



# BRONCOS

2016 MEDIA GUIDE

# BRONCOS

## WINNING TRADITION



**3** World Championships

**8** Super Bowl Appearances

**10** AFC Championship Games

**15** AFC West Division Titles

**22** Playoff Berths

**28** Winning Seasons

# DENVER BRONCOS

## 2016

### MEDIA GUIDE

#### INDEX

100-Yard Receiving Games . . . . .	632	Comebacks . . . . .	638
100-Yard Rushing Games . . . . .	629	Community Development . . . . .	668
100-Yard Rushing Halves/Quarters . . . . .	632	Darrent Williams Good Guy Award . . . . .	667
300-Yard Passing Games . . . . .	636	Day, Broncos Record By . . . . .	359
1,000-Yard Receiving Seasons . . . . .	628	Decade, Broncos Record By . . . . .	359
1,000-Yard Rushing Seasons . . . . .	628	Divisional Record . . . . .	356
2015 Season:		Draft Choices:	
Game Summaries/Stats . . . . .	242	All-Time Draft Choices By School . . . . .	275
Game-By-Game Statistics . . . . .	226	All-Time First-Round Picks . . . . .	275
Individual Game-by-Game Statistics . . . . .	229	All-Time Year-by-Year Drafts . . . . .	276
Miscellaneous Statistics . . . . .	240	Ed Block Courage Award, Broncos Winners . . . . .	667
NFL Rankings . . . . .	238	Ellis, Joe . . . . .	17
NFL Standings/Playoff Results . . . . .	363	Elway, John . . . . .	18
Participation . . . . .	228	Ring of Fame Bio . . . . .	652
Preseason Team Statistics . . . . .	220	First Game, Broncos History . . . . .	159
Regular-Season Team Statistics . . . . .	216	Free Agents Signed/Lost, 1989-2015 . . . . .	382
Single-Game Highs And Lows . . . . .	225	Hall of Fame Broncos . . . . .	648
Starters By Game . . . . .	223	Helmets, Broncos All-Time . . . . .	330
Takeaway Statistics . . . . .	239	Highlight Video Information . . . . .	676
3,000-Yard Passing Seasons . . . . .	628	Historical Highlights . . . . .	320
Administration . . . . .	54	Honors And Awards:	
All-Time Broncos Record . . . . .	356	All-Time Individual Year-By-Year . . . . .	640
Alumni Association . . . . .	3	Broncos All-Time NFL Honors . . . . .	644
American Bowl, Broncos Participation In . . . . .	173	Broncos Team Awards . . . . .	667
Attendance Marks . . . . .	568	How The Broncos Are Built . . . . .	210
Biographies:		Kubiak, Gary . . . . .	21
Coordinators/Assistant Coaches . . . . .	24	Last Time . . . . .	234
First-Year Players . . . . .	188	Leads Lost . . . . .	638
Player Personnel/Football Operations . . . . .	47	Little, Floyd . . . . .	655
Rookies . . . . .	192	Logos, Broncos All-Time . . . . .	330
Veteran Players . . . . .	64	Margin Of Victory And Defeat . . . . .	598
Bowlen, Pat:		Mascots (Thunder And Miles) . . . . .	672
Biography . . . . .	12	Media Information . . . . .	IBC
Broncos Accomplishments Under . . . . .	15	Media Website . . . . .	BC
Broncos Name Origin . . . . .	141	Milestone Games . . . . .	358
Bye Weeks:		Monday Night Games . . . . .	357
Broncos Record After The Bye . . . . .	358	Month, Broncos Record By . . . . .	359
Cheerleaders . . . . .	671	Nationally Televised Games, 1984-2015 . . . . .	16
Christmas Games . . . . .	358	Overtime Games . . . . .	357
Coaches:		Postseason Game Summaries . . . . .	482
All-Time Coaches Roster . . . . .	287	Preseason Television Network (KUSA) . . . . .	679
Most Years Of Service . . . . .	49	Pro Bowl Selections . . . . .	644
Year-by-Year Coaching Records . . . . .	567	Pronunciation Guide . . . . .	208
Coldest Games . . . . .	680	Radio Network (850 KOA) . . . . .	678

#### CREDITS

***The 2016 Denver Broncos media guide was produced by the club's media relations department. Information contained herein was compiled by the current and previous media relations staffs and is current as of July 1, 2016. ©2016 Denver Broncos Football Club.***

This project was coordinated by Erich Schubert. Writing, layout, design and editing by Schubert, Patrick Smyth and Seth Medvin using Adobe InDesign CC desktop publishing application. Special thanks to Jim Saccomano, the NFL communications department, the late Joe Cronin, John Turney, Dave Plati, Santo Labombarda and the Elias Sports Bureau staff, and Stats Inc. for providing extensive statistical data. Printing by Publication Printers, Denver, Colo. Photography and scans by Eric Bakke, Rich Clarkson and Associates, LLC (Rich Clarkson, Trevor Brown Jr., Steve Nowland, Ryan McKee, Jamie Schwaberow and Brett Wilhelm) and Pete Eklund. Cover designed by Taryn Parker. Special thanks to Kenn Rust of Rust Graphics.

# DENVER BRONCOS

## 2016

### MEDIA GUIDE

#### INDEX

Records — Postseason:		Season Ticket Sales . . . . .	568
Broncos Individual . . . . .	617	Series Records vs. Opponents . . . . .	352
Broncos Team . . . . .	623	Broncos vs. The NFL (Reg./Post./Preseason) . . . . .	356
Records — Regular Season:		Service With Broncos . . . . .	581
Broncos Individual . . . . .	582	Sharpe, Shannon . . . . .	660
Fumble Returns . . . . .	593	Shutouts:	
Interceptions . . . . .	592	By Denver . . . . .	606
Kicking . . . . .	595	By Opponents . . . . .	598
Kickoff Returns . . . . .	591	Stadium Information:	
Passing . . . . .	584	Broncos Stadium History . . . . .	675
Punt Returns . . . . .	590	Records . . . . .	677
Punting . . . . .	589	Seating Diagram . . . . .	676
Receiving . . . . .	588	Sports Authority Field at Mile High . . . . .	673
Rushing . . . . .	583	Staff Directory . . . . .	4
Sacks . . . . .	594	Starting Lineups, All-Time . . . . .	474
Safeties . . . . .	593	Stats Crew . . . . .	677
Scoring . . . . .	594	Sunday Night Games . . . . .	357
Total Offense . . . . .	582	Super Bowl:	
Broncos Team . . . . .	597	Future Sites . . . . .	680
Passing Defense . . . . .	608	Thanksgiving Games . . . . .	358
Passing Offense . . . . .	600	Trades, All-Time . . . . .	283
Penalties . . . . .	605	Training Camp Sites, All-Time . . . . .	680
Rushing Defense . . . . .	607	Transactions, 2015-16 . . . . .	211
Rushing Offense . . . . .	599	UCHealth Training Center . . . . .	9
Scoring Defense . . . . .	606	Uniforms, Broncos All-Time . . . . .	330
Scoring Offense . . . . .	598	Vince Lombardi Trophies . . . . .	181
Streaks . . . . .	597	Walter Payton NFL Man Of The Year, Broncos Winners . . . . .	667
Total Defense . . . . .	606	Warmest Games . . . . .	680
Total Offense . . . . .	598	Year-By-Year Individual Leaders:	
Turnovers . . . . .	605	Field Goals . . . . .	580
Opponent Individual . . . . .	610	Interceptions . . . . .	576
Opponent Team . . . . .	613	Kickoff Returns . . . . .	578
Results:		Passing . . . . .	573
All-Time Game-By-Game . . . . .	332	Punt Returns . . . . .	577
Artificial Turf Record . . . . .	680	Punting . . . . .	580
Retired Jersey Numbers . . . . .	647	Receiving . . . . .	575
Ring of Fame . . . . .	649	Rushing . . . . .	572
Rosters:		Sacks . . . . .	581
2016 Roster . . . . .	206	Scoring . . . . .	579
All-Time Broncos (Alphabetical) . . . . .	291	Tackles . . . . .	581
All-Time Broncos (Numerical) . . . . .	308	Year-By-Year Final Records . . . . .	360
All-Time Practice Squad (Alphabetical) . . . . .	316	Year-By-Year Final Statistics . . . . .	362
All-Time Practice Squad (By Year) . . . . .	318	Year-By-Year Team Statistics:	
All-Time Roster Breakdown By School . . . . .	305	Team Defense . . . . .	570
All-Time Roster Height/Weight Breakdowns . . . . .	306	Team Offense . . . . .	569
All-Time Roster Height/Weight Extremes . . . . .	307	Team Third Downs . . . . .	571
Schedule, 2016 . . . . .	IFC	Team Turnovers . . . . .	571
Season Opener Results . . . . .	359	Zimmerman, Gary . . . . .	665

#### DENVER BRONCOS ALUMNI ASSOCIATION

The Denver Broncos Alumni Association was formed in 1991 to provide an opportunity for former players to remain actively involved with the Broncos' organization. The Alumni Association serves as a goodwill extension of the Denver Broncos, and the members are available to counsel current players on life after football. Their mission is to uphold the highest standards of professionalism, integrity and honor. They are committed to enhance our communities through active service and devotion and pledge to support the Denver Broncos Football Club in its community outreach programs and present themselves as positive role models and mentors. The 16 members of the Alumni Council are Odell Barry (Treasurer), Tyrone Braxton, Larry Brunson, Bucky Dilts, Ron Egloff, Larry Evans, Steve Foley, Tom Graham, Mike Harden, Mark Jackson, Le-Lo Lang (President), Willie Oshodin, Jeb Putzier, Frank Robinson (Vice President), Billy Thompson and David Treadwell.





# BRONCOS STAFF DIRECTORY



## OWNERSHIP

### OWNER

Pat Bowlen

## EXECUTIVE STAFF

### PRESIDENT & CEO

Joe Ellis

### GENERAL COUNSEL/EXECUTIVE STAFF

Rich Slivka ..... General Counsel/Executive Vice President  
 John Elway ..... Exec. V.P. of Football Ops./General Manager  
 Mac Freeman ..... Sr. Vice President of Business Development  
 Justin Webster ..... Chief Financial Officer  
 Nancy Svoboda ..... Sr. Vice President of Human Resources

### VICE PRESIDENTS

Keith Bishop ..... Vice President of Security  
 Chip Conway ..... Vice President of Operations  
 Brady Kellogg ..... Vice President of Corporate Partnerships  
 Cindy Kellogg ..... Vice President of Community Development  
 Dennis Moore ..... Vice President of Sales and Marketing  
 Darren O'Donnell ..... Vice President of Business Development  
 Patrick Smyth ..... Vice President of Public Relations  
 Russ Trainor ..... Vice President of Information Technology

### ADMINISTRATIVE STAFF

Veronica Ibarra ..... Executive Asst. to Bowlen Family  
 Lisa Williams ..... Exec. Asst. to President & CEO and General Counsel  
 Kathy Hatch ..... Exec. Asst. to Exec. V.P. of Football Operations/GM  
 Kristi Nichols ..... Executive Assistant to Head Coach  
 Pam Papsdorf ..... Exec. Assistant to Player Personnel  
 Sharon Erwin ..... Receptionist  
 Sara Hoag ..... Receptionist

## FOOTBALL STAFF

### COACHING STAFF

Gary Kubiak ..... Head Coach  
 Rick Dennison ..... Offensive Coordinator  
 Wade Phillips ..... Defensive Coordinator  
 Joe DeCamillis ..... Special Teams Coordinator  
 Clancy Barone ..... Offensive Line  
 Chris Beake ..... Defensive Assistant/Defensive Line  
 Samson Brown ..... Assistant Defensive Backs  
 Tony Coaxum ..... Assistant Special Teams  
 James Cregg ..... Assistant Offensive Line  
 Mike Eubanks ..... Assistant Strength and Conditioning  
 Reggie Herring ..... Linebackers  
 Greg Knapp ..... Quarterbacks/Passing Game Coord.  
 Bill Kollar ..... Defensive Line  
 Clint Kubiak ..... Offensive Assistant/Quarterbacks  
 Anthony Lomando ..... Assistant Strength and Conditioning  
 Dennis Love ..... Assistant Strength and Conditioning  
 Marc Lubick ..... Assistant Wide Receivers  
 Fred Pagac ..... Outside Linebackers  
 Brian Pariani ..... Tight Ends  
 Luke Richesson ..... Strength and Conditioning  
 Eric Stutesville ..... Running Backs  
 Tyke Tolbert ..... Wide Receivers  
 Joe Woods ..... Defensive Backs

## PLAYER PERSONNEL / FOOTBALL OPERATIONS

Matt Russell ..... Director of Player Personnel  
 Tom Heckert ..... Director of Pro Personnel  
 Adam Peters ..... Director of College Scouting  
 Mike Sullivan ..... Director of Football Administration  
 Mark Thewes ..... Director of Team Administration  
 Ray Jackson ..... Director of Player Development  
 Mitch Tanney ..... Director of Football Analytics  
 A.J. Durso ..... Assistant Director of Pro Personnel  
 Jordon Dizon ..... Pro Scout  
 Brian Stark ..... National Scout  
 Eugene Armstrong ..... Southeast Area Scout  
 Dave Bratten ..... College Scouting Coord./Area Scout  
 Scott DiStefano ..... Midwest Area Scout  
 Klein Kubiak ..... Southwest Area Scout  
 Darren Mougey ..... Western Regional Scout  
 Nick Schiralli ..... Atlantic Area Scout  
 Bryan Chesin ..... Player Personnel Assistant  
 Luther Elliss ..... Team Chaplain

## MEDICAL STAFF

Steve Antonopoulos ..... Head Athletic Trainer  
 Vince Garcia ..... Assistant Athletic Trainer  
 Dustin Little ..... Dir. of Rehabilitation/Asst. Athletic Trainer/DPT  
 Michael Sundeen ..... Assistant Athletic Trainer  
 Billy-Joe Voltaire ..... Asst. Athletic Trainer/DPT  
 Martin Boublik, MD ..... Head Team Physician  
 J. Steven Geraghty, MD ..... Team Physician  
 Braden Mayer, MD ..... Team Physician  
 Josh Metzl, MD ..... Team Physician  
 Chad Prusmack, MD ..... Team Neurosurgeon

## EQUIPMENT

Chris Valenti ..... Equipment Manager  
 Mike Harrington ..... Assistant Equipment Manager  
 Jason Schell ..... Assistant Equipment Manager  
 Kenny Chavez ..... Assistant Equipment Manager

## VIDEO OPERATIONS

Steve Boxer ..... Video Director  
 Gary McCune ..... Video Operations Manager  
 Kirt Horiuchi ..... Video Assistant  
 Chris Kirchner ..... Video Assistant  
 Gresham Oliver ..... Video Assistant

## FOOTBALL INFORMATION SYSTEMS

Tony Lazzaro ..... Director of Football Information Systems  
 Karl Schreiner ..... Senior Applications Developer

## BUSINESS STAFF

### MEDIA RELATIONS

Erich Schubert ..... Senior Manager of Media Relations  
 Rebecca Villanueva ..... Corporate Communications Manager  
 Seth Medvin ..... Media Relations Coordinator

### DIGITAL MEDIA

Ben Hunt ..... Director of Digital Media  
 Andrew Mason ..... Senior Digital Reporter  
 Ben Swanson ..... Associate Editor, DenverBroncos.com  
 Tioni Taylor ..... Digital Media Production Coordinator  
 Scott Ward ..... Social Media Coordinator

## TEAM MEDIA

Mike Bonner.....Sr. Director of Event Presentation & Production  
Nick Young.....Supervising Producer  
Austin Brink.....Supervising Producer/Lead Camera Operator  
Phil Milani.....Coordinating Producer/Reporter  
Matt Boyer.....Coordinating Producer/Reporter  
Spencer Millard.....Sr. Motion Graphics Designer/Video Editor  
Luis Miranda.....Motion Graphics Designer/Producer  
Liz Coates.....Game Entertainment Manager

## COMMUNITY DEVELOPMENT

Billy Thompson.....Director of Community Outreach  
Bobby Mestas.....Director of Youth & High School Football  
Liz Mannis.....Manager of Community Development

## FINANCE

Dianne Sehgal.....Controller  
Michael Kalousek.....Manager of Financial Analysis  
Fred Krebs.....Manager of Cash/Treasury  
Nanette Thompson.....Assistant Controller  
Jennifer Brunetti.....Payroll Administrator  
Peggy Jackson.....Revenue Accountant  
Gina Johnson.....Accounts Payable  
Kelly Royall.....Manager of Travel Services

## INFORMATION TECHNOLOGY

Chris Newman.....Information Technology Architect  
Gil Bencomo.....Senior Information Technology Engineer  
Jason Moore.....Senior Information Technology Engineer  
Mike Corey.....Senior Information Technology Analyst  
Nick Burris.....Information Technology Engineer  
Tahoe Dennis.....Associate Information Technology Engineer  
Rick Seifert.....Chief Communications Engineer

## HUMAN RESOURCES

Aracely Gomez.....Human Resources Director  
Reann Rice.....Human Resources Coordinator  
Paiao Wright-Ah Sam.....Human Resources Coordinator

## MARKETING

Ted Santiago.....Director of Marketing  
Marisol Villagomez.....Manager of Fan Development  
Esmarie Van Zuylen.....Marketing & Research Analyst  
Brad Post.....Mascot Coordinator  
Scott Lantis.....Coord. of Promotions & Special Events  
Ashley Montgomery.....Prod. Manager, Graphic Design  
Taryn Parker.....Graphic Designer  
Ashley Thompson.....Graphic Designer

## SPONSORSHIP

Jon Carlson.....Director of Business Development  
Derek Thomas.....Director of Corporate Partnerships  
Sandy Young.....Director of Partnership Marketing  
Craig Walsh.....Sr. Manager of Corporate Partnerships  
Amanda Hebert.....Manager of Partnership Activation and Service  
Kim Torrez.....Manager of Partnership Activation and Service  
Kellie Sciacca.....Manager of Partnership Activation and Service  
Jessica Geymayr.....Partnership Activation and Service Coord.  
Kelsey Zimmerman.....Partnership Activation and Service Coord.  
Adam Janik.....Partnership Activation and Service Coord.

## CHEERLEADERS

Shawna Peters.....Director of Cheerleaders  
Shelly Trujillo.....Assistant Director, Cheerleaders  
Lauren Giangregorio.....Program Manager, Cheerleaders

## OPERATIONS

Fred Fleming.....Director of Special Services  
Adam Newman.....Senior Logistics Manager  
Josh Bruning.....Operations Manager  
John Karpan.....Facility Manager  
Greg Johnson.....Maintenance Coordinator  
Zach Burns.....Facilities Assistant

## SECURITY

Jim White.....Security Manager

## TURF OPERATIONS

Brooks Dodson.....Director of Sports Turf & Grounds  
Cole Dudley.....Sports Turf Coordinator  
Sam Pendleton.....Grounds Coordinator  
Dillon Pike.....Sports Turf Assistant

## NUTRITION & DINING

Bryan Snyder.....Director of Team Nutrition  
Justin Domsch.....Executive Chef  
Skylar Smith.....BOH Sous Chef  
Alfredo Gonzalez.....Preparation Chef  
Jake Schmitt.....FOH Sous Chef

## TICKET OPERATIONS

Kirk Dyer.....Exec. Dir. of Ticket Operations and Admin.  
Katie Delay.....Director of Ticket Operations  
Clark Wray.....Director of Ticket & Database Operations  
Patti Barban.....ADA Manager  
Stacie Fear.....Ticket Manager  
Ivy Barron.....Ticket Operations Coordinator  
Glenn Hives.....Customer Service Manager  
Stacey Drifmeyer.....Customer Service Representative  
Miranda Brunelli.....Customer Service Representative  
Kylee Jackson.....Customer Service Representative  
Alexandria Farmer Waters.....Customer Service Representative

## PREMIUM SEATING

Chris Faulkner.....Senior Manager of Premium Seating  
Brooke Carnie.....Manager of Suite services  
Dave Stutman.....Senior Premium Seating Executive  
Geoff Sanders.....Senior Premium Seating Executive  
Ben Racine.....Premium Sales Executive  
Melissa Anderson.....Premium Service Executive



## STADIUM MANAGEMENT CO.

Jay Roberts.....General Manager  
Scott Bliak.....Assistant General Manager  
Chuck Olney.....Director of Business Development  
Jon Applegate.....Director of Event Operations & Booking  
Austin Zilis.....Parking and Events Manager  
Anna Marie Marcus.....Special Events Sales Manager  
Jasmine Williams.....Special Events Assistant Manager  
Ashley Johnson.....Special Events Coordinator  
Fran Williams.....SMC Receptionist  
Judi Fernquist.....SMC Receptionist  
Pat Tetrick.....Director of Guest Relations  
Ethan Honaman.....Guest Relations Assistant Manager  
Sharyl Morrison.....Guest Relations Administrator  
Jared Devine.....Senior Manager of Stadium Security  
Cindy Gordon.....Assistant Security Manager  
Mo Mills.....24-Hour Security Supervisor  
Scott Padgett.....24-Hour Security Shift Supervisor  
Fallon Howard.....Security Supervisor  
Zach Myhra.....Director of Facilities  
Chad Henderson.....Lead Engineer  
Joshua Brahmeh.....HVAC Technician  
Timothy Talbot.....HVAC Technician  
Matt Shine.....Senior Operations Manager  
Howard Brown.....Facility Operations Manager  
Tyler Eldred.....Loading Dock Supervisor  
Terrance "Jamie" Perkins.....Lead Plumber  
Curt Norton.....Plumber  
Chris Hoag.....Lead Electrician  
Page Valencia.....Electrician  
Jeremiah Roybal.....HVAC Technician Lead  
Brett Seibel.....Site & Facilities Manager  
Craig Honas.....General Maintenance Lead  
Steven Morris.....General Maintenance Technician  
Kevin O'Connor.....General Maintenance Technician  
Patrick Bowen III.....Facilities Coordinator  
Cassidee Owens.....Production Artist  
Megan Rollins.....Assistant Production Artist  
Amy Thomas.....Purchasing & Project Coordinator  
Molly Westcott.....Operations Assistant  
Chris Hathaway.....Turf Manager  
Luke Kellerman.....Assistant Turf Manager  
Abe Picaso.....Turf Technician  
Pat Jordan.....Dir. of Technical & Broadcast Operations  
Jeremy Wecker.....Manager of A/V Technology & Engineering  
Aaron Fabis.....Audio Visual Technician  
Lorraine Spargo.....Director of Special Projects

## DENVER BRONCOS' WINNING TRADITION

The Denver Broncos, who enter their 57th season in 2016, are the defending World Champions after capturing their third Super Bowl title in 2015. The club also won back-to-back Super Bowls following the 1997 and 1998 seasons.

Playing for the 16th year at their glistening stadium, Sports Authority Field at Mile High, the Broncos will perform before sellout crowds for the 47th consecutive season, the first 31 of which came at Mile High Stadium. The team has sold out 379 consecutive home games to represent the longest home sellout streak in the NFL. Broncos fans have watched their team amass one of the NFL's finest records since the club's first winning season in 1973, making eight Super Bowl appearances while enduring just seven losing campaigns—tied for the fewest in the NFL—as shown in the list below.

### FEWEST NUMBER OF LOSING SEASONS, NFL, 1973-2015

<b>Denver</b> . . . . .	<b>7</b>	Tennessee/Houston . . . . .	18
Houston <sup>^</sup> . . . . .	7	Balt. Ravens/Cleveland . . . . .	19
Pittsburgh . . . . .	7	New York Jets . . . . .	19
Miami . . . . .	10	Cincinnati . . . . .	20
New England . . . . .	10	Kansas City . . . . .	20
Carolina* . . . . .	11	New York Giants . . . . .	21
Dallas . . . . .	12	Chicago . . . . .	22
Jacksonville* . . . . .	12	St. Louis/L.A. Rams . . . . .	22
Minnesota . . . . .	12	Buffalo . . . . .	22
Cleveland† . . . . .	14	New Orleans . . . . .	23
Green Bay . . . . .	14	Atlanta . . . . .	26
Washington . . . . .	15	Tampa Bay# . . . . .	27
Oakland/L.A. Raiders . . . . .	17	Arizona/Phoenix/St. Louis . . . . .	28
Philadelphia . . . . .	17	Detroit . . . . .	29
Seattle# . . . . .	17		
Indianapolis/Baltimore Colts . . . . .	18	<i>#began play in 1976</i>	
San Diego . . . . .	18	<i>*began play in 1995</i>	
San Francisco . . . . .	18	<i>†began play in 1999</i>	
		<i>^began play in 2002</i>	

**NFL's Second Best Since 1975** — The Broncos' 389-252-1 (.607) record in the regular season since 1975 ranks second in the NFL during those 41 seasons.

### TOP RECORDS AMONG NFL TEAMS, 1975-2015 (regular season only)

Franchise	Record	Pct.
1. Pittsburgh Steelers	391-250-1	.610
<b>2. Denver Broncos</b>	<b>389-252-1</b>	<b>.607</b>
3. New England Patriots	376-266-0	.586
5. Dallas Cowboys	364-278-0	.567
4. San Francisco 49ers	362-278-2	.565

### CHARTING THE BRONCOS' 15 DIVISION TITLES

Year	Record	AFC Playoff Record	Level Reached
1977*	12-2	2-0	Super Bowl XII
1978	10-6	0-1	AFC Divisional Playoff
1984	13-3	0-1	AFC Divisional Playoff
1986	11-5	2-0	Super Bowl XXI
1987*	10-4-1	2-0	Super Bowl XXII
1989*	11-5	2-0	Super Bowl XXIV
1991	12-4	1-1	AFC Championship
1996*	13-3	0-1	AFC Divisional Playoff
1998*	14-2	2-0	World Champions
2005	13-3	1-1	AFC Championship
2011	8-8	1-1	AFC Divisional Playoff
2012*	13-3	0-1	AFC Divisional Playoff
2013*	13-3	2-0	Super Bowl XLVIII
2014	12-4	0-1	AFC Divisional Playoff
2015*	12-4	2-0	World Champions

*\*denotes seasons in which Broncos secured homefield advantage throughout AFC Playoffs.*

## DENVER BRONCOS' WINNING TRADITION

**Historical Start** — The Broncos began the 1998 season by winning their first 13 games, a feat accomplished only eight other times in NFL history.

### TEAMS TO START 13-0 OR BETTER IN NFL HISTORY

Team	Year	Record	Reg. Season Finish	Postseason
Carolina	2015	14-0	15-1	Lost Super Bowl 50
Green Bay	2011	13-0	15-1	Lost NFC Divisional Playoff Game
New England	2007	16-0	16-0	Lost Super Bowl XLII
Indianapolis	2009	14-0	14-2	Lost Super Bowl XLIV
Miami	1972	14-0	14-0	Won Super Bowl VII
New Orleans	2009	13-0	13-3	Won Super Bowl XLIV
Indianapolis	2005	13-0	14-2	Lost AFC Divisional Playoff Game
<b>Denver</b>	<b>1998</b>	<b>13-0</b>	<b>14-2</b>	<b>Won Super Bowl XXXIII</b>
Chicago Bears	1934	13-0	13-0	Lost NFL Championship Game

**18-Game Winning Streak** — The Broncos won 18 consecutive games, including postseason, during their two-Super Bowl run from 1997-98. Denver's 18-game overall winning streak ties for the third longest in NFL history.

### LONGEST WIN STREAKS IN NFL HISTORY (REGULAR SEASON AND POSTSEASON COMBINED)

Team	Wins	Date Began-Ended	Accomplishments
1. New England	21	10/5/03-10/31/04	Won Super Bowls XXXVIII and XXXIX
2. Green Bay	19	12/26/10-12/11/11	Won Super Bowl XLV
3. <b>Denver</b>	<b>18</b>	<b>12/21/97-12/13/98</b>	<b>Won Super Bowls XXXII and XXXIII</b>
New England	18	9/9/07-2/3/08	First-ever 16-0 regular season
San Francisco	18	11/27/89-11/18/90	Won Super Bowl XXIV
Miami	18	9/17/72-9/23/73	Won Super Bowl VII
Chicago Bears	18	11/9/41-12/13/42	Won 1941 NFL Championship
Chicago Bears	18	11/26/33-12/9/34	Won 1933 NFL Championship

**Homefield Advantage** — The Broncos' 252-92-0 (.733) overall record at home since 1975 is the best in the NFL. Denver owns an NFL-best 235-87-0 (.730) home record in the regular season since 1975 and is 17-5 (.773) in the postseason at home during this time.

### TOP FIVE HOME RECORDS, NFL, 1975-2015

Team	Regular Season	Postseason	Total	Pct.
1. <b>Denver</b>	<b>235-87-0 (.730)</b>	<b>17-5 (.773)</b>	<b>252-92-0</b>	<b>.733</b>
2. Pittsburgh	228-91-1 (.714)	18-8 (.692)	246-99-1	.712
3. Baltimore	109-50-1 (.684)	3-2 (.600)	112-52-1	.682
4. New England	215-106-0 (.670)	18-4 (.818)	233-110-0	.679
5. Minnesota	212-109-1 (.660)	8-6 (.571)	220-115-1	.656

**24 In A Row At Home** — The Broncos won 24 consecutive home games in the regular season from 1996-98, marking the third-longest such winning streak in NFL history.

### LONGEST REGULAR-SEASON HOME WIN STREAKS IN NFL HISTORY

Team	Years	Wins	Accomplishments
1. Miami	1971-74	27	Played in three consecutive Super Bowls, winning two (VII and VIII)
2. Green Bay	1995-98	25	Played in back-to-back Super Bowls, winning one (XXXI)
3. <b>Denver</b>	<b>1996-98</b>	<b>24</b>	<b>Won two Super Bowls (XXXII and XXXIII)</b>

**Perfect In Denver** — The Broncos' undefeated home finish in 1998 was the club's third in a row, making the Broncos only the fourth franchise in NFL history to complete three consecutive regular seasons at home without losing a game.

### MOST CONSECUTIVE UNDEFEATED HOME SLATES IN NFL HISTORY

Team	No.	Years	Records	Accomplishments
1. Green Bay	4	1929-32	5-0, 6-0, 8-0, 5-0-1	Won NFL title from 1929-31
2. <b>Denver</b>	<b>3</b>	<b>1996-98</b>	<b>8-0, 8-0, 8-0</b>	<b>Won Super Bowls XXXII and XXXIII</b>
Miami	3	1972-74	7-0, 7-0, 7-0	Won Super Bowls VII and VIII
Chicago Bears	3	1942-44	6-0, 5-0, 4-0-1	Won 1941 NFL Championship





An estimated 1 million people descended on downtown Denver on Feb. 9, 2016, to salute the World Champion Broncos two days after their victory over Carolina in Super Bowl 50 in Santa Clara, Calif. A parade through the streets of the city culminated in a rally at Civic Center Park, where Colorado Governor John Hickenlooper and Denver Mayor Michael Hancock officially welcomed the Super Bowl champions home.

**DENVER TIED FOR MOST SUPER BOWL APPEARANCES** — The Broncos made their eighth Super Bowl appearance against Carolina on Feb. 7, 2016, with that total tying for the most in NFL history. Winners of three Super Bowls (XXXII, XXXIII, 50), the Broncos are one of just nine NFL teams to win a trio of World Championships.

#### MOST SUPER BOWL APPEARANCES, NFL HISTORY

Franchise	App.	Games (wins asterisked)	Rec.
1. Denver Broncos	8	XII, XXI, XXII, XXIV, XXXII*, XXXIII*, XLVIII, 50*	3-5
Dallas Cowboys	8	V, VI*, X, XII*, XIII, XXVII*, XXVIII*, XXX*	5-3
New England Patriots	8	XX, XXXI, XXXVI*, XXXVIII*, XXXIX*, XLII, XLVI, XLIX*	4-4
Pittsburgh Steelers	8	IX*, X*, XIII*, XIV*, XXX, XL*, XLIII*, XLV	6-2
5. San Francisco 49ers	6	XVI*, XIX*, XXIII*, XXIV*, XXIX*, XLVII	5-1

**COMING BACK STRONGER** — The 1997-98 Broncos are one of only five teams to have posted a better record during the season following a Super Bowl victory.

#### SUPER BOWL CHAMPIONS TO POST BETTER RECORDS THE FOLLOWING SEASON

Team	Year	Record	Next Year's Rec.	Postseason Finish
New York Giants	2007	10-6	12-4	Lost NFC Divisional Game
Indianapolis Colts	2006	12-4	13-3	Lost AFC Divisional Game
<b>Denver Broncos</b>	<b>1997</b>	<b>12-4</b>	<b>14-2</b>	<b>Won Super Bowl XXXIII</b>
San Francisco 49ers	1988	10-6	14-2	Won Super Bowl XXIV
Pittsburgh Steelers	1974	10-3-1	12-2	Won Super Bowl X

**BRONCOS THE MOST VICTORIOUS FOR ANY THREE-YEAR PERIOD** — Denver's 34-19 victory over Atlanta in Super Bowl XXXIII gave it the most wins in a three-year period (46) and the second-most wins in a two-year period (33) in NFL history (regular season and playoffs).

#### NFL Record for Most Wins in a Three-Year Span

1. Denver Broncos, 46 wins (1996-98)
2. New England Patriots, 45 wins (2003-05)
- San Francisco 49ers, 45 wins (1988-90)
4. Dallas Cowboys, 44 wins (1992-94)
- Miami Dolphins, 44 wins (1971-73)

#### NFL Record for Most Wins in a Two-Year Span

1. New England Patriots, 34 wins (2003-04)
2. Denver Broncos, 33 wins (1997-98)
3. New England Patriots, 32 wins (2006-07, '07-08)
- San Francisco 49ers, 32 wins (1989-90)
- Miami Dolphins, 32 wins (1972-73)



# UCHealth

TRAINING



CENTER



UCHealth Training Center is the state-of-the-art facility for the Denver Broncos located in Englewood, Colo.

The team's suburban headquarters, which spans 25.5 acres in the expanding Dove Valley Business park in South Arapahoe County, consists of three separate buildings:

- Paul D. Bowlen Memorial Broncos Centre (completed in 1990)
- Strength & Conditioning Complex (completed in 2004)
- Pat Bowlen Fieldhouse (completed in 2014)

Since the 2014 offseason, the Broncos have invested more than \$36 million to renovate its existing facility and construct an indoor practice facility adjacent to the team's current headquarters. The capital improvement plan at UCHealth Training Center, which has made the Broncos' headquarters one of the elite training facilities in all of professional sports, included:

- Expanding the Paul D. Bowlen Memorial Broncos Centre by 15,890 square feet on the north end and renovating the lobby, player locker room, media room and other existing infrastructure on the south side.
- Constructing a new commercial kitchen and cafeteria as well as new video operations and football technology offices.
- Adding more than 3,000 square feet of conference space along with several new offices and workspaces.
- Building a 115,000 square-foot indoor practice facility—the Pat Bowlen Fieldhouse—west of the current practice fields that includes an 85,000 square-foot fieldhouse as well as a 30,000 square-foot support space.
- Enhancing the new indoor full-length field with a locker room and football service area.
- Accompanying the Pat Bowlen Fieldhouse with meeting spaces, a video production room and a Broncos retail outlet.
- Improving the training camp experience for fans by creating a larger public viewing area, including new ADA seating, adding additional parking and improving restroom facilities.



## DID YOU KNOW?

The Broncos' original headquarters consisted of a Quonset hut on Clay Street near Bears Stadium, the team's home field. In the mid-1960s, the franchise moved into a different facility at 5700 Logan Street in North Denver. The series of small buildings served as the club's home until the UCHealth Training Center in Englewood, Colo., was completed in 1990.

## UCHealth Training Center

There is ample practice space available for use by the Broncos on the three outdoor natural grass fields. The fields have a unique design system that includes underground tubing to prevent the turf from freezing and thus allows the Broncos to practice year-round on unfrozen natural grass.

The new indoor practice field inside the Pat Bowlen Fieldhouse enables the team to utilize a full-length field in a climate-controlled environment.

Outdoor practice fields.



Full-length field in the new indoor practice facility.



**Above:** The team's dining hall, featuring a full kitchen and a Gatorade Fuel Bar, keeps players, coaches and staff fed year round.




**Left:** The Broncos' strength and conditioning center is situated north of the Paul D. Bowlen Memorial Broncos Centre. The weight room, spanning approximately 9,000 square feet, along with the 18,000-square foot indoor turf field, affords the football team and its strength and conditioning staff one of the finest training facilities in the NFL.



**Left:** The Broncos can accommodate thousands of fans during training camp practices at UCHealth Training Center.

**Right:** The Broncos completed a million-dollar player locker room renovation project during the 2016 offseason.











## PAT BOWLEN

### OWNER

**P**at Bowlen enters his 33rd season as Owner of the Denver Broncos in 2016, and his tenure of ownership is indelibly stamped as one of the most successful periods for any team in National Football League history.

The longest-tenured owner of a professional sports team in Colorado history and the only owner in NFL history to achieve 300 overall victories during his first 30 seasons, Mr. Bowlen has guided the franchise to an unprecedented run of success during his three-plus decades in Denver.

His outstanding contributions to the Broncos, the community and the NFL have established him as one of the greatest and most influential contributors in professional football history.

Elected to the Denver Broncos Ring of Fame in 2015, Mr. Bowlen presides over a franchise that is one of the crown jewels among NFL clubs. With more Super Bowl appearances (7) than losing seasons (5) during Mr. Bowlen's ownership, the Broncos are, by any definition, at the pinnacle of professional sports franchises.

With the highest regular-season winning percentage of any NFL team (.614 / 313-197-1) under Pat Bowlen, the Broncos in that span have achieved 20 winning seasons, 13 division titles, nine conference championship berths and seven Super Bowl appearances. The club's success during Mr. Bowlen's ownership is punctuated by three Super Bowl wins—back-to-back World Championships from 1997-98 and a victory in Super Bowl 50 following the 2015 season.

Whether judged by the measure of wins and championships, attendance, national television exposure or by his and the Broncos' reputation locally and throughout the NFL, there are few parallels in the world of professional sports. The Broncos' status was recognized nationally in a 2014 Harris poll that named the franchise "America's Team."

The Denver Broncos are the soul of the city, Mr. Bowlen serves as the owner and steward of this sterling franchise, and the legend of both team and owner are marked by achievement and success at every level. The Broncos have grown from being Denver's first major league franchise in 1960 to Colorado's state religion.

A member of the Colorado Sports Hall of Fame, Mr. Bowlen's championship mentality includes an extraordinary commitment to the community. As chairman of the board of Denver Broncos Charities, he has donated more than \$25 million to charitable organizations in the Denver area since the inception of that fund in 1993. His status and reputation as an owner were recognized locally in 2013 when he received the Mizel Institute Community Enrichment Award, the region's most prestigious philanthropic accolade, for his community leadership and commitment to the city of Denver and state of Colorado.

Mr. Bowlen's culture of winning and integrity has permeated the Rocky Mountain region. Winners of five consecutive AFC West Division titles (2011-15) for the first time in team history, the Broncos operate with a relentless approach to be the best at everything. The team is positioned to pursue a fourth World Championship to add to its winning tradition, and Mr. Bowlen's commitment to that goal is unwavering.

The Broncos' owner has fashioned a powerful reputation among his peers as a bold, dynamic leader who is single-minded in his pursuit of excellence, whether representing the Broncos, the city of Denver, the state of Colorado or the National Football League. He presides over a franchise that by any standard has been one of the NFL's most successful in his three decades of club ownership (1984-present).

No owner in pro football history has more Super Bowl appearances (7) than Mr. Bowlen. Denver's 13 division titles since 1984 rank second among NFL clubs, and its 27 seasons with a .500 or better record during that span are easily the most in the league.

Denver is the only team to post at least 90 wins in each of the last three decades, and the franchise's 334 overall victories under Mr. Bowlen (1984-pres.) are the most in the NFL during that span.

In addition, Denver's 329 national television appearances under Mr. Bowlen are the most in the league. That total includes a league-high 149 prime-time games as well as 140 appearances as part of network doubleheaders.

For many years, Mr. Bowlen's reputation as an outstanding owner has been well known nationally as he is held in the highest regard by fans, players, coaches, his peers and NFL executives. In 1987, he finished second in The Sporting News Executive of the Year balloting. In December 2000, ESPN conducted a fan poll asking which NFL owner would be the best for which to play. Mr. Bowlen finished first among all NFL owners with 44.7 percent of the more than 60,000 votes cast.

In addition to his unmistakable impact with the Denver Broncos, Mr. Bowlen has had a profound influence on the growth of the NFL. He has served on nine league committees during his ownership, helping negotiate record-breaking television contracts and ensuring years of labor peace with several extensions to the NFL's Collective Bargaining Agreement.

Pat Bowlen was introduced as the majority owner of the Denver Broncos on March 23, 1984, and that announcement triggered a new era in franchise history. Mr. Bowlen and the Bowlen family acquired 100 percent ownership of the Broncos in July 1985, and currently his brother John Bowlen owns a minority interest in the Broncos.

Mr. Bowlen immediately put his own mark on the Broncos, establishing a solid administration and creating a positive atmosphere that was a major factor in the team's success both on and off the field.

Champions are built from the top, and Pat Bowlen is a model of leadership in the scope of his drive and commitment. "I want us to be number one in everything," Mr. Bowlen has often said in a recurring theme that marks his management style. Everyone knows that it is the owner who provides the financial backing that is integral to a championship team, but many fans are unaware that much of the heart, soul and drive of this championship organization come directly from Pat Bowlen.

He has made all of his managerial moves with one goal in mind—to aggressively position the Denver Broncos for another Super Bowl championship. No one sets higher standards for the Broncos than Pat Bowlen, whose goals have always been to have his franchise regarded among the finest in pro sports with victory being the measuring stick for that success.

Thus, the ultimate goal of this iconic owner remains firmly set on repeating the Broncos' World Championship seasons of 1997, 1998 and 2015.

**Below is a summary of the Denver Broncos' success during Mr. Bowlen's ownership (1984-Pres.):**

- The Denver Broncos won three Super Bowls, including back-to-back World Championships in 1997 (Super Bowl XXXII vs. the Green Bay Packers, 31-24) and 1998 (Super Bowl XXXIII vs. the Atlanta Falcons, 34-19) as well as a victory in Super Bowl 50 vs. the Carolina Panthers, 24-10.
- Denver became the sixth NFL franchise to win back-to-back Super Bowls, joining Green Bay, Miami, Pittsburgh (twice), San Francisco and Dallas. The Broncos became the first AFC team to do it in two decades.
- When the Broncos won Super Bowl XXXII, they were the first AFC team to win in 14 years and just the second wild card team to win a Super Bowl under the NFL's present playoff system.
- The Broncos own seven AFC Championships under Pat Bowlen (1986, 1987, 1989, 1997, 1998, 2013, 2015).
- Denver was the only AFC franchise to make three Super Bowl appearances in the 1980s.
- Denver owns the most regular-season wins (313), overall wins (334), winning seasons (20), playoff berths (18) and Super Bowl appearances (7).
- The Broncos have dominated the AFC Western Division by posting more division titles (13), conference championship game appearances (9) and Super Bowl appearances (7) than any other club in the division.
- In addition to winning 13 division titles, Mr. Bowlen's franchise has had regular-season win totals of 14, 13 (five times), 12 (four times), 11 (four times) and 10 (three times). Seventeen of Denver's 21 seasons with double-digit win totals have come during Mr. Bowlen's ownership.
- The Broncos won an NFL-record seven postseason games in a two-year period (1997-1998).
- The Broncos had 33 wins over a two-year period (1997-1998), at that time the most in NFL history.
- The Broncos had an NFL-record 46 wins over a three-year period (1996-1998).
- The Broncos became the second team in modern NFL history to go undefeated during regular-season play at home for three consecutive seasons (1996-1998).

- His 1997-1998 teams performed the astonishing feat of going nearly an entire calendar year without a defeat (12/15/97-12/13/98), at that time a league-record 18 consecutive wins.
- In 1998, Denver won a franchise-record 17 games (14 in the regular season), including a 13-0 start that resulted in Denver going nearly an entire calendar year without a loss.
- His 2015 team won an NFL-record 11 games decides by a touchdown or less en route to a victory in Super Bowl 50.
- The Broncos have the best home record (202-74 / .732) in pro football over the past 32 years.
- The Broncos have had an NFL-low five losing seasons compared to their 20 winning seasons.
- In Mr. Bowlen's 32 years of ownership, the Broncos have played 36 postseason games, all of which have been sold out.
- The Broncos have sold out every regular season and playoff contest during Mr. Bowlen's ownership as part of the team's NFL-record 379-game sellout streak dating back to 1970.
- Denver has led the NFL in attendance during Mr. Bowlen's 32-year period as owner. The Broncos have drawn nearly 20 million fans to their home games from 1984-2015, marking the highest total in the NFL.
- Mr. Bowlen ushered in a new era in Denver Broncos football history in 2001 when the state-of-the-art Sports Authority Field at Mile High opened. Mr. Bowlen contributed more than \$150 million to the construction of the new stadium and helped fund a \$30 million upgrade during the 2013 offseason.
- He was responsible for the Broncos' headquarters, the UCHealth Training Center, a state-of-the-art office and training facility located on the team's 13.5-acre complex in South Arapahoe County. The main facility, the Paul D. Bowlen Memorial Broncos Centre, is named after Pat Bowlen's father, and the Broncos moved into the building on March 5, 1990. In 2014, the facility underwent \$38 million in renovations and construction, including the addition of a state-of-the-art indoor practice facility, the Pat Bowlen Fieldhouse.
- In addition to his role with the Broncos, Mr. Bowlen was a key figure in securing the league's labor and TV contracts. He served as co-chair of the powerful NFL Management Council Executive Committee from 2001-11 and formerly chaired the prestigious NFL Broadcasting Committee. He also has served on the NFL Compensation Committee, the NFL Network Committee, the Pro Football Hall of Fame Committee, the NFL Business Ventures Committee, the NFL Finance Committee, the Los Angeles Working Group Committee and the NFL Workplace Diversity Committee.
- In his role as Chair of the NFL Broadcast Committee, Mr. Bowlen was responsible for the negotiations on the NFL's \$18 billion TV contract, the most lucrative single-sport contract in history.

Pat Bowlen was born in Paire du Chien, Wis., where he attended high school. He went on to the University of Oklahoma, earning degrees in both business (1965) and law (1968). After successful careers in oil, gas and real estate, he purchased the Denver Broncos in 1984.

Mr. Bowlen served as the Honorary Chairman of the Colorado Special Olympics for 19 years and was the organization's Outstanding Celebrity in 1993. In addition, Mr. Bowlen has served as the Honorary Chairman of the Stadium Stampede (formerly the Colorado Family Classic) to benefit St. Joseph's Hospital Foundation for 30 years.

He was Honorary Chairman of the Capuchin Friars Brown Robe Benefit fundraising dinner for 20 years. Mr. Bowlen also chaired the 1989 Centennial Scholarship rally at the University of Northern Colorado in Greeley and was Co-Chairman of the Rose Medical Center Critical Care Campaign from 1986-89.

Mr. Bowlen was elected to the University of Denver Board of Trustees in 1987 and the Colorado Academy Board of Trustees in 1991. His previous DU committee memberships also included the Athletic Affairs Committee, the Institutional Advancement Committee and the Institutional Advancement/University Relations subcommittee.

A former member of the Young President's Organization, Mr. Bowlen was a member of the American Ireland Fund Dinner Committee for 22 years and Trustee for the Irish Community Center for 11 years.

Mr. Bowlen has maintained an active lifestyle throughout his life, including competing in the Ironman Triathlon—an event in which one must swim 2.4 miles, ride 112 miles on a bicycle and run 26.2 miles, all consecutively—as well as in other triathlon races and several marathons.

# PAT BOWLEN ERA MARKED BY ACHIEVEMENT

## NFL COMPARISON (1984-2015)

### FEWEST LOSING SEASONS

<b>Denver</b> .....	<b>5</b>
Baltimore .....	7
Green Bay .....	7
Houston .....	7
New England .....	7
Pittsburgh .....	7

### NUMBER OF REG. SEASON WINS

<b>Denver</b> .....	<b>313</b>
New England .....	308
San Francisco .....	308
Pittsburgh .....	301
Green Bay .....	293

### DIVISION TITLES

New England .....	16
<b>Denver</b> .....	<b>13</b>
Pittsburgh .....	13
San Francisco .....	13
Indianapolis .....	11

### PLAYOFF APPEARANCES

New England .....	19
San Francisco .....	19
<b>Denver</b> .....	<b>18</b>
Green Bay .....	18
Pittsburgh .....	18

### PLAYOFF GAMES

New England .....	43
San Francisco .....	39
<b>Denver</b> .....	<b>36</b>
Pittsburgh .....	36
Green Bay .....	35

### CONF. CHAMPIONSHIP GAMES

New England .....	12
San Francisco .....	11
<b>Denver</b> .....	<b>9</b>
Pittsburgh .....	9

### SUPER BOWL APPEARANCES

New England .....	8
<b>Denver</b> .....	<b>7</b>
N.Y. Giants .....	5
San Francisco .....	5
Buffalo .....	4
Pittsburgh .....	4

### WORLD CHAMPIONSHIPS

New England .....	4
N.Y. Giants .....	4
San Francisco .....	4
<b>Denver</b> .....	<b>3</b>
Dallas .....	3

## AFC WEST COMPARISON (1984-2015)

### DENVER WINS VS. AFC WEST

vs. San Diego .....	41
vs. Kansas City .....	39
vs. Oakland/L.A. Raiders .....	38

### DIVISION TITLES

<b>Denver</b> .....	<b>13</b>
San Diego .....	7
Oakland/L.A. Raiders .....	5
Kansas City .....	5

### REG. SEASON DIVISIONAL WINS

<b>Denver</b> .....	<b>142</b>
Kansas City .....	123
Oakland/L.A. Raiders .....	102
San Diego .....	98

### FEWEST LOSING SEASONS

<b>Denver</b> .....	<b>5</b>
Kansas City .....	12
San Diego .....	13
Oakland/L.A. Raiders .....	16

### NUMBER OF REG. SEASON WINS

<b>Denver</b> .....	<b>313</b>
Kansas City .....	262
San Diego .....	244
Oakland/L.A. Raiders .....	229

### PLAYOFF APPEARANCES

<b>Denver</b> .....	<b>18</b>
Kansas City .....	13
San Diego .....	9
Oakland/L.A. Raiders .....	8

### PLAYOFF GAMES

<b>Denver</b> .....	<b>36</b>
Kansas City .....	16
San Diego .....	16
Oakland/L.A. Raiders .....	14

### CONF. CHAMPIONSHIP GAMES

<b>Denver</b> .....	<b>9</b>
Oakland/L.A. Raiders .....	8
San Diego .....	2
Kansas City .....	1

### SUPER BOWL APPEARANCES

<b>Denver</b> .....	<b>7</b>
Oakland/L.A. Raiders .....	1
San Diego .....	1
Kansas City .....	0

### WORLD CHAMPIONSHIPS

<b>Denver</b> .....	<b>3</b>
Kansas City .....	0
Oakland/L.A. Raiders .....	0
San Diego .....	0



## PAT BOWLEN ERA (1984-2015)

**One of NFL's Best Under Bowlen** — The Broncos have posted the most regular-season wins (313) in the entire NFL since 1984 under the ownership of Pat Bowlen.

### MOST REGULAR-SEASON WINS IN THE NFL, 1984-2015

	TEAM	W	L	T	PCT.
1.	<b>Denver Broncos</b>	<b>313</b>	<b>197</b>	<b>1</b>	<b>.614</b>
2.	San Francisco 49ers	308	201	2	.605
3.	New England Patriots	308	203	0	.603
4.	Pittsburgh Steelers	301	209	1	.590
5.	Green Bay Packers	293	216	2	.575
6.	New York Giants	279	231	1	.547
7.	Philadelphia Eagles	278	229	4	.548
8.	Indianapolis Colts	272	239	0	.532
	Miami Dolphins	272	239	0	.532
10.	Chicago Bears	270	241	0	.528

**National Television Exposure** — The Broncos have appeared in 329 nationally televised games during Pat Bowlen's 32 seasons of ownership (1984-2015).

### BRONCOS NATIONALLY TELEVIEWED GAMES, 1984-2015

TYPE	NO.
National Doubleheader Games	140
Monday Night Games	55
Sunday Night Games	43
Postseason Games	36
Preseason Games	28
Saturday/Other Prime-Time Games	23
Thanksgiving Day Games	4
<b>TOTAL</b>	<b>329 Nationally Televised</b>

## THE BOWLEN ERA

### RANKS AMONG NFL OWNERS (1984-2015)

<b>REGULAR-SEASON WINS</b> <b>Pat Bowlen, Den.</b> ..... <b>313</b> Tom Benson, N.O. ....260 Dan Rooney, Pit. ....250 Alex Spanos, S.D. ....244	<b>PLAYOFF WINS</b> Robert Kraft, N.E. ....26 <b>Pat Bowlen, Den.</b> ..... <b>21</b> Dan Rooney, Pit. ....18 Edward DeBartolo Jr., S.F.....18
<b>WINNING SEASONS</b> <b>Pat Bowlen, Den.</b> ..... <b>20</b> Robert Kraft, N.E. ....19 Dan Rooney, Pit. ....18 Bud Adams, Hou./Ten, Lamart Hunt, K.C. .... 14	<b>CONFERENCE CHAMPIONSHIPS</b> <b>Pat Bowlen, Den.</b> ..... <b>7</b> Robert Kraft, N.E. ....7 Edward DeBartolo Jr., S.F. ....4 Dan Rooney, Pit./ Ralph Wilson Jr., Buf. .... 4
<b>DIVISION TITLES</b> Robert Kraft, N.E. .... 16 <b>Pat Bowlen, Den.</b> ..... <b>13</b> Dan Rooney, Pit. ....12 Virginia Halas McCaskey, Chi. .... 10	<b>SUPER BOWL WINS</b> Edward DeBartolo Jr., S.F. .... 4 Robert Kraft, N.E. ....4 <b>Pat Bowlen, Den.</b> ..... <b>3</b> Jerry Jones, Dal. ....3

**JOE ELLIS****PRESIDENT & CEO**

**J**oe Ellis is in his sixth season as President of the Denver Broncos in 2016 and his third year as Chief Executive Officer after adding those responsibilities in 2014.

In his 22nd season with the Broncos, Ellis owns extensive experience and expertise at both the club and league level through his 29 seasons in the NFL. Having worked with Owner Pat Bowlen for nearly three decades, Ellis has been entrusted to operate the team with full authority while serving as the

Broncos' representation for all league matters.

Under Ellis' direction, the Broncos enter the 2016 season positioned at or near the top of the NFL in numerous key areas, including on-field success, local popularity, national prominence, attendance, philanthropic involvement and local television ratings.

The team has won five consecutive AFC West Division titles since Ellis was named team president in 2011, marking the longest such streak in club history. During that time, Denver has totaled the second-most overall wins (64) in the NFL, including a victory in Super Bowl 50 following the 2015 season.

Ellis' leadership skills and business knowledge have helped the Broncos strengthen their reputation as one of the most successful and fan-friendly franchises in all of professional sports. He has earned significant recognition from his peers and throughout the Rocky Mountain Region for the Broncos' emphasis on community involvement and civic responsibility.

Calling Colorado his home for more than 20 years, Ellis brings a comprehensive understanding of what the Denver Broncos mean to the state and surrounding community. The Broncos' positive presence and impact in the region during Ellis' tenure with the team has evoked inspiration and action through numerous flagship partnerships and other community initiatives.

The Broncos enjoyed their 46th consecutive season of sellouts in 2015—the longest active streak in the NFL—as their record-setting home attendance mark at Sports Authority Field at Mile High was complemented by impressive local television rating figures.

The club has made its gameday experience a priority under Ellis, embracing innovation and technology to improve fan engagement, satisfaction and safety. Ellis worked to secure a \$30 million investment in Sports Authority Field at Mile High during the 2013 offseason that increased the size of its scoreboard by three times while enhancing all stadium audio/visual elements, suites and concourses.

Ellis also oversaw more than \$35 million in major expansions and renovations at UCHHealth Training Center in 2014. The capital improvement project, which included the construction of a state-of-the-art indoor practice facility, the Pat Bowlen Fieldhouse, provides the Broncos with one of the most elite training centers in all of sports.

Widely respected within the NFL and the sports industry, Ellis has cultivated strong relationships both locally with community leaders as well as nationally with key league executives and business partners. He has established a solid structure at the top of the organization along with an overall direction that has poised the Broncos for sustained success both on and off the field.

Ellis worked closely with Mr. Bowlen to hire Executive Vice President of Football Operations/General Manager John Elway in January 2011, bringing back the Broncos' Pro Football Hall of Fame quarterback and giving him the responsibility of building a championship football team. He maintains daily communication with Elway as well as Head Coach Gary Kubiak regarding all football matters.

With comprehensive experience in the areas of stadium operations and personnel management, Ellis' numerous responsibilities with the club's business operations include overseeing its financial management, marketing and sales, media relations, community relations, ticket operations and facilities.

A driving force behind the opening of Sports Authority Field at Mile High in 2001, Ellis oversees Stadium Management Company (SMC), which operates and manages the state-of-the-art facility. During his participation in all aspects of the stadium's administration and development, he has worked very closely with important members of the political, business and civic communities that comprise the cultural fabric of Denver.

Before he was named team president, Ellis spent 2008-10 as the Broncos' chief operating officer and 1998-2007 as the club's executive vice president of business operations. He began his 20-year relationship with the Broncos in 1983 as their director of marketing, leading the club's marketing and promotional efforts for three seasons.

Ellis left the Broncos following the 1985 season to obtain his master's degree from the J.L. Kellogg School of Management at Northwestern University. He graduated from Northwestern in 1988 and joined the NFL in 1990 as vice president of club administration and stadium management.

With the NFL, Ellis was involved in several aspects of league operations with a strong focus on new stadium development. Most notably, he held a vital role in the league's oversight of the Cleveland Browns' successful re-entry into the NFL in 1999.

Ellis worked closely with Roger Goodell during his time at the league office, building a strong professional association and friendship with the future NFL commissioner.

A representative of the Broncos on numerous boards and civic organizations in the metropolitan area, Ellis received his bachelor's degree from Colorado College in 1980.

Joe and his wife, Ann, have three children: sons Si and Zander, and daughter Catherine.



## JOHN ELWAY

### EXECUTIVE VICE PRESIDENT OF FOOTBALL OPS./ GENERAL MANAGER

**J**ohn Elway, a dynamic leader with experience guiding the Broncos to World Championships as both a player and a general manager, enters his sixth season as the club's Executive Vice President of Football Operations/GM in 2016. He was named to his current position by Owner Pat Bowlen on Jan. 5, 2011.

Inducted into the Pro Football Hall of Fame following a magnificent 16-year career as a quarterback with the Broncos from 1983-98 that included five Super Bowl appearances and two World Championships, Elway is responsible for overseeing all football operations for the Broncos. He directs all aspects of the team's player acquisition process, including college scouting research related to the NFL Draft along with pro personnel efforts associated with free agency and trades.

Bringing a competitive and experienced football acumen to the Broncos, Elway has infused the club's football operations with a winning culture and a positive approach toward building a championship team. He holds final say on all football-related matters while reporting directly to Bowlen and President & CEO Joe Ellis.

Elway's vision and aggressive approach toward free agency and the NFL Draft have guided the Broncos' unprecedented progress in his five seasons as the club's lead football executive.

Inheriting a Broncos team that finished 4-12 in 2010, Elway has overseen a drastic turnaround in which Denver has totaled the second-most overall wins (64) in the NFL since 2011 while capturing five consecutive AFC West Division titles for the first time in team history. Elway guided the franchise to its third World Championship in 2015 with a 24-10 win against Carolina in Super Bowl 50.

In becoming the first individual to start at quarterback for a Super Bowl winner and return as a general manager to win another, Elway was tabbed as 2015 Executive of the Year by multiple outlets, including ESPN.com (John Clayton). He also received the 2016 Jack Horrigan Award from the Pro Football Writers of America for his qualities and professional style in dealing with the media.

Off the field, Elway has spearheaded several innovative efforts to achieve and sustain success for the football team. In 2011, the Broncos became the first NFL team to hire four full-time strength and conditioning coaches to implement adaptive training regimens for players. The team also offers a full-service kitchen and nutrition staff to optimize player performance through customized diet plans.

The Broncos under Elway have embraced various methods of football analytics as a tool to support evaluations and situational decisions made by the personnel staff and coaches. Additionally, the team has been at the forefront of equipment testing and technology to maximize the health, safety and performance of its players.

Complementing the Broncos' investment in support and infrastructure, the organization has been among the NFL's most active clubs in improving its roster under Elway, utilizing the NFL Draft, free agency, trades and waiver acquisitions to assemble a championship-caliber team.

## BRONCOS AMONG NFL'S BEST TEAMS UNDER ELWAY

### MOST OVERALL WINS, NFL, 2011-15

Team	W	L	T	Playoff App.
1. New England	69	23	0	5
2. <b>Denver</b>	<b>64</b>	<b>26</b>	<b>0</b>	<b>5</b>
3. Seattle	60	30	0	4
4. Green Bay	59	28	1	5
5. San Francisco	54	33	1	3
6. Cincinnati	52	32	1	5

### DENVER'S NFL RANKS UNDER JOHN ELWAY

Statistic	No.	Rk.
Overall Wins	64	2nd
Reg. Season Wins	58	2nd
Playoff Berths	5	T-1st
Division Titles	5	T-1st
Super Bowl Appearances	2	T-1st
Super Bowl Wins	1	T-1st

He was the architect of the highest-scoring offense in NFL history (606 pts.) in 2013 that helped propel the Broncos to Super Bowl XLVIII. Just two years later, Elway put together the league's No.1-ranked defense (283.1 ypg) that will go down as one of the finest units in NFL history after leading Denver to a victory in Super Bowl 50.

With an innate understanding of the chemistry required of a Super Bowl championship team, Elway made a bold move in 2015 to position Denver to return to the NFL's mountaintop. Coming off four consecutive AFC West titles, he hired Gary Kubiak, a highly regarded and accomplished head coach who had been a part of three previous Super Bowl-winning staffs.

The Broncos' 2015 squad contained the perfect blend of talent, experience and discipline, as evidenced by its NFL-record 11 wins by a touchdown or less.

Denver's suffocating defense, in true championship form, held its three playoff opponents—featuring three of the top-four scoring offenses in 2015—to nearly half (50.7%) of their average regular-season point totals. Linebacker Von Miller, who was Elway's first draft pick as an executive in 2011, became just the 10th defensive player to be named Super Bowl MVP after totaling 2.5 sacks and two forced fumbles in a dominating performance against the Panthers.

During his five seasons as an executive, Elway has signed or extended the contracts of 14 players who have combined for 24 Pro Bowl selections with the Broncos. He is the only general manager in the NFL during that span who has acquired future Pro Bowl players through the NFL Draft, street free agency, unrestricted free agency and college free agency.

Signed by Elway as a street free agent in 2012, quarterback Peyton Manning was named NFL Comeback Player of the Year in his first season with the Broncos before earning his unprecedented fifth NFL Most Valuable Player Award from the Associated Press in 2013. The future Hall of Famer capped his legendary career by piloting Denver to a Super Bowl 50 win in his final game.

Elway's 2014 free agent class—Emmanuel Sanders, Aqib Talib, T.J. Ward and DeMarcus Ware—made the Broncos just the second team in league history (Carolina, 1996) to sign four players who made the Pro Bowl in their first year with the team. In all, Denver's 11 Pro Bowl selections in 2014 represented the most in the NFL and set a team record.

Among the Broncos' Pro Bowl selections from 2014 was a pair of players signed by Elway as college free agents: running back C.J. Anderson (2013) and cornerback Chris Harris Jr. (2011).

Denver's 2013 squad, which advanced to Super Bowl XLVIII, was more than 90 percent comprised of players acquired or re-signed by Elway. The Broncos' record-setting offense received key

## ELWAY HAS AN EYE FOR TALENT

### BRONCOS TO MAKE THE PRO BOWL AFTER BEING ACQUIRED OR HAVING CONTRACT EXTENDED BY JOHN ELWAY

Year	Player	Pro Bowls
2011	CB Champ Bailey (Extension)	2
	CB Chris Harris Jr. (CFA)	2
	LB Von Miller (Draft)	4
	RB Willis McGahee (FA)	1
	TE Julius Thomas (Draft)	2
2012	QB Peyton Manning (FA)	3
	K Matt Prater (Extension)	1
2013	RB C.J. Anderson (CFA)	1
	T Ryan Clady (Extension)	1
	G Louis Vasquez (UFA)	1
2014	WR Emmanuel Sanders (UFA)	1
	CB Aqib Talib (UFA)	2
	S T.J. Ward (UFA)	1
	OLB DeMarcus Ware (FA)	2



contributions from Manning (NFL MVP) as well as unrestricted free agents Louis Vasquez (first-team AP All-Pro) and Wes Welker (career-high 10 TD receptions).

The Broncos' 2012 campaign, which included 11 consecutive victories by at least seven points to end the regular season, made Elway the first executive in the Super Bowl era to lead a four-win improvement and deliver a division title in each of his first two years with a team. Elway was recognized nationally by finishing second in *The Sporting News*' 2012 Executive of the Year voting.

During his first year in his new role in 2011, Elway immediately made his mark as an NFL executive by guiding the Broncos to an historic turnaround. He assembled a team that became only the third since the 1970 NFL merger to win its division and a playoff game with a new head coach following four or fewer wins the previous season.

His first NFL Draft class in 2011, which included AP NFL Defensive Rookie of the Year Miller and future Pro Bowler Julius Thomas, produced the second-most starts (56) in the league that season. Free-agent running back Willis McGahee earned Pro Bowl recognition after leading the NFL's top rushing offense with 1,199 yards.

Elway's initial decision leading the Broncos' football operations was hiring John Fox as the 14th head coach in team history in 2011. Fox proved to be the perfect fit to start the team's turnaround, finishing third in the Associated Press' NFL Coach of the Year voting that year en route to helping the team make four consecutive playoff appearances.

In 2010, Elway worked for the Broncos as a consultant on various initiatives after gaining a substantial amount of football operations experience during eight years as co-owner and chief executive officer of the Arena Football League's Colorado Crush (2002-09). He ran the day-to-day operations of the Crush from its founding in June 2002, leading the club to an ArenaBowl championship just three years later.

Elway was heavily involved in the Crush's business operations, including marketing, promotions and sponsorships, with his efforts resulting in the club being recognized as a premier franchise on and off the field. He was named AFL Executive of the Year in 2003, a season in which the Crush won the Commissioner's Award presented annually to the most outstanding AFL franchise, and was honored as co-recipient of the 2005 Founders Award for his contributions to the AFL and its growth.

During his time with the Crush, Elway worked closely with Bowlen, who served as one-third owner of the franchise beginning with its inception. He held various committee assignments, including working as co-chair of the AFL's competition committee and chairman of the league's executive committee beginning in 2007.

The starting quarterback for the Broncos in five Super Bowls, Elway capped off his tenure as a player for the organization in 1998 by winning Most Valuable Player honors in Super Bowl XXXIII after leading the Broncos to their second consecutive World Championship. He retired as the all-time winningest starting quarterback in NFL history with a career mark of 148-82-1 (.643) while finishing with the second-most passing yards (51,475) and third-most passing touchdowns (300) in league annals.

Always driven by pressure, Elway directed the Broncos on a league-record 47 fourth-quarter or overtime, game-winning or game-saving drives in his legendary career. He also earned a franchise-record nine Pro Bowl selections and was named the NFL's Most Valuable Player in 1987.

A 1999 inductee into the Denver Broncos Ring of Fame and the Colorado Sports Hall of Fame, Elway was enshrined into the Pro Football Hall of Fame in 2004.

He graduated from Stanford University with a bachelor's degree in economics while concluding his collegiate playing career with five major NCAA Division I-A records and nine major Pacific-10 Conference marks. As a senior, Elway was a consensus All-American and finished second in the Heisman Trophy balloting in addition to setting virtually every Pac-10 and Stanford career passing record en route to being the No. 1 overall selection in the 1983 NFL Draft.

A highly touted athlete from Granada Hills High School (Calif.), Elway also played baseball (outfielder/pitcher) at Stanford and was twice selected in the Major League Baseball Draft (18th round by Kansas City in 1979 and second round by the New York Yankees in 1981). He was named the Yankees' top prospect by Baseball America and played outfield for the club's short-season Single-A affiliate Oneonta Yankees (N.Y.) in the summer of 1982.

Elway's late father, Jack, retired from the Broncos in 2000 after seven years with the club, including the last five as the team's director of pro scouting. Born on June 28, 1960, John is married (Paige) and has four children: daughters Jessica Gwen, Jordan Marie and Juliana, and son Jack.



## GARY KUBIAK

### HEAD COACH

**G**ary Kubiak, a 24-year coaching veteran and four-time Super Bowl champion, begins his second season as head coach of the Denver Broncos in 2016 after being named to that position on Jan. 19, 2015.

The 15th head coach in Broncos history, Kubiak enters his 22nd overall season with the club after spending 11 years as its offensive coordinator (1995-2005) and nine seasons as a backup quarterback (1983-91). The 2016 campaign marks Kubiak's 10th season as an NFL head coach, having worked eight years in that capacity with the Houston Texans (2006-13) before returning to lead the Broncos in 2015.

Appearing in nine conference championship games and seven Super Bowls as a player or coach, Kubiak has been part of four World Championship staffs during his coaching career. Before leading Denver to a win in Super Bowl 50 in his initial season as its head coach in 2015, he served as offensive coordinator for the back-to-back Super Bowl-champion Broncos in 1997-98 and as quarterbacks coach for the 49ers' Super Bowl championship team in 1994.

During the course of his 22 years coaching in the NFL, Kubiak has helped 33 players to a total of 61 Pro Bowl selections, including Pro Football Hall of Famers John Elway, Shannon Sharpe, Gary Zimmerman and Steve Young.

In his nine seasons as a head coach, Kubiak has compiled a 73-68 (.518) regular-season record and a 5-2 (.714) postseason mark. His 310 combined wins as an NFL player (81), assistant coach (151) and head coach (78) rank second among active head coaches.

Kubiak's teams have averaged a No. 8 offensive ranking during his 22 years coaching in the NFL. Additionally, in his last four seasons as a head coach, his teams have featured Top-7 defenses.

In Denver's first season with Kubiak at the helm, the team finished the regular season with a 12-4 record, capturing a fifth consecutive AFC West Division title and the conference's No. 1 seed.

The Broncos' 24-10 win against the Carolina Panthers in Super Bowl 50 made Kubiak just the fourth head coach in league annals to win a World Championship in his first year as head coach of

### COACHING EXPERIENCE

*23rd NFL Season (13th with Broncos)*

**Denver Broncos**  
Head Coach ..... 2015-16

**Baltimore Ravens**  
Offensive Coordinator ..... 2014

**Houston Texans**  
Head Coach ..... 2006-13

**Denver Broncos**  
Offensive Coordinator ..... 2003-05  
Offensive Coordinator/QBs ..... 1995-2002

**San Francisco 49ers**  
Quarterbacks ..... 1994

**Texas A&M University**  
Running Backs ..... 1992-93

### KUBIAK NAMED 15TH HEAD COACH IN BRONCOS HISTORY

Gary Kubiak, who was named Head Coach of the Denver Broncos on Jan. 19, 2015, is the 15th head coach since the franchise's first year in 1960.

<u>Head Coach</u>	<u>Years</u>	<u>Regular-Season Rec.</u>	<u>Postseason Rec.</u>
Frank Filchock	1960-61	7-20-1 (.268)	N/A
Jack Faulkner	1962-64	9-22-1 (.297)	N/A
Mac Speedie	1964-66	6-19-1 (.250)	N/A
<i>Ray Malavasi</i>	<i>1966</i>	<i>4-8-0 (.333)</i>	<i>N/A</i>
Lou Saban	1967-71	20-42-3 (.331)	N/A
<i>Jerry Smith</i>	<i>1971</i>	<i>2-3-0 (.400)</i>	<i>N/A</i>
John Ralston	1972-76	34-33-3 (.507)	N/A
Red Miller	1977-80	40-22-0 (.645)	2-3 (.400)
Dan Reeves	1981-92	110-73-1 (.600)	7-6 (.538)
Wade Phillips	1993-94	16-16-0 (.500)	0-1 (.000)
Mike Shanahan	1995-2008	138-86-0 (.616)	8-5 (.615)
Josh McDaniels	2009-10	11-17-0 (.393)	N/A
<i>Eric Studesville</i>	<i>2010</i>	<i>1-3 (.250)</i>	<i>N/A</i>
John Fox	2011-14	46-18-0 (.719)	3-4 (.429)
<b>Gary Kubiak</b>	<b>2015-pres.</b>	<b>12-4-0 (.750)</b>	<b>3-0 (1.000)</b>

*Interim head coaches italicized*

a team. After appearing in three Super Bowls for Denver in the late 1980s, Kubiak also became the first individual to win a Super Bowl as head coach of a team he played for.

Kubiak navigated the Broncos through a difficult schedule in 2015, leading Denver to wins in an NFL-record 11 games that were decided by seven points or less. Included in that total were three 14-point comeback wins against playoff teams—the most in a single season in NFL history.

Denver's defense ranked first in the NFL (283.1 ypg) for the first time in team history in 2015 while also finishing with a league-high 52 sacks. The Broncos' championship run was punctuated by an historic defensive postseason effort in which the unit limited the league's No. 1, No. 3 and No. 4 scoring offenses to nearly half (50.7%) of their average regular-season point totals.

Despite a midseason injury to future Hall of Famer Peyton Manning, the Broncos' offense continued its winning formula under Kubiak. Denver went 5-2 in quarterback Brock Osweiler's first seven career starts before Manning returned in Week 17 to lead the Broncos' postseason run.

Before returning to Denver as its head coach, Kubiak spent the 2014 season as Baltimore's offensive coordinator. With the Ravens, he oversaw one of the NFL's most improved and explosive units to help the Ravens advance to the AFC Divisional Playoffs. His offense posted the third-largest overall yardage improvement (+57.5 ypg) in the NFL from the previous season and recorded nearly 50 percent more big plays (74 plays of 20+yards) from the year before he arrived.

Kubiak spent the previous eight years (2006-13) as the Texans' head coach, leading the franchise to a 61-64 (.488) regular-season record and a 2-2 (.500) mark in the playoffs. He was named AFC Coach of the Year by the KC 101 Club in 2011 after guiding the Texans to a 10-6 record and the franchise's first AFC South Division title, postseason berth and playoff win.

Kubiak followed that up with a 12-4 record in 2012—the most victories ever by a Texans squad—as the team featured an AFC-best nine Pro Bowler selections and won its second consecutive division crown and AFC Wild Card Playoff Game.

Inheriting the NFL's 30th-ranked offense when he arrived in Houston in 2006, Kubiak led the unit to a Top-7 NFL finish in four of his eight seasons as head coach. The Texans ranked second in the league in total offense (383.9 ypg) during a three-year stretch from 2008-10 when the club featured the NFL's leading receiver (WR Andre Johnson, 2008, '09), passer (QB Matt Schaub, 2009) and rusher (RB Arian Foster, 2010).

In addition to overseeing one of the NFL's most effective offenses, Kubiak's Texans posted the third-largest defensive turnaround in league history in 2011 as that squad gave up 91.2 fewer yards per game than a year earlier to rank second in the NFL (285.7 ypg). Overall, Houston's defense posted three consecutive Top-7 NFL finishes in total yardage from 2011-13 as emerging defensive end J.J. Watt (first team, 2012-13) and cornerback Johnathan Joseph (second team, 2012) earned All-Pro honors from the Associated Press.

Before his time in Houston, Kubiak spent 11 years (1995-2005) as the Broncos' offensive coordinator, helping Denver lead the NFL in scoring (24.8 ppg) and total yards (360.3 ypg) during that span. He also coached quarterbacks for his first eight seasons (1995-02) in Denver, including a four-year period from 1995-98 in which Elway ranked second in the NFL in touchdown passes (101) and fourth in passing yards (13,739).

Denver's offense featured the league's most potent rushing attack during Kubiak's 11 seasons, averaging 141.5 yards per game. Among the Broncos' NFL-best five individual 1,000-yard rushers in that period was Terrell Davis, who in 1998 became the fourth player in NFL history to rush for 2,000 yards (2,008) to earn NFL Most Valuable Player honors from the Associated Press.

An instrumental part of Denver's Super Bowl championship teams in 1997 and '98, Kubiak helped guide a dynamic Broncos offense led by All-Pros Elway (QB), Davis (RB), Sharpe (TE), Zimmerman (T) and Rod Smith (WR).

Davis was named MVP of Super Bowl XXXII in 1997 and Elway received Super Bowl XXXIII MVP honors in 1998 after his final NFL game.

Following the retirement of Elway after the 1998 season, Kubiak's offense continued its production behind starting quarterbacks Brian Griese (1999-2002) and Jake Plummer (2003-05), who combined for four 3,000-yard passing seasons and led Denver's to five Top-7 NFL offensive rankings in a seven-year period.

Griese was named to the Pro Bowl in 2000 after throwing for 2,688 yards with 19 touchdowns and

just four interceptions. Plummer turned in the franchise's first 4,000-yard passing season in 2004 before leading Denver to a 13-3 record and an appearance in the AFC Championship Game in 2005.

Smith and fellow wide receiver Ed McCaffrey combined for 11 of the Broncos' 15 1,000-yard receiving seasons from 1995-2005 to represent the most prolific receiving duo in franchise history. Pro Bowl running back Clinton Portis joined Davis and other previously unheralded runners Olandis Gary, Mike Anderson and Reuben Droughns as 1,000-yard rushers in Kubiak's offense.

Kubiak's first NFL job came with San Francisco, where he coached quarterbacks for the Super Bowl-champion 49ers during the 1994 season. San Francisco led the NFL with a club-record 505 points (31.6 ppg) during Kubiak's year in the Bay Area as Young received Most Valuable Player recognition from the Associated Press and earned Super Bowl XXIX MVP honors.

Selected by the Broncos in the eighth round (197th overall) of the 1983 NFL Draft from Texas A&M, Kubiak appeared in 119 regular-season games during his nine-year playing career in Denver. He finished his Broncos career completing 173-of-298 passes (58.1%) for 1,920 yards with 14 touchdowns and 16 interceptions.

Kubiak led the Broncos to a 3-2 record in five career starts filling in for Elway and was part of Denver's five division titles, four conference championship appearances and three Super Bowl berths from 1983-91.

After retiring from the NFL following the 1991 season, Kubiak coached running backs at his alma

### GARY KUBIAK YEAR-BY-YEAR

Year	Position	Team/School	Reg. Season Record	Postseason (record)
1992	Running Backs	Texas A&M University	12-0	Cotton Bowl (0-1)
1993	Running Backs	Texas A&M University	10-1	Cotton Bowl (0-1)
1994	Quarterbacks	San Francisco 49ers	13-3	World Champions (3-0)
1995	Offensive Coordinator/QBs	Denver Broncos	8-8	
1996	Offensive Coordinator/QBs	Denver Broncos	13-3	Playoffs (0-1)
1997	Offensive Coordinator/QBs	Denver Broncos	12-4	World Champions (4-0)
1998	Offensive Coordinator/QBs	Denver Broncos	14-2	World Champions (3-0)
1999	Offensive Coordinator/QBs	Denver Broncos	6-10	
2000	Offensive Coordinator/QBs	Denver Broncos	11-5	Playoffs (0-1)
2001	Offensive Coordinator/QBs	Denver Broncos	8-8	
2002	Offensive Coordinator/QBs	Denver Broncos	9-7	
2003	Offensive Coordinator	Denver Broncos	10-6	Playoffs (0-1)
2004	Offensive Coordinator	Denver Broncos	10-6	Playoffs (0-1)
2005	Offensive Coordinator	Denver Broncos	13-3	Playoffs (1-1)
2006	Head Coach	Houston Texans	6-10	
2007	Head Coach	Houston Texans	8-8	
2008	Head Coach	Houston Texans	8-8	
2009	Head Coach	Houston Texans	9-7	
2010	Head Coach	Houston Texans	6-10	
2011	Head Coach	Houston Texans	10-6	Playoffs (1-1)
2012	Head Coach	Houston Texans	12-4	Playoffs (1-1)
2013	Head Coach	Houston Texans	2-11	
2014	Offensive Coordinator	Baltimore Ravens	10-6	Playoffs (1-1)
2015	Head Coach	Denver Broncos	12-4	World Champions (3-0)
<b>Breakdown of Gary Kubiak's record coaching football:</b>				<b>W L T Pct.</b>
Regular season record as an NFL head coach				73 68 0 .518
Postseason record as an NFL head coach				5 2 -- .714
Overall record as an NFL head coach				78 70 0 .527
Regular season record as an NFL assistant coach				137 71 0 .659
Postseason record as an NFL assistant coach				14 8 -- .636
Overall record as an NFL assistant coach				151 79 0 .657
Overall record as an NFL coach				229 149 0 .606
Regular season record as a collegiate assistant coach				22 1 0 .957
Postseason record as a collegiate assistant coach				1 2 -- .000
Overall record as a collegiate assistant coach				22 3 0 .880
<b>Overall record coaching football</b>				<b>251 152 0 .623</b>

mater, Texas A&M, from 1992-93.

During his two seasons in College Station, the Aggies posted a 22-3 record and played in back-to-back Cotton Bowls. Kubiak's star pupil at Texas A&M was Greg Hill, who was a first-round pick by Kansas City in 1994.

As a quarterback at Texas A&M, Kubiak earned All-Southwest Conference honors as a senior in 1982 and was invited to play in the Blue-Gray and Hula Bowl all-star games. He set conference records for single-game touchdown passes (6 vs. Rice) and completion percentage (90.5% / 19-for-21 vs. Arkansas) during his junior season and ranked second in the SWC in passing (1,908) and total offense (1,986).

Kubiak earned his degree from Texas A&M in physical education.

At St. Pius X High School in his native Houston, Kubiak was an all-state, all-district and All-America selection after setting the state career passing record with 6,190 yards. He lettered four years in football, basketball and baseball and received all-state honors in all three sports as a junior and senior.

Kubiak also was a two-time all-state performer in track and was recognized for his outstanding prep accomplishments with induction into the prestigious Texas High School Sports Hall of Fame in March 1999.

Born in Houston on Aug. 15, 1961, Kubiak and his wife, Rhonda, have three sons: Klint, Klay and Klein.

## COORDINATORS / ASSISTANT COACHES



### RICK DENNISON

#### OFFENSIVE COORDINATOR

Rick Dennison enters his second year as offensive coordinator for the Broncos on Head Coach Gary Kubiak's staff in 2016. The longest-tenured player/coach in Broncos history, Dennison has 25 years of experience with the team, including nine seasons as a linebacker (1982-90) and 16 as a coach (1995-2009, '15).

Dennison previously served as offensive coordinator for Denver from 2006-08 in addition to spending four years in that role under Kubiak in Houston from 2010-13. He also coached quarterbacks for Baltimore in 2014 with Kubiak before returning to Denver for the 2015 season.

The Broncos' offense improved steadily under Dennison in 2015 as the team adjusted to a new system. Despite operating without both starting tackles for most of the season and being piloted by multiple quarterbacks (Peyton Manning – 9 starts; Brock Osweiler – 7 starts), Denver finished the year ranked 16th in total offense (355.5 ypg).

Tailored to complement an historic defense in 2015, Denver's offense committed just three turnovers during the postseason to help secure the team's Super Bowl championship.

Ravens quarterback Joe Flacco established career highs in passing yards (3,986) and touchdown passes (27) in his lone season under Dennison's guidance in 2014. The seventh-year signal caller rebounded from a disappointing 2013 season and posted a combined eight games with a passer rating above 100.0 while being sacked just 19 times during the regular season—29 fewer than the previous year.

During his four seasons as offensive coordinator for the Texans, Dennison oversaw one of the league's most balanced offenses. Houston ranked eighth in the NFL in total offense (369.5 ypg) from 2010-13, including sixth in rushing (130.6 ypg) and 13th in passing (239.0 ypg).

The Texans produced a league-high 29 individual 100-yard rushing performances during Dennison's four years in Houston, including 24 such games by running back Arian Foster, who was named an All-Pro selection by the Associated Press three times in that span (first team – 2010, '12; second team – 2011).

Houston's 2012 offense, which finished with a franchise-best 12-4 record and advanced to the AFC

#### COACHING EXPERIENCE

*22nd NFL Season (17th with Broncos)*

<b>Denver Broncos</b>	
Offensive Coordinator	2015-16
<b>Baltimore Ravens</b>	
Quarterbacks	2014
<b>Houston Texans</b>	
Offensive Coordinator	2010-13
<b>Denver Broncos</b>	
Offensive Line	2009
Offensive Coordinator	2006-08
Offensive Line	2001-05
Special Teams	1997-2000
Offensive Assistant	1995-96
<b>Suffield (Conn.) Academy</b>	
Assistant Coach	1992-94



Divisional Playoffs, sent seven of its 11 starters to the Pro Bowl and featured an eighth—fullback James Casey—who was named an alternate.

He spent the 2009 season coaching the offensive line for Denver, guiding second-year tackle Ryan Clady, who was named a first-team All-Pro selection by the Associated Press and earned his first career Pro Bowl honor.

Dennison's first stint as an NFL offensive coordinator came with the Broncos from 2006-08 after Kubiak left Denver to become head coach of the Texans. During that period, Dennison's offense ranked seventh in the NFL (350.5 ypg) as one of just two units in the league to rank in the top 10 in both passing and rushing.

His 2008 offense, led by a trio of Pro Bowlers in quarterback Jay Cutler, wide receiver Brandon Marshall and center Casey Wiegmann, paced the AFC and ranked second in the NFL with 395.8 yards per game. Cutler established the franchise single-season record for passing yards (4,526) in just his third pro season while Marshall turned in his second consecutive 100-catch campaign (104-1,265, 6 TDs).

Serving as Denver's offensive line coach from 2001-05, Dennison oversaw a group that was considered among the best in the league. Anchored by perennial Pro Bowl center Tom Nalen, the Broncos' line helped the team rank in the top 10 in total offense in each of those five seasons.

The Broncos rushed for an NFL-best 11,644 yards and featured four individual 1,000-yard rushing seasons from 2001-05 while the offensive line under Dennison surrendered the fifth-fewest sacks (151) in the league during that span.

As special teams coach from 1997-2000, Dennison's group was instrumental in the Broncos' success that was highlighted by their back-to-back World Championships from 1997-98.

Kicker Jason Elam earned his second career Pro Bowl selection in 1998 after converting 23-of-27 (.852) field goals, including a 63-yarder against Jacksonville on Oct. 25, 1998 that tied Tom Dempsey's 28-year-old record for longest field goal. Detron Smith was selected to the Pro Bowl as a special-teams performer on Dennison's unit in 1999.

Under Dennison's guidance in 1997, the Broncos' special teams played an integral role in leading the franchise to its first Super Bowl Championship. Darrien Gordon tied for the NFL lead with three touchdowns on punt returns and ranked second in the NFL in punt return average (13.6 yds.) while Elam ranked second in the AFC (4th in NFL) in scoring (124 pts.) and punter Tom Rouen ranked fourth in the AFC (5th in NFL) in net punting average (38.1).

Dennison joined the Broncos' coaching staff in 1995 after spending the previous three years coaching at the high school level for Suffield (Conn.) Academy. He worked for two years in Denver as an offensive assistant (1995-96) before being promoted to special teams coach the next season.

In Dennison's two years on the offensive staff, the Broncos' offense posted the most prolific two-year totals in franchise history at that time, including a No. 1 NFL ranking in total offense (361.9 ypg) and rushing offense (147.6 ypg) in 1996.

A linebacker for the Broncos from 1982-90, Dennison appeared in 128 games (52 starts) for Denver and totaled 514 tackles (316 solo), 6.5 sacks (36 yds.), four interceptions (45 yds.), 10 passes defended, six forced fumbles and three fumble recoveries. He participated in three Super Bowls as a player and was the team's recipient of the Ed Block Courage Award in 1989.

Dennison entered the NFL with the Broncos as a college free agent from Colorado State University, where he earned three varsity letters and was named a second-team Academic All-American as a senior. Dennison received his bachelor's degree in civil engineering from CSU in 1979 and earned a master's degree in the same field from the school in 1982.

Born in Kalispell, Mont., on June 22, 1958, Dennison attended Rocky Mountain High School in Fort Collins, where he lettered in football, basketball and baseball. His father, George, served as the president of the University of Montana from 1990 until his retirement in 2010.

Dennison and his wife, Shannon, have three sons, Joseph, Steven and Trey, and twin daughters, Abrynn and Allie. His son, Joseph, is married to Hayley and the couple has a son, Brodrick John Dennison.

**PRO BOWL PLAYERS COACHED (14):** T Duane Brown (2012-13), T Ryan Clady (2009), QB Jay Cutler (2008), TE Owen Daniels (2012), K Jason Elam (1998), RB Arian Foster (2010-12), WR Andre Johnson (2010, '12-13), WR Brandon Marshall (2008), C Chris Myers (2012), C Tom Nalen (2003), QB Matt Schaub (2012), ST Detron Smith (1999), G Wade Smith (2012), C Casey Wiegmann (2008).

### DID YOU KNOW?

Broncos Offensive Coordinator Rick Dennison (12 yrs.), Defensive Coordinator Wade Phillips (24 yrs.) and Special Teams Coordinator Joe DeCamillis (23 yrs.) represented the most experienced trio of coordinators in the league with 59 combined years of coordinator experience entering the 2016 season.



# WADE PHILLIPS

## DEFENSIVE COORDINATOR

Wade Phillips, who is in his 46th year of coaching, enters his second season as Denver's defensive coordinator on Head Coach Gary Kubiak's staff. He was named to his current position on Feb. 9, 2015.

A veteran of 38 NFL seasons, Phillips owns 34 years of experience as a defensive coordinator or head coach. He previously filled both of those roles in Denver, serving as defensive coordinator for the Broncos from 1989-92 and as head coach from 1993-94.

Phillips has been a part of 20 different top-10 defensive units during his NFL career and has coached a total of 30 Pro Bowlers, including Pro Football Hall of Famers Elvin Bethea, Curley Culp, Rickey Jackson, Bruce Smith and Reggie White.

He is one of three individuals in NFL history to be named Assistant Coach of the Year multiple times by the Pro Football Writers of America, being honored with that distinction in 2011 with Houston and in 2015 with Denver. Phillips also received the Paul "Dr. Z" Zimmerman Award from the PFWA in 2016 (lifetime achievement as an NFL assistant coach).

In his first year back with the Broncos in 2015, Phillips directed an historic defense that finished as the top unit (283.1 ypg) in the NFL for the first time in team history. Featuring four Pro Bowlers—linebackers Von Miller and DeMarcus Ware as well as cornerbacks Chris Harris Jr. and Aqib Talib—Denver's defense posted a league-high 52 sacks while contributing five defensive scores in the regular season.

During the Broncos' postseason run, the defense recorded 14 sacks and six forced fumbles while limiting the league's No. 1, No. 3 and No. 4 scoring offenses to nearly half (50.7%) of their average regular-season point totals and a combined 7-of-42 (16.7%) on third down attempts. Miller posted 2.5 of Denver's seven sacks in Denver's Super Bowl 50 win against Carolina to become just the 10th defensive player to earn Super Bowl MVP honors.

Prior to returning to Denver, Phillips was the defensive coordinator on Kubiak's staff in Houston from 2011-13. He took over the league's 30th-ranked unit in 2011 and guided the defense to a No. 2 overall ranking (285.7 ypg) in his first year with the club to earn PFW/PFWA Assistant Coach of the Year honors. The Texans ranked seventh in total defense (323.3 ypg) in 2012, paced by Associated Press NFL Defensive Player of the Year J.J. Watt, who led the league with a franchise-record 20.5 sacks and added 16 passes defended.

Phillips served as interim head coach of the Texans for the team's final three weeks in 2013, representing the third time in his career he assumed that role to close out a season for an NFL team.

His longest head-coaching tenure came with Dallas from 2007-10 as he compiled a 34-22 (.607) regular-season record and led the Cowboys to NFC East Division titles following the 2007 and 2009 seasons.

Before arriving in Dallas, Phillips spent three years as defensive coordinator for San Diego (2004-06). During that time, the Chargers ranked second in the league in run defense (88.9 ypg) and sacks (136) while twice finishing first in the AFC West standings.

In his two seasons with Atlanta from 2002-03, Phillips' defense was one of the best in the NFL in forcing turnovers, tying for sixth in the league with 63 takeaways (34 INT, 29 FR) in that period. He was named interim head coach for the final three weeks of the 2003 season, guiding the Falcons to a 2-1 record.

Phillips was with the Buffalo Bills for a six-year stretch from 1995-2000, spending three seasons as the club's defensive coordinator before being promoted to vice president of football operations/head coach for three additional campaigns. His defenses finished no worse than ninth in the NFL

### COACHING EXPERIENCE

*39th NFL Season (8th with Broncos)*

<b>Denver Broncos</b>	
Defensive Coordinator	2015-16
<b>Houston Texans</b>	
Interim Head Coach (Weeks 15-17)	2013
Defensive Coordinator	2011-13
<b>Dallas Cowboys</b>	
Head Coach	2007-10
<b>San Diego Chargers</b>	
Defensive Coordinator	2004-06
<b>Atlanta Falcons</b>	
Interim Head Coach (Weeks 15-17)	2003
Defensive Coordinator	2002-03
<b>Buffalo Bills</b>	
V.P. of Football Ops./Head Coach	1998-2000
Defensive Coordinator	1995-97
<b>Denver Broncos</b>	
Head Coach	1993-94
Defensive Coordinator	1989-92
<b>Philadelphia Eagles</b>	
Defensive Coordinator	1986-88
<b>New Orleans Saints</b>	
Interim Head Coach (Weeks 14-17)	1985
Defensive Coordinator	1981-85
<b>Houston Oilers</b>	
Defensive Line	1977-80
Linebackers	1976
<b>University of Kansas</b>	
Defensive Line	1975
<b>Oklahoma State University</b>	
Linebackers	1973-74
<b>Orange (Texas) High School</b>	
Defensive Coordinator	1970-72
<b>University of Houston</b>	
Graduate Assistant	1969

during five of his six years with the Bills, including consecutive top-three finishes in 1999 and 2000. Bruce Smith tied for third in the NFL with 55 sacks during his final five seasons (1995-99) in Buffalo, helping the Bills rank second in total quarterback takedowns (223) in that period.

Phillips led Buffalo to a 29-19 (.604) regular-season record in his three years at the helm, helping the Bills to their two most recent playoff appearances and double-digit win seasons (1998, '99). In addition to coaching defensive standouts like Bruce Smith, Bryce Paup and Ted Washington, Phillips coached a talented trio of future offensive Hall of Famers: quarterback Jim Kelly, wide receiver Andre Reed and running back Thurman Thomas.

As the 10th head coach in Broncos history from 1993-94, Phillips recorded a 16-16 (.500) regular-season record. His initial 1993 squad finished 9-7 and earned a wild card playoff berth as quarterback John Elway piloted the AFC's top-ranked scoring offense (23.3 ppg) and led the conference in attempts (551), completions (348), passing yards (4,030), touchdown passes (25), completion percentage (63.2) and passer rating (92.8).

Phillips also coached tight end Shannon Sharpe and tackle Gary Zimmerman, as the pair teamed with fellow future Hall of Famer Elway to lead the Broncos to a third-place NFL offensive ranking (341.1 ypg) from 1993-94.

During his four seasons as Denver's defensive coordinator (1989-92), Phillips coached safety Steve Atwater, linebacker Michael Brooks, defensive tackle Greg Kragen, linebacker Karl Mecklenburg and safety Dennis Smith to Pro Bowl honors.

The Broncos finished fifth in total defense (284.3 ypg) in 1991 as Denver advanced to the AFC Championship Game for the fourth time in six seasons. Phillips' most complete defense was the Broncos' 1989 Super Bowl unit that ranked in the top five in the NFL in total defense (3rd), scoring defense (1st), run defense (6th), pass defense (3rd), takeaways (2nd) and sacks (4th).

Before his first stint in Denver, Phillips spent three seasons (1986-88) as defensive coordinator in Philadelphia. The Eagles posted the second-most takeaways (128) in the league during that stretch and ranked third in the NFL with 152 sacks—including 57 quarterbacks takedowns by White to represent the highest three-year total in history.

Phillips' first coordinator position came with New Orleans from 1981-85, working under his father and Head Coach Bum Phillips. Led by Jackson, who was selected by the club in the second round (51st overall) of the 1981 NFL Draft, Phillips' defenses were among the best in the league, especially during a three-year stretch from 1982-84 when the Saints ranked second in total defense (297.9 ypg) and fifth in sacks (142).

He served as interim head coach for the Saints during the last four games of the 1985 season, earning a 29-3 win against the Los Angeles Rams in his head coaching debut on Dec. 1, 1985.

Phillips began his NFL career as linebackers coach for Bum Phillips and the Houston Oilers in 1976 before moving on to coach the club's defensive line from 1977-80. Houston advanced to the AFC Championship Game in 1978 and 1979 as Bethea earned Pro Bowl selections following both of those years playing for Phillips.

A linebacker at the University of Houston from 1966-68, Phillips began his coaching career with his alma mater as a graduate assistant in 1969.

He spent three years (1970-72) as defensive coordinator at Orange (Texas) High School before working as an assistant coach at Oklahoma State University (1973-74) and the University of Kansas (1975).

Phillips, who was born on June 21, 1947, in Orange, Texas, played linebacker at Port Neches-Grove High School in Port Neches, Texas. Phillips and his wife, Laurie, have a son, Wesley, the tight ends coach for the Washington Redskins, and a daughter, Tracy, who is a professional actress, dancer and choreographer in Hollywood, Calif.

**PRO BOWL PLAYERS COACHED (30):** S Steve Atwater (1990-94), DE Elvin Bethea (1978-79), LB Robert Brazile (1976), LB Keith Brooking (2002-03), LB Michael Brooks (1992), DE Bruce Clark (1984), LB Sam Cowart (2000), DT Curley Culp (1977-78), LB Greg Ellis (2007), S Ken Hamlin (2007), CB Chris Harris Jr. (2015), LB Rickey Jackson (1983-85), CB Mike Jenkins (2009), CB Johnathan Joseph (2011-12), DT Greg Kragen (1989), LB Karl Mecklenburg (1989, '91, '93), LB Shawne Merriman (2005-06), LB Von Miller (2015), CB Terence Newman (2007, '09), LB Bryce Paup (1995-97), NT Jay Ratliff (2008-10), DE Bruce Smith (1995-98), S Dennis Smith (1989-91, '93), CB Aqib Talib (2015), LB DeMarcus Ware (2007-10, '15), NT Ted Washington (1997-98, 2000), DE J.J. Watt (2012-13), DE Reggie White (1986-88), DT Jamal Williams (2005-06), S Roy Williams (2007).



# JOE DECAMILLIS

## SPECIAL TEAMS COORDINATOR

Joe DeCamillis enters his 28th NFL season and his second year as special teams coordinator for the Broncos in 2016. He is in his sixth overall season with Denver, where he spent his first four years in the NFL (1989-92).

DeCamillis' units have accounted for 29 total kick return scores (18 PR, 11 KR) and 37 takeaways during his 23 seasons coaching special teams in the NFL.

Denver's special teams produced three takeaways, two blocked kicks and one punt return touchdown under DeCamillis in 2015. His unit got significant contributions from across the roster as seven players made at least five special-teams stops and five different players were heavily involved as returners.

Second-year kicker Brandon McManus connected on 30-of-35 (.857) field goals for the Broncos in 2015, including six kicks from 50 yards or longer to tie the franchise record for a single season. He also converted all 10 of his field goal tries during Denver's three playoff games to represent the second-most conversions in a single postseason in NFL history.

The Broncos also received a boost from the return game as Omar Bolden took back his first career punt for an 83-yard touchdown against Indianapolis in Week 9. Jordan Norwood recorded the team's second-longest return of the year by contributing a Super Bowl-record 61-yard punt return against Carolina in Super Bowl 50.

Before returning to Denver, DeCamillis spent two seasons (2013-14) as Chicago's assistant head coach/special teams, instructing a unit that allowed a league-low 18.3 yards per kick return while generating two touchdown returns (1 PR, 1 KR) and three takeaways. In 2013, Devin Hester turned in one of his best seasons under DeCamillis, posting the second-highest kickoff return average (27.6) and the fourth-highest punt return average (14.2) of his career.

Prior to coaching with the Bears, DeCamillis served as special teams coordinator with Dallas from 2009-12. During that time, the Cowboys tied for the most punt return touchdowns (6) in the NFL, including a franchise-record three in 2010 by the rookie duo of Dez Bryant (2) and Bryan McCann (1).

Cowboys punter Matt McBriar earned his second career Pro Bowl selection in 2010 after leading the NFL in both gross (47.9) and net (41.9) punting average, and kicker Dan Bailey converted 61-of-68 field goals during his first two NFL seasons (2011-12) under DeCamillis to rank fifth in the league in that span.

In his first season in Dallas in 2009, DeCamillis led his unit to a fourth-place finish in the special teams rankings compiled by the *Dallas Morning News*' Rick Gosselin after the Cowboys were 27th the year before his arrival. He was named the Cowboys' Ed Block Courage Award winner by his players after being injured in the collapse of the team's indoor practice facility and returning to coach that season.

As Jacksonville's special teams coach from 2007-08, DeCamillis' coverage unit ranked second in the NFL in average opponent field position after kickoffs (25.3-yard line) with 34 opponent returns being downed inside the 20-yard line.

DeCamillis had a 10-year run coaching special teams for the Atlanta Falcons (1997-2006)—the first seven years under Head Coach Dan Reeves, whom he worked for in his first two NFL coaching roles with the Broncos and N.Y. Giants.

Five different Falcons combined for 13 total special teams return touchdowns under DeCamillis, including four by Darrick Vaughn and three apiece by Tim Dwight and 2004 Pro Bowl selection Allen Rossum.

In 2002, kicker Jay Feely set Falcons single-season records for points (138) and field goals made (32) as the club returned to the postseason and advanced to the NFC Divisional Playoffs.

DeCamillis was part of the Falcons' coaching staff that helped lead the franchise to its first NFC Championship and an appearance in Super Bowl XXXIII during the 1998 season.

He coached special teams for the Giants from 1993-96, as the club accounted for the fourth-most

### COACHING EXPERIENCE

*28th NFL Season (6th with Broncos)*

<b>Denver Broncos</b>	
Special Teams Coordinator	2015-16
<b>Chicago Bears</b>	
Asst. Head Coach/Special Teams	2013-14
<b>Dallas Cowboys</b>	
Special Teams Coordinator	2009-12
<b>Jacksonville Jaguars</b>	
Special Teams	2007-08
<b>Atlanta Falcons</b>	
Special Teams	1997-2006
<b>New York Giants</b>	
Special Teams	1993-96
<b>Denver Broncos</b>	
Defensive Quality Control	1991-92
Administrative Assistant	1990
Assistant to GM & Head Coach	1989

kick return scores (6) in the NFL during that period. David Meggett tied for second in the league with three punt return touchdowns during his final two years with the Giants (1993-94), ranking fourth in the NFL with his 11.3-yard punt return average in that two-year span.

DeCamillis began his NFL career in Denver in 1989 assisting with the club's football administration for two years before serving as a defensive quality control coach from 1991-92 under Reeves.

An all-state quarterback and wrestler at Arvada (Colo.) High School, DeCamillis went on to become an All-American wrestler at the University of Wyoming.

DeCamillis, who was born on June 29, 1965, is married to Dana, and the couple has two daughters, Caitlin and Ashley.

**PRO BOWL PLAYERS COACHED (2):** P Matt McBriar (2010), KR Allen Rossum (2004).



## CLANCY BARONE

### OFFENSIVE LINE

Clancy Barone enters his eighth season with the Broncos in 2016 and his third year as offensive line coach for the team. He also instructed the offensive line in 2010 in addition to five seasons (2009, '11-14) coaching Denver's tight ends.

A 30-year coaching veteran, Barone spent his first 17 years working with offensive lines at the collegiate level before beginning his NFL coaching career with the Falcons in 2004 as their assistant offensive line coach. He also coached tight ends with Atlanta (2005-06) and San Diego (2007-08) before arriving in Denver.

In his first season coaching the Broncos' offensive line under Head Coach Gary Kubiak in 2015, Barone oversaw a group that persevered through the club's Super Bowl season despite being beset by injuries. After losing All-Pro left tackle Ryan Clady to an offseason knee injury and his replacement, rookie Ty Sambrailo in Week 3, Denver used a steady dose of reinforcements which helped the team improve from a No. 30 offensive ranking in Week 5 to a No. 16 ranking by the end of the regular season.

Second-year center Matt Paradis played every offensive snap in his first season of action in 2015 and rookie guard Max Garcia steadily developed into a reliable force, seeing action in every game, including starts in five of Denver's final seven regular-season games.

While coaching Denver's tight ends, Barone was instrumental in the development of tight end Julius Thomas, who was named to consecutive Pro Bowls after ranking fourth in the NFL (2nd among TEs) with a combined 24 touchdowns receptions from 2013-14. Thomas became the first tight end in NFL history to record back-to-back seasons with 12 touchdown receptions, establishing the top two single-season marks by a tight end in franchise history.

In 2012, Barone coached new acquisitions Joel Dreessen and Jacob Tamme, as the pair combined for the fourth-most receptions (93) by a tight end duo in team history—the top such tandem not including Pro Football Hall of Famer Shannon Sharpe. Overall, Denver's tight ends accounted for nearly 25 percent of the team's 402 receptions in 2012, as the Broncos finished with the league's fifth-ranked passing unit.

During the 2010 season, Barone instructed Denver's offensive line, tutoring rookie offensive linemen J.D. Walton and Zane Beadles. Walton was one of five NFL rookie offensive linemen to start all 16 games, and Beadles became the first rookie in eight seasons to start at least six games (eight at left guard and six at right tackle) at two of the three positions along the line (T, G, C).

In his first year with the Broncos in 2009, Barone instructed a group of tight ends that included Daniel Graham, one of the NFL's best blockers at his position, and Tony Scheffler, who ranked fourth among league tight ends in yards per reception (13.4).

During his first four years as an NFL tight ends coach, Barone instructed a pair of All-Pro tight ends with the Chargers' Antonio Gates (2007-08) and the Falcons' Alge Crumpler (2005-06) earn-

### COACHING EXPERIENCE

*13th NFL Season (8th with Broncos)*

#### Denver Broncos

Offensive Line .....	2015-16
Tight Ends .....	2011-14
Offensive Line .....	2010
Tight Ends .....	2009

#### San Diego Chargers

Tight Ends .....	2007-08
------------------	---------

#### Atlanta Falcons

Tight Ends .....	2005-06
Assistant Offensive Line .....	2004

#### Texas State University

Assistant Head Coach/Off. Coordinator .....	2003
---	------

#### University of Houston

Offensive Coordinator/Offensive Line ..	2000-02
---	---------

#### University of Wyoming

Offensive Coordinator/Offensive Line ..	1997-99
---	---------

#### Eastern Illinois University

Offensive Line .....	1994-96
----------------------	---------

#### Texas A&M University

Assistant Offensive Line .....	1993
--------------------------------	------

#### Sacramento State University

Offensive Line .....	1991-92
----------------------	---------

#### American River College

Offensive Line .....	1987-90
----------------------	---------



ing multiple Pro Bowl berths under his direction. Gates was named to the 2000s NFL All-Decade Team as voted on by the Pro Football Hall of Fame selection committee while Crumpler finished in the top five among tight ends for USA Today's 2000s All-Decade Team.

Gates continued to be one of the league's most productive tight ends in two seasons with Barone as his position coach in San Diego from 2007-08, earning consecutive Pro Bowl appearances. Barone's instruction helped the Charger tie for first among NFL tight ends in touchdown catches (17), rank third in receiving yards (1,688) and tie for fourth in receptions (135) over that span.

Crumpler benefited from Barone's guidance with the Falcons from 2005-06, appearing in the Pro Bowl during both of those seasons and totaling the third-most receiving yards (1,657) among NFL tight ends in that two-year period. He also tied for third in the league in touchdown catches (13) and ranked eighth in receptions (121) at his position in two years under Barone.

In 2004, Barone began his NFL coaching career as an assistant offensive line coach with a Falcons team that advanced to the NFC Championship Game. Atlanta's offensive line helped the club lead the NFL and set franchise records in both yards per rush (5.1) and rushing yards per game (167.0).

Barone spent seven seasons as an offensive coordinator in college from 1997-2003, working in that capacity for Texas State University (2003), the University of Houston (2000-02) and the University of Wyoming (1997-99). He had additional responsibilities as assistant head coach for Texas State while also coaching the offensive lines for Houston and Wyoming.

Texas State's offense was one of the best in the nation under Barone's direction in 2003, ranking seventh in the country in yards per game (443.4) en route to setting numerous school offensive records. He was named Division-IA Offensive Line Coach of the Year by the National Offensive Line Coaches Association following his final year at Houston in 2002, a season in which Cougars running back Joffrey Reynolds ranked 10th in the nation in rushing yards per game (128.8).

During his three years at Wyoming from 1997-99, Barone's offensive line gave up a total of just 35 sacks.

An offensive lineman at the University of Nevada and Sacramento State University, Barone's coaching career began at American River College (Sacramento, Calif.), where he coached its offensive line from 1987-90. He spent two seasons coaching the offensive line at Sacramento State from 1991-92 before serving as assistant offensive line coach at Texas A&M University in 1993 and coaching Eastern Illinois University's offensive line from 1994-96.

Barone was a four-sport star at Red Bluff High School in Red Bluff, Calif., and was born on July 26, 1963, in San Andreas, Calif. He and his wife, Rosie, have three children: Gianna, Stefano and Isabella.

**PRO BOWL PLAYERS COACHED (3):** TE Alge Crumpler (2005-06), TE Antonio Gates (2007-08), TE Julius Thomas (2013-14).



**CHRIS BEAKE**  
**DEFENSIVE ASSISTANT/DEFENSIVE LINE**

Chris Beake begins his fourth season as a defensive assistant with the Denver Broncos in 2016 with additional duties this year helping coach the defensive line. He was hired by the club on Feb. 8, 2013.

Entering his 18th season coaching in the NFL, Beake came to Denver after spending two years (2011-12) as an offensive assistant with the Cleveland Browns following one season in that same capacity with the San Francisco 49ers.

In Beake's third year with the Broncos in 2015, the defense finished No. 1 in the NFL (283.1 ypg) for the first time in team history while ranking at or near the top in nearly every significant category, including sacks (52 - 1st) and defensive touchdowns (5 - 3rd). The unit continued its dominance in the postseason, allowing just 14.7 points per game en route to a victory in Super Bowl 50.

Denver's 2014 defense, which tied a team record with five Pro Bowl selections in the unit, allowed the third-fewest yards per game (305.2) in the NFL as one of just three units league wide to rank in the top 10 against the run (2nd / 79.8 ypg) and the pass (9th / 225.4 ypg). The group, also forced a league-high 60

**COACHING EXPERIENCE**  
*18th NFL Season (4th with Broncos)*

<b>Denver Broncos</b>	
Defensive Assistant/Defensive Line	... 2016
Defensive Assistant	... 2014-15
Quality Control-Defense	... 2013
<b>Cleveland Browns</b>	
Offensive Assistant	... 2011-12
<b>San Francisco 49ers</b>	
Offensive Assistant	... 2010
<b>Seattle Seahawks</b>	
Offensive Assistant/Asst. Special Teams	... 2009
Quality Control - Offense	... 2008
<b>Atlanta Falcons</b>	
Linebackers	... 2004-06
<b>San Francisco 49ers</b>	
Offensive Assistant	... 2003
Defensive Assistant	... 2000-02
Quality Control - Defense	... 1999
<b>U.S. Air Force Academy</b>	
Graduate Assistant (Defense)	... 1994



opponent three-and-out possessions and ranked second in the NFL allowing only 4.7 yards per play.

Beake arrived in Denver in 2013 and assisted with a defense that helped lead the Broncos to their first Super Bowl appearance in 15 years despite losing five regular starters to season-ending injured reserve.

In two seasons (2011-12) with the Browns, Beake worked with one of the youngest offenses in the NFL, helping develop a quarterback group that included draft choices Colt McCoy and Brandon Weeden.

Beake spent two seasons with Seattle, serving as the Seahawks' offensive quality control coach in 2008 and offensive assistant/assistant special teams coach in 2009.

From 2004-06, he coached linebackers for the Atlanta Falcons, tutoring All-Pro Keith Brooking, who earned the final two of his five career Pro Bowl selections in 2004 and 2005.

Beake started his NFL career with San Francisco in 1998 as a pro personnel assistant and spent the next five seasons with the 49ers coaching on the offensive and defensive side of the ball.

A graduate of the U.S. Air Force Academy, where he played quarterback from 1990-92 and majored in civil engineering, he began his coaching career as a defensive graduate assistant for his alma mater in 1994. He served as a Civil Engineer Officer in the Air Force from 1995-98 while earning his master's degree in business administration from the University of West Florida in 1997.

Beake's father, John, was the general manager of the Denver Broncos from 1984-98, part of a 44-year career as a coach or administrator at the high school, college or pro levels. Chris and his wife, Andrea, have a son, Colin, and twin daughters, Madeline and Emilie. He was born on Sept. 10, 1972, in Kansas City, Mo.

**PRO BOWL PLAYERS COACHED (1):** LB Keith Brooking (2004-05).



## SAMSON BROWN

### ASSISTANT DEFENSIVE BACKS

Samson Brown enters his second season with the Broncos in 2016 as the team's assistant defensive backs coach. He was hired by the club on Feb. 27, 2015.

Brown, who owns 12 years of coaching experience, previously worked at the NFL level with the Buffalo Bills (2013-14) and New York Jets (2010-11) after interning with the Green Bay Packers in the summer of 2009.

In his first season with the Broncos in 2015, Brown helped coach a secondary that ranked first in the NFL against the pass (199.6 ypg) while allowing a league-low 162 first downs through the air. Cornerbacks Chris Harris Jr. and Aqib Talib were selected to the Pro Bowl as the unit accounted for four of the Broncos' five defensive touchdowns on the season.

Despite being thrown at an NFL-high 134 times in the 2015 postseason, the Broncos' defensive backfield yielded just one passing touchdown during its Super Bowl run while intercepting its opponents three times.

During Brown's tenure as assistant secondary coach for Buffalo during the last two seasons, the Bills ranked second in the NFL in pass defense (205.1 ypg) and led the league in interceptions (42). Safety Jairus Byrd earned his third career Pro Bowl selection in 2013 as one of three Bills defensive backs to record four interceptions that year.

Brown was a coaching intern with the Jets from 2010-11 under Head Coach Rex Ryan and Offensive Coordinator Brian Schottenheimer. In his first season with the club, the Jets advanced to their second consecutive AFC Championship Game after winning 11 regular-season contests—the most victories by the team since 1998.

A four-time all-conference safety at the University at Albany, Brown worked for three seasons at his alma mater, instructing the school's outside linebackers from 2007-08 and coaching tight ends in 2009.

He began his career as defensive backs coach at Siena College in 2003 before coaching defensive backs and wide receivers for Rensselaer Polytechnic Institute from 2004-05.

Brown, who interned in the New York Giants' scouting department while in college, graduated from Albany with a bachelor's degree in information science and policy in 2003. He was born on Jan. 11, 1980, in the Bronx, N.Y.

### COACHING EXPERIENCE

*6th NFL Season (2nd with Broncos)*

#### Denver Broncos

Assistant Defensive Backs ..... 2015-16

#### Buffalo Bills

Assistant Defensive Backs ..... 2013-14

#### New York Jets

Coaching Intern ..... 2010-11

#### University at Albany

Tight Ends ..... 2009

Outside Linebackers ..... 2007-08

#### Rensselaer Polytechnic Institute

Defensive Backs/Wide Receivers ..... 2004-05

#### Siena College

Defensive Backs ..... 2003



## TONY COAXUM

### ASSISTANT SPECIAL TEAMS

Tony Coaxum begins his second season as assistant special teams coach with the Denver Broncos in 2016. He was hired by the team on Feb. 9, 2015.

Coaxum, who has 13 years of coaching experience, came to Denver after spending the 2014 season as a special teams coaching intern with the Baltimore Ravens. He also completed NFL Minority Fellowship Programs with the New York Giants (2008) and Tampa Bay Buccaneers (2012) during his seven-year tenure as an assistant coach for the Army West Point Black Knights (2007-13).

The Broncos featured one of the most consistent special-teams units in the NFL in 2015, tying for third in the NFL with three special-teams takeaways and finishing seventh in the annual rankings compiled by *The Dallas Morning News*' Rick Gosselin.

Denver's special-teams group was particularly effective during the Broncos' championship run. In addition to kicker Brandon McManus converting 10-of-10 field goals during the playoffs, Britton Colquitt ranked third in the NFL in both gross (46.6) and net (42.7) punting average while placing a league-high nine kicks inside the opponent 20-yard line. Jordan Norwood chipped in to return a punt 61 yards in Denver's Super Bowl 50 win to represent the longest punt return in Super Bowl history.

In Coaxum's lone season with the Ravens in 2014, the team ranked first in the league in kickoff return average (28.3), gross punting average (47.4) and net punting average (43.3) while holding opponents to the lowest average field position after kickoffs (20.1-yard line).

A former defensive back at West Point, Coaxum coached Army's linebackers from 2007-08 and cornerbacks from 2009-13. Before entering the college coaching ranks with the Black Knights, he served as co-defensive coordinator at Henry County High School in McDonough, Ga., for two seasons (2005-06).

While stationed in Ft. Bragg, N.C., in 2003, Coaxum coached the secondary at 71st High School in Fayetteville, N.C. He also coached that position during the 2000 season at the United States Military Academy Preparatory School in Ft. Monmouth, N.J., while commissioned in the Field Artillery branch of the U.S. Army.

Coaxum was awarded the National Defense Medal and the Army Achievement Medal for his military service. He is married to Derrian and the couple has a son, Dura'n (18). Coaxum was born on Dec. 2, 1976, in Charleston, S.C.

### COACHING EXPERIENCE

*3rd NFL Season (2nd with Broncos)*

<b>Denver Broncos</b>	
Assistant Special Teams	.....2015-16
<b>Baltimore Ravens</b>	
Coaching Intern (Special Teams)	.....2014
<b>U.S. Army</b>	
Cornerbacks	.....2009-13
Linebackers	.....2007-08
<b>Henry County High School (McDonough, Ga.)</b>	
Defensive Coordinator	.....2005-06
<b>71st High School (Fayetteville, N.C.)</b>	
Secondary	.....2003
<b>USMA Preparatory School (Ft. Monmouth, N.J.)</b>	
Secondary	.....2000



## JAMES GREGG

### ASSISTANT OFFENSIVE LINE

James Gregg enters his third season as assistant offensive line coach with the Denver Broncos in 2016. A fifth-year coach in the NFL ranks, he was hired by the team on March 11, 2014.

Gregg, who has 19 total seasons of coaching experience, including 15 years at the collegiate level, spent four seasons as the offensive line coach at the University of Southern California (2010-13) before coming to Denver.

During Denver's Super Bowl championship season in 2015, the offensive line featured six players making starts along the offensive line that didn't play for the team the previous year. First-year center Matt Paradis played every snap for the unit that helped the offense improve to its highest

### COACHING EXPERIENCE

*5th NFL Season (3rd with Broncos)*

<b>Denver Broncos</b>	
Assistant Offensive Line	.....2014-16
<b>University Southern California</b>	
Offensive Line	.....2010-13
<b>University of Tennessee</b>	
Offensive Line	.....2009
<b>Oakland Raiders</b>	
Assistant Offensive Line	.....2007-08
<b>University of Idaho</b>	
Defensive Line	.....2004-06
<b>Colgate University</b>	
Defensive Line	.....2000-03
<b>Colorado State University</b>	
Defensive Graduate Assistant	.....1997-99

rankings in both passing and rushing by season's end.

In Cregg's first year with the Broncos in 2014, the offensive line featured different starters at all five positions from the end of the 2013 season. Despite the changes to the unit, the group allowed the fewest sacks (17) in the NFL and helped block for the league's fourth-ranked offense (402.9 ypg).

Tackle Ryan Clady, who ended the 2013 season on injured reserve, returned in 2014 and earned his fourth career Pro Bowl selection after allowing two or fewer sacks (2) for the fourth time in his first seven NFL seasons.

As a member of the USC Trojans coaching staff, Cregg coached first-team All-Pac 12 Conference selections in each of his four years with the school, including offensive tackles and future NFL first-round draft picks Tyron Smith (No. 9, Dal., 2011) and Matt Kalil (No. 4, Min., 2012).

In 2011, USC finished second in the nation in sacks allowed (8) despite not starting a senior along the offensive line. Kalil was named a first-team All-America selection while guard Marcus Martin was chosen as a first-team Freshman All-American.

Cregg coached the offensive line at the University of Tennessee in 2009 as the Vols tied for the Southeastern Conference regular-season lead with only 12 sacks allowed.

His NFL coaching career began as an assistant offensive line coach with Oakland from 2007-08. Before joining the Raiders, Cregg served as defensive line coach for the University of Idaho (2004-06) and Colgate University (2000-03).

Cregg got his start in coaching as a defensive graduate assistant for Colorado State University from 1997-99, following his four-year career (1992-95) as an offensive lineman for the Rams. He was a first-team All-Western Athletic Conference selection following his senior campaign in 1995.

A graduate of Norco (Calif.) High School, Cregg is married to Dayna, and the couple has a daughter, McKenzie. He was born on Aug. 18, 1973.



## MIKE EUBANKS

### ASSISTANT STRENGTH & CONDITIONING

Mike Eubanks enters his fifth year as assistant strength and conditioning coach for the Denver Broncos and eighth overall season as a strength coach in the NFL in 2016.

Named to his current position on Feb. 15, 2012, he assists Strength and Conditioning Coach Luke Richesson, whom he worked with for three seasons in Jacksonville (2009-11).

Eubanks got his start in the NFL as a strength and conditioning intern on Richesson's staff in 2009 after working as a graduate assistant strength and conditioning coach at Arizona State University from 2008-09. Prior to his stint with the Sun Devils, he interned at Athletes' Performance in Tempe, Ariz., from 2007-08, where he helped Richesson train college prospects for the NFL Combine and worked out NFL veterans during the offseason.

He began his career as a defensive backs coach at Scottsdale Community College from 2003-04 before spending two seasons (2006-07) as strength and conditioning coach with additional responsibilities instructing defensive backs and wide receivers at Seton Catholic High School in Phoenix.

A certified corrective exercise specialist through the National Academy of Sports Medicine and a certified strength and conditioning specialist through the National Strength and Conditioning Association, Eubanks was a three-year letterman in football at the University of Wisconsin-Eau Claire. He earned a bachelor's degree in exercise and wellness and a master's degree in education from Arizona State.

Eubanks and his wife, Holly, have a 1-year-old son, Nolan. Mike Eubanks was born on Dec. 31, 1980.

### COACHING EXPERIENCE

#### 8th NFL Season (5th with Broncos)

##### Denver Broncos

Assistant Strength and Conditioning... 2012-16

##### Jacksonville Jaguars

Strength Staff Assistant... 2010-11

Strength and Conditioning Intern... 2009

##### Arizona State University

Graduate Assistant Strength Conditioning... 2008-09

##### Athletes' Performance (Tempe, Ariz.)

Strength and Conditioning Intern... 2007-08

##### Seton Catholic High School (Phoenix)

DBs/WRs/Strength and Conditioning... 2006-07

##### Scottsdale Community College

Defensive Backs... 2003-04

### DID YOU KNOW?

Entering the 2016 season, the Broncos have won 15 consecutive divisional road games—spanning five seasons (2011-pres)—to represent the longest streak in NFL history.



# REGGIE HERRING

## LINEBACKERS

Reggie Herring enters his second season as linebackers coach with the Broncos in 2016. A coaching veteran of 35 seasons, including 10 NFL campaigns, Herring was hired by the club on Jan. 28, 2015.

A linebackers coach for 34 years spanning the college and NFL ranks, Herring arrived in Denver to coach the position in 2015 after previous stops in the league with Chicago (2014), Houston (2002-03, '11-13) and Dallas (2008-10).

Herring helped Denver's defensive transition to a 3-4 alignment in 2015, coaching inside linebackers Danny Trevathan (110 tackles) and Brandon Marshall (101 tackles), who finished No. 1 and No. 2, respectively, in defensive stops for the NFL's No. 1-ranked unit (283.1 ypg). The linebackers, both of whom overcame significant injuries sustained in 2014, were named co-recipients of the team's Ed Block Courage Award after starting 37-of-38 games during Denver's championship run and becoming the first Broncos defensive tandem to reach 100 tackles each since 2009.

Before his lone season working with the Bears in 2014, Herring coached in his second stint with the Texans from 2011-13 under Broncos Head Coach Gary Kubiak and Defensive Coordinator Wade Phillips. He was part of a staff that helped turn the league's 30th-ranked defensive unit into a group that ranked fourth overall (308.8 ypg) during his three years with the club.

In 2011, Herring's linebacker group accounted for 27 of the team's 44 sacks as the Texans ranked second in the NFL in total defense (285.7 ypg). Linebacker Brian Cushing earned second-team All-Pro honors from the Associated Press in 2011, and Connor Barwin transitioned from defensive end to outside linebacker and finished third in the AFC with 11.5 sacks.

As linebackers coach for Dallas from 2008-10, Herring helped outside linebacker DeMarcus Ware deliver the most productive three-season stretch of his career. In addition to averaging more than 100 tackles per season under Herring, Ware ranked first in the NFL with 46.5 sacks during that span, including two single seasons (20.0, 2008, 15.5, 2010) leading the league in that category.

Herring began his NFL coaching career instructing linebackers for the expansion Texans from 2002-03. Linebacker Jamie Sharper ranked second in the NFL with 303 tackles during his two seasons under Herring, including a league-high 166 defensive stops in 2003.

Before being hired by the Texans, Herring served as defensive coordinator and linebackers coach at North Carolina State (2004) and Arkansas (2005-07).

During Herring's lone season with the Wolfpack in 2004, N.C. State led the country in total defense (221.4 ypg). The unit featured up-and-coming sophomore defensive end Mario Williams, who would go on to become the No. 1 overall pick in the 2006 NFL Draft by the Texans.

In Herring's second year with Arkansas in 2006, he was named a finalist for the Broyles Award, given annually to the nation's top assistant coach. He also served as interim head coach for the Razorbacks during the 2008 Cotton Bowl.

Herring spent eight years at Clemson University, serving as linebackers coach from 1994-96 and defensive coordinator from 1997-2001. The Tigers made six bowl appearances during that stretch as seven of Herring's linebackers were selected in the NFL Draft. Herring was hired by Clemson after spending two seasons (1992-93) as defensive coordinator for Texas Christian University.

He began his coaching career as a graduate assistant for Oklahoma State in 1981 and was promoted to linebackers coach from 1982-85. Herring coached the same position at Auburn University from 1982-85 as the Tigers won three Southeastern Conference Championships during his four years with the school.

A three-year starter at linebacker for Florida State University from 1978-80, Herring led the Seminoles in tackles in each of his three seasons with the program. He was named a team captain

### COACHING EXPERIENCE

*11th NFL Season (2nd with Broncos)*

<b>Denver Broncos</b>	
Linebackers .....	2015-16
<b>Chicago Bears</b>	
Linebackers .....	2014
<b>Houston Texans</b>	
Linebackers .....	2011-13
<b>Dallas Cowboys</b>	
Linebackers .....	2008-10
<b>University of Arkansas</b>	
Defensive Coordinator/Linebackers .....	2005-07
<b>North Carolina State University</b>	
Defensive Coordinator/Linebackers .....	2004
<b>Houston Texans</b>	
Linebackers .....	2002-03
<b>Clemson University</b>	
Defensive Coordinator .....	1997-2001
Linebackers .....	1994-96
<b>Texas Christian University</b>	
Defensive Coordinator .....	1992-93
<b>Auburn University</b>	
Linebackers .....	1986-91
<b>Oklahoma State University</b>	
Linebackers .....	1982-85
Graduate Assistant .....	1981

during his senior season in 1980 and was later elected to the FSU Hall of Fame in 1989.

Born on July 3, 1959, in Myrtle Beach, S.C., Herring and his wife, Lisa, have a daughter, Caroline, and a son, Adam.

**PRO BOWL PLAYERS COACHED (1):** LB DeMarcus Ware (2008-10).



## GREG KNAPP

### QUARTERBACKS/PASSING GAME COORDINATOR

Greg Knapp enters his fourth year as quarterbacks coach for the Denver Broncos in 2016 and also serves as the team's passing game coordinator. A coaching veteran of 30 seasons, including 21 years in the NFL, he was hired by the club on Jan. 18, 2013.

A quarterbacks coach or an offensive coordinator in each of the last 18 years, Knapp previously worked as offensive coordinator with San Francisco (2001-03), Atlanta (2004-06), Oakland (2007-08, '12) and Seattle (2009). He also coached quarterbacks for Houston from 2010-11, in addition to coaching that position with the 49ers from 1998-2000.

Knapp, whose quarterbacks have combined to play in 11 Pro Bowls, has coached an unprecedented five individual 4,000-yard passers as a coordinator or position coach: Steve Young, S.F. (1998); Jeff Garcia, S.F. (2000); Matt Schaub, Hou. (2010); Carson Palmer, Oak. (2012); and Peyton Manning, Den. (2013-14).

In addition to his work with established NFL signal-callers, he has helped develop young passers like Garcia, Schaub, T.J. Yates, Brock Osweiler and Trevor Siemian.

After seeing Manning start every game for the Broncos from 2012-14, Knapp worked with a quarterback group in 2015 that saw all three players—Manning, Osweiler and rookie Trevor Siemian—take snaps for the team during its championship run. Despite operating with multiple quarterbacks, Denver's passing offense produced multiple 1,000-yard receivers (Demaryius Thomas and Emmanuel Sanders) for the second consecutive year.

Manning opened the season's first nine games in 2015, leading Denver to a 7-2 record before tending to a foot injury. The Broncos won 5-of-7 games started by Osweiler down the stretch, including overtime wins against the 10-0 New England Patriots and the eventual AFC North Champion Cincinnati Bengals. Returning for Denver's postseason run, Manning helped the Broncos to a 24-10 win against the Carolina Panthers in Super Bowl 50 to cap his legendary career and become the first starting quarterback to win a championship with two different teams.

Manning combined for 94 touchdown passes in two seasons (2013-14) working with Knapp—the most in NFL history during a two-year span and more than double the output of any other player in league annals over the course of their 16th and 17th seasons. Manning tied the NFL record by being selected to his 14th career Pro Bowl in 2014 after finishing second in the league in passing touchdowns (39) and ranking fourth in completions (395), passing yards (4,727) and quarterback rating (101.5).

In Knapp's first season coaching quarterbacks for the Broncos in 2013, Manning earned his NFL-record fifth Most Valuable Player honor and set league single-season marks with 5,477 passing yards and 55 touchdowns. Denver's passing offense helped the club set the NFL scoring mark (606 pts.) on its way to a conference championship and an appearance in Super Bowl XLVIII.

As Oakland's offensive coordinator in 2012, Knapp directed the NFL's eighth-ranked passing unit. Palmer totaled the third-most passing yards (4,018) of his career while throwing 22 touchdowns against just 14 interceptions in a new offensive system.

Coaching Houston's quarterbacks from 2010-11, Knapp instructed Schaub, whom he groomed as Michael Vick's backup during their time together in Atlanta. Schaub ranked fourth in the NFL with 4,370 passing yards during the 2010 campaign before being placed on injured reserve late in the 2011 season. Under Knapp's direction, Yates took over as Houston's starting quarterback and the rookie fifth-round pick led the Texans to the postseason and their first-ever playoff win.

## COACHING EXPERIENCE

*22nd NFL Season (4th with Broncos)*

### Denver Broncos

Quarterbacks/Passing Game Coord... 2014-16  
Quarterbacks... 2013

### Oakland Raiders

Offensive Coordinator... 2012

### Houston Texans

Quarterbacks... 2010-11

### Seattle Seahawks

Offensive Coordinator... 2009

### Oakland Raiders

Offensive Coordinator... 2007-08

### Atlanta Falcons

Offensive Coordinator... 2004-06

### San Francisco 49ers

Offensive Coordinator... 2001-03  
Quarterbacks... 1998-2000  
Quality Control-Offense... 1995-97

### Sacramento State

Assistant Head Coach/Offensive Coord... 1991-94  
Wide Receivers... 1989-90  
Running Backs... 1986-88



In three seasons as Atlanta's offensive coordinator, he helped Vick earn two of his four career Pro Bowl selections. The Falcons reached the NFC Championship Game during the 2004 season as Vick accumulated more than 2,300 passing yards and 900 rushing yards.

Atlanta boasted the NFL's top-ranked rushing unit in all three years with Knapp overseeing the offense, including a team-record 183.7 yards per game on the ground during the 2006 campaign as Vick became the first quarterback in NFL history to rush for 1,000 yards in a season.

Knapp started his NFL coaching career as an offensive quality control coach with San Francisco in 1995, eventually working his way up to quarterbacks coach and offensive coordinator with the 49ers.

He was Young's position coach during the quarterback's last two NFL seasons, including his 1998 campaign in which the future Hall of Famer earned first-team All-Pro honors from the Associated Press.

As quarterbacks coach and offensive coordinator with the 49ers, Knapp helped Young's successor, Garcia, earn three Pro Bowl selections, including in his first season as a starter in 2000 when he set a team record with 4,278 passing yards.

All-Pro wide receiver Terrell Owens flourished in Knapp's offensive system from 2001-03, posting the highest three-year receiving yardage total of his career (3,814) while combining for 290 receptions and 39 total touchdowns for the 49ers.

In his first role as an NFL coordinator in 2001, Knapp's offense ranked fourth in the league with 355.6 yards per game, while averaging an impressive 25.6 points per game—the 49ers' highest post-estep scoring output without Hall of Famers Joe Montana or Young at the helm.

The 2001 squad also became the first in franchise history with a 3,500-yard passer (Garcia – 3,538), a 1,200-yard rusher (Garrison Hearst – 1,206) and a 1,200-yard receiver (Owens – 1,412).

Knapp began his coaching career at his alma mater, Sacramento State, as the school's running backs coach (1986-88). He later coached the Hornets' wide receivers (1989-90) before being promoted to Assistant Head Coach/Offensive Coordinator from 1991-94.

The former Sacramento State quarterback competed in several NFL training camps as a player, including stops with Kansas City (1986), the L.A. Raiders (1987-90) and San Francisco (1992-94), while coaching at his alma mater.

A native of Seal Beach, Calif., Knapp was born on March 5, 1963. He has a daughter, Jordan.

**PRO BOWL PLAYERS COACHED (13):** FB Fred Beasley (2003), G Ray Brown (2001), TE Alge Crumpler (2004-06), RB Warrick Dunn (2005), QB Jeff Garcia (2000-02), RB Garrison Hearst (2001), QB Peyton Manning (2013-14), C Jeremy Newberry (2001-02), WR Terrell Owens (2001-03), FB Marcel Reece (2012), G Ron Stone (2002), QB Michael Vick (2004-05), QB Steve Young (1998).



## BILL KOLLAR

### DEFENSIVE LINE

Bill Kollar enters his second season as defensive line coach for the Denver Broncos in 2016. He was hired by the club on Jan. 26, 2015.

Kollar owns 32 years of coaching experience, including the last 26 seasons instructing defensive linemen at the NFL level. Before coming to

Denver in 2015, he coached the defensive line for Houston (2009-14), Buffalo (2006-08), St. Louis (2001-05) and Atlanta (1990-2000).

In his first season with the Broncos, Kollar led a defensive line that accounted for 18 of the team's league-best 52 sacks. Five different defensive linemen posted multiple quarterback takedowns in 2015 and the unit batted down 11 passes at the line of scrimmage.

Defensive ends Derek Wolfe and Malik Jackson combined with nose tackle Sylvester Williams to start 43-of-48 possible games for the Super Bowl-champion Broncos while helping Denver finish first in the NFL in total defense (283.1 ypg), including a No. 1 ranking against the pass (199.6 ypg) and a No. 3 ranking against the run (83.6 ypg). Reserve linemen Antonio Smith, Vance Walker and Darius Kilgo saw significant playing time as well, contributing more than 850 snaps from scrimmage.

Before arriving in Denver, Kollar spent six years with Houston, including his first five years with

### COACHING EXPERIENCE

*28th NFL Season (2nd with Broncos)*

<b>Denver Broncos</b>	
Defensive Line.....	2015-16
<b>Houston Texans</b>	
Defensive Line.....	2014
Asst. Head Coach/Defensive Line...	2009-13
<b>Buffalo Bills</b>	
Defensive Line.....	2006-08
<b>St. Louis Rams</b>	
Defensive Line.....	2001-05
<b>Atlanta Falcons</b>	
Defensive Line.....	1990-2000
<b>Purdue University</b>	
Defensive Line/Special Teams.....	1988-89
<b>University of Illinois</b>	
Defensive Line/Special Teams.....	1986-87
Graduate Assistant .....	1985
<b>Tampa Bay Buccaneers</b>	
Defensive Asst./Special Teams .....	1984



the franchise as assistant head coach/defensive line on Gary Kubiak's staff. During his tenure with the Texans, the team ranked eighth in the NFL in total defense (329.4 ypg) and third in the league in opponent third-down percentage (35.9).

The five best run defenses in franchise history came during Kollar's tenure with Houston, including back-to-back seasons (2011-12) in which the team held opponents to an average of less than 100 yards per game.

Kollar's unit adjusted to the defense's transition to a 3-4 scheme in 2011 under current Broncos Defensive Coordinator Wade Phillips. In addition to posting the third-largest defensive turnaround (-91.2 ypg) in NFL history in 2011, the Texans posted back-to-back seasons with a team-record 44 sacks in 2011 and 2012 to rank fifth in the league during that two-year stretch.

Defensive ends Mario Williams, Antonio Smith and J.J. Watt combined for five Pro Bowls playing for Kollar in Houston. Watt, who was named NFL Defensive Player of the Year by the Associated Press following the 2012 and 2014 seasons, led the league with 51 sacks during his four seasons under Kollar and became the first player in league history to post multiple campaigns with 20 or more sacks.

Kollar spent three years in Buffalo (2006-08), where he coached future All-Pro defensive tackle Kyle Williams and two-time Pro Bowl defensive end Aaron Schobel. Williams started 43-of-48 games to begin his NFL career under Kollar while Schobel was selected to play in consecutive Pro Bowls beginning in 2006 when he posted a career-high 14 sacks to rank second in the AFC.

Prior to his three-year stint with Buffalo, he spent five seasons coaching the defensive line in St. Louis. Defensive end Leonard Little ranked fifth in the NFL with 55.5 sacks during that span and was named to the Pro Bowl in 2003. Kollar's defensive line was instrumental in the Rams' 2001 Super Bowl run as the club ranked third in the NFL in rush defense (85.9 ypg) while tying for the seventh-most sacks (45) in the league.

Kollar spent more than a decade (1990-2000) coaching the defensive line for the Falcons, highlighted by an NFC Championship in 1998 and an appearance in Super Bowl XXXIII against Denver. Pro Football Hall of Fame defensive end Chris Doleman played two seasons (1994-95) for Kollar and totaled 16 sacks for the Falcons, including nine quarterback takedowns in 1995 to earn his seventh career Pro Bowl selection.

A defensive lineman for eight seasons with Cincinnati (1974-76) and Tampa Bay (1977-81) after being selected by the Bengals in the first round (23rd overall) of the 1974 NFL Draft, Kollar began his coaching career as a defensive assistant/special teams with the Buccaneers in 1984.

Kollar spent a year as a graduate assistant at the University of Illinois in 1985 before being promoted to coach the defensive line and special teams for the Illini from 1986-87. He coached the same position for Purdue University from 1988-89 before beginning his NFL career with the Falcons in 1990.

An All-American defensive lineman at Montana State University, Kollar went on to earn Most Valuable Player honors at the 1974 Senior Bowl and was inducted into the Senior Bowl Hall of Fame in 2014.

Kollar and his wife, Jan, have two sons, Chad and Clint. He was born on Nov. 27, 1952, in Warren, Ohio.

**PRO BOWL PLAYERS COACHED (6):** DE Chris Doleman (1995), DE Leonard Little (2003), DE Aaron Schobel (2006-07), DE Antonio Smith (2011), DE J.J. Watt (2012-14), DE Mario Williams (2009).



## KLINT KUBIAK

### OFFENSIVE ASSISTANT/QUARTERBACKS

Klint Kubiak enters his first season with the Denver Broncos in 2016 as an offensive assistant with additional responsibilities helping coach the club's quarterbacks. He was hired by the team on Feb. 22, 2016.

Kubiak, who owns six seasons of coaching experience following his playing career at Colorado State University, most recently instructed wide receivers at the University of Kansas in 2015.

He previously worked two seasons in the NFL, serving as a quality control/assistant wide receivers coach for the Minnesota Vikings from 2013-14 under Offensive Coordinators Bill Musgrave (2013) and Norv Turner (2014).

### COACHING EXPERIENCE

*3rd NFL Season (1st with Broncos)*

#### Denver Broncos

Offensive Assistant/Quarterbacks . . . . .2016

#### University of Kansas

Wide Receivers . . . . .2015

#### Minnesota Vikings

Assistant WRs/Quality Control . . . . .2013-14

#### Texas A&M University

Graduate Asst./Inside Receivers . . . . .2012

Quality Control/Offense . . . . .2010-11

Kubiak started his coaching career at Texas A&M University as a quality control/offense coach from 2010-11 and as a graduate assistant inside receivers coach in 2012. During his three years with the Aggies, Kubiak earned his master's degree in human resource development.

A four-year letterwinner at Colorado State, Kubiak played for the Rams from 2005-09. He was named a team captain as a senior and was invited to play in the East-West Shrine Game.

The oldest son of Head Coach Gary Kubiak and brother of Broncos Southwest Area Scout Klein Kubiak, Clint was born on Feb. 17, 1987, in Houston.



## ANTHONY LOMANDO

### ASSISTANT STRENGTH & CONDITIONING

Anthony Lomando enters his fifth year with the Broncos as assistant strength and conditioning coach for the club. He was named to his current position on Feb. 15, 2012.

Lomando came to Denver after spending the previous three years working with Broncos Strength and Conditioning Coach Luke Richesson in Jacksonville. He began his NFL career as an intern with the Jaguars in 2009 before being promoted to a strength staff assistant in 2010.

His tenure in Jacksonville came after working for three years at Athletes' Performance in Tempe, Ariz.. Lomando interned under Richesson in 2006 and served as strength and conditioning coach for the next two years. He worked overseas exclusively with the Qatar National and Olympic Soccer teams from 2007-08 and was responsible for preparing the club for the World Cup and Olympic qualifying matches.

From 2004-06, Lomando directed a performance training business while attending California Polytechnic State University-San Luis Obispo. He went on to earn a master's degree in rehabilitation sciences from California University of Pennsylvania in 2008.

A native of San Ramon, Calif., Lomando is a Certified Strength and Conditioning Specialist (CSCS) through the National Strength and Conditioning Association and Corrective Exercise Specialist through the National Academy of Sports Medicine (NASM-CES). He also is certified in Fascial Stretch Therapy (FST).

#### COACHING EXPERIENCE

*8th NFL Season (5th with Broncos)*

##### Denver Broncos

Assistant Strength and Conditioning...2012-16

##### Jacksonville Jaguars

Strength Staff Assistant...2010-11

Strength and Conditioning Intern...2009

##### Athletes' Performance (Phoenix)

Strength and Conditioning...2007-08

Strength and Conditioning Intern...2006



## DENNIS LOVE

### ASSISTANT STRENGTH & CONDITIONING

Dennis Love begins his second year with the Broncos as assistant strength and conditioning coach. He was hired by the club on Feb. 9, 2015.

Love spent the previous 11 years with Clemson University, including the last four seasons as Director of Olympic Sports Strength and Conditioning at Clemson University, where he oversaw the daily operations and strength coaches within the department.

He worked with every program within Clemson's athletic department during his 11-year tenure with the school and was a part of five Atlantic Coast Conference Championship teams during that span. While assisting with football at Clemson, Love was responsible for movement specifics with the defensive line and skill positions.

Love also worked with several former Clemson athletes who turned professional in their respective sports, including six first-round NFL Draft selections, three first-round MLB Draft choices, two first-round MLS Draft picks and six Olympians.

A former football and baseball student-athlete at Catawba College in Salisbury, N.C., Love began his career in 2002 as an intern Athlete's Performance (now EXOS) in Tempe, Ariz., where he helped implement strength, speed, agility, flexibility and mobility programs for various professional athletes.

Love went on to become a volunteer strength and conditioning coach at his alma mater from 2002-

#### COACHING EXPERIENCE

*2nd NFL Season (2nd with Broncos)*

##### Denver Broncos

Assistant Strength and Conditioning...2015-16

##### Clemson University

Dir. of Olympic Sports S&C...2011-15

Assistant Strength and Conditioning...2004-10

##### Catawba College

Volunteer Strength and Conditioning...2003-04

##### Athletes' Performance (Phoenix)

Strength and Conditioning Intern...2002

03 before beginning his tenure with Clemson.

A native of Cheraw, S.C., Love is certified by the Collegiate Strength and Conditioning Coaches Association (CSCCa) and the National Association of Speed and Explosion (NASE).

He graduated from Catawba in 2000 with a degree in recreation and earned his master's degree in student affairs with an emphasis in counseling from Clemson in 2008. Love was born on Sept. 21, 1975.



**MARC LUBICK**

**ASSISTANT WIDE RECEIVERS**

Marc Lubick is in his second season as assistant wide receivers coach for the Broncos in 2016. He was hired by the club on Feb. 13, 2015.

A veteran of seven NFL seasons, Lubick coached wide receivers at Vanderbilt University in 2014 following four seasons on the offensive

staff for the Houston Texans.

In his first season with the Broncos in 2015, Lubick assisted with a wide receivers group featuring a pair of 1,000-yard receivers in Demaryius Thomas (1,304 yds.) and Emmanuel Sanders (1,135 yds.). The duo accounted for nine 100-yard receiving games in 2015 and combined to haul in 17 passes of at least 25 yards.

Hired by Broncos Head Coach Gary Kubiak as an offensive assistant for Houston in 2010, Lubick spent two seasons in that role before being promoted to assistant wide receivers coach in 2012.

Texans wide receiver Andre Johnson earned two of his seven career Pro Bowl selections working with Lubick and led the NFL with 221 catches from 2012-13 to represent the highest two-year reception total in team history.

Lubick coached wideout Kevin Walter in 2012, as the veteran turned in 41 catches for 518 yards (12.6 avg.) with two scores in his final NFL season. He also helped tutor rookie wide receiver DeAndre Hopkins in 2013 as the club's first-round draft choice complimented Johnson's 109-catch, 1,407-yard campaign by ranking second on the team with 52 catches for 802 yards (15.4 avg.) with two touchdowns.

During his first two years with Houston from 2010-11, Lubick assisted with an offense that ranked seventh in the NFL with 379.4 yards per game. In 2011, the Texans ranked second in the league in rushing offense (153.0 ypg) while winning a club-record 10 games and capturing the franchise's first AFC South Division title and playoff berth.

Before coaching in the NFL, Lubick spent five seasons at Colorado State University, instructing the school's wideouts from 2005-07 and serving as tight ends coach from 2008-09. He coached David Anderson at CSU in 2005, as the school's all-time leading receiver caught 85 passes during his senior campaign and went on to be selected by Houston in the seventh round (251st overall) of the 2006 NFL Draft.

Lubick began his coaching career as a defensive student assistant at Colorado State from 2000-01 and as an academic graduate assistant working with the team's wide receivers during the 2002 season. He entered the NFL ranks as a scouting assistant for St. Louis from 2003-04 before returning to CSU in the spring of 2005.

A former college safety and academic all-conference selection at Montana State University from 1996-99, Lubick earned a bachelor's degree in health and exercise science from CSU in 2001.

Lubick's father, Sonny, is considered the most successful coach in CSU football history, compiling a 108-74 (.593) record in 15 seasons (1993-2007) with the program. Marc's brother, Matt, is the offensive coordinator for the University of Oregon. Marc was born on Nov. 13, 1977, in Bozeman, Mont.

**COACHING EXPERIENCE**

*8th NFL Season (2nd with Broncos)*

**Denver Broncos**

Assistant Wide Receivers ..... 2015-16

**Vanderbilt University**

Wide Receivers ..... 2014

**Houston Texans**

Assistant Wide Receivers ..... 2012-13

Offensive Assistant ..... 2010-11

**Colorado State University**

Tight Ends/Recruiting Coordinator .... 2009

Tight Ends ..... 2008

Wide Receivers ..... 2005-07

**St. Louis Rams**

Scouting Assistant ..... 2003-04

**Colorado State University**

Academic Graduate Assistant ..... 2002

Defensive Student Assistant ..... 2000-01



# FRED PAGAC

## OUTSIDE LINEBACKERS

Fred Pagac enters his second season as outside linebackers coach with the Broncos after being hired by the club on Feb. 9, 2015.

Pagac (pronounced PUG-itch) owns 38 years of coaching experience, including 15 seasons coaching linebackers in the NFL.

In his first season with the Broncos in 2015, Pagac's outside linebackers—led by Pro Bowlers Von Miller and DeMarcus Ware—combined for 28.5 of the team's league-leading 52 sacks. First-year linebacker Shaquil Barrett (5.5 sacks) and rookie Shane Ray (4 sacks) also made sizeable contributions to the unit that helped Denver rank No. 1 in defense (283.1 ypg) for the first time in team history.

Miller (5 sacks) and Ware (3.5 sacks) continued their assault on quarterbacks in the postseason, helping the Broncos stifle three of the NFL's top 4 scoring offenses on their way to a victory in Super Bowl 50. Miller, a first-team All-Pro selection by the Associated Press in 2015, became just the third linebacker in Super Bowl history to be named the game's MVP after posting 2.5 sacks and a pair of forced fumbles that led to touchdowns in Denver's 24-10 victory against Carolina.

Prior to coaching linebackers in Denver, Pagac instructed that position with the Buffalo Bills in 2014, helping the team rank fourth in the league in total defense (312.2 ypg) and scoring defense (18.1 ppg).

Before joining the Bills, Pagac spent eight seasons (2006-13) in Minnesota, coaching linebackers for seven of those years and serving as defensive coordinator in 2011. During that time, he coached linebackers Chad Greenway and E.J. Henderson as the pair combined for three Pro Bowl selections. Defensive end Jared Allen led the NFL with a franchise-record 22 sacks in Pagac's defense in 2011 to earn NFC Defensive Player of the Year honors from the KC 101 Club.

The Vikings' defense ranked among the league's top-10 units in four of Pagac's seasons with the club and finished first overall against the run in three consecutive campaigns from 2006-08.

Pagac began his NFL coaching career as linebackers coach for Oakland from 2001-03. The Raiders advanced to Super Bowl XXXVII following the 2002 season in which the club ranked third in the NFL against the run (90.8 ypg) and sixth in scoring defense (19.0 ppg).

Moving on to instruct linebackers with Kansas City from 2004-05, Pagac mentored 2005 first-round draft choice Derrick Johnson, who received the Chiefs' Mack Lee Hill Award as the team's rookie of the year after totaling 110 tackles (87 solo) in 16 starts.

Pagac began his coaching career at his alma mater, Ohio State University, as a graduate assistant under legendary Head Coach Woody Hayes from 1978-81. During Pagac's 23-year tenure with the Buckeyes, he also served as linebackers coach (1982-95), defensive coordinator (1996-99) and assistant head coach (2000).

Seven first-team All-American linebackers played for Pagac at Ohio State, including Marcus Marek (1982), Pepper Johnson (1985), Chris Spielman (1987), Steve Tovar (1992), Mike Vrabel (1996), Andy Katzenmoyer (1997) and Na'il Diggs (1999). Spielman received the Lombardi Award in 1987 as college football's best front seven player and went on to earn four Pro Bowl selections in 12 NFL seasons.

During Pagac's four seasons as the Buckeyes' defensive coordinator from 1996-99, the program compiled a 38-11 overall record and won two Big Ten Conference titles. The school ranked in the nation's top three in scoring defense in each of Pagac's first three years leading the defense, allowing only 11.1 points per game during that stretch.

Pagac, who played tight end for the Buckeyes from 1971-73, signed with the Chicago Bears as a college free agent and appeared in 28 career NFL games with Chicago (1974) and Tampa Bay (1976).

Born on April 26, 1952, in Richesville, Pa., Pagac was inducted into the Washington-Greene Chapter of the Pennsylvania Sports Hall of Fame in 2016. Pagac and his wife, Bernie, have a daughter, Jennifer, and a son, Fred Jr., who played linebacker at Ohio State and with NFL Europe's Frankfort Galaxy. Pagac also has five grandchildren: Izzy, Ally, A.J., Landon and Braden.

**PRO BOWL PLAYERS COACHED (5):** DE Jared Allen (2011), LB Chad Greenway (2011-12), LB E.J. Henderson (2010), LB Von Miller (2015), LB DeMarcus Ware (2015).

### COACHING EXPERIENCE

*15th NFL Season (2nd with Broncos)*

<b>Denver Broncos</b>	
Outside Linebackers	.....2015-16
<b>Buffalo Bills</b>	
Linebackers	.....2014
<b>Minnesota Vikings</b>	
Linebackers	.....2012-13
Defensive Coordinator	.....2011
Linebackers	.....2006-10
<b>Kansas City Chiefs</b>	
Linebackers	.....2004-05
<b>Oakland Raiders</b>	
Linebackers	.....2001-03
<b>Ohio State University</b>	
Assistant Head Coach	.....2000
Defensive Coordinator	.....1996-99
Linebackers	.....1982-95
Graduate Assistant	.....1978-81



## BRIAN PARIANI

### TIGHT ENDS

Brian Pariani enters his second season as tight ends coach on Broncos Head Coach Gary Kubiak's staff in 2016. An NFL tight ends coach for 20 seasons, Pariani previously coached the position with Denver from 1995-2004.

Denver's win in Super Bowl 50 represented Pariani's fourth World Championship during his 25 seasons coaching in the NFL. During that time, he has been a part of some of the most prolific and balanced offenses in the league. His teams have finished in the Top 5 in total offense on 15 occasions, ranking fifth or higher in passing offense (9 times) and rushing offense (11 times) in 20 of those seasons.

His tight ends have contributed to teams that have posted five different 4,000-yard passing seasons and 10 total 2,000-yard rushing campaigns during his 20 years coaching that unit.

In his first season back with the Broncos in 2015, Pariani oversaw a tight ends group that combined for 78 receptions for 891 yards (11.4 avg.) with four touchdowns. Despite losing promising rookie Jeff Heuerman to injury prior to the season, veteran Owen Daniels and midseason acquisition Vernon Davis steadied the position along with Broncos regular Virgil Green.

Denver's passing and running outputs improved steadily throughout Denver's championship season with the help of the team's tight ends. Daniels was particularly effective in the possession, catching a pair of touchdowns in Denver's win against New England in the AFC Championship Game.

Pariani coached Baltimore's tight ends in Broncos Head Coach Gary Kubiak's offense in 2014, instructing a group that combined for 76 catches for 800 yards (10.5 avg.) with five touchdowns. The unit overcame the loss of Dennis Pitta to an early-season injury and was led by newcomer Owen Daniels, who ranked third on the club with 48 receptions for 527 yards (11.0 avg.) with four touchdowns.

Before his arrival in Baltimore, Pariani coached tight ends for the Texans during Gary Kubiak's entire eight-year tenure as head coach. During that time, Houston's offense produced the fourth-most receiving yards (8,003) in the NFL at the tight end position while ranking fifth in the league in both catches (682) and receiving touchdowns (58) by that position group.

Houston's tight ends were an integral part of one of the league's most balanced offensive attacks from 2008-12, as the Texans were one of just two teams to have their total offense, passing offense and rushing offense each rank in the Top 5 at least once during that span.

Under Pariani, Daniels developed into one of the league's premier tight ends in his first seven seasons with Houston, earning two Pro Bowl selections (2008, '12) and totaling 385 receptions for 4,617 yards (12.0 avg.) with 29 touchdowns—second only to wide receiver Andre Johnson's on the franchise's all-time receiving list in those categories.

In 2012, Daniels (62 rec.) combined with tight ends James Casey (34 rec.) and Garrett Graham (28 rec.) to give the unit a combined 124 catches to set a team single-season record for that position group. Daniels earned his second Pro Bowl selection that year as the Texans finished with the most wins (12) in club history and advanced to the AFC Divisional Playoffs.

Daniels' first Pro Bowl invite came after the 2008 season in which he totaled career highs in receptions (70) and yards (862) as the second-leading receiver for the Texans' fourth-ranked passing offense (266.7 ypg).

Pariani was hired at the Texans' tight ends coach in 2006 and was immediately tasked with developing Daniels during his rookie campaign. The fourth-round selection was named to the NFL All-Rookie Team after leading all first-year tight ends with 34 catches for 352 yards (10.4 avg.) with five touchdowns.

Prior to spending the 2005 season as offensive coordinator at Syracuse University, Pariani coached Denver's tight ends for 10 years (1995-2004).

During his decade-long stretch with Denver, where he was a member of the club's 1997 and '98 Super Bowl Championship teams, Pariani's tight ends combined for the most receptions (864) and

### COACHING EXPERIENCE

26th NFL Season (12th with Broncos)

#### Denver Broncos

Tight Ends ..... 2015-16

#### Baltimore Ravens

Tight Ends ..... 2014

#### Houston Texans

Tight Ends ..... 2006-13

#### Syracuse University

Offensive Coordinator ..... 2005

#### Denver Broncos

Tight Ends ..... 1995-2004

#### San Francisco 49ers

Offensive Coaches Assistant ..... 1991-94

Scouting Assistant ..... 1990

#### UCLA

Offensive Graduate Assistant ..... 1989



yards (10,007) in the league among their position group in addition to ranking second in the NFL with 75 touchdown catches.

The unit also was instrumental in assisting Denver's elite rushing attack that produced an NFL-best 140.5 yards per game from 1995-2004. Five different Broncos running backs topped the 1,000-yard mark during that stretch, including Terrell Davis, who posted just the fourth 2,000-yard rushing season (2,008 yds.) in league history in 1998 and was named the NFL's Most Valuable Player.

Pro Football Hall of Fame tight end Shannon Sharpe was named to four consecutive Pro Bowls (1995-98) and three straight All-Pro teams (1996-98) by the Associated Press and posted two of his three career 1,000-yard receiving seasons (1996, '97) under Pariani. Tight end Dwayne Carswell combined for 83 receptions for 794 yards with seven touchdowns during Sharpe's two-year hiatus (2000-01) to play for the Ravens and was rewarded with his first career Pro Bowl selection in 2001.

Pariani entered the NFL as a scouting assistant with San Francisco in 1990 and spent three additional seasons (1991-94) with the 49ers as an offensive assistant. He earned his first career Super Bowl ring as a member of the 1994 team that established franchise records for points (505) and touchdowns (62).

A political science major at UCLA, Pariani began his coaching career as a graduate assistant for his alma mater in 1989 under Head Coach Terry Donahue.

He was a three-sport athlete (football, basketball and baseball) at Marin Catholic High School in Kentfield, Calif., and was born on July 2, 1965 in San Francisco. Pariani and his wife, Stephanie, have two daughters, Jessica and Gianna.

**PRO BOWL PLAYERS COACHED (3):** TE Dwayne Carswell (2001), TE Owen Daniels (2008, '12), TE Shannon Sharpe (1995-98).



## LUKE RICHESON

### STRENGTH & CONDITIONING

Luke Richesson enters his eighth NFL season and fifth year as the Denver Broncos' strength and conditioning coach in 2016. He was named to his current position on Feb. 15, 2012.

Named the NFL's 2013 Strength and Conditioning Coach of the Year by Samson Equipment and American Football Monthly, Richesson is responsible for directing the club's year-round strength and conditioning program.

He came to Denver in 2012 from Jacksonville, where he served as the head strength and conditioning coach for the Jaguars for three seasons (2009-11). Prior to his tenure in Jacksonville, he served as the performance team director at Athletes' Performance in Tempe, Ariz., from 2001-08, implementing programs to help elite college football prospects prepare for the NFL Combine as well as assisting NFL veterans in their training during the offseason.

In his eight years with Athletes' Performance, Richesson trained 52 first-round selections, including four No. 1 overall picks, and more than 250 draftees overall.

Using adaptive training regimens for all types of athletes, including former UFC Heavyweight and WBC Light Heavyweight champions, he regularly applies mixed martial arts and other modern workout techniques in his specialized programs.

Richesson began his career in 1997 at his alma mater, the University of Kansas, following four seasons playing safety for the Jayhawks and earning his bachelor's degree in exercise science. He went on to pursue graduate coursework and spent time on the coaching staffs at the University of Wyoming (1998) and Arizona State University (1999-2000).

He is married to Anita Nall-Richesson, who was a gold-medal winner in swimming at the 1992 Olympic Games in Barcelona and was inducted into the International Swimming Hall of Fame in 2008. The couple has a son, Luther (13), and a daughter, Sunny (11). Richesson was born on April 29, 1974, in Kansas City, Mo.

### COACHING EXPERIENCE

*8th NFL Season (5th with Broncos)*

#### Denver Broncos

Strength and Conditioning .....2012-16

#### Jacksonville Jaguars

Strength and Conditioning .....2009-11

#### Athletes' Performance (Tempe, Ariz.)

Performance Team Director .....2001-08

#### Arizona State University

Strength & Conditioning Graduate Asst...1999-2000

#### University of Wyoming

Strength & Conditioning Graduate Asst...1998

#### University of Kansas

Strength & Conditioning Intern.....1997



## ERIC STUTESVILLE

### RUNNING BACKS

Eric Stutesville is in his seventh season as running backs coach for the Denver Broncos in 2016 after he was hired by the club on Jan. 23, 2010.

Stutesville is in his 16th season coaching running backs in the NFL and 20th overall year in the league.

He spent six seasons (2004-09) coaching running backs in Buffalo following a three-year stint (2001-03) in that capacity with the New York Giants. Stutesville's NFL coaching career began in 1997 with Chicago following six years working at the collegiate level.

He has coached three Pro Bowl selections during his 15 seasons as an NFL running backs coach: Marshawn Lynch (2008), Willis McGahee (2011) and C.J. Anderson (2014). During that time, Stutesville has guided five individuals to a total of nine 1,000-yard rushing seasons with McGahee (3), Tiki Barber (2), Lynch (2), Knowshon Moreno (1) and Fred Jackson (1) reaching the mark. His running backs have registered 56 individual 100-yard rushing efforts—a total that includes 24 by McGahee and 12 by Barber.

Stutesville helped a Broncos ground attack in 2015 that improved drastically through the course of Denver's championship season. After ranking 29th in the NFL in rushing (86.0 ypg) through the first 10 weeks of the season, the Broncos improved their rushing totals by nearly 50 yards per game during the last seven weeks to rank seventh in the league (135.1 ypg) during that span.

Ronnie Hillman (4) and Anderson (2) combined for six individual 100-yard rushing games to tie for the third-most 100-yard efforts by an NFL team in 2015. The duo was particularly effecting late in games as they each totaled 228 rushing yards in the fourth quarter to tie for the seventh-highest totals in the NFL.

Anderson led all NFL backs in rushing attempts (54) and rushing yards (234) during the 2015 postseason, including a 23-carry, 90-yard effort in Super Bowl 50 against Carolina in which he helped seal the win with a 2-yard touchdown run in the fourth quarter.

In 2014, Stutesville coached a running back group that helped the club transition to an effectively balanced offensive unit during the second half of the season. After ranking 27th in the NFL in rushing (89.9 ypg) through Week 11, Denver's emphasis on the ground game produced 147.7 yards per contest during the final six weeks of the season to rank sixth in the league during that span.

Anderson, who didn't make his first career start until Week 11 in 2014, led the NFL with 709 yards from scrimmage (472 rush / 237 rec.) during the month of November and tied for the league lead in touchdowns (7) in December. The second-year player became just the fifth undrafted running back in NFL history to earn a Pro Bowl selection.

In 2013, Stutesville's running back group contributed to Denver's NFL-record scoring offense (606 pts.). Moreno became the first player in Broncos history to post 1,000 yards rushing (1,038) and 500 yards receiving (548) while ranking second on the club with 13 total touchdowns. Rookie Montee Ball finished second on the team with 559 yards and four touchdowns on the ground in addition to leading the NFL with a 6.6-yard rushing average during the last five weeks of the regular season.

Denver's running backs in 2012 battled through injuries and youth to provide an effective force for Denver's fourth-ranked offense. McGahee totaled 731 rushing yards and four touchdowns on 167 carries (4.4 avg.) in 10 games before being placed on injured reserve with a knee injury. After eight weeks as a gamewid inactive, Moreno took over as the starter and ranked sixth in the NFL in rushing (85.0 ypg) over the final six weeks of the regular season and finished the year with 138 rushes for 525 yards (3.8 avg.) and four scores.

Hillman, the NFL's youngest player during the 2012 campaign, contributed 330 yards and a touchdown on 85 carries (3.9 avg.), while running back Lance Ball (158 yds., TD) and fullback Jacob Hester (81 yds., 2 TDs) provided depth and production for the unit.

The Broncos' stable of running backs in 2011 led the way for the NFL's top rushing attack as the club set a team record averaging 164.5 yards per game on the ground. McGahee, who signed with Denver as a free agent after spending time with Stutesville in Buffalo, tied for the NFL lead with

### COACHING EXPERIENCE

*20th NFL Season (7th with Broncos)*

#### Denver Broncos

Running Backs ..... 2010-16  
Interim Head Coach. . . . 2010 (Weeks 14-17)

#### Buffalo Bills

Running Game Coord./RBs. . . . . 2008-09  
Running Backs ..... 2004-07

#### New York Giants

Running Backs ..... 2001-03

#### Chicago Bears

Offensive Quality Control. . . . . 1997-2000

#### Kent State University

Secondary ..... 1995-96

#### Wingate University

Secondary ..... 1994

#### University of North Carolina

Video Assistant ..... 1992-93

#### University of Arizona

Graduate Assistant ..... 1991

seven 100-yard rushing games. With his 1,199 rushing yards on the year, he joined Ricky Watters as the only players in NFL history to rush for 1,000 yards in a season with three different teams.

In his first season with Denver in 2010, Stutesville helped Moreno become the fifth player in franchise history to record 1,000 yards from scrimmage in each of his first two NFL seasons. He was named the team's fourth interim head coach and 13th head coach overall in team history on Dec. 6, 2010, serving the last four weeks of the season in that capacity and earning his first win as an NFL head coach vs. Houston on Dec. 26, 2010.

With the Bills, Stutesville had a 1,000-yard rusher in five of his six seasons, including one during each of the last three years, and coached Lynch to a Pro Bowl selection in 2008. Both McGahee (2004-05) and Lynch (2007-08) cleared the 1,000-yard mark in each of their first two seasons, with McGahee's 2,375 yards marking a team record for a player's first two years and ranking 16th in league annals for that category.

Stutesville was promoted to running game coordinator in 2008, a year that saw Lynch become the first Buffalo running back in five years to earn a Pro Bowl nomination after totaling his second consecutive 1,000-yard effort. Lynch (1,036 yds.) and Jackson (500 yds.) formed one of the top rushing duos in the NFL that year, and the two also combined for 84 receptions that led league rushing tandems.

In 2007, Stutesville oversaw Lynch's adjustment to the NFL and helped the 12th overall pick lead AFC rookies in rushing with 1,115 yards. Lynch averaged 85.7 rushing yards per game to rank seventh overall in the NFL (min. 10 GP) and led the league in rushing attempts per game (21.5).

Stutesville joined the Bills as running backs coach in 2004 and instructed McGahee in his first year, helping the 23rd overall pick become the fourth rookie in team history to reach 1,000 rushing yards (1,128) and tie a club rookie record with 13 rushing touchdowns. McGahee rushed for at least 100 yards in his first three starts, becoming only the third back since the 1970 NFL merger to accomplish that feat.

From 2001-03, Stutesville coached the Giants' running backs and helped Barber post two 1,000-yard rushing efforts while ranking seventh in the league in yards per rush (4.6) and ninth in rushing yards (3,468). Barber also led all NFC running backs (3rd in NFL) with 210 receptions and placed fifth in the league with 5,103 yards from scrimmage during that three-year period.

Stutesville began his NFL career with the Bears, working with the club during its 1996 training camp as part of the NFL minority coaching fellowship and spending 1997-2000 in Chicago handling offensive quality control duties.

Before moving into the NFL coaching ranks, Stutesville was the secondary coach at Kent State University (1995-96) and Wingate University (1994). He worked at the University of North Carolina as a video assistant from 1992-93 after serving as a graduate assistant in 1991 at the University of Arizona, where he earned a master's degree in exercise physiology.

A defensive back at the University of Wisconsin-Whitewater, Stutesville graduated from the school with a bachelor's degree in physical education. Born May 29, 1967, in Madison, Wis., Stutesville is married to Staci, and the couple has a daughter, Sydni, and a son, Eric Jr.

**PRO BOWL PLAYERS COACHED (3):** RB C.J. Anderson (2014), RB Marshawn Lynch (2008), RB Willis McGahee (2011).



## TYKE TOLBERT

### WIDE RECEIVERS

Tyke Tolbert is in his sixth year with the Denver Broncos coaching the wide receivers in 2016—a position he has instructed with three previous teams since joining the NFL ranks in 2003. He is entering his 14th NFL season and was named to his current position on Jan. 17, 2011.

Before joining the Broncos, Tolbert spent the 2010 season coaching in Carolina, preceded by six seasons with Buffalo (2004-09) and one year with Arizona (2003).

Under Tolbert's guidance, Broncos three-time Pro Bowl wide receiver Demaryius Thomas has posted at least 90 receptions and 1,300 receiving yards in each of the last four seasons to join Pro Football Hall of Famers Jerry Rice and Marvin Harrison as the only players in history to reach those marks in four consecutive years. Tolbert has also been instrumental in the continued development of Emmanuel Sanders, who after signing with the Broncos in 2014 made his first Pro Bowl and produced the first two 1,000-yard receiving seasons of his career.

Thomas (1,304 yds.) and Sanders (1,135 yds.) each topped 1,000 receiving yards for the second consecutive year in 2015 despite the Broncos using multiple starters at quarterback. Denver's receiving group, which also prominently featured veteran Jordan Norwood (22 rec., 207 yds.) and first-

year wideout Bennie Fowler (16 rec., 203 yds.), helped the Broncos' passing attack improve from 27th (Wk. 1) to 14th (Wk. 17) during the course of its championship season.

In 2014, Tolbert coached the NFL's top wide receiver tandem with Thomas (111-1,619, 11 TD) and Sanders (101-1,404, 9 TD) combining for the most receptions (212) and receiving yards (3,023) by a league duo.

Thomas' 1,619 receiving yards set a franchise single-season record as the fifth-year player earned his third career Pro Bowl selection and joined Jerry Rice and Marvin Harrison as the only receivers in NFL history with three consecutive 1,400-yard, 10-touchdown seasons. Thomas' 2014 campaign included a team-record seven consecutive 100-yard receiving games and a 226-yard output against Arizona in Week 5 that represented the highest single-game total in club annals.

Sanders was named to his first Pro Bowl in 2014 after posting the fourth-most receiving yards (1,404) and fifth-most catches (101) in league history by a player in his first year with a new team.

In 2013, Tolbert coached a unit that produced three players with 10-plus touchdowns (Thomas – 14; Eric Decker – 11; Wes Welker – 10) along with two 1,000-yard performers (Thomas – 1,430; Decker – 1,288) as Denver's offense set the NFL's single-season scoring record (606 pts.).

Thomas, whose 14 receiving scores in 2013 tied a franchise record, earned his second career Pro Bowl honor and was named a second-team All-Pro selection by the Associated Press. Thomas and Decker became just the second pair of teammates (Cris Carter/Randy Moss, Min. – 1998-99) to post 1,000 yards and 10 touchdowns each in consecutive seasons. Welker set a career high with 10 touchdowns, including at least one in an NFL-record six straight games to begin a season with a new team.

Denver's 2012 wide receiver group helped Denver's fifth-ranked passing offense score 30 or more points in a team-record 11 games. Third-year wideouts Decker and Thomas became the youngest tandem in NFL history to record 1,000 yards and 10 touchdowns each in a season, while veteran Brandon Stokley became one of 10 players in league annals to post 40 receptions and five touchdowns after the age of 36.

Teaming with quarterback Peyton Manning, Thomas earned his first career Pro Bowl selection after finishing fourth in the NFL with 1,434 yards and 10 touchdowns on 94 receptions (15.3 avg.), while Decker posted 85 receptions for 1,064 yards (12.5 avg.) and an AFC-best 13 touchdowns. The young wideouts also tied for first in the AFC with four receiving scores apiece on third down.

Thomas and Decker emerged as solid targets under Tolbert's instruction in 2011, combining for 76 receptions for 1,163 yards (15.3 avg.) with 12 touchdowns in Denver's run-heavy offense led by quarterback Tim Tebow. Fourth-year wideouts Eddie Royal and Matthew Willis also provided steady production after a trade in Week 6 that sent Pro Bowl wide receiver Brandon Lloyd to St. Louis.

In Buffalo, Tolbert helped wide receiver Lee Evans become one of the most productive receivers in Bills history. Evans led all NFL rookies in 2004 with nine touchdown receptions and a 17.6-yard average per catch. After finishing second in the NFL with seven receptions for 40-plus yards in 2005, Evans continued to improve under Tolbert in 2006, amassing a team-record 265 yards receiving on 11 catches with two touchdowns against Houston in Week 11.

Under Tolbert's tutelage with the Cardinals in 2003, Anquan Boldin earned Offensive Rookie of the Year honors and was the only rookie to make the Pro Bowl that season. He set an NFL-rookie record with 101 catches for 1,377 yards — the second most by a rookie in league history.

Tolbert gained his first professional coaching experience by participating in the NFL's Minority Internship Program with the Detroit Lions during training camp in 1997 and again with the Cardinals during training camp in 2001.

A veteran of eight seasons at the collegiate level before joining the NFL ranks, Tolbert began his coaching career as a graduate assistant at Louisiana State in the spring of 1994 and Northeast Louisiana in the fall of 1994. He moved on to coach wide receivers at Ohio in the spring of 1995, before returning to Northeast Louisiana in the fall of 1995, where he tutored the team's tight ends for three seasons.

After coaching tight ends at Auburn in 1998, Tolbert spent the next three years (1999-2001) as the wide receivers coach/recruiting coordinator at Louisiana-Lafayette. He served as the tight ends coach/

## COACHING EXPERIENCE

14th NFL Season (6th with Broncos)

<b>Denver Broncos</b>	
Wide Receivers .....	2011-16
<b>Carolina Panthers</b>	
Wide Receivers .....	2010
<b>Buffalo Bills</b>	
Wide Receivers .....	2004-09
<b>Arizona Cardinals</b>	
Wide Receivers .....	2003
<b>University of Florida</b>	
Tight Ends/Recruiting Coordinator .....	2002
<b>University of Louisiana-Lafayette</b>	
Wide Receivers/Recruiting Coordinator ..	1999-2001
<b>Auburn University</b>	
Tight Ends .....	1998
<b>Northeast Louisiana University</b>	
Tight Ends .....	1995-97
<b>Ohio University</b>	
Wide Receivers .....	1995 (Spring)
<b>Northeast Louisiana University</b>	
Graduate Assistant .....	1994
<b>Louisiana State University</b>	
Graduate Assistant .....	1994 (Spring)

recruiting coordinator at Florida in 2002, before making the jump to the NFL the following season. Tolbert was a three-year letterman at LSU, where he played wide receiver. A native of Conroe, Texas, he graduated from LSU with bachelor's and master's degrees. He and his wife, Linda, have two daughters, Morgan and Madison.

**PRO BOWL PLAYERS COACHED (3):** WR Anquan Boldin (2003), WR Emmanuel Sanders (2014), WR Demaryius Thomas (2012-14).



## JOE WOODS

### DEFENSIVE BACKS

Joe Woods is in his second year as defensive backs coach for the Denver Broncos after being hired by the team on Feb. 9, 2015.

A coaching veteran of 24 years, Woods has instructed defensive backs in the NFL during the last 12 seasons with Tampa Bay (2004-05), Minnesota

(2006-13), Oakland (2014) and Denver (2015).

Coaching the Broncos' secondary in 2015, Woods led a unit that finished first in the NFL against the pass (199.6 ypg). Featuring a pair of Pro Bowl cornerbacks—Chris Harris Jr. and Aqib Talib—Denver's defensive backfield accounted for 11 interceptions 56 passes defended, nine forced fumbles and four touchdowns.

The Broncos posted three interceptions against just one passing touchdown allowed during Denver's championship run that ended with a victory in Super Bowl 50.

Woods coached the Raiders' defensive backs in 2014, working with veteran safety Charles Woodson, who led the team with 160 tackles (105 solo) and four interceptions (35 yds.) in his 17th NFL season. He also tutored D.J. Hayden as the second-year cornerback made considerable progress from his rookie season while starting 8-of-10 games played for Oakland.

Before joining the Raiders, Woods spent eight seasons coaching defensive backs in Minnesota. The Vikings finished among the NFL's top 10 defenses in four of his first five years with the club, capturing back-to-back NFC North Division titles from 2008-09 and making an NFC Championship Game appearance following the 2009 season.

In 2013, Woods was instrumental in the development of first-round cornerback Xavier Rhodes, who appeared in 13 games (6 starts) for the club and set a Vikings rookie record with 23 passes defended.

Cornerback Antoine Winfield earned all three of his career Pro Bowl selections (2008-10) playing for Woods, recording 14 interceptions and 58 passes defended in his six years with the Vikings.

Woods was brought to Minnesota in 2006 along with Defensive Coordinator Mike Tomlin, who worked side-by-side with him as a secondary coach in Tampa Bay from 2004-05. In his initial season with the Vikings, Woods helped develop a trio of rookies, including cornerback Cedric Griffin (2nd Round; No. 48 overall), the club's highest-drafted defensive back in 11 years.

During his first two NFL seasons with Tampa Bay, Woods helped coach a talented secondary led by cornerbacks Ronde Barber and Brian Kelly. Barber, an NFL 2000s All-Decade performer, earned first-team All-Pro recognition from the Associated Press following each of his two seasons playing for Woods.

In 2005, the Buccaneers boasted the NFL's top defensive unit (277.8 ypg)—including the league's sixth-ranked pass defense (183.1 ypg)—while finishing 11-5 and capturing the NFC South Division title. Barber set a team single-season record for most tackles (120) by a cornerback and led the club with five interceptions.

Tampa Bay ranked first in the NFL in pass defense (161.2 ypg) in Woods' initial season with the club in 2004 and limited opposing quarterbacks to a 77.2 passer rating. Barber was selected to his second career Pro Bowl after finishing the season as one of just four NFL cornerbacks to record at least three interceptions and three sacks.

Before joining the Bucs, Woods was the defensive backs coach for three seasons (2001-03) at Western Michigan University. He coached the same position with Hofstra University from 1998-2000, helping the school make consecutive trips to the 1-AA playoff quarterfinals.

### COACHING EXPERIENCE

13th NFL Season (2nd with Broncos)

<b>Denver Broncos</b>	
Defensive Backs	2015-16
<b>Oakland Raiders</b>	
Defensive Backs	2014
<b>Minnesota Vikings</b>	
Defensive Backs	2006-13
<b>Tampa Bay Buccaneers</b>	
Defensive Backs	2004-05
<b>Western Michigan University</b>	
Defensive Backs	2001-03
<b>Hofstra University</b>	
Defensive Backs	1998-2000
<b>Kent State University</b>	
Defensive Backs	1997
<b>Grand Valley State University</b>	
Defensive Backs	1994-96
<b>Northwestern State University</b>	
Linebackers	1994 (Spring)
<b>Eastern Michigan University</b>	
Graduate Assistant	1993
<b>Muskingum College</b>	
Defensive Backs	1992



Woods also served as defensive backs coach at Kent State University (1997) and Grand Valley State University (1994-96) following a stint coaching linebackers during the spring of 1994 at Northwestern State University.

He began his coaching career as a defensive backs coach at Muskingum College in 1992 and moved on to become a graduate assistant coach at Eastern Michigan University in 1993.

Woods lettered four times as a cornerback and safety during his collegiate career at Illinois State University, graduating from the school in 1992 with a degree in criminal justice. He was team captain as a senior in 1991 and went on to earn first-team All-Gateway Conference honors following his final season.

Born on June 25, 1970, in North Vandergrift, Va., Woods and his wife, Ellen, have two daughters, Brianna and Danari, and a son, Geno.

**PRO BOWL PLAYERS COACHED (5):** CB Ronde Barber (2004-05), CB Chris Harris Jr. (2015), S Darren Sharper (2007), CB Aqib Talib (2015), CB Antoine Winfield (2008-10).

## PLAYER PERSONNEL / FOOTBALL OPERATIONS



**MATT RUSSELL**

### DIRECTOR OF PLAYER PERSONNEL

Matt Russell begins his fifth season as director of player personnel for the Broncos in 2016 after spending the previous three seasons as the club's director of college scouting. He was named to his current position on Jan. 17, 2012.

As director of player personnel, Russell is responsible for overseeing the day-to-day operations of the pro personnel and college scouting departments.

A former All-American and Butkus Award winner at the University of Colorado, Russell, 43, joined the Broncos after scouting for seven seasons in the NFL with Philadelphia (2006-08) and New England (2001, '03-05).

Since his ascension to director of player personnel in 2012, the Broncos overhauled the majority of their roster, developing depth and competition through free agency and the draft. Denver posted the most regular-season wins (50) in the NFL from 2012-15, while capturing four AFC West Division titles, two AFC Championships and a victory in Super Bowl 50.

With Russell leading the club's scouting efforts from 2009-11, the Broncos acquired 25 players through the draft and college free agency that ended Denver's 2011 AFC West Championship season on the active/reserve rosters.

Russell spent the 2008 season as the national scout for the Eagles after scouting the Western region for the club from 2006-07. Philadelphia earned playoff berths during two of Russell's three seasons on its staff, advancing to the NFC Championship Game in 2008.

Hired by the Patriots as a pro scout in December 2000, Russell served in that capacity for the club during its Super Bowl XXXVI-winning season in 2001 and worked as an area scout for the team from 2003-05. New England won consecutive Super Bowls (XXXVIII in 2003 and XXXIX in '04) with Russell on staff during that time, and its 45-11 (.804) overall record from 2003-05 was the best mark in the NFL.

A four-year starter at Colorado from 1993-96, Russell finished his collegiate career ranked first in school history in unassisted tackles (282) and second in total tackles (446). He received all-conference honors during each of his final two seasons with the Buffaloes, including a senior campaign in which he was a consensus first-team All-American and received the Butkus Award after posting a career-high 137 tackles. He was selected as a member CU's Athletic Hall of Fame Class of 2012.

Selected by Detroit in the fourth round (130th overall) of the 1997 NFL Draft, Russell earned all-rookie honors before knee injuries forced him to retire in 2000. He spent the 2000 season as a graduate assistant coach for Colorado, helping to instruct the Buffaloes' linebackers, before beginning his scouting career.

Russell lived in Germany, England and various parts of the United States as a child. He attended Belleville East High School in Belleville, Ill., and was born on July 5, 1973, in Tokyo, Japan.



## TOM HECKERT

### DIRECTOR OF PRO PERSONNEL

Tom Heckert begins his 26th NFL season in 2016 and his fourth year with the Broncos as their director of pro personnel. He was hired by the club on May 7, 2013.

His responsibilities managing the pro personnel department for the Broncos include scouting current NFL players and overseeing the advance scouting for the club's upcoming opponents.

During his 25-year NFL career, Heckert, 48, has been a part of 17 post-season campaigns, 11 division titles, eight conference championship games, three Super Bowl appearances and one World Championship.

In Heckert's three seasons with the Broncos, the team signed five players through free agency that have since made the Pro Bowl. Nearly half (23-of-53) of the players on Denver's 2015 squad that captured Super Bowl 50 were veterans acquired by the Broncos from other NFL teams during Heckert's tenure.

Before arriving in Denver, Heckert led an NFL personnel department for 12 seasons in Philadelphia and Cleveland. The two franchises combined to draft 12 Pro Bowl players during that time.

He most recently served as general manager of the Cleveland Browns from 2010-12. Before joining the Browns, Heckert spent nine seasons with Philadelphia, including his final four years (2006-09) with the club as its general manager. Three of those seasons (2006-08) were spent working with Broncos Director of Player Personnel Matt Russell, who was a college scout for the Eagles during that time.

Heckert was originally hired by Philadelphia as director of player personnel in 2001 before being promoted to vice president of player personnel in 2003.

He started his NFL career with the Miami Dolphins working as a pro and college scout from 1991-98 before his ascension to assistant director of pro personnel/college scout in 1999 and director of pro personnel in 2000.

Heckert has previously served on the NFL's College Advisory Committee, which advises college football juniors on their draft status, as well as the league's General Managers Advisory Committee, which consults Commissioner Roger Goodell and the NFL football operations department on key issues regarding player development, scouting and technology.

A graduate of Hillsdale (Mich.) College, where he played defensive back, Heckert started his football career as an assistant coach for his alma mater for two seasons before breaking into the NFL ranks.

His father, Tom Sr., spent more than 20 years as an NFL player personnel executive, including stops in Cleveland, Tampa Bay and Miami before his retirement in 2007. Tom Heckert Jr. was born on July 17, 1967, in Youngstown, Ohio. He has two children: Griffin and Madison.



## ADAM PETERS

### DIRECTOR OF COLLEGE SCOUTING

Adam Peters is in his first season as director of college scouting for the Broncos and his eighth season overall with the franchise. He was the club's assistant director of college scouting from 2014-15 following three years as a national scout and two seasons scouting the Western region for the team.

In Peters' 13 NFL seasons, he has been part of three Super Bowls, five conference titles and 10 division crowns. In his first seven years with Denver, Peters helped the team acquire 27 players through the draft and college free agency that were members of the Super Bowl 50 championship roster.

He joined the Broncos after spending six seasons (2003-08) in the New England Patriots' personnel department, including his final three years with the club as an area scout. In 2005, he handled pro scouting duties for the Patriots.

Peters entered the NFL in 2003 as a scouting assistant with New England and was a member of its staff for consecutive Super Bowl wins (XXXVIII in 2003 and XXXIX in '04) with the club during that time. The Patriots' 45-11 (.804) overall record from 2003-05 was the best mark in the NFL.

Before joining the Patriots, Peters served as a football operations graduate assistant at UCLA in 2002 after playing defensive end for the Bruins from 1999-2001. He transferred to UCLA from West Valley Junior College in Saratoga, Calif., where he played tight end for two seasons (1997-98) and earned all-conference honors.

A native of Cupertino, Calif., Peters attended Monta Vista High School (Cupertino, Calif.) and was a two-sport standout in football and baseball during his prep career.



## MIKE SULLIVAN

### DIRECTOR OF FOOTBALL ADMINISTRATION

Mike Sullivan enters his fifth year with the Denver Broncos in 2016 as the organization's director of football administration. After spending more than 25 years negotiating contracts as a player agent, he was hired by the Broncos on Feb. 15, 2012.

Sullivan's responsibilities include directing the club's negotiating and structuring of all player contracts as well as managing the Broncos' salary cap and football budget.

He joined the Broncos after serving the previous 11 years as managing director of the football division for Octagon Worldwide. In that capacity, he helped grow Octagon into one of the top sports representation and marketing firms in the nation.

While leading Octagon's football division, he became regarded as one of the top contract negotiators in the business. An NFLPA Certified Contract Advisor, attorney and Certified Public Accountant, Sullivan is credited with the creation of a variety of player contract terms, including the guaranteed salary/option bonus structure, which is now commonplace in high-value player contracts.

Known for his progressive approach and creativity in the formation of player contracts, Sullivan began his career as an attorney in the early 1980s working with Leigh Steinberg. In that capacity, he helped negotiate several of the highest-valued contracts in the history of professional football.

He started his own firm and later partnered with Jeff Sperbeck to form Sullivan & Sperbeck, which was acquired by Octagon in 2000.

An All-American prep quarterback from Walnut Creek, Calif., Sullivan earned a scholarship to the University of Oregon before transferring to Villanova University as a junior. He received a bachelor's degree in accounting from Villanova and went on to earn his law degree from the school. He was born in Morristown, N.J.



## MARK THEWES

### DIRECTOR OF TEAM ADMINISTRATION

Mark Thewes enters his 14th season in the NFL in 2016 and his fifth year as the club's director of team administration. Originally hired by Denver on Jan. 12, 2009, as Assistant to the Head Coach, Thewes worked for the Cleveland Browns from 1999-2004 and spent four years with GMR Marketing in Charlotte, N.C., before he joined the Broncos.

Thewes serves as the liaison to the NFL office to ensure the club's compliance with the collective bargaining agreement, roster management and reporting, scheduling, officiating and discipline. He also works closely with

Director of Football Administration Mike Sullivan in player contract analysis, market research and overall football department budgeting and monitoring.

A native of Canton, Ohio, Thewes worked as an intern in the operations and marketing departments at the Pro Football Hall of Fame before joining the Browns as an intern for their re-entry into the NFL in 1999. He was hired full time by the Browns in 2000 and handled marketing/sponsorships for the club through 2004.

At GMR Marketing, Thewes was an account director in its sports marketing division. In that capacity, he worked with NFL, NCAA and NASCAR accounts.

A four-year starter on the baseball team at Miami (Ohio) University, Thewes received a bachelor's degree from the school before earning a master's degree in sports administration from Ohio University. He is a graduate of Canton McKinley Senior High School in Canton, Ohio.

Mark and his wife, Megan, have one son (Wade) and one daughter (Gwen).

### DID YOU KNOW?

The record for most years of service on the Broncos' coaching staff is 21, held by Mike Shanahan. He was an assistant with the Broncos from 1984-87 and from '89-91 before serving as head coach from 1995-2008.

Shanahan and Joe Collier are the only two individuals to coach at least 20 years for the Broncos. Collier served on Denver's coaching staff in several capacities for 20 seasons from 1969-88.



## RAY JACKSON

### DIRECTOR OF PLAYER DEVELOPMENT

Ray Jackson enters his second year as director of player development for the Denver Broncos and his 15th season overall working in the NFL. He was hired by the club on March 9, 2015.

Jackson spearheads the Broncos' off-the-field training and education for players through various club- and league-supported initiatives. He also facilitates several other support programs aimed at maximizing players' potential and ability to achieve their goals on and off the field.

Before arriving in Denver, Jackson spent 10 seasons (2005-14) as the director of player development for the Pittsburgh Steelers, where he implemented the organization's Career Transition Program and coordinated the Club Life Skills Seminar.

A cornerback for six NFL seasons with Buffalo (1996-98) and Cleveland (1999-2001), Jackson began his post-playing career as the player development coordinator for the Browns from 2002-04.

Before being selected by the Bills in the fifth round (156th overall) of the 1996 NFL Draft, Jackson played at Colorado State University, where he graduated as the program's all-time leader in career interceptions (20). As a senior in 1995, he was named First-Team All-Western Athletic Conference and was selected to the prestigious AFCA Good Works Team.

A graduate of Denver's Montbello High School, Jackson was born in East Chicago, Ind. Ray and his wife, Natalie, have five children: Pashay, Evan, Amaya, Alissa and Raymond Jr.



## MITCH TANNEY

### DIRECTOR OF FOOTBALL ANALYTICS

Mitch Tanney enters his second year as director of football analytics for the Denver Broncos after being hired by the club on March 6, 2015.

Tanney is responsible for developing methods to analyze data that supports evaluations and situational decisions made by the personnel staff and coaches.

Before working in a similar capacity with the Chicago Bears from 2013-14, Tanney served as manager of football products and sports analytics for STATS LLC, a leading sports technology, data and content company. Working primarily with NFL and college football programs, he managed the company's ICE platform, a system that aligns a team's analytical data and player records to scouting video.

A former quarterback at Monmouth College, Tanney was named the 2005 Midwest Conference Offensive Player of the Year as a senior in addition to finishing as runner-up for Division III National Player of the Year.

Tanney worked as an assistant coach at Monmouth from 2006-07 while continuing his playing career in various professional football leagues (AFL, AF2, IFL, Swedish SuperSeries) from 2006-09.

Tanney graduated from Monmouth Summa Cum Laude in 2006 with a Bachelor of Arts in Mathematics and Spanish. He received his MBA with distinction from the University of Iowa in 2011.

Mitch and his wife, Ashley, have a 2-year-old son, Micah.



## A.J. DURSO

### ASSISTANT DIRECTOR OF PRO PERSONNEL

A.J. Durso enters his fourth year with the Broncos and his second season as the club's assistant director of pro personnel in 2016. He originally joined the team as pro scouting coordinator in 2013.

In his current position, Durso assists Director of Pro Personnel Tom Heckert in the evaluation and acquisition of free agents and trades in addition to advance scouting and overseeing assignments of other professional football leagues. He coordinates player workouts and visits while also executing cross-check evaluations for the NFL Draft assigned by Director of Player Personnel Matt Russell.

Before coming to Denver, Durso spent three seasons in Cleveland as pro scout and five years in football operations with Seattle. After beginning his NFL career as an operations intern with the Seahawks in 2005, Durso served as football operations coordinator/assistant to Executive Vice President & Head Coach Mike Holmgren for three seasons (2006-08) and as an offensive assistant in 2009.

A graduate of SUNY Institute of Technology, where he was a member of the baseball team, Durso is married to Toby.



## JORDON DIZON

### PRO SCOUT

Jordon Dizon enters his second year with the Broncos as a Pro Scout in 2016. He was hired by the club on July 27, 2015.

Dizon evaluates pro prospects for the Broncos in addition to assisting with the production and presentation of advance scouting reports to coaching staffs.

A former linebacker, Dizon played 28 career games for the Detroit Lions after being selected by the club in the second round (45th overall) of the 2008 NFL Draft. He spent the 2010 season on injured reserve before retiring from professional football in 2011.

Dizon played collegiately at the University of Colorado, where he finished his career ranked fourth in school history with 440 tackles. He was named a consensus All-American following his senior season in 2007 to become the first CU linebacker to earn that distinction since Broncos Director of Player Personnel Matt Russell in 1996.

A native of Kauai, Hawai'i, Dizon was an all-state running back on the island's Waimea High School. Dizon and his wife, Chelsea, have two daughters, Mehana (3) and Mahea (1). He was born on Jan. 16, 1986.



## BRIAN STARK

### NATIONAL SCOUT

Brian Stark enters his fifth season with the Broncos and his first year as a national scout for the team in 2016. He worked as an area scout during his first four seasons in Denver, evaluating the Western region in 2015 and the West Coast from 2012-14.

Stark, 42, joined the Broncos after serving three seasons as the offensive coordinator/quarterbacks coach for Yale University (2009-11) and nine seasons in various coaching capacities at San Diego State (2000-08). During those 12 seasons, he personally recruited or coached 12 NFL Draft choices.

At Yale, he tutored quarterback Patrick Witt, who finished his career as the school's all-time passing leader and was invited to play in the inaugural NFLPA Collegiate Bowl in 2012.

Stark spent nine years at San Diego State, serving as tight ends coach (2008), director of football operations/recruiting coordinator (2006-07) and passing game coordinator/quarterbacks coach (2002-05). In his four seasons as quarterbacks coach for San Diego State, the Aztecs' signal-callers averaged nearly 3,100 yards and 18 passing touchdowns a year while setting 18 SDSU or MWC records.

Before joining San Diego State's staff, Stark spent the 2001 season as offensive program coordinator for the University of Washington, where he also assisted with the Huskies' recruiting efforts.

He began his professional career at his alma mater, the University of Colorado, where he was a student assistant/assistant recruiting coordinator from 1994-98.

Stark, a Fort Morgan, Colo., native, and his wife, Sarah, have two sons, Jackson and Alex.



## EUGENE ARMSTRONG

### SOUTHEAST AREA SCOUT

Eugene Armstrong enters his 10th season as a college scout with the Denver Broncos in 2016 and evaluates the Southeast area for the franchise.


Armstrong joined the Broncos after spending seven years (2000-06) working in the Houston Texans' personnel department, including his final three seasons with the club as a college scout evaluating the Southwest and Midwest regions.

Armstrong was hired by the Texans in 2000 as a scouting intern and was promoted to a college scouting assistant in 2002 for the franchise's inaugural season. In that capacity, he maintained the club's college database and reviewed prospect tapes while scouting the states of Texas, Louisiana and Oklahoma.

Armstrong earned a bachelor's degree in business administration from the University of Tulsa, where he played safety for the Golden Hurricanes.

Born on Jan. 15, 1977, Armstrong played football and baseball at Elsik High School in Houston, where he currently resides. Engaged to be married to Korya Carvin in December, Armstrong has a daughter, Shelbi.





## DAVE BRATTEN

### COLLEGE SCOUTING COORD. / AREA SCOUT

Dave Bratten is in his 18th season with the Denver Broncos' organization in 2016 and his 16th year in the college scouting department. He works as the Broncos' college scouting coordinator and also evaluates the Northeast area for the club.

The 42-year-old initially joined the Broncos in 1997 as a media relations intern.

He earned a master's degree in sports management from Georgia Southern University in 1998 and a bachelor's degree in English from Monmouth (Ill.) College in 1996. Bratten is a graduate of Arvada West High School in Arvada, Colo.

Dave, and his wife Kim, along with their daughter Sidney, reside in Lakewood, Colo.



## SCOTT DiSTEFANO

### MIDWEST AREA SCOUT

Scott DiStefano is in his 35th year with the Denver Broncos' personnel department in 2016 and scouts the Midwest area for the club.

He began his career with the Broncos scouting the Rocky Mountain and Southwest regions before shifting his focus to the Midwest in 1990. In addition to his scouting duties with the Broncos during the 1980s, DiStefano also assisted with the breakdown of film cutups for Assistant Head Coach Joe Collier.

DiStefano, 59, was a quarterback at Colorado State University from 1976-80. Although he had opportunities to play for the Hamilton Tiger-Cats and Edmonton Eskimos of the Canadian Football League, he opted to begin his coaching career as a graduate assistant at Colorado State in 1981. He served in that capacity for the year before coming to the Broncos in 1982.

A native of Alliance, Ohio, DiStefano was an all-conference quarterback in 1975 at Alliance High School, the same school that produced Pro Football Hall of Fame quarterback Len Dawson. Among the honors bestowed upon him was the 1974 Massillon (Ohio) JayCee's conference sportsmanship award, a prestigious honor from such a football-rich region of Ohio.



## KLEIN KUBIAK

### SOUTHWEST AREA SCOUT

Klein Kubiak enters his third year with the Broncos and first season as a Southwest area scout for the club in 2016.

Hired by the Broncos as a personnel intern in 2014, Kubiak served as a player personnel assistant in 2015, evaluating pro prospects, creating opponent scouting advance reports and scouting collegiately in the Colorado and Wyoming regions.

Before joining the Broncos' personnel department, Kubiak played collegiately at Rice University (2010-13), where he lettered four years as a wide receiver. Kubiak served as a salary cap intern with the Houston Texans in the summer of 2012 and as a finance intern with the McNair Group in Houston in the summer of 2013.

Kubiak earned all-district honors in football and baseball at Strake Jesuit High School in Houston. The son of Broncos Head Coach Gary Kubiak and younger brother of Offensive Assistant/Quarterbacks Klint Kubiak, Klein was born on July 1, 1991, in Houston.



## DARREN MOUGEY

### WESTERN REGIONAL SCOUT

Darren Mougey enters his fifth season with the Broncos in 2016 and his second year as an area scout. In his current role, he evaluates the Western region for the club.

Mougey scouted the Southeast area for Denver in 2015 while taking on additional duties assisting with the Broncos' pro personnel efforts. Originally hired by the Broncos as a personnel intern in 2012, Mougey worked as a personnel/scouting assistant in 2013 before expanding his role to serve as a scout for both the college and pro personnel departments in 2014.

Before coming to Denver, Mougey competed in training camps as a wide receiver with the Atlanta Falcons (2009) and Arizona Cardinals (2010). A four-year letterman and a team captain at San Diego State

University, he played wideout during his final two collegiate seasons after converting from quarterback.

A highly-touted quarterback prospect from Chaparral High School in Scottsdale, Ariz., Mougey graduated from San Diego State with a bachelor's degree in business. He was born on April 7, 1985.



## NICK SCHIRALLI

### ATLANTIC AREA SCOUT

Nick Schiralli enters his ninth season as a college scout for the Denver Broncos in 2016 and evaluates the Atlantic area for the franchise.

Schiralli joined the Broncos after spending two years (2006-07) as an offensive graduate assistant at the University of Florida, where he also was a four-year letterman as a wide receiver from 1996-99. He served in a variety of capacities with the Gators and was a part of their staff in 2006 that helped the team to a BCS national championship victory.

The 40-year-old spent four years working with the football program at the University of North Carolina from 2002-05. He was an offensive graduate assistant coach with the Tar Heels in 2005 after working as director of player personnel and special teams assistant from 2002-04.

Schiralli began his professional career in 2000 as the wide receiver coach at Cardinal Newman High School in West Palm Beach, Fla., before coaching wide receivers and special teams at Gainesville High School in Gainesville, Fla., in 2001.

As a wide receiver at Florida, Schiralli played 36 career games and was a two-time All-Southeastern Conference academic team selection. He was a member of the Gators' 1996 national championship squad as well as two SEC Championship teams and was named to the SEC's Good Works Team recognizing his efforts in the community.

Schiralli holds master's degrees in sports management and human performance/sports psychology from Florida. He also owns bachelor's degrees from Florida in telecommunications and public relations.

Nick and his wife, Jenny, have a son, Cale (9), and three daughters, Sawyer Mae (7), Scout Isabelle (5) and Fynley Belle (2).



## BRYAN CHESIN

### PLAYER PERSONNEL ASSISTANT

Bryan Chesin enters his third year with the Broncos and second season as a player personnel assistant for the team in 2016. He was originally hired by the club as a video/operations assistant in 2014.

Chesin's current duties include evaluating college and pro prospects and scouting the Mountain Region in addition to assisting with the operations and administrative efforts of the personnel department.

Prior to joining the Broncos, Chesin was a Producer Intern for NFL Films in Mount Laurel, N.J. He spent four seasons on the coaching staff at his alma mater Chaparral High School in Scottsdale, Ariz., winning three consecutive state championships (2009-11) and helping more than 20 players earn Division I scholarships.

A graduate of the University of Arizona, where he was a video coordinator for the football team, Chesin was born on March 19, 1986.



## LUTHER ELLISS

### TEAM CHAPLAIN

Luther Elliss enters his second season as Team Chaplain for the Broncos in 2016. He was hired by the club on July 27, 2015.

In his role with the team, Elliss provides pastoral and spiritual guidance to players, coaches and staff of all religious beliefs. He also assists Director of Player Development Ray Jackson with providing training and resources for life management skills.

A two-time Pro Bowl defensive lineman in the NFL, Elliss played nine years (1995-2003) with the Detroit Lions before a final season with the Broncos in 2004. After his retirement from playing, Elliss served as a transition coach for the NFL and spoke at the league's rookie symposiums.

Before joining the Broncos, Elliss lived in Salt Lake City, where he helped start a church and assisted with the University of Utah's football program.

Ellis and his wife, Rebecca, have 12 children. His oldest son, Kaden, is a linebacker at the University of Idaho and his eldest daughter, Olivia, plays basketball at Salt Lake Community College.

## DENVER BRONCOS ADMINISTRATION



### **RICH SLIVKA**

#### **GENERAL COUNSEL/EXEC. VICE PRESIDENT**

Rich Slivka enters his 17th year with the Broncos in 2016 and serves as general counsel and executive vice president for both the club and Stadium Management Company, which operates Sports Authority Field at Mile High.

Slivka is responsible for all legal functions of the Broncos in addition to overseeing the human resources, finance and information technology groups. His role with the team and SMC also includes managing sponsorship contracts, intellectual property claims and insurance matters.

He began working with Broncos Owner Pat Bowlen in 1987 and continued his involvement with him and the team until assuming a full-time counsel role with the team in 2000.

Slivka's career began as an attorney for the U.S. Department of Justice Tax Division in Washington D.C., where he spent five years (1969-73) before working as a lawyer with the U.S. Attorney's Office for the District of Colorado from 1974-76. He practiced private law in Denver beginning in 1976 with specialties involving corporate/business law, commercial litigation and arbitration, white collar criminal law, complex civil law and tax litigation. The legal Peer Review Rating has given him the highest possible rating in both legal ability and ethical standards.

A certified public accountant and a member of the Sports Lawyers Association, Slivka obtained his J.D. from George Washington University in 1969 and a bachelor's degree in business/accounting from Arizona State University in 1966.

Slivka currently sits on the board for Denver Broncos Charities, which has overseen the distribution of more than \$25 million to charitable groups in the Denver area since its inception in 1993.

He is an avid outdoorsman, having summited all 54 of Colorado's 14,000-foot peaks. Born in Bridgeport, Conn., Slivka and his wife, Terri, have two children.



### **MAC FREEMAN**

#### **SENIOR V.P. OF BUSINESS DEVELOPMENT**

Mac Freeman is his 16th season with the Broncos in 2016 and operates as the club's senior vice president of business development. In his current role, he is responsible for all revenue generation lines of business for the club.

With more than 20 years of experience in the sports and entertainment business, including involvement with every major professional sports league (NFL, MLB, NBA, NHL, MLS, MLL), Freeman holds expertise in the areas of marketing and sales, event booking and production, fiscal planning and

budgeting, and facility management.

After working as the general manager for the final three seasons at Mile High Stadium (1998-2000), Freeman joined the Broncos in 2001 as vice president of stadium operations, where he oversaw all operations of Sports Authority Field at Mile High and Stadium Management Company.

Prior to his time in Denver, he was the assistant general manager at Pittsburgh's Three Rivers Stadium and Mellon Arena. He also served as director of marketing at Mellon Arena, home of the Pittsburgh Penguins and the University of Pittsburgh basketball teams.

Freeman was the director of marketing at the Los Angeles Memorial Coliseum and Sports Arena, where he worked with the Los Angeles Raiders, Los Angeles Clippers and the University of Southern California football and basketball programs.

After graduating from Hampden-Sydney College in Virginia, he began his career in the late 1980s working at the Richmond Coliseum and Mosque Theater.

Freeman currently serves on several local boards, including Denver Broncos Charities, the Metro Denver Sports Commission and Denver Civic Ventures Inc., the public purpose board of the Downtown Denver Partnership. He also serves on the board of CityLax, an inner-city youth lacrosse program in Denver, and is a Trustee of the National Sports Center for the Disabled.

In addition to his role with the Broncos, Freeman is president of Edge Sports & Entertainment, a wholly-owned subsidiary of the club which oversees the operations of Major League Lacrosse's Denver Outlaws. The team, which was part of the league's 2006 western expansion, won the 2014 MLL Championship and has made the postseason in nine of its 10 years in existence.

Born in New York City, Freeman and his wife, Molly, have three children: Lily, James and Jack.

## EXECUTIVE STAFF



**Justin Webster**  
Chief Financial Officer



**Nancy Svoboda**  
Senior Vice President  
of Human Resources



**Keith Bishop**  
Vice President  
of Security



**Chip Conway**  
Vice President  
of Operations



**Brady Kellogg**  
Vice President of  
Corporate Partnerships



**Cindy Kellogg**  
Vice President of  
Community Development



**Dennis Moore**  
Vice President of  
Sales and Marketing



**Darren O'Donnell**  
Vice President of  
Business Development



**Patrick Smyth**  
Vice President of  
Public Relations



**Russ Trainor**  
Vice President of  
Information Technology

## ADMINISTRATIVE STAFF



**Veronica Ibarra**  
Executive Assistant  
to Bowen Family



**Lisa Williams**  
Exec. Asst. to Pres. & CEO  
and General Counsel



**Kathy Hatch**  
Exec. Asst. to E.V.P.  
of Football Ops./GM



**Kristi Nichols**  
Executive Assistant to  
Head Coach



**Pam Papsdorf**  
Executive Assistant  
to Player Personnel



**Sharon Erwin**  
Receptionist



**Sara Hoag**  
Receptionist

## MEDICAL STAFF



**Steve Antonopoulos**  
Head Athletic Trainer



**Vince Garcia**  
Assistant Athletic Trainer



**Dustin Little**  
Dir. of Rehabilitation/  
Asst. Athletic Trainer/DPT



**Michael Sundeen**  
Assistant Athletic Trainer



**Billy-Joe Voltaire**  
Assistant Athletic  
Trainer/DPT



## EQUIPMENT



**Chris Valenti**  
Equipment Manager



**Mike Harrington**  
Asst. Equipment Manager



**Jason Schell**  
Asst. Equipment Manager



**Kenny Chavez**  
Asst. Equipment Manager

## VIDEO OPERATIONS



**Steve Boxer**  
Video Director



**Gary McCune**  
Video Operations Manager



**Kirt Horiuchi**  
Video Assistant



**Chris Kirchner**  
Video Assistant



**Gresham Oliver**  
Video Assistant

## FOOTBALL INFORMATION SYSTEMS



**Tony Lazzaro**  
Director of Football  
Information Systems



**Karl Schreiner**  
Senior Applications  
Developer



**Erich Schubert**  
Senior Manager of  
Media Relations



**Rebecca Villanueva**  
Corporate Communications  
Manager



**Seth Medvin**  
Media Relations  
Coordinator

## MEDIA RELATIONS

## TEAM MEDIA



**Mike Bonner**  
Sr. Director of Event  
Presentation & Production



**Nick Young**  
Supervising Producer



**Austin Brink**  
Supervising Producer/  
Lead Camera Operator



**Phil Milani**  
Coordinating  
Producer/Reporter



**Matt Boyer**  
Coordinating  
Producer/Reporter



**Spencer Millard**  
Sr. Motion Graphics  
Designer/Video Editor



**Luis Miranda**  
Motion Graphics  
Designer/Producer



**Liz Coates**  
Game Entertainment  
Manager



## DIGITAL MEDIA



**Ben Hunt**  
Director of  
Digital Media



**Andrew Mason**  
Senior Digital  
Reporter



**Ben Swanson**  
Associate Editor,  
DenverBroncos.com



**Tioni Taylor**  
Digital Media  
Production Coordinator



**Scott Ward**  
Social Media  
Coordinator

## COMMUNITY DEVELOPMENT



**Billy Thompson**  
Director of  
Community Outreach



**Bobby Mestas**  
Director of Youth &  
High School Football



**Liz Mannis**  
Manager of  
Community Development

## FINANCE



**Dianne Sehgal**  
Controller



**Michael Kalousek**  
Manager of  
Financial Analysis



**Fred Krebs**  
Manager of Cash/Treasury



**Nanette Thompson**  
Assistant Controller



**Jennifer Brunetti**  
Payroll Administrator



**Peggy Jackson**  
Revenue Accountant



**Gina Johnson**  
Accounts Payable



**Kelly Royall**  
Manager of  
Travel Services

## HUMAN RESOURCES



**Aracely Gomez**  
Human Resources Director



**Reann Rice**  
Human Resources  
Coordinator



**Paiao Wright-Ah Sam**  
Human Resources  
Coordinator

## INFORMATION TECHNOLOGY



**Chris Newman**  
Information Technology  
Architect



**Gil Bencomo**  
Senior Information  
Technology Engineer



**Jason Moore**  
Senior Information  
Technology Engineer



**Mike Corey**  
Senior Information  
Technology Analyst



**Nick Burris**  
Information Technology  
Engineer



**Tahoe Dennis**  
Associate Information  
Technology Engineer



**Rick Seifert**  
Chief Communications  
Engineer

## MARKETING



**Ted Santiago**  
Director of Marketing




**Marisol Villagomez**  
Manager of  
Fan Development



**Esmarie Van Zuylen**  
Marketing &  
Research Analyst



**Brad Post**  
Mascot Coordinator



**Scott Lantis**  
Coord. of Promotions &  
Special Events



**Ashley Montgomery**  
Production Manager,  
Graphic Design



**Taryn Parker**  
Graphic Designer



**Ashley Thompson**  
Graphic Designer

## CHEERLEADERS



**Shawna Peters**  
Director of Cheerleaders



**Shelly Trujillo**  
Assistant Director,  
Cheerleaders



**Lauren Giangregorio**  
Program Manager,  
Cheerleaders

## SPONSORSHIP



**Jon Carlson**  
Director of Business Development



**Derek Thomas**  
Director of Corporate Partnerships



**Sandy Young**  
Director of Partnership Marketing



**Craig Walsh**  
Senior Manager of Corporate Partnerships



**Amanda Hebert**  
Manager of Partnership Activation and Service



**Kim Torrez**  
Manager of Partnership Activation and Service



**Kellie Sciacca**  
Manager of Partnership Activation and Service



**Jessica Geymayr**  
Partnership Activation & Service Coordinator



**Kelsey Zimmerman**  
Partnership Activation & Service Coordinator



**Adam Janik**  
Partnership Activation & Service Coordinator

## OPERATIONS



**Fred Fleming**  
Director of Special Events



**Adam Newman**  
Senior Logistics Manager



**Josh Bruning**  
Operations Manager



**John Karpan**  
Facility Manager



**Greg Johnson**  
Maintenance Coordinator



**Zach Burns**  
Facilities Assistant

## SECURITY



**Jim White**  
Security Manager

## TURF OPERATIONS



**Brooks Dodson**  
Director of Sports Turf & Grounds



**Cole Dudley**  
Sports Turf Coordinator



**Sam Pendleton**  
Grounds Coordinator



**Dillon Pike**  
Sports Turf Assistant

## NUTRITION & DINING



**Bryan Snyder**  
Director of Team Nutrition



**Justin Domsch**  
Executive Chef



**Skylar Smith**  
BOH Sous Chef



**Alfredo Gonzalez**  
Preparation Chef



**Jake Schmitt**  
FOH Sous Chef

## TICKET OPERATIONS



**Kirk Dyer**  
Exec. Director of Ticket  
Operations and Admin.



**Katie Delay**  
Director of  
Ticket Operations



**Clark Wray**  
Director of Ticket and  
Database Operations



**Patti Barban**  
ADA Manager



**Stacie Fear**  
Ticket Manager



**Ivy Barron**  
Ticket Operations  
Coordinator



**Glenn Hives**  
Customer Service  
Manager



**Stacey Drifmeyer**  
Customer Service  
Representative



**Miranda Brunelli**  
Customer Service  
Representative



**Kylee Jackson**  
Customer Service  
Representative



**Alexandria Farmer Waters**  
Customer Service  
Representative

## PREMIUM SEATING



**Chris Faulkner**  
Senior Manager of  
Premium Seating



**Brooke Carnie**  
Manager of Suite  
Services



**Dave Stutman**  
Senior Premium  
Seating Executive



**Geoff Sanders**  
Senior Premium  
Seating Executive



**Ben Racine**  
Premium  
Sales Executive



**Melissa Anderson**  
Premium Service  
Executive



**STADIUM MANAGEMENT COMPANY**



**Jay Roberts**  
General Manager



**Scott Bliek**  
Assistant General Manager



**Chuck Olney**  
Director of Business Development



**Jon Applegate**  
Director of Event Operations & Booking



**Austin Zilis**  
Parking and Events Manager



**Anna Marie Marcus**  
Special Events Sales Manager



**Jasmine Williams**  
Special Events Assistant Manager



**Ashley Johnson**  
Special Events Coordinator



**Fran Williams**  
SMC Receptionist



**Judy Fernquist**  
SMC Receptionist



**Pat Tetrick**  
Director of Guest Relations



**Ethan Honaman**  
Guest Relations Assistant Manager




**Sharyl Morrison**  
Guest Relations Administrator



**Jared Devine**  
Senior Manager of Stadium Security



**Cindy Gordon**  
Assistant Security Manager



**Mo Mills**  
24-Hour Security Supervisor



**Scott Padgett**  
24-Hour Security Shift Supervisor



**Fallon Howard**  
Security Supervisor



**Zach Myhra**  
Director of Facilities



**Chad Henderson**  
Lead Engineer



**Joshua Brahmer**  
HVAC Technician



## STADIUM MANAGEMENT COMPANY



**Timothy Talbot**  
HVAC Technician



**Matt Shine**  
Senior Operations  
Manager



**Howard Brown**  
Facility Operations  
Manager



**Tyler Eldred**  
Loading Dock  
Supervisor



**Terrance "Jamie"  
Perkins**  
Lead Plumber



**Curt Norton**  
Plumber



**Chris Hoag**  
Lead Electrician



**Page Valencia**  
Electrician



**Jeremiah Roybal**  
HVAC Technician



**Brett Seibel**  
Site and Facilities  
Manager



**Craig Honas**  
General Maintenance  
Lead



**Steven Morris**  
General Maintenance  
Technician



**Kevin O'Connor**  
General Maintenance  
Technician



**Patrick Bowlen III**  
Facilities Coordinator



**Cassidee Owens**  
Production Artist



**Megan Rollins**  
Assistant Production  
Artist



**Amy Thomas**  
Purchasing and Project  
Coordinator



**Molly Westcott**  
Operations Assistant



**Chris Hathaway**  
Turf Manager



**Luke Kellerman**  
Assistant Turf Manager




**Abe Picaso**  
Turf Technician



**Pat Jordan**  
Director of Technical  
& Broadcast  
Operations



**Jeremy Wecker**  
Manager of A/V  
Technology & Engineering




**Aaron Fabis**  
Audio Visual Technician



**Lorraine Spargo**  
Director of  
Special Projects





# C.J. ANDERSON

22

## RUNNING BACK



5-8 • 224 • 4TH YR. • CALIFORNIA

**BORN:** Feb. 10, 1991, in Vallejo, Calif.

**HIGH SCHOOL:** Bethel High School, Vallejo, Calif.

**ACQUIRED:** College Free Agent, 2013

**NFL YEAR:** 4th • **YEAR WITH BRONCOS:** 4th

**NFL GAMES PLAYED/STARTED:** 35/13 • **POSTSEASON GP/GS:** 5/2

### ANDERSON AT A GLANCE:

- A fourth-year player who appeared in 35 regular-season games (13 starts) and five postseason contests (2 starts) for the Broncos during the last three years after making the team as a college free agent in 2013.
- Rushed for 720 yards on 152 carries (4.7 avg.) with five touchdowns in addition to catching 25 passes for 183 yards (7.3 avg.) in the 2015 regular season.
- Led all NFL players with 234 rushing yards during the 2015 postseason, including 90 yards and a touchdown in Denver's Super Bowl 50 win against the Carolina Panthers to represent the third-highest rushing total by an undrafted running back in Super Bowl history.
- Selected as AFC Offensive Player of the Week (vs. New England, 11/19/15) after winning the game in overtime on a career-long 48-yard run and finishing with 15 carries for 113 yards (7.5 avg.) with two touchdowns.
- Emerged as a starter for the Broncos midway through the 2014 season and totaled 179 carries for 849 yards (4.7 avg.) with eight rushing touchdowns to become just the fifth undrafted running back in NFL history to make the Pro Bowl.
- Finished the 2014 season with 10 total touchdowns (8 rush, 2 rec.), marking the most by an undrafted Broncos running back in a single season.
- Led the NFL with seven rushing touchdowns in December 2014 to tie for the third-most rushing scores by an undrafted player in a single month in NFL history.
- Posted the top two rushing performances by an undrafted player in team history in back-to-back weeks in 2014 (167 and 168 yds., Weeks 11 and 12).
- Totaled two games with three rushing touchdowns in 2014, becoming only the second player in team annals (Terrell Davis, 3-1998) with multiple games in a season posting at least three rushing scores.
- Finished his rookie season in 2013 with seven carries for 38 yards (5.4 avg.) while contributing in 22 offensive plays and 36 special-teams snaps for Denver.
- Saw action in all 25 games in two seasons at the University of California-Berkeley and rushed for 1,135 yards and 12 touchdowns on 198 carries (5.7 avg.) after transferring from Laney College.
- Entered the NFL with Denver as a college free agent on May 1, 2013.

**CAREER TRANSACTIONS:** Signed by Denver as a college free agent 5/1/13.



**2015:** Anderson appeared in 15 games (6 starts) in the regular season, finishing second on the team with 720 yards on 152 carries (4.7 avg.) with five touchdowns in addition to catching 25 passes for 183 yards (7.3 avg.) ... Carried 54 times for 234 yards (4.3 avg.) with two touchdowns and made nine catches for 39 yards (4.3 avg.) in Denver's three postseason contests... Posted the third 100-yard rushing performance of his career (14-101-7.2 avg.) and scored on a career-long 28-yard run vs. G.B. (11/1)... Recorded just the fourth overtime touchdown in team history on a career-long 48-yard run and finished with 15 carries for 113 yards (7.5 avg.) with two touchdowns vs. N.E. (11/29)... Named AFC Offensive Player of the Week for his efforts vs. N.E.... Rushed 15 times

### ANDERSON ONE OF FIVE UNDRAFTED PRO BOWL RUNNING BACKS

#### UNDRAFTED RUNNING BACKS TO MAKE THE PRO BOWL, NFL HISTORY

Player	Team	Season(s)
John Settle	Atlanta	1988
Priest Holmes	Kansas City	2001-03
Willie Parker	Pittsburgh	2006-07
Arian Foster	Houston	2010-12, '14
C.J. Anderson	Denver	2014

## ANDERSON HAS SUPER BOWL TO REMEMBER

### MOST RUSHING YARDS BY AN UNDRAFTED PLAYER, SINGLE GAME, SUPER BOWL HISTORY

Player	Opponent (Date)	Att.	Yds.	Avg.	TD
1. Dominic Rhodes, Ind.	vs. Chicago (2/4/07)	21	113	5.4	1
2. Willie Parker, Pit.	vs. Seattle (2/5/06)	10	93	9.3	1
3. <b>C.J. Anderson, Den.</b>	<b>vs. Carolina (2/7/16)</b>	<b>23</b>	<b>90</b>	<b>3.9</b>	<b>1</b>
4. Willie Parker, Pit.	vs. Arizona (2/1/09)	19	53	2.8	0
5. Steve Young, S.F.	vs. San Diego (1/29/95)	5	49	9.8	0

for 72 yards (4.8 avg.) with a 1-yard touchdown and caught two passes for 11 yards (5.5 avg.) in Denver's AFC Divisional Playoff Game vs. Pit. (1/17)... Carried the ball 16 times for 72 yards (4.5 avg.) and caught three passes for 18 yards (6.0 avg.) in Denver's AFC Championship Game vs. N.E. (1/24)... Rushed 23 times for 90 yards (3.9 avg.) with one touchdown in Denver's Super Bowl 50 victory vs. Car. (2/7) to represent the third-highest rushing total by an undrafted running back in Super Bowl history.

**2014:** Anderson started 7-of-15 regular-season games for the Broncos and totaled 849 yards on 179 rushes (4.7 avg.) with eight touchdowns in addition to catching 34 passes for 324 yards (9.5 avg.) with two scores... Selected to his first Pro Bowl to become just the fifth undrafted running back in NFL history to receive that honor... Finished the regular season with 10 total touchdowns (8 rush, 2 rec.) to represent the most by an undrafted Broncos running back in a single season... Racked up 163 yards from scrimmage (90 rush, 73 rec.) at Oak (11/9) after relieving injured starter Ronnie Hillman... Made his first career start at Stl. (11/16)... Posted the top two rushing performances by an undrafted player in team history in back-to-back weeks (167 vs. Mia. (11/23) and 168 yards at K.C. (11/30))... Earned FedEx Ground Player of the Week honors for his performance against the Chiefs... Led all NFL players with 709 total yards (472 rush, 237 rec.) in November, good for third in franchise history for yards from scrimmage in a single month... Paced the NFL with seven rushing touchdowns in December to tie for the third-most rushing scores by an undrafted player in a single month in NFL history... Talled a career-high three rushing touchdowns vs. Buf. (12/7) and Oak. (12/28) to tie for third most in a game in club history... Named AFC Offensive Player of the Week for his three-touchdown performance against the Raiders.

**2013:** Anderson, who entered the NFL with Denver as a college free agent on May 1, appeared in five regular-season games, finishing his rookie season with 38 yards rushing on seven carries (5.4 avg.)... Missed the final three preseason games and the first seven contests of the regular season with a knee injury sustained during training camp... Made his NFL debut vs. Was. (10/27)... Rushed twice for nine yards (4.5 avg.) and caught his first career pass for 14 yards in Super Bowl XLVIII vs. Sea. (2/2).

**COLLEGE:** Anderson appeared in all 25 games (2 starts) on two seasons at the University of California-Berkeley after transferring from Laney College... Rushed for 1,135 yards and 12 touchdowns on 198 carries (5.7 avg.) for the Golden Bears and added 22 receptions for 350 yards and two scores... Totaled 126 rushes for 790 yards (6.3 avg.) and four touchdowns as a senior while topping the 100-yard mark on three occasions... Earned first-team All-America honors and led the NorCal Conference in rushing during his final season at Laney College in 2010, racking up 1,644 yards and 13 touchdowns on 206 attempts (8.0 avg.).

**PERSONAL:** Anderson attended Bethel High School in Vallejo, Calif., where he rushed for nearly 4,000 yards during his prep career and led his team to four consecutive playoff appearances... Majored in interdisciplinary studies at Cal... Cortrelle Javon Anderson was born on Feb. 10, 1991.

### ANDERSON'S REGULAR SEASON RECORD

Year	Club	G	S	No.	RUSHING				No.	RECEIVING				SCORING					
					Yds.	Avg.	LG	TD		Yds.	Avg.	LG	TD	TD	TDr	Tdp	TDr	2pt	Pts.
2013	Denver	5	0	7	38	5.4	11	0	0	0	0.0	—	0	0	0	0	0	0	0
2014	Denver	15	7	179	849	4.7	27	8	34	324	9.5	51t	2	10	8	2	0	0	60
2015	Denver	15	6	152	720	4.7	48t	5	25	183	7.3	27	0	5	5	0	0	0	30
<b>CAREER TOTALS</b>		<b>35</b>	<b>13</b>	<b>338</b>	<b>1,607</b>	<b>4.7</b>	<b>48t</b>	<b>13</b>	<b>59</b>	<b>507</b>	<b>8.7</b>	<b>51t</b>	<b>2</b>	<b>15</b>	<b>13</b>	<b>2</b>	<b>0</b>	<b>0</b>	<b>80</b>

**ADDITIONAL STATISTICS:** Miscellaneous tackles — 2014 (1), 2015 (5), TOTAL (6).

### ANDERSON'S POSTSEASON RECORD

Year	Club	G	S	No.	RUSHING				No.	RECEIVING				SCORING					
					Yds.	Avg.	LG	TD		Yds.	Avg.	LG	TD	TD	TDr	Tdp	TDr	2pt	Pts.
2013	Denver	1	0	2	9	4.5	6	0	1	14	14.0	14	0	0	0	0	0	0	0
2014	Denver	1	1	18	80	4.4	22	0	6	29	4.8	15	0	0	0	0	0	0	0
2015	Denver	3	1	54	234	4.3	34	2	9	39	4.3	8	0	2	2	0	0	0	12
<b>CAREER TOTALS</b>		<b>5</b>	<b>2</b>	<b>73</b>	<b>323</b>	<b>4.4</b>	<b>34</b>	<b>2</b>	<b>16</b>	<b>82</b>	<b>5.1</b>	<b>15</b>	<b>0</b>	<b>2</b>	<b>2</b>	<b>0</b>	<b>0</b>	<b>0</b>	<b>12</b>

### ANDERSON: UNDRAFTED TO STARTER

#### MOST RUSHING YARDS BY AN UNDRAFTED PLAYER, SINGLE GAME, BRONCOS HISTORY

Player	Opponent (Date)	Att.	Yds.	Avg.	TD
1. <b>C.J. Anderson</b>	<b>at K.C. (11/30/14)</b>	<b>32</b>	<b>168</b>	<b>5.3</b>	<b>0</b>
2. <b>C.J. Anderson</b>	<b>vs. Mia. (11/23/14)</b>	<b>27</b>	<b>167</b>	<b>6.2</b>	<b>1</b>
3. Selvin Young	vs. K.C. (12/9/07)	17	156	9.2	0
4. Mike Bell	vs. Ind. (10/29/06)	15	136	9.1	2
5. Selvin Young	at K.C. (11/17/07)	20	109	5.5	1



## ANDERSON'S SINGLE GAME HIGHS

(Postseason in parentheses)

**Rushes** — 32 at Kansas City, 11/30/14 (23 vs. Carolina, 2/7/16). **Rushing yards** — 168 at Kansas City, 11/30/14 (90 vs. Carolina, 2/7/16). **Longest rush** — 48t vs. New England, 11/29/15 (34, twice, last vs. Carolina, 2/7/16). **Rushing touchdowns** — 3, twice, last vs. Oakland, 12/28/14 (1, twice, last vs. Carolina, 2/7/16). **Receptions** — 8, twice, last at Cincinnati, 12/22/14 (6 vs. Indianapolis, 1/11/15). **Receiving yards** — 86 at St. Louis, 11/16/14 (29 vs. Indianapolis, 1/11/15). **Longest reception** — 51t at Oakland, 11/9/14 (15 vs. Indianapolis, 1/11/15). **Receiving touchdowns** — 1, twice, last at Kansas City, 11/30/14 (none). **Rushing yards in one quarter** — 71 (3rd) vs. Miami, 11/23/14 (36, twice, last vs. Carolina, 2/7/16). **Rushing yards in one half** — 114 (2nd) vs. Miami, 11/23/14 (66 (1st) vs. Indianapolis, 1/11/15). **Total yards** — 195 (167 rush, 28 rec.) vs. Miami, 11/23/14 (109 (80 rush., 29 rec.) vs. Indianapolis, 1/11/15). **Total touchdowns** — 3, twice, last vs. Oakland, 12/28/14 (1, twice, last vs. Carolina, 2/7/16).

## ANDERSON'S 100-YARD RUSHING GAMES (4)

\*denotes win (Anderson's teams are 4-0 when he records 100 or more yards rushing in a game.)

Date	Opponent	No.	Yds.	Avg.	LG	TD
11/23/14	vs. Miami*	27	167	6.2	26	1
11/30/14	at Kansas City*	32	168	5.3	20	0
11/1/15	vs. Green Bay*	14	105	7.2	28t	1
11/29/15	vs. New England	15	113	7.5	48t	2

## C.J. ANDERSON'S CAREER GAME-BY-GAME

(Victories asterisked)

2013 DENVER (13-3)			RUSHING					RECEIVING				SCORING		
Date	Opponent	P/S	No.	Yds.	Avg.	LG	TD	No.	Yds.	Avg.	LG	TD	2pt.	Pts.
Games 1-7														
Oct 27	vs. Washington*	P	4	22	5.5	11	0	0	0	0.0	—	0	0	0
Nov 10	at San Diego*	P	0	0	0.0	—	0	0	0	0.0	—	0	0	0
Nov 17	vs. Kansas City*	P	0	0	0.0	—	0	0	0	0.0	—	0	0	0
Nov 24	at New England	P	3	16	5.3	6	0	0	0	0.0	—	0	0	0
Dec 1	at Kansas City*					INACTIVE								
Dec 8	vs. Tennessee*	P	0	0	0.0	—	0	0	0	0.0	—	0	0	0
Games 14-16														
INACTIVE														
Regular Season Totals		5/0	7	38	5.4	11	0	0	0	0.0	—	0	0	0
Jan 12	vs. San Diego*†					DID NOT PLAY								
Jan 19	vs. New England*‡					DID NOT PLAY								
Feb 2	vs. Seattle§	P	2	9	4.5	6	0	1	14	14.0	14	0	0	0
Postseason Totals		1/0	2	9	4.5	6	0	1	14	14.0	14	0	0	0
†AFC Divisional Playoff Game; ‡AFC Championship Game; §Super Bowl XLVIII														

†AFC Divisional Playoff Game; ‡AFC Championship Game; §Super Bowl XLVIII

2014 DENVER (12-4)			RUSHING					RECEIVING					SCORING		
Date	Opponent	P/S	No.	Yds.	Avg.	LG	TD	No.	Yds.	Avg.	LG	TD	2pt.	Pts.	
Sep 7	vs. Indianapolis*	P	4	27	6.8	13	0	0	0	0.0	—	0	0	0	
Sep 14	vs. Kansas City*	P	5	31	6.2	13	0	0	0	0.0	—	0	0	0	
Sep 21	at Seattle	P	2	-3	-1.5	-1	0	1	1	1.0	1	0	0	0	
Oct 5	vs. Arizona*														
Oct 12	at N.Y. Jets*	P	0	0	0.0	—	0	0	0	0.0	—	0	0	0	
Oct 19	vs. San Francisco*	P	2	9	4.5	5	0	0	0	0.0	—	0	0	0	
Oct 23	vs. San Diego*	P	1	0	0.0	0	0	0	0	0.0	—	0	0	0	
Nov 2	at New England	P	3	18	6.0	8	0	3	33	11.0	24	0	0	0	
Nov 9	at Oakland*	P	13	90	6.9	17	0	4	73	18.3	51t	1	0	6	
Nov 16	at St. Louis	S	9	29	3.2	9	0	8	86	10.8	21	0	0	0	
Nov 23	vs. Miami*	S	27	167	6.2	26	1	4	28	7.0	9	0	0	6	
Nov 30	at Kansas City*	S	32	168	5.3	20	0	2	17	8.5	15t	1	0	6	
Dec 7	vs. Buffalo*	S	21	58	2.8	10	3	0	0	0.0	—	0	0	18	
Dec 14	at San Diego*	S	29	85	2.9	9	0	2	11	5.5	8	0	0	0	
Dec 22	at Cincinnati	S	18	83	4.6	27	1	8	55	6.9	20	0	0	6	
Dec 28	vs. Oakland*	S	13	87	6.7	25t	3	2	20	10.0	15	0	0	18	
Regular Season Totals			15/7	179	84.9	4.7	27	8	34	32.4	9.5	51t	2	0	60
Jan 11	vs. Indianapolis†	S	18	80	4.4	22	0	6	29	4.8	15	0	0	0	0
Postseason Totals			1/1	18	80	4.4	22	0	6	29	4.8	15	0	0	0
†AFC Divisional Playoff Game															

†AFC Divisional Playoff Game

## DID YOU KNOW?

Tight end Shannon Sharpe, who was selected to the Pro Football Hall of Fame in 2011, played 12 seasons for the Broncos from 1990-99 and 2002-03, totaling more career receptions (815), receiving yards (10,060), receiving touchdowns (62), Super Bowl wins (3) and Pro Bowl selections (8) than any of the other seven tight ends enshrined in the Hall of Fame.



2015 DENVER (12-4)			RUSHING					RECEIVING					SCORING	
Date	Opponent	P/S	No.	Yds.	Avg.	LG	TD	No.	Yds.	Avg.	LG	TD	2pt.	Pts.
Sep 13	vs. Baltimore*	S	12	29	2.4	6	0	4	19	4.8	8	0	0	0
Sep 17	at Kansas City*	S	12	27	2.3	14	0	1	2	2.0	2	0	0	0
Sep 27	at Detroit*	S	8	18	2.3	5	0	1	9	9.0	9	0	0	0
Oct 4	vs. Minnesota*	S	11	43	3.9	13	0	1	27	27.0	27	0	0	0
Oct 11	at Oakland*	S	11	22	2.0	10	0	2	18	9.0	10	0	0	0
Oct 18	at Cleveland*	S	13	41	3.2	11	0	4	25	6.3	11	0	0	0
Nov 1	vs. Green Bay*	P	14	101	7.2	28t	1	1	5	5.0	5	0	0	6
Nov 8	at Indianapolis	P	7	34	4.9	12	0	1	4	4.0	4	0	0	0
Nov 15	vs. Kansas City	P	2	9	4.5	5	0	0	0	—	—	0	0	0
Nov 22	at Chicago*	P	12	59	4.9	15	0	2	13	6.5	12	0	0	0
Nov 29	vs. New England*	P	15	113	7.5	48t	2	4	40	10.0	20	0	0	12
Dec 6	at San Diego*	P	7	42	6.0	22	0	1	12	12.0	12	0	0	0
Dec 13	vs. Oakland	DID NOT PLAY												
Dec 20	at Pittsburgh	P	4	14	3.5	5	0	1	6	6.0	6	0	0	0
Dec 28	vs. Cincinnati*	P	9	73	8.1	39t	1	1	8	8.0	8	0	0	6
Jan 3	vs. San Diego*	P	15	95	6.3	27	1	1	-5	-5.0	-5	0	0	6
Season Totals		15/6	152	720	4.7	48t	5	25	183	7.3	27	0	0	30
Jan 17	vs. Pittsburgh*†	P	15	72	4.8	34	1	2	11	5.5	7	0	0	6
Jan 24	vs. New England*#	P	16	72	4.5	30	0	3	18	6.0	8	0	0	0
Feb 7	vs. Carolina*\$	P	23	90	3.9	34	1	4	10	2.5	7	0	0	6
Postseason Totals		3/1	54	234	4.3	34	2	9	39	4.3	8	0	0	12
†AFC Divisional Playoff Game; #AFC Championship Game; \$Super Bowl 50														

†AFC Divisional Playoff Game; #AFC Championship Game; \$Super Bowl 50



## KENNY ANUNIKE

91

### DEFENSIVE END

6-5 • 275 • 3RD Yr. • DUKE

BORN: May 22, 1990, in Galena, Ohio

HIGH SCHOOL: Olentangy High School, Lewis Center, Ohio

ACQUIRED: College Free Agent, 2014

NFL YEAR: 3rd • YEAR WITH BRONCOS: 3rd

NFL GAMES PLAYED/STARTED: 3/0



### ANUNIKE AT A GLANCE:

- A third-year defensive end who appeared in three games in 2015 before being placed on injured reserve (knee).
- Named a 2015 Broncos Community Ambassador award winner.
- Spent his rookie year in 2014 on injured reserve (elbow) after being signed by the team as a college free agent.
- Played 54 career games (29 starts) for Duke University and totaled 148 tackles (50 solo), 15 sacks (96 yds.), two passes defended and four forced fumbles.
- Opened all 14 games as a senior for the Blue Devils and collected 67 tackles (22 solo), six sacks (44 yds.), two passes defended, one forced fumble and one blocked kick to earn second-team All-Atlantic Coast Conference honors.
- Entered the NFL with Denver as a college free agent on May 12, 2014.

**CAREER TRANSACTIONS:** Signed by Denver as a college free agent 5/12/14.



**2015:** Anunike appeared in three contests before spending the rest of the season on injured reserve (knee)... Made his NFL debut and had one tackle at Cle. (10/18)... Placed on injured reserve on Nov. 24.

**2014:** Anunike, who entered the NFL with the Broncos as a college free agent on May 12, played all four pre-season games for Denver before being placed on injured reserve (elbow) on Aug. 30.

**COLLEGE:** Played 54 career games (29 starts) for Duke University and totaled 148 tackles (50 solo), 15 sacks (96 yds.), two passes defended and four forced fumbles... Opened all 14 games as a senior and collected 67 tackles (22 solo), six sacks (44 yds.), two passes defended, one forced fumble and one blocked kick to earn second-team All-Atlantic Coast Conference honors.

**PERSONAL:** Attended Olentangy High School in Lewis Center, Ohio, where he was a first-team all-conference and honorable mention all-state selection as a senior... Graduated from Duke in 2012 with a degree in biological anthropology and anatomy... Kenny Anunike (pronounced AH-nuh-NICK-ee) was born on May 22, 1990, in Galena, Ohio.

## ANUNIKE'S REGULAR SEASON RECORD

Year	Club	G	S	UT	A	TT	S-Yds.	I-Yds.	PD	FF	FR	TD-Int.	TD-FR	S	Pts.
2014	Denver						INJURED RESERVE								
2015	Denver	3	0	0	1	1	0-0	0-0	0	0	0	0-0	0-0	0	0
<b>CAREER TOTALS</b>		<b>3</b>	<b>0</b>	<b>0</b>	<b>1</b>	<b>1</b>	<b>0-0</b>	<b>0-0</b>	<b>0</b>	<b>0</b>	<b>0</b>	<b>0-0</b>	<b>0-0</b>	<b>0</b>	<b>0</b>

## KENNY ANUNIKE'S CAREER GAME-BY-GAME

(Victories asterisked)

2015 DENVER (12-4)		TACKLES									
Date	Opponent	P/S	UT	A	TT	S-Yds.	I-Yds.	PD	FF	FR	
Games 1-5					INACTIVE						
Oct 18	at Cleveland*	P	0	1	1	0-0	0-0	0	0	0	
Nov 1	vs. Green Bay*				DID NOT PLAY						
Nov 8	at Indianapolis	P	0	0	0	0-0	0-0	0	0	0	
Nov 15	vs. Kansas City	P	0	0	0	0-0	0-0	0	0	0	
Nov 22	at Chicago*				DID NOT PLAY						
PLACED ON INJURED RESERVE (KNEE) ON NOV. 24											
<b>Season Totals</b>			<b>3/0</b>	<b>0</b>	<b>1</b>	<b>1</b>	<b>0-0</b>	<b>0-0</b>	<b>0</b>	<b>0</b>	<b>0</b>



## SHAQUIL BARRETT

48

### OUTSIDE LINEBACKER



**6-1 • 237 • 3RD YR. • COLORADO STATE**

**BORN:** Nov. 17, 1992, in Baltimore, Md.

**HIGH SCHOOL:** Boys Town (Neb.) High School

**ACQUIRED:** College Free Agent, 2014

**NFL YEAR:** 3rd • **YEAR WITH BRONCOS:** 3rd

**NFL GAMES PLAYED/STARTED:** 16/6 • **POSTSEASON GP/GS:** 3/0

### BARRETT AT A GLANCE:

- A third-year outside linebacker who played all 16 games (6 starts) and three postseason contests in 2015, posting 41 tackles (28 solo), 5.5 sacks (39 yds.), four passes defended, four forced fumbles, two fumble recoveries and nine special-teams stops.
- Competed on the Broncos' practice squad for the majority of his rookie season in 2014 in addition to spending two weeks on the active roster.
- Appeared in 38 career games (35 starts) for Colorado State University and totaled 246 tackles (116 solo), 18 sacks (119 yds.), 32.5 tackles for a loss (149 yds.) and three interceptions (101 yds.).
- Finished his career at CSU with seven forced fumbles, four fumble recoveries and three blocked kicks.
- Named Mountain West Conference Defensive Player of the Year as a senior for the Rams in 2013 after ranking fifth in the nation with 12 sacks (77 yds.) and 20.5 tackles for a loss (98 yds.).
- Entered the NFL with Denver as a college free agent on May 16, 2014.

**CAREER TRANSACTIONS:** Signed by Denver as a college free agent 5/16/14; Waived by Denver 8/30/14; Signed by Denver (practice squad) 9/1/14; Signed by Denver (active roster) 10/15/14; Waived by Denver 10/20/14; Signed by Denver (practice squad) 10/22/14; Signed by Denver (active roster) on 1/10/15.



**2015:** Barrett saw action in all 16 games (6 starts) and three postseason contests, posting 41 tackles (28 solo), 5.5 sacks (39 yds.), four passes defended, four forced fumbles, two fumble recoveries and nine special-teams tackles... Tallied two tackles and one special-teams stop in Denver's three postseason contests... Made one tackle and one special-teams stop in his NFL debut vs. Bal. (9/13)... Strip-sacked Lions QB Matthew Stafford in the fourth quarter on *Sunday Night Football*... Recorded four tackles (2 solo), one sack (7 yds.), one forced fumble on special teams and three solo special-teams stops at Oak. (10/11)... Started his first career game at Cle. (10/18), finishing with nine tackles (6 solo), 1.5 sacks (10 yds.), three tackles for loss, one pass defended, one forced fumble and one fumble recovery... Notched four tackles (3 solo) and recovered a special-teams fumble that led to a fourth-quarter touchdown vs. N.E. (11/29)... Posted three solo stops, one sack (3 yds.) and one pass defended at S.D. (12/6)... Sacked Raiders QB Derek Carr for 12 yards and posted three solo tackles and one special-teams stop vs. Oak. (12/13)... Tallied two solo tackles and forced one fumble vs. S.D. (1/3)... Assisted on one tackle each in Denver's AFC Divisional Playoff Game vs. Pit. (1/17) and in Denver's AFC Championship Game vs. N.E. (1/24)... Posted one special-teams stop in Denver's Super Bowl 50 victory vs. Car. (2/7).

**2014:** Barrett, who entered the NFL with the Broncos as a college free agent, spent 16 weeks of the regular

season competing on the club's practice squad... Was on the 53-man roster for the club's Week 7 game vs. S.F. (10/19) but was not activated... Active but did not play in Denver's AFC Divisional Playoff Game vs. Ind. (1/11).

**COLLEGE:** Barrett played three seasons (2011-13) for Colorado State University after transferring from the University of Nebraska-Omaha, which dropped its football program... Started 35-of-38 games for CSU and totaled 246 tackles (116 solo), 18 sacks (119 yds.), 32.5 tackles for a loss (149 yds.), three interceptions (101 yds.), six passes defended, seven forced fumbles, four fumble recoveries and three blocked kicks... Named Mountain West Conference Defensive Player of the Year as a senior in 2013 after ranking fifth in the nation with 12 sacks (77 yds.) and 20.5 tackles for a loss (98 yds.).

**PERSONAL:** Attended Boys Town (Neb.) High School, where he was an all-state defensive lineman... Named Athlete of the Year at Boys Town... Shaquil Akeem Barrett was born on Nov. 17, 1992, in Baltimore, Md.

### BARRETT'S REGULAR SEASON RECORD

Year	Club	G	S	UT	A	TT	S-Yds.	I-Yds.	PD	FF	FR	TD-Int.	TD-FR	S	Pts.
2014	Denver	0	0	0	0	0	0-0	0-0	0	0	0	0	0	0	0
2015	Denver	16	6	28	13	41	5.5-39	0-0	4	3	1	0	0	0	0
<b>CAREER TOTALS</b>		<b>16</b>	<b>6</b>	<b>28</b>	<b>13</b>	<b>41</b>	<b>5.5-39</b>	<b>0-0</b>	<b>4</b>	<b>3</b>	<b>1</b>	<b>0</b>	<b>0</b>	<b>0</b>	<b>0</b>

**ADDITIONAL STATISTICS:** Special-teams tackles — 2015 (9), TOTAL (9). Special-teams FF — 2015 (1), TOTAL (1). Special-teams FR — 2015 (1), TOTAL (1).

### BARRETT'S POSTSEASON RECORD

Year	Club	G	S	UT	A	TT	S-Yds.	I-Yds.	PD	FF	FR	TD-Int.	TD-FR	S	Pts.
2014	Denver	0	0	0	0	0	0-0	0-0	0	0	0	0	0	0	0
2015	Denver	3	0	0	2	2	0-0	0-0	0	0	0	0	0	0	0
<b>CAREER TOTALS</b>		<b>3</b>	<b>0</b>	<b>0</b>	<b>2</b>	<b>2</b>	<b>0-0</b>	<b>0-0</b>	<b>0</b>	<b>0</b>	<b>0</b>	<b>0</b>	<b>0</b>	<b>0</b>	<b>0</b>

**ADDITIONAL STATISTICS:** Special-teams tackles — 2015 (1), TOTAL (1).

### BARRETT'S SINGLE GAME HIGHS

(Postseason in parentheses)


**Tackles** — 9 at Cleveland, 10/18/15 (1, twice, last vs. New England, 1/24/16). **Sacks** — 1.5 at Cleveland, 10/18/15 (none). **Forced fumbles** — 1, three times, last vs. San Diego, 1/3/16 (none). **Recovered fumbles** — 1 at Cleveland, 10/18/15 (none). **Special-teams tackles** — 3 at Oakland, 10/1/15 (1 vs. Carolina, 2/7/16).

### SHAQUIL BARRETT'S CAREER GAME-BY-GAME

(Victories asterisked)

2014 DENVER (12-4)		TACKLES								
Date	Opponent	P/S	UT	A	TT	S-Yds.	I-Yds.	PD	FF	FR
SIGNED BY DENVER (ACTIVE ROSTER) ON OCT. 15										
Oct 19	vs. San Francisco*									
INACTIVE										
WAIVED BY DENVER ON OCT. 20 / SIGNED BY DENVER (PRACTICE SQUAD) ON OCT. 22										
SIGNED BY DENVER (ACTIVE ROSTER) ON JAN. 5										
Season Totals		0/0	0	0	0	0-0	0-0	0	0	0
Jan 11	vs. Indianapolis†									
DID NOT PLAY										
Postseason Totals		0/0	0	0	0	0-0	0-0	0	0	0
†AFC Divisional Playoff Game										
2015 DENVER (12-4)		TACKLES								
Date	Opponent	P/S	UT	A	TT	S-Yds.	I-Yds.	PD	FF	FR
Sep 13	vs. Baltimore*	P	0	1	1	0-0	0-0	0	0	0
Sep 17	at Kansas City*	P	1	0	1	0-0	0-0	0	0	0
Sep 27	at Detroit*	P	1	0	1	1-7	0-0	0	1	0
Oct 4	vs. Minnesota*	P	1	0	1	0-0	0-0	0	0	0
Oct 11	at Oakland*	P	2	2	4	1-7	0-0	0	0	0
Oct 18	at Cleveland*	S	6	3	9	1.5-10	0-0	1	1	1
Nov 1	vs. Green Bay*	P	1	1	2	0-0	0-0	0	0	0
Nov 8	at Indianapolis	P	2	3	5	0-0	0-0	0	0	0
Nov 15	vs. Kansas City	S	0	1	1	0-0	0-0	1	0	0
Nov 22	at Chicago*	S	2	1	3	0-0	0-0	1	0	0
Nov 29	vs. New England*	S	3	0	4	0-0	0-0	0	0	0
Dec 6	at San Diego*	S	3	0	3	1-3	0-0	1	0	0
Dec 13	vs. Oakland	S	3	0	3	1-12	0-0	0	0	0
Dec 20	at Pittsburgh	P	0	1	1	0-0	0-0	0	0	0
Dec 28	vs. Cincinnati*	P	1	0	1	0-0	0-0	0	0	0
Jan 3	vs. San Diego*	P	2	0	2	0-0	0-0	0	1	0
Season Totals		16/6	28	13	41	5.5-39	0-0	4	3	1
Jan 17	vs. Pittsburgh*†	P	0	1	1	0-0	0-0	0	0	0
Jan 24	vs. New England*‡	P	0	1	1	0-0	0-0	0	0	0
Feb 7	vs. Carolina*§	P	0	0	0	0-0	0-0	0	0	0
Postseason Totals		3/0	0	2	2	0-0	0-0	0	0	0

†AFC Divisional Playoff Game; ‡AFC Championship Game; §Super Bowl 50



# KAPRI BIBBS

35

## RUNNING BACK



**5-11 • 203 • 3RD YR. • COLORADO STATE**  
**BORN:** Jan. 10, 1993, in Colorado Springs, Colo.  
**HIGH SCHOOL:** Plainfield (Ill.) North High School  
**ACQUIRED:** College Free Agent, 2014  
**NFL YEAR:** 3rd • **YEAR WITH BRONCOS:** 3rd  
**NFL GAMES PLAYED/STARTED:** 1/0

### BIBBS AT A GLANCE:

- A third-year running back who appeared in one game for the Broncos 2015 in addition to competing on the team's practice squad.
- Spent four weeks of his rookie season in 2014 on Denver's active roster in addition to competing on the club's practice squad.
- Broke Colorado State University's single-season records for rushing yards (1,741), rushing touchdowns (31), total touchdowns (31) and points (186) in his lone season with the Rams after playing at the junior college level.
- Ranked sixth in the nation with 1,741 rushing yards and tied for No. 1 in the country with 31 touchdowns for the Rams in 2013.
- Entered the NFL with Denver as a college free agent on May 16, 2014.

**CAREER TRANSACTIONS:** Signed by Denver as a college free agent 5/16/14; Waived by Denver 8/30/14; Signed by Denver (practice squad) 9/1/14; Signed by Denver (active roster) 10/20/14; Waived by Denver 11/22/14; Signed by Denver (practice squad) 11/26/14; Waived by Denver 9/5/15; Signed by Denver (practice squad) 9/7/15; Signed by Denver (active roster) 10/17/15; Waived by Denver 10/19/15; Signed by Denver (practice squad) 10/21/15.



**2015:** Bibbs was active for one game with Denver during his second NFL season while spending the rest of the year on the practice squad... Made his NFL debut at Cle. (10/18), returning one kickoff for 15 yards and posting one special-teams stop.

**2014:** Bibbs, who entered the NFL with Denver as a college free agent, spent the first seven weeks of his rookie season on the Broncos' practice squad before being elevated to the active roster on Oct. 22... Spent Games 11-16 on the Broncos practice squad.

**COLLEGE:** Played one season (2013) for Colorado State after two years in the junior college ranks... Appeared in all 14 games for the Rams as a junior in 2013 and was named a first-team All-Mountain West Conference selection... Broke the CSU single-season records for rushing yards (1,741), rushing touchdowns (31), total touchdowns (31) and points (186)... Received second-team All-America honors from the Walter Camp Football Foundation... Ranked sixth in the nation with 1,741 rushing yards and tied for No. 1 in the country with 31 touchdowns on 281 attempts (6.2 avg.)... Set a CSU single-game rushing mark with 312 yards vs. Nevada (11/9)... Scored six touchdowns at New Mexico (11/16) to set conference and school single-game records... Spent the Fall of 2012 taking classes at Front Range Community College in Ft. Collins, Colo., before transferring to CSU... Played his freshman season at Snow College in Ephraim, Utah, where he appeared in 11 games and rushed for 425 yards and six touchdowns on 74 attempts (5.6 avg.).

**PERSONAL:** Attended Plainfield (Ill.) North High School, where he set 26 school records, was a two-time Prairie League MVP and capped his prep career by earning Chicago Offensive Player of the Year honors from ESPNChicago.com (300 att., 2,654 yds., 38 TDs)... Established state records with 520 rushing yards and seven touchdowns in a 2010 game... Majored in ethnic studies at Colorado State... First name is pronounced kuh-PREE... Kapri Lashaw Bibbs was born on Jan. 10, 1993, in Colorado Springs, Colo.

### BIBBS' REGULAR SEASON RECORD

Year	Club	RUSHING						RECEIVING						SCORING			
		G	S	No.	Yds.	Avg.	LG	TD	No.	Yds.	Avg.	LG	TD	TD	TDp	TDrt	2pt Pts.
2014	Denver	0	0	0	0	0.0	—	0	0	0	0.0	—	0	0	0	0	0
2015	Denver	1	0	0	0	0.0	—	0	0	0	0.0	—	0	0	0	0	0
<b>CAREER TOTALS</b>		<b>1</b>	<b>0</b>	<b>0</b>	<b>0</b>	<b>0.0</b>	<b>—</b>	<b>0</b>	<b>0</b>	<b>0</b>	<b>0.0</b>	<b>—</b>	<b>0</b>	<b>0</b>	<b>0</b>	<b>0</b>	<b>0</b>

**ADDITIONAL STATISTICS:** Special-teams tackles — 2015 (1), TOTAL (1).

## KAPRI BIBBS' CAREER GAME-BY-GAME

(Victories asterisked)

2015 DENVER (12-4)			RUSHING					RECEIVING					SCORING	
Date	Opponent	P/S	No.	Yds.	Avg.	LG	TD	No.	Yds.	Avg.	LG	TD	2pt.	Pts.
SIGNED BY DENVER (ACTIVE ROSTER) ON OCT. 17														
Oct 18	at Cleveland*	P	0	0	0.0	—	0	0	0	0.0	—	0	0	0
WAIVED BY DENVER OCT. 19/SIGNED BY DENVER (PRACTICE SQUAD) ON OCT. 21														
Season Totals		1/0	0	0	0.0	—	0	0	0	0.0	—	0	0	0



## SAM BRENNER

67

CENTER



6-2 • 310 • 4TH YR. • UTAH

BORN: April 27, 1990, in Oceanside, Calif.

HIGH SCHOOL: Oceanside (Calif.) High School

ACQUIRED: Waivers (Miami), 2015

NFL YEAR: 4th • YEAR WITH BRONCOS: 2nd

NFL GAMES PLAYED/STARTED: 10/4 • POSTSEASON GP/GS: 0/0

### BRENNER AT A GLANCE:

- A fourth-year center who appeared in 10 games (4 starts) for Miami (2013-15) and Denver (2015) during his first three NFL seasons.
- Spent eight weeks of the 2015 regular season and the entire postseason on Denver's active roster after being claimed off waivers from Miami.
- Appeared in three contests for the Dolphins in 2015 after starting 4-of-7 games played for the club during his rookie season in 2013.
- Spent the majority of his second season in 2014 on the Dolphins' practice squad before appearing on the team's active roster for the final game of the season.
- Started 26-of-51 games for the University of Utah, allowing just two combined sacks during the course of his junior and senior campaigns.
- Assigned to the Broncos via waivers from Miami on Nov. 18, 2015.
- Entered the NFL with Miami as a college free agent on May 3, 2013.

**CAREER TRANSACTIONS:** Signed by Miami as a college free agent 5/3/13; Waived by Miami 8/31/13; Signed by Miami (practice squad) 9/2/13; Signed by Miami (active roster) 11/16/13; Waived by Miami 8/30/14; Signed by Miami (practice squad) 9/1/14; Signed by Miami (active roster) 12/23/14; Waived by Miami 9/5/15; Signed by Miami (practice squad) 9/6/15; Signed by Miami (active roster) 9/11/15; Waived by Miami 9/14/15; Signed by Miami (practice squad) 9/16/15; Signed by Miami (active roster) 9/26/15; Waived by Miami 11/7/15; Signed by Miami 11/10/15; Waived by Miami 11/17/15; Claimed off waivers by Denver 11/18/15.



**2015:** Brenner appeared in three games with Miami before being claimed off waivers by Denver on Nov. 18 and spending the rest of the regular season and postseason on the club's active roster... Was inactive in eight regular season games and all three of Denver's postseason contests.

**2014:** Brenner spent the first 16 weeks of the season on Miami's practice squad... Promoted to the active roster and was inactive for the club's season finale.

**2013:** Brenner, who entered the NFL as a college free agent with Miami, started 4-of-7 games played... Earned all four of his starts at left guard... Made his NFL debut and first career start vs. S.D. (11/17).

**COLLEGE:** Brenner was a two-year starter at the University of Utah, playing 50-of-51 possible games and earning 26 starts in his collegiate career... Allowed just two sacks in 25 games as a junior and senior... Named second-team All-Pacific 12 Conference as a senior after starting all 12 games at left tackle (10) and right guard (2)... Started 12 games at right guard and one game at left tackle as a junior.

**PERSONAL:** Brenner was a two-time first-team all-league, all-North County and all-California Interscholastic Federation selection at Oceanside (Calif.) High School... Played in the California Bowl All-Star game following his senior season... Sam Brenner was born on April 27, 1990, in Oceanside, Calif.

### BRENNER'S REGULAR SEASON RECORD

Year	Club	G	S
2013	Miami	7	4
2014	Miami	0	0
2015	Mia./Den.	3	0
CAREER TOTALS		10	4



BRENNER'S POSTSEASON RECORD

Year	Club	G	S
2015	Denver	0	0
CAREER TOTALS		0	0



BRITTON COLQUITT

4

PUNTER



6-3 • 205 • 8TH YR. • TENNESSEE

BORN: March 20, 1985, in Knoxville, Tenn.

HIGH SCHOOL: Bearden High School, Knoxville, Tenn.

ACQUIRED: Free Agent, 2009

NFL YEAR: 8th • YEAR WITH BRONCOS: 8th

NFL GAMES PLAYED/STARTED: 96/0 • POSTSEASON GP/GS: 10/0

COLQUITT AT A GLANCE:

- An eighth-year punter who has played 96 regular-season games and 10 postseason contests for the Broncos and is the franchise career leader in gross (45.2) and net (39.1) punting average.
- Became Denver's all-time leading postseason punter following the 2015 playoffs, moving into first place in punts (48), gross average (43.8) and net average (40.4).
- Averaged at least 44 yards per kick in each of his first five NFL seasons as one of just six punters to equal that mark from 2010-14.
- Broke his own franchise record and ranked third in the NFL with a 42.1 net punting average in 2012 while finishing second in the league holding opponents to a 6.0-yard return average.
- Established Broncos single-season records in both gross (47.4) and net (40.2) punting average in 2011.
- Became just the third player in NFL history to post a 50-yard gross average and a 43-yard net average during a single month (min. 20 att.) when he averaged 50.3 gross yards and 43.5 net yards per punt in October 2011.
- Tied for the NFL lead with six games grossing 50 or more yards in 2010, while posting the 10th-highest gross punting average (44.6) in team annals.
- Punted five times for 281 yards at Arizona (12/12/10) to mark the highest single-game average (56.2) for a road game in franchise history.
- Completed brief stints on the Broncos' active roster and Miami's practice squad as a rookie in 2009.
- Joined by Kansas City's Dustin Colquitt as the first pair of brothers to punt in the NFL at the same time since 1941 (George and Wes McAfee).
- Averaged 42.6 yards on 209 career punts at the University of Tennessee, where he was a two-time All-Southeastern Conference selection and also handled kickoff duties.
- Entered the NFL with Denver as a college free agent on April 27, 2009.

**CAREER TRANSACTIONS:** Signed by Denver as a college free agent 4/27/09; Waived by Denver 9/1/09; Signed by Miami (practice squad) 12/22/09; Signed by Denver (active roster) 12/30/09.



**2015:** Colquitt punted 84 times for 3,663 yards (43.6 gross \ 39.7 net) with 22 kicks inside the 20 during the regular season... Tallied the fourth most punts inside the 20 (9) in NFL history for a single postseason, finishing with 23 punts for 1,072 yards (46.6 gross \ 42.7 net)... Punted six times for 282 yards (47.0 avg.) with three punts inside the 20-yard line in Denver's AFC Divisional Playoff Game vs. Pit. (1/17)... Punted nine times for 423 yards (47.0 avg.) with a postseason career-best four punts inside the 20-yard line and made one special-teams tackle in Denver's AFC Championship Game vs. N.E. (1/24)... Punted eight times for 367 yards (45.9 avg.) with

COLQUITT'S FRANCHISE PUNTING RECORDS

HIGHEST GROSS PUNTING AVG., BRONCOS HISTORY			HIGHEST NET PUNTING AVG., BRONCOS HISTORY		
Player	Year	Gross Avg.	Player	Year	Net Avg.
1. Britton Colquitt	2011	47.4	1. Britton Colquitt	2012	42.1
2. Tom Rouen	1998	46.9	2. Britton Colquitt	2011	40.2
3. Todd Sauerbrun	2007	46.8	3. Mike Horan	1990	38.9
4. Brett Kern	2009	46.7	4. Tom Rouen	1997	38.1
5. Tom Rouen	1999	46.5	5. Todd Sauerbrun	2005	38.0

## COLQUITT A HOUSEHOLD NFL NAME

The Colquitt family has produced four NFL punters, including Britton's brother (Dustin), father (Craig) and uncle (Jimmy). Craig Colquitt won two Super Bowl rings as the Steelers' punter and Jimmy Colquitt played two games for the Seahawks in 1985. All four Colquitts attended the University of Tennessee.

Denver's Britton Colquitt and Kansas City's Dustin Colquitt are the first brothers to punt in the NFL at the same time since 1941 (George and Wes McAfee).

### COLQUITT'S WHO PLAYED IN THE NFL

Player	Team (Years)	GP	No.	Avg.	LG	In20	Net
Craig Colquitt	Pit. (1978-84); Ind. (1987)	97	431	41.3	74	112	34.8
Jimmy Colquitt	Sea. (1985)	2	12	40.1	55	3	34.3
Dustin Colquitt	K.C. (2005-Pres.)	174	890	44.8	81	353	39.5
<b>Britton Colquitt</b>	<b>Den. (2009-Pres.)</b>	<b>96</b>	<b>472</b>	<b>45.2</b>	<b>67</b>	<b>149</b>	<b>39.1</b>

two punts inside the 20-yard line in Denver's Super Bowl 50 victory vs. Car. (2/7).

**2014:** Colquitt played all 16 regular-season games, totaling 3,048 yards on 66 punts (44.2 avg. / 37.6 net)... Punted a season-high eight times for 378 yards (47.3 avg. / 42.8 net) with three punts inside the 20 at Sea. (9/21)... Booted a season-long 65-yard punt at Oak. (11/9).

**2013:** Colquitt played all 16 regular-season games and punted 65 times for 2,893 yards (44.5 gross / 38.8 net)... Recorded just three touchbacks to represent a personal best and tie for the sixth-fewest in the NFL... Punted in all three postseason games for the Broncos... Tied a career high by placing five punts inside the 20-yard line vs. Bal. (9/5)... Punted three times and placed two punts inside the 20, while only allowing one return for zero yards at K.C. (12/1)... Held for Matt Prater's NFL-record 64-yard field goal vs. Ten. (12/8).

**2012:** Colquitt played all 16 games and ranked third in the NFL with a 42.1 net average to break his own team record from the previous season... Punted 67 times for 3,099 yards (46.3 avg.) with 27 placed inside the 20 and just four touchbacks... Allowed just 6.0 yards per return to rank second in the NFL... Launched a career-long 67-yard punt at Atl. (9/17)... Set postseason career highs with a 48.8 gross average and 44.4 net average with three of his five punts downed inside the 20 in Denver's AFC Divisional Playoff Game vs. Bal. (1/12).

**2011:** Colquitt set franchise single-season records for gross (47.4) and net (40.2) average after punting 101 times for 4,783 yards with 33 kicks placed inside the 20-yard line... Averaged 51.5 yards on 36 punts from Denver's own 25-yard line and in... Kicked in both of Denver's postseason games, punting 11 times for 436 yards (39.6 gross / 37.1 net) with two punts inside the 20... Posted the second-highest single-game net punting average (51.0) on six punts vs. Cin. (9/18)... Averaged 50.3 gross yards and 43.5 net yards per punt in October to become just the third player in NFL history to post a 50-yard gross average and a 43-yard net average during a single month... Placed a career-high five punts inside the 20-yard line in Denver's season finale vs. K.C. (1/1).

**2010:** Colquitt played all 16 games and ranked fifth in the AFC and 11th in the NFL with a 44.6-yard gross average... Punted 86 times for 3,838 yards (44.6 gross / 36.6 net) with 19 punts placed inside the 20-yard line... Tied for the NFL lead with six games recording a gross average of 50-plus yards... Registered a 56.2 gross average at Ari. (12/12) to mark the third-highest total in franchise history (highest on the road).

**2009:** Colquitt, who entered the NFL with the Broncos as a college free agent on April 27, was waived by the club at the conclusion of training camp... Signed to Miami's practice squad on Dec. 22 before Denver signed him to its active roster on Dec. 30... Declared inactive for the Broncos' season finale vs. K.C. (1/3).

**COLLEGE:** Colquitt played 43 career games at the University of Tennessee, punting 209 times for 8,897 yards (42.6 avg.) with 73 punts placed inside the 20-yard line while also handling kickoff duties... Only had one punt blocked at Tennessee... Earned All-Southeastern Conference honors twice... Played seven games as a senior in 2008, punting 42 times for 1,821 yards (43.4 avg.) with 13 punts placed inside the 20-yard line and a 71-yard long... Saw time in all 13 games for the Volunteers as a junior in 2007 and averaged 41.6 yards per punt (62-2,579) to earn second-team All-SEC honors... Ranked seventh in the nation and second in the SEC with a 44.9-yard punting average (46-2,066) as a sophomore in 2006 to earn consensus first-team All-SEC honors... Placed fourth in school history with his 44.9-yard punting average.

**PERSONAL:** Colquitt received all-state honors as a junior and senior at Bearden High School in Knoxville, Tenn., where he kicked and punted... Also lettered in soccer in high school, helping Bearden to a No. 1 national ranking and a state championship as a junior (25-0 record)... Father (Craig), brother (Dustin) and uncle (Jimmy) all punted for Tennessee... Craig Colquitt won two Super Bowl rings as the Steelers' punter from 1978-84, Dustin Colquitt punts for the Chiefs and Jimmy Colquitt punted for the Seahawks in 1985... Britton Colquitt was born on March 20, 1985, in Knoxville, Tenn.

### COLQUITT'S REGULAR SEASON RECORD

Year	Club	G	S	No.	Yds.	Avg.	Net.	TB	In 20	LG	Bk.
2009	Den./Mia.	0	0	0	0	0.0	0.0	0	0	—	0
2010	Denver	16	0	86	3,835	44.6	36.6	7	19	63	0
2011	Denver	16	0	101	4,783	47.4	40.2	7	33	66	0
2012	Denver	16	0	67	3,099	46.3	42.1	4	27	67	0
2013	Denver	16	0	65	2,893	44.5	38.8	3	23	60	1
2014	Denver	16	0	69	3,048	44.2	37.6	4	25	65	0
2015	Denver	16	0	84	3,663	43.6	39.7	4	22	62	0
<b>CAREER TOTALS</b>		<b>96</b>	<b>0</b>	<b>472</b>	<b>21,327</b>	<b>45.2</b>	<b>39.1</b>	<b>29</b>	<b>149</b>	<b>67</b>	<b>1</b>

**ADDITIONAL STATISTICS:** Special-teams tackles — 2010 (1), 2012 (1), 2014 (1), TOTAL (3). Kickoffs — 2010 (1 for 69 yds., 69.0 avg.), TOTAL (1 for 69 yds., 69.0 avg.).

## COLQUITT'S POSTSEASON RECORD

Year	Club	G	S	No.	Yds.	Avg.	Net.	TB	In 20	LG	Blk.
2011	Denver	2	0	11	436	39.6	37.1	0	2	50	0
2012	Denver	1	0	5	244	48.8	44.4	0	3	59	0
2013	Denver	3	0	3	108	36.0	29.3	1	1	48	0
2014	Denver	1	0	6	244	40.7	39.5	0	1	48	0
2015	Denver	3	0	23	1,072	46.6	42.7	1	9	57	0
<b>CAREER TOTALS</b>		<b>10</b>	<b>0</b>	<b>48</b>	<b>2,104</b>	<b>43.8</b>	<b>40.4</b>	<b>2</b>	<b>16</b>	<b>59</b>	<b>0</b>

**ADDITIONAL STATISTICS:** Special-teams tackles — 2015 (1), TOTAL (1).

## COLQUITT'S SINGLE GAME HIGHS

(postseason in parentheses)

**Punts** — 9, four times, last vs. Kansas City, 1/1/12 (9 vs. New England, 1/24/16). **Gross punt average** — 56.2 at Arizona, 12/12/10 (48.8 vs. Baltimore, 1/12/13). **Net punt average** — 51.0 vs. Cincinnati, 9/18/11 (45.6 vs. Carolina, 2/7/16). **Longest punt** — 67 at Atlanta, 9/17/12 (59 vs. Baltimore, 1/12/13). **Punts inside the 20** — 5, twice, last vs. Baltimore, 9/5/13 (4 vs. New England, 1/24/16).

## BRITTON COLQUITT'S CAREER GAME-BY-GAME

(Victories asterisked)

2010 DENVER (4-12)											
PUNTING											
Date	Opponent	P/S	No.	Yds.	Avg.	Net.	TB	In 20	LG	Blk.	Opp. Ret. Ret. Yds.
Sep 12	at Jacksonville	P	4	172	43.0	36.5	0	1	51	0	3 26
Sep 19	vs. Seattle*	P	4	205	51.3	30.8	0	2	63	0	3 82
Sep 26	vs. Indianapolis	P	3	143	47.7	46.3	0	1	55	0	1 4
Oct 3	at Tennessee*	P	5	208	41.6	35.8	1	2	51	0	1 9
Oct 10	at Baltimore	P	7	281	40.1	35.7	0	0	53	0	3 31
Oct 17	vs. N.Y. Jets	P	6	301	50.2	39.7	2	1	58	0	3 23
Oct 24	vs. Oakland	P	7	364	52.0	45.3	0	0	61	0	6 47
Oct 31	at San Francisco (London)	P	7	236	33.7	31.6	0	4	48	0	2 15
Nov 14	vs. Kansas City*	P	2	82	41.0	23.0	1	0	46	0	1 16
Nov 22	at San Diego	P	9	335	37.2	33.2	0	1	50	0	5 36
Nov 28	vs. St. Louis	P	4	201	50.3	40.5	1	0	57	0	3 19
Dec 5	at Kansas City	P	7	288	41.1	39.1	0	2	48	0	4 14
Dec 12	at Arizona	P	5	281	56.2	41.8	0	0	60	0	5 72
Dec 19	at Oakland	P	7	307	43.9	34.3	1	1	56	0	5 47
Dec 26	vs. Houston*	P	4	174	43.5	35.0	1	2	52	0	2 14
Jan 2	vs. San Diego	P	5	257	51.4	32.4	0	2	57	0	3 95
<b>Regular Season Totals</b>			<b>16/0</b>	<b>86</b>	<b>3,835</b>	<b>44.6</b>	<b>36.6</b>	<b>7</b>	<b>19</b>	<b>63</b>	<b>0 50 550</b>
2011 DENVER (8-8)											
PUNTING											
Date	Opponent	P/S	No.	Yds.	Avg.	Net.	TB	In 20	LG	Blk.	Opp. Ret. Ret. Yds.
Sep 12	vs. Oakland	P	4	165	41.3	31.3	2	1	65	0	0 0
Sep 18	vs. Cincinnati*	P	6	335	55.8	51.0	0	1	59	0	5 29
Sep 25	at Tennessee	P	5	246	49.2	45.0	0	4	62	0	4 21
Oct 2	at Green Bay	P	2	98	49.0	45.5	0	0	53	0	2 7
Oct 9	vs. San Diego	P	6	322	53.7	42.8	0	1	60	0	5 65
Oct 23	at Miami*	P	9	435	48.3	41.4	0	2	66	0	4 62
Oct 30	vs. Detroit	P	7	353	50.4	46.1	0	1	57	0	3 30
Nov 6	at Oakland*	P	5	238	47.6	39.0	0	0	57	0	4 43
Nov 13	at Kansas City*	P	7	307	43.9	39.7	0	4	60	0	3 29
Nov 17	vs. N.Y. Jets*	P	8	350	43.8	34.4	2	3	56	0	3 35
Nov 27	at San Diego*	P	9	391	43.4	37.2	2	3	61	0	3 16
Dec 4	at Minnesota*	P	6	307	51.2	48.8	0	3	59	0	3 14
Dec 11	vs. Chicago*	P	8	363	45.4	40.9	0	3	53	0	2 36
Dec 18	vs. New England	P	3	165	55.0	47.3	0	1	60	0	3 23
Dec 24	at Buffalo	P	7	306	43.7	24.4	0	1	50	0	3 135
Jan 1	vs. Kansas City	P	9	402	44.7	38.0	1	5	55	0	4 40
<b>Regular Season Totals</b>			<b>16/0</b>	<b>101</b>	<b>4,783</b>	<b>47.4</b>	<b>40.2</b>	<b>7</b>	<b>33</b>	<b>66</b>	<b>0 51 585</b>
Jan 8	vs. Pittsburgh* <sup>‡</sup>	P	4	164	41.0	41.0	0	1	50	0	0 0
Jan 14	at New England <sup>†</sup>	P	7	272	38.9	34.9	0	1	44	0	2 28
<b>Postseason Totals</b>			<b>2/0</b>	<b>11</b>	<b>436</b>	<b>39.6</b>	<b>37.1</b>	<b>0</b>	<b>2</b>	<b>50</b>	<b>0 2 28</b>

SAFC Wild Card Game; <sup>†</sup>AFC Divisional Playoff Game

## DID YOU KNOW?

Wide receiver Rod Smith totaled at least 70 receptions for nine consecutive seasons with the Broncos from 1997-2005, a streak that tied for the second longest in NFL history.

2012 DENVER (13-3)												
PUNTING												
Date	Opponent	P/S	No.	Yds.	Avg.	Net.	TB	In 20	LG	Blk.	Opp. Ret.	Ret. Yds.
Sep 9	vs. Pittsburgh*	P	2	90	45.0	33.5	0	1	46	0	2	23
Sep 17	at Atlanta	P	5	251	50.2	50.6	0	3	67	0	1	-2
Sep 23	vs. Houston	P	8	379	47.4	42.5	1	3	56	0	4	19
Sep 30	vs. Oakland	P	0	0	0.0	0.0	0	0	—	0	0	0
Oct 7	at New England	P	3	137	45.7	37.3	1	2	51	0	1	5
Oct 15	at San Diego*	P	5	223	44.6	41.8	0	2	56	0	4	14
Oct 28	vs. New Orleans*	P	5	232	46.4	42.6	1	3	55	0	1	-1
Nov 4	at Cincinnati*	P	3	140	46.7	47.0	0	1	49	0	3	-1
Nov 11	at Carolina*	P	6	288	48.0	46.3	0	3	60	0	3	10
Nov 18	vs. San Diego*	P	5	252	50.4	44.4	1	1	58	0	2	10
Nov 25	at Kansas City*	P	4	169	42.3	36.5	0	0	51	0	2	23
Dec 2	vs. Tampa Bay*	P	5	224	44.8	41.8	0	3	55	0	1	15
Dec 6	at Oakland*	P	2	89	44.5	40.5	0	2	53	0	1	8
Dec 16	at Baltimore*	P	8	344	43.0	36.5	0	2	49	0	5	52
Dec 23	vs. Cleveland*	P	3	147	49.0	45.3	0	0	56	0	2	11
Dec 30	vs. Kansas City*	P	3	134	44.7	41.0	0	1	53	0	1	11
<b>Regular Season Totals</b>		<b>16/0</b>	<b>67</b>	<b>3,099</b>	<b>46.3</b>	<b>42.1</b>	<b>4</b>	<b>27</b>	<b>67</b>	<b>0</b>	<b>33</b>	<b>197</b>
Jan 12	vs. Baltimore†	P	5	244	48.8	44.4	0	3	59	0	3	22
<b>Postseason Totals</b>		<b>1/0</b>	<b>5</b>	<b>244</b>	<b>48.8</b>	<b>44.4</b>	<b>0</b>	<b>3</b>	<b>59</b>	<b>0</b>	<b>3</b>	<b>22</b>
†AFC Divisional Playoff Game												

2013 DENVER (13-3)												
PUNTING												
Date	Opponent	P/S	No.	Yds.	Avg.	Net.	TB	In 20	LG	Blk.	Opp. Ret.	Ret. Yds.
Sep 5	vs. Baltimore*	P	7	319	45.6	40.9	1	5	59	0	1	13
Sep 15	at N.Y. Giants*	P	5	210	42.0	39.4	0	2	53	0	2	13
Sep 23	vs. Oakland*	P	1	37	37.0	37.0	0	1	37	0	0	0
Sep 29	vs. Philadelphia*	P	2	92	46.0	35.5	0	1	60	0	1	21
Oct 6	at Dallas*	P	0	0	0.0	0.0	0	0	—	0	0	0
Oct 13	vs. Jacksonville*	P	3	129	43.0	42.3	0	0	48	0	2	2
Oct 20	at Indianapolis	P	7	331	47.3	42.3	0	1	53	0	3	35
Oct 27	vs. Washington*	P	3	147	49.0	37.0	0	1	55	0	2	36
Nov 10	at San Diego*	P	5	233	46.6	42.6	1	0	59	0	0	0
Nov 17	vs. Kansas City*	P	6	275	45.8	40.3	0	1	54	0	5	33
Nov 24	at New England	P	8	325	40.6	35.8	0	4	49	0	3	39
Dec 1	at Kansas City*	P	3	132	44.0	44.0	0	2	53	0	1	0
Dec 8	vs. Tennessee*	P	2	65	32.5	32.5	0	2	36	0	0	0
Dec 12	at Houston*	P	4	186	46.5	43.8	0	1	51	0	2	11
Dec 22	at Houston*	P	6	292	48.7	37.0	0	1	55	0	5	70
Dec 29	at Oakland*	P	3	120	40.0	24.8	1	1	48	1	1	1
<b>Regular Season Totals</b>		<b>16/0</b>	<b>65</b>	<b>2,893</b>	<b>44.5</b>	<b>38.8</b>	<b>3</b>	<b>23</b>	<b>60</b>	<b>1</b>	<b>28</b>	<b>274</b>
Jan 12	vs. San Diego*†	P	0	0	0.0	0.0	0	0	—	0	0	0
Jan 19	vs. New England*#	P	1	48	48.0	28.0	1	0	48	0	0	0
Feb 2	vs. Seattle\$	P	2	60	30.0	30.0	0	1	48	0	0	0
<b>Postseason Totals</b>		<b>3/0</b>	<b>3</b>	<b>108</b>	<b>36.0</b>	<b>29.3</b>	<b>1</b>	<b>1</b>	<b>48</b>	<b>0</b>	<b>0</b>	<b>0</b>
†AFC Divisional Playoff Game; #AFC Championship Game; \$Super Bowl XLVIII												

2014 DENVER (12-4)												
PUNTING												
Date	Opponent	P/S	No.	Yds.	Avg.	Net.	TB	In 20	LG	Blk.	Opp. Ret.	Ret. Yds.
Sep 7	vs. Indianapolis*	P	5	234	46.8	42.0	0	1	53	0	5	24
Sep 14	vs. Kansas City*	P	3	132	44.0	43.3	0	1	53	0	2	2
Sep 21	at Seattle	P	8	378	47.3	42.8	0	3	58	0	5	36
Oct 5	vs. Arizona*	P	4	199	49.8	48.0	0	2	60	0	2	7
Oct 12	at N.Y. Jets*	P	8	352	44.0	41.8	0	2	53	0	4	18
Oct 19	vs. San Francisco*	P	4	171	42.8	41.8	0	2	46	0	1	4
Oct 23	vs. San Diego*	P	4	162	40.5	39.0	0	3	49	0	1	6
Nov 2	at New England	P	3	135	45.0	17.0	0	0	53	0	1	84†
Nov 9	at Oakland*	P	5	226	45.2	40.4	1	3	65	0	1	4
Nov 16	at St. Louis	P	5	183	36.6	34.0	0	1	45	0	2	13
Nov 23	vs. Miami*	P	1	45	45.0	28.0	0	0	45	0	1	17
Nov 30	at Kansas City*	P	4	139	34.8	34.8	0	3	48	0	1	0
Dec 7	vs. Buffalo*	P	3	149	49.7	43.0	1	2	53	0	0	0
Dec 14	at San Diego*	P	3	121	40.3	20.0	0	0	51	0	2	61
Dec 22	at Cincinnati	P	6	283	47.2	31.8	1	2	54	0	3	72
Dec 28	vs. Oakland*	P	3	139	46.3	32.0	1	0	56	0	2	23
<b>Regular Season Totals</b>		<b>16/0</b>	<b>69</b>	<b>3,048</b>	<b>44.2</b>	<b>37.6</b>	<b>4</b>	<b>25</b>	<b>65</b>	<b>0</b>	<b>33</b>	<b>371</b>
Jan 11	vs. Indianapolis†	P	6	244	40.7	39.5	0	1	48	0	3	7
<b>Postseason Totals</b>		<b>1/0</b>	<b>6</b>	<b>244</b>	<b>40.7</b>	<b>39.5</b>	<b>0</b>	<b>1</b>	<b>48</b>	<b>0</b>	<b>3</b>	<b>7</b>
†AFC Divisional Playoff Game												

2015 DENVER (12-4)

PUNTING

Date	Opponent	P/S	No.	Yds.	Avg.	Net.	TB	In 20	LG	Blk.	Opp. Ret.	Ret. Yds.
Sep 13	vs. Baltimore*	P	5	259	51.8	45.4	0	2	62	0	2	22
Sep 17	at Kansas City*	P	7	314	44.9	42.7	0	1	56	0	4	15
Sep 27	at Detroit*	P	5	213	42.6	37.0	0	3	50	0	1	28
Oct 4	vs. Minnesota*	P	3	141	47.0	44.7	0	1	50	0	1	7
Oct 11	at Oakland*	P	5	211	42.2	33.2	1	1	44	0	1	25
Oct 18	at Cleveland*	P	7	319	45.6	37.9	1	0	57	0	3	34
Nov 1	vs. Green Bay*	P	3	120	40.0	37.0	0	2	46	0	1	9
Nov 8	at Indianapolis	P	5	215	43.0	42.6	0	2	53	0	3	2
Nov 15	vs. Kansas City	P	6	277	46.2	45.2	0	0	51	0	3	6
Nov 22	at Chicago*	P	7	277	39.6	39.0	0	3	46	0	1	4
Nov 29	vs. New England*	P	8	347	43.4	38.3	1	0	59	0	4	21
Dec 6	at San Diego*	P	5	183	36.6	31.8	1	2	47	0	1	4
Dec 13	vs. Oakland	P	4	178	44.5	37.3	0	0	50	0	3	29
Dec 20	at Pittsburgh	P	6	258	43.0	39.2	0	1	52	0	3	23
Dec 28	vs. Cincinnati*	P	5	217	43.4	41.8	0	3	54	0	4	8
Jan 3	vs. San Diego*	P	3	134	44.7	44.7	0	1	53	0	1	0
<b>Season Totals</b>		<b>16/0</b>	<b>84</b>	<b>3,663</b>	<b>43.6</b>	<b>39.7</b>	<b>4</b>	<b>22</b>	<b>62</b>	<b>0</b>	<b>36</b>	<b>247</b>
Jan 17	vs. Pittsburgh* <sup>†</sup>	P	6	282	47.0	40.3	1	3	59	0	4	20
Jan 24	vs. New England* <sup>‡</sup>	P	9	423	47.0	41.7	0	4	54	0	4	48
Feb 7	vs. Carolina* <sup>§</sup>	P	8	367	45.9	45.6	0	2	54	0	3	2
<b>Postseason Totals</b>		<b>3/0</b>	<b>23</b>	<b>1,072</b>	<b>46.6</b>	<b>42.7</b>	<b>1</b>	<b>9</b>	<b>59</b>	<b>0</b>	<b>11</b>	<b>70</b>

<sup>†</sup>AFC Divisional Playoff Game; <sup>‡</sup>AFC Championship Game; <sup>§</sup>Super Bowl 50



## JARED CRICK

93

### DEFENSIVE END

6-4 • 285 • 5TH YR. • NEBRASKA

BORN: Aug. 21, 1989, in Cozad, Neb.

HIGH SCHOOL: Cozad (Neb.) High School

ACQUIRED: Unrestricted Free Agent, 2016

NFL YEAR: 5th • YEAR WITH BRONCOS: 1st

NFL GAMES PLAYED/STARTED: 63/32 • POSTSEASON GP/GS: 3/1



### CRICK AT A GLANCE:

- A fifth-year defensive lineman who appeared in 63 regular-season games (32 starts) and three postseason contests (1 starts) with Houston (2012-15).
- Totaled 146 tackles (81 solo), 5.5 sacks (34 yds.), 13 passes defended, one forced fumble and two fumble recoveries in his first four NFL seasons.
- Opened all 16 contests and one postseason game for Houston in 2015, recording 48 tackles (28 solo), two sacks (14 yds.), one forced fumble and two fumble recoveries.
- Set career highs in 2014 for tackles (56), sacks (29) and passes defended (6) while playing under Broncos Defensive Line Coach Bill Kollar.
- Played 42 games (33 starts) at the University of Nebraska, totaling 167 tackles (75 solo), 20 sacks (145 yds.), eight passes defended and two blocked kicks.
- Named to the All-Big 12 Conference first team and Associated Press All-America second team as a junior for Nebraska after posting 73 tackles and 9.5 sacks (57 yds.)
- Joined the Broncos as an unrestricted free agent on April 6, 2016.
- Selected by the Texans in the fourth round (126th overall) of the 2012 NFL Draft.

**CAREER TRANSACTIONS:** Signed by Houston as a draft choice 5/14/12; Signed by Denver as an unrestricted free agent 4/6/16.



**2015:** Crick opened all 16 games for the first time in his career, recording 48 tackles (28 solo), two sacks (14 yds.), two passes defended, one forced fumble and two fumble recoveries... Tallied multiple defensive stops in 12 games... Started and recorded five tackles (2 solo) in Houston's AFC Wild Card Playoff Game vs. K.C. (1/9).

**2014:** Crick saw action in all 16 games (15 starts) and posted career highs in tackles (56), sacks (3.5) and passes defended (6)... Tallied five or more tackles in six contests, including a career-best nine stops (2 solo) vs. Cin. (11/23)... Posted his first career sack vs. Buf. (9/28)... Finished the season with sacks in consecutive contests vs. Bal. (12/21) and vs. Jac. (12/28).

**2013:** Crick appeared in all 16 contests (1 start), registering 20 tackles (11 solo) and three passes defended... Made his first career start in Houston's season opener at S.D. (9/9).



**2012:** Selected by the Houston Texans in the fourth round (126th overall) of the 2012 NFL Draft, Crick saw action in 15 regular-season games and two playoff contests during his rookie campaign... Posted 22 tackles (13 solo) and two passes defended... Made his NFL debut vs. Mia. (9/9)... Appeared in both of Houston's postseason games, recording one tackle in Houston's AFC Divisional Playoff Game at N.E. (1/13).

**COLLEGE:** Crick appeared in 42 games for the University of Nebraska, opening 33 consecutive contests before suffering a season-ending pectoral injury his senior season... Totaled 167 tackles (75 solo), 20 sacks (145 yds.), eight passes defended, one forced fumble, two fumble recoveries and two blocked kicks... Finished his collegiate career ranked eighth on Nebraska's all-time sacks list (20)... Named to the All-Big 12 Conference first team and Associated Press All-America second team as a junior after posting 73 tackles and 9.5 sacks (57 yds.)... Received All-Big 12 Conference first-team honors following his sophomore year... Earned the Brook Berringer Memorial Scholarship for his community work and was Nebraska's first-ever winner of a Big Ten Sportsmanship Award.

**PERSONAL:** Crick was a three-sport star at Cozad (Neb.) High School, competing in football, basketball and track and field... Earned All-Nebraska honors as a junior and senior from the *Omaha World-Herald* and the *Lincoln Journal Star*... Played defensive end and tight end as a senior, making 68 tackles and catching 15 passes for 284 yards and four touchdowns... Jared Crick was born on Aug. 21, 1989.

### CRICK'S REGULAR SEASON RECORD

Year	Club	G	S	UT	A	TT	S-Yds.	I-Yds.	PD	FF	FR	TD-Int.	TD-FR	S	Pts.
2012	Houston	15	0	13	9	22	0-0	0-0	2	0	0	0	0	0	0
2013	Houston	16	1	11	9	20	0-0	0-0	3	0	0	0	0	0	0
2014	Houston	16	15	29	27	56	3.5-20	0-0	6	0	0	0	0	0	0
2015	Houston	16	16	28	20	48	2.0-14	0-0	2	1	2	0	0	0	0
<b>CAREER TOTALS</b>		<b>63</b>	<b>32</b>	<b>81</b>	<b>65</b>	<b>146</b>	<b>5.5-34</b>	<b>0-0</b>	<b>13</b>	<b>1</b>	<b>2</b>	<b>0</b>	<b>0</b>	<b>0</b>	<b>0</b>

### CRICK'S POSTSEASON RECORD

Year	Club	G	S	UT	A	TT	S-Yds.	I-Yds.	PD	FF	FR	TD-Int.	TD-FR	S	Pts.
2012	Houston	2	0	0	1	1	0-0	0-0	0	0	0	0	0	0	0
2015	Houston	1	1	2	3	5	0-0	0-0	0	0	0	0	0	0	0
<b>CAREER TOTALS</b>		<b>3</b>	<b>1</b>	<b>2</b>	<b>4</b>	<b>6</b>	<b>0-0</b>	<b>0-0</b>	<b>0</b>	<b>0</b>	<b>0</b>	<b>0</b>	<b>0</b>	<b>0</b>	<b>0</b>

### CRICK'S SINGLE-GAME HIGHS

(Postseason in parentheses)

**Tackles** — 9 vs. Cincinnati, 11/23/14 (5 vs. Kansas City, 1/9/16). **Sacks** — 1.5 vs. Buffalo, 9/28/14 (none). **Sack yards** — 10 vs. Baltimore, 12/21/14 (none).

### JARED CRICK'S CAREER GAME-BY-GAME

(Victories asterisked)

2012 HOUSTON (12-4)			TACKLES								
Date	Opponent	P/S	UT	A	TT	S-Yds.	I-Yds.	PD	FF	FR	
Sep 9	vs. Miami*	P	1	0	1	0-0	0-0	0	0	0	
Sep 16	at Jacksonville*	P	1	0	1	0-0	0-0	0	0	0	
Sep 23	at Denver*	P	0	0	0	0-0	0-0	0	0	0	
Sep 30	vs. Tennessee*	P	0	0	0	0-0	0-0	0	0	0	
Oct 8	at New York Jets*					DNP					
Oct 14	vs. Green Bay	P	2	0	2	0-0	0-0	1	0	0	
Oct 21	vs. Baltimore*	P	1	1	2	0-0	0-0	0	0	0	
Nov 4	vs. Buffalo*	P	0	1	1	0-0	0-0	1	0	0	
Nov 11	at Chicago*	P	0	0	0	0-0	0-0	0	0	0	
Nov 18	vs. Jacksonville*	P	0	2	2	0-0	0-0	0	0	0	
Nov 22	at Detroit*	P	3	1	4	0-0	0-0	0	0	0	
Dec 2	at Tennessee*	P	2	0	2	0-0	0-0	0	0	0	
Dec 10	at New England	P	0	4	4	0-0	0-0	0	0	0	
Dec 16	vs. Indianapolis*	P	1	0	1	0-0	0-0	0	0	0	
Dec 23	vs. Minnesota	P	1	0	1	0-0	0-0	0	0	0	
Dec 30	at Indianapolis	P	1	0	1	0-0	0-0	0	0	0	
Season Totals		15/0	13	9	22	0-0	0-0	2	0	0	
Jan 5	vs. Cincinnati*§	P	0	0	0	0-0	0-0	0	0	0	
Jan 13	at New England†	P	0	1	1	0-0	0-0	0	0	0	
Postseason Totals		2/0	0	1	1	0-0	0-0	0	0	0	
SAFC Wild Card Game; †AFC Divisional Playoff Game											

SAFC Wild Card Game; †AFC Divisional Playoff Game

### Did You Know?

The Broncos' 34-30 win at Cleveland on Nov. 6, 2008, marked their 400th all-time victory. Denver became the second original American Football League team and the 16th franchise overall to reach the 400-win mark (regular season and postseason).

2013 HOUSTON (2-14)			TACKLES								
Date	Opponent	P/S	UT	A	TT	S-Yds.	I-Yds.	PD	FF	FR	
Sep 9	at San Diego*	S	1	2	3	0-0	0-0	0	0	0	
Sep 15	vs. Tennessee*	P	0	0	0	0-0	0-0	0	0	0	
Sep 22	at Baltimore	P	1	0	1	0-0	0-0	0	0	0	
Sep 29	vs. Seattle	P	0	0	0	0-0	0-0	0	0	0	
Oct 6	at San Francisco	P	1	1	2	0-0	0-0	2	0	0	
Oct 13	vs. St. Louis	P	1	2	3	0-0	0-0	0	0	0	
Oct 20	at Kansas City	P	0	0	0	0-0	0-0	0	0	0	
Nov 3	vs. Indianapolis	P	0	0	0	0-0	0-0	0	0	0	
Nov 10	at Arizona	P	1	1	2	0-0	0-0	0	0	0	
Nov 17	vs. Oakland	P	1	0	1	0-0	0-0	0	0	0	
Nov 24	vs. Jacksonville	P	1	1	2	0-0	0-0	0	0	0	
Dec 1	vs. New England	P	0	0	0	0-0	0-0	0	0	0	
Dec 5	at Jacksonville	P	1	0	1	0-0	0-0	0	0	0	
Dec 15	at Indianapolis	P	1	1	2	0-0	0-0	1	0	0	
Dec 22	vs. Denver	P	1	0	1	0-0	0-0	0	0	0	
Dec 29	at Tennessee	P	1	1	2	0-0	0-0	0	0	0	
Season Totals			16/1	11	9	20	0-0	0-0	3	0	0
2014 HOUSTON (9-7)			TACKLES								
Date	Opponent	P/S	UT	A	TT	S-Yds.	I-Yds.	PD	FF	FR	
Sep 7	vs. Washington*	S	3	1	4	0-0	0-0	0	0	0	
Sep 14	at Oakland*	S	1	0	1	0-0	0-0	1	0	0	
Sep 21	at New York Giants	S	2	3	5	0-0	0-0	0	0	0	
Sep 28	vs. Buffalo*	S	1	3	4	1.5-5	0-0	0	0	0	
Oct 5	at Dallas	P	3	0	3	0-0	0-0	0	0	0	
Oct 9	vs. Indianapolis	S	3	3	6	0-0	0-0	1	0	0	
Oct 20	at Pittsburgh	S	4	1	5	0-0	0-0	0	0	0	
Oct 26	at Tennessee*	S	0	0	0	0-0	0-0	0	0	0	
Nov 2	vs. Philadelphia	S	2	3	5	0-0	0-0	0	0	0	
Nov 16	at Cleveland*	S	1	0	1	0-0	0-0	1	0	0	
Nov 23	vs. Cincinnati	S	2	7	9	0-0	0-0	0	0	0	
Nov 30	vs. Tennessee*	S	0	2	2	0-0	0-0	0	0	0	
Dec 7	at Jacksonville*	S	2	1	3	0-0	0-0	1	0	0	
Dec 14	at Indianapolis	S	1	1	2	0-0	0-0	0	0	0	
Dec 21	vs. Baltimore*	S	3	2	5	1-10	0-0	1	0	0	
Dec 28	vs. Jacksonville*	S	1	0	1	1-5	0-0	1	0	0	
Season Totals			16/15	29	27	56	3.5-20	0-0	6	0	0
2015 HOUSTON (9-7)			TACKLES								
Date	Opponent	P/S	UT	A	TT	S-Yds.	I-Yds.	PD	FF	FR	
Sep 13	vs. Kansas City	S	3	0	3	0-0	0-0	1	0	0	
Sep 20	at Carolina	S	3	4	7	0-0	0-0	0	0	0	
Sep 27	vs. Tampa Bay*	S	1	0	1	0-0	0-0	0	0	0	
Oct 4	at Atlanta	S	3	1	4	1-5	0-0	0	0	0	
Oct 8	vs. Indianapolis	S	3	3	6	0-0	0-0	0	0	0	
Oct 18	at Jacksonville*	S	1	1	2	0-0	0-0	0	0	0	
Oct 25	at Miami	S	3	1	4	0-0	0-0	0	1	0	
Nov 1	vs. Tennessee*	S	3	1	4	1-9	0-0	0	0	1	
Nov 16	at Cincinnati*	S	2	0	2	0-0	0-0	0	0	0	
Nov 22	vs. New York Jets*	S	0	1	1	0-0	0-0	0	0	0	
Nov 29	vs. New Orleans*	S	0	1	1	0-0	0-0	0	0	0	
Dec 6	at Buffalo	S	2	1	3	0-0	0-0	0	0	0	
Dec 13	vs. New England	S	2	3	5	0-0	0-0	0	0	0	
Dec 20	at Indianapolis*	S	2	0	2	0-0	0-0	0	0	0	
Dec 27	at Tennessee*	S	1	0	1	0-0	0-0	0	0	1	
Jan 3	vs. Jacksonville*	S	1	1	2	0-0	0-0	1	0	0	
Season Totals			16/16	28	20	48	2-14	0-0	2	1	2
Jan 9	vs. Kansas City§	S	2	3	5	0-0	0-0	0	0	0	
Postseason Totals			1/1	2	3	5	0-0	0-0	0	0	0
SAFC Wild Card Game											

## Did You Know?

The Broncos in 2005 became the first team in NFL history to have two 100-yard rushers and a 300-yard passer in the same game. In Denver's contest against Philadelphia on Oct. 30, 2005, Mike Anderson (126 yds.) and Tatum Bell (107 yds.) each had at least 100 rushing yards while Jake Plummer (309 yds.) cleared the 300-yard passing mark in Denver's 49-21 victory.



# TODD DAVIS

51

## INSIDE LINEBACKER

6-1 • 230 • 3RD YR. • SACRAMENTO STATE

BORN: May 17, 1992, in Palmdale, Calif.

HIGH SCHOOL: Paraclete High School, Lancaster, Calif.

ACQUIRED: Waivers (New Orleans), 2014

NFL YEAR: 3rd • YEAR WITH BRONCOS: 3rd

NFL GAMES PLAYED/STARTED: 25/4 • POSTSEASON GP/GS: 4/0



### DAVIS AT A GLANCE:

- A third-year linebacker who has seen action in a combined 25 regular-season games (4 starts) and four postseason contests with New Orleans (2014) and Denver (2014-15).
- Recorded 31 tackles (20 solo), two passes defended, one fumble recovery and 12 special-teams stops in his first two NFL seasons.
- Posted 14 tackles (11 solo) and seven special-teams stops for Denver in 2015.
- Totaled 17 tackles (9 solo), two passes defended and five special-teams tackles—all with Denver—in six games (2 starts) in 2014.
- Played 45 games for Sacramento State University and finished his collegiate career with 351 tackles (157 solo), 9.5 sacks (68 yds.), three interceptions (35 yds.), six passes defended and one blocked kick.
- Left Sacramento State ranked second in school history with 351 tackles (157 solo).
- Assigned to the Broncos via waivers from New Orleans on Nov. 13, 2014.
- Entered the NFL with New Orleans as a college free agent on June 23, 2014.

**CAREER TRANSACTIONS:** Signed by New Orleans as a college free agent 6/23/14; Waived by New Orleans 8/30/14; Signed by New Orleans (practice squad) 9/1/14; Waived by New Orleans 9/4/14; Signed by New Orleans (practice squad) 9/18/14; Signed by New Orleans (active roster) 10/18/14; Waived by New Orleans 10/20/14; Signed by New Orleans (practice squad) 10/22/14; Signed by New Orleans (active roster) 10/29/14; Waived by New Orleans 11/12/14; Claimed off waivers by Denver 11/13/14.



**2015:** Davis appeared in all 16 regular-season games (2 starts) and all three of Denver's postseason contests, finishing with 14 tackles (11 solo) and seven special-teams stops... Recovered a fumble and a tackle on special teams at K.C. (9/17)... Led the team with a career-best three special-teams stops at Cle. (10/18)... Started and made four solo tackles vs. Oak. (12/13)... Played in Denver's AFC Divisional Playoff Game vs. Pit. (1/17), in Denver's AFC Championship Game vs. N.E. (1/24) and Denver's Super Bowl 50 victory vs. Car. (2/7).

**2014:** Davis, who entered the NFL with New Orleans as a college free agent, appeared in a combined nine regular-season games (2 starts) for the Saints and Broncos... Played three games for the Saints and recorded three special-teams stops... Waived by New Orleans on Nov. 12 and was claimed by Denver on Nov. 13... Saw action in six contests (2 starts) with the Broncos, totaling 17 tackles (9 solo), two passes defended and two special-teams stops... Made his Broncos debut vs. Mia. (11/23), playing 15 special-teams snaps and tallying a special-teams tackle... Recorded his first career defensive tackle at S.D. (12/14) and finished the game with four total stops (1 solo)... Made his first career start at middle linebacker on *Monday Night Football* at Cin. (12/22) and finished with a career-high seven tackles (3 solo)... Led the team with six tackles (5 solo) and recorded his first pass defended vs. Oak. (12/28).

**COLLEGE:** Davis played 45 games at Sacramento State University and finished his collegiate career ranked second in school history with 351 tackles (157 solo) in addition to totaling 9.5 sacks (68 yds.), four forced fumbles, one fumble recovery, three interceptions (35 yds.), six passes defended and one blocked kick... Appeared in 12 games as a senior and tallied a team-leading 131 tackles (54 solo), five sacks (36 yds.), two forced fumbles, two interceptions (34 yds.), four passes defended and one blocked kick... Named a first-team All-Big Sky Conference selection and second-team All-America choice by *The Sports Network* following his senior year... Named second-team All-Big Sky and the team's defensive MVP as a junior.

**PERSONAL:** Davis attended Paraclete High School in Lancaster, Calif., where he recorded 119 tackles and three sacks as a senior to earn first-team all-state honors.... Todd Davis was born on May 17, 1992, in Palmdale, Calif.

### DAVIS' REGULAR SEASON RECORD

Year	Club	G	S	UT	A	TT	S-Yds.	I-Yds.	PD	FF	FR	TD-Int.	TD-FR	S	Pts.
2014	N.O./Den.	9	2	9	8	17	0-0	0-0	2	0	0	0	0	0	0
2015	Denver	16	2	11	3	14	0-0	0-0	0	0	0	0	0	0	0
<b>CAREER TOTALS</b>		<b>25</b>	<b>4</b>	<b>20</b>	<b>11</b>	<b>31</b>	<b>0-0</b>	<b>0-0</b>	<b>2</b>	<b>0</b>	<b>0</b>	<b>0</b>	<b>0</b>	<b>0</b>	<b>0</b>

**ADDITIONAL STATISTICS:** Special-teams tackles — 2014 (5), 2015 (7), TOTAL (12). Special-teams FR — 2015 (1), TOTAL (1).

### DAVIS' POSTSEASON RECORD

Year	Club	G	S	UT	A	TT	S-Yds.	I-Yds.	PD	FF	FR	TD-Int.	TD-FR	S	Pts.
2014	Denver	1	0	3	3	6	0-0	0-0	0	0	0	0	0	0	0
2015	Denver	3	0	0	0	0	0-0	0-0	0	0	0	0	0	0	0
<b>CAREER TOTALS</b>		<b>4</b>	<b>0</b>	<b>3</b>	<b>3</b>	<b>6</b>	<b>0-0</b>	<b>0-0</b>	<b>0</b>	<b>0</b>	<b>0</b>	<b>0</b>	<b>0</b>	<b>0</b>	<b>0</b>

### TODD DAVIS' CAREER GAME-BY-GAME


(Victories asterisked)

2014 N.O. (7-9) / DEN. (12-4)			TACKLES							
Date	Opponent	P/S	UT	A	TT	S-Yds.	I-Yds	PD	FF	FR
Games 3-5				PRACTICE SQUAD (N.O.)						
Oct 19	at Detroit	P	0	0	0	0-0	0-0	0	0	0
Oct 26	vs. Green Bay*			PRACTICE SQUAD (N.O.)						
Oct 30	at Carolina*	P	0	0	0	0-0	0-0	0	0	0
Nov 9	vs. San Francisco	P	0	0	0	0-0	0-0	0	0	0
WAIVED BY NEW ORLEANS ON NOV. 12 / CLAIMED BY DENVER OFF WAIVERS ON NOV. 13										
Nov 16	at St. Louis			INACTIVE						
Nov 23	vs. Miami*	P	0	0	0	0-0	0-0	0	0	0
Nov 30	at Kansas City*	P	0	0	0	0-0	0-0	0	0	0
Dec 7	vs. Buffalo*	P	0	0	0	0-0	0-0	0	0	0
Dec 14	at San Diego*	P	1	3	4	0-0	0-0	0	0	0
Dec 22	at Cincinnati	S	3	4	7	0-0	0-0	0	0	0
Dec 28	vs. Oakland*	S	5	1	6	0-0	0-0	2	0	0
Regular Season Totals		9/2	9	8	17	0-0	0-0	2	0	0
Jan 11	vs. Indianapolis†	P	3	3	6	0-0	0-0	0	0	0
Postseason Totals		1/0	3	3	6	0-0	0-0	0	0	0
†AFC Divisional Playoff Game										

†AFC Divisional Playoff Game

2015 DENVER (12-4)		TACKLES													
Date	Opponent	P/S	UT	A	TT	S-Yds.	I-Yds.	PD	FF	FR					
Sep 13	vs. Baltimore*	P	0	0	0	0-0	0-0	0	0	0					
Sep 17	at Kansas City*	P	0	0	0	0-0	0-0	0	0	0					
Sep 27	at Detroit*	P	0	0	0	0-0	0-0	0	0	0					
Oct 4	vs. Minnesota*	S	0	0	0	0-0	0-0	0	0	0					
Oct 11	at Oakland*	P	1	1	2	0-0	0-0	0	0	0					
Oct 18	at Cleveland*	P	0	0	0	0-0	0-0	0	0	0					
Nov 1	vs. Green Bay*	P	1	0	1	0-0	0-0	0	0	0					
Nov 8	at Indianapolis	P	0	2	2	0-0	0-0	0	0	0					
Nov 15	vs. Kansas City	P	0	0	0	0-0	0-0	0	0	0					
Nov 22	at Chicago*	P	0	0	0	0-0	0-0	0	0	0					
Nov 29	vs. New England*	P	0	0	0	0-0	0-0	0	0	0					
Dec 6	at San Diego*	P	0	0	0	0-0	0-0	0	0	0					
Dec 13	vs. Oakland	S	4	0	4	0-0	0-0	0	0	0					
Dec 20	at Pittsburgh	P	0	0	0	0-0	0-0	0	0	0					
Dec 28	vs. Cincinnati*	P	0	0	0	0-0	0-0	0	0	0					
Jan 3	vs. San Diego*	P	5	0	5	0-0	0-0	0	0	0					
<b>Season Totals</b>		<b>16/2</b>	<b>11</b>	<b>3</b>	<b>14</b>	<b>0-0</b>	<b>0-0</b>	<b>0</b>	<b>0</b>	<b>0</b>					
Jan 17	vs. Pittsburgh*†	P	0	0	0	0-0	0-0	0	0	0					
Jan 24	vs. New England*#	P	0	0	0	0-0	0-0	0	0	0					
Feb 7	vs. Carolina*\$	P	0	0	0	0-0	0-0	0	0	0					
<b>Postseason Totals</b>		<b>3/0</b>	<b>0</b>	<b>0</b>	<b>0</b>	<b>0-0</b>	<b>0-0</b>	<b>0</b>	<b>0</b>	<b>0</b>					

†AFC Divisional Playoff Game; #AFC Championship Game; \$Super Bowl 50



## LORENZO DOSS

37

### CORNERBACK

5-11 • 187 • 2ND YR. • TULANE

BORN: Nov. 9, 1991, in New Orleans

HIGH SCHOOL: St. Augustine High School, New Orleans

ACQUIRED: Draft #5 (164th overall), 2015

NFL YEAR: 2nd • YEAR WITH BRONCOS: 2nd

NFL GAMES PLAYED/STARTED: 6/0 • POSTSEASON GP/GS: 0/0



### DOSS AT A GLANCE:

- A second-year cornerback who appeared in six games and made one special-teams tackle during his rookie season with the Broncos in 2015.
- Started 34-of-37 games played in his three-year career at Tulane University, finishing with 126 tackles (94 solo), 15 interceptions, 35 passes defended, one sack and two fumble recoveries.

- Owns the second most career interceptions (15) in Green Wave history with his 271 interception return yards ranking first in school annals.
- Selected by the Broncos in the fifth round (164th overall) of the 2015 NFL Draft.

**CAREER TRANSACTIONS:** Signed by Denver as a draft choice 5/14/15.



**2015:** Selected by the Broncos in the fifth round (164th overall) of the 2015 NFL Draft, Doss spent his entire rookie season on the active roster and appeared in six games... Made his NFL debut on special teams at Det. (9/27)... Posted a solo special-teams stop vs. K.C. (11/15)... Inactive for Denver's three postseason contests.

**COLLEGE:** Doss started 34-of-37 games played in his three-year career at Tulane University, finishing with 126 tackles (94 solo), 15 interceptions, 35 passes defended, one sack and two fumble recoveries... Started all 12 games as a junior and earned second-team All-American Athletic Conference and All-Louisiana honors... Recorded 48 tackles (36 solo), three interceptions and 12 passes defended... Named to the Chuck Bednarik Award, Bronko Nagurski Trophy and Walter Camp Player of the Year Preseason Watch Lists... Claimed second-team All-America status in addition to first-team All-Conference USA honors after leading the Green Wave with seven interceptions as a sophomore... Added 34 tackles (25 solo) and 16 passes defended to go along with 185 interception return yards—including two touchdowns... Set a school freshman record with five interceptions.

**PERSONAL:** Doss helped lead St. Augustine High School in New Orleans to a pair of state playoff appearances, including a district title, as a senior... Named an honorable mention 4A all-state selection and a first-team All-District 10-4A pick as a senior after catching 15 passes for 330 yards (22.0 avg.)... Selected to represent Orleans Parish in the 2011 Lake Pontchartrain All-Star Classic... Lettered four years in baseball and twice in track and field... Majored in public relations at Tulane... His brother, Lee, played football at Southern University... Lorenzo Doss was born on April 22, 1994, in New Orleans.

### DOSS' REGULAR SEASON RECORD

Year	Club	G	S	UT	A	TT	S-Yds.	I-Yds.	PD	FF	FR	TD-Int.	TD-FR	S	Pts.
2015	Denver	6	0	0	0	0	0-0	0-0	0	0	0	0	0	0	0
<b>CAREER TOTALS</b>		<b>6</b>	<b>0</b>	<b>0</b>	<b>0</b>	<b>0</b>	<b>0-0</b>	<b>0-0</b>	<b>0</b>	<b>0</b>	<b>0</b>	<b>0</b>	<b>0</b>	<b>0</b>	<b>0</b>

**ADDITIONAL STATISTICS:** Special-teams tackles — 2015 (1), TOTAL (1).

### LORENZO DOSS' CAREER GAME-BY-GAME

(Victories asterisked)

2015 DENVER (12-4)		TACKLES									
Date	Opponent	P/S	UT	A	TT	S-Yds.	I-Yds.	PD	FF	FR	
Sep 13	vs. Baltimore*				INACTIVE						
Sep 17	at Kansas City*				INACTIVE						
Sep 27	at Detroit*	P	0	0	0	0-0	0-0	0	0	0	
Oct 4	vs. Minnesota*	P	0	0	0	0-0	0-0	0	0	0	
Games 5-8					INACTIVE						
Nov 15	vs. Kansas City	P	0	0	0	0-0	0-0	0	0	0	
Nov 22	at Chicago*				INACTIVE						
Nov 29	vs. New England*				INACTIVE						
Dec 6	at San Diego*	P	0	0	0	0-0	0-0	0	0	0	
Dec 13	vs. Oakland	P	0	0	0	0-0	0-0	0	0	0	
Dec 20	at Pittsburgh	P	0	0	0	0-0	0-0	0	0	0	
Dec 28	vs. Cincinnati*				INACTIVE						
Jan 3	vs. San Diego*				INACTIVE						
<b>Season Totals</b>		<b>6/0</b>	<b>0</b>	<b>0</b>	<b>0</b>	<b>0-0</b>	<b>0-0</b>	<b>0</b>	<b>0</b>	<b>0</b>	
Jan 17	vs. Pittsburgh*†				INACTIVE						
Jan 24	vs. New England*‡				INACTIVE						
Feb 7	vs. Carolina*§				INACTIVE						
<b>Postseason Totals</b>		<b>0/0</b>	<b>0</b>	<b>0</b>	<b>0</b>	<b>0-0</b>	<b>0-0</b>	<b>0</b>	<b>0</b>	<b>0</b>	

†AFC Divisional Playoff Game; ‡AFC Championship Game; §Super Bowl 50

### DID YOU KNOW?

The Broncos' 373-game scoring streak entering the 2016 season is the longest active streak in the league. The streak, which began on *Monday Night Football* with a 16-13 overtime loss at Seattle on Nov. 30, 1992, is the second-longest such streak in NFL history. In the impressive run, the Broncos have scored on their first possession 146 times. Denver has scored in the first quarter 240 times during the streak and has had it extended by halftime 345 times. Denver has had to wait until the fourth quarter to extend the streak just six times.





# JAMES FERENTZ

53

CENTER



6-2 • 285 • 2ND Yr. • IOWA

BORN: June 5, 1989, in Iowa City, Iowa

HIGH SCHOOL: Iowa City (Iowa) High School

ACQUIRED: Waivers (Houston), 2015

NFL YEAR: 2nd • YEAR WITH BRONCOS: 2nd

NFL GAMES PLAYED/STARTED: 14/0 • POSTSEASON GP/GS: 1/0

## FERENTZ AT A GLANCE:

- A second-year center who appeared in 14 games and one postseason contest with Denver in 2015 after spending his rookie season in 2014 competing on Houston's practice squad.
- Started 38 consecutive games during his last three seasons at the University of Iowa (2010-12), earning second-team All-Big Ten honors following his senior campaign.
- Assigned to the Broncos via waivers from Houston on Aug. 6, 2015.
- Entered the NFL with Houston as a college free agent on May 16, 2014.

**CAREER TRANSACTIONS:** Signed by Houston as a college free agent 5/16/14; Waived by Houston 8/30/14; Signed by Houston (practice squad) 9/1/14; Waived by Houston 9/5/15; Claimed off waivers by Denver 9/6/15.



**2015:** Ferentz saw action on offense and special teams in 14 regular-season games and one postseason contest during his first season with Denver... Contributed in short-yardage situations, lining up at fullback and as an extra lineman... Made his NFL debut vs. Bal. (9/13)... Played his first career offensive snaps and saw action on special teams vs. Min. (10/4)... Was active, but did not play in Denver's AFC Divisional Playoff Game vs. Pit. (1/17)... Made his postseason debut in Denver's AFC Championship Game vs. N.E. (1/24)... Active, but did not play in Denver's Super Bowl 50 victory vs. Car. (2/7).

**2014:** Ferentz, who entered the NFL with Houston as a college free agent on May 16, spent his entire rookie season competing on the club's practice squad.

**COLLEGE:** Ferentz started 38-of-39 games played at the University of Iowa, opening 38 consecutive games during his last three seasons (2010-12)... Named to the Rimington Trophy (nation's top center) preseason watch list prior to his junior and senior seasons... Chosen as a second team All-Big Ten Conference selection by league coaches following his senior campaign... Opened all 13 games and was named honorable-mention All-Big Ten as a junior... Invited to compete in the East-West Shrine Game following the 2012 season.

**PERSONAL:** Ferentz was named first-team all-state as a junior and senior at Iowa City (Iowa) High School, where he helped his team advance to the state playoffs three consecutive years... Lettered four times in wrestling... His father, Kirk, is the University of Iowa's head football coach and his brother, Brian, is the offensive line coach for the Hawkeyes... James Ferentz (pronounced FAIR-ins) was born on June 5, 1989, in Iowa City, Iowa.

## FERENTZ'S REGULAR SEASON RECORD

Year	Club	G	S
2014	Houston	14	0
2015	Denver	14	0
<b>CAREER TOTALS</b>		<b>14</b>	<b>0</b>

## FERENTZ'S POSTSEASON RECORD

Year	Club	G	S
2015	Denver	1	0
<b>CAREER TOTALS</b>		<b>1</b>	<b>0</b>

## DID YOU KNOW?

The Broncos in 2015 clinched their 15th all-time AFC West Division title. Denver has now won five straight division titles to tie Oakland (1972-76) for the most consecutive AFC West crowns in history and tie for the fifth most consecutive division titles in NFL history.



# BENNIE FOWLER

16

## WIDE RECEIVER

6-1 • 212 • 2ND YR. • MICHIGAN STATE

BORN: June 10, 1991, in Bloomfield, Mich.

HIGH SCHOOL: Detroit Country Day School, Beverly Hills, Mich.

ACQUIRED: College Free Agent, 2014

NFL YEAR: 2nd • YEAR WITH BRONCOS: 2nd

NFL GAMES PLAYED/STARTED: 16/1 • POSTSEASON GP/GS: 3/0



### FOWLER AT A GLANCE:

- A second-year wide receiver who saw action in all 16 regular-season games (1 start) and three postseason contests for Denver in 2015 after spending the entire 2014 season competing on the Broncos' practice squad.
- Posted 16 catches for 203 yards (12.7 avg.) in addition to making five special-teams tackles in 2015.
- Caught future Hall of Fame quarterback Peyton Manning's final pass attempt—a two-point conversion in the fourth quarter of Super Bowl 50 that gave Denver a 24-10 lead against Carolina.
- Appeared in 44 games (15 starts) during his collegiate career at Michigan State University and recorded 93 catches for 1,341 yards (14.4 avg.) with 11 touchdowns.
- Entered the NFL with Denver as a college free agent on May 10, 2014.

**CAREER TRANSACTIONS:** Signed by Denver as a college free agent 5/10/14; Waived by Denver 8/30/14; Signed by Denver (practice squad) 8/31/14.



**2015:** Fowler appeared in all 16 regular-season games (1 start) and three postseason contests for Denver... Posted 16 catches for 203 yards (12.7 average) and five special-teams tackles... Tallied a special-teams stop in his NFL debut vs. Bal. (9/13)... Forced a fumble on punt coverage and added a special-teams stop at K.C. (9/17)... Made his first NFL catch at Det. (9/27) and finished the game with four receptions for 50 yards (12.5 avg.)... Hauled in a pair of passes for 46 yards (23.0 avg.) with a career-long of 41 yards at Oak. (10/11)... Earned his first NFL start at Pit. (12/20)... Recorded a pair of catches for 35 yards (17.5 avg.) in Denver's AFC Divisional Playoff Game vs. Pit. (1/17)... Saw action on offense and special teams in Denver's AFC Championship Game vs. N.E. (1/24)... Caught a two-point conversion—the last pass of QB Peyton Manning's 18-year career—to increase the Broncos' lead to 24-10 in Denver's Super Bowl 50 victory vs. Car. (2/7).

**2014:** Fowler, who entered the NFL with Denver as a college free agent, spent his entire rookie season on the club's practice squad.

**COLLEGE:** Fowler appeared in 44 games (15 starts) for Michigan State University and recorded 93 catches for 1,341 yards (14.4 avg.) with 11 touchdowns in addition to 16 rushes for 102 yards (6.4 avg.) and one score... Led the team in receiving yards (622) and receiving touchdowns (6) on 36 catches (17.3 avg.) as a senior in 2013 while producing a score or a first down on 26 of his grabs... Paced the Spartans with 524 receiving yards and added four touchdowns on a career-high 41 catches as a junior in 2012.

**PERSONAL:** Fowler attended Detroit Country Day School in Beverly Hills, Mich., where he was named an honorable mention all-state selection by the Associated Press as a senior all-purpose player (1,478 yds., 15 TDs)... Bennie Fowler was born on June 10, 1991, in Bloomfield, Mich.

### FOWLER'S REGULAR SEASON RECORD

Year	Club	G	S	No.	RECEIVING				TD	TDr	SCORING				2pt	Pts.
					Yds.	Avg.	LG				TDp	TDrt				
2015	Denver	16	1	16	203	12.7	41	0	0	0	0	0	0	0	0	0
<b>CAREER TOTALS</b>		<b>16</b>	<b>1</b>	<b>16</b>	<b>203</b>	<b>12.7</b>	<b>41</b>	<b>0</b>	<b>0</b>	<b>0</b>	<b>0</b>	<b>0</b>	<b>0</b>	<b>0</b>	<b>0</b>	<b>0</b>

**ADDITIONAL STATISTICS:** Special-teams tackles — 2015 (5), TOTAL (5). Special-teams FF — 2015 (1), TOTAL (1).

### FOWLER'S POSTSEASON RECORD

Year	Club	G	S	No.	RECEIVING				TD	TDr	SCORING				2pt	Pts.
					Yds.	Avg.	LG				TDp	TDrt				
2015	Denver	3	0	2	35	17.5	31	0	0	0	0	0	0	0	1	2
<b>CAREER TOTALS</b>		<b>3</b>	<b>0</b>	<b>2</b>	<b>35</b>	<b>17.5</b>	<b>31</b>	<b>0</b>	<b>0</b>	<b>0</b>	<b>0</b>	<b>0</b>	<b>0</b>	<b>0</b>	<b>1</b>	<b>2</b>

### FOWLER'S SINGLE-GAME HIGHS

(Postseason in parentheses)

**Receptions** — 4 at Detroit, 9/27/15 (2 vs. Pittsburgh, 1/17/16). **Receiving yards** — 50 at Detroit, 9/27/15 (35 vs. Pittsburgh, 1/17/16). **Special Teams Tackles** — 1, five times, last vs. Green Bay, 11/1/15. (none)

## BENNIE FOWLER'S CAREER GAME-BY-GAME

(Victories asterisked)

2015 DENVER (12-4)			RECEIVING						SCORING	
Date	Opponent	P/S	No.	Yds.	Avg.	LG	TD	2pt.	Pts.	
Sep 13	vs. Baltimore*	P	0	0	—	—	0	0	0	
Sep 17	at Kansas City*	P	0	0	—	—	0	0	0	
Sep 27	at Detroit*	P	4	50	12.5	13	0	0	0	
Oct 4	vs. Minnesota*	P	1	11	11.0	11	0	0	0	
Oct 11	at Oakland*	P	2	46	23.0	41	0	0	0	
Oct 18	at Cleveland*	P	0	0	—	—	0	0	0	
Nov 1	vs. Green Bay*	P	2	21	10.5	15	0	0	0	
Nov 8	at Indianapolis	P	2	22	11.0	13	0	0	0	
Nov 15	vs. Kansas City	P	1	17	17.0	17	0	0	0	
Nov 22	at Chicago*	P	0	0	—	—	0	0	0	
Nov 29	vs. New England*	P	1	8	8.0	8	0	0	0	
Dec 6	at San Diego*	P	0	0	—	—	0	0	0	
Dec 13	vs. Oakland	P	1	12	12.0	12	0	0	0	
Dec 20	at Pittsburgh	S	0	0	—	—	0	0	0	
Dec 28	vs. Cincinnati*	P	1	13	13.0	13	0	0	0	
Jan 3	vs. San Diego*	P	1	3	3.0	3	0	0	0	
<b>Season Totals</b>			<b>16/1</b>	<b>16</b>	<b>203</b>	<b>12.7</b>	<b>41</b>	<b>0</b>	<b>0</b>	<b>0</b>
Jan 17	vs. Pittsburgh*†	P	2	35	17.5	31	0	0	0	
Jan 24	vs. New England*#	P	0	0	—	—	0	0	0	
Feb 7	vs. Carolina*§	P	0	0	—	—	0	1	2	
<b>Postseason Totals</b>			<b>2/0</b>	<b>2</b>	<b>35</b>	<b>17.5</b>	<b>31</b>	<b>0</b>	<b>1</b>	<b>2</b>

†AFC Divisional Playoff Game; #AFC Championship Game; §Super Bowl 50



## MAX GARCIA

76

GUARD



6-4 • 310 • 2ND YR. • FLORIDA

BORN: Nov. 9, 1991, in Norcross, Ga.

HIGH SCHOOL: Norcross (Ga.) High School

ACQUIRED: Draft #4 (133rd overall), 2015

NFL YEAR: 2nd • YEAR WITH BRONCOS: 2nd

NFL GAMES PLAYED/STARTED: 16/5 • POSTSEASON GP/GS: 3/0

### GARCIA AT A GLANCE:

- A second-year offensive lineman who saw action at both guard spots and on special teams in 16 regular-season games (5 starts) and three postseason contests for Denver in 2015.
- Started 37-of-39 games played at the University of Florida and the University of Maryland, earning starts at left tackle, left guard and center.
- Earned second-team All-Southeastern Conference honors after starting all 13 games at center his redshirt senior season for the Gators and grading out to more than 97 percent in his 757 snaps played.
- Selected by the Broncos in the fourth round (133rd overall) of the 2015 NFL Draft.

**CAREER TRANSACTIONS:** Signed by Denver as a draft choice 5/13/15.



**2015:** Selected by the Broncos in the fourth round (133rd overall) of the 2015 NFL Draft, Garcia appeared in all 16 regular-season games (5 starts) and all three postseason contests, seeing action at both guard spots... Made his NFL debut vs. Bal. (9/13)... Made his first start at left guard vs. N.E. (11/29), seeing action in all 79 offensive snaps at both guard spots.

**COLLEGE:** Garcia started 37-of-39 games played at the University of Florida and the University of Maryland, earning starts at left tackle, left guard and center... Voted second-team All-Southeastern Conference as a senior at Florida after starting all 13 games at center for the Gators following an offseason transition from left tackle and left guard... Graded out to more than 97 percent in his 757 snaps played... Was on the Rimington Trophy (nation's top center) watch list... Named SEC Offensive Lineman of the Week on two occasions... Started all 12 games and saw action at both left tackle and left guard in his first year competing with the Gators... Anchored the offensive line after being the only starter to not miss time due to injury... Redshirted in 2012 due to NCAA transfer rules... Started 12 games at left tackle for Maryland in 2011.

**PERSONAL:** Garcia was named honorable mention Class 5A All-Georgia his senior year at Norcross (Ga.) High School... Competed in the shot put and discuss events... Traveled to Australia in the summer of 2009 to

compete in World Track meet... Majored in Family, Youth and Community Sciences at Florida... Played in the 2015 Senior Bowl and Medal of Honor Bowl following his collegiate career... Max Garcia was born on Nov. 9, 1991, in Norcross, Ga.

### GARCIA'S REGULAR SEASON RECORD

Year	Club	G	S
2015	Denver	16	5
<b>CAREER TOTALS</b>		<b>16</b>	<b>5</b>

**ADDITIONAL STATISTICS:** Miscellaneous tackles — 2015 (3), TOTAL (3). Miscellaneous FR — 2015 (2), TOTAL (2).

### GARCIA'S POSTSEASON RECORD

Year	Club	G	S
2015	Denver	3	0
<b>CAREER TOTALS</b>		<b>3</b>	<b>0</b>



## GARRETT GRAHAM

80

**TIGHT END**

**6-3 • 243 • 7TH YR. • WISCONSIN**

**BORN:** Aug. 4, 1986, in Brick, N.J.

**HIGH SCHOOL:** Brick (N.J.) Township Memorial High School

**ACQUIRED:** Free Agent, 2016

**NFL YEAR:** 7th • **YEAR WITH BRONCOS:** 1st

**NFL GAMES PLAYED/STARTED:** 60/31 • **POSTSEASON GP/GS:** 2/2



### GRAHAM AT A GLANCE:

- A seventh-year tight end who appeared in 60 regular-season games (31 starts) and opened two playoff contests in his first six NFL seasons with Houston (2010-15), totaling 100 receptions for 1,059 yards (10.6 avg.) with 10 touchdowns.
- Enjoyed a career season with Houston in 2013, totaling 49 receptions for 545 yards (11.1 avg.) with five touchdowns while starting 11-of-13 games played.
- Opened 9-of-15 games for Houston in 2012, catching 28 passes for 263 yards (9.4 avg.) with three touchdowns.
- Started 33-of-40 games for the University of Wisconsin, recording 121 catches for 1,492 yards (12.3 avg.) with 16 touchdowns.
- Earned All-Big Ten Conference Honors following his junior and season campaigns with the Badgers while leading the team in receptions both seasons.
- Joined the Broncos as a free agent on April 25, 2016.
- Selected by Houston in the fourth round (118th overall) of the 2010 NFL Draft.

**CAREER TRANSACTIONS:** Signed by Houston as a draft choice 7/28/10; Signed by Denver 4/25/16.



**2015:** Graham appeared in eight games (2 starts) for Houston, catching four passes for 30 yards (7.5 avg.) with one touchdown... Hauled in a 7-yard touchdown pass at Car. (9/20)... Was inactive for the last eight games of the regular season and for Houston's AFC Wild Card Game vs. K.C. (1/9).

**2014:** Graham saw action in 11 games (9 starts) for Houston, finishing with 18 catches for 197 yards (10.9 avg.) with one touchdown... Caught five passes for 41 yards (8.2 avg.) at NYG (9/21)... Made a pair of catches for 34 yards (17.0 avg.) with one touchdown at Cle. (11/16).

**2013:** Graham set career highs in receptions (49), receiving yards (545) and touchdowns (5) after opening 11-of-13 games played... Caught seven passes for a career-high 136 yards (19.4 avg) and one touchdown vs. Oak. (11/17)... Tied his career high with eight receptions for 73 yards (9.1 avg) and one touchdown at Jac. (12/5)... Missed the last four games of the season with a hamstring injury and was placed on injured reserve on Dec. 27.

**2012:** Graham played a career-best 15 games and made nine starts in addition to opening both of Houston's playoff contests... Finished the year with 28 catches for 263 yards (9.4 avg.) with three touchdowns... Made his first career start and caught two passes for 39 yards (19.5 avg.) at Den. (9/23)... Scored his first career touchdown on a 5-yard pass in the fourth quarter vs. Buf. (11/4)... Notched a career-best tying eight receptions for 82 yards (10.2 avg.) and a career-high two touchdowns vs. Jac. (11/18)... Started his first career playoff game and caught three passes for 29 yards (9.7 avg.) in Houston's AFC Wild Card Playoff Game vs. Cin. (1/5/13)... Made two catches for 13 yards (6.5 avg.) in Houston's AFC Divisional Playoff Games at N.E. (1/13).

**2011:** Graham appeared in seven games in his second NFL season... Played the first seven games of the

season before being inactive for eight contests... Caught his first career pass—a 24-yard gain—in the third quarter vs. Ten. (1/1).

**2010:** Selected by Houston in the fourth round of the NFL Draft (118th overall), Graham played six games as a rookie and totaled two special-teams tackles... Made his NFL debut vs. K.C. (10/17).

**COLLEGE:** Graham started 33-of-40 games for the University of Wisconsin, recording 121 catches for 1,492 yards (12.3 avg.) with 16 touchdowns... Earned All-Big Ten Conference Honors as a junior and senior after leading the Badgers in catches both seasons... Started 13 games and caught a career-high 51 passes for 624 yards (12.2 avg) with seven touchdowns as a senior... Led the team with a career-high 40 receptions for 540 yards and five touchdowns as a junior.

**PERSONAL:** Graham attended Brick (N.J.) Township Memorial High School and was named to the *Associated Press*, *Newark Star-Ledger* and *Gannett News* All-State teams as a junior and senior... Played tight end, defensive end, punter and kicker and finished his high school career with 96 receptions for 2,031 yards and 21 touchdowns... Garrett Graham was born on Aug. 4, 1986, in Brick, N.J.

### GRAHAM'S REGULAR SEASON RECORD

Year	Club	RECEIVING							SCORING					
		G	S	No.	Yds.	Avg.	LG	TD	TD	TDr	TDp	TDrt	2pt	Pts.
2010	Houston	6	0	0	0	—	—	0	0	0	0	0	0	0
2011	Houston	7	0	1	24	24.0	24	0	0	0	0	0	0	0
2012	Houston	15	9	28	263	9.4	30	3	3	0	3	0	0	18
2013	Houston	13	11	49	545	11.1	42t	5	5	0	5	0	0	30
2014	Houston	11	9	18	197	10.9	26	1	1	0	1	0	0	6
2015	Houston	8	2	4	30	7.5	9	1	1	0	1	0	0	6
<b>CAREER TOTALS</b>		<b>60</b>	<b>31</b>	<b>100</b>	<b>1,059</b>	<b>10.6</b>	<b>42t</b>	<b>10</b>	<b>10</b>	<b>0</b>	<b>10</b>	<b>0</b>	<b>0</b>	<b>60</b>

**ADDITIONAL STATISTICS:** Special teams tackles — 2010 (3), 2012 (2), TOTAL (5). Miscellaneous tackles — 2012 (1), 2014 (1), 2015 (1), TOTAL (3). Fumble recoveries — 2013 (1), 2015 (1), TOTAL (2).

### GRAHAM'S POSTSEASON RECORD

Year	Club	RECEIVING							SCORING					
		G	S	No.	Yds.	Avg.	LG	TD	TD	TDr	TDp	TDrt	2pt	Pts.
2012	Houston	2	2	5	42	8.4	20	0	0	0	0	0	0	0
<b>CAREER TOTALS</b>		<b>2</b>	<b>2</b>	<b>5</b>	<b>42</b>	<b>8.4</b>	<b>20</b>	<b>0</b>	<b>0</b>	<b>0</b>	<b>0</b>	<b>0</b>	<b>0</b>	<b>0</b>

### GRAHAM'S SINGLE-GAME HIGHS

(Postseason in parentheses)

**Receptions** — 8, twice, last at Jacksonville, 12/5/13 (3 vs. Cincinnati, 1/5/13). **Receiving yards** — 136 vs. Oakland, 11/17/13 (29 vs. Cincinnati, 1/5/13). **Longest reception** — 42t Oakland, 11/17/13 (20 vs. Cincinnati, 1/5/13). **Receiving touchdowns** — 2 vs. Jacksonville, 11/18/12 (none).

### GARRETT GRAHAM'S CAREER GAME-BY-GAME

(Victories asterisked)

2010 HOUSTON (6-10)			RECEIVING						SCORING	
Date	Opponent	P/S	No.	Yds.	Avg.	LG	TD	2pt.	Pts.	
Games 1-5										
Oct 17	vs. Kansas City*	P	0	0	—	—	0	0	0	
Nov 1	at Indianapolis									
Nov 7	vs. San Diego	P	0	0	—	—	0	0	0	
Nov 14	at Jacksonville	P	0	0	—	—	0	0	0	
Nov 21	at New York Jets	P	0	0	—	—	0	0	0	
Nov 28	vs. Tennessee*	P	0	0	—	—	0	0	0	
Dec 2	at Philadelphia	P	0	0	—	—	0	0	0	
Games 14-17										
INACTIVE										
Regular Season Totals		6/0	0	0	—	—	0	0	0	

2011 HOUSTON (10-6)			RECEIVING						SCORING	
Date	Opponent	P/S	No.	Yds.	Avg.	LG	TD	2pt.	Pts.	
Sep 11	vs. Indianapolis*	P	0	0	—	—	0	0	0	
Sep 18	at Miami*									
Sep 25	at New Orleans	P	0	0	—	—	0	0	0	
Oct 2	vs. Pittsburgh*	P	0	0	—	—	0	0	0	
Oct 9	vs. Oakland	P	0	0	—	—	0	0	0	
Oct 16	at Baltimore	P	0	0	—	—	0	0	0	
Oct 23	at Tennessee*	P	0	0	—	—	0	0	0	
Games 8-15										
INACTIVE										
Jan 1	vs. Tennessee	P	1	24	24.0	24	0	0	0	
Regular Season Totals		7/0	1	24	24.0	24	0	0	0	
Jan 7	vs. Cincinnati*									
Jan 15	at Baltimore†									
INACTIVE										
Postseason Totals		0/0	0	0	—	—	0	0	0	

SAFC Wild Card Game; †AFC Divisional Playoff Game

§AFC Wild Card Game; †AFC Divisional Playoff Game



2012 HOUSTON (12-4)			RECEIVING					SCORING	
Date	Opponent	P/S	No.	Yds.	Avg.	LG	TD	2pt.	Pts.
Sep 9	vs. Miami*	P	0	0	—	—	0	0	0
Sep 16	at Jacksonville*	P	1	15	15	15	0	0	0
Sep 23	at Denver*	S	2	39	19.5	27	0	0	0
Sep 30	vs. Tennessee*	P	0	0	—	—	0	0	0
Oct 8	at New York Jets*	S	0	0	—	—	0	0	0
Oct 14	vs. Green Bay	S	3	25	8.3	11	0	0	0
Oct 21	vs. Baltimore*	S	2	32	16	20	0	0	0
Nov 4	vs. Buffalo*	P	2	11	5.5	6	1	0	6
Nov 11	at Chicago*	S	3	15	5	11	0	0	0
Nov 18	vs. Jacksonville*	P	8	82	10.3	30	2	0	12
Nov 22	at Detroit*	S	3	17	5.7	11	0	0	0
Dec 2	at Tennessee*	P	1	7	7	7	0	0	0
Dec 10	at New England			INACTIVE					
Dec 16	vs. Indianapolis*	S	0	0	—	—	0	0	0
Dec 23	vs. Minnesota	S	2	14	7	12	0	0	0
Dec 30	at Indianapolis	S	1	6	6	6	0	0	0
<b>Regular Season Totals</b>			<b>15/9</b>	<b>28</b>	<b>263</b>	<b>9.4</b>	<b>30</b>	<b>3</b>	<b>0 18</b>
Jan 5	vs. Cincinnati*§	S	3	29	9.7	20	0	0	0
Jan 13	at New England†	S	2	13	6.5	8	0	0	0
<b>Postseason Totals</b>			<b>2/2</b>	<b>5</b>	<b>42</b>	<b>8.4</b>	<b>20</b>	<b>0</b>	<b>0 0</b>

§AFC Wild Card Game; †AFC Divisional Playoff Game

2013 HOUSTON (2-14)			RECEIVING					SCORING	
Date	Opponent	P/S	No.	Yds.	Avg.	LG	TD	2pt.	Pts.
Sep 9	at San Diego*	S	4	27	6.8	12	1	0	6
Sep 15	vs. Tennessee*	S	3	30	10	18	1	0	6
Sep 22	at Baltimore	P	0	0	—	—	0	0	0
Sep 29	vs. Seattle	S	5	69	13.8	31t	1	0	6
Oct 6	at San Francisco	P	3	15	5	9	0	0	0
Oct 13	vs. St. Louis	S	2	25	12.5	20	0	0	0
Oct 20	at Kansas City	S	3	38	12.7	27	0	0	0
Nov 3	vs. Indianapolis	S	4	46	11.5	20	0	0	0
Nov 10	at Arizona	S	2	18	9	12	0	0	0
Nov 17	vs. Oakland	S	7	136	19.4	42t	1	0	6
Nov 24	vs. Jacksonville	S	5	32	6.4	8	0	0	0
Dec 1	vs. New England	S	3	36	12	17	0	0	0
Dec 5	at Jacksonville	S	8	73	9.1	22	1	0	6
Dec 15	at Indianapolis			INACTIVE					
Dec 22	vs. Denver			INACTIVE					
PLACED ON INJURED RESERVE (HAMSTRING) ON DEC. 27									

2014 HOUSTON (9-7)			RECEIVING					SCORING	
Date	Opponent	P/S	No.	Yds.	Avg.	LG	TD	2pt.	Pts.
Sep 7	vs. Washington*			INACTIVE					
Sep 14	at Oakland*	S	1	26	26	26	0	0	0
Sep 21	at New York Giants	P	5	41	8.2	11	0	0	0
Sep 28	vs. Buffalo*	P	3	28	9.3	12	0	0	0
Oct 5	at Dallas	S	1	3	3	3	0	0	0
Oct 9	vs. Indianapolis	S	0	0	—	—	0	0	0
Oct 20	at Pittsburgh	S	2	24	12	18	0	0	0
Oct 26	at Tennessee*	S	0	0	—	—	0	0	0
Nov 2	vs. Philadelphia	S	0	0	—	—	0	0	0
Nov 16	at Cleveland*	S	2	34	17	20t	1	0	6
Nov 23	vs. Cincinnati	S	4	41	10.3	16	0	0	0
Nov 30	vs. Tennessee*	S	0	0	—	—	0	0	0
Game 14-17				INACTIVE					
<b>Regular Season Totals</b>			<b>11/9</b>	<b>18</b>	<b>197</b>	<b>10.9</b>	<b>26</b>	<b>1</b>	<b>0 6</b>

2015 HOUSTON (9-7)			RECEIVING					SCORING	
Date	Opponent	P/S	No.	Yds.	Avg.	LG	TD	2pt.	Pts.
Sep 13	vs. Kansas City	P	0	0	—	—	0	0	0
Sep 20	at Carolina	S	1	7	7	7t	1	0	6
Sep 27	vs. Tampa Bay*	P	1	9	9	9	0	0	0
Oct 4	at Atlanta	P	1	6	6	6	0	0	0
Oct 8	vs. Indianapolis	P	1	8	8	8	0	0	0
Oct 18	at Jacksonville*	P	0	0	—	—	0	0	0
Oct 25	at Miami	S	0	0	—	—	0	0	0
Nov 1	vs. Tennessee*	P	0	0	—	—	0	0	0
Games 9-16				INACTIVE					
<b>Regular Season Totals</b>			<b>8/2</b>	<b>4</b>	<b>30</b>	<b>7.5</b>	<b>9</b>	<b>1</b>	<b>0 6</b>
Jan 9	vs. Kansas City§			INACTIVE					
<b>Postseason Totals</b>			<b>0/0</b>	<b>0</b>	<b>0</b>	<b>—</b>	<b>—</b>	<b>0</b>	<b>0 0</b>

§AFC Wild Card Game



# CYRUS GRAY

28

## RUNNING BACK



5-10 • 206 • 4TH YR. • TEXAS A&M

BORN: Nov. 18, 1989, in DeSoto, Texas

HIGH SCHOOL: DeSoto (Texas) High School

ACQUIRED: Free Agent, 2016

NFL YEAR: 4th • YEAR WITH BRONCOS: 1st

NFL GAMES PLAYED/STARTED: 35/0 • POSTSEASON GP/GS: 1/0

### GRAY AT A GLANCE:

- A fourth-year running back who played 35 regular-season games and one postseason contest with Kansas City (2012-14), carrying 24 times for 99 yards (4.1 avg.) with one touchdown in addition to catching nine passes for 64 yards (7.1 avg.).
- Owns 12 tackles and two fumble recoveries on special teams in addition to returning two kickoffs for 33 yards (16.5 avg.).
- Competed in training camp with Kansas City in 2015, but was waived before the start of the season and did not appear on an NFL roster during the regular season.
- Started 29-of-49 games played at Texas A&M University, totaling 632 carries for 3,298 yards (5.2 avg.) with 29 touchdowns while catching 103 passes for 776 yards (7.8 avg.) with six touchdowns.
- Surpassed 1,000 rushing yards his final two seasons with the Aggies, earning All-Big 12 Conference honors following both his junior and senior campaigns.
- Joined the Broncos as a future-contract signee on Jan 5, 2016.
- Selected by Kansas City in the sixth round (182nd overall) of the 2012 NFL Draft.

**CAREER TRANSACTIONS:** Signed by Kansas City as a draft choice 5/11/12; Waived by Kansas City 7/29/15; Signed by Denver 1/5/16.



**2015:** Gray competed with Kansas City during training camp before being waived on July 29.

**2014:** Gray played eight games for Kansas City, carrying eight times for 31 yards (3.9 avg.)... Contributed on special teams and made four tackles on those units... Scored his first career touchdown at Mia. (9/21).

**2013:** Gray appeared in all 16 regular-season games and one postseason contest for the first time in his career... Rushed nine times for 24 yards (2.7 avg.) and caught seven passes for 46 yards (6.6 avg.)... Contributed on special teams and made five tackles in addition to recovering two fumbles... Made his postseason debut and rushed two times for five yards (2.5 avg.) in Kansas City's AFC Wild Card Game at Ind. (1/4).

**2012:** Selected by Kansas City in the sixth round (182nd overall) in 2012 NFL Draft, Gray saw action in 10 games as a rookie... Rushed seven times for 44 yards (6.3 avg.) and added two catches for 18 yards (9.0 avg.)... Added three special-teams tackles and returned one kickoff for 33 yards... Made his NFL debut at N.O. (9/23).

**COLLEGE:** Gray started 29-of-49 games played at Texas A&M University, totaling 632 carries for 3,298 yards (5.2 avg.) with 29 touchdowns in addition to catching 103 passes for 776 yards (7.8 avg.) with six touchdowns... Surpassed 1,000 rushing yards his final two seasons with the Aggies, earning All-Big 12 Conference honors following both his junior and senior seasons... Played 11 games (5 starts) as a senior in 2011, leading the team in rushing with 1,045 yards on 198 carries (5.3 avg.) with 12 touchdowns... Saw action in 13 games (7 starts) as a junior in 2010, leading the team with 200 carries for 1,133 yards (5.7 avg.) with 12 touchdowns... Set a Texas A&M record with 1,169 kickoff return yards and one touchdown on 49 attempts (23.9 avg.) as a freshman.

**PERSONAL:** Gray attended DeSoto (Texas) High School, where he played quarterback, running back and wide receiver... Named an honorable mention Class 5A all-state quarterback by the Associated Press and the Texas Sports Writer's Association in 2007 after rushing for 1,975 yards and 28 touchdowns... Ran for 1,482 yards and 31 touchdowns while also hauling in 38 passes for 436 yards and two more scores as a junior... Majored in Agriculture Leadership and Development at Texas A&M... Cyrus Gray was born on Nov. 18, 1989, in DeSoto, Texas.

### GRAY'S REGULAR SEASON RECORD

Year	Club	G	S	No.	RUSHING			No.	RECEIVING			TD	TDr	SCORING		
					Yds.	Avg.	LG		Yds.	Avg.	LG			TDp	TDrT	2pt
2012	Kansas City	10	0	7	44	6.3	15	0	2	18	9.0	12	0	0	0	0
2013	Kansas City	16	0	9	24	2.7	9	0	7	46	6.6	18	0	0	0	0
2014	Kansas City	9	0	8	31	3.9	6t	1	0	0	—	0	1	0	1	0
<b>CAREER TOTALS</b>		<b>35</b>	<b>0</b>	<b>24</b>	<b>99</b>	<b>4.1</b>	<b>15</b>	<b>1</b>	<b>9</b>	<b>64</b>	<b>7.1</b>	<b>18</b>	<b>0</b>	<b>1</b>	<b>0</b>	<b>6</b>

**ADDITIONAL STATISTICS:** Special teams tackles — 2012 (3), 2013 (5), 2014 (4), TOTAL (12). Special teams fumble recoveries — 2013 (2), TOTAL (2).

## GRAY'S POSTSEASON RECORD

Year	Club	G	S	RUSHING					RECEIVING					SCORING				
				No.	Yds.	Avg.	LG	TD	No.	Yds.	Avg.	LG	TD	TD	TDp	TDrt	2pt	Pts.
2013	Kansas City	1	0	2	5	2.5	3	0	0	0	—	—	0	0	0	0	0	0
<b>CAREER TOTALS</b>		<b>1</b>	<b>0</b>	<b>2</b>	<b>5</b>	<b>2.5</b>	<b>3</b>	<b>0</b>	<b>0</b>	<b>0</b>	<b>—</b>	<b>—</b>	<b>0</b>	<b>0</b>	<b>0</b>	<b>0</b>	<b>0</b>	<b>0</b>

## GRAY'S SINGLE GAME HIGHS

(Postseason in parentheses)

**Rushes** — 4, twice, last at Miami, 9/21/14 (2 at Indianapolis, 1/14/14). **Rushing yards** — 20 vs. Baltimore, 10/7/12 (5 at Indianapolis, 1/14/14). **Longest rush** — 15 vs. San Diego, 9/30/12 (3 at Indianapolis, 1/14/14). **Rushing touchdowns** — 1 at Miami, 9/21/14 (none). **Receptions** — 3 at San Diego, 12/29/13 (none). **Receiving yards** — 18 at Oakland, 12/15/13 (none). **Longest reception** — 18 at Oakland, 12/15/13 (none). **Receiving touchdowns** — none (none)

## CYRUS GRAY'S CAREER GAME-BY-GAME

(Victories asterisked)

2012 KANSAS CITY (2-14)				RUSHING					RECEIVING					SCORING			
Date	Opponent	P/S	No.	Yds.	Avg.	LG	TD	No.	Yds.	Avg.	LG	TD	TD	2pt.	Pts.		
Sep 9	vs. Atlanta					INACTIVE											
Sep 16	at Buffalo					INACTIVE											
Sep 23	at New Orleans*	P	0	0	—	—	0	0	0	—	—	0	0	0	0		
Sep 30	vs. San Diego	P	1	15	15.0	15	0	0	0	—	—	0	0	0	0		
Oct 7	vs. Baltimore	P	4	20	5.0	11	0	1	12	12.0	12	0	0	0	0		
Oct 14	at Tampa Bay	P	0	0	—	—	0	0	0	—	—	0	0	0	0		
Oct 28	vs. Oakland	P	0	0	—	—	0	0	0	—	—	0	0	0	0		
Nov 1	at San Diego	P	0	0	—	—	0	0	0	—	—	0	0	0	0		
Nov 12	at Pittsburgh					INACTIVE											
Nov 18	vs. Cincinnati					INACTIVE											
Nov 25	vs. Denver					INACTIVE											
Dec 2	vs. Carolina*	P	0	0	—	—	0	1	6	6.0	6	0	0	0	0		
Dec 9	at Cleveland	P	0	0	—	—	0	0	0	—	—	0	0	0	0		
Dec 16	at Oakland					INACTIVE											
Dec 23	vs. Indianapolis	P	0	0	—	—	0	0	0	—	—	0	0	0	0		
Dec 30	at Denver	P	2	9	4.5	6	0	0	0	—	—	0	0	0	0		
<b>Season Totals</b>			<b>10/0</b>	<b>7</b>	<b>44</b>	<b>6.3</b>	<b>15</b>	<b>0</b>	<b>2</b>	<b>18</b>	<b>9.0</b>	<b>12</b>	<b>0</b>	<b>0</b>	<b>0</b>	<b>0</b>	<b>0</b>

2013 KANSAS CITY (11-5)				RUSHING					RECEIVING					SCORING			
Date	Opponent	P/S	No.	Yds.	Avg.	LG	TD	No.	Yds.	Avg.	LG	TD	TD	2pt.	Pts.		
Sep 8	at Jacksonville*	P	2	8	4.0	9	0	1	6	6.0	6	0	0	0	0		
Sep 15	vs. Dallas*	P	0	0	—	—	0	0	0	—	—	0	0	0	0		
Sep 19	at Philadelphia*	P	0	0	—	—	0	0	0	—	—	0	0	0	0		
Sep 29	vs. NYG*	P	0	0	—	—	0	0	0	—	—	0	0	0	0		
Oct 6	at Tennessee*	P	0	0	—	—	0	0	0	—	—	0	0	0	0		
Oct 13	vs. Oakland*	P	0	0	—	—	0	0	0	—	—	0	0	0	0		
Oct 20	vs. Houston*	P	1	3	3.0	3	0	0	0	—	—	0	0	0	0		
Oct 27	vs. Cleveland*	P	0	0	—	—	0	0	0	—	—	0	0	0	0		
Nov 3	at Buffalo*	P	0	0	—	—	0	0	0	—	—	0	0	0	0		
Nov 17	at Denver	P	0	0	—	—	0	0	0	—	—	0	0	0	0		
Nov 24	vs. San Diego	P	0	0	—	—	0	0	0	—	—	0	0	0	0		
Dec 1	vs. Denver	P	0	0	—	—	0	1	8	8.0	8	0	0	0	0		
Dec 8	at Washington*	P	3	8	2.7	3	0	0	0	—	—	0	0	0	0		
Dec 15	at Oakland*	P	1	3	3.0	3	0	1	18	18.0	18	0	0	0	0		
Dec 22	vs. Indianapolis	P	0	0	—	—	0	1	7	7.0	7	0	0	0	0		
Dec 29	at San Diego	P	2	2	1.0	3	0	3	7	2.3	6	0	0	0	0		
<b>Season Totals</b>			<b>16/0</b>	<b>18</b>	<b>48</b>	<b>2.7</b>	<b>12</b>	<b>0</b>	<b>6</b>	<b>51</b>	<b>8.5</b>	<b>18</b>	<b>0</b>	<b>0</b>	<b>0</b>	<b>0</b>	<b>0</b>

Jan 4	at Indianapolis	P	2	5	2.5	3	0	0	0	—	—	0	0	0	0		
-------	-----------------	---	---	---	-----	---	---	---	---	---	---	---	---	---	---	--	--

<b>Postseason Totals</b>			<b>1/0</b>	<b>2</b>	<b>5</b>	<b>2.5</b>	<b>3</b>	<b>0</b>	<b>0</b>	<b>0</b>	<b>—</b>	<b>—</b>	<b>0</b>	<b>0</b>	<b>0</b>	<b>0</b>	<b>0</b>
SAFC Wild Card Game																	

2014 KANSAS CITY (9-7)				RUSHING					RECEIVING					SCORING			
Date	Opponent	P/S	No.	Yds.	Avg.	LG	TD	No.	Yds.	Avg.	LG	TD	TD	2pt.	Pts.		
Sep 7	vs. Tennessee	P	2	5	2.5	4	0	0	0	—	—	0	0	0	0		
Sep 14	at Denver	P	2	8	4.0	6	0	0	0	—	—	0	0	0	0		
Sep 21	at Miami*	P	4	18	4.5	6t	1	0	0	—	—	0	0	0	6		
Sep 29	vs. New England*	P	0	0	—	—	0	0	0	—	—	0	0	0	0		
Oct 5	at San Francisco	P	0	0	—	—	0	0	0	—	—	0	0	0	0		
Oct 19	at San Diego*	P	0	0	—	—	0	0	0	—	—	0	0	0	0		
Oct 26	vs. St. Louis*	P	0	0	—	—	0	0	0	—	—	0	0	0	0		
Nov 2	vs. NYJ*	P	0	0	—	—	0	0	0	—	—	0	0	0	0		
Nov 10	at Buffalo*	P	0	0	—	—	0	0	0	—	—	0	0	0	0		
Games 10-16						INACTIVE											
<b>Season Totals</b>			<b>9/0</b>	<b>8</b>	<b>31</b>	<b>3.9</b>	<b>6t</b>	<b>1</b>	<b>0</b>	<b>0</b>	<b>—</b>	<b>—</b>	<b>0</b>	<b>0</b>	<b>6</b>	<b>0</b>	<b>0</b>



## VIRGIL GREEN

85

TIGHT END

6-5 • 255 • 6TH YR. • NEVADA

BORN: Aug. 3, 1988, in Tulare, Calif.

HIGH SCHOOL: Tulare (Calif.) Union High School

ACQUIRED: Draft #7a (204th overall), 2011

NFL YEAR: 6th • YEAR WITH BRONCOS: 6th

NFL GAMES PLAYED/STARTED: 72/22 • POSTSEASON GP/GS: 10/3



### GREEN AT A GLANCE:

- A sixth-year tight end who played 72 regular-season games (22 starts) and 10 playoff contests (3 starts) during his first five NFL seasons with the Broncos.
- Started 5-of-16 games in 2015, posting 12 catches for a career-high 173 yards (14.4 avg.) with one touchdown.
- Named a 2015 Broncos Community Ambassador award winner after being chosen as a Denver Broncos Community Champion Award winner in 2014.
- Started a career-high nine games for Denver in 2014, including the final six contests of the season in which the Broncos ranked sixth in the NFL in rushing (147.7 ypg).
- Appeared in every game for the first time in his career in 2013 and recorded nine receptions for 45 yards (5.0 avg.).
- Played 50 games (34 starts) for the University of Nevada and helped the Wolf Pack average 500.2 yards per game during his four-year career (2007-10) to rank third in the nation in that period.
- Selected by the Broncos in the seventh round (204th overall) of the 2011 NFL Draft.

**CAREER TRANSACTIONS:** Signed by Denver as a draft choice 7/28/11.



**2015:** Green played 16 regular-season games (5 starts) and three postseason contests (1 start), setting career highs in catches (12) and receiving yards (173) in addition to contributing five special-teams tackles... Recorded a career-best 61 receiving yards on three catches (20.3 avg.) vs. G.B. (11/1)... Caught two passes for 14 yards (7.0 avg.) in Denver's AFC Divisional Playoff Game vs. Pit. (1/17)... Started at tight end in Denver's AFC Championship Game vs. N.E. (1/24).

**2014:** Green played 13 regular-season games (9 starts), totaling 74 receiving yards on six catches (12.3 avg.) with one touchdown... Added a career-high five special-teams tackles... Opened the final six games of the season as Denver ranked sixth in the NFL in rushing (147.7 ypg) during that stretch... Missed Games 8-10 due to a calf injury... Caught three passes for 46 yards (15.3 avg.)—both career-highs—and hauled in his first career touchdown vs. Oak. (12/28).

**2013:** Green played all 16 regular-season games (3 starts) for the first time in his career and caught a personal-best nine passes for 45 yards (5.0 avg.)... Finished with three special-teams stops... Appeared in all three playoff games, carrying the ball once for six yards.

**2012:** Green played 12 regular-season games (2 starts) for the Broncos, setting career highs with five catches for 63 yards (12.6 avg.)... Caught a career-best three passes for 44 yards, including a long of 28 yards, vs. N.O. (10/28)... Recovered an onside kick late in the fourth quarter vs. S.D. (11/18).

**2011:** Selected by Denver in the seventh round (204th overall) of the 2011 NFL Draft, Green played 15 regular-season games (3 starts) and contributed three catches for 24 yards (8.0 avg.) in addition to blocking for the league's No. 1 rushing attack (164.5 ypg)... Logged the fourth-most plays on special teams for the Broncos and totaled three tackles on those units... Played in both of Denver's postseason contests, including a start in the Broncos AFC Divisional Playoff Game at N.E. (1/14).

**COLLEGE:** Green played 50 career games (34 starts) at the University of Nevada and totaled 72 receptions for 939 yards (13.0 avg.) with 11 touchdowns while helping the Wolf Pack rank fifth in the nation with 500.2 total yards per game from 2007-10... Recorded a personal-best 35 catches for 515 yards (14.7 avg.) with five touchdowns in his senior campaign to earn first-team All-Mountain West Conference honors... Named the Nevada Strength and Conditioning Athlete of the Year as a junior in 2009 in addition to being selected to the All-WAC second team.

**PERSONAL:** Green totaled 61 receptions for 1,014 yards (16.6 avg.) with 12 touchdowns during his career at Tulare Union (Calif.) High School, where he earned first-team All-East Yosemite League honors following his senior season... Lettered four years in basketball and another in track and field... Majored in general studies at Nevada... Named a 2014 Denver Broncos Community Champion Award winner for his contributions off the field... Works with the Mile High United Way to support successful learning for children in schools... Participated in multiple Hometown Huddle events, the Broncos' annual Play 60 event for the 16 branches of Boys & Girls Clubs of Metro Denver... Virgil Leo Green was born on Aug. 3, 1988, in Tulare, Calif.

## GREEN'S REGULAR SEASON RECORD

Year	Club	RECEIVING							SCORING					
		G	S	No.	Yds	Avg.	LG	TD	TD	TD <sub>r</sub>	TD <sub>p</sub>	TD <sub>r</sub>	2pt	Pts.
2011	Denver	15	3	3	24	8.0	9	0	0	0	0	0	0	0
2012	Denver	12	2	5	63	12.6	28	0	0	0	0	0	0	0
2013	Denver	16	3	9	45	5.0	10	0	0	0	0	0	0	0
2014	Denver	13	9	6	74	12.3	38	1	1	0	1	0	0	6
2015	Denver	16	5	12	173	14.4	32	1	1	0	1	0	0	6
CAREER TOTALS		72	22	35	379	10.8	38	2	2	0	2	0	0	12

**ADDITIONAL STATISTICS:** Special-teams tackles — 2011 (3), 2012 (1), 2013 (3), 2014 (5), 2015 (4), TOTAL (16). Miscellaneous tackles — 2011 (1), 2015 (1), TOTAL (2). Rushing — 2014 (2 for 3 yds.), TOTAL (2 for 3 yds.).

## GREEN'S POSTSEASON RECORD

Year	Club	RECEIVING							SCORING					
		G	S	No.	Yds.	Avg.	LG	TD	TD	TD <sub>r</sub>	TD <sub>p</sub>	TD <sub>r</sub>	2pt	Pts.
2011	Denver	2	1	0	0	0.0	—	0	0	0	0	0	0	0
2012	Denver	1	0	0	0	0.0	—	0	0	0	0	0	0	0
2013	Denver	3	0	1	3	3.0	3	0	0	0	0	0	0	0
2014	Denver	1	1	1	4	4.0	4	0	0	0	0	0	0	0
2015	Denver	3	1	2	14	7.0	11	0	0	0	0	0	0	0
CAREER TOTALS		10	3	4	21	5.3	11	0	0	0	0	0	0	0

**ADDITIONAL STATISTICS:** One rush for 6 yds. vs. New England, 1/19/14.

## GREEN'S SINGLE GAME HIGHS

(Postseason in parentheses)

**Receptions** — 3, three times, last vs. Green Bay 11/1/15 (2 vs. Pittsburgh, 1/17/16). **Receiving yards** — 61 vs. Green Bay 11/1/15 (14 vs. Pittsburgh, 1/17/16). **Longest reception** — 38 vs. Oakland, 12/28/14 (11 vs. Pittsburgh, 1/17/16). **Receiving touchdowns** — 1, twice, last at Kansas City, 9/17/15 (none).

## VIRGIL GREEN'S CAREER GAME-BY-GAME

(Victories asterisked)

2011 DENVER (8-8)		RECEIVING						SCORING	
Date	Opponent	P/S	No.	Yds.	Avg.	LG	TD	2pt.	Pts.
Sep 12	vs. Oakland	P	0	0	0.0	—	0	0	0
Sep 18	vs. Cincinnati*	P	0	0	0.0	—	0	0	0
Sep 25	at Tennessee	P	1	7	7.0	7	0	0	0
Oct 2	at Green Bay	P	1	8	8.0	8	0	0	0
Oct 9	vs. San Diego	S	0	0	0.0	—	0	0	0
Oct 23	at Miami*	P	0	0	0.0	—	0	0	0
Oct 30	vs. Detroit	P	0	0	0.0	—	0	0	0
Nov 6	at Oakland*	INACTIVE							
Nov 13	at Kansas City*	P	0	0	0.0	—	0	0	0
Nov 17	vs. N.Y. Jets*	P	0	0	0.0	—	0	0	0
Nov 27	at San Diego*	P	0	0	0.0	—	0	0	0
Dec 4	at Minnesota*	S	0	0	0.0	—	0	0	0
Dec 11	vs. Chicago*	P	0	0	0.0	—	0	0	0
Dec 18	vs. New England	P	0	0	0.0	—	0	0	0
Dec 24	at Buffalo	P	1	9	9.0	9	0	0	0
Jan 1	vs. Kansas City	S	0	0	0.0	—	0	0	0
<b>Regular Season Totals</b>		<b>15/3</b>	<b>3</b>	<b>24</b>	<b>8.0</b>	<b>9</b>	<b>0</b>	<b>0</b>	<b>0</b>
Jan 8	vs. Pittsburgh* <sup>§</sup>	P	0	0	0.0	—	0	0	0
Jan 14	at New England†	S	0	0	0.0	—	0	0	0
<b>Postseason Totals</b>		<b>15/3</b>	<b>0</b>	<b>0</b>	<b>0.0</b>	<b>—</b>	<b>0</b>	<b>0</b>	<b>0</b>

<sup>§</sup>AFC Wild Card Game; <sup>†</sup>AFC Divisional Playoff Game

2012 DENVER (13-3)		RECEIVING						SCORING	
Date	Opponent	P/S	No.	Yds.	Avg.	LG	TD	2pt.	Pts.
RESERVE/SUSPENDED									
Games 1-4									
Oct 7	at New England	P	0	0	0.0	—	0	0	0
Oct 15	at San Diego*	S	0	0	0.0	—	0	0	0
Oct 28	vs. New Orleans*	P	3	44	14.7	28	0	0	0
Nov 4	at Cincinnati*	P	0	0	0.0	—	0	0	0
Nov 11	at Carolina*	S	0	0	0.0	—	0	0	0
Nov 18	vs. San Diego*	P	0	0	0.0	—	0	0	0
Nov 25	at Kansas City*	P	0	0	0.0	—	0	0	0
Dec 2	vs. Tampa Bay*	P	0	0	0.0	—	0	0	0
Dec 6	at Oakland*	P	0	0	0.0	—	0	0	0
Dec 16	at Baltimore*	P	0	0	0.0	—	0	0	0
Dec 23	vs. Cleveland*	P	0	0	0.0	—	0	0	0
Dec 30	vs. Kansas City*	P	2	19	9.5	11	0	0	0
<b>Regular Season Totals</b>		<b>12/2</b>	<b>5</b>	<b>63</b>	<b>12.6</b>	<b>28</b>	<b>0</b>	<b>0</b>	<b>0</b>
Jan 12	vs. Baltimore†	P	0	0	0.0	—	0	0	0
<b>Postseason Totals</b>		<b>1/0</b>	<b>0</b>	<b>0</b>	<b>0.0</b>	<b>—</b>	<b>0</b>	<b>0</b>	<b>0</b>

<sup>†</sup>AFC Divisional Playoff Game



2013 DENVER (13-3)			RECEIVING					SCORING	
Date	Opponent	P/S	No.	Yds.	Avg.	LG	TD	2pt.	Pts.
Sep 5	vs. Baltimore*	P	0	0	0.0	—	0	0	0
Sep 15	at N.Y. Giants*	P	1	5	5.0	5	0	0	0
Sep 23	vs. Oakland*	P	1	3	3.0	3	0	0	0
Sep 29	vs. Philadelphia*	P	1	5	5.0	5	0	0	0
Oct 6	at Dallas*	P	0	0	0.0	—	0	0	0
Oct 13	vs. Jacksonville*	P	0	0	0.0	—	0	0	0
Oct 20	at Indianapolis	P	0	0	0.0	—	0	0	0
Oct 27	vs. Washington*	P	0	0	0.0	—	0	0	0
Nov 10	at San Diego*	P	1	4	4.0	4	0	0	0
Nov 17	vs. Kansas City*	P	0	0	0.0	—	0	0	0
Nov 24	at New England	S	1	3	3.0	3	0	0	0
Dec 1	at Kansas City*	S	1	2	2.0	2	0	0	0
Dec 8	vs. Tennessee*	P	0	0	0.0	—	0	0	0
Dec 12	vs. San Diego	S	0	0	0.0	—	0	0	0
Dec 22	at Houston*	P	1	8	8.0	8	0	0	0
Dec 29	at Oakland*	P	2	15	7.5	10	0	0	0
<b>Regular Season Totals</b>			<b>16/3</b>	<b>9</b>	<b>45</b>	<b>5.0</b>	<b>10</b>	<b>0</b>	<b>0</b>
Jan 12	vs. San Diego*†	P	1	3	3.0	3	0	0	0
Jan 19	vs. New England*#	P	0	0	0.0	—	0	0	0
Feb 2	vs. Seattle\$	P	0	0	0.0	—	0	0	0
<b>Postseason Totals</b>			<b>3/0</b>	<b>1</b>	<b>3</b>	<b>3.0</b>	<b>3</b>	<b>0</b>	<b>0</b>

†AFC Divisional Playoff Game; #AFC Championship Game; \$Super Bowl XLVIII

2014 DENVER (12-4)			RECEIVING					SCORING	
Date	Opponent	P/S	No.	Yds.	Avg.	LG	TD	2pt.	Pts.
Sep 7	vs. Indianapolis*	S	1	8	8.0	8	0	0	0
Sep 14	vs. Kansas City*	S	0	0	0	—	0	0	0
Sep 21	at Seattle	S	1	10	10.0	10	0	0	0
Oct 5	vs. Arizona*	P	0	0	0.0	—	0	0	0
Oct 12	at N.Y. Jets*	P	0	0	0.0	—	0	0	0
Oct 19	vs. San Francisco*	P	0	0	0.0	—	0	0	0
Oct 23	vs. San Diego*	P	0	0	0.0	—	0	0	0
Nov 2	at New England								
Nov 9	at Oakland*					INACTIVE			
Nov 16	at St. Louis					INACTIVE			
Nov 23	vs. Miami*	S	0	0	0.0	—	0	0	0
Nov 30	at Kansas City*	S	1	10	10.0	10	0	0	0
Dec 7	vs. Buffalo*	S	0	0	0.0	—	0	0	0
Dec 14	at San Diego*	S	0	0	0.0	—	0	0	0
Dec 22	at Cincinnati	S	0	0	0.0	—	0	0	0
Dec 28	vs. Oakland*	S	3	46	15.3	38	1	0	6
<b>Regular Season Totals</b>			<b>13/9</b>	<b>6</b>	<b>74</b>	<b>12.3</b>	<b>38</b>	<b>1</b>	<b>6</b>
Jan 11	vs. Indianapolis†	S	1	4	4.0	4	0	0	0
<b>Postseason Totals</b>			<b>1/1</b>	<b>1</b>	<b>4</b>	<b>4.0</b>	<b>4</b>	<b>0</b>	<b>0</b>

†AFC Divisional Playoff Game

2015 DENVER (12-4)			RECEIVING					SCORING	
Date	Opponent	P/S	No.	Yds.	Avg.	LG	TD	2pt.	Pts.
Sep 13	vs. Baltimore*	P	0	0	—	—	0	0	0
Sep 17	at Kansas City*	S	2	12	6.0	11	1	0	6
Sep 27	at Detroit*	P	1	26	26.0	26	0	0	0
Oct 4	vs. Minnesota*	P	0	0	—	—	0	0	0
Oct 11	at Oakland*	P	0	0	—	—	0	0	0
Oct 18	at Cleveland*	S	0	0	—	—	0	0	0
Nov 1	vs. Green Bay*	S	3	61	20.3	32	0	0	0
Nov 8	at Indianapolis	S	1	13	13.0	13	0	0	0
Nov 15	vs. Kansas City	S	1	8	8.0	8	0	0	0
Nov 22	at Chicago*	P	1	9	9.0	9	0	0	0
Nov 29	vs. New England*	P	0	0	—	—	0	0	0
Dec 6	at San Diego*	P	1	22	22.0	22	0	0	0
Dec 13	vs. Oakland	P	0	0	—	—	0	0	0
Dec 20	at Pittsburgh	P	0	0	—	—	0	0	0
Dec 28	vs. Cincinnati*	P	1	8	8.0	8	0	0	0
Jan 3	vs. San Diego*	P	1	14	14.0	14	0	0	0
<b>Season Totals</b>			<b>16/5</b>	<b>12</b>	<b>173</b>	<b>14.4</b>	<b>32</b>	<b>1</b>	<b>6</b>
Jan 17	vs. Pittsburgh*†	P	2	14	7.0	11	0	0	0
Jan 24	vs. New England*#	S	0	0	—	—	0	0	0
Feb 7	vs. Carolina*\$	P	0	0	—	—	0	0	0
<b>Postseason Totals</b>			<b>3/1</b>	<b>2</b>	<b>14</b>	<b>7.0</b>	<b>11</b>	<b>0</b>	<b>0</b>

†AFC Divisional Playoff Game; #AFC Championship Game; \$Super Bowl 50



## CHRIS HARRIS JR.

25

CORNERBACK

5-10 • 199 • 6TH YR. • KANSAS

BORN: June 18, 1989, in Bixby, Okla.

HIGH SCHOOL: Bixby (Okla.) High School

ACQUIRED: College Free Agent, 2011

NFL YEAR: 6th • YEAR WITH BRONCOS: 6th

NFL GAMES PLAYED/STARTED: 79/63 • POSTSEASON GP/GS: 8/7



### HARRIS JR. AT A GLANCE:

- A sixth-year cornerback who played 79 regular-season games (63 starts) in his first five NFL seasons with Denver, totaling 12 interceptions (306 yds.) and 52 passes defended during that span.
- Selected to his second consecutive Pro Bowl in 2015—one of just five undrafted cornerbacks in pro football history to make multiple Pro Bowls with his original team—in addition to being named a second-team All-Pro choice.
- Named a 2015 Broncos Community Ambassador award winner.
- Earned his first Pro Bowl selection in 2014 to become just the sixth undrafted cornerback in NFL history to accomplish that feat with his original team.
- Voted by his teammates as the recipient of the 2014 Ed Block Courage Award after coming back from a torn ACL in 2013 to start every game and ranking first in opponent quarterback rating (47.8) when targeted, according to Pro Football Focus.
- Recognized as the recipient of the Darrent Williams Good Guy Award in 2013 given annually to the Bronco who best exemplifies Williams' enthusiasm, cooperation and honesty while dealing with members of the press.
- Emerged as a regular starter for the Broncos in 2012, opening the final 12 games of the regular season and allowing the fifth-fewest receiving yards (400) and tying for the eighth-fewest completions allowed (35) in the NFL among players targeted at least 60 times.
- Represented one of just two defensive backs in the league in 2012 to record multiple interceptions (3) and sacks (2.5), while returning two of his picks for touchdowns to tie the franchise single-season record.
- Recorded the longest interception return for a touchdown in Broncos history with his 98-yard pick-six at Baltimore (12/16/12).
- Played all 16 regular-season games (4 starts) and two playoff contests (1 start) as a rookie in 2011 after making Denver's active roster out of training camp.
- Named to the 2011 NFL All-Rookie Team by the PFW/PFWA and *Football Outsiders* after ranking first among NFL rookie defensive backs (fourth on the Broncos) with 65 tackles (56 solo) and go along with one interception (15 yds.), six passes defended and six special-teams stops.
- Played 50 games (41 starts) for the University of Kansas and finished his career ranked third among defensive backs with 290 tackles (197 solo) in addition to four sacks (21 yds.) and three interceptions (11 yds.).
- Entered the NFL with Denver as a college free agent on July 27, 2011.

**CAREER TRANSACTIONS:** Signed by Denver as a college free agent 7/27/11.



**2015:** Harris Jr. was selected to his second consecutive Pro Bowl and named a second-team All-Pro by the Associated Press after starting all 16 regular-season games and finishing with 58 tackles (49 solo), two interceptions (94 yds.) and six passes defended... Tallied 14 tackles (12 solo), two passes defended and one sack (4 yds.) in Denver's three postseason contents... Intercepted Raiders QB Derek Carr at Oak. (10/11) and returned it 74 yards for a touchdown—the seventh longest such play in team history... Posted three solo tackles and one pass defended in Denver's AFC Divisional Playoff Game vs. Pit. (1/17)... Recorded six tackles (4 solo) and one pass defended in Denver's AFC Championship Game vs. N.E. (1/24)... Notched five solo tackles and one sack (4 yds.) in Denver's Super Bowl 50 victory vs. Car. (2/7).

**2014:** Harris Jr. started all 16 regular-season games for the first time in his career, earning his first Pro Bowl selection just months after having ACL surgery... Became just the sixth undrafted cornerback in pro football

## HARRIS JR. GOES FROM UNDRAFTED TO PRO BOWLER

### UNDRAFTED CORNERBACKS TO MAKE MULTIPLE PRO BOWLS WITH THEIR ORIGINAL TEAM, NFL HISTORY

Player	Team	Rookie Yr.	Pro Bowls w/original team
Cornell Green	Dallas	1962	5 (1967-69, '71-'72)*
Emmitt Thomas	Kansas City	1966	5 (1968, '71-'72, '74-'75)*
Robert James	Buffalo	1969	3 (1972-'74)
Everson Walls	Dallas	1981	4 (1981-'83, '85)
<b>Chris Harris Jr.</b>	<b>Denver</b>	<b>2011</b>	<b>2 (2014-15)</b>

\*Named an AFL All-Star before being selected to the Pro Bowl

history to make a Pro Bowl with his original team... Selected as the Broncos' 2014 Ed Block Courage Award winner for his commitment to the principles of sportsmanship and courage... Totaled 55 tackles (51 solo), three interceptions (52 yds.), a team-high 17 passes defended, one forced fumble and one fumble recovery... Ranked first among all cornerbacks for opponent quarterback rating (47.8) and did not allow a single touchdown according to Pro Football Focus... Posted a career-high four passes defended vs. Ari. (10/5)... Recorded his first career fumble recovery at Oak. (11/9) and his first career forced fumble vs. Mia. (11/23).

**2013:** Harris Jr. played all 16 regular-season games (15 starts) and matched his career high with 65 tackles to rank second among Broncos defensive backs... Tied for the team lead with three interceptions and set a new career mark with 14 pass breakups... Saw action in one playoff game for the Broncos before a season-ending knee injury... Became the first Bronco since Champ Bailey in 2009 to record interceptions in back-to-back games when he picked off a pass from Eli Manning in the fourth quarter at NYG (9/15)... Led the team with a career-best 11 tackles vs. Jac. (10/13)... Tied for the team lead with six tackles and added a career-best three pass breakups at K.C. (12/1)... Suffered a torn ACL in Denver's AFC Divisional Playoff Game vs. S.D. (1/12) and was placed on injured reserve on Jan. 14.

**2012:** Harris Jr. played 15 games (12 starts) in the regular season and tied for the team lead with three interceptions—two of them returned for touchdowns—and nine passes defended... Added 61 tackles (51 solo) and 2.5 sacks (17.5 yds.) as one of just two defensive backs in the NFL to post multiple interceptions and sacks... Ranked fifth in the NFL in receiving yards allowed (400) and tied for the eighth-fewest completions (35) allowed among players with at least 60 defensive targets... Finished fifth in the league with his 144 interception return yards to represent the fourth-highest single-season total in franchise history... Missed Denver's Week 2 contest at Atl. (9/17) with an ankle injury... Recorded his first career multiple-interception game and his first career touchdown on a 46-yard interception return to cap Denver's 24-point comeback at S.D. (10/15)... Sacked Panthers quarterback Cam Newton and led the Broncos with seven tackles while seeing time at outside cornerback, nickel corner, and safety at Car. (11/11)... Intercepted Ravens quarterback Joe Flacco and returned it a franchise-record 98 yards for a touchdown at Bal. (12/16)... Tied a franchise postseason record with four pass breakups in Denver's AFC Divisional Playoff Game vs. Bal. (1/12).

**2011:** Harris Jr., who entered the NFL with Denver as a college free agent on July 27, played all 16 regular-season games (4 starts) as a rookie and finished fifth on the club (first among NFL rookie defensive backs) with 65 tackles (56 solo) to go along with one interception (15 yds.) and six passes defended... Ranked fifth on the Broncos with six special-teams stops... Played in both of Denver's postseason contests, including a start in the AFC Divisional Playoff Game at N.E. (1/14), and tied for third on the team with 13 tackles (7 solo)... Named to the 2011 NFL All-Rookie Team by the PFW/PFWA and *Football Outsiders*.

**COLLEGE:** Harris Jr. finished his career at the University of Kansas ranked third among defensive backs with 290 tackles (197 solo) and added four sacks (21 yds.) and three interceptions (11 yds.) for the Jayhawks... Played 50 career games (41 starts), seeing time at cornerback and safety... Named KU Defensive Back of the Year as a senior and was selected as the co-recipient of Kansas' Don Fambrrough Award for unselfishness following his junior campaign... Opened 10 games as a true freshman for Kansas in 2007 and was tabbed as the Big 12 Conference Newcomer of the Year in addition to receiving honorable mention Freshman All-America recognition.

**PERSONAL:** Harris Jr. attended Bixby (Okla.) High School, where he was an all-state defensive back and was named district player of the year as a senior in 2006... Lettered in basketball and track and was a member of the academic state champion teams during his final two prep seasons... Majored in social psychology at Kansas... Started the Chris Harris Jr. Foundation to support "underdogs"—individuals, particularly children, who are at a disadvantage because of circumstances beyond their control... Holds a free Underdog Football Skills Academy in Denver as well as his hometown of Tulsa, Okla.... Volunteers with his wife Leah in the Big Brothers Big Sisters program... Selected as the Broncos' 2014 Ed Block Courage Award winner for his commitment to the principles of sportsmanship and courage... Named the 2013 winner of the Darrent Williams Good Guy Award, an award given for accountability and accessibility in the day-to-day workings of the season presented by the Denver chapter of the Pro Football Writers of America... Chris Harris Jr. was born on June 18, 1989, in Bixby, Okla.

## HARRIS JR. BREAKS OUT IN 2014

### LOWEST OPPONENT QB RATING, NFL, 2014 (SOURCE: PRO FOOTBALL FOCUS)

Player	Rec.	Yds.	Rtg.
1. Chris Harris Jr., Den.	46	356	47.8
2. Richard Sherman, Sea.	31	422	48.4
3. Aqib Talib, Den.	55	578	72.2
4. Darrelle Revis, N.E.	41	557	72.6
5. Desmond Trufant, Atl.	54	649	74.0

## HARRIS JR.'S REGULAR SEASON RECORD

Year	Club	G	S	UT	A	TT	S-Yds.	I-Yds.	PD	FF	FR	TD-Int.	TD-FR	S	Pts.
2011	Denver	16	4	56	9	65	0-0	1-15	6	0	0	0	0	0	0
2012	Denver	15	12	51	10	61	2.5-17.5	3-144	9	0	0	2	0	0	12
2013	Denver	16	15	58	7	65	0-0	3-1	14	0	0	0	0	0	0
2014	Denver	16	16	51	4	55	1-2	3-52	17	1	1	0	0	0	0
2015	Denver	16	16	49	9	58	0-0	2-94	6	2	0	1	0	0	6
<b>CAREER TOTALS</b>		<b>79</b>	<b>63</b>	<b>265</b>	<b>39</b>	<b>304</b>	<b>3.5-19.5</b>	<b>12-306</b>	<b>52</b>	<b>3</b>	<b>1</b>	<b>3</b>	<b>0</b>	<b>0</b>	<b>18</b>

**ADDITIONAL STATISTICS:** Special-teams tackles — 2011 (6), TOTAL (6). Special-teams fumble recoveries — 2011 (1), 2012 (1), TOTAL (2).

## HARRIS JR.'S POSTSEASON RECORD

Year	Club	G	S	UT	A	TT	S-Yds.	I-Yds.	PD	FF	FR	TD-Int.	TD-FR	S	Pts.
2011	Denver	2	1	7	6	13	0-0	0-0	0	0	0	0	0	0	0
2012	Denver	1	1	3	0	3	0-0	0-0	4	0	0	0	0	0	0
2013	Denver	1	1	2	0	2	0-0	0-0	1	0	0	0	0	0	0
2014	Denver	1	1	3	0	3	0-0	0-0	1	0	0	0	0	0	0
2015	Denver	3	3	12	2	14	1-4	0-0	2	0	0	0	0	0	0
<b>CAREER TOTALS</b>		<b>8</b>	<b>7</b>	<b>27</b>	<b>8</b>	<b>35</b>	<b>1-4</b>	<b>0-0</b>	<b>8</b>	<b>0</b>	<b>0</b>	<b>0</b>	<b>0</b>	<b>0</b>	<b>0</b>

## HARRIS JR.'S SINGLE GAME HIGHS

(Postseason in parentheses)

**Tackles** — 11 vs. Jacksonville, 10/13/13 (8 at New England, 1/14/12). **Interceptions** — 2 at San Diego, 10/15/12 (none). **Interception return yards** — 98 at Baltimore, 12/16/12 (none). **Passes defended** — 4 vs. Arizona, 10/5/14 (4 vs. Baltimore, 1/12/13). **Sacks** — 1, three times, last vs. Buffalo, 12/7/14 (1 vs. Carolina, 2/7/16). **Sack yards** — 11 vs. Oakland, 9/30/12 (4 vs. Carolina, 2/7/16). **Forced fumbles** — 1 vs. Miami, 11/23/14 (none). **Fumble recoveries** — 1 at Oakland, 11/9/14 (none).

## CHRIS HARRIS JR.'S CAREER BY-GAME

(Victories asterisked)

### 2011 DENVER (8-8)

### TACKLES

Date	Opponent	P/S	UT	A	TT	S-Yds.	I-Yds.	PD	FF	FR
Sep 12	vs. Oakland	P	0	0	0	0-0	0-0	0	0	0
Sep 18	vs. Cincinnati*	P	0	0	0	0-0	0-0	0	0	0
Sep 25	at Tennessee	P	0	0	0	0-0	0-0	0	0	0
Oct 2	at Green Bay	P	2	2	4	0-0	0-0	0	0	0
Oct 9	vs. San Diego	P	0	0	0	0-0	0-0	0	0	0
Oct 23	at Miami*	P	0	0	0	0-0	0-0	2	0	0
Oct 30	vs. Detroit	S	6	3	9	0-0	0-0	0	0	0
Nov 6	at Oakland*	S	8	2	10	0-0	1-15	1	0	0
Nov 13	at Kansas City*	P	8	0	8	0-0	0-0	1	0	0
Nov 17	vs. N.Y. Jets*	P	3	0	3	0-0	0-0	0	0	0
Nov 27	at San Diego*	P	4	1	5	0-0	0-0	0	0	0
Dec 4	at Minnesota*	S	4	0	4	0-0	0-0	0	0	0
Dec 11	vs. Chicago*	P	2	0	2	0-0	0-0	1	0	0
Dec 18	vs. New England	S	9	0	9	0-0	0-0	0	0	0
Dec 24	at Buffalo	P	7	1	8	0-0	0-0	0	0	0
Jan 1	vs. Kansas City	P	3	0	3	0-0	0-0	1	0	0

**Regular Season Totals** 16/4 56 9 65 0-0 1-15 6 0 0

Jan 8 vs. Pittsburgh\*<sup>§</sup> P 4 1 5 0-0 0-0 0 0 0

Jan 14 at New England† S 3 5 8 0-0 0-0 0 0 0

**Postseason Totals** 2/1 7 6 13 0-0 0-0 0 0 0

<sup>§</sup>AFC Wild Card Game; <sup>†</sup>AFC Divisional Playoff Game

### 2012 DENVER (13-3)

### TACKLES

Date	Opponent	P/S	UT	A	TT	S-Yds.	I-Yds.	PBU	FF	FR
Sep 9	vs. Pittsburgh*	P	3	1	4	0.5-3.5	0-0	0	0	0
Sep 17	at Atlanta				INACTIVE					
Sep 23	vs. Houston	P	4	0	4	0-0	0-0	1	0	0
Sep 30	vs. Oakland*	P	3	0	3	1-11	0-0	0	0	0
Oct 7	at New England	S	4	3	7	0-0	0-0	0	0	0
Oct 15	at San Diego*	S	4	0	4	0-0	2-46	2	0	0
Oct 28	vs. New Orleans*	S	2	1	3	0-0	0-0	2	0	0
Nov 4	at Cincinnati*	S	4	2	6	0-0	0-0	1	0	0
Nov 11	at Carolina*	S	6	1	7	1-3	0-0	0	0	0
Nov 18	vs. San Diego*	S	3	0	3	0-0	0-0	2	0	0
Nov 25	at Kansas City*	S	1	1	2	0-0	0-0	0	0	0
Dec 2	vs. Tampa Bay*	S	5	1	6	0-0	0-0	2	0	0
Dec 6	at Oakland*	S	1	0	1	0-0	0-0	0	0	0
Dec 16	at Baltimore*	S	1	0	1	0-0	1-98	1	0	0
Dec 23	vs. Cleveland*	S	8	0	8	0-0	0-0	0	0	0
Dec 30	vs. Kansas City*	S	2	0	2	0-0	0-0	1	0	0

**Regular Season Totals** 15/12 51 10 61 2.5-17.5 3-144 12 0 0

Jan 12 vs. Baltimore† S 3 0 3 0-0 0-0 4 0 0

**Postseason Totals** 1/1 3 0 3 0-0 0-0 4 0 0

<sup>†</sup>AFC Divisional Playoff Game

2013 DENVER (13-3)		TACKLES								
Date	Opponent	P/S	UT	A	TT	S-Yds.	I-Yds.	PBU	FF	FR
Sep 5	vs. Baltimore*	S	3	0	3	0-0	1-0	1	0	0
Sep 15	at N.Y. Giants	S	5	1	6	0-0	1-0	2	0	0
Sep 23	vs. Oakland*	S	4	1	5	0-0	0-0	0	0	0
Sep 29	vs. Philadelphia*	S	1	0	1	0-0	0-0	0	0	0
Oct 6	at Dallas*	S	4	0	4	0-0	0-0	0	0	0
Oct 13	vs. Jacksonville*	P	10	1	11	0-0	0-0	0	0	0
Oct 20	at Indianapolis*	S	5	2	7	0-0	0-0	1	0	0
Oct 27	vs. Washington*	S	3	0	3	0-0	1-1	2	0	0
Nov 10	at San Diego*	S	5	0	5	0-0	0-0	2	0	0
Nov 17	vs. Kansas City*	S	3	0	3	0-0	0-0	0	0	0
Nov 24	at New England	S	3	1	4	0-0	0-0	0	0	0
Dec 1	at Kansas City*	S	6	0	6	0-0	0-0	3	0	0
Dec 8	vs. Tennessee*	S	1	0	1	0-0	0-0	0	0	0
Dec 12	vs. San Diego	S	0	0	0	0-0	0-0	0	0	0
Dec 22	at Houston*	S	3	1	4	0-0	0-0	2	0	0
Dec 29	at Oakland*	S	2	0	2	0-0	0-0	0	0	0
Regular Season Totals		16/15	58	7	65	0-0	3-1	13	0	0
Jan 12	vs. San Diego*†	S	2	0	2	0-0	0-0	1	0	0
PLACED ON INJURED RESERVE (KNEE) ON JAN. 14										

<b>Postseason Totals</b>	<b>1/1</b>	<b>2</b>	<b>0</b>	<b>2</b>	<b>0-0</b>	<b>0-0</b>	<b>1</b>	<b>0</b>	<b>0</b>
†AFC Divisional Playoff Game									

2014 DENVER (12-4)			TACKLES							
Date	Opponent	P/S	UT	A	TT	S-Yds.	I-Yds	PD	FF	FR
Sep 7	vs. Indianapolis*	S	3	0	3	0-0	0-0	2	0	0
Sep 14	vs. Kansas City*	S	6	0	6	0-0	0-0	1	0	0
Sep 21	at Seattle	S	2	1	3	0-0	1-13	1	0	0
Oct 5	vs. Arizona*	S	2	0	2	0-0	0-0	4	0	0
Oct 12	at N.Y. Jets*	S	1	0	1	0-0	0-0	0	0	0
Oct 19	vs. San Francisco*	S	3	0	3	0-0	0-0	1	0	0
Oct 23	vs. San Diego*	S	3	1	4	0-0	1-1	1	0	0
Nov 2	at New England	S	5	0	5	0-0	0-0	0	0	0
Nov 9	at Oakland*	S	4	0	4	0-0	0-0	1	0	1
Nov 16	at St. Louis	S	2	0	2	0-0	0-0	0	0	0
Nov 23	vs. Miami*	S	5	0	5	0-0	0-0	1	1	0
Nov 30	at Kansas City*	S	2	0	2	0-0	0-0	1	0	0
Dec 7	vs. Buffalo*	S	5	0	5	1-2	1-38	1	0	0
Dec 14	at San Diego*	S	4	0	4	0-0	0-0	1	0	0
Dec 22	at Cincinnati	S	3	1	4	0-0	0-0	1	0	0
Dec 28	vs. Oakland*	S	1	1	2	0-0	0-0	1	0	0
Regular Season Totals		16/16	51	4	55	1-2	3-52	17	1	1
Jan 11	vs. Indianapolis†	S	3	0	3	0-0	0-0	1	0	0
Postseason Totals		1/1	3	0	3	0-0	0-0	1	0	0
†AFC Divisional Playoff Game										

2015 DENVER (12-4)			TACKLES							
Date	Opponent	P/S	UT	A	TT	S-Yds.	I-Yds.	PD	FF	FR
Sep 13	vs. Baltimore*	S	3	0	3	0-0	0-0	0	0	0
Sep 17	at Kansas City*	S	4	0	4	0-0	1-20	1	0	0
Sep 27	at Detroit*	S	2	0	2	0-0	0-0	0	0	0
Oct 4	vs. Minnesota*	S	6	2	8	0-0	0-0	0	0	0
Oct 11	at Oakland*	S	3	1	4	0-0	1-74	2	0	0
Oct 18	at Cleveland*	S	3	0	3	0-0	0-0	0	0	0
Nov 1	vs. Green Bay*	S	3	2	5	0-0	0-0	0	1	0
Nov 8	at Indianapolis	S	2	1	3	0-0	0-0	0	0	0
Nov 15	vs. Kansas City	S	3	1	4	0-0	0-0	0	0	0
Nov 22	at Chicago*	S	3	0	3	0-0	0-0	0	0	0
Nov 29	vs. New England*	S	2	0	2	0-0	0-0	0	0	0
Dec 6	at San Diego*	S	2	0	2	0-0	0-0	0	1	0
Dec 13	vs. Oakland	S	4	0	4	0-0	0-0	1	0	0
Dec 20	at Pittsburgh	S	3	2	5	0-0	0-0	0	0	0
Dec 28	vs. Cincinnati*	S	5	0	5	0-0	0-0	1	0	0
Jan 3	vs. San Diego*	S	1	0	1	0-0	0-0	1	0	0
Season Totals		16/16	49	9	58	0-0	2-94	6	2	0
Jan 17	vs. Pittsburgh*†	S	3	0	3	0-0	0-0	1	0	0
Jan 24	vs. New England*#	S	4	2	6	0-0	0-0	1	0	0
Feb 7	vs. Carolina*\$	S	5	0	5	1-4	0-0	0	0	0

†AFC Divisional Playoff Game; #AFC Championship Game; \$Super Bowl 50





## JEFF HEUERMAN

82

### TIGHT END



6-5 • 255 • 2ND YR. • OHIO STATE

**BORN:** Nov. 24, 1992, in Naples, Fla.

**HIGH SCHOOL:** Barron Collier High School, Naples, Fla.

**ACQUIRED:** Draft #3 (92nd overall), 2015

**NFL YEAR:** 2nd • **YEAR WITH BRONCOS:** 2nd

**NFL GAMES PLAYED/STARTED:** 0/0

### HEUERMAN AT A GLANCE:

- A second-year tight end who missed his initial NFL season in 2015 with a knee injury suffered during rookie mini camp.
- Played 51 career games (36 starts) at Ohio State University, totaling 52 receptions for 792 yards (15.2 avg.) with seven touchdowns in four seasons.
- Tallied 17 catches for 207 yards (12.2 avg.) with two touchdowns as a senior team co-captain, helping the Buckeyes to the 2014 College Football Playoff National Championship.
- Selected by the Broncos in the third round (92nd overall) of the 2015 NFL Draft.

**CAREER TRANSACTIONS:** Signed by Denver as a draft choice 6/4/15.



**2015:** Selected in the third round of the 2015 NFL Draft (92nd overall), Heuerman tore his ACL in rookie mini camp and missed the 2015 season.

**COLLEGE:** Heuerman played 51 career games (36 starts) at Ohio State University, totaling 52 receptions for 792 yards (15.2 avg.) with seven touchdowns in four seasons... Served as one of Ohio State University's co-captains, starting 14-of-15 games played and tallying 17 catches for 207 yards (12.2 avg.) with two touchdowns his senior year... Helped lead the Buckeyes to the College Football Playoff National Championship... Named a second-team All-Big Ten Conference selection and was on the John Mackey Award (nation's top tight end) mid-season watch list... Started all 14 games as a junior, recording career highs in receptions (26), receiving yards (466) and touchdowns (4) while earning All-Big Ten honorable mention honors... Led all Buckeyes receivers with 17.9 yards per reception... Named the Mackey Award Player of the Week following his career-best five-catch, 116-yard receiving outing vs. Purdue (11/2/13).

**PERSONAL:** Heuerman earned all-conference, all-area and all-district honors as a senior at Barron Collier High School in Naples, Fla... Led Barron Collier to three District 3A titles... Played hockey for eight years and competed on the junior circuit... His father, Paul, was a basketball captain at Michigan and his brother, Mike, played tight end at Notre Dame... Last name is pronounced HIRE-mun... Jeff Heuerman was born on Nov. 24, 1992, in Naples, Fla.

### HEUERMAN'S REGULAR SEASON RECORD

Year	Club	G	S	No.	RECEIVING				TD	TDr	SCORING				2pt	Pts.
					Yds.	Avg.	LG	TD			TDp	TDrt				
2015	Denver															

INJURED RESERVE



## RONNIE HILLMAN

23

### RUNNING BACK



5-10 • 195 • 5TH YR. • SAN DIEGO STATE

**BORN:** Sept. 14, 1991, in Long Beach, Calif.

**HIGH SCHOOL:** La Habra (Calif.) High School

**ACQUIRED:** Draft #3 (67th overall), 2012

**NFL YEAR:** 5th • **YEAR WITH BRONCOS:** 5th

**NFL GAMES PLAYED/STARTED:** 48/14 • **POSTSEASON GP/GS:** 5/2

### HILLMAN AT A GLANCE:

- A fifth-year running back who appeared in 48 regular-season games (14 starts) and five postseason contests (2 starts) during his first four NFL seasons, totaling 1,845 yards rushing and 12 touchdowns on 453 carries (4.1 avg.).
- Posted career-highs in rushing yards (863) and rushing touchdowns (7) in 2015 while post-

- ing four 100-yard rushing games.
- Selected as AFC Offensive Player of the Week after rushing for a career-best 117 yards vs. San Diego (1/3/16).
  - Rushed for 434 yards and three touchdowns while contributing 21 receptions for 139 yards in eight games (4 starts) in 2014.
  - Recorded a Broncos postseason rookie-record 22 carries for 83 yards (3.8 avg.) in Denver's AFC Divisional Playoff Game vs. Baltimore (1/12/13).
  - Played 26 games (20 starts) at San Diego State University and finished third in school history with 3,243 yards rushing in just two seasons with the Aztecs.
  - Selected by the Broncos in the third round (67th overall) of the 2012 NFL Draft.

**CAREER TRANSACTIONS:** Signed by Denver as a draft choice 7/24/12.



**2015:** Hillman set career highs in games played (16), starts (10), carries (207), rushing yards (863), rushing average (4.2), rushing touchdowns (7), 100-yard rushing games (4) and receptions (24)... Saw action in all three of Denver's postseason games (2 starts) and posted 32 carries for 54 yards... Finished with 11 carries for 103 yards (9.4 avg.) with a career-long 72-yard touchdown—the fourth longest scoring run in team history— vs. Min. (10/4)... Totaled a personal-best 111 yards on 20 carries (5.6 avg.) at Cle. (10/18)... Scored on a pair of first half runs (1, 15) vs. G.B. (11/1)... Posted 21 carries for 102 yards (4.2 avg.) at Chi. (11/22)... Named AFC Offensive Player of the Week after tallying his fourth 100-yard rushing outing of the season—a 117-yard, 1-touchdown effort vs. S.D. (1/3).

**2014:** Hillman played eight regular-season games (4 starts) for the Broncos... Rushed 106 times for 434 yards (4.1 avg.) with three touchdowns in addition to catching 21 passes for 139 yards (6.6 avg.) with one score... Became just the fourth player in team history to reach the century mark in his first NFL start when he rushed for a career-high 100 yards on 24 carries (4.2 avg.) at NYJ (10/12)... Notched his first career multiple-touchdown game with two rushing scores on *Sunday Night Football* vs. S.F. (10/19)... Rushed for a career-high 109 yards (5.5 avg.) on 20 carries vs. S.D. (10/23)... Became the first Bronco since RB Correll Buckhalter (vs. Hou., 12/26/10) to post a rushing touchdown (1 yd.) and a receiving score (15 yds.) in the same game with his effort at N.E. (11/2)... Missed Games 10-15 with a foot injury... Returned for Denver's final regular-season game and totaled 56 yards rushing on 15 carries (3.7 avg.) vs. Oak. (12/28).

**2013:** Hillman played 10 regular-season games and totaled 55 carries for 218 yards (4.0 avg.) for the Broncos in 2013... Averaged 7.3 yards per carry, rushing nine times for a game-high 66 yards on *Monday Night Football* vs. Oak. (9/23)... Posted a career-best four catches for 42 yards at Dal. (10/6).

**2012:** Selected by the Broncos in the third round (67th overall) of the 2012 NFL Draft, Hillman played 14 regular-season games and finished third on the team with 330 rushing yards and one touchdown on 85 carries... Made his NFL debut, registering two carries for seven yards and one catch for one yard vs. Hou. (9/23)... Set career marks with 14 carries for 86 yards (6.1 avg.) and a long of 31 vs. N.O. (10/28)... Scored his first career touchdown on a 5-yard run at Car. (11/11)... Ran the ball a team-high 12 times, totaling 59 yards of offense vs. S.D. (11/18)... Had a career high with 15 carries at Bal. (12/16)... Relieved injured starter Knowshon Moreno in Denver's AFC Divisional Playoff Game vs. Bal. (1/12) and totaled 83 yards on 22 carries (3.8 avg.) to mark the most attempts by a Broncos rookie in postseason history.

**COLLEGE:** Hillman saw action in 26 games (20 starts) at San Diego State University and ranked third in school history with 3,243 yards rushing in just two seasons with the Aztecs... Accounted for 15 100-yard rushing games and three 200-yard outputs, while scoring 36 rushing touchdowns... Named first-team All-Mountain West Conference as a redshirt sophomore in 2011 after rushing for a career-high 1,711 yards and 19 touchdowns on 311 carries (5.5 avg.) and earning MWC Player of the Week honors on three occasions... Ranked fourth in the NCAA in rushing (131.6 ypg) and ninth in scoring (9.2 ppg) in 2011... Selected as the MWC Freshman of the Year in 2010 after totaling 262 carries for 1,532 yards (5.8 avg.) with 17 touchdowns.

**PERSONAL:** Hillman attended La Habra (Calif.) High School, where as a senior he led his team to the 2008 CIF Southern Section Southwest Division title after rushing for 1,251 yards and 14 touchdowns on just 97 carries (12.9 avg.)... Accounted for 2,104 all-purpose yards and 27 total touchdowns to earn first-team-all-county pick honors from the *Orange County Register* in addition to being selected as the Freeway League MVP... Earned Southeast Division Offensive Player of the Year honors following his junior season in which he amassed 1,615 yards and 20 touchdowns rushing... Studied social science at San Diego State... Played on a youth football team in Los Angeles coached by rapper Snoop Dogg... Ronnie Hillman was born on Sep. 14, 1991, in Long Beach, Calif.

HILLMAN'S REGULAR SEASON RECORD

Year	Club	RUSHING							RECEIVING					SCORING					
		G	S	No.	Yds.	Avg.	LG	TD	No.	Yds.	Avg.	LG	TD	TD	TDr	TDp	TDtr	2pt	Pts.
2012	Denver	14	0	85	330	3.9	31	1	10	62	6.2	29	0	1	1	0	0	0	6
2013	Denver	10	0	55	218	4.0	19	1	12	119	9.9	19	0	1	1	0	0	0	6
2014	Denver	8	4	106	434	4.1	37t	3	21	139	6.6	16	1	4	3	1	0	0	24
2015	Denver	16	10	207	863	4.2	72t	7	24	111	4.6	14	0	7	7	0	0	0	42
CAREER TOTALS		48	14	453	1,845	4.1	72t	12	67	431	6.4	29	1	13	12	1	0	0	78

**ADDITIONAL STATISTICS:** Miscellaneous tackles — 2014 (1), TOTAL (1). Miscellaneous fumble recoveries — 2015 (2), TOTAL (2).

## HILLMAN'S POSTSEASON RECORD

Year	Club	G	S	RUSHING					RECEIVING					SCORING				
				No.	Yds.	Avg.	LG	TD	No.	Yds.	Avg.	LG	TD	TD	TDp	TDt	2pt	Pts.
2012	Denver	1	0	22	83	3.8	11	0	3	20	6.7	11	0	0	0	0	0	0
2014	Denver	1	0	2	8	4.0	10	0	0	0	—	0	0	0	0	0	0	0
2015	Denver	3	2	32	54	1.7	9	0	1	7	7	7	0	0	0	0	0	0
<b>CAREER TOTALS</b>		<b>5</b>	<b>2</b>	<b>56</b>	<b>145</b>	<b>2.6</b>	<b>11</b>	<b>0</b>	<b>4</b>	<b>27</b>	<b>6.8</b>	<b>11</b>	<b>0</b>	<b>0</b>	<b>0</b>	<b>0</b>	<b>0</b>	<b>0</b>

## HILLMAN'S SINGLE GAME HIGHS

(Postseason in parentheses)

**Rushes** — 24, at N.Y. Jets, 10/12/14 (22 vs. Baltimore, 1/12/13). **Rushing yards** — 117, vs. San Diego, 1/3/16 (83 vs. Baltimore, 1/12/13). **Longest rush** — 72t, vs. Minnesota, 10/4/15 (11 vs. Baltimore, 1/12/13). **Rushing touchdowns** — 2, twice, last vs. Green Bay, 11/1/15 (none). **Receptions** — 7, at New England, 11/2/14 (3 vs. Baltimore, 1/12/13). **Receiving yards** — 47 at New England, 11/2/14 (20 vs. Baltimore, 1/12/13). **Longest reception** — 29 vs. Oakland, 9/30/12 (11 vs. Baltimore, 1/12/13). **Receiving touchdowns** — 1, at New England, 11/2/14 (none).

## HILLMAN'S 100-YARD RUSHING GAMES (6)

\*denotes win (Hillman's teams are 6-0 when he records 100 or more yards rushing in a game.)

Date	Opponent	No.	Yds.	Avg.	LG	TD
10/12/14	vs. N.Y. Jets*	24	100	4.2	26	0
11/23/14	vs. San Diego*	20	109	5.5	37	0
10/4/15	vs. Minnesota*	11	103	9.4	72t	1
10/18/15	at Cleveland*	20	111	5.6	26	0
11/22/15	at Chicago*	21	102	4.9	15	0
1/3/16	vs. San Diego*	15	117	7.8	23t	1

## RONNIE HILLMAN'S CAREER GAME-BY-GAME

(Victories asterisked)

2012 DENVER (13-3)			RUSHING					RECEIVING				SCORING		
Date	Opponent	P/S	No.	Yds.	Avg.	LG	TD	No.	Yds.	Avg.	LG	TD	2pt.	Pts.
Sep 9	vs. Pittsburgh*													
Sep 17	at Atlanta					INACTIVE								
Sep 23	vs. Houston	P	2	7	3.5	4	0	1	1	1.0	1	0	0	0
Sep 30	vs. Oakland*	P	10	31	3.1	12	0	2	32	16.0	29	0	0	0
Oct 7	at New England*	P	3	9	3.0	7	0	1	4	4.0	4	0	0	0
Oct 15	at San Diego*	P	2	3	1.5	3	0	0	0	0.0	—	0	0	0
Oct 28	vs. New Orleans*	P	14	86	6.1	31	0	1	-4	-4.0	-4	0	0	0
Nov 4	at Cincinnati*	P	1	4	4.0	4	0	1	5	5.0	5	0	0	0
Nov 11	at Carolina*	P	5	5	1.0	5t	1	2	8	4.0	7	0	0	6
Nov 18	vs. San Diego*	P	12	43	3.6	21	0	2	16	8.0	12	0	0	0
Nov 25	at Kansas City*	P	3	9	3.0	10	0	0	0	0.0	—	0	0	0
Dec 2	vs. Tampa Bay*	P	5	29	5.8	9	0	0	0	0.0	—	0	0	0
Dec 6	at Oakland*	P	4	24	6.0	12	0	0	0	0.0	—	0	0	0
Dec 16	at Baltimore*	P	15	32	2.1	8	0	0	0	0.0	—	0	0	0
Dec 23	vs. Cleveland*	P	6	35	5.8	12	0	0	0	0.0	—	0	0	0
Dec 30	vs. Kansas City*	P	3	13	4.3	5	0	0	0	0.0	—	0	0	0

<b>Regular Season Totals</b>	<b>14/0</b>	<b>85</b>	<b>330</b>	<b>3.9</b>	<b>31</b>	<b>1</b>	<b>10</b>	<b>62</b>	<b>6.2</b>	<b>29</b>	<b>0</b>	<b>0</b>	<b>0</b>	<b>6</b>
Jan 12 vs. Baltimore†	P	22	83	3.8	11	0	3	20	6.7	11	0	0	0	0

<b>Postseason Totals</b>	<b>1/0</b>	<b>22</b>	<b>83</b>	<b>3.8</b>	<b>11</b>	<b>0</b>	<b>3</b>	<b>20</b>	<b>6.7</b>	<b>11</b>	<b>0</b>	<b>0</b>	<b>0</b>	<b>6</b>
†AFC Divisional Playoff Game														

2013 DENVER (13-3)			RUSHING					RECEIVING					SCORING	
Date	Opponent	P/S	No.	Yds.	Avg.	LG	TD	No.	Yds.	Avg.	LG	TD	2pt.	Pts.
Sep 5	vs. Baltimore*	P	4	15	3.8	7	0	2	27	13.5	17	0	0	0
Sep 15	at N.Y. Giants*	P	1	3	3.0	3	0	0	0	0.0	—	0	0	0
Sep 23	vs. Oakland*	P	9	66	7.3	19	1	1	12	12.0	12	0	0	6
Sep 29	vs. Philadelphia*	P	11	36	3.3	10	0	2	21	10.5	14	0	0	0
Oct 6	at Dallas*	P	7	17	2.4	17	0	4	42	10.5	19	0	0	0
Oct 13	vs. Jacksonville*	P	4	20	5.0	11	0	2	16	8.0	11	0	0	0
Oct 20	at Indianapolis	P	4	25	6.3	14	0	1	1	1.0	1	0	0	0
Games 8-11						INACTIVE								
Dec 1	at Kansas City*	P	0	0	0.0	—	0	0	0	0.0	—	0	0	0
Dec 8	vs. Tennessee*					INACTIVE								
Dec 12	vs. San Diego					DID NOT PLAY								
Dec 22	at Houston*	P	3	6	2.0	3	0	0	0	0.0	—	0	0	0
Dec 29	at Oakland*	P	12	30	2.5	8	0	0	0	0.0	—	0	0	0
Regular Season Totals		10/0	55	218	4.0	19	1	12	119	9.9	19	0	0	6
Jan 12	vs. San Diego*†					INACTIVE								
Jan 19	vs. New England*#					INACTIVE								
Feb 2	vs. Seattle*					INACTIVE								

<b>Postseason Totals</b>	<b>0/0</b>	<b>0</b>	<b>0</b>	<b>0.0</b>	<b>—</b>	<b>0</b>	<b>0</b>	<b>0</b>	<b>0.0</b>	<b>—</b>	<b>0</b>	<b>0</b>	<b>0</b>	<b>0</b>
†AFC Divisional Playoff Game; #AFC Championship Game; \$Super Bowl XLVIII														

2014 DENVER (12-4)				RUSHING				RECEIVING				SCORING		
Date	Opponent	P/S	No.	Yds.	Avg.	LG	TD	No.	Yds.	Avg.	LG	TD	2pt.	Pts.
Sep 7	vs. Indianapolis*													
Sep 14	vs. Kansas City*													
Sep 21	at Seattle	P	2	2	1.0	2	0	1	7	7.0	7	0	0	0
Oct 5	vs. Arizona*	P	15	64	4.3	16	0	0	0	0.0	—	0	0	0
Oct 12	at N.Y. Jets*	S	24	100	4.2	26	0	3	16	5.3	9	0	0	0
Oct 19	vs. San Francisco*	S	14	74	5.3	37†	2	4	29	7.3	11	0	0	12
Oct 23	vs. San Diego*	P	20	109	5.5	37	0	3	29	9.7	16	0	0	0
Nov 2	at New England	S	10	16	1.6	4	1	7	47	6.7	15†	1	0	12
Nov 9	at Oakland*	S	6	13	2.2	6	0	2	9	4.5	8	0	0	0
Games 10-15 INACTIVE														
Dec 28	vs. Oakland*	P	15	56	3.7	13	0	1	2	2.0	2	0	0	0
Regular Season Totals		8/4	106	434	4.1	37†	3	21	139	6.6	16	1	0	24
Jan 11	vs. Indianapolis†	P	2	8	4.0	10	0	0	0	0	0	0	0	0
Postseason Totals		1/0	2	8	4.0	10	0	0	0	0	0	0	0	0
†AFC Divisional Playoff Game														

†AFC Divisional Playoff Game

2015 DENVER (12-4)			RUSHING					RECEIVING					SCORING	
Date	Opponent	P/S	No.	Yds.	Avg.	LG	TD	No.	Yds.	Avg.	LG	TD	2pt.	Pts.
Sep 13	vs. Baltimore*	P	12	41	3.4	11	0	0	0	—	—	0	0	0
Sep 17	at Kansas City*	P	9	34	3.8	16	0	0	0	—	—	0	0	0
Sep 27	at Detroit*	P	7	13	1.9	5	1	1	3	3.0	3	0	0	6
Oct 4	vs. Minnesota*	P	11	103	9.4	72†	1	1	5	5.0	5	0	0	6
Oct 11	at Oakland*	P	7	21	3.0	0	0	1	5	5.0	5	0	0	0
Oct 18	at Cleveland*	P	20	111	5.6	26	0	3	4	1.3	3	0	0	0
Nov 1	vs. Green Bay*	S	19	60	3.2	16	2	1	-5	-5.0	-5	0	0	12
Nov 8	at Indianapolis	S	7	1	0.1	3	0	0	0	—	—	0	0	0
Nov 15	vs. Kansas City	S	11	42	3.8	19	1	2	9	4.5	5	0	0	6
Nov 22	at Chicago*	S	21	102	4.9	15	0	1	2	2.0	2	0	0	0
Nov 29	vs. New England*	S	14	59	4.2	19†	1	1	0	0.0	0	0	0	6
Dec 6	at San Diego*	S	19	56	2.9	11	0	0	0	—	—	0	0	0
Dec 13	vs. Oakland	S	12	20	1.7	11	0	7	41	5.9	12	0	0	0
Dec 20	at Pittsburgh	S	14	48	3.4	14	0	0	0	—	—	0	0	0
Dec 28	vs. Cincinnati*	S	9	35	3.9	8	0	4	37	9.3	14	0	0	0
Jan 3	vs. San Diego*	S	15	117	7.8	23†	1	2	10	5.0	8	0	0	0
Season Totals			16/10	207	863	4.2	72†	7	24	111	4.6	14	0	0 42
Jan 17	vs. Pittsburgh*†	S	16	38	2.4	9	0	0	0	—	—	0	0	0
Jan 24	vs. New England*#	S	11	16	1.5	7	0	1	7	7.0	7	0	0	0
Feb 7	vs. Carolina*\$	P	5	0	0.0	3	0	0	0	—	—	0	0	0
Postseason Totals			3/2	32	54	1.7	9	0	1	7	7.0	7	0	0 0
†AFC Divisional Playoff Game; #AFC Championship Game; \$Super Bowl 50														

†AFC Divisional Playoff Game; #AFC Championship Game; \$Super Bowl 50



## SHILOH KEO

33

SAFETY

5-11 • 205 • 5TH YR. • IDAHO

BORN: Dec. 17, 1987, in Everett, Wash.

HIGH SCHOOL: Archbishop Murphy High School, Everett, Wash.

ACQUIRED: Free Agent, 2015

NFL YEAR: 5th • YEAR WITH BRONCOS: 2nd

NFL GAMES PLAYED/STARTED: 46/11 • POSTSEASON GP/GS: 6/1



### KEO AT A GLANCE:

- A fifth-year safety who played 46 career games (11 starts) and six postseason contests (1 start) with Houston (2011-13) and Denver (2015), totaling 67 tackles (55 solo), three interceptions and seven passes defended in addition to 20 special-teams stops.
- Appeared in four regular season games and two postseason contests for Denver in 2015 after competing with Houston (2014) and Cincinnati (2015) in training camps the past two seasons.
- Started 11-of-16 games for Houston 2013, finishing with 60 tackles (49 solo), one interception and six passes defended.
- Played 55 games (50 starts) at the University of Idaho, recording 358 tackles (237 solo), 11 interceptions (168 yds.), 31 passes defended, three forced fumbles, three fumbles recoveries and one sack.
- Joined the Broncos as a free agent on Dec. 9, 2015.
- Selected by Houston in the fifth round (144th overall) of the 2011 NFL Draft.

**CAREER TRANSACTIONS:** Signed by Houston as a draft choice 7/31/11; Waived by Houston 9/3/11; Signed by Houston 9/4/11 (practice squad); Signed by Houston (active roster) 10/19/11; Waived by Houston 9/3/14; Signed by Cincinnati 1/10/15; Waived by Cincinnati 9/5/15; Signed by Denver 12/9/15.



**2015:** Keo totaled three solo tackles, two special-teams stops and one interception (22 yds.) in four games with Denver after signing with the team on Dec. 9... Appeared in two of the Broncos' postseason contests, making three solo stops... Spent training camp with Cincinnati before being waived on Sep. 5... Made his Broncos debut on defense and special teams vs. Oak. (12/13)... Intercepted Chargers QB Philip Rivers (22 yds.) vs. S.D. (1/3)... Notched three solo tackles in Denver's AFC Championship Game vs. N.E. (1/24)... Saw action on defense and special teams in Denver's Super Bowl 50 victory vs. Car. (2/7).

**2014:** Keo competed with Houston in training camp before being waived on Sep. 3.

**2013:** Appeared in all 16 games (11 starts) for Houston, posting a career-best 60 tackles (49 solo), one interception and six passes defended in addition to three special-teams stops... Returned three punts for 15 yards (6.5 avg.)... Made his first NFL start at S.D. (9/9)... Intercepted Chiefs QB Alex Smith (4 yds.) at K.C. (10/20)... Registered a personal-best six solo tackles vs. Ind. (11/3).

**2012:** Keo saw action in all 16 games and both postseason contests (1 start) for Houston and served as a special-teams captain... Led the Texans with 11 special-teams stops and finished the season with four defensive tackles (3 solo), one interception (1 yd.) and one pass defended... Made eight tackles (3 solo) in two playoff contests... Picked off Patriots QB Ryan Mallett for his first career interception at N.E. (12/10).

**2011:** Selected by the Texans in the fifth round (144th overall) of the 2011 NFL Draft, Keo appeared in 10 games and made four special-teams tackles... Played in both of Houston's playoff games, contributing one special-teams stop... Made his NFL debut at Ten. (10/23).

**COLLEGE:** Keo started 50-of-55 games played at the University of Idaho, recording 358 tackles (237 solo), 11 interceptions (168 yds.), 31 passes defended, three forced fumbles, three fumbles recoveries and one sack... Averaged 11.0 yards on 53 punt returns and 20.3 yards on eight kickoff returns... Ranks first in Idaho history in career punt return yards (585) and single-season punt return yards (319)... Named All-Western Athletic Conference second-team in 2010 after starting 12-of-13 games and finishing with 61 tackles (40 solo), three interceptions, one sack, one forced fumble and two fumble recoveries.

**PERSONAL:** Keo rushed for 2,946 yards and scored 37 touchdowns in addition to returning punts and kick-offs in his two seasons at Archbishop Murphy High School in Everett, Wash.... Named the Cascade Conference Defensive Player of the Year at defensive back by the Associated Press and a 2A all-state and all-conference selection at running back as a senior... Led his high school to a 14-1 overall record in his final season, gaining 1,675 yards with 22 touchdowns... Also played baseball in high school... Majored in sports science at Idaho... Shiloh Keo (pronounced KAY-oh) was born on Dec. 17, 1987, in Everett, Wash.

### KEO'S REGULAR SEASON RECORD

Year	Club	G	S	UT	A	TT	S-Yds.	I-Yds.	PD	FF	FR	TD-Int.	TD-FR	S	Pts.
2011	Houston	10	0	0	0	0	0-0	0-0	0	0	0	0-0	0-0	0	0
2012	Houston	16	0	3	1	4	0-0	1-1	1	0	0	0-0	0-0	0	0
2013	Houston	16	11	49	11	60	0-0	1-4	6	0	0	0-0	0-0	0	0
2015	Denver	4	0	3	0	3	0-0	1-22	1	0	0	0-0	0-0	0	0
<b>CAREER TOTALS</b>		<b>46</b>	<b>11</b>	<b>55</b>	<b>12</b>	<b>67</b>	<b>0-0</b>	<b>3-27</b>	<b>8</b>	<b>0</b>	<b>0</b>	<b>0-0</b>	<b>0-0</b>	<b>0</b>	<b>0</b>

**ADDITIONAL STATISTICS:** Special-teams tackles — 2011 (4), 2012 (11), 2013 (3), 2015 (2), TOTAL (20). Rushing — 2013 (1 rush for 8 yards, 8.0 avg., 8 LG, 0 TD), TOTAL (1 rush for 8 yards, 8.0 avg., 8 LG, 0 TD). Punt returns — 2011 (1 for 11 yds., 11.0 avg., 11 LG, 0 TD), 2013 (3 for 15 yds., 5.0 avg., 9 LG, 0 TD), TOTAL (4 for 26 yds., 6.5 avg., 11 LG, 0 TD).

### KEO'S POSTSEASON RECORD

Year	Club	G	S	UT	A	TT	S-Yds.	I-Yds.	PD	FF	FR	TD-Int.	TD-FR	S	Pts.
2011	Houston	2	0	0	0	0	0-0	0-0	0	0	0	0-0	0-0	0	0
2012	Houston	2	1	3	5	8	0-0	0-0	0	0	0	0-0	0-0	0	0
2015	Denver	2	0	3	0	3	0-0	0-0	0	0	0	0-0	0-0	0	0
<b>CAREER TOTALS</b>		<b>6</b>	<b>1</b>	<b>6</b>	<b>5</b>	<b>11</b>	<b>0-0</b>	<b>0-0</b>	<b>0</b>	<b>0</b>	<b>0</b>	<b>0-0</b>	<b>0-0</b>	<b>0</b>	<b>0</b>

### KEO'S SINGLE-GAME HIGHS

(Postseason in parentheses)

**Tackles** — 6, twice, last vs. Jacksonville, 11/24/13 (4, twice, last at New England, 1/13/13). **Interceptions** — 1, three times, last vs. San Diego, 1/3/16 (none). **Interception yards** — 22 vs. San Diego, 1/3/16 (none). **Passes Defended** — 2 vs. Denver, 12/22/13 (none).

### DID YOU KNOW?


The Broncos are 85-15 (.850) when holding the lead entering the fourth quarter during the last 11 seasons (since 2005). When leading entering the fourth quarter, Denver was 12-1 in 2005, 6-3 in 2006, 6-1 in 2007, 6-1 in 2008, 6-2 in 2009, 2-2 in 2010, 3-1 in 2011, 12-0 in 2012, 12-1 in 2013, 11-1 in 2014 and 9-2 in 2015.



# SHILOH KEO'S CAREER GAME-BY-GAME

(Victories asterisked)

2011 HOUSTON (10-6) TACKLES										
Date	Opponent	P/S	UT	A	TT	S-Yds.	I-Yds.	PD	FF	FR
SIGNED BY HOUSTON (ACTIVE ROSTER) OCT. 19										
Oct 23	at Tennessee*	P	0	0	0	0-0	0-0	0	0	0
Oct 30	vs. Jacksonville*	P	0	0	0	0-0	0-0	0	0	0
Nov 6	vs. Cleveland *	P	0	0	0	0-0	0-0	0	0	0
Nov 13	at Tampa Bay*	P	0	0	0	0-0	0-0	0	0	0
Nov 27	at Jacksonville*	P	0	0	0	0-0	0-0	0	0	0
Dec 4	vs. Atlanta*	P	0	0	0	0-0	0-0	0	0	0
Dec 11	at Cincinnati*	P	0	0	0	0-0	0-0	0	0	0
Dec 18	vs. Carolina	P	0	0	0	0-0	0-0	0	0	0
Dec 22	at Indianapolis	P	0	0	0	0-0	0-0	0	0	0
Jan 1	vs. Tennessee	P	0	0	0	0-0	0-0	0	0	0
<b>Season Totals</b>		<b>10/0</b>	<b>0</b>	<b>0</b>	<b>0</b>	<b>0-0</b>	<b>0-0</b>	<b>0</b>	<b>0</b>	<b>0</b>
Jan 7	vs. Cincinnati*§	P	0	0	0	0-0	0-0	0	0	0
Jan 15	at Baltimore†	P	0	0	0	0-0	0-0	0	0	0
<b>Postseason Totals</b>		<b>2/0</b>	<b>0</b>	<b>0</b>	<b>0</b>	<b>0-0</b>	<b>0-0</b>	<b>0</b>	<b>0</b>	<b>0</b>
SAFC Wild Card Game; †AFC Divisional Playoff Game										
2012 HOUSTON (12-4) TACKLES										
Date	Opponent	P/S	UT	A	TT	S-Yds.	I-Yds.	PD	FF	FR
Sep 9	vs. Miami*	P	0	0	0	0-0	0-0	0	0	0
Sep 16	at Jacksonville*	P	0	0	0	0-0	0-0	0	0	0
Sep 23	at Denver*	P	0	0	0	0-0	0-0	0	0	0
Sep 30	vs. Tennessee*	P	0	0	0	0-0	0-0	0	0	0
Oct 8	at New York Jets*	P	0	0	0	0-0	0-0	0	0	0
Oct 14	vs. Green Bay	P	1	1	2	0-0	0-0	0	0	0
Oct 21	vs. Baltimore*	P	0	0	0	0-0	0-0	0	0	0
Nov 4	vs. Buffalo*	P	0	0	0	0-0	0-0	0	0	0
Nov 11	at Chicago*	P	0	0	0	0-0	0-0	0	0	0
Nov 18	vs. Jacksonville*	P	0	0	0	0-0	0-0	0	0	0
Nov 22	at Detroit*	P	0	0	0	0-0	0-0	0	0	0
Dec 2	at Tennessee*	P	0	0	0	0-0	0-0	0	0	0
Dec 10	at New England	P	0	0	0	0-0	0-0	0	0	0
Dec 16	vs. Indianapolis*	P	1	0	1	0-0	0-0	0	0	0
Dec 23	vs. Minnesota	P	1	0	1	0-0	0-0	0	0	0
Dec 30	at Indianapolis	P	0	0	0	0-0	0-0	0	0	0
<b>Season Totals</b>		<b>16/0</b>	<b>3</b>	<b>1</b>	<b>4</b>	<b>0-0</b>	<b>1-1</b>	<b>1</b>	<b>0</b>	<b>0</b>
Jan 5	vs. Cincinnati*§	P	2	2	4	0-0	0-0	0	0	0
Jan 13	at New England†	S	1	3	4	0-0	0-0	0	0	0
<b>Postseason Totals</b>		<b>2/1</b>	<b>3</b>	<b>5</b>	<b>8</b>	<b>0-0</b>	<b>0-0</b>	<b>0</b>	<b>0</b>	<b>0</b>
SAFC Wild Card Game; †AFC Divisional Playoff Game										
2013 HOUSTON (2-14) TACKLES										
Date	Opponent	P/S	UT	A	TT	S-Yds.	I-Yds.	PD	FF	FR
Sep 9	at San Diego*	S	3	0	3	0-0	0-0	1	0	0
Sep 15	vs. Tennessee*	S	4	0	4	0-0	0-0	0	0	0
Sep 22	at Baltimore	P	2	1	3	0-0	0-0	0	0	0
Sep 29	vs. Seattle	P	0	0	0	0-0	0-0	0	0	0
Oct 6	at San Francisco	P	0	0	0	0-0	0-0	0	0	0
Oct 13	vs. St. Louis	P	3	0	3	0-0	0-0	0	0	0
Oct 20	at Kansas City	P	4	0	4	0-0	1-4	1	0	0
Nov 3	vs. Indianapolis	S	6	0	6	0-0	0-0	0	0	0
Nov 10	at Arizona	S	4	1	5	0-0	0-0	0	0	0
Nov 17	vs. Oakland	S	2	3	5	0-0	0-0	0	0	0
Nov 24	vs. Jacksonville	S	4	2	6	0-0	0-0	0	0	0
Dec 1	vs. New England	S	5	0	5	0-0	0-0	0	0	0
Dec 5	at Jacksonville	S	2	1	3	0-0	0-0	0	0	0
Dec 15	at Indianapolis	S	4	1	5	0-0	0-0	1	0	0
Dec 22	vs. Denver	S	4	1	5	0-0	0-0	2	0	0
Dec 29	at Tennessee	S	2	1	3	0-0	0-0	1	0	0
<b>Season Totals</b>		<b>16/11</b>	<b>49</b>	<b>11</b>	<b>60</b>	<b>0-0</b>	<b>1-4</b>	<b>6</b>	<b>0</b>	<b>0</b>
2015 DENVER (12-4) TACKLES										
Date	Opponent	P/S	UT	A	TT	S-Yds.	I-Yds.	PD	FF	FR
SIGNED BY DENVER ON DEC. 9										
Dec 13	vs. Oakland	P	0	0	0	0-0	0-0	0	0	0
Dec 20	at Pittsburgh	P	2	0	2	0-0	0-0	0	0	0
Dec 28	vs. Cincinnati*	P	1	0	1	0-0	0-0	0	0	0
Jan 3	vs. San Diego*	P	0	0	0	0-0	1-22	1	0	0
<b>Season Totals</b>		<b>4/0</b>	<b>3</b>	<b>0</b>	<b>3</b>	<b>0-0</b>	<b>1-22</b>	<b>1</b>	<b>0</b>	<b>0</b>
Jan 17	vs. Pittsburgh*†									
INACTIVE										
Jan 24	vs. New England*#	P	3	0	3	0-0	0-0	0	0	0
Feb 7	vs. Carolina*§	P	0	0	0	0-0	0-0	0	0	0
<b>Postseason Totals</b>		<b>2/0</b>	<b>3</b>	<b>0</b>	<b>3</b>	<b>0-0</b>	<b>0-0</b>	<b>0</b>	<b>0</b>	<b>0</b>
†AFC Divisional Playoff Game; #AFC Championship Game; §Super Bowl 50										



## DARIUS KILGO

98

### NOSE TACKLE



**6-3 • 319 • 2ND YR. • MARYLAND**

**BORN:** Dec. 14, 1991, in Matthews, N.C.

**HIGH SCHOOL:** Weddington High School, Matthews, N.C.

**ACQUIRED:** Draft #6 (203rd overall), 2015

**NFL YEAR:** 2nd • **YEAR WITH BRONCOS:** 2nd

**NFL GAMES PLAYED/STARTED:** 9/0 • **POSTSEASON GP/GS:** 0/0

### KILGO AT A GLANCE:

- A second-year nose tackle who appeared in nine regular-season games for Denver in 2015, posting six tackles (5 solo) and one pass defended.
- Opened 36-of-42 games played University of Maryland, totaling 123 tackles (72 solo), 5.5 sacks (40 yds.), three passes defended, one forced fumble and five fumble recoveries.
- Named an honorable mention All-Big Ten Conference selection following his senior year in 2014 after posting a career-high 41 tackles (29 solo) to go along with two sacks (16 yds.) and three fumble recoveries.
- Selected by the Broncos in the sixth round (203rd overall) of the 2015 NFL Draft.

**CAREER TRANSACTIONS:** Signed by Denver as a draft choice 5/13/15.



**2015:** Selected by the Broncos in the sixth round (203rd overall) of the 2015 NFL Draft, Kilgo appeared in nine regular-season games as a rookie and made six tackles (5 solo)... Was inactive for all three of Denver's postseason contests... Recorded two tackles (1 solo) in his NFL debut vs. Bal. (9/13)... Notched a pair of solo tackles at K.C. (9/17).

**COLLEGE:** Kilgo opened 36-of-42 games played at Maryland, totaling 123 tackles (72 solo), 5.5 sacks (40 yds.), three passes defended, one forced fumble and five fumble recoveries... Named an honorable mention All-Big Ten Conference selection as a senior after contributing a career-best 41 tackles (29 solo), two sacks (16 yds.) and three fumble recoveries for the University of Maryland... Served on Maryland's leadership council as a junior and started 12-of-13 games, registering 37 tackles (16 solo) and two sacks (13 yds.)... Started 11-of-12 games played at nose tackle in 2012, totaling 40 tackles (23 solo), five tackles for a loss, one forced fumble and one fumble recovery.

**PERSONAL:** Kilgo recorded 67 tackles, four sacks and two forced fumbles as a senior at Weddington (N.C.) High School... Received all-conference and all-country honors as a junior, finishing with 83 tackles, five sacks and three forced fumbles... Lettered in basketball and indoor track and field. Majored in criminology and criminal justice at Maryland... Darius Kilgo was born on Dec. 14, 1991, in Weddington, N.C.

### KILGO'S REGULAR SEASON RECORD

Year	Club	G	S	UT	A	TT	S-Yds.	I-Yds.	PD	FF	FR	TD-Int.	TD-FR	S	Pts.
2015	Denver	9	0	5	1	6	0-0	0-0	1	0	0	0	0	0	0
<b>CAREER TOTALS</b>		<b>9</b>	<b>0</b>	<b>5</b>	<b>1</b>	<b>6</b>	<b>0-0</b>	<b>0-0</b>	<b>1</b>	<b>0</b>	<b>0</b>	<b>0</b>	<b>0</b>	<b>0</b>	<b>0</b>

### KILGO'S POSTSEASON RECORD

Year	Club	G	S	UT	A	TT	S-Yds.	I-Yds.	PD	FF	FR	TD-Int.	TD-FR	S	Pts.
2015	Denver	0	0	0	0	0	0-0	0-0	1	0	0	0	0	0	0
<b>CAREER TOTALS</b>		<b>0</b>	<b>0</b>	<b>0</b>	<b>0</b>	<b>0</b>	<b>0-0</b>	<b>0-0</b>	<b>1</b>	<b>0</b>	<b>0</b>	<b>0</b>	<b>0</b>	<b>0</b>	<b>0</b>

### Did You Know?

The Denver Broncos own the most overtime wins in professional football history (28) with their .617 win percentage (28-17-2) ranking second all-time since the system was instituted in 1974. Denver's three overtime wins in 2015 tied for the most in team history.

## DARIUS KILGO'S CAREER GAME-BY-GAME

(Victories asterisked)

2015 DENVER (12-4)			TACKLES								
Date	Opponent	P/S	UT	A	TT	S-Yds.	I-Yds.	PD	FF	FR	
Sep 13	vs. Baltimore*	P	1	1	2	0-0	0-0	0	0	0	
Sep 17	at Kansas City*	P	2	0	2	0-0	0-0	0	0	0	
Sep 27	at Detroit*	P	0	0	0	0-0	0-0	0	0	0	
Oct 4	vs. Minnesota*	P	1	0	1	0-0	0-0	0	0	0	
Oct 11	at Oakland*	P	1	0	1	0-0	0-0	0	0	0	
Games 6-9			INACTIVE								
Nov 22	at Chicago*	P	0	0	0	0-0	0-0	1	0	0	
Nov 29	vs. New England*	P	0	0	0	0-0	0-0	0	0	0	
Dec 6	at San Diego*	P	0	0	0	0-0	0-0	0	0	0	
Dec 13	vs. Oakland	P	0	0	0	0-0	0-0	0	0	0	
Games 14-16			INACTIVE								
Season Totals			9/0	5	1	6	0-0	0-0	1	0	0
Jan 17	vs. Pittsburgh*†	INACTIVE									
Jan 24	vs. New England*#	INACTIVE									
Feb 7	vs. Carolina*\$	INACTIVE									

### Postseason Totals

†AFC Divisional Playoff Game; #AFC Championship Game; \$Super Bowl 50



## CODY LATIMER

14

### WIDE RECEIVER



**6-2 • 215 • 3RD YR. • INDIANA**

**BORN:** Oct. 10, 1992, in Dayton, Ohio

**HIGH SCHOOL:** Jefferson Township High School, Dayton, Ohio

**ACQUIRED:** Draft #2 (56th overall), 2014

**NFL YEAR:** 3rd • **YEAR WITH BRONCOS:** 3rd

**NFL GAMES PLAYED/STARTED:** 22/1 • **POSTSEASON GP/GS:** 3/0

### LATIMER AT A GLANCE:

- A third-year wide receiver who played 22 regular-season games (1 start) and three postseason contests in his first two seasons with Denver.
- Caught six passes for 59 yards (9.8 avg.) with one touchdown and added four special-teams tackles in 2015.
- Totaled two receptions for 23 yards (11.5 avg.) and two kickoff returns for 22 yards (11.0 avg.) during his rookie season in 2014.
- Opened 24-of-32 games at Indiana University and finished his collegiate career ranked seventh in school history in receptions (135) and yards (2,042).
- Made at least one catch in every game played for Indiana, tying for the fourth most 100-yard receiving games (7) by a Hoosier.
- Selected by the Broncos in the second round (56th overall) of the 2014 NFL Draft.

**CAREER TRANSACTIONS:** Signed by Denver as a draft choice 6/2/14.



**2015:** Latimer played 14 regular-season games (1 start) and three postseason contests, making six catches for 59 yards (9.8 avg.) with one touchdown... Caught three passes for 30 yards (10.0 avg.) vs. K.C. (11/15)... Made his first career start and caught two passes for 22 yards (11.0 avg.) with one touchdown at Chi. (11/22)... Recorded a pair of catches for 18 yards (9.0 avg.) in Denver's AFC Divisional Playoff Game vs. Pit. (1/17)... Caught one pass for 13 yards and made two special-teams tackles in the Broncos' AFC Championship Game vs. N.E. (1/24)... Saw action on offense and special teams in Denver's Super Bowl 50 victory vs. Car. (2/7).

**2014:** Selected by the Broncos in the second round (56th overall) of the 2014 NFL Draft, Latimer appeared in eight regular-season games as a rookie and totaled two receptions for 23 yards (11.5 avg.) and two kickoff returns for 22 yards (11.0 avg.)... Made his Broncos debut in the season opener vs. Ind. (9/7) and saw action in 10 special-teams plays... Recorded his first career kickoff return (8 yds.) at N.E. (11/2)... Hauled in his first career reception at Oak. (11/9).

**COLLEGE:** Latimer played 32 games (24 starts) at Indiana University and finished his collegiate career ranked seventh in school history in receptions (135) and yards (2,042)... Made at least one catch in every game played for the Hoosiers, tying for the fourth most 100-yard receiving games (7) at Indiana... Started all 12

games as a senior and led the team with 72 receptions for 1,096 yards (15.2 avg.) with nine touchdowns... Named a second-team All-Big Ten Conference selection for the second consecutive season and was recognized as Indiana's Anthony Thompson Most Valuable Player.

**PERSONAL:** Latimer competed at wide receiver and defensive back at Jefferson Township High School in Dayton, Ohio, where he was named a first-team all-conference selection following his senior season... Scored 12 offensive touchdowns, one defensive touchdown and five special-teams touchdowns during his final prep campaign... Latimer's late father, Colby, was a member of the Bowling Green football team in 1986... Raises money for the American Cancer Society by donating proceeds from T-shirt sales on his personal website... Cody Derek Latimer was born on Oct. 10, 1992, in Dayton, Ohio.

### LATIMER'S REGULAR SEASON RECORD

Year	Club	G	S	No.	RECEIVING				No.	PUNT RETURNS				No.	KICKOFF RETURNS			
					Yds.	Avg.	LG	TD		Yds.	Avg.	LG	TD		Yds.	Avg.	LG	TD
2014	Denver	8	0	2	23	11.5	14	0	0	0	0.0	—	0	2	22	11.0	14	0
2015	Denver	14	1	6	59	9.8	15	1	0	0	—	—	0	0	27	—	27	0
<b>CAREER TOTALS</b>		<b>22</b>	<b>1</b>	<b>8</b>	<b>82</b>	<b>10.3</b>	<b>15</b>	<b>1</b>	<b>0</b>	<b>0</b>	<b>0.0</b>	<b>—</b>	<b>0</b>	<b>2</b>	<b>49</b>	<b>24.5</b>	<b>27</b>	<b>0</b>

**ADDITIONAL STATISTICS:** Special-teams tackles — 2015 (4), TOTAL (4). Miscellaneous tackles — 2015 (1), TOTAL (1). Rushing — 2015 (2 rushes for 1 yard (0.5 avg., 0 TD)), TOTAL (2 rushes for 1 yard (0.5 avg., 0 TD)).

### LATIMER'S POSTSEASON RECORD

Year	Club	G	S	No.	RECEIVING				No.	PUNT RETURNS				No.	KICKOFF RETURNS			
					Yds.	Avg.	LG	TD		Yds.	Avg.	LG	TD		Yds.	Avg.	LG	TD
2014	Denver	0	0	0	0	0.0	—	0	0	0	0.0	—	0	0	0	0.0	—	0
2015	Denver	3	0	2	18	9.0	12	0	0	0	0.0	—	0	0	0	0.0	—	0
<b>CAREER TOTALS</b>		<b>3</b>	<b>0</b>	<b>2</b>	<b>18</b>	<b>9.0</b>	<b>12</b>	<b>0</b>	<b>0</b>	<b>0</b>	<b>0.0</b>	<b>—</b>	<b>0</b>	<b>0</b>	<b>0</b>	<b>0.0</b>	<b>—</b>	<b>0</b>

**ADDITIONAL STATISTICS:** Special-teams tackles — 2015 (2), TOTAL (2).

### CODY LATIMER'S CAREER GAME-BY-GAME

(Victories asterisked)

2014 DENVER (12-4)		P/S	RECEIVING						No.	KICK RETURNS				No.	SCORING			
Date	Opponent		No.	Yds.	Avg.	LG	TD			Yds.	Avg.	LG	TD		2pt.	Pts.		
Sep 7	vs. Indianapolis*	P	0	0	0.0	—	0		0	0	0.0	—	0		0	0		
Games 2-6						INACTIVE												
Oct 23	vs. San Diego*	P	0	0	0.0	—	0		0	0	0.0	—	0		0	0		
Nov 2	at New England	P	0	0	0.0	—	0		1	8	8.0	8	0		0	0		
Nov 9	at Oakland*	P	1	9	9.0	9	0		0	0	0.0	—	0		0	0		
Nov 16	at St. Louis					INACTIVE												
Nov 23	vs. Miami*	P	0	0	0.0	—	0		0	0	0.0	—	0		0	0		
Nov 30	at Kansas City*	P	0	0	0.0	—	0		1	14	14.0	14	0		0	0		
Dec 7	vs. Buffalo*					INACTIVE												
Dec 14	at San Diego*					INACTIVE												
Dec 22	at Cincinnati	P	0	0	0.0	—	0		0	0	0.0	—	0		0	0		
Dec 28	vs. Oakland*	P	1	14	14.0	14	0		0	0	0.0	—	0		0	0		
<b>Regular Season Totals</b>			<b>8/0</b>	<b>2</b>	<b>23</b>	<b>11.5</b>	<b>14</b>	<b>0</b>	<b>2</b>	<b>22</b>	<b>11.0</b>	<b>14</b>	<b>0</b>		<b>0</b>	<b>0</b>		
Jan 11	vs. Indianapolis†					INACTIVE												
<b>Postseason Totals</b>			<b>0/0</b>	<b>0</b>	<b>0</b>	<b>0.0</b>	<b>—</b>	<b>0</b>	<b>0</b>	<b>0</b>	<b>0.0</b>	<b>—</b>	<b>0</b>		<b>0</b>	<b>0</b>		

†AFC Divisional Playoff Game

2015 DENVER (12-4)		P/S	RECEIVING						No.	SCORING			
Date	Opponent		No.	Yds.	Avg.	LG	TD			2pt.	Pts.		
Sep 13	vs. Baltimore*	P	0	0	—	—	0		0	0	0		
Sep 17	at Kansas City*	P	0	0	—	—	0		0	0	0		
Sep 27	at Detroit*	P	0	0	—	—	0		0	0	0		
Oct 4	vs. Minnesota*	P	0	0	—	—	0		0	0	0		
Oct 11	at Oakland*					INACTIVE							
Oct 18	at Cleveland*	P	0	0	—	—	0		0	0	0		
Nov 1	vs. Green Bay*	P	0	0	—	—	0		0	0	0		
Nov 8	at Indianapolis	P	0	0	—	—	0		0	0	0		
Nov 15	vs. Kansas City	P	3	30	30.0	15	0		0	0	0		
Nov 22	at Chicago*	S	2	22	11.0	12	1		0	6			
Nov 29	vs. New England*	P	1	7	7.0	7	0		0	0			
Dec 6	at San Diego*	P	0	0	—	—	0		0	0			
Dec 13	vs. Oakland	P	0	0	—	—	0		0	0			
Dec 20	at Pittsburgh	P	0	0	—	—	0		0	0			
Dec 28	vs. Cincinnati*					INACTIVE							
Jan 3	vs. San Diego*	P	0	0	—	—	0		0	0			
<b>Season Totals</b>			<b>14/1</b>	<b>6</b>	<b>59</b>	<b>9.8</b>	<b>15</b>	<b>1</b>	<b>0</b>	<b>6</b>			
Jan 17	vs. Pittsburgh*†	P	2	18	9.0	12	0		0	0			
Jan 24	vs. New England*#	P	1	13	13.0	13	0		0	0			
Feb 7	vs. Carolina*\$	P	0	0	—	—	0		0	0			
<b>Postseason Totals</b>			<b>3/0</b>	<b>3</b>	<b>31</b>	<b>10.3</b>	<b>13</b>	<b>0</b>	<b>0</b>	<b>0</b>			

†AFC Divisional Playoff Game; #AFC Championship Game; \$Super Bowl 50



# BRANDON MARSHALL

54

## INSIDE LINEBACKER



6-1 • 238 • 5TH YR. • NEVADA

**BORN:** Sept. 10, 1989, in Las Vegas

**HIGH SCHOOL:** Cimarron-Memorial High School, Las Vegas

**ACQUIRED:** Free Agent, 2013

**NFL YEAR:** 5th • **YEAR WITH BRONCOS:** 4th

**NFL GAMES PLAYED/STARTED:** 36/29 • **POSTSEASON GP/GS:** 7/4

### MARSHALL AT A GLANCE:

- A fifth-year linebacker who played 36 career regular-season games (29 starts) and seven playoff contests (4 starts) during his first four NFL seasons with Jacksonville (2012) and Denver (2013-15).
- Finished second on the Broncos with 101 tackles (76 solo) in 2015 in addition to tallying 1.5 sacks (10.5 yds.), one interception, four passes defended and two forced fumbles.
- Voted by his teammates as the co-recipient of the 2015 Ed Block Courage Award after coming back from a foot injury to post his second consecutive 100-plus tackle season.
- Selected by the local media as the recipient of the Darrent Williams Good Guy Award in 2015, given annually to the Bronco who best exemplifies Williams' enthusiasm, cooperation and honesty while dealing with members of the press.
- Named a 2015 Broncos Community Ambassador award winner.
- Led the Broncos with 110 tackles (88 solo) in 2014 with that total ranking second in the NFL among first-year defensive starters.
- Spent the majority of the 2013 season on the Broncos' practice squad before being elevated to the active roster and appearing in four games (1 reg. season, 3 postseason).
- Saw action in five games for the Jaguars as a rookie in 2012 and contributed three special-teams tackles for the club.
- Totaled 259 career tackles, including 40 stops for a loss, as a four-year starter at the University of Nevada.
- Joined the Broncos as a practice-squad signee on Sep. 2, 2013.
- Selected by Jacksonville in the fifth round (142nd overall) of the 2012 NFL Draft.

**CAREER TRANSACTIONS:** Signed by Jacksonville as a draft choice 6/5/12; Waived by Jacksonville 10/27/12; Signed by Jacksonville 10/30/12; Waived by Jacksonville 11/1/12; Signed by Jacksonville (practice squad) 11/5/12; Signed by Jacksonville (active roster) 12/18/12; Waived by Jacksonville 8/30/13; Signed by Denver (practice squad) 9/2/13; Signed by Denver (active roster) 12/24/13.



**2015:** Marshall started all 16 regular-season games and all three postseason contests, totaling 100-plus tackles (101) for the second consecutive season and adding 1.5 sacks (10.5 yds.), one interception, four passes defended and two forced fumbles... Teamed with ILB Danny Trevathan to become the first pair of Broncos since 2009 with 100-plus tackles each in a single season... Registered 14 tackles (9 solo), two passes defended and one forced fumble in three postseason games... Made five tackles (4 solo) and forced a fumble that led to CB Bradley Roby's 21-yard game-winning fumble return with 0:27 remaining at K.C. (9/17)... Led the team with 12 tackles (11 solo) at Det. (9/27)... Picked off Steelers QB Ben Roethlisberger in the fourth quarter at Pit. (12/20)... Notched four tackles (3 solo) and one pass defended in Denver's AFC Divisional Playoff Game vs. Pit. (1/17)... Posted five tackles (4 solo), one pass defended and one forced fumble in Denver's AFC Championship Game vs. N.E. (1/24)... Tallied five tackles (2 solo) in Denver's Super Bowl 50 victory vs. Car. (2/7).

### MARSHALL A TACKLING MACHINE

#### MOST SOLO DEFENSIVE TACKLES, NFL, 2014-PRES. (PRESS BOX TOTALS)

Player	No.
1. Lavonte David, T.B.	186
2. Reshad Jones, Mia.	176
3. Luke Kuechly, Car.	175
4. D'Qwell Jackson, Ind.	170
5. Telvin Smith, Jac.	167
6. Brandon Marshall, Den.	164
Lawrence Timmons, Pit.	164



## MARSHALL EMERGES AS A KEY CONTRIBUTOR

### MOST TACKLES BY A FIRST-YEAR STARTER, NFL, 2014 (PRESS BOX TOTALS)

Player	No.
1. C.J. Mosley, Bal.	129
2. <b>Brandon Marshall, Den.</b>	<b>110</b>
3. Preston Brown, Buf.	108
Jelani Jenkins, Mia.	108
Keenan Robinson, Was.	108

**2014:** Marshall played in 14 regular-season games (13 starts), totaling a team-high 110 tackles (88 solo), two sacks (17 yds.), one interception (0 yds.), nine passes defended, one forced fumble and two special-teams stops... Racked up the second-most defensive stops by an NFL player in his first year as a starter in 2014... Totaled a career-best 15 tackles (13 solo) at Stl. (11/16)... Led the team with nine solo tackles vs. Buf. (12/7) and swatted down a career-high three passes defended to become just the sixth player in the NFL in 2014 to post at least nine tackles and three passes defended in a single game... Notched his first career sack vs. K.C. (9/14)... Recorded his first career interception vs. Buf. (12/7)... Missed the final two games of the regular season with a foot injury before returning to start in Denver's AFC Divisional Playoff Game vs. Ind (1/11).

**2013:** Marshall spent the first 16 weeks of the 2013 season on Denver's practice squad after being waived by Jacksonville at the conclusion of training camp... Signed to the Broncos' active roster Dec. 24... Appeared in Denver's regular-season finale as well as all three playoff contests... Made his first career defensive tackle to go along with a special-teams stop at Oak. (12/29)... Contributed one special-teams tackle in Super Bowl XLVIII vs. Sea. (2/2).

**2012:** Selected by Jacksonville in the fifth round (142nd overall) of the 2012 NFL Draft, Marshall saw action in four of the team's first six games as a rookie before splitting time on the Jaguars' practice squad and active roster during the second half of the season... Posted three special-teams tackles.

**COLLEGE:** Marshall recorded 259 tackles (145 solo), 40 tackles for a loss, six sacks, three interceptions, seven fumble recoveries and three forced fumbles as a four-year starter at the University of Nevada... Made 102 tackles with 10 tackles for a loss as a senior to earn second-team All-Western Athletic Conference honors from Phil Steele Publications.

**PERSONAL:** Marshall played linebacker, running back and tight end at Cimarron-Memorial High School in Las Vegas, earning first-team All-Sunset Conference and second-team all-state as a senior... Finished his prep career with 68 tackles, 13 sacks, 57 quarterback pressures, four fumble recoveries and 10 offensive touchdowns... Partnered with the Rose Anom Center in December 2014 to host a clothing drive benefiting survivors of domestic violence... Participated in the teams' Hometown Huddle event in 2014, the Broncos' annual Play 60 event for the 16 branches of Boys & Girls Clubs of Metro Denver... Brandon Markieth Marshall was born on Sep 10, 1989, in Las Vegas.

### MARSHALL'S REGULAR SEASON RECORD

Year	Club	G	S	UT	A	TT	S-Yds.	I-Yds.	PD	FF	FR	TD-Int.	TD-FR	S	Pts.
2012	Jacksonville	5	0	0	0	0	0-0	0-0	0	0	0	0	0	0	0
2013	Denver	1	0	1	0	1	0-0	0-0	0	0	0	0	0	0	0
2014	Denver	14	13	88	22	110	2-17	1-0	9	1	0	0	0	0	0
2015	Denver	16	16	77	24	101	1.5-10.5	1-0	3	2	0	0	0	0	0
<b>CAREER TOTALS</b>		<b>36</b>	<b>29</b>	<b>166</b>	<b>55</b>	<b>211</b>	<b>3.5-27.5</b>	<b>2-0</b>	<b>12</b>	<b>3</b>	<b>0</b>	<b>0</b>	<b>0</b>	<b>0</b>	<b>0</b>
<b>BRONCOS TOTALS</b>		<b>32</b>	<b>29</b>	<b>166</b>	<b>55</b>	<b>211</b>	<b>3.5-27.5</b>	<b>2-0</b>	<b>12</b>	<b>3</b>	<b>0</b>	<b>0</b>	<b>0</b>	<b>0</b>	<b>0</b>

**ADDITIONAL STATISTICS:** Special-teams tackles — 2012 (3), 2013 (1), 2014 (2), 2015 (1), TOTAL (7).

### MARSHALL'S POSTSEASON RECORD

Year	Club	G	S	UT	A	TT	S-Yds.	I-Yds.	PD	FF	FR	TD-Int.	TD-FR	S	Pts.
2013	Denver	3	0	0	0	0	0-0	0-0	0	0	0	0	0	0	0
2014	Denver	1	1	4	2	6	0-0	0-0	0	0	0	0	0	0	0
2015	Denver	3	3	9	5	14	0-0	0-0	2	1	0	0	0	0	0
<b>CAREER TOTALS</b>		<b>7</b>	<b>4</b>	<b>13</b>	<b>7</b>	<b>20</b>	<b>0-0</b>	<b>0-0</b>	<b>2</b>	<b>1</b>	<b>0</b>	<b>0</b>	<b>0</b>	<b>0</b>	<b>0</b>

**ADDITIONAL STATISTICS:** Special-teams tackles — 2013 (1), TOTAL (1).

### MARSHALL'S SINGLE-GAME HIGHS

(Postseason in parentheses)

**Tackles** — 15, at St. Louis, 11/16/14 (6 vs. Indianapolis, 1/11/15). **Sacks** — 1, 3x, last vs. Baltimore, 9/13/15 (none). **Sack yards** — 12 at Kansas City, 11/30/14 (none). **Interceptions** — 1, twice, last at Pittsburgh, 12/20/15 (none). **Passes defended** — 3 vs. Buffalo, 12/7/14 (1, twice, last vs. New England, 1/24/16). **Forced fumbles** — 1, three times, last vs. Green Bay, 11/1/15 (1 vs. New England, 1/24/16). **Special-teams tackles** — 1, seven times, last vs. Oakland, 12/13/15 (1 vs. Seattle, 2/2/14).

### DID YOU KNOW?

Denver is one of just four teams to record three 90+ win decades since 1960 and the only organization to do so in each of the last three decades.

## BRANDON MARSHALL'S CAREER BY GAME

(Victories asterisked)

2012 JACKSONVILLE (2-14)			TACKLES							
Date	Opponent	P/S	UT	A	TT	S-Yds.	I-Yds.	PD	FF	FR
Sep 9	at Minnesota	P	0	0	0	0-0	0-0	0	0	0
Sep 16	vs. Houston	P	0	0	0	0-0	0-0	0	0	0
Sep 23	at Indianapolis*	P	0	0	0	0-0	0-0	0	0	0
Sep 30	vs. Cincinnati				INACTIVE					
Oct 7	vs. Chicago	P	0	0	0	0-0	0-0	0	0	0
Oct 21	at Oakland				INACTIVE					
WAIVED BY JACKSONVILLE ON NOV. 1 / SIGNED TO JACKSONVILLE'S PRACTICE SQUAD ON NOV. 5										
Games 9-14 PRACTICE SQUAD										
Dec 23	vs. New England				INACTIVE					
Dec 30	at Tennessee	P	0	0	0	0-0	0-0	0	0	0
Regular Season Totals		5/0	0	0	0	0-0	0-0	0	0	0
2013 DENVER (13-3)			TACKLES							
Date	Opponent	P/S	UT	A	TT	S-Yds.	I-Yds.	PD	FF	FR
Games 1-15 PRACTICE SQUAD										
Dec 29	at Oakland*	P	1	0	1	0-0	0-0	0	0	0
Regular Season Totals		1/0	1	0	1	0-0	0-0	0	0	0
Jan 12	vs. San Diego*†	P	0	0	0	0-0	0-0	0	0	0
Jan 19	vs. New England*#	P	0	0	0	0-0	0-0	0	0	0
Feb 2	vs. Seattle\$	P	0	0	0	0-0	0-0	0	0	0
Postseason Totals		3/0	0	0	0	0-0	0-0	0	0	0
†AFC Divisional Playoff Game; #AFC Championship Game; \$Super Bowl XLVIII										
2014 DENVER (12-4)			TACKLES							
Date	Opponent	P/S	UT	A	TT	S-Yds.	I-Yds.	PD	FF	FR
Sep 7	Indianapolis*	S	7	2	9	0-0	0-0	1	0	0
Sep 14	vs. Kansas City*	S	6	2	8	1-5	0-0	1	1	0
Sep 21	at Seattle	S	5	7	12	0-0	0-0	0	0	0
Oct 5	vs. Arizona*	S	2	0	2	0-0	0-0	1	0	0
Oct 12	at N.Y. Jets*	P	5	1	6	0-0	0-0	0	0	0
Oct 19	vs. San Francisco*	S	8	0	8	0-0	0-0	1	0	0
Oct 23	vs. San Diego*	S	8	2	10	0-0	0-0	1	0	0
Nov 2	at New England	S	4	1	5	0-0	0-0	0	0	0
Nov 9	at Oakland*	S	11	2	13	0-0	0-0	1	0	0
Nov 16	at St. Louis	S	13	2	15	0-0	0-0	0	0	0
Nov 23	vs. Miami*	S	2	1	3	0-0	0-0	0	0	0
Nov 30	at Kansas City*	S	5	1	6	1-12	0-0	0	0	0
Dec 7	vs. Buffalo*	S	9	0	9	0-0	1-0	3	0	0
Dec 14	at San Diego*	S	3	1	4	0-0	0-0	0	0	0
Dec 22	at Cincinnati				INACTIVE					
Dec 28	vs. Oakland*				INACTIVE					
Regular Season Totals		14/13	88	22	110	2-17	1-0	9	1	0
Jan 11	vs. Indianapolis†	S	4	2	6	0-0	0-0	0	0	0
Postseason Totals		1/1	4	2	6	0-0	0-0	0	0	0
†AFC Divisional Playoff Game										
2015 DENVER (12-4)			TACKLES							
Date	Opponent	P/S	UT	A	TT	S-Yds.	I-Yds.	PD	FF	FR
Sep 13	vs. Baltimore*	S	6	1	7	1-8	0-0	1	0	0
Sep 17	at Kansas City*	S	4	1	5	0-0	0-0	0	1	0
Sep 27	at Detroit*	S	11	1	12	0-0	0-0	0	0	0
Oct 4	vs. Minnesota*	S	6	3	9	0-0	0-0	0	0	0
Oct 11	at Oakland*	S	7	1	8	0-0	0-0	0	0	0
Oct 18	at Cleveland*	S	4	3	7	0.5-2.5	0-0	0	0	0
Nov 1	vs. Green Bay*	S	6	0	6	0-0	0-0	0	1	0
Nov 8	at Indianapolis	S	3	6	9	0-0	0-0	0	0	0
Nov 15	vs. Kansas City	S	5	3	8	0-0	0-0	0	0	0
Nov 22	at Chicago*	S	7	0	7	0-0	0-0	0	0	0
Nov 29	vs. New England*	S	2	1	3	0-0	0-0	1	0	0
Dec 6	at San Diego*	S	3	0	3	0-0	0-0	0	0	0
Dec 13	vs. Oakland	S	3	0	3	0-0	0-0	0	0	0
Dec 20	at Pittsburgh	S	4	3	7	0-0	1-0	1	0	0
Dec 28	vs. Cincinnati*	S	7	0	7	0-0	0-0	0	0	0
Jan 3	vs. San Diego*	S	0	0	0	0-0	0-0	0	0	0
Season Totals		16/16	78	23	101	1.5-10.5	1-0	3	2	0
Jan 17	vs. Pittsburgh*†	S	3	1	4	0-0	0-0	1	0	0
Jan 24	vs. New England*#	S	4	1	5	0-0	0-0	1	1	0
Feb 7	vs. Carolina*\$	S	2	3	5	0-0	0-0	0	0	0
Postseason Totals		3/3	9	5	14	0-0	0-0	2	1	0
†AFC Divisional Playoff Game; #AFC Championship Game; \$Super Bowl 50										



## BRANDON McMANUS

8

KICKER



6-3 • 201 • 3RD YR. • TEMPLE

BORN: July 25, 1991, in Philadelphia

HIGH SCHOOL: North Penn High School, Lansdale, Pa.

ACQUIRED: Free Agent, 2014

NFL YEAR: 3rd • YEAR WITH BRONCOS: 3rd

NFL GAMES PLAYED/STARTED: 31/0 • POSTSEASON GP/GS: 4/0

### McMANUS AT A GLANCE:

- A third-year kicker who has seen action in 31 regular-season games and four postseason contests for Denver (2014-15), connecting on 38-of-48 career field goals (81.3%).
- Finished the 2015 season tied for third in franchise history with 30 made field goals and ranked fourth in the NFL with a kickoff touchback percentage of 70.5.
- Named AFC Special Teams Player of the Month (October, 2015) after converting 10-of-11 field goals, including the first two game-winning kicks of his career.
- Totaled the second-most made field goals all-time in a single postseason (10-for-10) in 2015.
- Competed in the preseason with Indianapolis as a rookie in 2013 and with the N.Y. Giants in 2014 before being acquired by Denver in a trade.
- Received the 2012 College Football Performance Awards Specialist Trophy as the nation's best overall kicker following his senior year at Temple University.
- Holds Temple career records for points scored (338), field goals made (60) and punting average (45.4).
- Joined the Broncos on Aug. 26, 2014, in a trade with the N.Y. Giants in exchange for a seventh-round draft choice.

**CAREER TRANSACTIONS:** Signed by Indianapolis as a college free agent 4/30/13; Waived by Indianapolis 8/26/13; Signed to a future contract by N.Y. Giants on 1/2/14; Traded to Denver 8/26/14; Waived by Denver 11/25/14; Signed by Denver (practice squad) 12/4/14; Signed by Denver (active roster) 12/6/14.



**2015:** McManus tied for third in franchise history with 30 made field goals (35 attempts), including three game-winning kicks, and added 35 extra points (36 attempts) for 125 total points... Totaled 55 touchbacks on 78 kickoffs for the league's fourth-best percentage (70.5)... Was a perfect 10-for-10 on field goals in Denver's three postseason games to represent the second-most made field goals all-time in a single postseason... Began the season with 13 consecutive field goals, which tied for second in Broncos history to start a season... Was a perfect 4-for-4 (57, 56, 43, 33) vs. Bal. (9/13), becoming the second kicker in NFL history to convert two field goals of 56 yards or longer in the same game... Named AFC Special Teams Player for the Month for October after connecting on 10-of-11 field goals, including the first two game-winning kicks of his career... Kicked the game-winning 37-yard field goal on the first possession of overtime vs. Cin. (12/28)... Tied an NFL postseason record with five made field goals (28, 41, 51, 41, 45) in Denver's AFC Divisional Playoff Game vs. Pit. (1/17)... Tied K Matt Prater with his seventh made field goal of the season (including postseason) from 50-plus yards, connecting on both of his attempts (52, 31) in Denver's AFC Championship Game vs. N.E. (1/24)... Drilled three field goals (34, 33, 30) in Denver's Super Bowl 50 victory vs. Car. (2/7).

**2014:** McManus, who spent the preseason with the N.Y. Giants before being traded to Denver on Aug. 26, appeared in 15 regular-season games and one playoff contests for the Broncos... Connected on 9-of-13 (.692) field goals and converted all 41 PATs in addition to ranking fourth in the NFL in touchback percentage (70.3 / 64-of-91)... Waived on Nov. 25 before being signed back to the active roster on Dec. 6 to handle kickoff duties for the remainder of the season.

**2013:** McManus, who entered the NFL with Indianapolis as a college free agent, competed with the Colts

### McMANUS PERFECT IN 2015 POSTSEASON

#### MOST FIELD GOALS MADE, SINGLE POSTSEASON, NFL HISTORY

Player	Year	FGM	FGA
1. Adam Vinatieri, Ind.	2006	14	15
2. Brandon McManus, Den.	2015	10	10
3. David Akers, Phi.	2008	9	10
John Kasay, Car.	2003	9	11
Steve Christie, Buf.	1992	9	10
Chuck Nelson, Min.	1987	9	9

during the preseason before being waived on Aug. 26.

**COLLEGE:** McManus holds Temple University career records for points scored (338), field goals made (60) and attempted (83) and punting average (45.4)... Named the recipient of the 2012 College Football Performance Awards Specialist Trophy as the nation's best overall kicker after converting 14-of-17 field goals and 32-of-33 extra point tries for 74 points... Punted 54 times for 2,433 yards (45.1 avg.), including 15 kicks of 50-plus yards as a senior... Earned All-Big East first-team honors as a punter and was a second-team choice as a kicker.

**PERSONAL:** McManus was a four-year letterwinner as a kicker and punter at North Penn High School in Lansdale, Pa.... Selected to play in the 2009 Big 33 All-Star Game... Named a first-team All-Suburban One Conference selection and a first-team *Times-Herald* All-Area pick as a senior... Scored 229 career points and helped his team win district championships in 2005 and 2008 and conference titles in 2006 and 2008... Majored in biology/pre-med at Temple... Co-founded the Anti Bully Squad to create a permanent solution to bullying through education, advocacy, awareness and prevention.... Brandon Tyler McManus was born on July 25, 1991, in Philadelphia.

### McMANUS' REGULAR SEASON RECORD

Year	Club	G	FIELD GOALS						TOTAL	Pct.	PATs		Pts.
			1-19	20-29	30-39	40-49	50-59	60+			Md./Att.	Pct.	
2014	Denver	15	0/0	5/5	2/3	2/3	0/2	0/0	9/13	.692	41/41	1.000	68
2015	Denver	16	0/0	12/12	8/8	5/8	5/7	0/0	30/35	.857	35/36	.972	125
<b>CAREER TOTALS</b>		<b>31</b>	<b>0/0</b>	<b>17/17</b>	<b>10/11</b>	<b>7/11</b>	<b>5/9</b>	<b>0/0</b>	<b>39/48</b>	<b>.813</b>	<b>76/77</b>	<b>.987</b>	<b>193</b>

**ADDITIONAL STATISTICS:** Kickoffs — 2014 (91 for 5,981 yards, 65.7 avg., 64 TBs), 2015 (78 for 5,012 yards, 64.3 avg., 55 TBs), TOTAL (169 for 10,993 yards, 65.0 avg., 119 TBs). Punts — 2015 (1 for 41 yards, 41.0 avg., 1 TB), TOTAL (1 for 41 yards, 41.0 avg., 1 TB).

### McMANUS' POSTSEASON RECORD

Year	Club	G	FIELD GOALS						TOTAL	Pct.	PATs		Pts.
			1-19	20-29	30-39	40-49	50-59	60+			Md./Att.	Pct.	
2014	Denver	1	0/0	0/0	0/0	0/0	0/0	0/0	0/0	.000	0/0	0.0	0
2015	Denver	2	0/0	1/1	4/4	3/3	2/2	0/0	10/10	1.000	3/3	100.0	33
<b>CAREER TOTALS</b>		<b>3</b>	<b>0/0</b>	<b>1/1</b>	<b>4/4</b>	<b>3/3</b>	<b>2/2</b>	<b>0/0</b>	<b>10/10</b>	<b>1.000</b>	<b>3/3</b>	<b>100.0</b>	<b>33</b>

**ADDITIONAL STATISTICS:** Kickoffs — 2014 (4 for 235 yards, 58.8 avg., 2 TBs), 2015 (17 for 1,102 yards, 64.8 avg., 14 TBs), TOTAL (21 for 1,337 yards, 63.7 avg., 16 TBs).

### McMANUS' SINGLE GAME HIGHS

(Postseason in parentheses)

**Field goals made** — 4, three times, last vs. Oakland, 12/13/15 (5 vs. Pittsburgh, 1/17/16). **Field goals attempted** — 5, twice, last vs. Oakland, 12/13/15 (5 vs. Pittsburgh, 1/17/16). **Longest field goal made** — 57 vs. Baltimore, 9/13/15 (52 vs. New England, 1/24/16). **PATs made** — 6 vs. San Francisco, 10/19/14 (2 vs. New England, 1/24/16). **Points scored** — 14 at Cleveland, 10/18/15 (15 vs. Pittsburgh, 1/17/16).

### McMANUS' GAME-WINNING KICKS (3)

Date	Opponent	Down/Tied	Distance	Time Left	Drive/T.O.P.
10/4/15	vs. Minnesota	20-20, 4th	39 yards	1:51, 4th	9-55-3:20
10/18/15	at Cleveland	23-23, OT	34 yards	4:56, OT	13-72-6:42
12/28/15	vs. Cincinnati	17-17, OT	37 yards	10:00, OT	14-61-5:00

### BRANDON McMANUS' CAREER GAME-BY-GAME

(Victories asterisked)

2014 DENVER (12-4)			FIELD GOALS						TOTAL	Pct.	PATs		Pts.
Date	Opponent	P/S	10-19	20-29	30-39	40-49	50-59	60+			Md./Att.	Pct.	
Sep 7	vs. Indianapolis*	P	0/0	1/1	0/0	0/0	0/0	0/0	1/1	1.000	4/4	1.000	7
Sep 14	vs. Kansas City*	P	0/0	1/1	0/0	0/0	0/0	0/0	1/1	1.000	3/3	1.000	6
Sep 21	at Seattle	P	0/0	1/1	0/0	0/0	0/0	0/0	1/1	1.000	2/2	1.000	5
Oct 5	vs. Arizona*	P	0/0	0/0	0/0	2/2	0/1	0/0	2/3	.667	5/5	1.000	11
Oct 12	at N.Y. Jets*	P	0/0	0/0	1/1	0/0	0/0	0/0	1/1	1.000	4/4	1.000	7
Oct 19	vs. San Francisco*	P	0/0	0/0	0/0	0/0	0/0	0/0	0/0	.000	6/6	1.000	6
Oct 23	vs. San Diego*	P	0/0	0/0	0/0	0/0	0/1	0/0	0/1	.000	5/5	1.000	5
Nov 2	at New England	P	0/0	0/0	0/0	0/1	0/0	0/0	0/1	.000	3/3	1.000	3
Nov 9	at Oakland*	P	0/0	2/2	0/0	0/0	0/0	0/0	2/2	1.000	5/5	1.000	11
Nov 16	at St. Louis	P	0/0	0/0	0/0	0/0	0/0	0/0	0/0	.000	1/1	1.000	1
Nov 23	vs. Miami*	P	0/0	0/0	1/2	0/0	0/0	0/0	1/2	.500	4/4	1.000	7
Game 12 NOT WITH TEAM													
Dec 7	vs. Buffalo*	P	0/0	0/0	0/0	0/0	0/0	0/0	0/0	.000	0/0	.000	0
Dec 14	at San Diego*	P	0/0	0/0	0/0	0/0	0/0	0/0	0/0	.000	0/0	.000	0
Dec 22	at Cincinnati	P	0/0	0/0	0/0	0/0	0/0	0/0	0/0	.000	0/0	.000	0
Dec 28	vs. Oakland*	P	0/0	0/0	0/0	0/0	0/0	0/0	0/0	.000	0/0	.000	0
<b>Regular Season Totals</b>			<b>15/0</b>	<b>0/0</b>	<b>3/3</b>	<b>2/3</b>	<b>2/3</b>	<b>0/2</b>	<b>0/0</b>	<b>.692</b>	<b>41/41</b>	<b>1.000</b>	<b>68</b>
Jan 11	vs. Indianapolis†	P	0/0	0/0	0/0	0/0	0/0	0/0	0/0	.000	0/0	.000	0
<b>Postseason Totals</b>			<b>1/0</b>	<b>0/0</b>	<b>0/0</b>	<b>0/0</b>	<b>0/0</b>	<b>0/0</b>	<b>0/0</b>	<b>.000</b>	<b>0/0</b>	<b>.000</b>	<b>0</b>

†AFC Divisional Playoff Game

2015 DENVER (12-4)			FIELD GOALS								PATs			
Date	Opponent	P/S	10-19	20-29	30-39	40-49	50-59	60+	TOTAL	Pct.	Md./Att.	Pct.	Pts.	
Sep 13	vs. Baltimore*	P	0/0	0/0	1/1	1/1	2/2	0/0	4/4	1.000	1/1	1.000	13	
Sep 17	at Kansas City*	P	0/0	0/0	0/0	0/0	1/1	0/0	1/1	1.000	4/4	1.000	7	
Sep 27	at Detroit*	P	0/0	0/0	0/0	1/1	0/0	0/0	1/1	1.000	3/3	1.000	6	
Oct 4	vs. Minnesota*	P	0/0	0/0	2/2	1/1	0/0	0/0	3/3	1.000	2/2	1.000	11	
Oct 11	at Oakland*	P	0/0	2/2	0/0	0/0	1/1	0/0	3/3	1.000	1/1	1.000	10	
Oct 18	at Cleveland*	P	0/0	2/2	2/2	0/0	0/1	0/0	4/5	.800	2/2	1.000	14	
Nov 1	vs. Green Bay*	P	0/0	1/1	0/0	0/0	1/1	0/0	2/2	1.000	3/3	1.000	9	
Nov 8	at Indianapolis	P	0/0	1/1	0/0	0/0	0/0	0/0	1/1	1.000	3/3	1.000	6	
Nov 15	vs. Kansas City	P	0/0	0/0	0/0	0/0	0/0	0/0	0/0	—	1/1	1.000	1	
Nov 22	at Chicago*	P	0/0	1/1	0/0	0/0	0/0	0/0	1/1	1.000	2/2	1.000	5	
Nov 29	vs. New England*	P	0/0	1/1	0/0	0/1	0/0	0/0	1/2	.500	3/3	1.000	5	
Dec 6	at San Diego*	P	0/0	1/1	0/0	0/0	0/1	0/0	1/2	.500	2/2	1.000	5	
Dec 13	vs. Oakland	P	0/0	2/2	1/1	1/2	0/0	0/0	4/5	.800	0/0	—	12	
Dec 20	at Pittsburgh	P	0/0	0/0	0/0	0/0	0/0	0/0	0/0	—	3/4	.750	3	
Dec 28	vs. Cincinnati*	P	0/0	1/1	1/1	0/1	0/0	0/0	2/3	.667	2/2	1.000	8	
Jan 3	vs. San Diego*	P	0/0	0/0	1/1	1/1	0/0	0/0	2/2	1.000	3/3	1.000	9	
Season Totals			16/0	0/0	12/12	8/8	5/8	5/7	0/0	30/35	.857	35/36	.972	125
Jan 17	vs. Pittsburgh*†	P	0/0	1/1	0/0	0/0	3/3	1/1	0/0	5/5	1.000	0/0	—	15
Jan 24	vs. New England*‡	P	0/0	0/0	1/1	0/0	0/0	1/1	0/0	2/2	1.000	2/2	1.000	8
Feb 7	vs. Carolina*§	P	0/0	0/0	0/0	3/3	0/0	0/0	0/0	3/3	1.000	1/1	1.000	10
Postseason Totals			3/0	0/0	1/1	4/4	3/3	2/2	0/0	10/10	1.000	1/1	1.000	23
†AFC Divisional Playoff Game: ‡AFC Championship Game: §Super Bowl 50														

†AFC Divisional Playoff Game; ‡AFC Championship Game; §Super Bowl 50



## VON MILLER

58

### OUTSIDE LINEBACKER

6-3 • 250 • 6TH YR. • TEXAS A&M

BORN: March 26, 1989, in DeSoto, Texas

HIGH SCHOOL: DeSoto (Texas) High School

ACQUIRED: Draft #1 (2nd overall), 2011

NFL YEAR: 6th • YEAR WITH BRONCOS: 6th

NFL GAMES PLAYED/STARTED: 72/72 • POSTSEASON GP/GS: 7/7



### MILLER AT A GLANCE:

- A sixth-year linebacker and four-time Pro Bowl selection whose 60 career sacks through his first five seasons represent the sixth most in NFL history (since 1982).
- Posted 261 tackles (205 solo), 60 sacks (396 yds.), one interception, 10 passes defended, 16 forced fumbles and four fumble recoveries in his first five seasons with Denver.
- Named MVP of Super Bowl 50—the 10th defensive player to earn the honor—after posting 2.5 sacks (27 yds.) and forcing two fumbles that led to touchdowns in Denver's 24-10 win against Carolina.
- Received All-Pro recognition from the Associated Press in four of his five NFL seasons, including first-team designations in 2012 and 2015.
- Ranks third in NFL history (since 1982) in sacks per game (0.83) among players appearing in at least 40 contests.
- Owns the second-most seasons (4) with double-digit sack totals in Broncos history.
- Selected to his fourth Pro Bowl in 2015, joining Hall of Fame running back Floyd Little and Ring of Fame safety Steve Atwater as the only players in team history to make at least four Pro Bowls in their first five years with the team.
- Totalled 35 tackles (30 solo), 11 sacks (78 yds.), one pass defended, four forced fumbles and three fumble recoveries in 2015 while starting all 16 games for the third time in his career.
- Named AFC Defensive Player of the Month for October 2014 after leading all NFL players in sacks (7) and tackles for a loss (10).
- Voted as runner-up for the NFL Defensive Player of the Year in 2012, setting a Broncos single-season record with 18.5 sacks and finishing the year also ranked in the NFL's Top 5 in quarterback knockdowns (27), tackles for a loss (28) and forced fumbles (6).
- Joined current teammate DeMarcus Ware (Dal., 2008) in 2012 as the only two players since

### 58's TROPHY CASE

Pro Bowls (4) ..... 2011-12, 14-15  
 All-Pro (First Team) (2) ..... 2012, '15  
 All-Pro (Second Team) (2) ..... 2011, '14  
 Super Bowl 50 MVP ..... 2015  
 NFL Defensive Rookie of the Year .... 2011



## MILLER ON A TORRID PACE THROUGH FIVE SEASONS

### MOST SACKS THROUGH FIRST FIVE SEASONS

Player	GP	Sk.
1. Reggie White, Phi.	73	81.0
2. J.J. Watt, Hou.	80	74.5
3. Derrick Thomas, K.C.	79	66.0
4. DeMarcus Ware, Dal.	80	64.5
5. Richard Dent, Chi.	75	61.5
6. Von Miller, Den.	72	60.0

### MOST SACKS PER GAME (MIN. 40 GP)

Player	GP	Sk.	Sk./G
1. J.J. Watt	80	74.5	0.93
2. Reggie White	232	198.0	0.85
3. Von Miller	72	60.0	0.83
4. Aldon Smith	59	47.5	0.81
5. DeMarcus Ware	168	134.5	0.80

- at least 1994 with 15 sacks, 25 tackles for a loss and five forced fumbles in a single season.
- Won AFC Defensive Player of the Month honors after leading the conference with eight sacks and 10 tackles for a loss in November 2012.
- Named NFL Defensive Rookie of the Year and a Pro Bowl starter in 2011 after tying the franchise rookie sack record (11.5).
- Became just the second player in Broncos history (K David Treadwell, 1989) to be selected to the Pro Bowl as a rookie.
- Posted 27.5 sacks in 26 starts over his last two seasons at Texas A&M University and won the Butkus Award (nation's best linebacker) in addition to being named a consensus All-American as a senior in 2010.
- Finished his collegiate career with 33 sacks (fourth in school history) and 50.5 tackles for a loss in 47 games played (30 starts).
- Selected by the Broncos in the first round (2nd overall) of the 2011 NFL Draft.

**CAREER TRANSACTIONS:** Signed by Denver as a draft choice 7/29/11.



**2015:** Miller was selected to his fourth career Pro Bowl—one of three players in team history to make at least four Pro Bowls in their first five years with the club—after recording his fourth 10+ sack season (11-78) and adding 35 tackles (30 solo), four forced fumbles and three fumble recoveries... Posted five sacks (40 yds.) between the AFC Championship and Super Bowl to tie Terrell Suggs (2010) for the most sacks in consecutive postseason games... Named MVP of Super Bowl 50 after totaling six tackles (5 solo), 2.5 sacks (27 yds.), two forced fumbles and one pass defended with both of his forced fumbles leading to Denver's only touchdowns of the game... Recorded four solo tackles and became the third-fastest player in NFL history to 50 sacks (58 games) at K.C. (9/17)... Moved into eighth all-time in team history with his 56th career sack (7 yds.) vs. N.E. (11/29)... Posted his 14th career multi-sack game, taking down Chargers QB Philip Rivers twice (15 yds.) at S.D. (12/6)... Became the third Bronco in team history to post 10-plus sacks in four or more seasons vs. Oak. (12/13)... Registered two solo tackles in Denver's AFC Divisional Playoff Game vs. Pit. (1/17)... Set a Broncos postseason record with 2.5 sacks (13 yds.) in addition to intercepting one pass (4 yds.) and making five tackles (4 solo) in Denver's AFC Championship Game vs. N.E. (1/24)... Matched his team-record 2.5 sacks (27 yds.), forced two fumbles that led to touchdowns and posted six tackles (5 solo) to earn MVP honors in Denver's Super Bowl 50 victory vs. Car. (2/7).

**2014:** Miller started all 16 regular-season games for the second time in his career and earned his third Pro Bowl nod after totaling 59 tackles (42 solo), 14 sacks (82.5 yds.), two passes defended and one fumble recovery... Became the fifth Broncos linebacker to be selected to at least three Pro Bowls and just the sixth player in team history to make at least three Pro Bowls in his first four years in the league... Led the Broncos with 16 tackles for a loss and 28 quarterback hits... Moved into fourth place on the club's single-season sack chart with his 14 sacks... Recorded his 12th career multiple-sack game vs. S.F. (10/19)... Posted six consecutive games with a sack (Games 2-7), to tie for the longest such streak of his career... Named AFC Defensive Player of the Month for October after leading all NFL players in sacks (7) and tackles for a loss (10) for the month... Recorded his 13th multiple-sack game (2-11) at K.C. (11/30)... Posted a team-high six tackles (5 solo), including two tackles for a loss, in Denver's AFC Divisional Playoff Game vs. Ind. (1/11).

**2013:** Miller started all nine games he appeared in after serving a six-game suspension to begin the season

## MILLER 10TH DEFENSIVE PLAYER TO BE NAMED SUPER BOWL MVP

### NFL DEFENSIVE PLAYERS TO BE NAMED SUPER BOWL MVP

Year	SB	Player	Team	Position
1970	V	Chuck Howley	Dallas	Linebacker
1972	VII	Jake Scott	Miami	Safety
1977	XII	Harvey Martin	Dallas	Defensive End
1977	XII	Randy White	Dallas	Defensive Tackle
1985	XX	Richard Dent	Chicago	Defensive End
1995	XXX	Larry Brown	Dallas	Cornerback
2000	XXXV	Ray Lewis	Baltimore	Linebacker
2002	XXXVII	Dexter Jackson	Tampa Bay	Safety
2013	XLVIII	Malcolm Smith	Seattle	Linebacker
2015	50	Von Miller	Denver	Linebacker

## MILLER IN DENVER'S RECORD BOOKS

### MOST SACKS IN A SEASON, BRONCOS HISTORY

Player	Year	No.
1. <b>Von Miller</b>	<b>2012</b>	<b>18.5</b>
2. Elvis Dumervil	2009	17.0
3. Simon Fletcher	1992	16.0
4. <b>Von Miller</b>	<b>2014</b>	<b>14.0</b>
5. Simon Fletcher	1993	13.5
Simon Fletcher	1991	13.5

### MOST 10-SACK SEASONS, BRONCOS HISTORY

Player	No.	Years
1. Simon Fletcher	5	1989-93
2. <b>Von Miller</b>	<b>4</b>	<b>2011-12, '14-15</b>
Paul Smith	4	1970-73
4. Elvis Dumervil	3	2007, '09, '12
Rulon Jones	3	1980, '84-85
Rich Jackson	3	1968-70

and ending the year on injured reserve... Made his 2013 debut with two tackles, including one for a loss and two quarterback hits at Ind. (10/20)... Sacked Robert Griffin III and forced a fumble that was recovered by Derek Wolfe vs. Was. (10/27)... Recovered his first career fumble and returned it 60 yards for a touchdown at N.E. (11/24) to mark seventh-longest such play in team history... Tore his ACL at Hou. (12/22) and was placed on injured reserve on Dec. 24.

**2012:** Miller started every game for the Broncos in his second NFL season and finished as the runner-up for NFL Defensive Player of the Year after ranking in the league's Top 5 in sacks (18.5), quarterback knockdowns (27), quarterback hurries (12), tackles for a loss (28), run stuffs (13) and forced fumbles (6)... Ranked fourth on the team with 68 tackles (55 solo) and added an interception return for a touchdown while receiving first-team All-Pro recognition and being selected to his second consecutive Pro Bowl as a starter... Set the franchise single-season record with 18.5 sacks to rank third in the NFL and joined DeMarcus Ware (Dal., 2008) as one of two players since at least 1994 with 15 sacks, 25 tackles for a loss and five forced fumbles in a single season... Named AFC Defensive Player of the Month for November after totaling 20 tackles (18 solo), eight sacks (54 yds.), 10 tackles for a loss and three forced fumbles in four games... Recorded a pair of sacks, while adding eight tackles (7 solo), one pass breakup, one forced fumble and five tackles for a loss at N.E. (10/7)... Set a career high with three sacks (18 yds.) at Cin. (11/4)... Earned Peter King's (*Sports Illustrated*) Defensive Player of the Week award after making six tackles—all of which came for a loss or no gain—in addition to one sack, one forced fumble and a quarterback hit on quarterback Cam Newton that resulted in an interception returned for a touchdown at Car. (11/11)... Became the first Bronco since at least 1982 to record three sacks and two forced fumbles in a single game vs. S.D. (11/18), earning Peter King's Defensive Player of the Week award for the second consecutive week... Intercepted his first career pass and returned it 26 yards for a touchdown vs. T.B. (12/2)... Extended his sack streak to a career-best six games, strip-sacking quarterback Carson Palmer for his fifth forced fumble in a five-week span at Oak. (12/6)... Became the Broncos' single-season sack record holder with 1.5 sacks vs. Cle. (12/23)... Sacked quarterback Brady Quinn to extend his single-season record to 18.5 vs. K.C. (12/30)... Led the team with nine tackles and a half sack in Denver's AFC Divisional Playoff Game vs. Bal. (1/12).

**2011:** Selected by Denver in the first round (2nd overall) of the 2011 NFL Draft, Miller started all 15 games played and tied the franchise rookie record with 11.5 sacks en route to being named the Associated Press NFL Defensive Rookie of the Year... Elected as a starter for the Pro Bowl to become just the second Bronco to play in the league's annual All-Star game as a rookie in addition to garnering second-team All-Pro honors from the Associated Press... Finished fifth on the club with 64 tackles (50 solo) and added a team-best 19 tackles for a loss and 24 quarterback hits to go along with four passes defended and two forced fumbles... Named the Denver Athletic Club's Colorado Athlete of the Year... Missed Week 13 with a thumb injury and was forced to play the season's final six games, including the playoffs, with a cast on his hand... Produced two separate five-game stretches with at least a half sack.

**COLLEGE:** Miller played 47 games (30 starts) at Texas A&M University and finished his career with 182 tackles (104 solo), 33 sacks (fourth in school history), 50.5 tackles for a loss, 10 forced fumbles and four fumble recoveries... Posted 27.5 sacks in 26 starts over his last two seasons and won the Butkus Award (nation's best linebacker) in addition to being named a consensus All-American as a senior in 2010... Tabbed as a unanimous All-Big 12 Conference performer after leading the nation with 17 sacks (115 yds.) as a junior in 2009 playing a hybrid "jack" position... Named to *The Sporting News'* Freshman All-Big 12 Team in 2007 after seeing action in nine games as a true freshman for the Aggies.

**PERSONAL:** Miller attended DeSoto (Texas) High School, where he was named the District 8-5A Defensive MVP as a senior after totaling 76 tackles and six sacks... Majored in university studies with a concentration in agriculture and life sciences at Texas A&M... Started Von's Vision, a foundation dedicated to providing eye care, glasses and contact lenses to underprivileged youth... Visited the Middle East as part of an NFL USO Tour in March 2013... Von Miller was born on March 26, 1989, in DeSoto, Texas.

## MILLER NAMED NFL DEFENSIVE ROOKIE OF THE YEAR IN 2011

### 2011 NFL DEFENSIVE ROOKIE OF THE YEAR VOTING (ASSOCIATED PRESS)

Player	Position	Team	Votes
1. <b>Von Miller</b>	<b>Linebacker</b>	<b>Denver</b>	<b>39</b>
2. Aldon Smith	Linebacker	San Francisco	11

### MILLER'S REGULAR SEASON RECORD

Year	Club	G	S	UT	A	TT	S-Yds.	I-Yds.	PD	FF	FR	TD-Int.	TD-FR	S	Pts.
2011	Denver	15	15	50	14	64	11.5-77	0-0	4	2	0	0	0	0	0
2012	Denver	16	16	55	13	68	18.5-129.5	1-26	2	6	0	1	0	0	6
2013	Denver	9	9	27	7	34	5-29	0-0	1	3	1	0	1	0	6
2014	Denver	16	16	42	17	59	14-82.5	0-0	2	1	1	0	0	0	0
2015	Denver	16	16	30	5	35	11-78	0-0	1	4	3	0	0	0	0
<b>CAREER TOTALS</b>		<b>72</b>	<b>72</b>	<b>205</b>	<b>56</b>	<b>261</b>	<b>60-396</b>	<b>1-26</b>	<b>10</b>	<b>16</b>	<b>5</b>	<b>1</b>	<b>1</b>	<b>0</b>	<b>12</b>

### MILLER'S POSTSEASON RECORD

Year	Club	G	S	UT	A	TT	S-Yds.	I-Yds.	PD	FF	FR	TD-Int.	TD-FR	S	Pts.
2011	Denver	2	2	3	0	3	1-4	0-0	0	0	0	0	0	0	0
2012	Denver	1	1	7	2	9	0.5-3.5	0-0	0	0	0	0	0	0	0
2014	Denver	1	1	5	1	6	0-0	0-0	0	0	0	0	0	0	0
2015	Denver	3	3	11	2	13	5-40	1-4	2	2	0	0	0	0	0
<b>CAREER TOTALS</b>		<b>7</b>	<b>7</b>	<b>26</b>	<b>5</b>	<b>31</b>	<b>6.5-47.5</b>	<b>1-4</b>	<b>2</b>	<b>2</b>	<b>0</b>	<b>0</b>	<b>0</b>	<b>0</b>	<b>0</b>

### MILLER'S SINGLE-GAME HIGHS

(Postseason in parentheses)

**Tackles** — 10 at San Diego, 11/27/11 (9 vs. Baltimore, 1/12/13). **Sacks** — 3, twice, last vs. San Diego, 11/18/12 (2.5<sup>^</sup>, twice, last vs. Carolina, 2/7/16). **Sack yards** — 29 vs. San Diego, 11/18/12 (27<sup>^</sup> vs. Carolina, 2/7/16). **Interceptions** — 1 vs. Tampa Bay, 12/2/12 (1 vs. New England, 1/24/16). **Interception return yards** — 26 vs. Tampa Bay, 12/2/12 (4 vs. New England, 1/24/16). **Forced fumbles** — 2 vs. San Diego, 11/18/12 (2<sup>^</sup> vs. Carolina, 2/7/16). **Fumble recoveries** — 1, five times, last at San Diego, 12/6/15 (none). **Fumble return yards** — 60 at New England, 11/24/13 (none).

<sup>^</sup>Broncos Record

### MILLER'S MULTIPLE-SACK GAMES (16)

<sup>\*</sup>denotes win; <sup>#</sup> denotes postseason (The Broncos are 13-3 when Miller records more than one sack in a game.)

Date	Opponent	S-Yds.
10/2/11	at Green Bay	2-12
11/13/11	at Kansas City <sup>*</sup>	1.5-6.5
11/17/11	vs. N.Y. Jets <sup>*</sup>	1.5-12
9/9/12	vs. Pittsburgh <sup>*</sup>	2-15
10/7/12	at New England	2-7
11/4/12	at Cincinnati <sup>*</sup>	3-18
11/18/12	vs. San Diego <sup>*</sup>	3-29
12/23/12	vs. Cleveland <sup>*</sup>	1.5-12.5
11/24/13	at New England	2-11
10/5/14	vs. Arizona <sup>*</sup>	2-15.5
10/12/14	at N.Y. Jets <sup>*</sup>	2-10
10/19/14	vs. San Francisco <sup>*</sup>	2-18
11/30/14	at Kansas City <sup>*</sup>	2-11
12/6/15	at San Diego <sup>*</sup>	2-15
1/24/16	vs. New England <sup>*#</sup>	2.5-13
2/7/16	vs. Carolina <sup>*#</sup>	2.5-27

### MILLER'S SACKS BY QUARTERBACK

Figures in *italics* include postseason totals

Quarterback	Sacks	Quarterback	Sacks
Philip Rivers.....	11.0	Shaun Hill.....	1.0
<i>Tom Brady.....</i>	<i>7.5</i>	Josh Freeman.....	1.0
Alex Smith.....	5.0	Robert Griffin III.....	1.0
Andy Dalton.....	4.0	Teddy Bridgewater.....	1.0
<i>Cam Newton.....</i>	<i>3.5</i>	Jay Cutler.....	1.0
<i>Ben Roethlisberger.....</i>	<i>3.0</i>	Caleb Hanie.....	1.0
Derek Carr.....	3.0	Matt Hasselbeck.....	1.0
Aaron Rodgers.....	2.0	Drew Stanton.....	1.0
Colin Kaepernick.....	2.0	Russell Wilson.....	1.0
Geno Smith.....	2.0	Matt Moore.....	1.0
Brady Quinn.....	2.0	Aaron Rodgers.....	1.0
Carson Palmer.....	1.5	Matt Ryan.....	1.0
Mark Sanchez.....	1.5	Logan Thomas.....	1.0
Brandon Weeden.....	1.5	Ryan Fitzpatrick.....	1.0
Matt Cassel.....	1.5	<i>Joe Flacco.....</i>	<i>0.5</i>
Kyle Orton.....	1.0		

### DID YOU KNOW?

The Broncos own the NFL's best record through the first month of the season during the last 21 years with a 53-23 (.697) mark in those games since 1995.

## VON MILLER'S CAREER GAME-BY-GAME

(Victories asterisked)

2011 DENVER (8-8)			TACKLES							
Date	Opponent	P/S	UT	A	TT	S-Yds.	I-Yds	PD	FF	FR
Sep 12	vs. Oakland	S	3	2	5	0-0	0-0	0	1	0
Sep 18	vs. Cincinnati*	S	3	0	3	1-13	0-0	2	0	0
Sep 25	at Tennessee	S	3	1	4	1-7	0-0	0	1	0
Oct 2	at Green Bay	S	4	0	4	2-12	0-0	0	0	0
Oct 9	vs. San Diego	S	2	0	2	1-6	0-0	0	0	0
Oct 23	at Miami*	S	3	2	5	1-3	0-0	0	0	0
Oct 30	vs. Detroit	S	3	0	3	0-0	0-0	0	0	0
Nov 6	at Oakland*	S	4	1	5	0.5-3.5	0-0	0	0	0
Nov 13	at Kansas City*	S	4	3	7	1.5-6.5	0-0	0	0	0
Nov 17	vs. N.Y. Jets*	S	8	1	9	1.5-12	0-0	1	0	0
Nov 27	at San Diego*	S	8	2	10	1-6	0-0	1	0	0
Dec 4	at Minnesota*	INACTIVE								
Dec 11	vs. Chicago*	S	4	1	5	1-8	0-0	0	0	0
Dec 18	vs. New England	S	1	0	1	0-0	0-0	0	0	0
Dec 24	at Buffalo	S	0	1	1	0-0	0-0	0	0	0
Jan 1	vs. Kansas City	S	0	0	0	0-0	0-0	0	0	0
Regular Season Totals		15/15	50	14	64	11.5-77	0-0	4	2	0
Jan 8	vs. Pittsburgh*§	S	3	0	3	1-4	0-0	0	0	0
Jan 14	at New England†	S	0	0	0	0-0	0-0	0	0	0
Postseason Totals		2/2	3	0	3	1-4	0-0	0	0	0
SAFC Wild Card Game; †AFC Divisional Playoff Game										

<sup>§</sup>AFC Wild Card Game; <sup>†</sup>AFC Divisional Playoff Game

2012 DENVER (13-3)			TACKLES							
Date	Opponent	P/S	UT	A	TT	S-Yds.	I-Yds	PD	FF	FR
Sep 9	vs. Pittsburgh*	S	4	0	4	2-15	0-0	0	0	0
Sep 17	at Atlanta	S	3	0	3	1-11	0-0	0	0	0
Sep 23	vs. Houston	S	0	3	3	0-0	0-0	0	0	0
Sep 30	vs. Oakland*	S	4	1	5	0-0	0-0	0	0	0
Oct 7	at New England	S	7	1	8	2-7	0-0	1	1	0
Oct 15	at San Diego*	S	2	1	3	1-6	0-0	0	0	0
Oct 28	vs. New Orleans*	S	1	0	1	0-0	0-0	0	0	0
Nov 4	at Cincinnati*	S	4	2	6	3-18	0-0	0	0	0
Nov 11	at Carolina*	S	6	0	6	1-6	0-0	0	1	0
Nov 18	vs. San Diego*	S	6	0	6	3-29	0-0	0	2	0
Nov 25	at Kansas City*	S	2	0	2	1-1	0-0	0	0	0
Dec 2	vs. Tampa Bay*	S	5	1	6	1-7	1-26†	1	1	0
Dec 6	at Oakland*	S	3	1	4	1-10	0-0	0	1	0
Dec 16	at Baltimore*	S	2	1	3	0-0	0-0	0	0	0
Dec 23	vs. Cleveland*	S	4	1	5	1.5-12.5	0-0	0	0	0
Dec 30	vs. Kansas City*	S	2	1	3	1-7	0-0	0	0	0
Regular Season Totals		16/16	55	13	68	18.5-129.5	1-26	2	6	0
Jan 12	vs. Baltimore†	S	7	2	9	0.5-3.5	0-0	0	0	0
Postseason Totals		1/1	7	2	9	0.5-3.5	0-0	0	0	0
†AFC Divisional Playoff Game										

<sup>†</sup>AFC Divisional Playoff Game

2013 DENVER (13-3)			TACKLES								
Date	Opponent	P/S	UT	A	TT	S-Yds.	I-Yds	PD	FF	FR	
Games 1-6			RESERVE/SUSPENDED								
Oct 20	at Indianapolis	S	2	0	2	0-0	0-0	0	0	0	
Oct 27	vs. Washington*	S	4	1	5	1-9	0-0	0	1	0	
Nov 10	at San Diego*	S	5	1	6	1-2	0-0	0	0	0	
Nov 17	vs. Kansas City*	S	0	1	1	0-0	0-0	0	0	0	
Nov 24	at New England	S	6	2	8	2-11	0-0	0	1	1	
Dec 1	at Kansas City*	S	2	0	2	0-0	0-0	0	0	0	
Dec 8	vs. Tennessee*	S	3	0	3	1-7	0-0	1	1	0	
Dec 12	vs. San Diego	S	4	2	6	0-0	0-0	0	0	0	
Dec 22	at Houston*	S	1	0	1	0-0	0-0	0	0	0	
PLACED ON INJURED RESERVE (KNEE) ON DEC. 24											
Regular Season Totals			9/9	27	7	34	5-29	0-0	1	3	1

### DID YOU KNOW?

The Broncos' nine AFC Championship Game appearances during Pat Bowlen's 32 years of ownership (1984-2015) are more than the combined conference title game appearance totals of their three AFC West rivals. Oakland, San Diego and Kansas City have combined to play in six AFC Championship Games since 1984.

2014 DENVER (12-4)			TACKLES							
Date	Opponent	P/S	UT	A	TT	S-Yds.	I-Yds	PD	FF	FR
Sep 7	vs. Indianapolis*	S	1	0	1	0-0	0-0	0	0	0
Sep 14	vs. Kansas City*	S	5	2	7	1-3	0-0	0	0	0
Sep 21	at Seattle	S	3	4	7	1-3	0-0	0	0	0
Oct 5	vs. Arizona*	S	2	2	4	2-15.5	0-0	0	0	0
Oct 12	at N.Y. Jets*	S	3	3	6	2-10	0-0	1	0	0
Oct 19	vs. San Francisco*	S	2	0	2	2-18	0-0	0	0	0
Oct 23	vs. San Diego*	S	2	0	2	1-5	0-0	0	0	0
Nov 2	at New England	S	1	0	1	0-0	0-0	0	0	0
Nov 9	at Oakland*	S	4	3	7	0-0	0-0	0	0	0
Nov 16	at St. Louis	S	5	0	5	1-5	0-0	0	0	0
Nov 23	vs. Miami*	S	1	0	1	0-0	0-0	0	0	0
Nov 30	at Kansas City*	S	3	0	3	2-11	0-0	1	0	0
Dec 7	vs. Buffalo*	S	2	0	2	1-5	0-0	0	0	0
Dec 14	at San Diego*	S	3	1	4	0-0	0-0	0	0	0
Dec 22	at Cincinnati	S	2	1	3	0-0	0-0	0	1	1
Dec 28	vs. Oakland*	S	3	1	4	1-7	0-0	0	0	0
Regular Season Totals		16/16	42	17	59	14-82.5	0-0	2	1	1
Jan 11	vs. Indianapolis†	S	5	1	6	0-0	0-0	0	0	0
Postseason Totals		1/1	5	1	6	0-0	0-0	0	0	0
†AFC Divisional Playoff Game										

2015 DENVER (12-4)			TACKLES							
Date	Opponent	P/S	UT	A	TT	S-Yds.	I-Yds.	PD	FF	FR
Sep 13	vs. Baltimore*	S	1	0	1	0-0	0-0	0	0	0
Sep 17	at Kansas City*	S	4	0	4	1-5	0-0	0	0	0
Sep 27	at Detroit*	S	0	0	0	0-0	0-0	0	0	0
Oct 4	vs. Minnesota*	S	3	1	4	1-9	0-0	0	0	1
Oct 11	at Oakland*	S	2	0	2	1-7	0-0	0	1	1
Oct 18	at Cleveland*	S	0	1	1	0-0	0-0	0	0	0
Nov 1	vs. Green Bay*	S	1	0	1	1-9	0-0	0	0	0
Nov 8	at Indianapolis	S	0	2	2	0-0	0-0	0	0	0
Nov 15	vs. Kansas City	S	2	0	2	1-7	0-0	0	0	0
Nov 22	at Chicago*	S	3	0	3	1-2	0-0	0	1	0
Nov 29	vs. New England*	S	3	1	4	1-7	0-0	0	0	0
Dec 6	at San Diego*	S	4	0	4	2-15	0-0	0	1	1
Dec 13	vs. Oakland	S	3	0	3	1-9	0-0	1	1	0
Dec 20	at Pittsburgh	S	0	0	0	0-0	0-0	0	0	0
Dec 28	vs. Cincinnati*	S	3	0	3	0-0	0-0	0	0	0
Jan 3	vs. San Diego*	S	1	0	1	1-8	0-0	0	0	0
Season Totals		16/16	30	5	35	11-78	0-0	1	4	3
Jan 17	vs. Pittsburgh*†	S	2	0	2	0-0	0-0	0	0	0
Jan 24	vs. New England*#	S	4	1	5	2.5-13	1-4	1	0	0
Feb 7	vs. Carolina*\$	S	5	1	6	2.5-27	0-0	1	2	0
Postseason Totals		3/3	11	2	13	5-40	1-4	2	2	0
†AFC Divisional Playoff Game; #AFC Championship Game; \$Super Bowl 50										



## ROBERT MYERS JR.

70

GUARD

6-5 • 335 • 2ND YR. • TENNESSEE STATE

BORN: Dec. 26, 1991, in Chicago

HIGH SCHOOL: La Vergne (Tenn.) High School

ACQUIRED: Free Agent, 2015

NFL YEAR: 2nd • YEAR WITH BRONCOS: 2nd

NFL GAMES PLAYED/STARTED: 0/0 • POSTSEASON GP/GS: 0/0



### MYERS JR. AT A GLANCE:

- A second-year guard who spent the first 16 weeks of his rookie season in 2015 competing on practice squads with Indianapolis (Week 1) and Baltimore (Week 2-16) before being signed to Denver's active roster.
- Started 35-of-46 games played at Tennessee State University, earning second-team All-Ohio Valley Conference honors as a junior and senior.
- Signed by Denver off Baltimore's practice squad on Dec. 30, 2015.
- Selected by Baltimore in the fifth round (176th overall) of the 2015 NFL Draft.

**CAREER TRANSACTIONS:** Signed by Baltimore as a draft choice 5/8/15; Waived by Baltimore 9/5/15; Claimed off



waivers by Indianapolis 9/6/15; Waived by Indianapolis 9/11/15; Signed by Indianapolis (practice squad) 9/15/15; Waived by Indianapolis 9/18/15; Signed by Baltimore (practice squad) 9/21/15; Signed by Denver 12/30/15.



**2015:** Selected by Baltimore in the fifth round (176th overall) of the 2015 NFL Draft, Myers competed on practice squads with Indianapolis (Week 1) and Baltimore (Week 2-16) before being signed to Denver's active roster on Dec. 30... Was inactive in the Broncos' season-finale and all three postseason contests.

**COLLEGE:** Myers appeared in 46 games (35 starts) at Tennessee State University, opening the final 29 games of his collegiate career... Named second-team All-Ohio Valley Conference as a junior (tackle) and senior (right guard)... Invited to attend the Reese's Senior Bowl following his senior campaign.


**PERSONAL:** Myers played left tackle and defensive line at La Vergne (Tenn.) High School... Lettered in football and placed in the regional finals in wrestling... Recorded 37 tackles (33 solo) and two sacks (15 yds.) his last two seasons of high school... Robert Myers Jr. was born on Dec. 26, 1991, in Chicago.

#### MYERS JR.'S REGULAR SEASON RECORD

Year	Club	G	S
2015	Denver	0	0
<b>CAREER TOTALS</b>		<b>0</b>	<b>0</b>

#### MYERS JR.'S POSTSEASON RECORD

Year	Club	G	S
2015	Denver	0	0
<b>CAREER TOTALS</b>		<b>0</b>	<b>0</b>



## COREY NELSON

52

### INSIDE LINEBACKER

6-1 • 226 • 3RD YR. • OKLAHOMA

**BORN:** April 22, 1992, in Dallas

**HIGH SCHOOL:** Skyline High School, Dallas

**ACQUIRED:** Draft #7 (242nd overall), 2014

**NFL YEAR:** 3rd • **YEAR WITH BRONCOS:** 3rd

**NFL GAMES PLAYED/STARTED:** 32/0 • **POSTSEASON GP/GS:** 4/0



#### NELSON AT A GLANCE:

- A third-year linebacker who saw action in all 32 regular-season games and four postseason contests in his first two NFL seasons with Denver, totaling 23 defensive tackles (16 solo) and 11 special-teams stops.
- Named the Broncos' inaugural Community Rookie of the Year in 2014 for his off-field contributions during his first NFL season.
- Played 45 games (27 starts) for the University of Oklahoma and finished his collegiate career with 154 tackles (76 solo), 7.5 sacks (43 yds.), one interception (24 yds.), 11 passes defended and one fumble recovery.
- Started 27 of his final 31 contests for the Sooners, including all five games played as a senior in 2013 before suffering a season-ending pectoral injury.
- Selected by the Broncos in the seventh round (242nd overall) of the 2014 NFL Draft.

**CAREER TRANSACTIONS:** Signed by Denver as a draft choice 6/2/14.



**2015:** Nelson played all 16 regular-season games and totaled 10 tackles (9 solo), one sack (1 yds.) and seven special-teams stops... Saw action on defense and special teams in all three of Denver's postseason games, contributing one tackle and three special-teams stops... Totaled two or more special-teams stops in three games... Posted one solo defensive stop and a team-high three special-teams tackles in Denver's Super Bowl 50 victory vs. Car. (2/7).

**2014:** Selected by the Broncos in the seventh round (242nd overall) of the 2014 NFL Draft, Nelson played all 16 regular-season games and totaled 13 tackles (7 solo), one pass defended and four special-teams stops... Made his Broncos debut in the season opener vs. Ind. (9/7) on special teams... Recorded his first career special-teams tackle at Sea. (9/21)... Tallied his first career defensive stop at NYJ (10/12) and finished with a team-high seven tackles (3 solo).

**COLLEGE:** Nelson started 27 of his final 31 contests for the University of Oklahoma and finished his collegiate career with 154 tackles (76 solo), 7.5 sacks (43 yds.), one interception (24 yds.), 11 passes defended

and one fumble recovery... Suffered a season-ending pectoral injury five games into his senior campaign... Named an honorable mention All-Big 12 Conference selection as a sophomore after appearing in all 13 games (11 starts) and totaling a career-high 59 tackles (29 solo) in addition to 5.5 sacks (34 yds.), four passes defended and one fumble recovery.

**PERSONAL:** Nelson was named 5A Defensive Player of the Year by the Associated Press and a first-team All-American by MaxPreps.com after his senior year at Skyline High School in Dallas, where he collected 133 tackles and nine sacks while blocking five field goals... Selected as an all-state defensive end as a sophomore... Majored in communication at Oklahoma and was selected to the Academic All-Big 12 Teams in 2011 (first team) and 2012 (second team)... Named the Broncos' inaugural Community Rookie of the Year in 2014 for his contributions to the community during his first NFL season... Corey Nelson was born on April 22, 1992, in Dallas.

### NELSON'S REGULAR SEASON RECORD

Year	Club	G	S	UT	A	TT	S-Yds.	I-Yds.	PD	FF	FR	TD-Int.	TD-FR	S	Pts.
2014	Denver	16	0	7	6	13	0-0	0-0	1	0	0	0	0	0	0
2015	Denver	16	0	9	1	10	1-1	0-0	0	0	0	0	0	0	0
<b>CAREER TOTALS</b>		<b>32</b>	<b>0</b>	<b>16</b>	<b>7</b>	<b>23</b>	<b>1-1</b>	<b>0-0</b>	<b>1</b>	<b>0</b>	<b>0</b>	<b>0</b>	<b>0</b>	<b>0</b>	<b>0</b>

**ADDITIONAL STATISTICS:** Special-teams tackles — 2014 (4), 2015 (7), TOTAL (11).

### NELSON'S POSTSEASON RECORD

Year	Club	G	S	UT	A	TT	S-Yds.	I-Yds.	PD	FF	FR	TD-Int.	TD-FR	S	Pts.
2014	Denver	1	0	0	0	0	0-0	0-0	0	0	0	0	0	0	0
2015	Denver	3	0	1	0	1	0-0	0-0	0	0	0	0	0	0	0
<b>CAREER TOTALS</b>		<b>4</b>	<b>0</b>	<b>1</b>	<b>0</b>	<b>1</b>	<b>0-0</b>	<b>0-0</b>	<b>0</b>	<b>0</b>	<b>0</b>	<b>0</b>	<b>0</b>	<b>0</b>	<b>0</b>

**ADDITIONAL STATISTICS:** Special-teams tackles — 2014 (1), 2015 (3), TOTAL (4).

### COREY NELSON'S CAREER GAME-BY-GAME

(Victories asterisked)

2014 DENVER (12-4)			TACKLES							
Date	Opponent	P/S	UT	A	TT	S-Yds.	I-Yds	PD	FF	FR
Sep 7	vs. Indianapolis*	P	0	0	0	0-0	0-0	0	0	0
Sep 14	vs. Kansas City*	P	0	0	0	0-0	0-0	0	0	0
Sep 21	at Seattle	P	0	0	0	0-0	0-0	0	0	0
Oct 5	vs. Arizona*	P	0	0	0	0-0	0-0	0	0	0
Oct 12	at N.Y. Jets*	P	3	4	7	0-0	0-0	0	0	0
Oct 19	vs. San Francisco*	P	1	0	1	0-0	0-0	0	0	0
Oct 23	vs. San Diego*	P	0	0	0	0-0	0-0	0	0	0
Nov 2	at New England	P	2	1	3	0-0	0-0	0	0	0
Nov 9	at Oakland*	P	0	0	0	0-0	0-0	0	0	0
Nov 16	at St. Louis	P	0	0	0	0-0	0-0	0	0	0
Nov 23	vs. Miami*	P	0	0	0	0-0	0-0	0	0	0
Nov 30	at Kansas City*	P	0	0	0	0-0	0-0	0	0	0
Dec 7	vs. Buffalo*	P	0	0	0	0-0	0-0	0	0	0
Dec 14	at San Diego*	P	0	0	0	0-0	0-0	0	0	0
Dec 22	at Cincinnati	P	0	0	0	0-0	0-0	0	0	0
Dec 28	vs. Oakland*	P	1	1	2	0-0	0-0	1	0	0
Regular Season Totals		16/0	7	6	13	0-0	0-0	1	0	0
Jan 11	vs. Indianapolis†	P	0	0	0	0-0	0-0	0	0	0
Postseason Totals		1/0	0	0	0	0-0	0-0	0	0	0
†AFC Divisional Playoff Game										

2015 DENVER (12-4)			TACKLES							
Date	Opponent	P/S	UT	A	TT	S-Yds.	I-Yds.	PD	FF	FR
Sep 13	vs. Baltimore*	P	1	0	1	0-0	0-0	0	0	0
Sep 17	at Kansas City*	P	0	0	0	0-0	0-0	0	0	0
Sep 27	at Detroit*	P	0	0	0	0-0	0-0	0	0	0
Oct 4	vs. Minnesota*	P	2	0	2	1-1	0-0	0	0	0
Oct 11	at Oakland*	P	0	0	0	0-0	0-0	0	0	0
Oct 18	at Cleveland*	P	0	0	0	0-0	0-0	0	0	0
Nov 1	vs. Green Bay*	P	0	0	0	0-0	0-0	0	0	0
Nov 8	at Indianapolis	P	0	0	0	0-0	0-0	0	0	0
Nov 15	vs. Kansas City	P	0	0	0	0-0	0-0	0	0	0
Nov 22	at Chicago*	P	1	0	1	0-0	0-0	0	0	0
Nov 29	vs. New England*	P	0	0	0	0-0	0-0	0	0	0
Dec 6	at San Diego*	P	2	0	2	0-0	0-0	0	0	0
Dec 13	vs. Oakland	P	1	0	1	0-0	0-0	0	0	0
Dec 20	at Pittsburgh	P	1	0	1	0-0	0-0	0	0	0
Dec 28	vs. Cincinnati*	P	0	0	0	0-0	0-0	0	0	0
Jan 3	vs. San Diego*	P	1	1	2	0-0	0-0	0	0	0
Season Totals		16/0	9	1	10	1-1	0-0	0	0	0
Jan 17	vs. Pittsburgh*†	P	0	0	0	0-0	0-0	0	0	0
Jan 24	vs. New England*#	P	0	0	0	0-0	0-0	0	0	0
Feb 7	vs. Carolina*\$	P	1	0	1	0-0	0-0	0	0	0
Postseason Totals		3/0	1	0	1	0-0	0-0	0	0	0

†AFC Divisional Playoff Game; #AFC Championship Game; \$Super Bowl 50



# TAUREAN NIXON

39

## CORNERBACK



5-10 • 187 • 2ND YR. • TULANE

BORN: Feb. 7, 1991, in New Orleans

HIGH SCHOOL: Southern Lab School, Baton Rouge, La.

ACQUIRED: Draft #7 (251st overall), 2015

NFL YEAR: 2nd • YEAR WITH BRONCOS: 2nd

NFL GAMES PLAYED/STARTED: 0/0 • POSTSEASON GP/GS: 0/0

### NIXON AT A GLANCE:

- A second-year cornerback who spent the entire 2015 regular season and the AFC Divisional Round competing on Denver's practice squad before being signed to the active roster prior to the AFC Championship Game.
- Started 21-of-38 games in his collegiate career at Tulane University and the University of Memphis, totaling 92 tackles (71 solo), two interceptions, nine passes defended, one forced fumble and one fumble recovery.
- Selected by the Broncos in the seventh round (251st overall) of the 2015 NFL Draft.

**CAREER TRANSACTIONS:** Signed by Denver as a draft choice 5/15/15; Waived by Denver 9/5/15; Signed by Denver (practice squad) 9/7/15; Signed by Denver (active roster) 1/19/16.



**2015:** Selected by the Broncos in the seventh round (251st overall) of the 2015 NFL Draft, Nixon spent the regular season of his rookie year on the team's practice squad before being added to the active roster on Jan. 19... Inactive for Denver's AFC Championship Game vs. N.E. (1/24) and Super Bowl 50 victory vs. Car. (2/7).

**COLLEGE:** Nixon started 21-of-38 games in his collegiate career at Tulane University and the University of Memphis, totaling 92 tackles (71 solo), two interceptions, nine passes defended, one forced fumble and one fumble recovery... Started 8-of-11 games played as a senior for Tulane, racking up 31 tackles (22 solo), one interception and five passes defended... Started 9-of-10 games played in his final season at Memphis, registering a career-best 33 tackles (29 solo), one interception (-5 yds.) and one forced fumble... Saw action in eight games (4 starts) as a true freshman, finishing with 15 tackles (9 solo) and two passes defended... Added four kickoff returns for 53 yards (13.3. avg.).

**PERSONAL:** Nixon helped lead Southern Lab High School in Baton Rouge, La., to three trips to the state playoffs and was named first-team all-state, all-metro and all-district in addition to District Defensive MVP as a senior... Earned second-team all-state recognition on special teams after scoring nine total touchdowns via kickoff and punt return in 2009... Selected to participate in the U.S. Army Red Stick All-Star Game and also played in the Max Emfinger All-American Bowl... Claimed high school state titles in the 4x100 and 4x200 relays and the 100-meter dash in addition to second place in the 200-meter dash as a senior... Majored in digital design at Tulane... His father, Tedrick, played college football at Southern University... First name is pronounced torian.. Taurean Ellis Nixon was born on Feb. 7, 1991, in Baton Rouge, La.

### NIXON'S REGULAR SEASON RECORD

Year	Club	G	S	UT	A	TT	S-Yds.	I-Yds.	PD	FF	FR	TD-Int.	TD-FR	S	Pts.
2015	Denver	0	0	0	0	0	0-0	0-0	0	0	0	0	0	0	0
<b>CAREER TOTALS</b>		<b>0</b>	<b>0</b>	<b>0</b>	<b>0</b>	<b>0</b>	<b>0-0</b>	<b>0-0</b>	<b>0</b>	<b>0</b>	<b>0</b>	<b>0</b>	<b>0</b>	<b>0</b>	<b>0</b>

### NIXON'S POSTSEASON RECORD

Year	Club	G	S	UT	A	TT	S-Yds.	I-Yds.	PD	FF	FR	TD-Int.	TD-FR	S	Pts.
2015	Denver	0	0	0	0	0	0-0	0-0	0	0	0	0	0	0	0
<b>CAREER TOTALS</b>		<b>0</b>	<b>0</b>	<b>0</b>	<b>0</b>	<b>0</b>	<b>0-0</b>	<b>0-0</b>	<b>0</b>	<b>0</b>	<b>0</b>	<b>0</b>	<b>0</b>	<b>0</b>	<b>0</b>

### TAUREAN NIXON'S CAREER GAME-BY-GAME

(Victories asterisked)

2015 DENVER (12-4)		TACKLES								
Date	Opponent	P/S	UT	A	TT	S-Yds.	I-Yds.	PD	FF	FR
Games 1-16		PRACTICE SQUAD								
Regular Season Totals		0/0	0	0	0	0-0	0-0	0	0	0
		SIGNED BY DENVER (ACTIVE ROSTER) ON JAN. 19								
Jan 24	vs. New England* <sup>#</sup>	INACTIVE								
Feb 7	vs. Carolina* <sup>\$</sup>	INACTIVE								
Postseason Totals		0/0	0	0	0	0-0	0-0	0	0	0
#AFC Championship Game; \$Super Bowl 50										



# Jordan Norwood

11

WIDE RECEIVER

5-11 • 180 • 7TH YR. • PENN STATE

BORN: Sept. 29, 1986, in Honolulu

HIGH SCHOOL: State College (Pa.) Area High School

ACQUIRED: Free Agent, 2014

NFL YEAR: 7th • YEAR WITH BRONCOS: 3rd

NFL GAMES PLAYED/STARTED: 28/9 • POSTSEASON GP/GS: 3/1



## NORWOOD AT A GLANCE:

- A seventh-year wide receiver who totaled 58 receptions for 612 yards (10.6 avg.) with one touchdown during his first six NFL seasons with Philadelphia (2009), Cleveland (2010-12) and Denver (2014-15).
- Appeared in 11 regular-season games (5 starts) in addition to three postseason contests (1 start) in 2015, finishing with 22 catches for 207 yards (9.4 avg.), six punt returns for 51 yards (8.5 avg.) and two kickoff returns for 29 yards (14.5 avg.).
- Posted the longest punt return (61 yds.) in Super Bowl history in Denver's 24-10 win vs. Carolina in Super Bowl 50.
- Competed with the Broncos during training camp in 2014 before being placed on injured reserve (knee) and missing the season.
- Posted a career-high 23 catches for 268 yards (11.7 avg.) with one score in 14 games (4 starts) with Cleveland in 2011.
- Played four seasons at Penn State University, totaling 158 receptions for 2,015 yards (12.8 avg.) with 13 touchdowns.
- Joined the Broncos a free agent on Dec. 31, 2013.
- Entered the NFL with Cleveland as a college free agent on May 1, 2009.

**CAREER TRANSACTIONS:** Signed by Cleveland as a college free agent 5/1/09; Waived by Cleveland 9/5/09; Signed by Philadelphia (practice squad) 9/23/09; Signed by Philadelphia (active roster) 12/1/09; Waived by Philadelphia 12/7/09; Signed by Philadelphia (practice squad) 12/9/09; Waived by Philadelphia 9/4/10; Signed by Cleveland (practice squad) 9/6/10; Signed by Cleveland (active roster) 11/30/10; Waived by Cleveland 8/26/13; Signed by Tampa Bay 8/28/13; Waived by Tampa Bay 8/31/13; Signed by Denver 12/31/13.



**2015:** Norwood appeared in 11 regular-season games (5 starts) and three postseason contests (1 start), finishing with 22 catches for 207 yards (9.4 avg.)... Contributed in the return game, returning six punts for 51 yards (8.5 avg.) and two kickoffs for 29 yards (14.5 avg.)... Hauled in three passes for 48 yards (16.0 avg.) and returned three punts for 33 yards (11.0 avg.) vs. S.D. (1/3)... Started and caught one pass for 10 yards in his first career postseason appearance in Denver's AFC Divisional Playoff Game vs. Pit. (1/17)... Caught two passes for 16 yards (8.0 avg.) and returned three punts for 21 yards (7.0 avg.) in Denver's AFC Championship Game vs. N.E. (1/24)... Posted the longest punt return in Super Bowl history (61 yds.) in Denver's Super Bowl 50 victory vs. Car. (2/7).

**2014:** Norwood missed the entire 2014 season with a knee injury sustained in training camp.

**2013:** Norwood spent the year out of football after competing with Cleveland and Tampa Bay during the preseason.

**2012:** Norwood saw action in two games for Cleveland and totaled 13 catches for 137 yards (10.5 avg.)... Led the team with a career-best nine catches for 81 yards (9.0 avg.) at NYG (10/7)—the highest reception total for a Browns player in seven seasons... Placed on injured reserve (foot) on Oct. 12.

**2011:** Norwood appeared in a career-best 14 games (4 starts) and recorded 23 receptions for 268 yards (11.7 avg.) with one touchdown... Returned four punts for 35 yards (8.8 avg.)... Posted at least one reception in each of his final eight games of the season... Made his first career catch—a 6-yard reception—vs. Cin.

## NORWOOD SETS SUPER BOWL PUNT RETURN RECORD

### LONGEST PUNT RETURNS, SUPER BOWL HISTORY

Player	Opponent	Length
1. Jordan Norwood, Den.	vs. Car. (2/7/16)	61
2. John Taylor, S.F.	vs. Cin. (1/22/89)	45
3. Steve Breaston, Ari.	vs. Pit. (2/1/09)	34
Darrell Green, Was.	vs. LAA (1/22/84)	34
Desmond Howard, G.B.	vs. N.E. (1/26/97)	34
Jermaine Lewis, Bal.	vs. NYG (1/28/01)	34

(9/11)... Totaled 69 yards on four catches (17.3 avg.) and scored his first career touchdown at Cin. (11/27).

**2010:** Norwood spent the first 12 weeks on Cleveland's practice squad before being elevated to the club's 53-man roster... Inactive for the Browns' final five games.

**2009:** Norwood, who entered the NFL as a college free agent with Cleveland on May 1, competed with the Browns during training camp before being waived and spending the rest of his rookie season with Philadelphia... Spent 13 weeks on the Eagles' practice squad and appeared in one game for the club while on its active roster... Made his NFL debut at Atl. (12/6).

**COLLEGE:** Norwood played four seasons at Penn State University and totaled 158 receptions for 2,015 yards (12.8 avg.) with 13 touchdowns... Posted a career-best 637 yards and six scores on 41 catches (15.5 avg.) as a senior... Competed on the Nittany Lions' basketball team during the 2006-07 season, seeing action in four games for the school.

**PERSONAL:** Norwood attended State College (Pa.) Area High School, where he was a star football and basketball player... Posted 21 catches for 273 yards (13.0 avg.) with four touchdowns in helping the football team to the Class AAAA state semifinals... Selected as a two-time Mountain Athletic Conference Defensive Player of the Year as a point guard on the basketball team that captured the 2003 state title... His father, Brian Norwood, is the associate head coach (safeties) at Baylor University... His older brother, Gabe, was a member of the George Mason University basketball team that advanced to the 2006 NCAA Final Four... Jordan Shea Rashad Norwood was born on Sep. 29, 1986, in Honolulu.

### NORWOOD'S REGULAR SEASON RECORD

Year	Club	RECEIVING							SCORING					
		G	S	No.	Yds.	Avg.	LG	TD	TD	TDr	TDp	TDrt	2pt	Pts.
2009	Philadelphia	1	0	0	0	0.0	—	0	0	0	0	0	0	0
2010	Cleveland	0	0	0	0	0.0	—	0	0	0	0	0	0	0
2011	Cleveland	14	4	23	268	11.7	51	1	1	0	1	0	0	6
2012	Cleveland	2	0	13	137	10.5	27	0	0	0	0	0	0	0
2013														
2014	Denver													
2015	Denver	11	5	22	207	9.4	34	0	0	0	0	0	0	0
CAREER TOTALS		28	9	58	612	10.6	51	1	1	0	1	0	0	6

**ADDITIONAL STATISTICS:** *Punt returns — 2011 (4 for 35 yds., 8.8 avg., 14 LG), 2015 (6 for 51 yds., 8.5 avg., 14 LG), TOTAL (10 for 86 yds., 8.6 avg., 14 LG). Kick returns — 2015 (2 for 29 yds., 14.5 avg., 15 LG), TOTAL (2 for 29 yds., 14.5 avg., 15 LG). Rushed once for 1 yd. at N.Y. Giants, 10/7/12. Special teams FR— 2015 (1), Total (1). Miscellaneous tackles— 2015 (1), Total (1).*

### NORWOOD'S POSTSEASON RECORD

		RECEIVING							SCORING					
Year	Club	G	S	No.	Yds.	Avg.	LG	TD	TD	TDr	TDp	TDrt	2pt	Pts.
2015	Denver	3	1	3	26	8.7	13	0	0	0	0	0	0	0
CAREER TOTALS		3	1	3	26	8.7	13	0	0	0	0	0	0	0

**ADDITIONAL STATISTICS:** *Punt returns — 2015 (4 for 82 yds., 20.5 avg., 61 LG), TOTAL (4 for 82 yds., 20.5 avg., 61 LG).*

### NORWOOD'S SINGLE-GAME HIGHS

(Postseason in parentheses)

**Receptions** — 9 at N.Y. Giants, 10/7/12 (2 vs. New England, 1/24/16). **Receiving yards** — 81 at N.Y. Giants, 10/7/12 (16 vs. New England, 1/24/16). **Longest reception** — 51 vs. Jacksonville, 11/20/11 (13 vs. New England, 1/24/16). **Receiving touchdowns** — 1 at Cincinnati, 11/27/11 (none). **Punt return long** — 15 at Pittsburgh, 12/20/15 (61\* vs. Carolina, 2/7/16).

\*Super Bowl Record

### JORDAN NORWOOD'S CAREER GAME-BY-GAME

(Victories asterisked)

2009 PHILADELPHIA (II-5)			RECEIVING					SCORING	
Date	Opponent	P/S	No.	Yds.	Avg.	LG	TD	2pt.	Pts.
Games 1-2			NOT WITH TEAM						
Games 3-11			PRACTICE SQUAD						
Dec 6	at Atlanta*	P	0	0	0.0	—	0	0	0
Games 13-16			PRACTICE SQUAD						
<b>Regular Season Totals</b>		<b>1/0</b>	<b>0</b>	<b>0</b>	<b>0.0</b>	<b>—</b>	<b>0</b>	<b>0</b>	<b>0</b>
2010 CLEVELAND (S-II)			RECEIVING					SCORING	
Date	Opponent	P/S	No.	Yds.	Avg.	LG	TD	2pt.	Pts.
Games 1-11			PRACTICE SQUAD						
Games 12-16			INACTIVE						
<b>Regular Season Totals</b>		<b>0/0</b>	<b>0</b>	<b>0</b>	<b>0.0</b>	<b>—</b>	<b>0</b>	<b>0</b>	<b>0</b>

### DID YOU KNOW?

The Broncos in 2015 were a combined 11-3 (.786) in games decided by seven points or less with their 11 such wins representing the most in NFL history in a single season (including playoffs).



2011 CLEVELAND (4-12)			RECEIVING					SCORING	
Date	Opponent	P/S	No.	Yds.	Avg.	LG	TD	2pt.	Pts.
Sep 11	vs. Cincinnati	P	1	6	6.0	6	0	0	0
Sep 18	at Indianapolis*	P	0	0	0.0	—	0	0	0
Sep 25	vs. Miami*	P	0	0	0.0	—	0	0	0
Oct 2	vs. Tennessee	P	1	19	19.0	19	0	0	0
Oct 16	at Oakland	P	0	0	0.0	—	0	0	0
Oct 23	vs. Seattle*	P	0	0	0.0	—	0	0	0
Oct 30	at San Francisco	P	5	32	6.4	14	0	0	0
Nov 6	at Houston	P	1	6	6.0	6	0	0	0
Nov 13	vs. St. Louis	S	2	14	7.0	8	0	0	0
Nov 20	vs. Jacksonville*	S	1	51	51.0	51	0	0	0
Nov 27	at Cincinnati	P	4	69	17.3	36	1	0	6
Dec 4	vs. Baltimore	S	3	29	9.7	11	0	0	0
Dec 8	at Pittsburgh	P	2	21	10.5	14	0	0	0
Dec 18	at Arizona	S	3	21	7.0	8	0	0	0
Dec 24	at Baltimore		INACTIVE						
Jan 1	vs. Pittsburgh		INACTIVE						
Regular Season Totals			14/4	23	268	11.7	51	1	0 6

2012 CLEVELAND (5-11)			RECEIVING					SCORING	
Date	Opponent	P/S	No.	Yds.	Avg.	LG	TD	2pt.	Pts.
Games 1-3			INACTIVE						
Sep 27	at Baltimore	P	4	56	14.0	27	0	0	0
Oct 7	at N.Y. Giants	P	9	81	9.0	15	0	0	0
PLACED ON INJURED RESERVE ON OCT. 12									
Regular Season Totals			2/0	13	137	10.5	27	0	0 0

2015 DENVER (12-4)			RECEIVING					SCORING	
Date	Opponent	P/S	No.	Yds.	Avg.	LG	TD	2pt.	Pts.
Sep 13	vs. Baltimore*	S	2	25	12.5	15	0	0	0
Sep 17	at Kansas City*	P	3	14	4.7	7	0	0	0
Sep 27	at Detroit*	S	3	27	9.0	17	0	0	0
Oct 4	vs. Minnesota*	S	0	0	—	—	0	0	0
Oct 11	at Oakland*	S	2	15	7.5	11	0	0	0
Oct 18	at Cleveland*	P	1	-1	-1.0	-1	0	0	0
Nov 1	vs. Green Bay*		INACTIVE						
Nov 8	at Indianapolis		INACTIVE						
Nov 15	vs. Kansas City		INACTIVE						
Nov 22	at Chicago*	P	1	8	8.0	8	0	0	0
Nov 29	vs. New England*		INACTIVE						
Dec 6	at San Diego*		INACTIVE						
Dec 13	vs. Oakland	P	1	5	5.0	5	0	0	0
Dec 20	at Pittsburgh	P	2	29	14.5	16	0	0	0
Dec 28	vs. Cincinnati*	P	4	37	9.3	14	0	0	0
Jan 3	vs. San Diego*	S	3	48	16.0	34	0	0	0
Season Totals			11/5	22	207	9.4	34	0	0 0
Jan 17	vs. Pittsburgh*†	S	1	10	10.0	10	0	0	0
Jan 24	vs. New England*‡	P	2	16	8.0	13	0	0	0
Feb 7	vs. Carolina*§	P	0	0	—	—	0	0	0
Postseason Totals			3/1	3	26	8.7	13	0	0 0



## RUSSELL OKUNG

73

### OFFENSIVE TACKLE

6-5 • 310 • 7TH YR. • OKLAHOMA STATE

BORN: Oct. 7, 1988, in Richmond, Texas

HIGH SCHOOL: George Bush High School, Fort Bend, Texas

ACQUIRED: Unrestricted Free Agent, 2016

NFL YEAR: 7th • YEAR WITH BRONCOS: 1st

NFL GAMES PLAYED/STARTED: 72/72 • POSTSEASON GP/GS: 12/12



### OKUNG AT A GLANCE:

- A seventh-year offensive tackle who started all 72 regular-season games played and 12 postseason contests—all at left tackle—in his first six NFL seasons with Seattle.
- Allowed the second-fewest sacks (20.0) among NFL offensive linemen with at least 70 starts at left tackle since entering the league in 2010.

### 73's TROPHY CASE

Pro Bowls (1) ..... 2012

- Contributed to a Seahawks offense that ranked second in the league in rushing (135.2 ypg.) from 2010-15.
- Opened 12 postseason contests at left tackle, tying for first among NFL offensive linemen since 2010.
- Appeared in 13 games and both postseason contests for Seattle in 2015, helping the Seahawks to their fifth postseason appearance in six seasons.
- Named to the 2012 Pro Bowl after starting 15 games and helping running back Marshawn Lynch achieve 1,590 yards rushing and 11 touchdowns.
- Started 47-of-52 games (39 at LT; 8 at RT) at Oklahoma State University, earning unanimous All-American and first-team All-Big 12 honors as a junior and senior in addition to being named an Outland Trophy Finalist and the Big 12 Offensive Lineman of the Year as senior in 2009.
- Joined the Broncos as a free agent on March 17, 2016.
- Selected by Seattle in the first round (6th overall) of the 2010 NFL Draft.

**CAREER TRANSACTIONS:** Signed by Seattle as a draft choice 8/6/10; Signed by Denver as an unrestricted free agent 3/17/16.



**2015:** Okung started all 13 regular-season games played and both postseason contests for Seattle as the club made the postseason for the fourth consecutive season... Helped the Seahawks rank third in the league in rushing (141.8 ypg.)—the fourth consecutive season the team boasted a top-4 rushing attack—and fourth in league in total offense (378.6 ypg.) and scoring (26.4 ppg.).

**2014:** Okung opened all 14 regular-season games played and three postseason contests for Seattle... Contributed to Seattle winning 12-plus games for the second consecutive season and fourth time in team history in addition to reaching the club's second Super Bowl trip in as many seasons... Helped Seattle lead the NFL with 172.6 rushing yards per game on a franchise-record 2,762 yards as RB Marshawn Lynch (81.6 ypg./13 TDs) and QB Russell Wilson (53.1 ypg./6 TDs) both finished as two of the top-20 rushers and rushing-scorers in the league... Paved the way for Seattle's franchise-best 350 rushing yards vs. NYG (11/9)... Started at left tackle in Seattle's NFC Divisional Playoff Game vs. Car. (1/10), NFC Championship Game vs. G.B. (1/18) and Super Bowl XLIX vs. N.E. (2/1).

**2013:** Okung started all eight regular-season games played and three postseason contests... Missed eight games with a toe injury... Opened the first two games of the season before being placed on injured reserve/designated to return... Came back to play beginning in Week 11... Helped Lynch to 14 total touchdowns (12 rush, 2 rec.) as Seattle ranked fourth in the NFL in rushing (136.8 ypg.)... Started in Seattle's NFC Divisional Playoff Game vs. N.O. (1/11), NFC Championship Game vs. S.F. (1/19) and Super Bowl XLVIII vs. Den. (2/2).

**2012:** Okung was voted a Pro Bowl starter for the first time in his career after opening 15 regular-season games and both postseason contests... Paved the way for Lynch's 1,590 yards and 11 rushing touchdowns... Helped the Seahawks' rushing attack rank third in the league (161.2 ypg.)... Was credited with 2.0 sacks allowed (.133/G), which was the lowest sack rate of his career, according to STATS, LLC... Started at left tackle in Seattle's NFC Wild Card Playoff Game at Was. (1/6) and NFC Divisional Playoff Game at Atl. (1/13).

**2011:** Okung opened the first 12 games of the season before being placed on injured reserve with a torn pectoral muscle... Helped Lynch set a club record by scoring at least one touchdown in 11 consecutive games...

**2010:** Selected by Seattle in the first round (6th overall) in the 2010 NFL Draft, Okung started all 10 regular-season games played and two postseason contests... Made his NFL debut in Week 4 at Stl. (10/3)... Started the last seven games of the regular season after missing six games with an ankle injury... Opened at left tackle in Seattle's NFC Wild Card Playoff Game vs. N.O. (1/8) and NFC Divisional Playoff Game at Chi. (1/16).

**COLLEGE:** Okung appeared in 52 games (47 starts) at Oklahoma State University, where he left school as one of the most decorated offensive linemen in Big 12 history... Opened 47 consecutive games (39 at LT; 8 at RT) to close out his collegiate career... Named an Outland Trophy Finalist and Big 12 Offensive Linemen of the Year in addition to being the only offensive lineman named a semi-finalist for the Lombardi Award following his senior season in 2009... Earned first-team All-America and first-team All-Big 12 honors as a junior and senior... Registered 317 knock-downs with 48 touchdown-resulting blocks during his three-plus years as a starter.

**PERSONAL:** Okung attended George Bush High School in Fort Bend, Texas, where he was named a first-team All-Greater Houston and first-team all-district selection... Named to the *Dallas Morning News*' Top 100 squad as a senior... Russell Okung was born Oct. 7, 1988, in Richmond, Texas.

## OKUNG ONE OF LEAGUE'S BEST LTs SINCE 2010

### FEWEST SACKS ALLOWED AT LT, MIN. 70 STARTS (STATS, LLC.)

Player	Team	No.
1. Jared Veldheer	Oak./Ari.	19.0
2. <b>Russell Okung</b>	<b>Sea.</b>	<b>20.0</b>
Joe Thomas	Cle.	20.0
4. Andrew Whitworth	Cin.	21.5
5. Jason Peters	Phi.	23.0

## OKUNG'S REGULAR SEASON RECORD

Year	Club	G	S
2010	Seattle	10	10
2011	Seattle	12	12
2012	Seattle	15	15
2013	Seattle	8	8
2014	Seattle	14	14
2015	Seattle	13	13
<b>CAREER TOTALS</b>		<b>72</b>	<b>72</b>

## OKUNG'S POSTSEASON RECORD

Year	Club	G	S
2010	Seattle	2	2
2012	Seattle	2	2
2013	Seattle	3	3
2014	Seattle	3	3
2015	Seattle	2	2
<b>CAREER TOTALS</b>		<b>12</b>	<b>12</b>



## MATT PARADIS

61

CENTER



6-3 • 300 • 2ND YR. • BOISE STATE

**BORN:** Oct. 12, 1989, in Council, Idaho

**HIGH SCHOOL:** Council (Idaho) High School

**ACQUIRED:** Draft #6 (207th overall), 2014

**NFL YEAR:** 2nd • **YEAR WITH BRONCOS:** 2nd

**NFL GAMES PLAYED/STARTED:** 16/16 • **POSTSEASON GP/GS:** 3/3

### PARADIS AT A GLANCE:

- A second-year center who started all 16 regular-season games and three postseason contests in 2015, participating in every offensive snap after spending the entire 2014 season competing on the Broncos' practice squad.
- Played 35 career games (27 starts) at Boise State University after working his way up from a walk-on defensive lineman and a participant in 8-man high school football.
- Started his final 26 games at center for Boise State, earning All-Mountain West Conference accolades after his junior (first team) and senior (second team) campaigns.
- Selected by the Broncos in the sixth round (207th overall) of the 2014 NFL Draft.

**CAREER TRANSACTIONS:** Signed by Denver as a draft choice 6/2/14; Waived by Denver 8/30/14; Signed by Denver (practice squad) 8/31/14.



**2015:** Paradis played every offensive snap—the only Broncos player in 2015 to accomplish the feat—while starting all 16 regular season games and three postseason contests... Allowed just one sack and was called for only two penalties on the year... Made his NFL debut vs. Bal. (9/13).

**2014:** Selected by Denver in the sixth round (207th overall) of the 2014 NFL Draft, Paradis spent his rookie season competing on Denver's practice squad.

**COLLEGE:** Paradis was named a second-team All-Mountain West Conference selection after starting all 13 games at center for Boise State University and helping the offense rank ninth nationally red zone efficiency (.906), 16th in scoring (38.8 ppg) and 24th in total yards (470.8 per game)... Selected as Boise State's Outstanding Offensive Lineman and was named a game captain in four contests as senior... Opened all 13 games at center in 2012 and earned first-team all-conference recognition while contributing to a unit that ranked sixth in the nation in sacks allowed (0.77 per game)... Switched from defensive line to offensive

## PARADIS TAKES EVERY OFFENSIVE SNAP IN 2015

### MOST OFFENSIVE/DEFENSIVE SNAPS PLAYED IN THE REGULAR SEASON, BRONCOS, 2015

Player	Pos.	Snaps	Pct.
1. Matt Paradis	C	1,108	100.0
2. Ryan Harris	LT/RT	1,005	90.7
3. Demaryius Thomas	WR	936	84.5
4. Louis Vasquez	RG	877	79.2
5. Michael Schofield	RT	871	78.6

line before the start of his sophomore season... Redshirted as a true freshman and was named the team's Defensive Scout Player of the Year after walking on to the squad.

**PERSONAL:** Paradis was named the 1A Idaho High School Player of the Year in 2008 while playing 8-man football for Council (Idaho) High School... Received first-team all-state recognition on both offense and defense as a junior in 2007... Majored in business economics at Boise State... Named to the National Football Foundation's Hampshire Honor Society in 2013 and was a member of the Academic All-Mountain West Team... Last name is pronounced PARE-ud-diss... Matt Paradis was born on Oct. 12, 1989.

#### PARADIS' REGULAR SEASON RECORD

Year	Club	G	S
2014	Denver		PRACTICE SQUAD
2015	Denver	16	16
<b>CAREER TOTALS</b>		<b>16</b>	<b>16</b>

**ADDITIONAL STATISTICS:** Miscellaneous tackles — 2015 (1), TOTAL (1).

#### PARADIS' POSTSEASON RECORD

Year	Club	G	S
2015	Denver	3	3
<b>CAREER TOTALS</b>		<b>3</b>	<b>3</b>



## DEVIER POSEY

15

### WIDE RECEIVER

6-1 • 210 • 4TH YR. • OHIO STATE

**BORN:** March 15, 1990, in Cincinnati, Ohio

**HIGH SCHOOL:** LaSalle High School, Cincinnati, Ohio

**ACQUIRED:** Free Agent, 2016

**NFL YEAR:** 4th • **YEAR WITH BRONCOS:** 1st

**NFL GAMES PLAYED/STARTED:** 26/1 • **POSTSEASON GP/GS:** 2/0



### POSEY AT A GLANCE:

- A fourth-year wide receiver who played 26 games (1 start) in his first three NFL seasons with Houston, totaling 22 catches for 272 yards (12.4 avg.).
- Competed with the New York Jets in training camp in 2015 after being acquired from the Texans in a draft-day trade.
- Started 29-of-41 games played for Ohio State University, totaling 136 receptions for 1,955 yards (14.4 avg.) with 18 touchdowns.
- Joined the Broncos as a future-contract signee on Jan 5, 2016.
- Selected by Houston in the third round (68th overall) of the 2012 NFL Draft.

**CAREER TRANSACTIONS:** Signed by Houston as a draft choice 7/28/10; Traded to N.Y. Jets 5/1/15; Waived by N.Y. Jets 8/30/15; Signed by Denver 1/5/16.



**2015:** Posey competed in training camp with the N.Y. Jets, but did not make the team out of camp and spent the entire season out of football.

**2014:** Posey started the one regular-season game he appeared in for Houston... Was inactive for 15 games.

**2013:** Posey played 14 regular-season games with Houston, registering 15 catches for 155 yards (10.3 avg.)... Returned to action after suffering an Achilles injury at the end of the 2012 season... Tallied three or more catches in three games... Recorded one reception for a career-long 42 yards at K.C. (10/20)... Missed the final two games of the season with an ankle injury.

**2012:** Selected by Houston in the third round (68th overall) in the 2012 NFL Draft, Posey appeared in 11 regular-season games and two postseason contests in his rookie season... Totaled six catches for 87 yards (14.5 avg.) in addition to making six special-teams tackles... Made his NFL debut vs. Ten. (9/3)... Recovered a blocked punt in the end zone for a touchdown vs. G.B. (10/14)... Caught the first pass of his career, a 19-yard reception, at N.E. (12/10)... Appeared in his first postseason game in Houston's AFC Wild Card Playoff Game vs. Cin. (1/5)... Made three catches for 47 yards (15.7 avg.) with one touchdown in Houston's AFC Divisional Playoff Game at N.E. (1/13).

**COLLEGE:** Posey started 29-of-41 games played for Ohio State University, totaling 136 receptions for 1,955 yards (14.4 avg.) with 18 touchdowns... Started each of the team's final three games his senior year, finishing with 12 receptions for 162 yards (13.5 avg.) with two touchdowns... Started all 13 games as a junior, finishing with 53 receptions for 848 yards (16.0 avg.) and seven touchdowns... Named to 2010 the Biletnikoff Award (nation's top receiver) and Hornung Trophy (most versatile player in college) watch list in addition to receiving

All-Big Ten honors... Opened all 13 games as a sophomore and led the team with 60 receptions for 828 yards (13.8 avg.) with eight touchdowns.

**PERSONAL:** Posey attended LaSalle High School in Cincinnati, Ohio, where he was an All-Ohio, All-Cincinnati, All-League and All-District receiver... Completed his prep career with 47 receptions for 770 yards with 16 touchdowns... Lettered three times in basketball and track... DeVier Posey was born on March 15, 1990, in Cincinnati, Ohio.

POSEY'S REGULAR SEASON RECORD

		RECEIVING							SCORING					
Year	Club	G	S	No.	Yds.	Avg.	LG	TD	TD	TDr	TDp	TDrt	2pt	Pts.
2012	Houston	11	0	6	87	14.5	36	0	1	0	0	1	0	6
2013	Houston	14	0	15	155	10.3	42	0	0	0	0	0	0	0
2014	Houston	1	1	1	30	30.0	30	0	0	0	0	0	0	0
CAREER TOTALS		26	1	22	272	12.4	42	0	0	0	0	0	0	0

**ADDITIONAL STATISTICS:** Special teams tackles — 2012 (6), TOTAL (6). Recovered a blocked punt in the end zone vs. G.B. (10/14/12).

POSEY'S POSTSEASON RECORD

		RECEIVING							SCORING					
Year	Club	G	S	No.	Yds.	Avg.	LG	TD	TD	TDr	TDp	TDrt	2pt	Pts.
2012	Houston	2	0	3	47	15.7	25t	1	1	0	1	0	0	6
CAREER TOTALS		2	0	3	47	15.7	25t	1	1	0	1	0	0	6

POSEY'S SINGLE-GAME HIGHS

(Postseason in parentheses)

**Receptions** — 3, four times, last at Arizona, 11/10/13 (3 at New England, 1/13/13). **Receiving yards** — 46 vs. Indianapolis, 12/16/12 (47 at New England, 1/13/13). **Longest reception** — 42 at Kansas City, 10/20/13 (25t at New England, 1/13/13). **Receiving touchdowns** — none (1 at New England, 1/13/13).

DEVIER POSEY'S CAREER GAME-BY-GAME

(Victories asterisked)

2012 HOUSTON (12-4)			RECEIVING						SCORING		
Date	Opponent	P/S	No.	Yds.	Avg.	LG	TD		2pt.	Pts.	
Sep 9	vs. Miami*		INACTIVE								
Sep 16	at Jacksonville*		INACTIVE								
Sep 23	at Denver*		INACTIVE								
Sep 30	vs. Tennessee*	P	0	0	—	—	0		0	0	
Oct 8	at New York Jets*	P	0	0	—	—	0		0	0	
Oct 14	vs. Green Bay	P	0	0	—	—	0		0	0	
Oct 21	vs. Baltimore*	P	0	0	—	—	0		0	0	
Nov 4	vs. Buffalo*		INACTIVE								
Nov 11	at Chicago*	P	0	0	—	—	0		0	0	
Nov 18	vs. Jacksonville*	P	0	0	—	—	0		0	0	
Nov 22	at Detroit*		INACTIVE								
Dec 2	at Tennessee*	P	0	0	—	—	0		0	0	
Dec 10	at New England	P	1	19	19	19	0		0	0	
Dec 16	vs. Indianapolis*	P	3	46	15.3	36	0		0	0	
Dec 23	vs. Minnesota	P	1	6	6	6	0		0	0	
Dec 30	at Indianapolis	P	1	16	16	16	0		0	0	
Regular Season Totals			11/0	6	87	14.5	36	0	0	0	
Jan 5	vs. Cincinnati*§	P	0	0	—	—	0		0	0	
Jan 13	at New England†	P	3	47	15.7	25t	1		0	6	
Postseason Totals			2/0	3	47	15.7	25t	1	0	6	
§AFC Wild Card Game; †AFC Divisional Playoff Game											

‡AFC Wild Card Game; †AFC Divisional Playoff Game

2013 HOUSTON (2-14)												
Date	Opponent	P/S	No.	Yds.	Avg.	LG	TD		2pt.	Pts.		
Sep 9	at San Diego*	P	0	0	—	—	0		0	0		
Sep 15	vs. Tennessee*	P	0	0	—	—	0		0	0		
Sep 22	at Baltimore	P	3	29	9.7	14	0		0	0		
Sep 29	vs. Seattle	P	0	0	—	—	0		0	0		
Oct 6	at San Francisco	P	1	5	5	5	0		0	0		
Oct 13	vs. St. Louis	P	1	3	3	3	0		0	0		
Oct 20	at Kansas City	P	1	42	42	42	0		0	0		
Nov 3	vs. Indianapolis	P	3	23	7.7	12	0		0	0		
Nov 10	at Arizona	P	3	34	11.3	12	0		0	0		
Nov 17	vs. Oakland	P	1	5	5	5	0		0	0		
Nov 24	vs. Jacksonville	P	1	5	5	5	0		0	0		
Dec 1	vs. New England	P	0	0	—	—	0		0	0		
Dec 5	at Jacksonville	P	1	9	9	9	0		0	0		
Dec 15	at Indianapolis	P	0	0	—	—	0		0	0		
Dec 22	vs. Denver		INACTIVE									
Dec 29	at Tennessee		INACTIVE									
Regular Season Totals		14	15	155	10.3	42	0		0	0		



2014 HOUSTON (9-7)		RECEIVING						SCORING	
Date	Opponent	P/S	No.	Yds.	Avg.	LG	TD	2pt.	Pts.
Games 1-13				INACTIVE					
Dec 14	at Indianapolis	S	1	30	30.0	30	0	0	0
Dec 21	vs. Baltimore*			INACTIVE					
Dec 28	vs. Jacksonville*			INACTIVE					
Regular Season Totals		1/1	1	30	30.0	30	0	0	0



## SHANE RAY

### OUTSIDE LINEBACKER

6-3 • 245 • 2ND YR. • MISSOURI

**BORN:** May 18, 1993, in Shawnee Mission, Kan.

**HIGH SCHOOL:** Bishop Miege High School, Roeland Park, Kan.

**ACQUIRED:** Draft #1 (23rd overall), 2015

**NFL YEAR:** 2nd • **YEAR WITH BRONCOS:** 2nd

**NFL GAMES PLAYED/STARTED:** 14/0 • **POSTSEASON GP/GS:** 3/0



### RAY AT A GLANCE:

- A second-year outside linebacker who appeared in 14 regular-season games and three post-season contests as a rookie in 2015, totaling 20 tackles (15 solo) and four sacks (28 yds.).
- Started 14-of-40 games played at the University of Missouri in three seasons, totaling 120 tackles (82 solo) and 19 sacks (131 yds.).
- Received unanimous Southeastern Conference Defensive Player of the Year honors following his junior season in 2014 after leading the league in sacks (14.5) and tackles for loss (22.5) in addition to recording 65 tackles (47 solo) and three forced fumbles.
- Ranked third nationally in both sacks (14.5) and tackles for a loss (22.5) as a 2014 consensus first-team All-American.
- Selected by the Broncos in the first round (23rd overall) of the 2015 NFL Draft.

**CAREER TRANSACTIONS:** Signed by Denver as a draft choice 6/1/15.



**2015:** Selected by the Broncos in the first round (23rd overall) of the 2015 NFL Draft, Ray posted 20 tackles (15 solo) and four sacks (28 yds.) in 14 regular-season games during his rookie campaign... Saw action in all three of Denver's postseason contests, making two solo tackles and forcing one fumble... Made his NFL debut vs. Bal. (9/13)... Recorded his first career sack (8 yds.) vs. Min. (10/4)... Played at Cle. (10/18) before leaving with a knee injury and was inactive the next two games... Made his postseason debut in Denver's AFC Divisional Playoff Game vs. Pit. (1/17)... Posted a pair of solo tackles and forced one fumble in Denver's Super Bowl 50 victory vs. Car. (2/7).

**College:** Ray started 14-of-40 games played in three seasons at the University of Missouri, totaling 120 tackles (82 solo) and 19 sacks (131 yds.)... Started all 14 games as a senior and was named the 2014 Southeastern Conference Defensive Player of the Year after leading the conference in sacks (14.5-94) and tackles for loss (22.5-122) while adding 65 tackles (47 solo) and three forced fumbles... Earned consensus first-team All-American honors after ranking third in the nation in sacks (14.5) and tackles for loss (22.5)... Selected as finalist for the Hendricks Award (nation's top defensive end) and as a semifinalist for the Lombardi (top linemen) and Bednarik (top defensive player) awards after breaking Missouri's single-season sack record... Chosen as the SEC Defensive Player of the Week on four occasions... Appeared in all 14 games as a redshirt sophomore, registering 39 tackles (27 solo), 4.5 sacks (37 yds.) and one fumble recovery... Contributed to the team's 11-1 regular season and first-ever SEC East title.

**PERSONAL:** Ray played defensive end at Bishop Miege High School in Roeland Park, Kan., earning first-team all-state honors as a senior and leading his team to a state title as a junior... Compiled 231 tackles, 48 tackles for loss, 25.5 sacks and seven forced fumbles in his junior and senior campaigns... Majored in agriculture at Missouri... His father, Wendell, played football at Missouri and was selected by Minnesota in the fifth round of the 1981 NFL Draft... Shane Ray was born on May 18, 1993, in Shawnee Mission, Kan.

### RAY'S REGULAR SEASON RECORD

Year	Club	G	S	UT	A	TT	S-Yds.	I-Yds.	PD	FF	FR	TD-Int.	TD-FR	S	Pts.
2015	Denver	14	0	15	5	20	4-28	0-0	1	0	0	0	0	0	0
<b>CAREER TOTALS</b>		<b>14</b>	<b>0</b>	<b>15</b>	<b>5</b>	<b>20</b>	<b>4-28</b>	<b>0-0</b>	<b>1</b>	<b>0</b>	<b>0</b>	<b>0</b>	<b>0</b>	<b>0</b>	<b>0</b>

### RAY'S POSTSEASON RECORD

Year	Club	G	S	UT	A	TT	S-Yds.	I-Yds.	PD	FF	FR	TD-Int.	TD-FR	S	Pts.
2015	Denver	3	0	2	0	2	0-0	0-0	0	1	0	0	0	0	0
<b>CAREER TOTALS</b>		<b>3</b>	<b>0</b>	<b>2</b>	<b>0</b>	<b>2</b>	<b>0-0</b>	<b>0-0</b>	<b>0</b>	<b>1</b>	<b>0</b>	<b>0</b>	<b>0</b>	<b>0</b>	<b>0</b>

### RAY'S SINGLE-GAME HIGHS

(Postseason in parentheses)

**Tackles** — 4, twice, last vs. San Diego, 1/3/16 (2 vs. Carolina, 2/7/16). **Sacks** — 1, 4x, last at Pittsburgh, 12/20/15 (none). **Sack yards** — 8, twice, last at Pittsburgh, 12/20/15 (none). **Forced fumbles** — none (1 vs. Carolina, 2/7/16).

### SHANE RAY'S CAREER GAME-BY-GAME

(Victories asterisked)

2015 DENVER (12-4)		TACKLES													
Date	Opponent	P/S	UT	A	TT	S-Yds.	I-Yds.	PD	FF	FR					
Sep 13	vs. Baltimore*	P	0	0	0	0-0	0-0	0	0	0					
Sep 17	at Kansas City*	P	0	0	0	0-0	0-0	0	0	0					
Sep 27	at Detroit*	P	1	0	1	0-0	0-0	0	0	0					
Oct 4	vs. Minnesota*	P	1	1	2	1-8	0-0	0	0	0					
Oct 11	at Oakland*	P	1	0	1	1-7	0-0	0	0	0					
Oct 18	at Cleveland*	P	0	0	0	0-0	0-0	0	0	0					
Nov 1	vs. Green Bay*														
Nov 8	at Indianapolis														
Nov 15	vs. Kansas City	P	1	0	1	0-0	0-0	1	0	0					
Nov 22	at Chicago*	P	0	1	1	0-0	0-0	0	0	0					
Nov 29	vs. New England*	P	1	1	2	0-0	0-0	0	0	0					
Dec 6	at San Diego*	P	3	1	4	1-5	0-0	0	0	0					
Dec 13	vs. Oakland	P	1	0	1	0-0	0-0	0	0	0					
Dec 20	at Pittsburgh	P	2	0	2	1-8	0-0	0	0	0					
Dec 28	vs. Cincinnati*	P	1	0	1	0-0	0-0	0	0	0					
Jan 3	vs. San Diego*	P	3	1	4	0-0	0-0	0	0	0					
<b>Season Totals</b>			<b>14/0</b>	<b>15</b>	<b>5</b>	<b>20</b>	<b>4-28</b>	<b>0-0</b>	<b>1</b>	<b>0</b>	<b>0</b>				
Jan 17	vs. Pittsburgh**	P	0	0	0	0-0	0-0	0	0	0					
Jan 24	vs. New England**	P	0	0	0	0-0	0-0	0	0	0					
Feb 7	vs. Carolina**	P	2	0	2	0-0	0-0	0	1	0					
<b>Postseason Totals</b>			<b>3/0</b>	<b>2</b>	<b>0</b>	<b>2</b>	<b>0-0</b>	<b>0-0</b>	<b>0</b>	<b>1</b>	<b>0</b>				

\*AFC Divisional Playoff Game; \*\*AFC Championship Game; \$Super Bowl 50



## BRADLEY ROBY

29

### CORNERBACK

5-11 • 194 • 3RD YR. • OHIO STATE

**BORN:** May 1, 1992, in Fort Worth, Texas

**HIGH SCHOOL:** Peachtree Ridge High School, Suwanee, Ga.

**ACQUIRED:** Draft #1 (31st overall), 2014

**NFL YEAR:** 3rd • **YEAR WITH BRONCOS:** 3rd

**NFL GAMES PLAYED/STARTED:** 32/6 • **POSTSEASON GP/GS:** 4/0



### ROBY AT A GLANCE:

- A third-year cornerback who played all 32 regular-season games (6 starts) and four postseason contests in his first two NFL seasons with the Broncos.
- Totaled 104 tackles (96 solo), three interceptions, one sack (3 yds.), 23 passes defended, three forced fumbles and three fumble recoveries in his career.
- Recorded 40 tackles (34 solo), 10 passes defended, one interception, one forced fumble and one fumble recovery returned for a touchdown for Denver in 2015.
- Tied for the second-most passes defended (13) and tackles (64) among rookie cornerbacks in 2014.
- Started all 37 games played during his career at Ohio State University, totaling eight interceptions and 44 passes defended.
- Contributed five touchdowns during his collegiate career, including two interception returns, two blocked punt returns and one fumble return.
- Selected by the Broncos in the first round (31st overall) of the 2014 NFL Draft.

**CAREER TRANSACTIONS:** Signed by Denver as a draft choice 6/10/14.

## ROBY MAKES IMMEDIATE IMPACT AS A ROOKIE

### MOST PASSES DEFENSED BY A ROOKIE, NFL, 2014

Player	GP	GS	PD
1. E.J. Gaines, Stl.	15	15	15
2. <b>Bradley Roby, Den.</b>	<b>16</b>	<b>2</b>	<b>13</b>
Bashaud Breeland, Was.	16	15	13
4. Kyle Fuller, Chi.	16	14	10
5. Travis Carrie, Oak.	13	4	8

### MOST TACKLES BY A ROOKIE CB, NFL, 2014

Player	GP	GS	TT
1. E.J. Gaines, Stl.	15	15	70
2. <b>Bradley Roby, Den.</b>	<b>16</b>	<b>2</b>	<b>64</b>
3. Bashaud Breeland, Was.	16	15	58
4. Kyle Fuller, Chi.	16	14	50
5. Travis Carrie, Oak.	13	4	37



**2015:** Roby notched 40 tackles (34 solo), one interception (19 yds.), 10 passes defended, one forced fumble and one fumble returned for a touchdown in 16 regular-season games... Totalled five solo tackles, three passes defended and one forced fumble in three postseason contests... Returned a fumble 21 yards for a touchdown with 0:27 remaining in the fourth quarter for the game-winning score at K.C. (9/17)... Intercepted Lions QB Matthew Stafford (19 yds.) at Det. (9/27)... Recorded five solo tackles, one pass defended and one forced fumble vs. Min. (10/4)... Totalled three solo tackles and forced a fumble that led to Denver's game-winning drive in Denver's AFC Divisional Playoff Game vs. Pit. (1/17)... Intercepted Patriots QB Tom Brady on a two-point conversion attempt with 0:13 seconds left in the game to seal Denver's victory in the AFC Championship Game vs. N.E. (1/24)... Posted two solo tackles and three passes defended in Denver's Super Bowl 50 victory vs. Car. (2/7).

**2014:** Selected in the first round (31st overall) of the 2014 NFL Draft, Roby played 16 regular-season games (2 starts) and totaled 64 tackles (62 solo), one sack (3 yds.), two interceptions, 13 passes defended, two forced fumbles and two fumble recoveries... Tied for the second-most passes defended (13) and tackles (64) among rookie cornerbacks in 2014... Made his Broncos debut in the season opener vs. Ind. (9/7) and finished with seven solo tackles, three passes defended and a fumble recovery... Recorded his first career sack (3 yds.) at NYJ (10/12)... Picked off quarterback Tom Brady at N.E. (11/2) for his first career interception... Tallied four solo tackles and one pass defended in his first career start vs. Mia. (11/23)... Totalled a career-high nine solo tackles and one forced fumble vs. Buf. (12/7)... Picked off quarterback Andrew Luck in the second quarter of Denver's AFC Divisional Playoff Game vs. Ind. (1/11), joining safety Quinton Carter (2011) as the only rookies in team history with a postseason pick.

**COLLEGE:** Roby started all 37 games played during his career at Ohio State University, totaling eight interceptions (two returned for touchdowns) and 44 passes defended... Returned two blocked punts for touchdowns and one recovered fumble for a touchdown as a Buckeye... Named a first-team All-Big Ten Conference selection for his 2013 campaign in which he totaled 69 tackles (54 solo), three interceptions (120 yds.) and 16 passes defended... Opened all 12 games in 2012 for the undefeated Buckeyes and was named a second-team All-America selection in addition to a first-team all-conference pick... Led the nation and tied a school record with 19 passes defended while being tabbed as a Jim Thorpe Award semifinalist... Finished his 2012 season as the only player in the country to score touchdowns three different ways (INT, FR, BP)... Started all 13 games as a redshirt freshman in 2011 and earned the Buckeyes' First Year Defensive Player Award after tying for the team lead with three interceptions (57 yds.).

**PERSONAL:** Roby played cornerback, wide receiver and kick returner at Peachtree Ridge High School in Suwanee, Ga., where he was a four-time scholar athlete... Received All-Gwinnett County accolades following his senior year in 2009 after leading his team to the state quarterfinals... Majored in communications at Ohio State... The son of Betty and James, Bradley Roby was born on May 1, 1992, in Fort Worth, Texas.

### ROBY'S REGULAR SEASON RECORD

Year	Club	G	S	UT	A	TT	S-Yds.	I-Yds.	PD	FF	FR	TD-Int.	TD-FR	S	Pts.
2014	Denver	16	2	62	2	64	1-3	2-0	13	2	2	0	0	0	0
2015	Denver	16	4	34	6	40	0-0	1-19	10	1	1	0	1	0	0
<b>CAREER TOTALS</b>		<b>32</b>	<b>6</b>	<b>96</b>	<b>8</b>	<b>104</b>	<b>1-3</b>	<b>3-19</b>	<b>23</b>	<b>3</b>	<b>3</b>	<b>0</b>	<b>1</b>	<b>0</b>	<b>0</b>

### ROBY'S POSTSEASON RECORD

Year	Club	G	S	UT	A	TT	S-Yds.	I-Yds.	PD	FF	FR	TD-Int.	TD-FR	S	Pts.
2014	Denver	1	0	2	0	2	0-0	1-2	1	0	0	0	0	0	0
2015	Denver	3	0	5	0	5	0-0	0-0	3	1	0	0	0	0	0
<b>CAREER TOTALS</b>		<b>4</b>	<b>0</b>	<b>7</b>	<b>0</b>	<b>7</b>	<b>0-0</b>	<b>1-2</b>	<b>3</b>	<b>1</b>	<b>0</b>	<b>0</b>	<b>0</b>	<b>0</b>	<b>0</b>

### ROBY'S SINGLE-GAME HIGHS

(Postseason in parentheses)

**Tackles** — 9 vs. Buffalo, 12/7/14 (3 vs. Pittsburgh, 1/17/16). **Interceptions** — 1, three times, last at Detroit, 9/27/15 (1 vs. Indianapolis, 1/11/15). **Interception return yards** — 19 at Detroit, 9/27/15 (2 vs. Indianapolis, 1/11/15). **Passes defended** — 3 vs. Indianapolis, 9/7/14 (3 vs. Carolina, 2/7/16). **Sacks** — 1 at N.Y. Jets, 10/12/14 (none). **Sack yards** — 3 at N.Y. Jets, 10/12/14 (none). **Forced fumbles** — 1, 3x, last vs. Minnesota, 10/4/15 (1 vs. Pittsburgh, 1/17/16). **Fumble recoveries** — 1, three times, last at Kansas City, 9/17/15 (none). **Fumble return yards** — 21 at Kansas City, 9/17/15 (none).

## BRADLEY ROBY'S CAREER GAME-BY-GAME

(Victories asterisked)

2014 DENVER (12-4) TACKLES										
Date	Opponent	P/S	UT	A	TT	S-Yds.	I-Yds.	PD	FF	FR
Sep 7	vs. Indianapolis*	P	7	0	7	0-0	0-0	3	0	1
Sep 14	vs. Kansas City*	P	6	0	6	0-0	0-0	0	0	0
Sep 21	at Seattle	P	5	0	5	0-0	0-0	0	0	0
Oct 5	vs. Arizona*	P	2	0	2	0-0	0-0	1	0	0
Oct 12	at N.Y. Jets*	P	3	0	3	1-3	0-0	2	0	0
Oct 19	vs. San Francisco*	P	6	1	7	0-0	0-0	0	0	0
Oct 23	vs. San Diego*	P	4	0	4	0-0	0-0	0	0	0
Nov 2	at New England	P	2	0	2	0-0	1-0	2	1	0
Nov 9	at Oakland*	P	4	0	4	0-0	1-0	2	0	0
Nov 16	at St. Louis	P	1	0	1	0-0	0-0	0	0	0
Nov 23	vs. Miami*	S	4	0	4	0-0	0-0	1	0	0
Nov 30	at Kansas City*	S	1	0	1	0-0	0-0	0	0	1
Dec 7	vs. Buffalo*	P	9	0	9	0-0	0-0	0	1	0
Dec 14	at San Diego*	P	4	0	4	0-0	0-0	0	0	0
Dec 22	at Cincinnati	P	1	1	2	0-0	0-0	0	0	0
Dec 28	vs. Oakland*	P	3	0	3	0-0	0-0	2	0	0
<b>Regular Season Totals</b>		<b>16/2</b>	<b>62</b>	<b>2</b>	<b>64</b>	<b>1-3</b>	<b>2-0</b>	<b>13</b>	<b>2</b>	<b>2</b>
Jan 11	vs. Indianapolis†	P	2	0	2	0-0	1-2	1	0	0
<b>Postseason Totals</b>		<b>1/0</b>	<b>2</b>	<b>0</b>	<b>2</b>	<b>0-0</b>	<b>1-2</b>	<b>1</b>	<b>0</b>	<b>0</b>
†AFC Divisional Playoff Game										

2015 DENVER (12-4) TACKLES										
Date	Opponent	P/S	UT	A	TT	S-Yds.	I-Yds.	PD	FF	FR
Sep 13	vs. Baltimore*	P	0	1	1	0-0	0-0	1	0	0
Sep 17	at Kansas City*	P	0	0	0	0-0	0-0	0	0	1
Sep 27	at Detroit*	P	2	0	2	0-0	1-19	1	0	0
Oct 4	vs. Minnesota*	P	5	0	5	0-0	0-0	1	1	0
Oct 11	at Oakland*	P	2	1	3	0-0	0-0	0	0	0
Oct 18	at Cleveland*	P	2	0	2	0-0	0-0	0	0	0
Nov 1	vs. Green Bay*	S	0	1	1	0-0	0-0	0	0	0
Nov 8	at Indianapolis	P	2	2	4	0-0	0-0	1	0	0
Nov 15	vs. Kansas City	S	4	0	4	0-0	0-0	0	0	0
Nov 22	at Chicago*	P	1	1	2	0-0	0-0	2	0	0
Nov 29	vs. New England*	P	2	0	2	0-0	0-0	0	0	0
Dec 6	at San Diego*	S	1	0	1	0-0	0-0	0	0	0
Dec 13	vs. Oakland	S	2	0	2	0-0	0-0	1	0	0
Dec 20	at Pittsburgh	P	5	0	5	0-0	0-0	0	0	0
Dec 28	vs. Cincinnati*	P	4	0	4	0-0	0-0	1	0	0
Jan 3	vs. San Diego*	P	2	0	2	0-0	0-0	2	0	0
<b>Season Totals</b>		<b>16/4</b>	<b>34</b>	<b>6</b>	<b>40</b>	<b>0-0</b>	<b>1-19</b>	<b>10</b>	<b>1</b>	<b>1</b>
Jan 17	vs. Pittsburgh*†	P	3	0	3	0-0	0-0	0	1	0
Jan 24	vs. New England*#	P	0	0	0	0-0	0-0	0	0	0
Feb 7	vs. Carolina*\$	P	2	0	2	0-0	0-0	3	0	0
<b>Postseason Totals</b>		<b>3/0</b>	<b>5</b>	<b>0</b>	<b>5</b>	<b>0-0</b>	<b>0-0</b>	<b>3</b>	<b>1</b>	<b>0</b>
†AFC Divisional Playoff Game; #AFC Championship Game; \$Super Bowl 50										



## BRANDIAN ROSS

27

SAFETY

6-0 • 190 • 5TH YR. • YOUNGSTOWN STATE

BORN: Sept. 28, 1989, in Richmond, Va.

HIGH SCHOOL: Meadowbrook (Va.) High School

ACQUIRED: Unrestricted Free Agent (San Diego), 2016

NFL YEAR: 5th • YEAR WITH BRONCOS: 1st

NFL GAMES PLAYED/STARTED: 45/24



### ROSS AT A GLANCE:

- A fifth-year safety who appeared in 45 games (24 starts) in his first four NFL seasons with Green Bay (2012), Oakland (2012-14), Miami (2014) and San Diego (2015).
- Totaled 144 tackles (108 tackles), two sacks (10 yds.), two interceptions (7 yds.), nine passes defended, two forced fumbles and six special-teams stops in his career.
- Tallied all of his defensive statistics in 43 games (24 starts) in two different stints with Oakland (2012-14).

- Played one game for San Diego in 2015 after spending one week on Oakland's active roster.
- Appeared in 14 games (10 starts) with Miami (1) and Oakland (13) in 2014 while also spending time competing on Miami's practice squad.
- Spent his rookie season in 2011 competing on Green Bay's practice squad and the first week of the 2012 campaign on the club's active roster.
- Opened 33-of-45 games played at Youngstown State University, totaling 223 tackles (135 solo), seven interceptions, two forced fumbles and three fumble recoveries.
- Joined the Broncos as an unrestricted free agent on April 18, 2016.
- Entered the NFL as a college free agent with Green Bay on July 28, 2011.

**CAREER TRANSACTIONS:** Signed by Green Bay as a college free agent 7/28/15; Waived by Green Bay 9/3/11; Signed by Green Bay (practice squad) 9/4/11; Waived by Green Bay 9/10/12; Signed by Green Bay (practice squad) 9/12/12; Signed by Oakland (active roster) 9/19/12; Waived by Oakland 8/30/14; Claimed off waivers by Miami 8/31/14; Waived by Miami 9/4/14; Signed by Miami (practice squad) 9/6/14; Signed by Miami (active roster) 9/20/14; Waived by Miami 9/23/14; Claimed off waivers by Oakland 9/24/14; Waived by Oakland 9/14/15; Signed by San Diego 12/30/15; Signed by Denver as an unrestricted free agent 4/18/16.



**2015:** Ross saw action in the regular-season finale with San Diego after spending the first week of the season on Oakland's active roster.

**2014:** Ross appeared in 14 regular-season games (10 starts) with Oakland (13) and Miami (1), totaling 54 tackles (39 solo), two interceptions (7 yds.), six passes defended and one forced fumble... Competed in training camp with Oakland before being waived and claimed off waivers by Miami... Spent the first three weeks of the season splitting time between the Miami's practice squad and active roster... Claimed off waivers by Oakland on Sep. 24 and proceeded to play the final 13 games of the season... Intercepted QB Colin Kaepernick vs. S.F. (12/7) and QB Kyle Orton vs. Buf. (12/21).

**2013:** Ross started 13-of-16 regular-season games played, posting a career-best 73 tackles (54 solo), two sacks (10 yds.), three passes defended and one forced fumble... Totaled career bests with eight tackles apiece in the last two games of the season at S.D. (12/22) and vs. Den. (12/29).

**2012:** Ross appeared in 14 regular-season games (1 start) for Oakland, totaling 17 tackles (15 solo) and three special-teams stops... Spent the first week of the season on Green Bay's active roster after making the team out of training camp... Signed off Green Bay's practice squad on Sep. 19... Made his NFL debut vs. Pit. (9/23)... Earned his first career start at S.D. (12/30) and made five tackles (4 solo).

**2011:** Ross, who entered the NFL as a college free agent with Green Bay, spent his entire rookie season competing on the club's practice squad.

**COLLEGE:** Ross opened 33-of-45 games played at Youngstown State University, totaling 223 tackles (135 solo), seven interceptions, two forced fumbles and three fumble recoveries... Opened every game he played beginning with the first contest of his sophomore season... Saw action at safety and cornerback, earning second-team All-Missouri Valley Football Conference honors as a senior in 2010 after notching 60 tackles (40 solo) and three interceptions.

**PERSONAL:** Ross attended Meadowbrook (Va.) High School, where he lettered three times as a quarterback, wide receiver, cornerback and safety... Earned first-team All-Central District honors as a defensive back and second-team accolades as a wide receiver his senior year... Lettered three times in basketball and track... First name is pronounced Brandon... Brandian Ross was born on Sep. 28, 1989, in Richmond, Va.

#### ROSS' REGULAR SEASON RECORD

Year	Club	G	S	UT	A	TT	S-Yds.	I-Yds.	PD	FF	FR	TD-Int.	TD-FR	S	Pts.
2011	Green Bay						PRACTICE SQUAD								
2012	Oakland	14	1	15	2	17	0-0	0-0	0	0	0	0	0	0	0
2013	Oakland	16	13	54	19	73	2-10	0-0	3	1	0	0	0	0	0
2014	Oak./Mia.	14	10	39	15	54	0-0	2-7	6	1	0	0	0	0	0
2015	San Diego	1	0	0	0	0	0-0	0-0	0	0	0	0	0	0	0
<b>CAREER TOTALS</b>		<b>45</b>	<b>24</b>	<b>108</b>	<b>36</b>	<b>144</b>	<b>2-10</b>	<b>2-7</b>	<b>9</b>	<b>2</b>	<b>0</b>	<b>0</b>	<b>0</b>	<b>0</b>	<b>0</b>

**ADDITIONAL STATISTICS:** Special-teams tackles — 2012 (3), 2013 (2), 2014 (1). TOTAL (6).

#### ROSS' SINGLE GAME HIGHS

(Postseason in parentheses)

**Tackles** — 8, five times, last at Denver, 12/28/14. **Sacks** — 1, twice, last at New York Jets, 12/8/13. **Sack yards** — 10 at New York Jets, 12/8/13. **Interceptions** — 1, twice, last vs. Buffalo, 12/21/14. **Interception Yards** — 7 vs. Buffalo, 12/21/14.

#### DID YOU KNOW?

The Broncos in 2015 earned wins against the 6-0 Packers (Week 8) and 10-0 Patriots (Week 12) to become the first team since the 2004 Steelers to beat two teams with 6-0 or better records in the same season.



# BRANDIAN ROSS' CAREER GAME-BY-GAME

(Victories asterisked)

2012 G.B. (11/5) / OAK. (4-12) TACKLES										
Date	Opponent	P/S	UT	A	TT	S-Yds.	I-Yds.	PD	FF	FR
Sep 9	vs. San Francisco	P				INACTIVE				
WAIVED BY GREEN BAY Sep. 10/SIGNED TO PRACTICE SQUAD (GREEN BAY) Sep. 12										
SIGNED BY OAKLAND Sep. 19										
Sep 23	vs. Pittsburgh*	P	0	0	0	0-0	0-0	0	0	0
Sep 30	at Denver	P	0	0	0	0-0	0-0	0	0	0
Oct 14	at Atlanta	P	0	0	0	0-0	0-0	0	0	0
Oct 21	vs. Jacksonville*	P	0	0	0	0-0	0-0	0	0	0
Oct 28	at Kansas City*	P	0	0	0	0-0	0-0	0	0	0
Nov 4	vs. Tampa Bay	P	0	0	0	0-0	0-0	0	0	0
Nov 11	at Baltimore	P	0	0	0	0-0	0-0	0	0	0
Nov 18	vs. New Orleans	P	0	0	0	0-0	0-0	0	0	0
Nov 25	at Cincinnati	P	0	0	0	0-0	0-0	0	0	0
Dec 2	vs. Cleveland	P	3	0	3	0-0	0-0	0	0	0
Dec 6	vs. Denver	P	0	0	0	0-0	0-0	0	0	0
Dec 16	vs. Kansas City*	P	3	1	4	0-0	0-0	0	0	0
Dec 23	at Carolina	P	5	0	5	0-0	0-0	0	0	0
Dec 30	at San Diego	S	4	1	5	0-0	0-0	0	0	0
Season Totals			14/1	15	2	17	0-0	0-0	0	0
2013 OAKLAND (4-12) TACKLES										
Date	Opponent	P/S	UT	A	TT	S-Yds.	I-Yds.	PD	FF	FR
Sep 8	at Indianapolis	P	1	0	1	0-0	0-0	0	0	0
Sep 15	vs. Jacksonville*	P	3	0	3	1-0	0-0	0	0	0
Sep 23	at Denver	S	2	1	3	0-0	0-0	0	0	0
Sep 29	vs. Washington	S	2	4	6	0-0	0-0	0	0	0
Oct 6	vs. San Diego*	S	3	1	4	0-0	0-0	1	0	0
Oct 13	at Kansas City	S	5	0	5	0-0	0-0	0	1	0
Oct 27	vs. Pittsburgh*	S	5	1	6	0-0	0-0	1	0	0
Nov 3	vs. Philadelphia	S	3	2	5	0-0	0-0	0	0	0
Nov 10	at New York Giants	S	2	2	4	0-0	0-0	0	0	0
Nov 17	at Houston*	S	3	0	3	0-0	0-0	1	0	0
Nov 24	vs. Tennessee	S	2	2	4	0-0	0-0	0	0	0
Nov 28	at Dallas	P	3	0	3	0-0	0-0	0	0	0
Dec 8	at New York Jets	S	3	1	4	1-10	0-0	0	0	0
Dec 15	vs. Kansas City	S	6	0	6	0-0	0-0	0	0	0
Dec 22	at San Diego	S	7	1	8	0-0	0-0	0	0	0
Dec 29	vs. Denver	S	4	4	8	0-0	0-0	0	0	0
Season Totals			16/13	54	19	73	2-10	0-0	3	1
2014 OAK (3-13) / MIA (8/8) TACKLES										
Date	Opponent	P/S	UT	A	TT	S-Yds.	I-Yds.	PD	FF	FR
GAMES 1-2						PRACTICE SQUAD (MIAMI)				
Sep 21	vs. Kansas City	P	0	0	0	0-0	0-0	0	0	0
WAIVED BY MIAMI ON Sep. 23 / CLAIMED OFF WAIVERS BY OAKLAND ON Sep. 24										
Sep 28	vs. Miami	P	0	1	1	0-0	0-0	0	0	0
Oct 12	vs. San Diego	P	1	0	1	0-0	0-0	0	0	0
Oct 19	vs. Arizona	P	2	0	2	0-0	0-0	0	0	0
Oct 26	at Cleveland	S	3	0	3	0-0	0-0	1	0	0
Nov 2	at Seattle	S	3	0	3	0-0	0-0	1	0	0
Nov 9	vs. Denver	S	5	3	8	0-0	0-0	0	0	0
Nov 16	at San Diego	S	6	2	8	0-0	0-0	0	0	0
Nov 20	vs. Kansas City*	S	2	3	5	0-0	0-0	1	0	0
Nov 30	at St. Louis	S	0	1	1	0-0	0-0	1	0	0
Dec 7	vs. San Francisco*	S	5	0	5	0-0	1-0	1	0	0
Dec 14	at Kansas City	S	4	0	4	0-0	0-0	0	1	0
Dec 21	vs. Buffalo*	S	4	1	5	0-0	1-7	1	0	0
Dec 28	at Denver	S	4	4	8	0-0	0-0	1	0	0
Season Totals			14/11	39	15	54	909	2-7	6	1
2015 SAN DIEGO (4-12) TACKLES										
Date	Opponent	P/S	UT	A	TT	S-Yds.	I-Yds.	PD	FF	FR
SIGNED BY SAN DIEGO ON Dec. 30										
Jan 3	at Denver	P	0	0	0	0-0	0-0	0	0	0
Season Totals			1/0	0	0	0	0-0	0-0	0	0



## TY SAMBRAILO

GUARD



6-5 • 315 • 2ND YR. • COLORADO STATE

**BORN:** March 10, 1992, in Watsonville, Calif.

**HIGH SCHOOL:** St. Francis Catholic High School, Watsonville, Calif.

**ACQUIRED:** Draft #2 (59th overall), 2015

**NFL YEAR:** 2nd • **YEAR WITH BRONCOS:** 2nd

**NFL GAMES PLAYED/STARTED:** 3/3

### SAMBRAILO AT A GLANCE:

- A second-year offensive lineman who started the first three regular-season games in 2015 at left tackle before being placed on injured reserve with a shoulder injury.
- Started 42-of-48 games during his career at Colorado State University, seeing time at all five positions along the offensive line in four seasons with the Rams.
- Voted first-team All-Mountain West Conference as a senior for CSU in 2014 after grading out to 90 percent or above in each contest while adding more than 60 knockdown blocks at left tackle.
- Selected by the Broncos in the second round (59th overall) of the 2015 NFL Draft.

**CAREER TRANSACTIONS:** Signed by Denver as a draft choice 5/5/15.



**2015:** Selected by the Broncos in the second round (59th overall) of the 2015 NFL Draft, Sambrailo opened the first three games of the season at left tackle before being placed on injured reserve with a shoulder injury... Made his NFL debut at left tackle vs. Bal. (9/13)... Injured his shoulder at Det. (9/27) and was inactive for four weeks before being placed on injured reserve on Nov. 3.

**COLLEGE:** Sambrailo started 42-of-48 games during his career at Colorado State University, seeing time at all five positions along the offensive line in four seasons with the Rams... Voted first-team All-Mountain West Conference as a senior after starting all 11 games played at left tackle... Graded out to 90 percent or above in every game while adding more than 60 knockdown blocks... Helped lead the Rams to their best record (10-3) since 2000 while blocking for a 4,000-yard passer (Garrett Grayson - 4,006) and a 1,200-yard rusher (Dee Hart - 1,275)... Started all 14 games at left tackle en route to earning second-team All-Mountain West honors as a junior.

**PERSONAL:** Sambrailo, who majored in business administration at Colorado State, is an avid skier who earned USSA titles in the slalom, giant slalom and super-G events for his age group... Named the Santa Cruz Coast Athletic League Offensive and Defensive Lineman of the Year following his senior campaign at St. Francis Catholic High School in Watsonville, Calif.... Played offensive tackle, defensive line, tight end and kicker for his high school team... Lettered in soccer, basketball and baseball in addition to handling kicking duties for the football team his junior season... His grandfather, Bill Sambrailo, played football at Santa Clara... Last name is pronounced sam-BRI-low... Tyler Sambrailo was born on March 10, 1992, in Watsonville, Calif.

### SAMBRAILO'S REGULAR SEASON RECORD

Year	Club	G	S
2015	Denver	3	3
<b>CAREER TOTALS</b>		<b>3</b>	<b>3</b>



## MARK SANCHEZ

6

QUARTERBACK



6-2 • 225 • 8TH YR. • SOUTHERN CALIFORNIA

**BORN:** Nov. 11, 1986, in Mission Viejo, Calif.

**HIGH SCHOOL:** Mission Viejo (Calif.) High School

**ACQUIRED:** Trade (Philadelphia), 2016

**NFL YEAR:** 8th • **YEAR WITH BRONCOS:** 1st

**NFL GAMES PLAYED/STARTED:** 75/72 • **POSTSEASON GP/GS:** 6/6

### SANCHEZ AT A GLANCE:

- An eighth-year quarterback who started 72-of-75 career regular season games in addition to six postseason contests with the N.Y. Jets (2009-13) and Philadelphia (2014-15).

- Completed 1,285-of-2,267 passes (56.7%) for 15,126 yards with 86 touchdowns and 84 interceptions (74.3 rtg.) in addition to rushing for 451 yards and 13 scores on 165 carries.
- Produced 10 comeback wins in the fourth quarter or overtime during his first seven seasons in the NFL.
- Appeared in 13 games (10 starts) with Philadelphia the past two seasons, completing 257-of-400 passes (64.3%) with 18 touchdowns and 15 interceptions (86.6 rtg.).
- Opened 62 regular-season contests with the Jets from 2009-13 and led the team to two AFC Championship Game appearances.
- Ranks first in Jets history in postseason touchdown passes (9) and second in postseason passing yards (1,155) in six playoff starts—all on the road.
- Missed the entire 2013 season with a shoulder injury sustained in training camp.
- Appeared in 27 games (16 starts) at the University of Southern California, opening all 13 games as a junior (2008) and earning first-team All-Pac-10 Conference honors in addition to being named a finalist for the Manning Award and a semi-finalist for the Davey O'Brien Award and Maxwell Award.
- Acquired by the Broncos in a trade with the N.Y. Jets. on March 11, 2016.
- Selected by the Jets in the first round (5th overall) of the 2009 NFL Draft.

**CAREER TRANSACTIONS:** Signed by N.Y. Jets as a draft choice 6/10/09; Released by N.Y. Jets 3/21/14; Signed by Philadelphia 3/28/14; Traded to Denver 3/11/16.



**2015:** Sanchez saw action in four regular-season games (2 starts) for Philadelphia, completing 59-of-91 passes (64.8%) for 616 yards with four touchdowns and four interceptions (80.7 rtg.)... Made his first start of the year vs. T.B. (11/22)... Recorded his 14th-career game with a 100+ QB rating after throwing two touchdowns (116.1 rtg.) at Det. (11/26).

**2014:** Sanchez appeared in nine regular-season games (8 starts) in his first season with Philadelphia, completing 198-of-309 passes (64.1%) for 2,418 yards with 14 touchdowns and 11 interceptions (88.4 rtg.)... Guided the Eagles to a 4-4 record in his eight starts... Set an Eagles franchise single-season record with his 64.1 completion percentage... Made his first start with the Eagles vs. Car. (11/10) on *Monday Night Football*, throwing for 332 yards and two touchdowns... Threw for more than 300 yards in three consecutive games (vs. Car., 11/10, at G.B., 11/16 and vs. Ten., 11/23)... Completed an Eagles franchise-record and a career-high 37 passes for a career-best 374 passing yards in addition to two touchdowns at Was. (12/20).

**2013:** Sanchez missed the entire season after suffering a shoulder injury in the Jets' third preseason game... Spent two weeks on the active roster before being placed on injured reserve on Sep. 14.

**2012:** Sanchez started 15 regular-season games for the Jets, finishing the season with 2,883 yards passing on 246-of-453 passing (54.3%) with 14 touchdowns and 11 interceptions (66.9 rtg.)... Registered his 10th come-from-behind win in the fourth quarter or overtime at Mia. (9/23), finishing the game with 306 yards passing and one touchdown... Recorded the third-highest completion percentage of his career when he connected on 15-of-20 passes (75.0%) for 178 yards and a touchdown (118.3 rtg.) at Stl. (11/18).

**2011:** Sanchez opened all 16 regular-season games for the second consecutive year, posting career-bests of 3,474 passing yards and 26 touchdowns on 308-of-543 passing (56.6% / 78.2 rtg.)... Added 37 carries for 103 yards (2.8 avg.) with six rushing touchdowns, which tied for the team lead... Completed his 500th career pass in a win vs. Dal. (9/11), while throwing for 335 yards and two touchdowns... Notched a career-high four touchdown passes vs. Buf. (11/27)... Became the first Jets quarterback to both run and pass for multiple touchdowns in the same game vs. KC (12/11).

**2010:** Sanchez started all 16 regular-season games for the first time in his career and completed 278-of-507 passes (54.8%) for 3,291 yards with 17 touchdowns and 13 interceptions (75.3 rtg.)... Added 105 yards and three touchdowns on 30 attempts (3.5 avg.)... Helped the Jets to the AFC Championship Game for the second consecutive season, completing 54-of-89 passes (60.7%) for 616 yards with five touchdowns and one interception (95.5 rtg.) in three road playoff starts... Completed a season-best 70 percent of his passes (21-of-30) and notched the highest regular-season passer rating (124.3) of his career vs. N.E. (9/19)... Posted his third consecutive passer rating above 100 (106.4) at Buf. (10/3)... Had his streak of 184 passing attempts without an interception—the second-longest in Jets history—snapped at Den. (10/17)... Recorded 336 passing yards—the first 300-yard game of his career—on 22-of-39 passing (56.4%) in an overtime victory at Det. (11/7)... Became the first quarterback in NFL history to lead his club to consecutive overtime wins on the road at Cle. (11/14)... Moved into first place in Jets franchise history with the third playoff win of his career with a victory in New York's AFC Wild Card Playoff Game at Ind. (1/8)... Finished with 194 yards passing and three touchdowns (127.3 rtg.) in the Jets' AFC Divisional Playoff Game at NE (1/16)... Achieved a passer rating of 102.2 after throwing for 233 yards and two touchdowns in New York's AFC Championship Game at Pit. (1/23).

**2009:** Selected by N.Y. Jets in the first round (5th overall) of the 2009 NFL Draft, Sanchez set rookie records for passing yards (2,444) and completions (196)... Started 15 regular-season games, completing 196-of-364 passes (53.8%) for 2,444 yards with 12 touchdowns and 20 interceptions (63.0 rtg.) in addition to rushing for

three touchdowns... Opened three postseason contests—all on the road—and finished with 41 completions on 68 attempts for 539 yards with four touchdowns and two interceptions (92.7 rtg.)... Became the first rookie quarterback in team history to start the team's opener at Hou. (9/13)... Named Offensive Rookie of the Month for September after becoming the first rookie quarterback since Greg Cook (Cin.) in 1969 to start and win his team's first three games of the season... Won his postseason debut in the Jets' AFC Wild Card Playoff Game at Cin. (1/9), completing 12-of-15 passes (80.0%) for 182 yards with one touchdown (139.4 rtg.)... Led the Jets to a second consecutive road playoff victory in New York's AFC Divisional Playoff Game at S.D. (1/17)... Threw for 257 yards with two touchdowns on 17-of-30 passing (56.7 pct. / 93.3 rtg.) in the Jets' AFC Championship Game at Ind. (1/24).

**COLLEGE:** Sanchez appeared in 27 games (16 starts) at the University of Southern California, completing 64.3 percent of his passes for 3,965 yards and 41 touchdowns... Started all 13 games as a junior in 2008, completing 65.5 percent of his passes for a Pac-10 Conference-leading 3,207 yards and 34 touchdowns... Earned first-team All-Pac-10 honors in addition to being named a finalist for the Manning Award (nation's top QB after Bowl Season) and a semi-finalist for the Davey O'Brien Award and Maxwell Award.

**PERSONAL:** Sanchez attended Mission Viejo (Calif.) High School as a junior and senior and posted a 27-1 record as a starter... Named 2004 Parade Player of the Year and SuperPrep Player of the Year in addition to earning All-American honors from several publications... Garnered All-South Coast League Co-Offensive MVP honors and led Mission Viejo to a CIF Division II championship as a senior in 2004 after completing 61.6 percent of his passes for 2,441 and 24 touchdowns... Played basketball and baseball at Mission Viejo, winning the California state championship in basketball his junior year... Partnered with many different charitable organizations and outreach programs during his NFL career, including Hurricane Sandy relief efforts in New York, the Hollenbeck Youth Center and the Inner-City Games in Los Angeles, the Children's Hospital of Orange County (CHOC) and the Children's Hospital of Philadelphia (CHOP)... Fluent in Spanish... Mark Sanchez was born on Nov. 11, 1986, in Mission Viejo, Calif.

### SANCHEZ'S REGULAR SEASON RECORD

PASSING															
Year	Club	G	S	Att.	Comp.	Pct.	Yds.	Yds./Att.	TD	% Int.	% LG	Sack/Yds.	Rtg.		
2009	New York Jets	15	15	364	196	53.8	2,444	6.7	12	3.3	20	5.5	65t	26/195	63.0
2010	New York Jets	16	16	507	278	54.8	3,291	6.5	17	3.4	13	2.6	74t	27/171	75.3
2011	New York Jets	16	16	543	308	56.7	3,474	6.4	26	4.8	18	3.3	74	39/243	78.2
2012	New York Jets	15	15	453	246	54.3	2,883	6.4	14	4.5	11	3.6	66	34/209	66.9
2013	New York Jets						INJURED RESERVE								
2014	Philadelphia	9	8	309	198	64.1	2,418	7.8	14	4.5	11	3.6	72	23/151	88.4
2015	Philadelphia	4	2	91	59	64.8	616	6.8	4	4.4	4	4.4	43	9/54	80.7
CAREER TOTALS		75	72	2,267	1,285	56.7	15,126	6.7	86	3.8	84	3.7	74t	158/1,023	74.3

Year	Club	Att.	RUSHING				TD	TD	TDr	SCORING			2pt	Pts.
			Yds	Avg.	LG	Tdp				TDt	TDt			
2009	New York Jets	36	106	2.9	14t	3	15	3	12	0	0	90		
2010	New York Jets	30	105	3.5	20	3	20	3	17	0	0	120		
2011	New York Jets	37	103	2.8	25	6	32	6	26	0	0	192		
2012	New York Jets	22	28	1.3	8	0	14	0	14	0	0	84		
2013	New York Jets						INJURED RESERVE							
2014	Philadelphia	34	87	2.6	15	1	15	1	14	0	0	90		
2015	Philadelphia	6	22	3.7	11	0	4	0	4	0	0	24		
CAREER TOTALS		165	451	2.7	25	13	99	13	86	0	0	594		

**ADDITIONAL STATISTICS:** Fumble recoveries — 2009 (2), 2010 (3), 2011 (1), 2012 (3), 2014 (3), TOTAL (12).

### SANCHEZ'S POSTSEASON SEASON RECORD

PASSING															
Year	Club	G	S	Att.	Comp.	Pct.	Yds.	Yds./Att.	TD	% Int.	% LG	Sack/Yds.	Rtg.		
2009	New York Jets	3	3	68	41	60.3	539	7.9	4	5.9	2	2.9	80t	1/7 92.7	
2010	New York Jets	3	3	89	54	60.7	616	6.9	5	5.6	1	1.1	58t	3/19 95.5	
CAREER TOTALS		6	6	157	95	60.5	1,155	7.4	9	5.7	3	1.9	80t	4/26 94.3	

Year	Club	Att.	Yds.	Avg.	LG	TD	RUSHING		TD	TDr	SCORING		2pt	Pts.
							Yds.	Yds./Att.			Tdp	Tdrt		
2009	New York Jets	6	-2	-0.3	2	0	4	0	4	0	4	0	0	24
2010	New York Jets	5	11	2.2	6	0	5	0	5	0	5	0	0	30
<b>CAREER TOTALS</b>		<b>11</b>	<b>9</b>	<b>0.8</b>	<b>6</b>	<b>0</b>	<b>9</b>	<b>0</b>	<b>9</b>	<b>0</b>	<b>9</b>	<b>0</b>	<b>0</b>	<b>54</b>

**ADDITIONAL STATISTICS:** Fumble recoveries — 2010 (1), TOTAL (1).

### SANCHEZ'S SINGLE GAME HIGHS

(Postseason in parentheses)

**Pass attempts** — 59 vs. New York Giants, 12/24/11 (33 at Pittsburgh, 1/23/11). **Pass completions** — 37 at Washington, 12/20/14 (20 at Pittsburgh, 1/23/11). **Passing yards** — 374 at Washington, 12/20/14 (257 at Indianapolis, 1/24/10). **Longest pass completion** — 74, twice, last at Oakland, 9/25/11 (80t at Indianapolis, 1/24/10). **Touchdown passes** — 4 vs. Buffalo, 11/27/11 (3 at New England, 1/16/11). **Total Touchdowns** — 4, twice, last vs. Kansas City, 12/11/11 (3 at New England, 1/16/11). **Passer rating (min. 10 attempts)** — 124.3 vs. New England, 9/19/10 (139.4 at Cincinnati, 1/9/10). **Rushing attempts** — 7, twice, last at New York Giants, 12/28/14 (3, twice, last at Pittsburgh, 1/23/11). **Rushing yards** — 29 vs. Jacksonville, 9/18/11 (6 at Pittsburgh, 1/23/11). **Longest rush** — 25 vs. San Diego, 10/23/11 (6, twice, last at Pittsburgh, 1/23/11).

# MARK SANCHEZ'S CAREER GAME-BY-GAME

(Victories asterisked)

2009 N.Y. JETS (9-7)		PASSING									RUSHING					
Opponent	P/S	Att.	Comp.	Yds.	Pct.	TD	INT	LG	S/Yds.	Rtg.	Att.	Yds.	Avg.	LG	TD	
at Hou. (9/13)*	S	31	18	272	58.1	1	1	40	0/0	84.3	5	6	1.2	7	0	
vs. N.E. (9/20)*	S	22	14	163	63.6	1	0	45	2/26	101.1	2	-2	-1	-1	0	
vs. Ten. (9/27)*	S	30	17	171	56.7	2	1	46	3/25	81.4	4	10	2.5	14t	1	
at N.O. (10/4)	S	27	14	138	51.9	0	3	27	4/26	27	4	24	6	12	0	
at Mia. (10/12)	S	24	12	172	50	1	0	53	1/1	87.5	2	6	3	4	0	
vs. Buf. (10/18)	S	29	10	119	34.5	0	5	33	2/23	8.3	1	6	6	6	0	
at Oak. (10/25)*	S	16	9	143	56.3	1	0	35t	1/12	107	2	4	2	3t	1	
vs. Mia. (11/1)	S	35	20	265	57.1	2	0	53	2/14	100.3	4	6	1.5	4	1	
vs. Jac. (11/15)	S	30	16	212	53.3	1	2	41	0/0	59.3	0	0	-	-	0	
at N.E. (11/22)	S	21	8	136	38.1	1	4	33	2/14	37.1	1	2	2	2	0	
vs. Car. (11/29)*	S	17	13	154	76.5	0	1	26	3/10	79	3	27	9	12	0	
at Buf. (12/3)*	S	15	7	104	46.7	1	0	45	2/18	92.1	1	8	8	8	0	
at T.B. (12/13)*				INACTIVE												
vs. Atl. (12/20)	S	32	18	226	56.3	1	3	65t	2/11	49.7	3	7	2.3	4	0	
at Ind. (12/27)*	S	19	12	106	63.2	0	0	16	2/15	78	2	0	0	1	0	
vs. Cin. (1/3)*	S	16	8	63	50	0	0	14	0/0	60.2	2	2	1	1	0	
Season Totals	15/15	364	196	2444	53.8	12	20	65t	26/195	63	36	106	2.9	14t	3	
at Cin. (1/9)*§	S	15	12	182	80	1	0	45t	0/0	139.4	3	-2	-0.7	0	0	
at S.D. (1/17)*†	S	23	12	100	52.2	1	1	21	1/7	60.1	1	-1	-1	-1	0	
at Ind. (1/24)*‡	S	30	17	257	56.7	2	1	80t	0/0	93.3	2	1	0.5	2	0	
Postseason Totals	3/3	68	41	539	60.3	4	2	80t	1/7	92.7	6	-2	-0.3	2	0	
SACF Wild Card Game: †AFC Divisional Game: ‡AFC Championship Game																

\$AFC Wild Card Game; †AFC Divisional Playoff Game; #AFC Championship Game

2010 N.Y. JETS (11-5)		PASSING									RUSHING					
Opponent	P/S	Att.	Comp.	Yds.	Pct.	TD	INT	LG	S/Yds.	Rtg.	Att.	Yds.	Avg.	LG	TD	
vs. Bal. (9/13)	S	21	10	74	47.6	0	0	13	2/14	56.4	2	5	2.5	6	0	
vs. N.E. (9/19)*	S	30	21	220	70.0	3	0	39	3/20	124.3	4	2	0.5	3	0	
at Mia. (9/26)*	S	28	15	256	53.6	3	0	67t	0/0	120.5	1	-1	-1	-1	0	
at Buf. (10/3)*	S	24	14	161	58.3	2	0	41t	0/0	106.4	1	0	0	0	0	
vs. Min. (10/11)*	S	44	21	191	47.7	0	0	31	2/18	59.9	0	0	—	—	0	
at Den. (10/17)*	S	30	17	198	56.7	1	2	41	2/8	60.1	1	-1	-1	-1	0	
vs. G.B. (10/31)	S	38	16	256	42.1	0	2	49	2/15	43.3	2	22	11	20	0	
at Det. (11/7)*	S	39	22	336	56.4	1	1	74t	1/9	82.9	3	1	0.3	1t	1	
at Cle. (11/14)*	S	44	27	299	61.4	2	1	37t	2/15	87.2	2	4	2	3	1	
vs. Hou. (11/21)*	S	38	22	315	57.9	3	1	42	3/17	100.2	2	22	11	12	0	
vs. Cin. (11/25)*	S	28	16	166	57.1	1	1	23	2/17	71.4	3	-4	-1.3	-1	0	
at N.E. (12/6)	S	33	17	164	51.5	0	3	24	1/15	27.8	4	20	5	11	0	
vs. Mia. (12/12)	S	44	17	216	38.6	0	1	42	6/23	45.3	2	20	10	14	0	
at Pit. (12/19)*	S	29	19	170	65.5	0	0	38	1/0	81.1	3	15	5	7t	1	
at Chi. (12/26)	S	37	24	269	64.9	1	1	26	0/0	84.2	0	0	—	—	0	
vs. Buf. (1/2)*	S	0	0	0	—	0	0	—	0/0	—	0	0	—	—	0	
Season Totals	16/16	507	278	3,291	54.8	17	13	74t	27/171	75.3	30	105	3.5	20	3	
at Ind. (1/8)*\$	S	31	18	189	58.1	0	1	24	1/5	62.4	1	6	6	6		
at N.E. (1/16)*†	S	25	16	194	64.0	3	0	58	0/0	127.3	1	-1	-1	-1	0	
at Pit. (1/23)*‡	S	33	20	233	60.6	2	0	45t	2/14	102.2	3	6	2	6	0	
Postseason Totals	3/3	89	54	616	60.7	5	1	58	3/19	95.5	5	11	2.2	6	0	
SAFC Wild Card Game; †AFC Divisional Playoff Game; ‡AFC Championship Game																

\$AFC Wild Card Game; †AFC Divisional Playoff Game; #AFC Championship Game

2011 N.Y. JETS (8-8)		PASSING										RUSHING					
Opponent	P/S	Att.	Comp.	Yds.	Pct.	TD	INT	LG	S/Yds.	Rtg.	Att.	Yds.	Avg.	LG	TD		
vs. Dal. (9/11)*	S	44	26	335	59.1	2	1	33	4/20	88.7	1	3	3.0	3	0		
vs. Jac. (9/18)*	S	24	17	182	70.8	2	2	37	1/0	85.8	3	29	9.7	17	0		
at Oak. (9/25)	S	44	27	369	61.4	2	1	74	4/30	93.8	2	2	1.0	1t	1		
at Bal. (10/2)	S	35	11	119	31.4	0	1	30	2/7	30.5	3	3	1.0	3	0		
at N.E. (10/9)	S	26	16	166	61.5	2	0	22	2/8	105.6	0	0	—	—	0		
vs. Mia. (10/17)*	S	25	14	201	56.0	1	0	38t	1/7	95.6	1	5	5.0	5t	1		
vs. S.D. (10/23)*	S	33	18	173	54.5	3	1	34	2/17	87.1	3	25	8.3	25	0		
at Buf. (11/6)*	S	28	20	230	71.4	1	1	24	1/8	92.9	4	-3	-0.8	0	0		
vs. N.E. (11/13)	S	39	20	306	51.3	1	2	38	5/38	64.7	5	11	2.2	4	1		
at Den. (11/17)	S	40	24	252	60.0	0	1	30	3/17	67.9	1	0	0.0	0	0		
vs. Buf. (11/27)*	S	35	17	180	48.6	4	1	22	0/0	90.2	2	5	2.5	3	0		
at Was. (12/4)*	S	32	19	165	59.4	1	0	30t	0/0	83.5	3	1	0.3	3	0		
vs. K.C. (12/11)*	S	21	13	181	61.9	2	0	36	3/26	121.3	2	4	2.0	3t	2		
at Phi. (12/18)	S	26	15	150	57.7	2	2	41	4/30	67.8	2	3	1.5	2	0		
vs. NYG (12/24)	S	59	30	258	50.8	1	2	15	5/32	54.2	4	13	3.3	11	1		
at Mia. (1/1)	S	32	21	207	65.6	2	3	30	2/3	65.5	1	2	2.0	2	0		
Season Totals	16/16	543	308	3,474	56.7	26	18	74	39/243	78.2	37	103	2.8	25	0		



2012 N.Y. JETS (6-10)										PASSING					RUSHING				
Opponent	P/S	Att.	Comp.	Yds.	Pct.	TD	INT	LG	S/Yds.	Rtg.	Att.	Yds.	Avg.	LG	TD				
vs. Buf. (9/9)*	S	27	19	266	70.4	3	1	33t	0/0	123.4	0	0	—	—	0				
at Pit. (9/16)	S	27	10	138	37.0	1	0	45	2/9	66.6	0	0	—	—	0				
at Mia. (9/23)*	S	45	21	306	46.7	1	2	66	1/6	58.2	1	4	4.0	4	0				
vs. S.F. (9/30)	S	29	13	103	44.8	0	1	22	3/12	39.9	0	0	—	—	0				
vs. Hou. (10/8)	S	31	14	230	45.2	1	2	36	3/13	54.5	2	1	0.5	1	0				
vs. Ind. (10/14)*	S	18	11	82	61.1	2	0	12	1/6	109	1	-1	-1.0	-1	0				
at N.E. (10/21)	S	41	28	328	68.3	1	1	26	4/31	90.3	1	0	0.0	0	0				
vs. Mia. (10/28)	S	54	28	283	51.9	1	1	23	4/25	65.6	1	6	6.0	6	0				
at Sea. (11/11)	S	22	9	124	40.9	0	1	43	3/31	40.7	0	0	—	—	0				
at Stl. (11/18)*	S	20	15	178	75.0	1	0	32	3/12	118.3	4	-2	-0.5	8	0				
vs. N.E. (11/22)	S	36	26	301	72.2	1	1	39	2/15	94.8	2	2	1.0	1	0				
vs. Ari. (12/2)*	S	21	10	97	47.6	0	3	24	3/14	21.4	1	2	2.0	2	0				
at Jac. (12/9)*	S	19	12	111	63.2	0	0	37	1/7	79.1	3	11	3.7	8	0				
at Ten. (12/17)	S	28	13	131	46.4	1	4	22	3/22	32.6	4	6	1.5	3	0				
vs. S.D. (12/23)					INACTIVE														
at Buf. (12/30)	S	35	17	205	48.6	0	1	40	1/6	55.1	2	-1	-0.5	0	0				
Season Totals	15/15	453	246	2,883	54.3	13	18	66	34/209	66.9	22	28	1.3	8	0				

2013 N.Y. JETS (8-8)										PASSING					RUSHING				
Opponent	P/S	Att.	Comp.	Yds.	Pct.	TD	INT	LG	S/Yds.	Rtg.	Att.	Yds.	Avg.	LG	TD				
PLACED ON INJURED RESERVE ON Sep. 14																			
Season Totals	0/0	0	0	0	—	0	0	0	0/0	—	0	0	—	0	0				

2014 PHILADELPHIA (10-)										PASSING					RUSHING				
Opponent	P/S	Att.	Comp.	Yds.	Pct.	TD	INT	LG	S/Yds.	Rtg.	Att.	Yds.	Avg.	LG	TD				
Games 1-7														DID NOT PLAY					
at Hou. (11/2)*	P	22	15	202	68.2	2	2	52	2/13	89.6	5	5	1.0	3	0				
vs. Car. (11/10)*	S	37	20	332	54.1	2	0	37	1/4	102.5	2	-1	-0.5	0	0				
at G.B. (11/16)	S	44	26	346	59.1	2	2	40	3/26	80.3	3	0	0.0	0	0				
vs. Ten. (11/23)*	S	43	30	307	69.8	1	2	24	2/9	78.3	4	4	1.0	6	0				
at Dal. (11/27)*	S	29	20	217	69.9	1	0	58	1/9	102.2	7	28	4.0	13	1				
vs. Sea. (12/7)	S	20	10	96	50.0	2	1	35t	3/14	76.3	1	7	7.0	7	0				
vs. Dal. (12/14)	S	28	17	252	60.7	0	2	72	4/33	60.4	0	0	—	—	0				
at Wash. (12/20)	S	50	37	374	74.0	2	1	26	3/13	99.9	5	22	4.4	6	0				
at NYG (12/28)*	S	36	23	292	63.9	2	1	44t	4/30	96.1	7	22	3.1	15	0				
Season Totals	9/8	309	198	2,418	64.1	14	11	72	23/151	88.4	34	87	2.6	15	0				

2015 PHILADELPHIA (7-9)										PASSING					RUSHING				
Opponent	P/S	Att.	Comp.	Yds.	Pct.	TD	INT	LG	S/Yds.	Rtg.	Att.	Yds.	Avg.	LG	TD				
Games 1-9														DID NOT PLAY					
vs. Mia. (11/15)	P	23	14	156	60.9	0	1	20	0/0	63.0	2	4	2.0	2	0				
vs. T.B. (11/22)	S	41	26	261	63.4	2	3	39t	3/14	67.2	2	14	7.0	11	0				
at Det. (11/26)	S	27	19	199	70.4	2	0	43	6/40	116.1	2	4	2.0	5	0				
at N.E. (12/6)*														DID NOT PLAY					
vs. Buf. (12/13)*														DID NOT PLAY					
vs. Ari. (12/20)	P	0	0	0	—	0	0	0	0/0	—	0	0	—	—	0				
vs. Was. (12/26)														DID NOT PLAY					
at NYG (1/3)*														DID NOT PLAY					
Season Totals	4/2	91	59	616	64.8	4	4	43	9/54	80.7	6	22	3.7	11	0				



## EMMANUEL SANDERS

10

WIDE RECEIVER

5-11 • 180 • 7TH YR. • SOUTHERN METHODIST

BORN: March 17, 1987, in Bellville, Texas

HIGH SCHOOL: Bellville (Texas) High School

ACQUIRED: Unrestricted Free Agent (Pittsburgh), 2014

NFL YEAR: 7th • YEAR WITH BRONCOS: 3rd

NFL GAMES PLAYED/STARTED: 87/49 • POSTSEASON GP/GS: 8/4



### SANDERS AT A GLANCE:

- A seventh-year wide receiver who saw action in 87 regular-season games (49 starts) and eight postseason contests (4 starts) during his first six NFL seasons with Pittsburgh (2010-13) and Denver (2014-15), totaling 338 receptions for 4,568 yards (13.5 avg.) with 26 touchdowns during that span.
- Recorded consecutive 1,000-yard seasons during his first two years with Denver (2014-15),

### 10s TROPHY CASE

Pro Bowls (1) ..... 2014

totaling 11 100-yard receiving games, 15 touchdowns and 26 catches of 25-plus yards.

- Finished second on the Broncos with 76 receptions for 1,135 yards (14.9 avg.) and six touchdowns in the 2015 regular season in addition to ranking second among all NFL players with 230 yards on 16 catches in the postseason.
- Earned his first career Pro Bowl selection following his initial season with the Broncos in 2014 after ranking fifth in the NFL in receptions (101) and receiving yards (1,404)—figures that ranked fifth and fourth, respectively, in league history among players with a new team.
- Combined with teammate Demaryius Thomas (111-1,619) to record the most receiving yards (3,023) and tie for the most receptions (212) by an offensive tandem in the NFL in 2014—marking the second time a pair of Broncos teammates posted 100-plus receptions in the same season.
- Owns 1,070 career kickoff return yards on 44 attempts (24.3 avg.) and is one of just four NFL players since he entered the league in 2010 to post at least 3,000 yards receiving and 1,000 yards on kickoff returns.
- Named AFC Special Teams Player of the Week during his rookie season in 2010 after posting two kickoff returns of 35-plus yards, including a 37-yarder that set up the Steelers' game-winning field goal at Miami (10/24/10).
- Finished his collegiate career at Southern Methodist University as the school's all-time leader in career receptions (235), receiving yards (3,791), receiving touchdowns (34) and 100-yard receiving games (16).
- Joined the Broncos as an unrestricted free agent (Pittsburgh) on March 16, 2014.
- Selected by Pittsburgh in the third round (82nd overall) of the 2010 NFL Draft.

**CAREER TRANSACTIONS:** Signed by Pittsburgh as a draft choice 6/14/10; Signed by Denver as an unrestricted free agent 3/16/14.



**2015:** Sanders recorded his second consecutive 1,000-yard season, finishing with 76 receptions for 1,135 yards (14.9 avg.) with six touchdowns in addition to returning 17 punts for 103 yards (6.1 avg.)... Posted 16 catches for 230 yards (14.4 avg.) in Denver's three postseason contests... Recorded his first 100-yard game (9-11) of the season at Oak. (10/11)... Scored on a career-long 75-yard reception and finished with four catches for 109 yards (27.3) at Cle. (10/18)... Caught six passes for 90 yards (15.0 avg.) with a 64-yard touchdown reception at Ind. (11/8), making him the ninth Bronco with multiple 60-plus yard scores in a season... Set a career-high with 181 receiving yards (10-181) at Pit. (12/20), with his 205 yards from scrimmage (181 rec., 24 rush) representing the 25th time in team history a Broncos player topped 200 yards of offense... Caught five passes for 85 yards (17.0 avg.) in Denver's AFC Divisional Playoff Game vs. Pit. (1/17)... Posted five catches for a team-high 62 yards (12.4 avg.) in Denver's AFC Championship Game vs. N.E. (1/24)... Posted a game-high six catches for 83 yards (13.8 avg.) in Denver's Super Bowl 50 victory vs. Car. (2/7).

**2014:** Sanders started all 16 games and earned his first career Pro Bowl selection after setting career-highs in receptions (101), receiving yards (1,404) and touchdowns (9)... Recorded 16 catches of 25-plus yards, the second-best mark in the NFL in 2014... Ranked fourth and fifth, respectively, in NFL history for receiving yardage and reception totals for players in their first year with a new team... Combined with Demaryius Thomas (111) to become just the second 100-catch duo in franchise history (Rod Smith/Ed McCaffrey, 2000)... Registered seven 100-yard receiving games... Notched his first career 100-yard game vs. K.C. (9/14)... Had 11 receptions for 149 yards at Sea. (9/21) with eight of those receptions converting for first downs... Hauled in his first touchdown as a Bronco vs. S.F. (10/19)... Totaled nine receptions for 120 yards (13.3 avg.) and a career-high three touchdowns, which tied a team record, vs. S.D. (10/23)... Posted his fifth 100-yard receiving game of the season (10 rec. for a career-high 151 yds.) at N.E. (11/2) to become just the third Bronco (WR Rod Smith, 2000; WR Brandon Lloyd, 2010) to record at least five 100-yard receiving games through the team's first eight contests... Recorded his second career multi-touchdown game (5-67, 2 TDs) and his second such performance in three games at Oak. (11/9)... Notched his sixth 100-yard receiving game (5-102) before leaving the game with a concussion sustained in the third quarter at Stl. (11/16)... Made his first career postseason start in the AFC Divisional Playoff Game vs. Ind. (1/11) and finished with seven catches for 46 yards (6.6 avg.).

**2013:** Sanders played all 16 games for the second consecutive season and started 10 contests while finishing with 67 receptions, 740 receiving yards and six touchdowns... Totaled four catches of 40-plus yards,

#### SANDERS AMONG NFL RECEIVING LEADERS IN 2014

##### MOST RECEPTIONS, NFL, 2014

Player	Team	No.
1. Antonio Brown	Pit.	129
2. Demaryius Thomas	Den.	111
3. Julio Jones	Atl.	104
4. Matt Forte	Chi.	102
5. Emmanuel Sanders	Den.	101

##### MOST RECEIVING YARDS, NFL, 2014

Player	Team	No.
1. Antonio Brown	Pit.	1,698
2. Demaryius Thomas	Den.	1,619
3. Julio Jones	Atl.	1,593
4. Jordy Nelson	G.B.	1,519
5. Emmanuel Sanders	Den.	1,404

## SANDERS A KEY ADDITION IN 2014

### MOST REC. YDS. WITH A NEW TEAM, NFL HISTORY

	Player	Year	No.
1.	Brandon Marshall, Chi.	2012	1,508
2.	Randy Moss, N.E.	2007	1,493
3.	Santana Moss, Was.	2005	1,483
4.	<b>Emmanuel Sanders, Den.</b>	<b>2014</b>	<b>1,404</b>
5.	Henry Ellard, Was.	1994	1,397

### MOST REC. WITH A NEW TEAM, NFL HISTORY

	Player	Year	No.
1.	Brandon Marshall, Chi.	2012	118
2.	Randy Moss, N.E.	2007	112
3.	Terance Mathis, Atl.	1994	111
4.	Eric Metcalf, Atl.	1995	104
5.	<b>Emmanuel Sanders, Den.</b>	<b>2014</b>	<b>101</b>

including a career-long 55-yard touchdown reception at NYJ (10/13)... Returned 10 kickoffs for 268 yards (26.8 avg.)... Made seven catches in the Steelers' regular-season opener vs. Ten. (9/8) to surpass 100 career receptions... Ran for a two-point conversion at Oak. (10/27)... Caught a touchdown in three consecutive contests (Games 11-13).

**2012:** Sanders appeared in all 16 regular-season games for the Steelers and registered 44 receptions for 626 yards (14.2 avg.) with one touchdown... Converted first downs on 15-of-18 third-down catches... Added nine punt returns for 93 yards (10.3 avg.) on special teams.

**2011:** Sanders saw action in 11 regular-season games and totaled 22 catches for 288 yards (13.1 avg.) with two touchdowns... Missed five games with knee and foot injuries... Led the Steelers with six receptions for 81 yards (13.5 avg.) in Pittsburgh's AFC Wild Card Game at Den. (1/8).

**2010:** Selected by Pittsburgh in the third round (82nd overall) of the 2010 NFL Draft, Sanders played in 13 regular-season games (1 start) for the Steelers and finished his rookie season with 28 receptions for 376 yards (13.4 avg.) with two touchdowns... Served as the club's primary kickoff returner and totaled 628 yards on 25 returns (25.1 avg.)... Appeared in all three postseason contests for the Steelers and contributed seven catches for 91 yards (13.0 avg.)... Caught his first career touchdown pass vs. N.E. (11/14)... Started his first career game in Pittsburgh's regular-season finale at Cle. (1/2)... Contributed two catches for 17 yards (8.5 avg.) in Super Bowl XLV vs. G.B. (2/6) before leaving the game with a foot injury.

**COLLEGE:** Sanders finished his collegiate career as Southern Methodist University's all-time career leader in receptions (235), receiving yards (3,791), receiving touchdowns (34) and 100-yard receiving games (16) as he topped the 600-yard mark in all four seasons on campus... Named first-team All-Conference USA following his senior year when he set single-season school records with 98 catches for 1,339 yards (13.7 avg.) to go along with seven touchdowns.

**PERSONAL:** Sanders was an all-district running back, wide receiver and safety at Bellville (Texas) High School, where he was named Team MVP and Tri-County Offensive Player of the Year following his senior campaign... Emmanuel Sanders was born on March 17, 1987.

## SANDERS' REGULAR SEASON RECORD

Year	Club	G	S	RECEIVING					KICKOFF RETURNS					PUNT RETURNS					
				No.	Yds.	Avg.	LG	TD	No.	Yds.	Avg.	LG	TD	No.	FC	Yds.	Avg.	LG	TD
2010	Pittsburgh	13	1	28	376	13.4	35	2	25	628	25.1	48	0	4	1	60	15.0	38	0
2011	Pittsburgh	11	0	22	288	13.1	32	2	5	93	18.6	25	0	3	0	22	7.3	10	0
2012	Pittsburgh	16	7	44	626	14.2	37	1	1	27	27.0	27	0	9	9	93	10.3	63	0
2013	Pittsburgh	16	10	67	740	11.0	55	6	10	268	26.8	46	0	0	0	0	0.0	—	—
2014	Denver	16	16	101	1,404	13.9	48	9	3	54	18.0	22	0	1	1	11	11.0	11	0
2015	Denver	15	15	76	1,135	14.9	75	6	1	13	13.0	13	0	17	20	103	6.1	14	0
CAREER TOTALS	87	49	338	4,569	13.5	75	26	45	1,083	24.1	48	0	34	31	289	8.5	63	0	0
BRONCOS TOTALS	31	31	177	2,539	14.3	75	15	4	67	16.8	35	0	18	21	114	6.3	14	0	0

**ADDITIONAL STATISTICS:** Special-teams tackles — 2010 (12), 2011 (2), TOTAL (14). Miscellaneous Tackles — 2014 (1), 2015 (2), TOTAL (3). Special-teams fumbles — 2010 (1 FF), 2011 (1 FR), TOTAL (1 FF, 1 FR). Rushing — 2012 (1 for 4 yds.), 2013 (1 for 25 yds.), 2014 (8 for 44 yds.), 2015 (3 for 29 yds.), TOTAL (13 for 102 yds., 7.8 avg., 25 LG). Completed a 15-yard pass vs. Seattle (9/18/11). Sacked for a loss of seven yards on a pass attempt vs. Washington (10/28/12). Ran for a two-point conversion at Oakland (10/27/13).

## SANDERS' POSTSEASON RECORD

Year	Club	G	S	RECEIVING				KICKOFF RETURNS				PUNT RETURNS			
				No.	Yds.	Avg.	LG	TD	No.	Yds.	Avg.	LG	TD	No.	FC
2010	Pittsburgh	3	0	7	91	13.0	12	0	0	0	0.0	—	0	0	0
2011	Pittsburgh	1	0	6	81	13.5	18	0	0	0	0.0	—	0	0	0
2014	Denver	1	1	7	46	6.6	17	0	0	0	0.0	—	0	0	0
2015	Denver	3	3	16	230	14.4	34	0	0	0	0.0	—	0	0	0
<b>CAREER TOTALS</b>	<b>8</b>	<b>4</b>	<b>36</b>	<b>448</b>	<b>12.4</b>	<b>34</b>	<b>0</b>	<b>0</b>	<b>0</b>	<b>0</b>	<b>0.0</b>	<b>—</b>	<b>0</b>	<b>0</b>	<b>0</b>

**ADDITIONAL STATISTICS:** Special-teams tackles — 2010 (5), TOTAL (5). Miscellaneous Tackles—2015 (1), TOTAL (1).

## SANDERS' SINGLE-GAME HIGHS

(Postseason in parentheses)

**Receptions** — 11 at Seattle, 9/21/14 (7 vs. Indianapolis, 1/11/15). **Receiving yards** — 181 at Pittsburgh, 12/20/15 (85 vs. Pittsburgh, 1/17/16). **Longest reception** — 75 at Cleveland, 10/18/15 (34 vs. Pittsburgh, 1/17/16). **Receiving touchdowns** — 3 vs. San Diego, 10/23/14 (none). **Kick returns** — 6 vs. New England, 11/14/10 (none). **Kick return yards** — 156 vs. New England, 11/14/10 (none). **Longest kick return** — 48 at Miami, 10/24/10 (none). **Punt returns** — 3, four times, last vs. Baltimore, 9/13/15 (none). **Punt return yards** — 76 at N.Y. Giants, 11/4/12 (none). **Longest punt return** — 63 at N.Y. Giants, 11/4/12 (none).

**SANDERS' 100-YARD RECEIVING GAMES (11)**

*\*denotes win (Sanders' teams are 7-4 when he records 100 or more yards receiving in a game.)*

Date	Opponent	No.	Yds.	Avg.	LG	TD
9/14/14	vs. Kansas City*	8	108	13.5	48	0
9/21/14	at Seattle	11	149	13.5	42	0
10/5/14	vs. Arizona*	7	101	14.4	30	0
10/23/14	vs. San Diego*	9	120	13.3	38	3
11/2/14	at New England	10	151	15.1	28	0
11/16/14	at St. Louis	5	102	20.4	42t	1
11/23/14	vs. Miami*	9	125	13.9	35	0
10/11/15	at Oakland*	9	111	12.3	45	0
10/18/15	at Cleveland*	4	109	27.3	75t	1
11/29/15	vs. New England*	6	113	18.8	39	0
12/20/15	at Pittsburgh	10	181	18.1	61t	1

**EMMANUEL SANDERS' CAREER GAME-BY-GAME**

*(Victories asterisked)*

2010 PITTSBURGH (12-4)			RECEIVING					KICK RETURNS					PUNT RETURNS					
Date	Opponent	P/S	No.	Yds.	Avg.	LG	TD	No.	Yds.	Avg.	LG	TD	No.	FC	Yds.	Avg.	LG	TD
Sep 12	vs. Atlanta*	P	0					1	23	23.0	23	0	0	0	0	0.0		0
Games 2-4																		
Oct 17	vs. Cleveland*	P	2	37	18.5	22	0	2	38	19.0	21	0	0	0	0	0.0	—	0
Oct 24	at Miami*	P	1	18	18.0	18	0	5	144	28.8	48	0	0	0	0	0.0	—	0
Oct 31	at New Orleans	P	1	21	21.0	21	0	3	98	32.7	41	0	1	0	38	38.0	38	0
Nov 8	at Cincinnati*	P	0	0	0.0	—	0	4	88	22.0	30	0	1	0	0	0.0	—	0
Nov 14	vs. New England	P	5	41	8.2	11	1	6	156	26.0	34	0	2	0	22	11.0	12	0
Nov 21	vs. Oakland*	P	2	35	17.5	22t	1	0	0	0.0	—	0	0	0	0	0.0	—	0
Nov 28	at Buffalo*	P	2	27	13.5	16	0	4	81	20.3	25	0	0	0	0	0.0	—	0
Dec 5	at Baltimore*	P	3	49	16.3	28	0	0	0	0.0	—	0	0	0	0	0.0	—	0
Dec 12	vs. Cincinnati*	P	0	0	0.0	—	0	0	0	0.0	—	0	0	0	0	0.0	—	0
Dec 19	vs. N.Y. Jets	P	7	78	11.1	29	0	0	0	0.0	—	0	0	0	0	0.0	—	0
Dec 23	vs. Carolina*	P	4	54	13.5	35	0	0	0	0.0	—	0	0	0	0	0.0	—	0
Jan 2	at Cleveland*	S	1	16	16.0	16	0	0	0	0.0	—	0	0	0	0	0.0	—	0

<b>Regular Season Totals</b>			<b>13/1</b>	<b>28</b>	<b>376</b>	<b>13.4</b>	<b>35</b>	<b>2</b>	<b>25</b>	<b>628</b>	<b>25.1</b>	<b>48</b>	<b>0</b>	<b>4</b>	<b>1</b>	<b>60</b>	<b>15.0</b>	<b>38</b>	<b>0</b>
Jan 15	vs. Baltimore*†	P	4	54	13.5	17	0	0	0	0.0	—	0	0	0	0	0	0.0	—	0
Jan 23	vs. N.Y. Jets*‡	P	1	20	20.0	20	0	0	0	0.0	—	0	0	0	0	0	0.0	—	0
Feb 6	vs. Green Bay*§	P	2	17	8.5	13	0	0	0	0.0	—	0	0	0	0	0	0.0	—	0

<b>Postseason Totals</b>			<b>3/0</b>	<b>7</b>	<b>91</b>	<b>13.0</b>	<b>12</b>	<b>0</b>	<b>0</b>	<b>0.0</b>	<b>—</b>	<b>0</b>	<b>0</b>	<b>0</b>	<b>0</b>	<b>0.0</b>	<b>—</b>	<b>0</b>
--------------------------	--	--	------------	----------	-----------	-------------	-----------	----------	----------	------------	----------	----------	----------	----------	----------	------------	----------	----------

†AFC Divisional Playoff Game; ‡AFC Championship Game; §Super Bowl XLV

Date	Opponent	P/S	No.	Yds.	Avg.	LG	TD	No.	Yds.	Avg.	LG	TD	No.	FC	Yds.	Avg.	LG	TD	
Sep 11	at Baltimore	P	2	20	10.0	11t	1	0	0	0.0	—	0	0	0	0	0.0	—	0	
Sep 18	vs. Seattle*	P	2	44	22.0	30	0	0	0	0.0	—	0	2	0	8	4.0	8	0	
Sep 25	at Indianapolis*	P	2	21	10.5	18	0	0	0	0.0	—	0	0	0	0	0.0	—	0	
Oct 2	at Houston	P	1	10	10.0	10	0	0	0	0.0	—	0	1	0	10	10.0	10	0	
Oct 9	vs. Tennessee*	P	0	0	0.0	—	0	0	0	0.0	—	0	0	0	0	0.0	—	0	
Oct 16	vs. Jacksonville*	P	1	32	32.0	32	0	0	0	0.0	—	0	0	0	0	0.0	—	0	
Oct 23	at Arizona*	P	5	46	9.2	20	1	0	0	0.0	—	0	0	0	0	0.0	—	0	
Oct 30	vs. New England	P	5	70	14.0	26	0	0	0	0.0	—	0	0	0	0	0.0	—	0	
Nov 6	vs. Baltimore	INACTIVE																	
Nov 13	at Cincinnati*	INACTIVE																	
Nov 27	at Kansas City*	P	2	25	12.5	13	0	4	77	19.3	25	0	0	0	0	0.0	—	0	
Dec 4	vs. Cincinnati*	P	1	6	6.0	6	0	1	16	16.0	16	0	0	0	0	0.0	—	0	
Games 13-15																			
Jan 1	at Cleveland*	P	1	14	14.0	14	0	0	0	0.0	—	0	0	0	0	0.0	—	0	
Regular Season Totals			11/0	22	288	13.1	32	2	5	93	18.6	25	0	3	0	22	7.3	10	0
Jan 8	at Denver§	P	6	81	13.5	18	0	0	0	0.0	—	0	0	0	0	0.0	—	0	

<b>Postseason Totals</b>			<b>1/0</b>	<b>6</b>	<b>81</b>	<b>13.5</b>	<b>18</b>	<b>0</b>	<b>0</b>	<b>0.0</b>	<b>—</b>	<b>0</b>	<b>0</b>	<b>0</b>	<b>0</b>	<b>0.0</b>	<b>—</b>	<b>0</b>
--------------------------	--	--	------------	----------	-----------	-------------	-----------	----------	----------	------------	----------	----------	----------	----------	----------	------------	----------	----------

§AFC Wild Card Game

2012 PITTSBURGH (8-8)			RECEIVING					KICK RETURNS					PUNT RETURNS						
Date	Opponent	P/S	No.	Yds.	Avg.	LG	TD	No.	Yds.	Avg.	LG	TD	No.	FC	Yds.	Avg.	LG	TD	
Sep 9	at Denver	P	4	55	13.8	17	0	1	27	27.0	27	0	0	0	0	0.0	—	0	
Sep 16	vs. N.Y. Jets*	P	3	33	11.0	19	0	0	0	0.0	—	0	0	0	0	0.0	—	0	
Sep 23	at Oakland	P	3	33	11.0	21	0	0	0	0.0	—	0	0	0	0	0.0	—	0	
Oct 7	vs. Philadelphia*	P	3	22	7.3	12	0	0	0	0.0	—	0	0	0	0	0.0	—	0	
Oct 11	at Tennessee	P	4	43	10.8	22	0	0	0	0.0	—	0	0	0	0	0.0	—	0	
Oct 21	at Cincinnati*	S	2	40	20.0	31	0	0	0	0.0	—	0	0	0	0	0.0	—	0	
Oct 28	vs. Washington*	S	3	56	18.7	27	0	0	0	0.0	—	0	0	0	0	0.0	—	0	
Nov 4	at N.Y. Giants*	P	2	20	10.0	16	1	0	0	0.0	—	0	3	0	76	25.3	63	0	
Nov 12	vs. Kansas City*	S	2	30	15.0	31	0	0	0	0.0	—	0	0	0	0	0.0	—	0	
Nov 18	vs. Baltimore	S	3	82	27.3	37	0	0	0	0.0	—	0	3	3	12	4.0	7	0	
Nov 25	at Cleveland	S	5	75	15.0	27	0	0	0	0.0	—	0	3	6	5	1.7	8	0	
Dec 2	at Baltimore*	S	5	60	12.0	21	0	0	0	0.0	—	0	0	0	0	0.0	—	0	
Dec 9	vs. San Diego	S	2	36	18.0	31	0	0	0	0.0	—	0	0	0	0	0.0	—	0	
Dec 16	at Dallas	P	0	0	0.0	—	0	0	0	0.0	—	0	0	0	0	0.0	—	0	
Dec 23	vs. Cincinnati	P	1	13	13.0	13	0	0	0	0.0	—	0	0	0	0	0.0	—	0	
Dec 30	vs. Cleveland*	P	2	28	14.0	16	0	0	0	0.0	—	0	0	0	0	0.0	—	0	
Regular Season Totals			16/7	44	626	14.2	37	1	1	27	27.0	27	0	9	9	93	10.3	63	0

2013 PITTSBURGH (8-8)			RECEIVING					KICK RETURNS					PUNT RETURNS					
Date	Opponent	P/S	No.	Yds.	Avg.	LG	TD	No.	Yds.	Avg.	LG	TD	No.	FC	Yds.	Avg.	LG	TD
Sep 8	vs. Tennessee	S	7	57	8.1	20	0	0	0	0.0	—	0	0	0	0	0.0	—	0
Sep 16	at Cincinnati	S	5	78	15.6	43	0	0	0	0.0	—	0	0	0	0	0.0	—	0
Sep 22	vs. Chicago	S	4	39	9.8	22	0	0	0	0.0	—	0	0	0	0	0.0	—	0
Sep 29	at Minnesota	P	4	57	14.3	36	0	0	0	0.0	—	0	0	0	0	0.0	—	0
Oct 13	at N.Y. Jets*	P	3	70	23.3	55†	1	0	0	0.0	—	0	0	0	0	0.0	—	0
Oct 20	vs. Baltimore*	P	1	7	7.0	7	0	1	44	44.0	44	0	0	0	0	0.0	—	0
Oct 27	at Oakland	S	7	88	12.6	33	1	0	0	0.0	—	0	0	0	0	0.0	—	0
Nov 3	at New England	S	6	98	16.3	42	0	1	19	19.0	19	0	0	0	0	0.0	—	0
Nov 10	vs. Buffalo*	P	4	13	3.3	9	0	0	0	0.0	—	0	0	0	0	0.0	—	0
Nov 17	vs. Detroit*	S	1	2	2.0	2	0	0	0	0.0	—	0	0	0	0	0.0	—	0
Nov 24	at Cleveland*	S	6	52	8.7	14	1	0	0	0.0	—	0	0	0	0	0.0	—	0
Nov 28	at Baltimore	P	6	43	7.2	15	1	2	48	24.0	26	0	0	0	0	0.0	—	0
Dec 8	vs. Miami	S	4	65	16.3	21	1	5	103	20.6	26	0	0	0	0	0.0	—	0
Dec 15	vs. Cincinnati*	P	5	38	7.6	21	0	0	0	0.0	—	0	0	0	0	0.0	—	0
Dec 22	at Green Bay*	S	2	7	3.5	6	1	1	54	54.0	54	0	0	0	0	0.0	—	0
Dec 29	vs. Cleveland*	S	2	26	13.0	17	0	0	0	0.0	—	0	0	0	0	0.0	—	0
Regular Season Totals			16/10	67	740	11.0	55†	6	10	268	26.8	46	0	0	0	0.0	—	0

2014 DENVER (12-4)			RECEIVING					KICK RETURNS					PUNT RETURNS						
Date	Opponent	P/S	No.	Yds.	Avg.	LG	TD	No.	Yds.	Avg.	LG	TD	No.	FC	Yds.	Avg.	LG	TD	
Sep 7	Indianapolis*	S	6	77	12.8	40	0	0	0	0.0	—	0	0	0	0	0.0	—	0	
Sep 14	vs. Kansas City*	S	8	108	13.5	48	0	0	0	0.0	—	0	0	0	0	0.0	—	0	
Sep 21	at Seattle	S	11	149	13.5	42	0	1	22	22.0	22	0	0	0	0	0.0	—	0	
Oct 5	vs. Arizona*	S	7	101	14.4	30	0	0	0	0.0	—	0	0	0	0	0.0	—	0	
Oct 12	at N.Y. Jets*	S	3	38	12.7	20	0	0	0	0.0	—	0	0	0	0	0.0	—	0	
Oct 19	vs. San Francisco*	S	3	41	13.7	20	1	0	0	0.0	—	0	0	0	0	0.0	—	0	
Oct 23	vs. San Diego*	S	9	120	13.3	38	3	0	0	0.0	—	0	0	0	0	0.0	—	0	
Nov 2	at New England	S	10	151	15.1	28	0	1	13	13.0	13	0	0	0	0	0.0	—	0	
Nov 9	at Oakland*	S	5	67	13.4	32†	2	0	0	0.0	—	0	0	0	0	0.0	—	0	
Nov 16	at St. Louis	S	5	102	20.4	42†	1	0	0	0.0	—	0	0	0	0	0.0	—	0	
Nov 23	vs. Miami*	S	9	125	13.9	35	0	0	0	0.0	—	0	0	0	0	0.0	—	0	
Nov 30	at Kansas City*	S	6	73	12.2	23	0	0	0	0.0	—	0	0	0	0	0.0	—	0	
Dec 7	vs. Buffalo*	S	4	56	14.0	37	0	0	0	0.0	—	0	0	0	0	0.0	—	0	
Dec 14	at San Diego*	S	3	53	17.7	33	0	0	0	0.0	—	0	1	1	11	11.0	11	0	
Dec 22	at Cincinnati	S	6	70	11.7	33	2	1	19	19.0	19	0	0	0	0	0.0	—	0	
Dec 28	vs. Oakland*	S	6	73	12.2	31	0	0	0	0.0	—	0	0	0	0	0.0	—	0	
Regular Season Totals			16/16	101	1,404	13.9	48	9	3	54	18.0	22	0	1	1	11	11.0	11	0

Jan 11	vs. Indianapolis†	S	7	46	6.6	17	0	0	0	0.0	—	0	0	0	0	0.0	—	0
--------	-------------------	---	---	----	-----	----	---	---	---	-----	---	---	---	---	---	-----	---	---

**Postseason Totals**

			1/1	7	46	6.6	17	0	0	0	0.0	—	0	0	0	0	0.0	—	0
--	--	--	-----	---	----	-----	----	---	---	---	-----	---	---	---	---	---	-----	---	---

†AFC Divisional Playoff Game


2015 DENVER (12-4)			RECEIVING					PUNT RETURNS					SCORING		
Date	Opponent	P/S	No.	Yds.	Avg.	LG	TD	No.	Yds.	Avg.	LG	TD	2pt.	Pts.	
Sep 13	vs. Baltimore*	S	8	65	8.1	18	0	3	20	7.8	13	0	0	0	
Sep 17	at Kansas City*	S	8	87	10.9	19†	2	0	0	—	—	0	0	12	
Sep 27	at Detroit*	S	6	87	14.5	34	0	2	13	6.5	8	0	0	0	
Oct 4	vs. Minnesota*	S	3	68	22.7	43	0	1	2	2.0	2	0	0	0	
Oct 11	at Oakland*	S	9	111	12.3	45	0	1	2	4.0	4	0	0	0	
Oct 18	at Cleveland*	S	4	109	27.3	75†	1	2	19	9.5	11	0	0	6	
Nov 1	vs. Green Bay*	S	2	22	11.0	11	0	3	12	4.0	6	0	0	0	
Nov 8	at Indianapolis	S	6	90	15.0	64†	1	0	0	—	—	0	0	6	
Nov 15	vs. Kansas City	S	0	0	—	—	0	0	0	—	—	0	0	0	
Nov 22	at Chicago*	INACTIVE													
Nov 29	vs. New England*	S	6	113	18.8	39	0	2	16	8.0	14	0	0	0	
Dec 6	at San Diego*	S	3	19	6.3	9	0	0	0	—	—	0	0	0	
Dec 13	vs. Oakland	S	2	17	8.5	11	0	3	17	5.7	9	0	0	0	
Dec 20	at Pittsburgh	S	10	181	18.1	61†	1	0	0	—	—	0	0	6	
Dec 28	vs. Cincinnati*	S	4	67	16.8	35	1	0	0	—	—	0	0	6	
Jan 3	vs. San Diego*	S	5	99	19.8	46	0	0	0	—	—	0	0	0	
Season Totals			15/15	76	1,135	14.9	75†	6	17	103	6.1	14	0	0	36
Jan 17	vs. Pittsburgh*†	S	5	85	17.0	34	0	0	0	—	—	0	0	0	
Jan 24	vs. New England*#	S	5	62	12.4	34	0	0	0	—	—	0	0	0	
Feb 7	vs. Carolina*\$	S	6	83	13.8	25	0	0	0	—	—	0	0	0	
Postseason Totals			3/3	16	230	14.4	34	0	0	0	—	—	0	0	0

†AFC Divisional Playoff Game; #AFC Championship Game; \$Super Bowl 50

## WHAT IS THE ORIGIN OF THE NAME DENVER BRONCOS?

The name "Denver Broncos" was chosen from 500 entries in a name-the-team contest in January 1960. The name was suggested by Ward M. Vining of Lakewood. But the football team isn't the first Denver Broncos. Denver's 1921 entry in the Midwest Baseball League was also called the Broncos.





## MICHAEL SCHOFIELD

79

### OFFENSIVE TACKLE

6-6 • 301 • 3RD YR. • MICHIGAN

**BORN:** Nov. 15, 1990, in Orland Park, Ill.

**HIGH SCHOOL:** Carl Sandburgh High School, Orland Park, Ill.

**ACQUIRED:** Draft #3 (95th overall), 2014

**NFL YEAR:** 3rd • **YEAR WITH BRONCOS:** 3rd

**NFL GAMES PLAYED/STARTED:** 13/13 • **POSTSEASON GP/GS:** 3/3



### SCHOFIELD AT A GLANCE:

- A third-year offensive tackle who started all 13 regular-season games played and three post-season contests at right tackle for the Broncos in 2015 after spending his entire rookie season in 2014 on Denver's active roster.
- Appeared in all 52 possible games during his career at the University of Michigan, making 26 starts at right tackle and opening another 10 contests at left guard.
- Received second-team All-Big Ten Conference recognition from the *NFL Draft Report* in 2013 after starting all 13 games for Michigan and helping the team rank second in the league with just 17 sacks allowed on the season.
- Selected by the Broncos in the third round (95th overall) of the 2014 NFL Draft.

**CAREER TRANSACTIONS:** Signed by Denver as a draft choice 6/3/14.



**2015:** Schofield started all 13 regular-season games played and all three postseason contests at right tackle... Made his NFL debut and first start at right tackle vs. Min. (10/4).

**2014:** Selected by the Broncos in the third round (95th overall) of the 2014 NFL Draft, Schofield spent his entire rookie year on Denver's active roster but did not see any game action.

**COLLEGE:** Schofield appeared in all 52 possible games during his career at the University of Michigan, making 26 starts at right tackle and opening another 10 contests at left guard... Delivered 31 touchdown-resulting blocks for the Wolverines' rushing attack during his three seasons (2011-13) as a starter... Named second-team All-Big Ten Conference from *NFL Draft Report* after starting all 13 games at right tackle as senior and helping the Wolverines rank second in the Big Ten Conference with just 17 sacks allowed on the season... Posted 67 knockdowns and 10 touchdown-resulting blocks during his senior campaign... Started all 13 games at right tackle for the Wolverines his junior year and tallied 84 knockdowns to go along with 11 touchdown-resulting blocks... Opened 10-of-13 games at left guard his sophomore year for the Sugar Bowl-champion Wolverines... Blocked for a rushing offense that ranked second in the Big Ten (13th in the nation) with 221.9 yards per game and featured a pair of 1,000-yard rushers (Dennard Robinson and Fitzgerald Toussaint)... Appeared in all 13 games for Michigan as a redshirt freshman.

**PERSONAL:** Schofield attended Carl Sandburgh High School in Orland Park, Ill., where he was a three-year starter at offensive tackle... Allowed zero sacks as a senior team captain and was named the offense's most valuable player while also pacing the defense with 83 tackles... Majored in physical education at Michigan... Earned the Wolverines' Athletic Achievement Award during his redshirt season in 2009... Last name is pronounced SKO-field... Michael Ross Schofield III was born on Nov. 15, 1990, in Orland Park, Ill.

### SCHOFIELD'S REGULAR SEASON RECORD


Year	Club	G	S
2014	Denver	0	0
2015	Denver	13	13
<b>CAREER TOTALS</b>		<b>13</b>	<b>13</b>

### SCHOFIELD'S POSTSEASON RECORD

Year	Club	G	S
2015	Denver	3	3
<b>CAREER TOTALS</b>		<b>3</b>	<b>3</b>

### DID YOU KNOW?

The average temperature for the 576 home games in Broncos history—combined preseason, regular season and postseason through 2015—is 60.2 degrees Fahrenheit.



# TREVOR SIEMIAN

13

## QUARTERBACK



6-3 • 215 • 2ND YR. • NORTHWESTERN

BORN: Dec. 26, 1991, in Windermere, Fla.

HIGH SCHOOL: Olympia High School, Windermere, Fla.

ACQUIRED: Draft #7a (250th overall), 2015

NFL YEAR: 2nd • YEAR WITH BRONCOS: 2nd

NFL GAMES PLAYED/STARTED: 1/0

### SIEMIAN AT A GLANCE:

- A second-year quarterback who spent his rookie season in 2015 with Denver on the active roster and appeared in one regular-season game.
- Played 44 games (14 starts) in his career at Northwestern University, completing 550-of-934 passes (58.9%) for 5,931 yards with 27 touchdowns and 24 interceptions in addition to rushing for six touchdowns.
- Finished his career ranked fourth all-time at NU in career passing yardage (5,931), fourth in completions (550), sixth in total offense (5,908 yds.) despite only starting 14 games.
- Selected by the Broncos in the seventh round (250th overall) of the 2015 NFL Draft.

**CAREER TRANSACTIONS:** Signed by Denver as a draft choice 5/15/15.



**2015:** Selected by the Broncos in the seventh round (250th overall) of the 2015 NFL Draft, Siemian was active for six games regular season games and played in one contest... Took one snap in his NFL debut at Pit. (12/20)... Inactive for Denver's three playoff contests.

**COLLEGE:** Siemian played 44 games (14 starts) during his career at Northwestern University, completing 550-of-934 passes (58.9%) for 5,931 yards with 27 touchdowns and 24 interceptions in addition to rushing for six scores... Started all 11 games played his redshirt senior season, recording 228 completions on 392 attempts for 2,214 yards with seven touchdown and 11 interceptions in addition to five rushing touchdowns before missing the remainder of the season with a torn ACL... Saw action in all 12 games as a junior, completing 178-of-298 passes for 2,149 yards with 11 touchdowns and nine interceptions.

**PERSONAL:** Siemian threw for an Orange County-record 6,144 career yards and 53 touchdowns in three seasons at Olympia High School in Windermere, Fla., and was named the *Orlando Sentinel's* 2009 Central Florida Offensive Player of the Year... Selected a first-team All-Central Florida pick in 2009 and a second-team choice in 2008 as well as first-team all-metro in 2009... Also lettered in baseball... Majored in communication studies at Northwestern... Last name is pronounced sim-EE-in... Trevor Siemian was born on Dec. 26, 1991, in Windermere, Fla.

### SIEMIAN'S REGULAR SEASON RECORD

Year	Club	PASSING										
		G	S	Att.	Comp.	Pct.	Yds.	Yds./Att.	TD	% Int.	% LG	Sack/Yds.
2015	Denver	1	0	0	0	—	0	—	0	—	—	0/0
<b>CAREER TOTALS</b>		<b>1</b>	<b>0</b>	<b>0</b>	<b>0</b>	<b>—</b>	<b>0</b>	<b>—</b>	<b>0</b>	<b>—</b>	<b>—</b>	<b>0/0</b>

### TREVOR SIEMIAN'S CAREER GAME-BY-GAME

(Victories asterisked)

2015 DENVER (12-4)		PASSING									RUSHING				
Opponent	P/S	Att.	Comp.	Yds.	Pct.	TD	INT	LG	S/Yds.	Rtg.	Att.	Yds.	Avg.	LG	TD
Games 1-9															
Games 10-13															
at Pit. (12/20)	P	0	0	0	—	0	0	—	0/0	—	1	-1	-1.0	-1	0
vs. Cin. (12/28)*															
vs. S.D. (1/3)*															
Season Totals	1/0	0	0	0	—	0	0	—	0/0	—	1	-1	-1.0	-1	0
vs. Pit. (1/17)*†															
vs. N.E. (1/24)*‡															
vs. Car. (2/7)*§															
Postseason Totals															

\*AFC Divisional Playoff Game; #AFC Championship Game; \$Super Bowl 50



# DONALD STEPHENSON 71

## OFFENSIVE TACKLE

6-6 • 312 • 5TH YR. • OKLAHOMA

**BORN:** Sept. 30, 1988, in Kansas City, Mo.

**HIGH SCHOOL:** Blue Springs High School, Kansas City, Mo.

**ACQUIRED:** Unrestricted Free Agent (Kansas City), 2016

**NFL YEAR:** 5th • **YEAR WITH BRONCOS:** 1st

**NFL GAMES PLAYED/STARTED:** 60/21 • **POSTSEASON GP/GS:** 3/3



### STEPHENSON AT A GLANCE:

- A fifth-year offensive tackle who started 21-of-60 regular-season games played and all three postseason contests during his first four NFL seasons with Kansas City.
- Started 15 games at left tackle, eight games at right tackle and one game as a short-yardage tight end in his first four years in the league.
- Saw action in all 16 games (6 starts at LT, 1 start at RT) in 2015 in addition to opening both postseason contests for the Chiefs at right tackle.
- Appeared in 32 games (23 starts at LT) along the offensive line at the University of Oklahoma, earning All-Big 12 Conference honorable-mention honors as senior in 2011.
- Joined the Broncos as an unrestricted free agent on March 9, 2016.
- Selected by Kansas City in the third round (74th overall) of the 2012 NFL Draft.

**CAREER TRANSACTIONS:** Signed by Kansas City as a draft choice 5/17/12; Signed by Denver as an unrestricted free agent 3/9/16.



**2015:** Stephenson appeared in all 16 regular-season games (7 starts) for the third time in his career and made two postseason starts... Opened the first six games of the season at left tackle before starting the season finale at right tackle... Helped the Chiefs rush for the sixth most yards per game (127.8) in the NFL... Allowed two or less sacks for the third consecutive season according to STATS, LLC... Started at right tackle in Kansas City's AFC Wild Card Playoff Game vs. Hou. (1/9) and AFC Divisional Playoff Game at N.E. (1/16).

**2014:** Stephenson appeared in 12 regular-season games for the Chiefs, allowing two sacks according to STATS, LLC... Helped the Chiefs rank 10th in the league in rushing yards per game (119.9) as RB Jamaal Charles posted his third consecutive 1,000-yard season... Made his season debut in Week 5 at S.F. (10/5).

**2013:** Stephenson started 7-of-16 games played and one postseason contest... Started three games at right tackle before shifting to left tackle for the final four games of the season... Contributed to Charles' 1,287-yard rushing total... Started at right tackle in the Chiefs' AFC Wild Card Playoff Game at Ind. (1/4).

**2012:** Selected by the Chiefs in the third round (74th overall) of the 2012 NFL Draft, Stephenson started seven games and saw action in every regular-season contest as a rookie... Made his NFL debut on special teams vs. Atl. (9/9)... Made his first career start as short-yardage tight end at S.D. (11/1)... Started at left tackle in five of the final six games of the season.

**COLLEGE:** Stephenson appeared in 32 games at the University of Oklahoma with all 23 of his starts coming at left tackle between his junior and senior seasons... Opened 13 contests at left tackle his senior campaign en route to earning All-Big 12 Conference honorable mention honors... Saw action in 14 games (10 starts) his junior season.


**PERSONAL:** Stephenson attended Blue Springs High School outside of Kansas City, Mo., where he was named all-league as a junior... Missed most of his senior season due to injury... Donald Stephenson was born on Sept. 30, 1988, in Kansas City, Mo.

### STEPHENSON'S REGULAR SEASON RECORD

Year	Club	G	S
2012	Kansas City	16	7
2013	Kansas City	16	7
2014	Kansas City	12	0
2015	Kansas City	16	7
<b>CAREER TOTALS</b>		<b>60</b>	<b>21</b>

### STEPHENSON'S POSTSEASON RECORD

Year	Club	G	S
2013	Kansas City	1	1
2015	Kansas City	2	2
<b>CAREER TOTALS</b>		<b>3</b>	<b>3</b>



# DARIAN STEWART

26

## SAFETY



5-11 • 214 • 7TH YR. • SOUTH CAROLINA

**BORN:** Aug. 4, 1988, in Hunstville, Ala.

**HIGH SCHOOL:** Lee High School, Hunstville, Ala.

**ACQUIRED:** Unrestricted Free Agent (Baltimore), 2015

**NFL YEAR:** 7th • **YEAR WITH BRONCOS:** 2nd

**NFL GAMES PLAYED/STARTED:** 84/46 • **POSTSEASON GP/GS:** 5/5

### STEWART AT A GLANCE:

- A seventh-year safety who appeared in 84 career regular-season games (46 starts) with St. Louis (2010-13), Baltimore (2014) and Denver (2015) in addition to starting five postseason contests.
- Totaled 256 tackles (182 solo), three interceptions (27 yds.), 31 passes defended, five forced fumbles, three fumble recoveries, 24 special-teams stops and one blocked punt during his first six NFL seasons.
- Started 13-of-15 games played for Denver in 2015, posting 59 tackles (46 solo), one interception, 10 passes defended, one forced fumble and two fumble recoveries.
- Saw action in all 16 games (14 starts) for the first time in his career with Baltimore in 2014, finishing fourth on the Ravens with 53 tackles (37 solo) and adding four passes defended, one forced fumble and one blocked punt.
- Competed in the first two postseason games of his career for Baltimore in 2014 and recorded three tackles, one interception, one fumble recovery and two passes defended.
- Played in 50 games (36 starts) at the University of South Carolina, totaling 197 tackles, two interceptions, 22 passes defended, four forced fumbles and four fumble recoveries.
- Joined the Broncos as an unrestricted free agent (Baltimore) on March, 12, 2015.
- Entered the NFL with St. Louis as a college free agent on April 26, 2010.

**CAREER TRANSACTIONS:** Signed by St. Louis as a college free agent 4/26/10; Signed by Baltimore as an unrestricted free agent 3/23/14; Signed by Denver as an unrestricted free agent 3/12/15.



**2015:** Stewart started 13-of-15 regular-season games played in 2015, posting 59 tackles (46 solo), one interception, 10 passes defended, one forced fumble and two fumble recoveries... Totaled 10 tackles (7 solo), one sack (8 yds.), one interception (8 yds.), one forced fumble and three passes defended in three postseason starts... Intercepted Ravens QB Joe Flacco in the end zone with 0:28 seconds left in the fourth quarter to seal Denver's season-opening victory vs. Bal. (9/13)... Matched his career high with three passes defended and added four solo tackles vs. N.E. (11/29)... Posted five tackles (4 solo) and one special-teams stop in Denver's AFC Divisional Playoff Game vs. Pit. (1/17)... Intercepted Patriots QB Tom Brady and added three tackles (1 solo) in Denver's AFC Championship Game vs. N.E. (1/24)... Recorded three solo tackles, one sack (8 yds.), two passes defended and one forced fumble Denver's Super Bowl 50 victory vs. Car. (2/7).

**2014:** Stewart saw action in all 16 games (14 starts) for the first time in his career with Baltimore in 2014, producing 53 tackles (37 solo), four passes defended, one forced fumble and one blocked punt... Started the first two playoff games of his career and tallied three tackles (3 solo), two passes defended, one interception and one forced fumble... Made a season-high nine tackles in his Ravens debut vs. Cin. (9/7)... Blocked a punt that was returned 11 yards for a touchdown vs. Jac. (12/14)... Started and recorded one solo tackle, one interception, two passes defended and one fumble recovery in Baltimore's AFC Wild Card Playoff Game at Pit. (1/3).

**2013:** Stewart appeared in 13 games (6 starts) for the Rams and collected 36 tackles (30 solo), five passes defended, one forced fumble, one fumble recovery and three special-teams stops... Notched a season-best nine tackles (8 solo) and posted two passes defended vs. N.O. (12/15)... Forced a fumble and returned it 19 yards vs. Jac. (10/6).

**2012:** Stewart played 12 games for St. Louis and registered six solo tackles, one pass defended and six special-teams stops... Recorded three solo tackles each at Buf. (12/9) and vs. Ari. (10/4).

**2011:** Stewart appeared in 15 games (13 starts) for the Rams and recorded 91 tackles, three sacks (23 yds.), one interception, 10 passes defended, two forced fumbles and seven special-teams stops... Led the Rams in passes defended (10) and ranked third on the team in tackles (91)... Posted a career-high 12 tackles (7 solo) to go along with one sack (8 yds.) and one special-teams stop vs. Sea. (11/20)... Returned his first career interception 27 yards for a touchdown vs. N.O. (10/30).

**2010:** Stewart, who entered the NFL with St. Louis as a college free agent, played 13 games as a rookie and recorded 11 tackles (8 solo) to go along with one sack (8 yds.), one pass defended and four special-teams stops.

**COLLEGE:** Stewart played 50 games (36 starts) for the University of South Carolina, compiling 197 tackles,

two interceptions, 22 passes defended, four forced fumbles and four fumble recoveries... Started all 13 games his senior season and was selected to play the East-West Shrine Game.

**PERSONAL:** Stewart played running back and free safety at Lee High School in Hunstville, Ala., where he was selected at the *Hunstville Times'* Super All-Metro Most Valuable Player as a senior... Excelled on the basketball court as a point guard, lettering four times and being named City MVP in 2004... Darian Stewart was born on Aug. 4, 1988, in Hunstville, Ala.

### STEWART'S REGULAR SEASON RECORD

Year	Club	G	S	UT	A	TT	S-Yds.	I-Yds.	PD	FF	FR	TD-Int.	TD-FR	S	Pts.
2010	St. Louis	13	0	8	3	11	1-8	0	2	0	0	0	0	0	0
2011	St. Louis	15	13	55	36	91	3-23	1-27	11	2	0	1	0	0	6
2012	St. Louis	12	0	6	0	6	0-0	0	0	0	0	0	0	0	0
2013	St. Louis	13	6	30	6	36	0-0	0	5	1	1	0	0	0	0
2014	Baltimore	16	14	37	16	53	0-0	1-0	3	1	0	0	0	0	0
2015	Denver	15	13	46	13	58	0-0	1-0	10	1	2	0	0	0	0
<b>CAREER TOTALS</b>		<b>84</b>	<b>46</b>	<b>182</b>	<b>74</b>	<b>255</b>	<b>4-31</b>	<b>3-27</b>	<b>31</b>	<b>5</b>	<b>3</b>	<b>1</b>	<b>0</b>	<b>0</b>	<b>6</b>

**ADDITIONAL STATISTICS:** Special-teams tackles — 2010 (4), 2011 (7), 2012 (6), 2013 (3), 2015 (4), TOTAL (24). Blocked a punt that was returned by Baltimore's Kamar Aiken for a TD vs. Jacksonville (12/14/14).

### STEWART'S POSTSEASON RECORD

Year	Club	G	S	UT	A	TT	S-Yds.	I-Yds.	PD	FF	FR	TD-Int.	TD-FR	S	Pts.
2014	Baltimore	2	2	3	0	3	0-0	1-0	2	0	1	0	0	0	0
2015	Denver	3	3	8	3	11	1-8	1-8	3	1	0	0	0	0	0
<b>CAREER TOTALS</b>		<b>5</b>	<b>5</b>	<b>11</b>	<b>3</b>	<b>14</b>	<b>1-8</b>	<b>2-8</b>	<b>3</b>	<b>1</b>	<b>1</b>	<b>0</b>	<b>0</b>	<b>0</b>	<b>0</b>

**ADDITIONAL STATISTICS:** Special-teams tackles — 2015 (1), TOTAL (1).

### STEWART'S SINGLE-GAME HIGHS

(Postseason in parentheses)

**Tackles** — 12 vs. Seattle, 11/20/11 (5 vs. Pittsburgh, 1/17/15). **Interceptions** — 1, three times, last vs. Baltimore, 9/13/15 (1, twice, last vs. New England, 1/16/16). **Interception return yards** — 27 vs. New Orleans, 10/30/11 (8 vs. New England, 1/24/16). **Passes Defended** — 3, three times, last vs. New England, 11/29/15 (2, twice, last vs. Carolina, 2/7/16). **Fumble recoveries** — 1, four times, last vs. San Diego, 12/6/15 (1 at Pittsburgh, 1/3/15). **Fumble return yards** — 19 vs. Jacksonville, 10/6/13 (0 at Pittsburgh, 1/3/15).

### DARIAN STEWART'S CAREER GAME-BY-GAME

(Victories asterisked)

2010 ST. LOUIS (7-9)			TACKLES								
Date	Opponent	P/S	UT	A	TT	S-Yds.	I-Yds.	PBU	FF	FR	
Sep 12	vs. Arizona	P	0	0	0	0-0	0-0	0	0	0	
Sep 19	at Oakland	P	0	0	0	0-0	0-0	0	0	0	
Sep 26	vs. Washington*	P	1	0	1	0-0	0-0	0	0	0	
Oct 3	vs. Seattle*			INACTIVE							
Oct 10	at Detroit	P	0	0	0	0-0	0-0	0	0	0	
Oct 17	vs. San Diego*	P	0	0	0	0-0	0-0	0	0	0	
Oct 24	at Tampa Bay			INACTIVE							
Oct 31	vs. Carolina*			INACTIVE							
Nov 14	at San Francisco	P	0	1	1	0-0	0-0	0	0	0	
Nov 21	vs. Atlanta	P	2	0	1	0-0	0-0	0	0	0	
Nov 28	at Denver*	P	1	0	1	0-0	0-0	0	0	0	
Dec 5	at Arizona*	P	1	0	1	0-0	0-0	0	0	0	
Dec 12	at New Orleans	P	1	0	1	1-8	0-0	0	0	0	
Dec 19	vs. Kansas City	P	0	1	1	0-0	0-0	1	0	0	
Dec 26	vs. San Francisco*	P	2	1	3	0-0	0-0	0	0	0	
Jan 2	at Seattle	P	0	0	0	0-0	0-0	0	0	0	
Regular Season Totals			13/0	8	3	11	1-8	0-0	1	0	0

2011 ST. LOUIS (2-14)			TACKLES								
Date	Opponent	P/S	UT	A	TT	S-Yds.	I-Yds.	PBU	FF	FR	
Sep 11	vs. Philadelphia	P	1	1	2	0-0	0-0	0	0	0	
Sep 19	at New York Giants	P	3	4	7	0-0	0-0	0	0	0	
Sep 25	vs. Baltimore	S	1	1	2	0-0	0-0	0	0	0	
Oct 2	vs. Washington	S	5	3	8	0-0	0-0	2	0	0	
Oct 16	at Green Bay	S	6	0	6	0-0	0-0	1	0	0	
Oct 23	at Dallas	S	3	3	6	0-0	0-0	0	0	0	
Oct 30	vs. New Orleans*	S	5	2	7	0-0	1-27	1	0	0	
Nov 6	at Arizona	S	3	1	2	0-0	0-0	4	1	0	
Nov 13	at Cleveland*	S	4	3	7	0-0	0-0	0	0	0	
Nov 20	vs. Seattle	S	7	5	12	1-8	0-0	0	0	0	
Nov 27	vs. Arizona	S	4	2	6	1-7	0-0	0	0	0	
Dec 4	at San Francisco			INACTIVE							
Dec 12	at Seattle	S	7	4	11	0-0	0-0	1	0	0	
Dec 18	vs. Cincinnati	S	3	3	6	0-0	0-0	0	1	0	
Dec 24	at Pittsburgh	S	1	3	4	0-0	0-0	1	0	0	
Jan 1	vs. San Francisco	S	2	2	4	1-8	0-0	0	0	0	
Regular Season Totals			15/13	55	36	91	3.0-23	1-27	10	2	0



2012 ST. LOUIS (7-8-1)			TACKLES								
Date	Opponent	P/S	UT	A	TT	S-Yds.	I-Yds.	PBU	FF	FR	
Sep 9	at Detroit				INACTIVE						
Sep 16	vs. Washington*				INACTIVE						
Sep 23	at Chicago	P	0	0	0	0-0	0-0	0	0	0	
Sep 30	vs. Seattle*	P	0	0	0	0-0	0-0	0	0	0	
Oct 4	vs. Arizona*	P	3	0	3	0-0	0-0	0	0	0	
Oct 14	at Miami	P	0	0	0	0-0	0-0	1	0	0	
Oct 21	vs. Green Bay	P	0	0	0	0-0	0-0	0	0	0	
Oct 28	vs. New England	P	0	0	0	0-0	0-0	0	0	0	
Nov 11	at San Francisco				INACTIVE						
Nov 18	vs. New York Jets				INACTIVE						
Nov 25	at Arizona*	P	0	0	0	0-0	0-0	0	0	0	
Dec 2	vs. San Francisco*	P	0	0	0	0-0	0-0	0	0	0	
Dec 9	at Buffalo*	P	3	0	3	0-0	0-0	0	0	0	
Dec 16	vs. Minnesota	P	0	0	0	0-0	0-0	0	0	0	
Dec 23	at Tampa Bay*	P	0	0	0	0-0	0-0	0	0	0	
Dec 30	at Seattle	P	0	0	0	0-0	0-0	0	0	0	
Regular Season Totals			12/0	6	0	6	0-0	0-0	1	0	0
2013 ST. LOUIS (7-9)			TACKLES								
Date	Opponent	P/S	UT	A	TT	S-Yds.	I-Yds.	PBU	FF	FR	
Sep 8	vs. Arizona*				INACTIVE						
Sep 15	at Atlanta				INACTIVE						
Sep 22	at Dallas				INACTIVE						
Sep 26	vs. San Francisco	P	0	0	0	0-0	0-0	0	0	0	
Oct 6	vs. Jacksonville*	S	4	2	6	0-0	0-0	0	1	1	
Oct 13	at Houston*	S	6	0	6	0-0	0-0	0	0	0	
Oct 20	at Carolina	S	3	0	3	0-0	0-0	0	0	0	
Oct 28	vs. Seattle	S	0	1	1	0-0	0-0	0	0	0	
Nov 3	vs. Tennessee	S	3	1	4	0-0	0-0	2	0	0	
Nov 10	at Indianapolis*	S	0	0	0	0-0	0-0	0	0	0	
Nov 24	vs. Chicago*	P	0	0	0	0-0	0-0	0	0	0	
Dec 1	at San Francisco	P	1	0	1	0-0	0-0	0	0	0	
Dec 8	at Arizona	P	3	1	4	0-0	0-0	0	0	0	
Dec 15	vs. New Orleans*	P	8	1	9	0-0	0-0	2	0	0	
Dec 22	vs. Tampa Bay*	P	1	0	1	0-0	0-0	0	0	0	
Dec 29	at Seattle	P	1	0	1	0-0	0-0	0	0	0	
Regular Season Totals			13/6	30	6	36	0-0	0-0	4	1	1
2014 BALTIMORE (10-6)			TACKLES								
Date	Opponent	P/S	UT	A	TT	S-Yds.	I-Yds.	PBU	FF	FR	
Sep 7	vs. Cincinnati	S	4	5	9	0-0	0-0	0	0	0	
Sep 11	vs. Pittsburgh*	S	4	0	4	0-0	0-0	0	0	0	
Sep 21	at Cleveland*	S	3	0	3	0-0	0-0	0	0	0	
Sep 28	vs. Carolina*	S	5	0	5	0-0	0-0	1	0	0	
Oct 5	at Indianapolis	S	4	0	4	0-0	0-0	1	1	0	
Oct 12	at Tampa Bay*	S	3	0	3	0-0	0-0	0	0	0	
Oct 19	vs. Atlanta*	S	4	1	5	0-0	0-0	1	0	0	
Oct 26	at Cincinnati	S	2	1	3	0-0	0-0	0	0	0	
Nov 2	at Pittsburgh	S	1	1	2	0-0	0-0	0	0	0	
Nov 9	vs. Tennessee*	S	2	0	2	0-0	0-0	0	0	0	
Nov 24	at New Orleans*	S	1	0	1	0-0	0-0	0	0	0	
Nov 30	vs. San Diego	P	0	0	0	0-0	0-0	0	0	0	
Dec 7	at Miami*	P	1	1	2	0-0	0-0	0	0	0	
Dec 14	vs. Jacksonville*	S	1	3	4	0-0	0-0	0	0	0	
Dec 21	at Houston	S	3	1	4	0-0	1-0	1	0	0	
Dec 28	vs. Cleveland*	S	1	1	2	0-0	0-0	0	0	0	
Regular Season Totals			16/14	37	16	53	0-0	1-0	4	1	0
Jan 3	at Pittsburgh*§	S	1	0	1	0-0	1-0	2	0	1	
Jan 10	at New England†	S	2	0	2	0-0	0-0	0	0	0	
Postseason Totals			2/2	3	0	3	0-0	1-0	2	0	1

§AFC Wild Card Game; †AFC Divisional Playoff Game

§AFC Wild Card Game; †AFC Divisional Playoff Game

## Did You Know?

Wide receiver Jerry Rice concluded his record-setting 20-year NFL career as a member of the Denver Broncos after competing with the team in the 2005 preseason.

A 13-time Pro Bowl selection and 11-time Associated Press All-Pro, Rice agreed to terms with the Broncos on Wednesday, May 25, 2005. He played in all four of the Broncos' preseason games, starting twice, and caught four passes for 24 yards while wearing jersey No. 19.

2015 DENVER (12-4)		TACKLES								
Date	Opponent	P/S	UT	A	TT	S-Yds.	I-Yds.	PD	FF	FR
Sep 13	vs. Baltimore*	S	3	1	4	0-0	1-0	1	0	0
Sep 17	at Kansas City*	S	4	0	4	0-0	0-0	0	0	1
Sep 27	at Detroit*	S	6	2	8	0-0	0-0	0	0	0
Oct 4	vs. Minnesota*	P	2	1	3	0-0	0-0	0	1	0
Oct 11	at Oakland*	S	3	2	5	0-0	0-0	0	0	0
Oct 18	at Cleveland*	S	4	1	5	0-0	0-0	0	0	0
Nov 1	vs. Green Bay*	P	3	0	3	0-0	0-0	0	0	0
Nov 8	at Indianapolis	S	1	3	4	0-0	0-0	0	0	0
Nov 15	vs. Kansas City	S	5	1	6	0-0	0-0	0	0	0
Nov 22	at Chicago*	S	1	0	1	0-0	0-0	2	0	0
Nov 29	vs. New England*	S	4	0	4	0-0	0-0	3	0	0
Dec 6	at San Diego*	S	1	1	2	0-0	0-0	2	0	1
Dec 13	vs. Oakland	S	3	0	3	0-0	0-0	1	0	0
Dec 20	at Pittsburgh	INACTIVE								
Dec 28	vs. Cincinnati*	S	2	1	3	0-0	0-0	0	0	0
Jan 3	vs. San Diego*	S	4	0	4	0-0	1-0	1	0	0
Season Totals		15/13	46	13	59	0-0	0-0	10	1	2
Jan 17	vs. Pittsburgh*†	S	4	1	5	0-0	0-0	0	0	0
Jan 14	vs. New England*#	S	1	2	3	0-0	1-8	1	0	0
Feb 7	vs. Carolina*\$	S	3	0	3	1-8	0-0	2	1	0
Postseason Totals		3/3	8	3	11	1-8	1-8	3	1	0
†AFC Divisional Playoff Game: #AFC Championship Game: \$Super Bowl 50										

\*AFC Divisional Playoff Game; #AFC Championship Game; \$Super Bowl 50



## AQIB TALIB

21

### CORNERBACK

6-1 • 205 • 9TH YR. • KANSAS

BORN: Feb. 13, 1986, in Cleveland

HIGH SCHOOL: Berkner High School, Richardson, Texas

ACQUIRED: Unrestricted Free Agent (New England), 2014

NFL YEAR: 9th • YEAR WITH BRONCOS: 3rd

NFL GAMES PLAYED/STARTED: 107/93 • POSTSEASON GP/GS: 8/8



### TALIB AT A GLANCE:

- A ninth-year cornerback who appeared in 107 career regular-season games (93 starts) with Tampa Bay (2008-12), New England (2012-13) and Denver (2014-15) in addition to starting eight postseason contests.
- Totaled 378 tackles (298 solo), one sack (8 yds.), 30 interceptions (533 yds.), 100 passes defended, three forced fumbles and three fumble recoveries during his first eight seasons in the NFL.
- Posted the most interceptions (30) in the NFL among cornerbacks since he entered the league and is one of just four players at his position to be selected to the Pro Bowl in each of the last three seasons.
- Ranks first in the NFL with eight interceptions returned for touchdowns since becoming a regular starter in 2009.
- Earned his third consecutive Pro Bowl nod in 2015, finishing the season with 45 tackles (39 solo), three interceptions (123 yds., 2 TDs) and 13 passes defended.
- Selected to his second consecutive Pro Bowl in his first year with the Broncos in 2014 after ranking third in the NFL opponent quarterback rating (72.2) when targeted defensively, according to Pro Football Focus.
- Helped Denver's defense allow the fewest yards per attempt (6.02) in the NFL as one of three Pro Bowlers in the Bronco's secondary in 2014.
- Named to his first career Pro Bowl in 2013 in addition to being recognized as a second-team All-Pro selection by the Associated Press.
- Selected as the NFL Alumni Defensive Back of the Year following his 2010 season when he totaled a career-high six interceptions for Tampa Bay.
- Named Conference Defensive Player of the Week on two occasions: at Arizona (10/31/10) and at San Diego (12/14/14).

### 21's TROPHY CASE

Pro Bowls (3) ..... 2013-15  
All-Pro (Second Team) (1) ..... 2013

## TALIB A PRO BOWLER IN THREE STRAIGHT YEARS

### MOST PRO BOWL SELECTIONS BY AN NFL CORNERBACK SINCE 2013

Player	Team(s)	No.
Aqib Talib	N.E./Den.	3
Patrick Peterson	Ari.	3
Richard Sherman	Sea.	3
Darelle Revis	N.E./NYJ	3

- Matched a Buccaneers franchise record with a career-best three interceptions at Washington (10/4/09).
- Started 32-of-34 games played at the University of Kansas and earned consensus first-team All-America honors and unanimous first-team All-Big 12 Conference recognition following his final season for the Jayhawks in 2007.
- Joined the Broncos as an unrestricted free agent (New England) on March 12, 2014.
- Selected by Tampa Bay in the first round (20th overall) of the 2008 NFL Draft.

**CAREER TRANSACTIONS:** Signed by Tampa Bay as a draft choice 7/25/08; Traded to New England 11/1/12; Signed by Denver as an unrestricted free agent 3/12/14.



**2015:** Talib became one of four cornerbacks to be selected to the last three Pro Bowls with his third career nod after posting 45 tackles (39 solo), three interceptions (123 yds., 2 TDs) and 14 passes defended... Recorded 14 tackles (13 solo) and six passes defended in Denver's three postseason contests... Intercepted Ravens QB Joe Flacco and returned it 51 yards for his seventh-career pick-six vs. Bal. (9/13)... Blocked an extra point at Det. (9/27)... Intercepted Browns QB Josh McCown at Cle. (10/18) and returned it 63 yards for a touchdown—tying him for the most interception returns for touchdown in a career (4) in Broncos history and giving him the most interceptions returned for touchdown since entering the league in 2008... Posted four solo tackles and two passes defended in Denver's AFC Divisional Playoff Game vs. Pit. (1/17)... Tallied five tackles (4 solo) and two passes defended in Denver's AFC Championship Game vs. N.E. (1/24)... Recorded five solo tackles and two passes defended in Denver's Super Bowl 50 victory vs. Car. (2/7).

**2014:** Talib started 15 regular-season games and earned his second consecutive Pro Bowl selection after totaling 63 tackles (54 solo), four interceptions (62 yds.), 17 passes defended, one sack (8 yds.) and one forced fumble... Returned two of his interceptions for touchdowns to become the eighth Bronco with multiple interception returns for touchdowns in franchise history (single season)... Secured the Broncos' win at NYJ (10/12) with a 22-yard interception return for a touchdown with 15 seconds remaining in the contest... Named AFC Defensive Player of the Week for his season-high eight tackles, one interception and three passes defended in the team's win at S.D. (12/14), becoming the first NFL cornerback and fourth player in 2014 to reach those marks in a single game... Picked off quarterback Andy Dalton at Cin. (12/22) and returned the interception 33 yards for a touchdown on *Monday Night Football*... Recorded his first career sack (8 yds.) vs. Oak. (12/28).

**2013:** Talib started all 13 games played for the Patriots and earned his first career Pro Bowl selection in addition to being named second-team All-Pro by the Associated Press... Totaled 44 tackles (35 solo), four interceptions (12 yds.), 14 passes defended, one forced fumble and one fumble recovery in the regular season... Added five tackles (3 solo) in two postseason starts... Combined to make four interceptions in Weeks 2-4 to represent the second three-game interception streak of his career... Matched his career high with three takeaways (2 INTs, 1 FF) vs. NYJ (9/12)... Tied a career high with four passes defended at Atl. (9/29).

**2012:** Talib started 9-of-10 games played with Tampa Bay and New England, splitting time between the two clubs after a mid-season trade... Tallied 40 tackles (33 solo), two interceptions (59 yds.), 10 passes defended and one fumble recovery on defense... Appeared in the season's first four games for the Buccaneers and recorded 21 tackles (20 solo), one interception and seven passes defended... Blocked his first career punt in the season opener vs. Car. (9/9)... Traded to New England on Nov. 1 along with a 2013 seventh-round draft pick in exchange for a 2013 fourth-round selection... Opened 5-of-6 regular-season games for the Patriots and registered 19 tackles (13 solo), one interception (59 yds.), two passes defended and one fumble recovery... Started both of New England's playoff games and contributed 10 tackles (9 solo) and one pass defended... Intercepted Colts quarterback Andrew Luck and returned it 59 yards for a touchdown vs. Ind. (11/18) in his first game with the Patriots... Posted a career-best 10 tackles (9 solo) in New England's AFC Divisional Playoff Game vs. Hou. (1/13).

**2011:** Talib opened all 13 games played for Tampa Bay and totaled 42 tackles (41 solo), two interceptions

## TALIB RACKS UP THE INTERCEPTIONS

### MOST INTERCEPTIONS BY A CB, NFL, (2008-PRES.)

Player	No.
Aqib Talib, T.B./N.E./Den.	30
Asante Samuel, Phi./Atl.	29
Tramon Williams, G.B.	28
DeAngelo Hall, Oak/Was.	26
Richard Sherman, Sea.	25

### MOST INTERCEPTIONS FOR A TD, NFL, (2008-PRES.)

Player	No.
Aqib Talib, T.B./N.E./Den.	8
Charles Tillman, Chi.	7
Charles Woodson, G.B./Oak.	7
Dominique Rodgers-Cromartie, Ari./Phi./Den./NYG	6

(55 yds., 2 TDs), 11 passes defended and one forced fumble... Scored on a 27-yard interception return and forced a fumble at Ten. (11/27)... Placed on injured reserve (hamstring) on Dec. 19.

**2010:** Talib started all 11 games he appeared in for the Buccaneers and made a career-high six interceptions (91 yds.) to go along with 50 tackles (47 solo) and 11 passes defended... Named NFL Alumni Defensive Back of the Year, joining teammate Ronde Barber (2001) as the only players in franchise history to receive the honor... Recorded interceptions in his first three games of the season... Selected as NFC Defensive Player of the Week after posting two interceptions, including one returned 45 yards for a score, at Ari. (10/31)... Placed on injured reserve (hip) on Dec. 6.

**2009:** Talib started 15 games for Tampa Bay and tallied a personal-best 69 tackles (62 solo), 15 passes defended and one fumble recovery in addition to intercepting five passes.

**2008:** Selected by Tampa Bay in the first round (20th overall) of the 2008 NFL Draft, Talib appeared in 15 games (2 starts) as a rookie and contributed 27 tackles (19 solo), four interceptions (32 yds.) and nine passes defended... Recorded his first career interception vs. Atl. (9/14).

**COLLEGE:** Talib opened 32-of-34 career games played at the University of Kansas and totaled 162 tackles, 13 interceptions, 43 passes defended, two forced fumbles and two fumble recoveries for the Jayhawks... Declared for the NFL Draft following his junior season after being named a consensus first-team All-American and unanimous first-team All-Big 12 Conference selection... Named MVP of the 2008 Orange Bowl vs. Virginia Tech (1/3/08) after giving Kansas its first lead with a 60-yard interception returned for a touchdown.

**PERSONAL:** Talib attended Berkner High School in Richardson, Texas, where he was a first-team all-district and all-city defensive back... Aqib Talib (pronounced UH-keeb TUH-lee-b) was born on Feb. 13, 1986, in Cleveland.

TALIB'S REGULAR SEASON RECORD

Year	Club	G	S	UT	A	TT	S-Yds.	I-Yds.	PD	FF	FR	TD-Int.	TD-FR	S	Pts.
2008	Tampa Bay	15	2	19	8	27	0-0	4-32	9	0	0	0	0	0	0
2009	Tampa Bay	15	15	62	7	69	0-0	5-99	15	0	1	0	0	0	0
2010	Tampa Bay	11	11	47	3	50	0-0	6-91	11	0	0	1	0	0	6
2011	Tampa Bay	13	13	41	1	42	0-0	2-55	11	1	0	2	0	0	12
2012	T.B./N.E.	10	9	33	7	40	0-0	2-59	9	0	1	1	0	0	6
2013	New England	13	13	35	9	44	0-0	4-12	14	1	1	0	0	0	0
2014	Denver	15	15	54	9	63	1-8	4-62	16	1	0	2	0	0	12
2015	Denver	15	15	39	6	45	0-0	3-123	14	0	0	2	0	0	12
<b>CAREER TOTALS</b>		<b>107</b>	<b>93</b>	<b>300</b>	<b>50</b>	<b>380</b>	<b>1-8</b>	<b>30-533</b>	<b>100</b>	<b>3</b>	<b>3</b>	<b>8</b>	<b>0</b>	<b>0</b>	<b>48</b>
<b>BRONCOS TOTALS</b>		<b>30</b>	<b>30</b>	<b>93</b>	<b>15</b>	<b>108</b>	<b>1-8</b>	<b>7-185</b>	<b>30</b>	<b>1</b>	<b>0</b>	<b>4</b>	<b>0</b>	<b>0</b>	<b>24</b>

**ADDITIONAL STATISTICS:** Blocked a punt vs. Carolina, 9/9/12. Blocked an extra point at Detroit, 9/27/15.

TALIB'S POSTSEASON RECORD

Year	Club	G	S	UT	A	TT	S-Yds.	I-Yds.	PD	FF	FR	TD-Int.	TD-FR	S	Pts.
2012	New England	2	2	9	1	10	0-0	0-0	1	0	0	0	0	0	0
2013	New England	2	2	3	2	5	0-0	0-0	0	0	0	0	0	0	0
2014	Denver	1	1	4	0	4	0-0	0-0	1	0	0	0	0	0	0
2015	Denver	3	3	13	1	14	0-0	0-0	6	0	0	0	0	0	0
<b>CAREER TOTALS</b>		<b>8</b>	<b>8</b>	<b>29</b>	<b>4</b>	<b>33</b>	<b>0-0</b>	<b>0-0</b>	<b>8</b>	<b>0</b>	<b>0</b>	<b>0</b>	<b>0</b>	<b>0</b>	<b>0</b>

TALIB'S SINGLE GAME HIGHS

(Postseason in parentheses)

**Tackles** — 9 vs. Carolina, 11/14/10 (10 vs. Houston, 1/13/13). **Interceptions** — 3 at Washington, 10/4/09 (none). **Interception return yards** — 63 at Cleveland, 10/18/15 (None). **Passes Defended** — 4, twice, last at Atlanta, 9/29/13 (2, three times, last vs. Carolina, 2/7/16). **Sacks** — 1 vs. Oakland, 12/28/14 (None). **Sack yards** — 8 vs. Oakland, 12/28/14 (None).

TALIB'S INTERCEPTIONS BY QUARTERBACK

Quarterback	INTs	Quarterback	INTs
Jason Campbell	3	Max Hall	1
Matt Ryan	3	Matt Hasselbeck	1
Geno Smith	3	Colin Kaepernick	1
Joe Flacco	2	Andrew Luck	1
Charlie Batch	1	Carson Palmer	1
Tom Brady	1	Philip Rivers	1
Jimmy Clausen	1	Aaron Rodgers	1
Andy Dalton	1	Tony Romo	1
Jake Delhomme	1	Matthew Stafford	1
Derek Anderson	1	Seneca Wallace	1
Josh Freeman	1	Alex Smith	1
Josh McCown	1		

# AQIB TALIB'S CAREER GAME-BY-GAME

(Victories asterisked)

2008 TAMPA BAY (9-7)			TACKLES							
Date	Opponent	P/S	UT	A	TT	S-Yds.	I-Yds.	PD	FF	FR
Sep 7	at New Orleans	P	1	0	1	0-0	0-0	0	0	0
Sep 14	vs. Atlanta*	P	0	0	0	0-0	1-2	1	0	0
Sep 21	at Chicago*	INACTIVE								
Sep 28	vs. Green Bay*	P	3	1	4	0-0	0-0	0	0	0
Oct 5	at Denver	P	1	0	1	0-0	0-0	0	0	0
Oct 12	vs. Carolina*	P	2	1	3	0-0	1-11	2	0	0
Oct 19	vs. Seattle*	P	0	0	0	0-0	1-19	1	0	0
Oct 26	at Dallas	P	2	0	2	0-0	0-0	1	0	0
Nov 2	at Kansas City*	S	0	1	1	0-0	0-0	1	0	0
Nov 16	vs. Minnesota*	P	2	0	2	0-0	0-0	1	0	0
Nov 23	at Detroit*	P	1	1	2	0-0	0-0	0	0	0
Nov 30	vs. New Orleans*	S	3	2	5	0-0	0-0	1	0	0
Dec 8	at Carolina	P	1	1	2	0-0	0-0	0	0	0
Dec 14	at Atlanta	P	1	0	1	0-0	1-0	1	0	0
Dec 21	vs. San Diego	P	1	0	1	0-0	0-0	1	0	0
Dec 28	vs. Oakland	P	1	1	2	0-0	0-0	0	0	0
Regular Season Totals		15/2	19	8	27	0-0	4-32	9	0	0

2009 TAMPA BAY (3-13)			TACKLES							
Date	Opponent	P/S	UT	A	TT	S-Yds.	I-Yds	PD	FF	FR
Sep 13	vs. Dallas	S	4	0	4	0-0	0-0	1	0	0
Sep 20	at Buffalo	S	4	2	6	0-0	0-0	0	0	0
Sep 27	vs. N.Y. Giants	S	4	0	4	0-0	0-0	2	0	0
Oct 4	at Washington	S	4	1	5	0-0	3-61	3	0	0
Oct 11	at Philadelphia	S	3	0	3	0-0	0-0	1	0	0
Oct 18	vs. Carolina	S	3	0	3	0-0	0-0	0	0	0
Oct 25	vs. New England	S	5	0	5	0-0	1-23	1	0	0
Nov 8	vs. Green Bay*	S	3	0	3	0-0	1-15	1	0	0
Nov 15	at Miami	S	5	0	5	0-0	0-0	1	0	0
Nov 22	vs. New Orleans	S	3	1	4	0-0	0-0	0	0	0
Nov 29	at Atlanta	S	3	0	3	0-0	0-0	1	0	0
Dec 6	at Carolina	INACTIVE								
Dec 13	vs. N.Y. Jets	S	4	0	4	0-0	0-0	1	0	1
Dec 20	at Seattle*	S	5	1	6	0-0	0-0	0	0	0
Dec 27	at New Orleans*	S	6	1	7	0-0	0-0	2	0	0
Jan 3	vs. Atlanta	S	6	1	7	0-0	0-0	3	0	0
Regular Season Totals		15/15	62	7	69	0-0	5-99	15	0	1

2010 TAMPA BAY (10-6)			TACKLES								
Date	Opponent	P/S	UT	A	TT	S-Yds.	I-Yds	PD	FF	FR	
Sep 12	vs. Cleveland*					RESERVE/SUSPENDED					
Sep 19	at Carolina*	S	3	0	3	0-0	1-21	1	0	0	
Sep 26	vs. Pittsburgh	S	2	0	2	0-0	1-0	1	0	0	
Oct 10	at Cincinnati*	S	7	0	7	0-0	1-0	1	0	0	
Oct 17	vs. New Orleans	S	4	0	4	0-0	0-0	0	0	0	
Oct 24	vs. St. Louis*	S	4	0	4	0-0	0-0	0	0	0	
Oct 31	at Arizona*	S	6	1	7	0-0	2-45	2	0	0	
Nov 7	at Atlanta	S	5	1	6	0-0	0-0	1	0	0	
Nov 14	vs. Carolina*	S	8	1	9	0-0	0-0	1	0	0	
Nov 21	at San Francisco*	S	1	0	1	0-0	0-0	1	0	0	
Nov 28	at Baltimore	S	5	0	5	0-0	1-25	2	0	0	
Dec 5	vs. Atlanta	S	2	0	2	0-0	0-0	1	0	0	
PLACED ON INJURED RESERVE (HIP) ON DEC. 6											
Regular Season Totals			11/11	47	3	50	0-0	6-91	11	0	0

Regular Season Totals		11/11	47	3	50	0-0	6-91	11	0	0
2011 TAMPA BAY (4-12)		TACKLES								
Date	Opponent	P/S	UT	A	TT	S-Yds.	I-Yds	PD	FF	FR
Sep 11	vs. Detroit	S	4	0	4	0-0	1-28	3	0	0
Sep 18	at Minnesota*	S	3	0	3	0-0	0-0	0	0	0
Sep 25	vs. Atlanta*	S	7	0	7	0-0	0-0	0	0	0
Oct 3	vs. Indianapolis*	S	2	0	2	0-0	0-0	2	0	0
Oct 9	at San Francisco	S	1	0	1	0-0	0-0	1	0	0
Oct 16	vs. New Orleans*	S	2	0	2	0-0	0-0	0	0	0
Oct 23	vs. Chicago	S	6	0	6	0-0	0-0	1	0	0
Nov 6	at New Orleans	S	7	0	7	0-0	0-0	1	0	0
Nov 13	vs. Houston	S	3	0	3	0-0	0-0	1	0	0
Nov 20	at Green Bay	S	3	0	3	0-0	0-0	3	0	0
Nov 27	at Tennessee	S	2	1	3	0-0	1-27	1	1	0
Dec 4	vs. Carolina	S	0	0	0	0-0	0-0	0	0	0
Dec 11	at Jacksonville	S	INACTIVE							
Dec 17	vs. Dallas	S	1	0	1	0-0	0-0	0	0	0
PLACED ON INJURED RESERVE (HAMSTRING) ON DEC. 19										
Regular Season Totals		13/13	41	1	42	0-0	2-55	11	1	0



## 2012 T.B. (7-9) / N.E. (12-4)

## TACKLES

Date	Opponent	P/S	UT	A	TT	S-Yds.	I-Yds	PD	FF	FR
Sep 9	vs. Carolina*	S	2	1	3	0-0	0-0	1	0	0
Sep 16	at N.Y. Giants	S	8	0	8	0-0	0-0	4	0	0
Sep 23	at Dallas	S	7	0	7	0-0	1-0	1	0	0
Sep 30	vs. Washington	S	3	0	3	0-0	0-0	1	0	0

Games 5-7

RESERVE/SUSPENDED  
TRADED TO NEW ENGLAND ON NOV. 1

Date	Opponent	P/S	UT	A	TT	S-Yds.	I-Yds	PD	FF	FR
Nov 11	vs. Buffalo*									
Nov 18	vs. Indianapolis*	S	5	2	7	0-0	1-59	1	0	0
Nov 22	at N.Y. Jets*	S	1	1	2	0-0	0-0	0	0	0
Dec 2	at Miami*	S	2	1	3	0-0	0-0	0	0	0
Dec 10	vs. Houston*	S	2	0	2	0-0	0-0	1	0	0
Dec 16	vs. San Francisco	S	2	2	4	0-0	0-0	0	0	1
Dec 23	at Jacksonville*	P	1	0	1	0-0	0-0	0	0	0
Dec 30	vs. Miami*	S								

DID NOT PLAY

Regular Season Totals		10/9	33	7	40	0-0	2-59	9	0	1
Jan 13	vs. Houston*†	S	9	1	10	0-0	0-0	0	0	0
Jan 20	vs. Baltimore#	S	0	0	0	0-0	0-0	1	0	0
Postseason Totals		2/2	9	1	10	0-0	0-0	1	0	0

Postseason Totals

2/2 9 1 10 0-0 0-0 1 0 0

†AFC Divisional Playoff Game; #AFC Championship Game

## 2013 NEW ENGLAND (12-4)

## TACKLES

Date	Opponent	P/S	UT	A	TT	S-Yds.	I-Yds	PD	FF	FR
Sep 8	at Buffalo*	S	3	0	3	0-0	0-0	0	0	0
Sep 12	vs. N.Y. Jets*	S	1	1	2	0-0	2-14	2	1	0
Sep 22	vs. Tampa Bay*	S	3	2	5	0-0	1-0	1	0	0
Sep 29	at Atlanta*	S	1	1	2	0-0	1-2	4	0	0
Oct 6	at Cincinnati	S	4	1	5	0-0	0-0	1	0	0
Oct 13	vs. New Orleans*	S	0	0	0	0-0	0-0	1	0	0

Games 7-9

INACTIVE

Date	Opponent	P/S	UT	A	TT	S-Yds.	I-Yds	PD	FF	FR
Nov 18	at Carolina	S	5	0	5	0-0	0-0	2	0	0
Nov 24	vs. Denver*	S	3	1	4	0-0	0-0	1	0	0
Dec 1	at Houston*	S	3	0	3	0-0	0-0	1	0	0
Dec 8	vs. Cleveland*	S	3	0	3	0-0	0-0	0	0	0
Dec 15	at Miami	S	1	1	2	0-0	0-0	0	0	0
Dec 22	at Baltimore*	S	4	2	6	0-0	0-0	0	0	0
Dec 29	vs. Buffalo*	S	4	0	4	0-0	0-0	0	0	0

Regular Season Totals		13/13	35	9	44	0-0	4-12	13	1	0
Jan 11	vs. Indianapolis*†	S	2	2	4	0-0	0-0	0	0	0
Jan 19	at Denver#	S	1	0	1	0-0	0-0	0	0	0

Postseason Totals

2/2 3 2 5 0-0 0-0 0 0 0

†AFC Divisional Playoff Game; #AFC Championship Game

## 2014 DENVER (12-4)

## TACKLES

Date	Opponent	P/S	UT	A	TT	S-Yds.	I-Yds	PD	FF	FR
Sep 7	vs. Indianapolis*	S	4	0	4	0-0	0-0	3	0	0
Sep 14	vs. Kansas City*	S	2	0	2	0-0	0-0	1	0	0
Sep 21	at Seattle	S	5	1	6	0-0	0-0	1	0	0
Oct 5	vs. Arizona*	S	3	0	3	0-0	0-0	0	0	0
Oct 12	at N.Y. Jets*	S	4	0	4	0-0	1-22	2	0	0
Oct 19	vs. San Francisco*	S	2	0	2	0-0	1-3	1	0	0
Oct 23	vs. San Diego*	S	6	1	7	0-0	0-0	2	0	0
Nov 2	at New England	S	7	0	7	0-0	0-0	0	0	0
Nov 9	at Oakland*	S	1	1	2	0-0	0-0	1	0	0
Nov 16	at St. Louis	S	2	2	4	0-0	0-0	0	0	0
Nov 23	vs. Miami*	S	2	0	2	0-0	0-0	0	1	0

Nov 30

INACTIVE

Date	Opponent	P/S	UT	A	TT	S-Yds.	I-Yds	PD	FF	FR
Dec 7	vs. Buffalo*	S	3	1	4	0-0	0-0	0	0	0
Dec 14	at San Diego*	S	7	1	8	0-0	1-4	3	0	0
Dec 22	at Cincinnati	S	3	1	4	0-0	1-33	3	0	0
Dec 28	vs. Oakland*	S	3	1	4	1-8	0-0	0	0	0

Regular Season Totals	15/15	54	9	63	1-8	4-62	17	1	0
Jan 11 vs. Indianapolis†	S	4	0	4	0-0	0-0	1	0	0

Postseason Totals

1/1 4 0 4 0-0 0-0 1 0 0

†AFC Divisional Playoff Game

## Did You Know?

Randy Gradishar accounted for 33 turnovers (20 INTs, 13 FR) during his 10-year career with the Broncos from 1974-83, and that total tied for the fourth most by an NFL linebacker in that span.

2015 DENVER (12-4)			TACKLES							
Date	Opponent	P/S	UT	A	TT	S-Yds.	I-Yds.	PD	FF	FR
Sep 13	vs. Baltimore*	S	2	1	3	0-0	1-51	2	0	0
Sep 17	at Kansas City*	S	2	0	2	0-0	1-9	2	0	0
Sep 27	at Detroit*	S	5	0	5	0-0	0-0	1	0	0
Oct 4	vs. Minnesota*	S	3	0	3	0-0	0-0	0	0	0
Oct 11	at Oakland*	S	1	1	2	0-0	0-0	0	0	0
Oct 18	at Cleveland*	S	3	1	4	0-0	1-63	2	0	0
Nov 1	vs. Green Bay*	S	1	0	1	0-0	0-0	0	0	0
Nov 8	at Indianapolis	S	0	0	0	0-0	0-0	1	0	0
Nov 15	vs. Kansas City	RESERVE/SUSPENDED								
Nov 22	at Chicago*	S	3	0	3	0-0	0-0	1	0	0
Nov 29	vs. New England*	S	2	2	4	0-0	0-0	2	0	0
Dec 6	at San Diego*	S	2	0	2	0-0	0-0	0	0	0
Dec 13	vs. Oakland	S	1	0	1	0-0	0-0	1	0	0
Dec 20	at Pittsburgh	S	8	0	8	0-0	0-0	2	0	0
Dec 28	vs. Cincinnati*	S	2	0	2	0-0	0-0	0	0	0
Jan 3	vs. San Diego*	S	4	1	5	0-0	0-0	0	0	0
Season Totals		15/15	39	6	45	0-0	3-123	14	0	0
Jan 17	vs. Pittsburgh*†	S	4	0	4	0-0	0-0	2	0	0
Jan 24	vs. New England*#	S	4	1	5	0-0	0-0	2	0	0
Feb 7	vs. Carolina*\$	S	5	0	5	0-0	0-0	2	0	0
Postseason Totals		3/3	13	1	14	0-0	0-0	6	0	0
†AFC Divisional Playoff Game; #AFC Championship Game; \$Super Bowl 50										

†AFC Divisional Playoff Game; #AFC Championship Game; \$Super Bowl 50



## PHIL TAYLOR

97

### NOSE TACKLE

6-3 • 335 • 5TH YR. • BAYLOR

BORN: April 7, 1988, in Washington, D.C.

HIGH SCHOOL: Gwynn Park High School, Brandywine, M.D.

ACQUIRED: Free Agent, 2016

NFL YEAR: 5th • YEAR WITH BRONCOS: 1st

NFL GAMES PLAYED/STARTED: 44/42



### TAYLOR AT A GLANCE:

- A fifth-year nose tackle who started 42-of-44 games played with Cleveland (2011-14) during his first four NFL seasons, totaling 109 tackles (69 solo), seven sacks (31 yds.), six passes defended, one forced fumble and one fumble recovery.
- Spent the 2015 season out of the NFL after competing with the Browns during training camp.
- Opened 22-of-25 games for Baylor University after beginning his collegiate career at Penn State University.
- Earned All-Big 12 Conference honors as a senior for Baylor after posting 62 tackles (35 solo), two sacks, two passes defended and one forced fumble.
- Joined the Broncos as a free agent on Feb. 22, 2016.
- Selected by the Browns in the first round (21st overall) of the 2011 NFL Draft.

**CAREER TRANSACTIONS:** Signed Cleveland as a draft choice 8/2/11; Waived by Cleveland 9/1/15; Signed by Denver 2/22/16.



**2015:** Taylor spent 2015 out of football after competing with Cleveland in training camp.

**2014:** Taylor played five games (4 starts) for Cleveland... Appeared in the team's first four games before being inactive for four games... Started at Cin. (11/11) and made three tackles before being placed on injured reserve following the game.

**2013:** Taylor opened all 15 games played at nose tackle for Cleveland, finishing the season with 26 tackles (14 solo), two sacks (11 yds.) and one pass defended.

**2012:** Taylor appeared in eight games (7 starts) for Cleveland after being activated from the PUP List on Nov. 2... Finished the season with 14 tackles (12 solo), one sack (6 yds.) and one fumble recovery.

**2011:** Selected by Cleveland in the first round (21st overall) of the 2011 NFL Draft, Taylor started all 16 games at defensive tackle... Named to the PFWA All-Rookie team after collecting 59 tackles (37 solo), four sacks (14 yds.), one forced fumble and one pass defended... Tallied five or more stops in seven games... Made his first career start vs. Cin. (9/11) and finished with six tackles (5 solo)... Posted his first sack (3 yds.) vs. Mia. (9/25)... Registered a career-high nine tackles (6 solo) vs. Jac. (11/20).

**COLLEGE:** Taylor started 22-of-25 at Baylor University, earning All-Big 12 Conference honors as a senior after posting 62 tackles (35 solo), two sacks, two passes defended and one forced fumble... Began his career at Penn State University, appearing in 19 games (5 starts)... Finished his collegiate career with 107 tackles, 5.5 sacks, two fumble recoveries, a forced fumble, an interception and two blocked kicks... Graduated with a degree in general studies.

**PERSONAL:** Taylor attended Gwynn Park High School in Brandywine, Md.... Earned all-state and Washington All-Metro first-team honors as a senior after recording 77 tackles and 10 sacks... Played baseball and threw shot put for the track and field team... Created the TaylorMade98 Foundation, which was established in 2011 to encourage kids to be responsible leaders within their family and community... Phillip Eugene Taylor was born on April 7, 1988, in Washington, D.C.

**TAYLOR'S REGULAR SEASON RECORD**

Year	Club	G	S	UT	A	TT	S-Yds.	I-Yds.	PD	FF	FR	TD-Int.	TD-FR	S	Pts.
2011	Cleveland	16	16	37	22	59	4-14	0-0	1	1	0	0	0	0	0
2012	Cleveland	8	7	12	2	14	1-6	0-0	0	0	1	0	0	0	0
2013	Cleveland	15	15	14	12	26	2-11	0-0	0	0	0	0	0	0	0
2014	Cleveland	5	4	6	4	10	0-0	0-0	0	0	0	0	0	0	0
<b>CAREER TOTALS</b>		<b>44</b>	<b>42</b>	<b>69</b>	<b>40</b>	<b>109</b>	<b>7-31</b>	<b>0-0</b>	<b>1</b>	<b>1</b>	<b>1</b>	<b>0</b>	<b>0</b>	<b>0</b>	<b>0</b>

**TAYLOR'S SINGLE GAME HIGHS**

(Postseason in parentheses)

**Tackles** — 9 vs. Jacksonville, 11/20/11. **Sacks** — 1, seven times, last at Kansas City, 10/27/13. **Sack yards** — 7, twice, last at Minnesota, 9/22/13.

**PHIL TAYLOR'S CAREER GAME-BY-GAME**

(Victories asterisked)

2011 CLEVELAND (4-12)			TACKLES								
Date	Opponent	P/S	UT	A	TT	S-Yds.	I-Yds.	PD	FF	FR	
Sep 11	vs. Cincinnati	S	5	1	6	0-0	0-0	0	0	0	
Sep 18	at Indianapolis*	S	2	3	5	0-0	0-0	1	0	0	
Sep 25	vs. Miami*	S	4	3	7	1-3	0-0	0	0	0	
Oct 2	vs. Tennessee	S	0	2	2	0-0	0-0	0	0	0	
Oct 16	at Oakland	S	3	0	3	1-1	0-0	0	0	0	
Oct 23	vs. Seattle*	S	0	0	0	0-0	0-0	0	0	0	
Oct 30	at San Francisco	S	2	0	2	1-3	0-0	0	1	0	
Nov 6	at Houston	S	1	0	1	0-0	0-0	0	0	0	
Nov 13	vs. St. Louis	S	4	1	5	1-7	0-0	0	0	0	
Nov 20	vs. Jacksonville*	S	6	3	9	0-0	0-0	0	0	0	
Nov 27	at Cincinnati	S	2	0	2	0-0	0-0	0	0	0	
Dec 4	vs. Baltimore	S	1	5	6	0-0	0-0	0	0	0	
Dec 8	at Pittsburgh	S	0	1	1	0-0	0-0	0	0	0	
Dec 18	at Arizona	S	2	1	3	0-0	0-0	0	0	0	
Dec 24	at Baltimore	S	4	1	5	0-0	0-0	0	0	0	
Jan 1	vs. Pittsburgh	S	1	1	2	0-0	0-0	0	0	0	
Season Totals			16/16	37	29	59	4-14	0-0	1	1	0
2012 CLEVELAND (5-11)			TACKLES								
Date	Opponent	P/S	UT	A	TT	S-Yds.	I-Yds.	PD	FF	FR	
Games 1-8			ACTIVATED FROM PUP LIST NOV. 2								
Nov 4	vs. Baltimore	S	1	0	1	0-0	0-0	0	0	0	
Nov 18	at Dallas	S	2	0	2	0-0	0-0	0	0	0	
Nov 25	vs. Pittsburgh*	P	1	0	1	1-6	0-0	0	0	1	
Dec 2	at Oakland*	S	1	0	1	0-0	0-0	0	0	0	
Dec 9	vs. Kansas City*	S	1	0	1	0-0	0-0	0	0	0	
Dec 16	vs. Washington	S	4	1	5	0-0	0-0	0	0	0	
Dec 23	at Denver	S	1	0	1	0-0	0-0	0	0	0	
Dec 30	at Pittsburgh	S	1	1	2	0-0	0-0	0	0	0	
Season Totals			8/7	12	2	14	1-6	0-0	0	0	1
2013 CLEVELAND (4-12)			TACKLES								
Date	Opponent	P/S	UT	A	TT	S-Yds.	I-Yds.	PD	FF	FR	
Sep 8	vs. Miami	S	0	2	2	0-0	0-0	0	0	0	
Sep 15	at Baltimore	S	0	1	1	0-0	0-0	0	0	0	
Sep 22	at Minnesota*	S	1	1	2	1-7	0-0	0	0	0	
Sep 29	vs. Cincinnati*	S	2	0	2	0-0	0-0	0	0	0	
Oct 3	vs. Buffalo*	S	2	2	4	0-0	0-0	0	0	0	
Oct 13	vs. Detroit	S	0	0	0	0-0	0-0	0	0	0	
Oct 20	at Green Bay	S	1	2	3	0-0	0-0	0	0	0	
Oct 26	Kansas City	S	3	0	3	1-4	0-0	0	0	0	
Nov 3	vs. Baltimore*	S	1	0	1	0-0	0-0	0	0	0	
Nov 17	at Cincinnati	S	0	2	2	0-0	0-0	0	0	0	
Nov 24	vs. Pittsburgh	S	0	0	0	0-0	0-0	0	0	0	
Dec 1	vs. Jacksonville	S	2	0	2	0-0	0-0	0	0	0	
Dec 8	at New England	S	1	1	2	0-0	0-0	1	0	0	
Dec 15	vs. Chicago	S	1	0	1	0-0	0-0	0	0	0	
Dec 22	at New York Jets	S	0	1	1	0-0	0-0	0	0	0	
Dec 29	at Pittsburgh	INACTIVE									
Season Totals			15/15	14	12	26	2-11	0-0	1	0	0

2014 CLEVELAND (7-9)			TACKLES							
Date	Opponent	P/S	UT	A	TT	S-Yds.	I-Yds.	PD	FF	FR
Sep 7	at Pittsburgh	S	1	1	2	0-0	0-0	0	0	0
Sep 14	vs. New Orleans*	P	0	1	1	0-0	0-0	0	0	0
Sep 21	vs. Baltimore	S	2	1	3	0-0	0-0	0	0	0
Oct 5	at Tennessee*	S	1	0	1	0-0	0-0	0	0	0
Games 4-8					INACTIVE					
Nov 11	at Cincinnati*	S	2	1	3	0-0	0-0	1	0	0
PLACED ON INJURED RESERVE NOV. 14										
Season Totals		5/4	6	4	10	0-0	0-0	1	0	0



## DEMARIYUS THOMAS

88

### WIDE RECEIVER

6-3 • 229 • 7TH YR. • GEORGIA TECH

BORN: Dec. 25, 1987, in Montrose, Ga.

HIGH SCHOOL: West Laurens High School, Montrose, Ga.

ACQUIRED: Draft #1a (22nd overall), 2010

NFL YEAR: 7th • YEAR WITH BRONCOS: 7th

NFL GAMES PLAYED/STARTED: 85/71 • POSTSEASON GP/GS: 10/10



### THOMAS AT A GLANCE:

- A seventh-year wide receiver and three-time Pro Bowl selection who played 85 regular-season games (71 starts) and opened all 10 postseason contests for the Broncos during his first six seasons in Denver.
- Ranks first in franchise history with 32 total games with 100-plus receiving yards—a figure that ranks second in the NFL since 2011 when he recorded his first 100-yard receiving output.
- Surpassed 1,300 receiving yards (1,304) in 2015 to join Marvin Harrison (5) and Jerry Rice (4) as the only players in NFL history with four consecutive seasons totaling at least 90 receptions and 1,300 receiving yards.
- Named to his third consecutive Pro Bowl in 2014—tying for the most selections by a wide receiver in Broncos history (Rod Smith)—after setting a franchise single-season record with 1,619 receiving yards and ranking second in team annals with 111 catches on the year.
- Set a team record in 2014 for most 100-yard receiving games (10), reaching the century mark in seven consecutive contests (Games 4-10) to tie for the second-longest streak in league history.
- Combined with teammate Emmanuel Sanders (101-1,404) to record the most receiving yards (3,023) and tie for the most receptions (212) by an offensive tandem in the NFL in 2014—marking the second time a pair of Broncos teammates posted 100-plus receptions in the same season.
- Established a Broncos single-game receiving yardage record with his 226-yard performance vs. Arizona (10/5/14) to earn AFC Offensive player of the Week recognition.
- Ranked second in the NFL with 14 receiving touchdowns and fourth in the league with 1,430 yards on 92 catches in 2013 to earn his second consecutive Pro Bowl selection and Associated Press second-team All-Pro recognition.
- Combined with teammate Eric Decker to represent the most prolific receiving tandem (2,718 yds.) in the NFL in 2013.
- Selected to his first Pro Bowl following the 2012 season in which he caught 94 passes for 1,434 yards (15.3 avg.) with 10 touchdowns, ranking fourth in the league in receiving yards and posting the second-most 25+ yard receptions (18) in the NFL.
- Fueled Denver's 29-23 win against Pittsburgh in the AFC Wild Card round (1/8/12) with his four-catch, 204-yard performance that included an 80-yard game-winning touchdown recep-

### 88's TROPHY CASE

Pro Bowls (3) ..... 2012-14

All-Pro (2nd team) (2) ..... 2013-14

### THOMAS IN ELITE COMPANY

#### MOST CONSECUTIVE SEASONS WITH 1,300 RECEIVING YARDS AND 90 RECEPTIONS, NFL HISTORY

Player	No.	Years
1. Marvin Harrison, Ind.	5	1999-2003
2. Demaryius Thomas, Den.	4	2012-15
Jerry Rice, S.F.	4	1993-96

- tion on the first play of overtime.
- Totaled eight receptions for 97 yards (12.1 avg.) with one touchdown in his NFL debut vs. Seattle (9/19/10) to mark the second-most catches by a Broncos rookie in his pro debut and become just the ninth player (since 1970) to record at least eight catches in their first NFL game.
  - Finished his career at Georgia Tech ranked fourth in school history in receiving yards (2,339), fourth in touchdown catches (15) and seventh in receptions (120).
  - Averaged nearly 20 yards per reception during his collegiate career, posting the fifth-best receiving average (19.5) for a career in Atlantic Coast Conference history.
  - Selected by the Broncos in the first round (22nd overall) of the 2010 NFL Draft.

**CAREER TRANSACTIONS:** Signed by Denver as a draft choice 8/1/10.



**2015:** Thomas surpassed 1,300 receiving yards (105-1,304, 6 TDs) in 2015 to join Marvin Harrison (5) and Jerry Rice (4) as the only players in NFL history with four consecutive seasons totaling at least 90 receptions and 1,300 receiving yards... Started all 16 games for the fourth consecutive season... Posted seven catches for 60 yards (8.6 avg.) in Denver's three postseason contents... Moved up to fourth place all-time in club history with 6,228 career receiving yards vs. N.E. (11/29)... Tied former WR Ed McCaffrey for third place in Broncos history with his 46th career touchdown reception at Pit.(12/20)... Passed Ring of Fame WR Rod Smith for the most 100-yard receiving games (32) in team history (regular season and postseason) vs. S.D. (1/3)... Set Denver's career postseason reception record (50) and finished with four catches for 40 yards (10.0 avg.) and a two-point conversion in the team's AFC Divisional Playoff Game vs. Pit. (1/17)... Caught one pass for eight yards and drew a third-down pass interference call in the end zone on the team's final drive in Denver's Super Bowl 50 victory vs. Car. (2/7).

**2014:** Thomas, who was voted a captain by his teammates, started all 16 regular-season games, earning his third straight Pro Bowl selection and second consecutive All-Pro second-team nod from the Associated Press after setting a Broncos single-season record with 1,619 yards on 111 receptions (14.6 avg.) with 11 touchdowns... Set a franchise single-season record for most games with 100-plus yards receiving (10) and became just the seventh player in pro football history with 10 such games in a single year... Recorded 100 receiving yards in Games 4-10 to tie for the second-longest streak in league history and set a club record... Joined Marvin Harrison and Jerry Rice as the only players in NFL history with three consecutive 1,400-yard, 10-touchdown seasons... Joined Broncos Ring of Famer Rod Smith (2000-01, '05) as the only receivers in franchise history to be named to at least three Pro Bowls... Teamed with Emmanuel Sanders to become only the second 100-catch duo in club history (Rod Smith/Ed McCaffrey, 2000)... Combined with Sanders to record the most receiving yards (3,023) and tie for the most receptions (212) by an offensive tandem in the NFL in 2014... Caught the game-tying two-point conversion pass from quarterback Peyton Manning to force overtime at Sea. (9/21)... Set a Broncos single-game receiving yardage record with his 226 yards vs. Ari. (10/5) and was named AFC Offensive Player of the Week for his performance... Caught 11 passes for 108 yards (9.8 avg.) at Oak. (11/9) to top 1,000 yards on the year and become just the fourth player in Broncos history with three consecutive 1,000-yard receiving seasons... Caught seven passes for 103 yards (14.7 avg.) at Stl. (11/19) to represent his seventh consecutive game with at least 100 yards receiving, marking the longest streak of its kind in team history and tying for the second-longest such streak in league history... Topped the 100-reception mark for the first time in his career with seven catches for 115 yards (16.4 avg.) at Cin. (12/22)... Caught five passes for 59 yards (11.8 avg.) with one touchdown in Denver's AFC Divisional Playoff Game vs. Ind. (1/11) to tie Rod Smith for the most postseason scoring receptions in franchise history.

**2013:** Thomas started all 16 regular-season games, earning his second consecutive Pro Bowl selection and Associated Press second-team All-Pro honors after posting 92 receptions for 1,430 yards (15.5 avg.) with 14 touchdowns... Ranked fourth in the NFL in receiving yards and second in receiving scores... Led all NFL players in receptions (28) and receiving yards (327) in the postseason in addition to collecting two touchdown catches in three playoff games... Posted his first career 10-catch game (10-94) vs. Oak. (9/23)... Recorded his first three-touchdown game at S.D. (11/10) to earn AFC Offensive Player of the Week honors... Surpassed the 1,000-yard mark for the second straight season after catching three passes for 106 yards (35.3 avg.), including a game-long 77-yard reception, at K.C. (12/1)... Hauled in a game-high eight passes (54 yds.) and

THOMAS ONE OF LEAGUE'S BEST IN ALL CATEGORIES SINCE 2012

WHERE THOMAS RANKS AMONGST LEAGUE'S TOP WIDE RECEIVERS (SORTED BY MOST RECEPTIONS)

Player	GP	Rec.	Yds.	Rec. TDs	25 yds.+	Yds/G
Antonio Brown	61	441 (1)	5,818 (1)	36 (8)	48 (4)	95.4 (3)
<b>Demaryius Thomas</b>	<b>64</b>	<b>402 (2)</b>	<b>5,797 (2)</b>	<b>41 (T-3)</b>	<b>57 (1)</b>	<b>90.4 (4)</b>
Brandon Marshall	61	388 (3)	5,026 (6)	45 (1)	35 (T-15)	82.4 (6)
Calvin Johnson	59	365 (4)	5,747 (3)	34 (9)	50 (2)	97.4 (2)
Julio Jones	52	360 (5)	5,242 (4)	26 (16)	46 (T-5)	100.8 (1)
A.J. Green	61	350 (6)	5,114 (5)	38 (T-5)	41 (7)	83.8 (5)
Andre Johnson	63	347 (7)	4,444 (7)	16 (T-57)	31 (T-31)	70.5 (16)
Eric Decker	62	326 (8)	4,341 (9)	41 (T-3)	33 (T-19)	70.0 (17)
Larry Fitzgerald	62	325 (9)	3,751 (15)	25 (T-17)	17 (T-61)	60.5 (24)
Dez Bryant	57	304 (10)	4,336 (10)	44 (2)	40 (T-8)	76.1 (9)



<u>MOST REC. YDS., SINGLE SEASON, BRONCOS HISTORY</u>			<u>MOST RECEPTIONS, SINGLE SEASON, BRONCOS HISTORY</u>		
Player	Year	No.	Player	Year	No.
1. Demaryius Thomas	2014	1,619	1. Rod Smith	2000	113
2. Rod Smith	2000	1,602	2. Demaryius Thomas	2014	111
3. Brandon Lloyd	2010	1,448	3. Demaryius Thomas	2015	105
4. Demaryius Thomas	2012	1,434	4. Brandon Marshall	2008	104
5. Demaryius Thomas	2013	1,430	5. Brandon Marshall	2007	102

opened the scoring with a 2-yard touchdown catch in the first quarter of Denver's AFC Divisional Playoff Game vs. S.D. (1/12)... Caught seven passes for a game-high 134 yards (19.1 avg.) with one touchdown in Denver's AFC Championship Game vs. N.E. (1/19)... Set a Super Bowl record with 13 receptions for 118 yards (9.1 avg.) with one touchdown in Super Bowl XLVIII vs. Sea. (2/2).

**2012:** Thomas started all 16 regular-season games for the first time in his career and earned his first Pro Bowl selection after finishing as the team's leading receiver with 94 catches for 1,434 yards (15.3 avg.) and 10 touchdowns... Ranked in the league's top 10 in receiving yards (4th), receptions (8th), receiving average (2nd), touchdowns (7th) and 25-yard catches (2nd)... Topped the 100-yard mark in seven games... Caught quarterback Peyton Manning's 500th career touchdown throw when he took a screen pass 71 yards to the end zone in the third quarter vs. Pit. (9/9)... Surpassed the 1,000-yard mark for the first time in his career, finishing with a game-high 82 receiving yards (4-82) with one touchdown at K.C. (11/25)... Registered his second career multiple-touchdown game with a pair of scoring catches vs. T.B. (12/2)... Topped the 100-yard mark for the sixth game of the season vs. Cle. (12/23)... Made a 17-yard touchdown catch in Denver's AFC Divisional Playoff Game vs. Bal. (1/12).

**2011:** Thomas played 11 regular-season games (5 starts) and ranked second on the team with 32 receptions for 551 yards (17.2 avg.) with four touchdowns... Inactive for the first five games of the year while recovering from an offseason Achilles injury and a broken thumb suffered in training camp... Started both postseason contests and totaled 10 catches for 297 yards (29.7 avg.) with one score... Set a franchise record by leading the Broncos in receiving in the season's final seven games... Posted 25 receptions for 448 yards (17.9 avg.) with three touchdowns in Denver's final five regular-season games... Fueled Denver's 29-23 win vs. Pit. (1/8) in the AFC Wild Card Game when he caught an 80-yard touchdown on the first play of overtime (longest overtime scoring play in NFL postseason history)... Totaled four receptions for 204 yards against the Steelers to mark the most receiving yards by a Bronco in playoff history and the second-highest receiving average (51.0) in a single game in NFL annals.

**2010:** Selected by Denver in the first round (22nd overall) of the 2010 NFL Draft, Thomas played 10 games (2 starts) and totaled 22 receptions for 283 yards (12.9 avg.) with two touchdowns to go along with 16 kick-off returns for 398 yards (24.9 avg.)... Missed Denver's season opener at Jac. (9/12) with a foot injury that sidelined him the entire preseason... Recorded eight receptions for 97 yards (12.1 avg.) with one touchdown vs. Sea. (9/19) in his NFL debut to mark the second-most catches by a Broncos rookie in his pro debut and become just the ninth player in league history (since 1970) to record at least eight catches in his first NFL game... Caught a 17-yard touchdown over All-Pro cornerback Darrelle Revis vs. NYJ (10/17)... Inactive in Games 11-15 due to an ankle injury.

**COLLEGE:** Thomas played 39 games (36 starts) at Georgia Tech, where finished his career ranked fourth in school history in receiving yards (2,339), fourth in touchdown catches (15) and seventh in receptions (120)... Averaged nearly 20 yards per reception during his career, posting the fifth-best receiving average (19.5) in Atlantic Coast Conference history... Earned third-team All-America honors from the Associated Press and first-team All-ACC accolades as a senior in 2009 after ranking second in the nation with a school-record 25.1-yard average on 46 catches for 1,154 yards, which ranked second all-time in Georgia Tech annals.

**PERSONAL:** Thomas attended West Laurens High School in Montrose, Ga., where he was a first-team Class AA all-state selection by the *Atlanta Journal Constitution* and a two-time all-region and All-Heart of Georgia choice... Caught 56 passes for 756 yards (13.5 avg.) with seven touchdowns as a senior... Played on the school's state championship basketball team... First name is pronounced duh-MARE-ee-us... Demaryius Thomas was born on Dec. 25, 1987, in Montrose, Ga.

<b><u>MOST RECEIVING YARDS, SINGLE GAME, BRONCOS REGULAR-SEASON HISTORY</u></b>						
	<b>Player</b>	<b>Opponent</b>	<b>Rec.</b>	<b>Yds.</b>	<b>Avg.</b>	<b>TDs</b>
1.	<b>Demaryius Thomas</b>	<b>vs. Ari. (10/5/14)</b>	<b>8</b>	<b>226</b>	<b>28.3</b>	<b>2</b>
2.	Shannon Sharpe	at K.C. (10/20/02)	12	214	17.8	2
3.	Jabar Gaffney	vs. K.C. (1/3/10)	14	213	15.2	0
4.	Rod Smith	vs. Atl. (10/31/04)	9	208	23.1	1
5.	Brandon Marshall	at Ind. (12/13/09)	21	200	9.5	2

<b><u>MOST RECEIVING YARDS, SINGLE GAME, BRONCOS POSTSEASON HISTORY</u></b>						
	<b>Player</b>	<b>Opponent</b>	<b>Rec.</b>	<b>Yds.</b>	<b>Avg.</b>	<b>TDs</b>
1.	<b>Demaryius Thomas</b>	<b>vs. Pit. (1/8/12)</b>	<b>4</b>	<b>204</b>	<b>51.0</b>	<b>1</b>
2.	Steve Watson	vs. Pit. (12/30/84)	11	177	16.1	1
3.	Haven Moses	vs. Oak. (1/1/78)	5	168	33.6	2
4.	Shannon Sharpe	at LAA (1/9/94)	13	156	12.0	1
5.	Rod Smith	vs. Atl. (1/31/99)	5	152	30.4	1

## THOMAS' REGULAR SEASON RECORD

Year	Club	RECEIVING						KICKOFF RETURNS						SCORING			
		G	S	No.	Yds.	Avg.	LG	TD	No.	Yds.	Avg.	LG	TD	TD	TDr	2pt	Pts.
2010	Denver	10	2	22	283	12.9	31	2	16	398	24.9	65	0	2	0	0	12
2011	Denver	11	5	32	551	17.2	47	4	0	0	0.0	—	0	4	0	0	24
2012	Denver	16	16	94	1,434	15.3	71t	10	0	0	0.0	—	0	10	0	0	60
2013	Denver	16	16	92	1,430	15.5	78t	14	0	0	0.0	—	0	14	0	0	84
2014	Denver	16	16	111	1,619	14.6	86t	11	0	0	0.0	—	0	11	0	0	66
2015	Denver	16	16	105	1,304	12.4	48t	6	0	0	0.0	—	0	6	0	0	36
<b>CAREER TOTALS</b>		<b>85</b>	<b>71</b>	<b>456</b>	<b>6,621</b>	<b>14.5</b>	<b>86t</b>	<b>47</b>	<b>16</b>	<b>398</b>	<b>24.9</b>	<b>65</b>	<b>0</b>	<b>47</b>	<b>0</b>	<b>1</b>	<b>284</b>

**ADDITIONAL STATISTICS:** Rushing — 2010 (2-1, 0.5 avg., 1 LG), 2011 (1 for 5), TOTAL (3-6, 2.0 avg., 5 LG). Special-teams tackles — 2010 (3), TOTAL (3). Miscellaneous tackles — 2010 (2), 2013 (2), 2015 (2), TOTAL (6). Fumbles — 2010 (1 FR), TOTAL (1 FR).

## THOMAS' POSTSEASON RECORD

Year	Club	RECEIVING						KICKOFF RETURNS						SCORING			
		G	S	No.	Yds.	Avg.	LG	TD	No.	Yds.	Avg.	LG	TD	TD	TDr	2pt	Pts.
2011	Denver	2	2	10	297	29.7	80t	1	0	0	0.0	—	0	1	0	0	6
2012	Denver	1	1	3	37	12.3	17t	1	0	0	0.0	—	0	1	0	0	6
2013	Denver	3	3	28	306	10.9	30	3	0	0	0.0	—	0	1	0	0	6
2014	Denver	1	1	5	59	11.8	24	1	0	0	0.0	—	0	1	0	0	6
2015	Denver	3	3	7	60	8.6	15	0	0	0	0.0	—	0	0	0	0	2
<b>CAREER TOTALS</b>		<b>10</b>	<b>10</b>	<b>53</b>	<b>759</b>	<b>14.3</b>	<b>80t</b>	<b>6</b>	<b>0</b>	<b>0</b>	<b>0.0</b>	<b>—</b>	<b>0</b>	<b>3</b>	<b>0</b>	<b>1</b>	<b>26</b>

## THOMAS' SINGLE GAME HIGHS

(Postseason in parentheses)

**Receptions** — 11 at Oakland, 11/9/14 (13\* vs. Seattle, 2/2/14). **Receiving yards** — 226\* vs. Arizona, 10/5/14 (204\* vs. Pittsburgh, 1/8/12). **Longest reception** — 86t vs. Arizona, 10/5/14 (80t vs. Pittsburgh, 1/8/12). **Receiving touchdowns** — 3\*, twice, last vs. Miami, 11/23/14 (1, six times, last vs. Indianapolis, 1/11/15). **Consecutive games with 100 receiving yards** — 7\*, Games 4-10, 2014 (2, 1/19/14-2/2/14). **Kick returns** — 5 at San Francisco (London), 10/31/10 (none). **Kick return yards** — 144 at Tennessee, 10/3/10 (none). **Longest kick return** — 65 at Tennessee, 10/3/10 (none).

\*Super Bowl Record; ^Broncos Record

## THOMAS' 100-YARD RECEIVING GAMES (32, INCLUDES 3 POSTSEASON)

\*denotes win (Thomas' teams are 26-6, including postseason, when he records 100 or more yards receiving in a game.)

Date	Opponent	No.	Yds.	Avg.	LG	TD
12/4/11	at Minnesota*	4	144	36.0	42	2
12/18/11	vs. New England	7	116	16.6	39	0
1/8/12	vs. Pittsburgh*^	4	204	51.0	80t	1
9/9/12	vs. Pittsburgh*	5	110	22.0	71t	1
9/30/12	vs. Oakland*	5	103	20.6	40	0
10/7/12	at New England	9	180	20.0	38	0
10/28/12	vs. New Orleans*	7	137	19.6	41	1
11/11/12	at Carolina*	9	135	15.0	46	0
12/23/12	vs. Cleveland*	9	102	11.3	23	1
12/30/12	vs. Kansas City*	7	122	17.4	36	1
9/5/13	vs. Baltimore*	5	161	32.2	78t	2
11/10/13	at San Diego*	7	108	15.4	34t	3
11/17/13	vs. Kansas City*	5	121	24.2	70	0
12/1/13	at Kansas City*	3	106	35.3	77	0
12/22/13	at Houston*	8	123	15.4	36t	1
12/29/13	at Oakland*	6	113	18.8	63t	2
1/19/14	vs. New England*^	7	134	19.1	30	1
2/2/14	vs. Seattle^	13	118	9.1	23	1
10/5/14	vs. Arizona*	8	226	28.3	86t	2
10/12/14	at N.Y. Jets*	10	124	12.4	54	1
10/19/14	vs. San Francisco*	8	171	21.4	49	2
10/23/14	vs. San Diego*	8	105	13.1	23	0
11/2/14	at New England	7	127	18.1	41	0
11/9/14	at Oakland*	11	108	9.8	21	0
11/16/14	at St. Louis	7	103	14.7	23	0
12/14/14	at San Diego*	6	123	20.5	36	1
12/22/14	at Cincinnati	7	115	16.4	46	0
12/28/14	vs. Oakland*	8	115	14.4	27	0
9/17/15	at Kansas City*	8	116	14.5	22	0
10/18/15	at Cleveland*	10	111	11.1	20	0
11/1/15	vs. Green Bay*	8	164	21.0	47	0
1/3/16	vs. San Diego*	5	117	23.4	72t	1

^Playoff Game

## DID YOU KNOW?

The Broncos have selected more players (19) from the University of Florida in the NFL Draft than from any other school in the country.

# DEMARIUS THOMAS' CAREER GAME-BY-GAME

(Victories asterisked)

2010 DENVER (4-12)			RECEIVING					KICK RETURNS					SCORING	
Date	Opponent	P/S	No.	Yds.	Avg.	LG	TD	No.	Yds.	Avg.	LG	TD	2pt.	Pts.
Sep 12	at Jacksonville					INACTIVE								
Sep 19	vs. Seattle*	P	8	97	12.1	21t	1	0	0	0.0	—	0	0	6
Sep 26	vs. Indianapolis	P	2	43	21.5	27	0	0	0	0.0	—	0	0	0
Oct 3	at Tennessee*	P	1	9	9.0	9	0	4	144	36.0	65	0	0	0
Oct 10	at Baltimore	S	2	12	6.0	10	0	1	21	21.0	21	0	0	0
Oct 17	vs. N.Y. Jets	P	1	17	17.0	17t	1	0	0	0.0	—	0	0	6
Oct 24	vs. Oakland	P	1	6	6.0	6	0	1	3	3.0	3	0	0	0
Oct 31	at S.F. (London)	P	1	31	31.0	31	0	5	114	22.8	29	0	0	0
Nov 14	vs. Kansas City*	P	3	51	17.0	22	0	2	68	34.0	38	0	0	0
Nov 22	at San Diego	S	3	17	5.7	12	0	3	48	16.0	19	0	0	0
Games 11-15						INACTIVE								
Jan 2	vs. San Diego	P	0	0	0.0	—	0	0	0	0.0	—	0	0	0
<b>Regular Season Totals</b>			<b>10/2</b>	<b>22</b>	<b>283</b>	<b>12.9</b>	<b>31</b>	<b>2</b>	<b>16</b>	<b>398</b>	<b>24.9</b>	<b>65</b>	<b>0</b>	<b>12</b>

2011 DENVER (8-8)			RECEIVING					SCORING					
Date	Opponent	P/S	No.	Yds.	Avg.	LG	TD	2pt.	Pts.				
Games 1-5										INACTIVE			
Oct 23	at Miami*	P	3	27	9.0	15	1	0	6				
Oct 30	vs. Detroit	S	1	10	10.0	10	0	0	0				
Nov 6	at Oakland*	P	1	29	29.0	29	0	0	0				
Nov 13	at Kansas City*	P	0	0	0.0	—	0	0	0				
Nov 17	vs. N.Y. Jets*	S	2	37	18.5	28	0	0	0				
Nov 27	at San Diego*	P	0	0	0.0	—	0	0	0				
Dec 4	at Minnesota*	P	4	144	36.0	42	2	0	12				
Dec 11	vs. Chicago*	S	7	78	11.1	16	1	0	6				
Dec 18	vs. New England	S	7	116	16.6	39	0	0	0				
Dec 24	at Buffalo	S	4	76	19.0	47	0	0	0				
Jan 1	vs. Kansas City	P	3	34	11.3	17	0	0	0				
Regular Season Totals		11/5	32	551	17.2	47	4	0	24				
Jan 8	vs. Pittsburgh* <sup>‡</sup>	S	4	204	51.0	80t	1	0	6				
Jan 14	at New England <sup>‡</sup>	S	6	93	15.5	41	0	0	0				
Postseason Totals		2/2	10	297	29.7	80t	1	0	6				

†AFC Wild Card Game; †AFC Divisional Playoff Game

2012 DENVER (13-3)			RECEIVING					SCORING		
Date	Opponent	P/S	No.	Yds.	Avg.	LG	TD	2pt.	Pts.	
Sep 9	vs. Pittsburgh*	S	5	110	22.0	71t	1	0	6	
Sep 17	at Atlanta	S	8	78	9.8	17t	1	0	6	
Sep 23	vs. Houston	S	3	34	11.3	23	0	0	0	
Sep 30	vs. Oakland*	S	5	103	20.6	40	0	0	0	
Oct 7	at New England	S	9	180	20.0	38	0	0	0	
Oct 15	at San Diego*	S	2	37	18.5	29t	1	0	6	
Oct 28	vs. New Orleans*	S	7	137	19.6	41	1	0	6	
Nov 4	at Cincinnati*	S	6	77	12.8	45	0	0	0	
Nov 11	at Carolina*	S	9	135	15.0	46	0	0	0	
Nov 18	vs. San Diego*	S	3	42	14.0	17	1	0	6	
Nov 25	at Kansas City*	S	4	82	20.5	30t	1	0	6	
Dec 2	vs. Tampa Bay*	S	8	99	12.4	28	2	0	12	
Dec 6	at Oakland*	S	5	83	16.6	22	0	0	0	
Dec 16	at Baltimore*	S	4	13	3.3	5	0	0	0	
Dec 23	vs. Cleveland*	S	9	102	11.3	23	1	0	6	
Dec 30	vs. Kansas City*	S	7	122	17.4	36	1	0	6	
Regular Season Totals		16/16	94	1,434	15.3	71t	10	0	60	
Jan 12	vs. Baltimore †	S	3	37	12.3	17t	1	0	6	
Postseason Totals		1/1	3	37	12.3	17t	1	0	6	

†AFC Divisional Playoff Game

## DID YOU KNOW?

The Broncos' 13-10 win against the Boston Patriots at Boston University Field on Friday, Sept. 9, 1960, in front of 21,597 fans did more than mark the franchise's first victory in its first-ever regular-season game. Denver's contest at Boston also was the first regular-season game in American Football League history.

Halfback Al Carmichael also was credited with scoring the first touchdown in AFL (and Broncos) history in that game. On the first play of the second quarter, he took a short pass from quarterback Frank Tripucka along the right flat and reversed direction, going 59 yards down the left sideline for a touchdown that gave Denver a 7-3 lead.

2013 DENVER (13-3)			RECEIVING						SCORING	
Date	Opponent	P/S	No.	Yds.	Avg.	LG	TD		2pt.	Pts.
Sep 5	vs. Baltimore*	S	5	161	32.2	78t	2	0	0	12
Sep 15	at N.Y. Giants	S	5	52	10.4	18	0	0	0	0
Sep 23	vs. Oakland*	S	10	94	9.4	22	0	0	0	0
Sep 29	vs. Philadelphia*	S	9	86	9.6	15t	2	0	0	12
Oct 6	at Dallas*	S	5	57	11.4	26	0	0	0	0
Oct 13	vs. Jacksonville*	S	3	78	26.0	42	0	0	0	0
Oct 20	at Indianapolis*	S	4	82	20.5	31t	1	0	0	6
Oct 27	vs. Washington*	S	7	75	10.7	35t	1	0	0	6
Nov 10	at San Diego*	S	7	108	15.4	34t	3	0	0	18
Nov 17	vs. Kansas City*	S	5	121	24.2	70	0	0	0	0
Nov 24	at New England	S	4	41	10.3	15	1	0	0	6
Dec 1	at Kansas City*	S	3	106	35.3	77	0	0	0	0
Dec 8	vs. Tennessee*	S	7	88	12.6	38	1	0	0	6
Dec 12	vs. San Diego	S	4	45	11.3	21	0	0	0	0
Dec 22	vs. Houston*	S	8	123	15.4	36t	1	0	0	6
Dec 29	at Oakland*	S	6	113	18.8	63t	2	0	0	12
<b>Regular Season Totals</b>			<b>16/16</b>	<b>92</b>	<b>1,430</b>	<b>15.5</b>	<b>78t</b>	<b>14</b>	<b>0</b>	<b>84</b>
Jan 12	vs. San Diego*†	S	8	54	6.8	9	1	0	0	6
Jan 19	vs. New England*#	S	7	134	19.1	30	1	0	0	6
Feb 2	vs. Seattle\$	S	13	118	9.1	23	1	0	0	6
<b>Postseason Totals</b>			<b>3/3</b>	<b>28</b>	<b>306</b>	<b>10.9</b>	<b>30</b>	<b>3</b>	<b>0</b>	<b>18</b>


†AFC Divisional Playoff Game; #AFC Championship Game; \$Super Bowl XLVIII

2014 DENVER (12-4)			RECEIVING						SCORING	
Date	Opponent	P/S	No.	Yds.	Avg.	LG	TD		2pt.	Pts.
Sep 7	vs. Indianapolis*	S	4	48	12.0	26	0	0	0	0
Sep 14	vs. Kansas City*	S	5	62	12.4	21	1	0	0	6
Sep 21	at Seattle	S	4	31	7.8	12	0	2	0	0
Oct 5	vs. Arizona*	S	8	226	28.3	86t	2	0	0	12
Oct 12	at N.Y. Jets*	S	10	124	12.4	54	1	0	0	6
Oct 19	vs. San Francisco*	S	8	171	21.4	49	2	0	0	12
Oct 23	vs. San Diego*	S	8	105	13.1	23	0	0	0	0
Nov 2	at New England	S	7	127	18.1	41	0	0	0	0
Nov 9	at Oakland*	S	11	108	9.8	21	0	0	0	0
Nov 16	at St. Louis	S	7	103	14.7	23	0	0	0	0
Nov 23	vs. Miami*	S	10	87	8.7	21	3	0	0	18
Nov 30	at Kansas City*	S	6	63	10.5	23t	1	0	0	6
Dec 7	vs. Buffalo*	S	2	11	5.5	6	0	0	0	0
Dec 14	at San Diego*	S	6	123	20.5	36	1	0	0	6
Dec 22	at Cincinnati	S	7	115	16.4	46	0	0	0	0
Dec 28	vs. Oakland*	S	8	115	14.4	27	0	0	0	0
<b>Regular Season Totals</b>			<b>16/16</b>	<b>111</b>	<b>1,619</b>	<b>14.6</b>	<b>86t</b>	<b>11</b>	<b>2</b>	<b>66</b>
Jan 11	vs. Indianapolis†	S	5	59	11.8	24	1	0	0	6
<b>Postseason Totals</b>			<b>1/1</b>	<b>5</b>	<b>59</b>	<b>11.8</b>	<b>24</b>	<b>1</b>	<b>0</b>	<b>6</b>

†AFC Divisional Playoff Game

2015 DENVER (12-4)			RECEIVING						SCORING	
Date	Opponent	P/S	No.	Yds.	Avg.	LG	TD		2pt.	Pts.
Sep 13	vs. Baltimore*	S	7	60	8.6	11	0	0	0	0
Sep 17	at Kansas City*	S	8	116	14.5	22	0	0	0	0
Sep 27	at Detroit*	S	9	92	10.2	45t	1	0	0	6
Oct 4	vs. Minnesota*	S	9	93	10.3	30	0	0	0	0
Oct 11	at Oakland*	S	5	55	11.0	17	0	0	0	0
Oct 18	at Cleveland*	S	10	111	11.1	20	0	0	0	0
Nov 1	vs. Green Bay*	S	8	168	21.0	47	0	0	0	0
Nov 8	at Indianapolis	S	5	50	10.0	17	0	0	0	0
Nov 15	vs. Kansas City	S	7	71	10.1	17	0	0	0	0
Nov 22	at Chicago*	S	3	59	19.7	48t	1	0	0	6
Nov 29	vs. New England*	S	1	36	36.0	36	0	0	0	0
Dec 6	at San Diego*	S	6	61	10.2	21	1	0	0	6
Dec 13	vs. Oakland	S	10	95	9.5	17	0	0	0	0
Dec 20	at Pittsburgh	S	5	61	12.2	18	2	0	0	12
Dec 28	vs. Cincinnati*	S	7	59	8.4	13	0	0	0	0
Jan 3	vs. San Diego*	S	5	117	23.4	72t	1	0	0	6
<b>Season Totals</b>			<b>16/16</b>	<b>105</b>	<b>1,304</b>	<b>12.4</b>	<b>72t</b>	<b>6</b>	<b>0</b>	<b>36</b>
Jan 17	vs. Pittsburgh*†	S	4	40	10.0	15	0	1	0	2
Jan 24	vs. New England*#	S	2	12	6.0	7	0	0	0	0
Feb 7	vs. Carolina*\$	S	1	8	8.0	8	0	0	0	0
<b>Postseason Totals</b>			<b>3/3</b>	<b>7</b>	<b>60</b>	<b>8.6</b>	<b>15</b>	<b>0</b>	<b>1</b>	<b>2</b>

†AFC Divisional Playoff Game; #AFC Championship Game; \$Super Bowl 50



# JUWAN THOMPSON

40

## RUNNING BACK



5-11 • 225 • 3RD YR. • DUKE

BORN: May 13, 1992, in Atlanta

HIGH SCHOOL: Woodward Academy, Atlanta

ACQUIRED: College Free Agent, 2014

NFL YEAR: 3rd • YEAR WITH BRONCOS: 3rd

NFL GAMES PLAYED/STARTED: 30/1

### THOMPSON AT A GLANCE:

- A third-year running back who played 30 regular-season games (1 start) for Denver during his first two NFL seasons, rushing for 320 yards on 72 carries (4.4 avg.).
- Became the first undrafted rookie since 2006 to record multiple rushing touchdowns in a game with his two-touchdown performance against San Diego on Oct. 23, 2014.
- Appeared in 49 career games (24 starts) for Duke University and totaled 274 rushes for 1,244 yards (4.5 avg.) with nine touchdowns.
- Played all 14 games (4 starts) as a senior for the Blue Devils in 2013 and recorded 355 rushing yards on 64 attempts (5.4 avg.) with one touchdown.
- Entered the NFL with Denver as a college free agent on May 12, 2014.

**CAREER TRANSACTIONS:** Signed by Denver as a college free agent 5/12/14.



**2015:** Thompson saw action in 15 regular-season games and carried 18 times for 48 yards (2.7 avg.) in addition to catching six passes for 51 yards (8.5 avg.)... Was inactive for all three of Denver's postseason contests... Carried three times for 11 yards (3.7 avg.) before leaving the game in the second quarter with a neck injury at Det. (9/27)... Rushed a season-high eight times for 27 yards (3.4 avg.) and caught one pass for 14 yards at S.D. (12/6).

**2014:** Thompson, who entered the NFL with Denver as a college free agent, played 15 regular-season games and totaled 272 yards on 54 carries (5.0 avg.) with three touchdowns... Recorded his first career rushing touchdown in the fourth quarter vs. Ari. (10/5)... Notched the first multiple-touchdown game of his career vs. S.D. (10/23) to become the NFL's first undrafted rookie to accomplish that feat since 2006... Posted a career-high 10 carries for 39 yards (3.9 avg.) at K.C. (11/30)... Led the team with a personal-best 63 yards on four carries (15.8 avg.) vs. Buf. (12/7)... Made his first career start at fullback vs. Cin. (12/28).

**COLLEGE:** Thompson appeared in 49 career games (24 starts) for Duke University and totaled 274 rushes for 1,244 yards (4.5 avg.) with nine touchdowns... Added 56 receptions for 397 yards (7.1 avg.) with three scores and 15 kickoff returns for 326 yards (21.7 avg.)... Totaled career highs in rushing attempts (110), rushing yards (457) and rushing touchdowns (7) during his sophomore campaign in 2011 and was named the recipient of the school's Bob Pascal Award as the Most Outstanding Offensive Back.

**PERSONAL:** Thompson attended Woodward Academy in Atlanta, where he rushed for 1,622 yards and 22 touchdowns as a senior to earn honorable mention all-state honors... Majored in sociology with a minor in education at Duke... Juwan Thompson was born on May 13, 1992, in Atlanta.

### THOMPSON'S REGULAR SEASON RECORD

Year	Club	G	S	RUSHING				RECEIVING				SCORING			
				No.	Yds.	Avg.	LG	TD	No.	Yds.	Avg.	LG	TD	TDr	2pt
2014	Denver	15	0	54	272	5.0	47	3	4	25	6.3	14	0	3	0
2015	Denver	15	1	18	48	2.7	12	0	6	51	8.5	16	0	0	0
<b>CAREER TOTALS</b>		<b>30</b>	<b>1</b>	<b>72</b>	<b>320</b>	<b>4.4</b>	<b>47</b>	<b>3</b>	<b>10</b>	<b>76</b>	<b>7.6</b>	<b>16</b>	<b>0</b>	<b>3</b>	<b>0</b>

**ADDITIONAL STATISTICS:** Special teams tackles — 2015 (1), TOTAL (1).

### DID YOU KNOW?

Pro Football Hall of Fame quarterback John Elway started 2,608 drives during his 16-year career with the Broncos from 1983-98 and was replaced just 10 times due to injury (.383%).



# JUWAN THOMPSON'S CAREER GAME-BY-GAME

(Victories asterisked)

2014 DENVER (12-4)			RUSHING					RECEIVING					SCORING	
Date	Opponent	P/S	No.	Yds.	Avg.	LG	TD	No.	Yds.	Avg.	LG	TD	2pt.	Pts.
Sep 7	vs. Indianapolis*	P	0	0	0.0	—	0	0	0	0.0	—	0	0	0
Sep 14	vs. Kansas City*	P	0	0	0.0	—	0	0	0	0.0	—	0	0	0
Sep 21	at Seattle	P	0	0	0.0	—	0	0	0	0.0	—	0	0	0
Oct 5	vs. Arizona*	P	3	15	5.0	8t	1	0	0	0.0	—	0	0	6
Oct 12	at N.Y. Jets*	P	8	38	4.8	16	0	1	0	0.0	0	0	0	0
Oct 19	vs. San Francisco*	P	6	30	5.0	9	0	0	0	0.0	—	0	0	0
Oct 23	vs. San Diego*	P	7	24	3.4	5	2	0	0	0.0	—	0	0	12
Nov 2	at New England	P	2	6	3.0	6	0	1	6	6.0	6	0	0	0
Nov 9	at Oakland*	P	4	8	2.0	5	0	0	0	0.0	—	0	0	0
Nov 16	at St. Louis	P	0	0	0.0	—	0	1	5	5.0	5	0	0	0
Nov 23	vs. Miami*	P	5	33	6.6	21	0	0	0	0.0	—	0	0	0
Nov 30	at Kansas City*	P	10	39	3.9	17	0	0	0	0.0	—	0	0	0
Dec 7	vs. Buffalo*	P	4	63	15.8	47	0	1	14	14.0	14	0	0	0
Dec 14	at San Diego*	P	4	14	3.5	8	0	0	0	0.0	—	0	0	0
Dec 22	at Cincinnati	P	1	2	2.0	2	0	0	0	0.0	—	0	0	0
Dec 28	vs. Oakland*	INACTIVE												

<b>Regular Season Totals</b>	<b>15/0</b>	<b>54</b>	<b>272</b>	<b>5.0</b>	<b>47</b>	<b>3</b>	<b>4</b>	<b>25</b>	<b>6.3</b>	<b>14</b>	<b>0</b>	<b>0</b>	<b>0</b>	<b>18</b>
------------------------------	-------------	-----------	------------	------------	-----------	----------	----------	-----------	------------	-----------	----------	----------	----------	-----------

Jan 11 vs. Indianapolis†

<b>Postseason Totals</b>	<b>0</b>	<b>0</b>	<b>0</b>	<b>0.0</b>	<b>—</b>	<b>0</b>	<b>0</b>	<b>0</b>	<b>0.0</b>	<b>—</b>	<b>0</b>	<b>0</b>	<b>0</b>	<b>0</b>
--------------------------	----------	----------	----------	------------	----------	----------	----------	----------	------------	----------	----------	----------	----------	----------

†AFC Divisional Playoff Game

2015 DENVER (12-4)			RUSHING					RECEIVING					SCORING	
Date	Opponent	P/S	No.	Yds.	Avg.	LG	TD	No.	Yds.	Avg.	LG	TD	2pt.	Pts.
Sep 13	vs. Baltimore*	P	0	0	—	—	0	0	0	—	—	0	0	0
Sep 17	at Kansas City*	P	0	0	—	—	0	0	0	—	—	0	0	0
Sep 27	at Detroit*	P	3	11	3.7	6	0	0	0	—	—	0	0	0
Oct 4	vs. Minnesota*	P	0	0	—	—	0	0	0	—	—	0	0	0
Oct 11	at Oakland*	P	0	0	—	—	0	1	16	16.0	16	0	0	0
Oct 18	at Cleveland*	INACTIVE												
Nov 1	vs. Green Bay*	P	1	-1	-1.0	-1	0	0	0	—	—	0	0	0
Nov 8	at Indianapolis	P	0	0	—	—	0	0	0	—	—	0	0	0
Nov 15	vs. Kansas City	P	0	0	—	—	0	0	0	—	—	0	0	0
Nov 22	at Chicago*	P	0	0	—	—	0	0	0	—	—	0	0	0
Nov 29	vs. New England*	P	1	3	3.0	3	0	0	0	—	—	0	0	0
Dec 6	at San Diego*	P	8	27	3.4	12	0	1	14	14.0	14	0	0	0
Dec 13	vs. Oakland	P	5	8	1.6	5	0	4	21	5.3	8	0	0	0
Dec 20	at Pittsburgh	P	0	0	—	—	0	0	0	—	—	0	0	0
Dec 28	vs. Cincinnati*	S	0	0	—	—	0	0	0	—	—	0	0	0
Jan 3	vs. San Diego*	P	0	0	—	—	0	0	0	—	—	0	0	0

<b>Season Totals</b>	<b>15/1</b>	<b>18</b>	<b>48</b>	<b>2.7</b>	<b>12</b>	<b>0</b>	<b>6</b>	<b>51</b>	<b>8.5</b>	<b>16</b>	<b>0</b>	<b>0</b>	<b>0</b>	<b>0</b>
----------------------	-------------	-----------	-----------	------------	-----------	----------	----------	-----------	------------	-----------	----------	----------	----------	----------

Jan 17 vs. Pittsburgh††

Jan 24 vs. New England\*#

Feb 7 vs. Carolina\*\$

<b>Postseason Totals</b>	<b>0</b>	<b>0</b>	<b>0</b>	<b>0.0</b>	<b>—</b>	<b>0</b>	<b>0</b>	<b>0</b>	<b>0.0</b>	<b>—</b>	<b>0</b>	<b>0</b>	<b>0</b>	<b>0</b>
--------------------------	----------	----------	----------	------------	----------	----------	----------	----------	------------	----------	----------	----------	----------	----------

†AFC Divisional Playoff Game; #AFC Championship Game; \$Super Bowl 50



## VANCE WALKER

96

DEFENSIVE END

6-2 • 305 • 8TH YR. • GEORGIA TECH

BORN: April 26, 1987, in Fort Mill, S.C.

HIGH SCHOOL: Fort Mill (S.C.) High School

ACQUIRED: Unrestricted Free Agent, 2015

NFL YEAR: 8th • YEAR WITH BRONCOS: 2nd

NFL GAMES PLAYED/STARTED: 104/32 • POSTSEASON GP/GS: 7/2

## WALKER AT A GLANCE:

- An eighth-year defensive end who appeared in 104 regular-season games (32 starts) and seven postseason contests (2 starts) with Atlanta (2009-12), Oakland (2013), Kansas City (2014) and Denver (2015) during his first seven NFL seasons.
- Totaled 172 tackles (120 solo), 12 sacks (73 yds.), two passes defensed, three forced fumbles and one fumble recovery in his career.
- Produced multiple sacks in each of his last five seasons (2011-15), including two sacks (16

yds.) for the Broncos in 2015 while adding 33 tackles (22 solo).

- Started a personal-best 15 games for the Raiders in 2013, totaling a career-high 40 tackles (29 solo) and three sacks (15 yds.).
- Played 49 games (29 starts) for Georgia Tech, racking up 110 tackles (69 solo), 13 sacks, four forced fumbles and three fumble recoveries.
- Named a finalist for the 2008 Bednarik Award, presented annually to the nation's top defensive player, and was a first-team All-Atlantic Coast Conference selection his senior year.
- Joined the Broncos as a free agent on March 12, 2015.
- Selected by the Falcons in the seventh round (210th overall) of the 2009 NFL Draft.

**CAREER TRANSACTIONS:** Signed by Atlanta as a draft choice 6/5/09; Waived by Atlanta 9/5/09; Signed by Atlanta (practice squad) 9/6/09; Signed by Atlanta (active roster) 9/21/09; Signed by Oakland as an unrestricted free agent 3/18/13; Signed by Kansas City as an unrestricted free agent 3/14/14; Released by Kansas City 3/6/15; Signed by Denver 3/12/15.



**2015:** Walker posted 33 tackles (22 solo) and two sacks (16 yds.) while playing 15 regular-season games (4 starts) in his first season in Denver... Notched five tackles (3 solo) in Denver's three postseason contests... Started and made three tackles in his Broncos debut vs. Bal. (9/13)... Recorded a career-best six tackles (3 solo) vs. K.C. (11/15)... Posted two tackles (1 solo) in Denver's AFC Divisional Playoff Game vs. Pit. (1/17)... Registered one solo stop in Denver's AFC Championship Game vs. N.E. (1/24)... Posted a pair of tackles (1 solo) in Denver's Super Bowl 50 victory vs. Car. (2/7).

**2014:** Walker played all 16 games (2 starts) with Kansas City, finishing with 19 tackles (14 solo) and two sacks (14 yds.)... Registered a season-high four tackles (3 solo) at Ari. (12/7)... Matched his career-high with five tackles (3 solo) at Cle. (10/18).

**2013:** Walker started all 15 games he appeared in for Oakland, totaling a career-high 40 tackles (29 solo), three sacks (15 yds.) and seven tackles for a loss... Tied his career high with five solo tackles, including one sack (6 yds.), at K.C. (10/13).

**2012:** Walker saw action in all 16 games (9 starts) for Atlanta, recording 32 tackles (21 solo), three sacks (20 yds.) and one forced fumble... Started both postseason contests and registered six tackles (4 solo) and one sack (8 yds.)... Posted a season-high four tackles each at S.D. (9/23) and at N.O. (11/11).

**2011:** Walker played all 16 games for Atlanta, totaling 18 tackles (13 solo), two sacks (8 yds.), one forced fumble and one fumble recovery... Posted his first career sack (4 yds.) at Hou. (12/4).

**2010:** Walker saw action in all 16 games (1 start) for Atlanta, recording 13 tackles (8 solo) and two passes defended... Tied his career high with five tackles (4 solo) vs. Cin. (10/24)... Appeared in his first career postseason contest in Atlanta's NFC Divisional Playoff Game vs. G.B. (1/15).

**2009:** Selected by Atlanta in the seventh round (210th overall) of the 2009 NFL Draft, Walker played 10 games (1 start) and recorded 13 tackles (8 solo) and two passes defended in his rookie campaign... Totaled a season-high three solo tackles vs. Was. (11/8).

**COLLEGE:** Walker saw action in 49 games (29 starts) at Georgia Tech and produced 110 tackles (69 solo), 13 sacks, four forced fumbles and three fumble recoveries during his career... Named a first-team All-Atlantic Coast Conference selection as a junior and a senior and was chosen as a finalist for the 2008 Bednarik Award, presented annually to the nation's top defensive player.

**PERSONAL:** Walker prepped at Fort Mill (S.C.) High School, where he recorded 17.5 sacks and 41 tackles for loss as a senior... Vance Walker was born on April 26, 1987.

#### WALKER'S REGULAR SEASON RECORD

Year	Club	G	S	UT	A	TT	S-Yds.	I-Yds.	PD	FF	FR	TD-Int.	TD-FR	S	Pts.
2009	Atlanta	10	1	13	2	15	0-0	0-0	2	0	0	0	0	0	0
2010	Atlanta	16	1	8	7	15	0-0	0-0	0	0	0	0	0	0	0
2011	Atlanta	16	0	13	5	18	2-8	0-0	0	1	1	0	0	0	0
2012	Atlanta	16	9	21	11	32	3-20	0-0	0	1	0	0	0	0	0
2013	Oakland	15	15	29	11	40	3-15	0-0	0	0	0	0	0	0	0
2014	Kansas City	16	2	14	5	19	2-14	0-0	0	0	0	0	0	0	0
2015	Denver	15	4	22	11	33	2-16	0-0	0	0	0	0	0	0	0
<b>CAREER TOTALS</b>		<b>104</b>	<b>32</b>	<b>123</b>	<b>16</b>	<b>172</b>	<b>12-73</b>	<b>0-0</b>	<b>2</b>	<b>2</b>	<b>1</b>	<b>0</b>	<b>0</b>	<b>0</b>	<b>0</b>

#### WALKER'S POSTSEASON RECORD

Year	Club	G	S	UT	A	TT	S-Yds.	I-Yds.	PD	FF	FR	TD-Int.	TD-FR	S	Pts.
2010	Atlanta	1	0	0	0	0	0-0	0-0	0	0	0	0	0	0	0
2011	Atlanta	1	0	0	0	0	0-0	0-0	0	0	0	0	0	0	0
2012	Atlanta	2	2	4	2	6	1-8	0-0	0	0	0	0	0	0	0
2015	Denver	3	0	3	2	5	0-0	0-0	0	0	0	0	0	0	0
<b>CAREER TOTALS</b>		<b>7</b>	<b>2</b>	<b>7</b>	<b>4</b>	<b>11</b>	<b>1-8</b>	<b>0-0</b>	<b>0</b>	<b>0</b>	<b>0</b>	<b>0</b>	<b>0</b>	<b>0</b>	<b>0</b>

# WALKER'S SINGLE-GAME HIGHS

(Postseason in parentheses)

**Tackles** — 6 vs. Kansas City, 11/15/15 (4 vs. Seattle, 1/13/13). **Sacks** — 1, 11 times, last vs. Cincinnati, 12/28/15 (1 vs. Seattle, 1/13/13). **Sack yards** — 10 vs. Tennessee, 9/7/14 (8 vs. Seattle, 1/13/13).

## VANCE WALKER'S CAREER GAME-BY-GAME

(Victories asterisked)

2009 ATLANTA (9-7)										
TACKLES										
Date	Opponent	P/S	UT	A	TT	S-Yds.	I-Yds.	PD	FF	FR
Game 1-2										
Games 3-6										
Nov 2	at New Orleans	P	3	0	3	0-0	0	1	0	0
Nov 8	vs. Washington*	P	5	0	5	0-0	0	0	0	0
Nov 15	at Carolina	P	2	0	2	0-0	0	0	0	0
Nov 22	at N.Y. Giants	P	1	0	1	0-0	0	1	0	0
Nov 29	vs. Tampa Bay*	P	0	1	1	0-0	0	0	0	0
Dec 6	vs. Philadelphia	P	0	0	0	0-0	0	0	0	0
Dec 13	vs. New Orleans	P	0	0	0	0-0	0	0	0	0
Dec 20	at N.Y. Jets*	P	1	1	2	0-0	0	0	0	0
Dec 27	vs. Buffalo*	P	0	0	0	0-0	0	0	0	0
Jan 3	at Tampa Bay*	S	1	0	1	0-0	0	0	0	0
Regular Season Totals			10/1	13	2	15	0-0	0-0	2	0

2010 ATLANTA (13-3)										
TACKLES										
Date	Opponent	P/S	UT	A	TT	S-Yds.	I-Yds.	PD	FF	FR
Sep 12	at Pittsburgh	S	0	1	1	0-0	0-0	0	0	0
Sep 19	vs. Arizona*	P	0	0	0	0-0	0-0	0	0	0
Sep 26	at New Orleans*	P	0	0	0	0-0	0-0	0	0	0
Oct 3	vs. San Francisco*	P	0	1	1	0-0	0-0	0	0	0
Oct 10	at Cleveland*	P	0	1	1	0-0	0-0	0	0	0
Oct 17	at Philadelphia	P	2	0	2	0-0	0-0	0	0	0
Oct 24	vs. Cincinnati*	P	3	2	5	0-0	0-0	0	0	0
Nov 7	vs. Tampa Bay*	P	1	0	1	0-0	0-0	0	0	0
Nov 11	vs. Baltimore*	P	0	1	1	0-0	0-0	0	0	0
Nov 21	at St. Louis*	P	1	0	1	0-0	0-0	0	0	0
Nov 28	vs. Green Bay*	P	0	0	0	0-0	0-0	0	0	0
Dec 5	at Tampa Bay*	P	1	1	2	0-0	0-0	0	0	0
Dec 12	at Carolina*	P	0	0	0	0-0	0-0	0	0	0
Dec 19	at Seattle*	P	0	0	0	0-0	0-0	0	0	0
Dec 27	vs. New Orleans	P	0	0	0	0-0	0-0	0	0	0
Jan 2	vs. Carolina*	P	0	0	0	0-0	0-0	0	0	0
Regular Season Totals			16/1	8	7	15	0-0	0-0	0	0
Jan 15	vs. Green Bay†	P	0	0	0	0-0	0-0	0	0	0

**Postseason Totals** 1/0 0 0 0 0-0 0-0 0 0 0  
 †NFC Divisional Playoff Game

2011 ATLANTA (10-6)										
TACKLES										
Date	Opponent	P/S	UT	A	TT	S-Yds.	I-Yds.	PD	FF	FR
Sep 11	at Chicago	P	1	0	1	0-0	0-0	0	0	0
Sep 18	vs. Philadelphia	P	1	0	1	0-0	0-0	0	0	0
Sep 25	at Tampa Bay	P	2	1	3	0-0	0-0	0	0	0
Oct 2	at Seattle	P	0	0	0	0-0	0-0	0	0	0
Oct 9	vs. Green Bay	P	1	0	1	0-0	0-0	0	0	1
Oct 16	vs. Carolina	P	3	0	3	0-0	0-0	0	0	0
Oct 23	at Detroit	P	1	0	1	0-0	0-0	0	0	0
Nov 6	at Indianapolis	P	1	1	2	0-0	0-0	0	0	0
Nov 13	vs. New Orleans	P	0	1	1	0-0	0-0	0	0	0
Nov 20	vs. Tennessee	P	0	1	1	0-0	0-0	0	0	0
Nov 27	vs. Minnesota	P	0	0	0	0-0	0-0	0	0	0
Dec 4	at Houston	P	1	0	1	1-0	0-0	0	1	0
Dec 11	at Carolina	P	1	0	1	0-0	0-0	0	0	0
Dec 15	vs. Jacksonville	P	0	1	1	0-0	0-0	0	0	0
Dec 26	at New Orleans	P	1	0	1	1-8	0-0	0	0	0
Jan 1	vs. Tampa Bay	P	0	0	0	0-0	0-0	0	0	0
Regular Season Totals			16/1	13	5	18	2-8	0-0	0	1
Jan 8	at N.Y. Giants§	S	0	0	0	0-0	0-0	0	0	0
Postseason Totals			1/0	0	0	0	0-0	0-0	0	0

§NFC Wild Card Game

2012 ATLANTA (13-3)			TACKLES							
Date	Opponent	P/S	UT	A	TT	S-Yds.	I-Yds.	PD	FF	FR
Sep 9	at Kansas City	P	1	0	1	0-0	0-0	0	0	0
Sep 17	vs. Denver	P	2	0	2	1-8	0-0	0	0	0
Sep 23	at San Diego	P	2	2	4	0-0	0-0	0	0	0
Sep 30	vs. Carolina	P	3	0	3	1-5	0-0	0	1	0
Oct 7	at Washington	P	0	1	1	0-0	0-0	0	0	0
Oct 14	vs. Oakland	P	0	0	0	0-0	0-0	0	0	0
Oct 28	at Philadelphia	S	1	0	1	0-0	0-0	0	0	0
Nov 4	vs. Dallas	S	1	1	2	0-0	0-0	0	0	0
Nov 11	at New Orleans	S	0	4	4	0-0	0-0	0	0	0
Nov 18	vs. Arizona	P	2	0	2	0-0	0-0	0	0	0
Nov 25	at Tampa Bay	S	0	0	0	0-0	0-0	0	0	0
Nov 29	vs. New Orleans	S	1	1	2	0-0	0-0	0	0	0
Dec 9	at Carolina	S	2	0	2	1-7	0-0	0	0	0
Dec 16	vs. N.Y. Giants	S	0	1	1	0-0	0-0	0	0	0
Dec 22	at Detroit	S	2	0	2	0-0	0-0	0	0	0
Dec 30	vs. Tampa Bay	S	4	1	5	0-0	0-0	0	0	0
Regular Season Totals		16/9	21	11	32	3-20	0-0	0	0	0
Jan 13	vs. Seattle*†	S	3	1	4	1-8	0-0	0	0	0
Jan 20	vs. San Francisco#	S	1	1	2	0-0	0-0	0	0	0
Postseason Totals		2/2	4	2	6	1-8	0-0	0	0	0
†NFC Divisional Playoff Game; #NFC Championship Game;										
2013 OAKLAND (4-12)			TACKLES							
Date	Opponent	P/S	UT	A	TT	S-Yds.	I-Yds.	PD	FF	FR
Sep 8	at Indianapolis	S	0	3	3	0-0	0-0	0	0	0
Sep 15	vs. Jacksonville*	S	0	0	0	0-0	0-0	0	0	0
Sep 23	at Denver	S	0	0	0	0-0	0-0	0	0	0
Sep 29	vs. Washington	S	2	1	3	0-0	0-0	0	0	0
Oct 6	vs. San Diego*	S	3	1	4	0-0	0-0	0	0	0
Oct 13	at Kansas City	S	5	0	5	1-6	0-0	0	0	0
Oct 27	vs. Pittsburgh*	S	4	0	4	1-3	0-0	0	0	0
Nov 3	vs. Philadelphia	S	1	0	1	0-0	0-0	0	0	0
Nov 10	at N.Y. Giants	S	2	0	2	1-6	0-0	0	0	0
Nov 17	at Houston*	S	3	0	3	0-0	0-0	0	0	0
Nov 24	vs. Tennessee	S	2	1	3	0-0	0-0	0	0	0
Nov 28	at Dallas	S	1	2	3	0-0	0-0	0	0	0
Dec 8	at N.Y. Jets	S	4	0	4	0-0	0-0	0	0	0
Dec 15	vs. Kansas City	INACTIVE								
Dec 22	at San Diego	S	2	2	4	0-0	0-0	0	0	0
Dec 29	vs. Denver	S	0	1	1	0-0	0-0	0	0	0
Regular Season Totals		15/15	29	11	49	3-15	0-0	0	0	0
2014 KANSAS CITY (9-7)			TACKLES							
Date	Opponent	P/S	UT	A	TT	S-Yds.	I-Yds.	PD	FF	FR
Sep 7	vs. Tennessee	P	1	0	1	1-10	0-0	0	0	0
Sep 14	at Denver	P	0	0	0	0-0	0-0	0	0	0
Sep 21	at Miami*	P	1	0	1	0-0	0-0	0	0	0
Sep 28	vs. New England*	P	0	0	0	0-0	0-0	0	0	0
Oct 5	at San Francisco	P	0	0	0	0-0	0-0	0	0	0
Oct 19	at San Diego*	P	0	0	0	0-0	0-0	0	0	0
Oct 26	vs. St. Louis*	P	2	1	3	0.5-2	0-0	0	0	0
Nov 2	vs. N.Y. Jets*	P	1	0	1	0-0	0-0	0	0	0
Nov 9	at Buffalo*	P	0	0	0	0-0	0-0	0	0	0
Nov 16	vs. Seattle*	P	2	1	3	0-0	0-0	0	0	0
Nov 20	at Oakland	P	0	0	0	0-0	0-0	0	0	0
Nov 30	vs. Denver	P	1	0	1	0-0	0-0	0	0	0
Dec 7	at Arizona	S	3	1	4	0-0	0-0	0	0	0
Dec 14	vs. Oakland*	S	2	1	3	0.5-2	0-0	0	0	0
Dec 21	at Pittsburgh	P	1	1	2	0-0	0-0	0	0	0
Dec 28	vs. San Diego*	P	0	0	0	0-0	0-0	0	0	0
Regular Season Totals		16/2	14	5	19	2-14	0-0	0	0	0

### DID YOU KNOW?

The Broncos have started a season with a 3-0 or better record 13 times in club history, including nine times in the last 20 seasons (since 1996).

2015 DENVER (12-4)		TACKLES								
Date	Opponent	P/S	UT	A	TT	S-Yds.	I-Yds.	PD	FF	FR
Sep 13	vs. Baltimore*	S	3	0	3	0-0	0-0	0	0	0
Sep 17	at Kansas City*	S	0	0	0	0-0	0-0	0	0	0
Sep 27	at Detroit*	S	0	1	0	0-0	0-0	0	0	0
Oct 4	vs. Minnesota*	S	2	1	3	0-0	0-0	0	0	0
Oct 11	at Oakland*	P	0	0	0	0-0	0-0	0	0	0
Oct 18	at Cleveland*	P	3	2	5	0-0	0-0	0	0	0
Nov 1	vs. Green Bay*	P	1	1	2	0-0	0-0	0	0	0
Nov 8	at Indianapolis	P	1	2	3	0-0	0-0	0	0	0
Nov 15	vs. Kansas City	P	3	3	6	0-0	0-0	0	0	0
Nov 22	at Chicago*	INACTIVE								
Nov 29	vs. New England*	P	1	0	1	1-7	0-0	0	0	0
Dec 6	at San Diego*	P	1	0	1	0-0	0-0	0	0	0
Dec 13	vs. Oakland	P	0	1	0	0-0	0-0	0	0	0
Dec 20	at Pittsburgh	P	0	0	0	0-0	0-0	0	0	0
Dec 28	vs. Cincinnati*	P	4	1	5	1-9	0-0	0	0	0
Jan 3	vs. San Diego*	P	3	0	3	0-0	0-0	0	0	0
<b>Season Totals</b>		<b>15/4</b>	<b>22</b>	<b>11</b>	<b>33</b>	<b>2-16</b>	<b>0-0</b>	<b>0</b>	<b>0</b>	<b>0</b>
Jan 17	vs. Pittsburgh*†	P	1	1	2	0-0	0-0	0	0	0
Jan 24	vs. New England*‡	P	1	0	1	0-0	0-0	0	0	0
Feb 7	vs. Carolina*§	P	1	1	2	0-0	0-0	0	0	0
<b>Postseason Totals</b>		<b>3/0</b>	<b>3</b>	<b>2</b>	<b>5</b>	<b>0-0</b>	<b>0-0</b>	<b>0</b>	<b>0</b>	<b>0</b>

†AFC Divisional Playoff Game; ‡AFC Championship Game; §Super Bowl 50



## T.J. WARD

43

### SAFETY

5-11 • 200 • 7TH YR. • OREGON

BORN: Dec. 12, 1986, in San Francisco

HIGH SCHOOL: De La Salle High School, Concord, Calif.

ACQUIRED: Unrestricted Free Agent (Cleveland), 2014

NFL YEAR: 7th • YEAR WITH BRONCOS: 2nd

NFL GAMES PLAYED/STARTED: 81/81 • POSTSEASON GP/GS: 4/4



### WARD AT A GLANCE:

- A seventh-year safety and two-time Pro Bowl selection who started all 81 career regular-season games and four postseason contests played for Cleveland (2010-13) and Denver (2014-15) during his first six NFL seasons.
- Totaled 475 tackles (363 solo), seven interceptions (188 yds.), 7.5 sacks (70 yds.), 39 passes defended, seven forced fumbles and one fumble recovery in his career.
- Accumulated the second most tackles for a loss (19) by a defensive back in the NFL from 2013-15, while earning consecutive Pro Bowl nods in 2013 and '14.
- Started all 12 regular-season games played for Denver in 2015, finishing with 61 tackles (50 solo), two sacks (18 yds.), two forced fumbles and six passes defended.
- Voted to his second consecutive Pro Bowl after finishing with 74 tackles (60 solo), two sacks (23 yds.), two interceptions (55 yds.) and six passes defended in his first year with Denver in 2014.
- Earned second-team All-Pro recognition by the Associated Press in 2013 and was selected to his first Pro Bowl after recording a career-high 129 tackles (96 solo) for the Browns.
- Voted by his teammates as Cleveland's recipient of the 2013 Ed Block Courage Award after overcoming a knee injury in 2012 to start all 16 games the following year.
- Led all NFL rookies with 105 tackles in 2010 and became the first Browns rookie in 18 years to start all 16 games for the club.
- Appeared in 37 career games at the University of Oregon and totaled 190 tackles and three interceptions after entering the program as a walk-on.
- Joined the Broncos as an unrestricted free agent (Cleveland) on March 12, 2014.
- Selected by Cleveland in the second round (38th overall) of the 2010 NFL Draft.

### 43's TROPHY CASE

Pro Bowls (2) ..... 2013-14  
All-Pro (Second Team) (1) ..... 2013

## WARD A FORCE IN THE BACKFIELD

### MOST TACKLES FOR LOSS BY A DEFENSIVE BACK, NFL, 2013-15

Player	Sk.	Stuff	TFL
1. Mark Barron, T.B./Stl.	6.0	18.0	24.0
2. <b>T.J. Ward, Cle./Den.</b>	<b>5.5</b>	<b>13.5</b>	<b>19.0</b>
3. Deone Bucannon, Ari.	5.0	13.0	18.0
4. T.J. McDonald, Stl.	4.0	12.5	16.5
5. James Ihedigbo, Bal./Det.	3.0	13.0	16.0

**CAREER TRANSACTIONS:** Signed by Cleveland as a draft choice 7/26/10; Signed by Denver as an unrestricted free agent 3/12/14.



**2015:** Ward started all 12 regular-season games played, totaling 61 tackles (50 solo), two sacks (18 yds.), two forced fumbles and six passes defended... Totalled 17 tackles, one interception (-3 yds.), one pass defended and one fumble recovery in Denver's three postseason contests... Posted nine tackles (4 solo) and one pass defended at Det. (9/27)... Sacked Vikings QB Teddy Bridgewater twice for 18 yards, including a strip-sack of the Vikings quarterback with 0:35 remaining to seal the Broncos' victory vs. Min. (10/4)... Was inactive for Games 12-14 with an ankle injury... Tallied four solo tackles in Denver's AFC Divisional Playoff Game vs. Pit. (1/17)... Totalled six tackles (1 solo) in Denver's AFC Championship Game vs. N.E. (1/24)... Posted seven tackles (4 solo), one interception (-3 yds.) and one fumble recovery in Denver's Super Bowl 50 victory vs. Car. (2/7).

**2014:** Ward started 15 regular-season games and earned his second consecutive Pro Bowl selection after totaling 74 tackles (60 solo), two sacks (23 yds.), two interceptions (55 yds.) and six passes defended... Participated in the second-most defensive snaps (1,002) for the Broncos... Sacked quarterback Russell Wilson for a loss of 10 yards and tackled running back Marshawn Lynch in the end zone for a safety at Sea. (9/21)... Recorded a team-high eight solo tackles at N.E. (11/2)... Made his first interception as a Bronco at Oak. (11/9) ... Picked off quarterback Ryan Tannehill with 3:45 remaining in the fourth quarter vs. Mia. (11/23) and returned it 37 yards to the Miami 8-yard line to set up Denver's game-winning touchdown... Registered his second sack of the year in the first quarter at K.C. (11/30) to become the first Broncos safety since Brian Dawkins in 2011 to post multiple sacks in a season... Surpassed 400 career defensive stops with his six-tackle performance at S.D. (12/14)... Led the Broncos with a season-high nine tackles (5 solo) at Cin. (12/22) before leaving the game with a neck injury that held him out of the regular-season finale vs. Oak. (12/28)... Made his first career postseason appearance in Denver's AFC Divisional Playoff Game vs. Ind. (1/11) and totaled two solo tackles and two passes defended.

**2013:** Ward was named to his first Pro Bowl and received second-team All-Pro honors from the Associated Press after starting all 16 games for the Browns and totaling a career-high 129 tackles (96 solo), two interceptions (57 yds.), two sacks (12 yds.), nine passes defended and one fumble recovery... Led all NFL defensive backs with 10 tackles for a loss, according to press box totals... Scored two defensive touchdowns—on a 44-yard interception return vs. Buf. (10/3) and a 51-yard fumble return vs. Chi. (12/15)... Recorded double-digit tackle totals on five occasions, including a personal-best 13 defensive stops (10 solo) at G.B. (10/20)... Voted by his teammates as the recipient of the Ed Block Courage Award for recovering from a knee injury sustained in 2012.

**2012:** Ward started all 14 games played for Cleveland and registered 68 tackles (50 solo), one interception (37 yds.), one sack (10 yds.), four passes defended and a career-best three forced fumbles... Forced two fumbles in the Browns' 20-14 win vs. Pit. (11/25)... Missed the Browns' final two games after being placed on injured reserve (knee) on Dec. 18.

**2011:** Ward opened the Browns' first eight games and totaled 38 tackles (27 solo), one sack (7 yds.), three passes defended and one forced fumble... Inactive for six games before being placed on injured reserve (foot) on Dec. 22.

**2010:** Selected by Cleveland in the second round (38th overall) of the 2010 NFL Draft, Ward opened all 16 games for the club and led all league rookies with a team-best 105 tackles (80 solo) to go along with two interceptions (39 yds.), 10 passes defended and one forced fumble... Added a team-high 18 special-team stops... Became the first Browns rookie defensive back to start all 16 games since Antonio Langham in 1994.

**COLLEGE:** Ward began his collegiate career at the University of Oregon as a walk-on before earning a scholarship and going on to play in 37 career games for the Ducks... Totalled 190 tackles, three interceptions and one sack during his four seasons in Eugene... Led Oregon with 101 tackles as a junior in 2008 to earn honorable mention All-Pacific-10 Conference recognition.

**PERSONAL:** Ward attended De La Salle High School in Concord, Calif., where he contributed as a reserve defensive back on three consecutive national championship squads (2001-03) before injuring his knee during the preseason in 2004 and missing his entire senior campaign... Was a prep teammate of Broncos Offensive Assistant/Quarterbacks Brian Callahan... His father, Terrell, played defensive back at San Diego State and was drafted by Philadelphia in the seventh round (188th overall) in 1980... His younger brother, Terron, played running back at Oregon State University from 2011-14... Established the T.J. Ward Foundation, which focuses on education, family values and community service... Participated in the annual Drive for Life, the largest single community blood drive in Colorado... Terrell Ray Williams Ward Jr. was born on Dec. 12, 1986, in San Francisco.



WARD'S REGULAR SEASON RECORD

Year	Club	G	S	UT	A	TT	S-Yds.	I-Yds.	PD	FF	FR	TD-Int.	TD-FR	S	Pts.
2010	Cleveland	16	16	80	25	105	0-0	2-39	10	1	0	0	0	0	0
2011	Cleveland	8	8	27	11	38	1-7	0-0	3	1	0	0	0	0	0
2012	Cleveland	14	14	50	18	68	1-10	1-37	4	3	0	0	0	0	0
2013	Cleveland	16	16	96	33	129	1.5-12	2-57	9	0	1	1	1	0	12
2014	Denver	15	15	60	14	74	2-23	2-55	6	0	0	0	0	0	0
2015	Denver	12	12	50	11	61	2-18	0-0	6	2	0	0	0	0	0
<b>CAREER TOTALS</b>		<b>81</b>	<b>81</b>	<b>363</b>	<b>112</b>	<b>475</b>	<b>7.5-70</b>	<b>7-188</b>	<b>38</b>	<b>7</b>	<b>1</b>	<b>1</b>	<b>1</b>	<b>0</b>	<b>12</b>
<b>BRONCOS TOTAL</b>		<b>27</b>	<b>27</b>	<b>110</b>	<b>25</b>	<b>135</b>	<b>4-41</b>	<b>2-55</b>	<b>11</b>	<b>2</b>	<b>0</b>	<b>0</b>	<b>0</b>	<b>0</b>	<b>0</b>

**ADDITIONAL STATISTICS:** Special-teams tackles — 2010 (18), 2011 (1), TOTAL (19). Returned a fumble 51 yards for a TD vs. Chicago, 12/15/13. Blocked a field goal vs. Atlanta, 10/10/10.

WARD'S POSTSEASON RECORD

Year	Club	G	S	UT	A	TT	S-Yds.	I-Yds.	PD	FF	FR	TD-Int.	TD-FR	S	Pts.
2014	Denver	1	1	2	0	2	0-0	0-0	2	0	0	0	0	0	0
2015	Denver	3	3	9	8	17	0-0	1--3	1	0	1	0	0	0	0
<b>CAREER TOTALS</b>		<b>4</b>	<b>4</b>	<b>11</b>	<b>8</b>	<b>19</b>	<b>0-0</b>	<b>1--3</b>	<b>3</b>	<b>0</b>	<b>1</b>	<b>0</b>	<b>0</b>	<b>0</b>	<b>0</b>

WARD'S SINGLE-GAME HIGHS

(Postseason in parentheses)

**Tackles** — 13 at Green Bay, 10/20/13 (6 vs. New England, 1/24/16). **Interceptions** — 2 at Jacksonville, 11/21/10 (1 vs. Carolina, 2/7/16). **Interception return yards** — 44 vs. Buffalo, 10/3/13 (-3 vs. Carolina, 2/7/16). **Passes Defensed** — 2, seven times, last vs. Indianapolis, 11/8/15 (2 vs. Indianapolis, 1/11/15). **Sacks** — 2 vs. Minnesota, 10/4/15 (none).

T.J. WARD'S CAREER GAME-BY-GAME

(Victories asterisked)

2010 CLEVELAND (5-11)			TACKLES								
Date	Opponent	P/S	UT	A	TT	S-Yds.	I-Yds.	PD	FF	FR	
Sep 12	at Tampa Bay	S	7	3	10	0-0	0-0	0	1	0	
Sep 19	vs. Kansas City	S	8	1	9	0-0	0-0	0	0	0	
Sep 26	at Baltimore	S	4	1	5	0-0	0-0	1	0	0	
Oct 3	vs. Cincinnati*	S	5	3	8	0-0	0-0	0	0	0	
Oct 10	vs. Atlanta	S	5	1	6	0-0	0-0	0	0	0	
Oct 17	at Pittsburgh	S	6	4	10	0-0	0-0	0	0	0	
Oct 24	at New Orleans*	S	4	2	6	0-0	0-0	2	0	0	
Nov 7	vs. New England*	S	6	0	6	0-0	0-0	0	0	0	
Nov 14	vs. N.Y. Jets	S	4	3	7	0-0	0-0	2	0	0	
Nov 21	at Jacksonville	S	5	0	5	0-0	2-39	2	0	0	
Nov 28	vs. Carolina*	S	4	1	5	0-0	0-0	0	0	0	
Dec 5	at Miami*	S	2	1	3	0-0	0-0	0	0	0	
Dec 12	at Buffalo	S	7	1	8	0-0	0-0	0	0	0	
Dec 19	at Cincinnati	S	6	2	8	0-0	0-0	1	0	0	
Dec 26	vs. Baltimore	S	1	1	2	0-0	0-0	1	0	0	
Jan 2	vs. Pittsburgh	S	6	1	7	0-0	0-0	1	0	0	
Regular Season Totals			16/16	80	25	105	0-0	2-39	10	1	0
2011 CLEVELAND (4-12)			TACKLES								
Date	Opponent	P/S	UT	A	TT	S-Yds.	I-Yds.	PD	FF	FR	
Sep 11	vs. Cincinnati	S	5	1	6	0-0	0-0	0	0	0	
Sep 18	at Indianapolis*	S	2	2	4	0-0	0-0	2	0	0	
Sep 25	vs. Miami*	S	4	0	4	0-0	0-0	0	0	0	
Oct 2	vs. Tennessee	S	3	1	4	0-0	0-0	0	0	0	
Oct 16	at Oakland	S	5	2	7	0-0	0-0	0	0	0	
Oct 23	vs. Seattle*	S	5	2	7	1-7	0-0	1	1	0	
Oct 30	at San Francisco	S	0	1	1	0-0	0-0	0	0	0	
Nov 6	at Houston	S	3	2	5	0-0	0-0	0	0	0	
Games 9-14			INACTIVE								
			PLACED ON INJURED RESERVE (FOOT) ON DEC. 22								
Regular Season Totals			8/8	27	11	38	1-7	0-0	3	1	0
2012 CLEVELAND (5-11)			TACKLES								
Date	Opponent	P/S	UT	A	TT	S-Yds.	I-Yds.	PD	FF	FR	
Sep 9	vs. Philadelphia	S	7	1	8	1-10	0-0	0	1	0	
Sep 16	at Cincinnati	S	6	3	9	0-0	0-0	0	0	0	
Sep 23	vs. Buffalo	S	6	1	7	0-0	0-0	0	0	0	
Sep 27	at Baltimore	S	3	0	3	0-0	0-0	0	0	0	
Oct 7	at N.Y. Giants	S	2	2	4	0-0	0-0	0	0	0	
Oct 14	vs. Cincinnati*	S	3	0	3	0-0	0-0	0	0	0	
Oct 21	at Indianapolis	S	5	2	7	0-0	0-0	1	0	0	
Oct 28	vs. San Diego*	S	2	0	2	0-0	0-0	0	0	0	
Nov 4	vs. Baltimore	S	3	4	7	0-0	0-0	0	0	0	
Nov 18	at Dallas	S	1	1	2	0-0	0-0	0	0	0	
Nov 25	vs. Pittsburgh*	S	3	1	4	0-0	0-0	1	2	0	
Dec 2	at Oakland*	S	2	1	3	0-0	0-0	0	0	0	
Dec 9	vs. Kansas City*	S	2	2	4	0-0	0-0	1	0	0	
Dec 16	at Pittsburgh	S	5	0	5	0-0	1-37	1	0	0	
			PLACED ON INJURED RESERVE (KNEE) ON DEC. 18								
Regular Season Totals			14/14	50	18	68	1-10	1-37	4	3	0

2013 CLEVELAND (4-12)			TACKLES							
Date	Opponent	P/S	UT	A	TT	S-Yds.	I-Yds	PD	FF	FR
Sep 8	vs. Miami	S	3	1	4	0-0	0-0	1	0	0
Sep 15	at Baltimore	S	4	1	5	0-0	0-0	0	0	0
Sep 22	at Minnesota*	S	7	2	9	0-0	1-13	1	0	0
Sep 29	vs. Cincinnati*	S	4	2	6	0-0	0-0	0	0	0
Oct 3	vs. Buffalo*	S	7	0	7	0-0	1-44	1	0	0
Oct 13	vs. Detroit	S	10	1	11	0-0	0-0	2	0	0
Oct 20	at Green Bay	S	10	3	13	0-0	0-0	0	0	0
Oct 27	at Kansas City	S	9	1	10	0.5-4	0-0	0	0	0
Nov 3	vs. Baltimore*	S	6	1	7	1-8	0-0	0	0	0
Nov 17	at Cincinnati	S	2	3	5	0-0	0-0	0	0	0
Nov 24	vs. Pittsburgh	S	8	4	12	0-0	0-0	0	0	0
Dec 1	vs. Jacksonville	S	6	2	8	0-0	0-0	1	0	0
Dec 8	at New England	S	8	1	9	0-0	0-0	1	0	0
Dec 15	vs. Chicago	S	7	5	12	0-0	0-0	2	0	1
Dec 22	at N.Y. Jets	S	3	0	3	0-0	0-0	0	0	0
Dec 29	at Pittsburgh	S	2	6	8	0-0	0-0	0	0	0
Regular Season Totals		16/16	96	33	129	1.5-12	2-57	9	0	1
2014 DENVER (12-4)			TACKLES							
Date	Opponent	P/S	UT	A	TT	S-Yds.	I-Yds	PD	FF	FR
Sep 7	vs. Indianapolis*	S	2	1	3	0-0	0-0	1	0	0
Sep 14	vs. Kansas City*	S	5	0	5	0-0	0-0	0	0	0
Sep 21	at Seattle	S	4	4	8	1-10	0-0	0	0	0
Oct 5	vs. Arizona*	S	3	0	3	0-0	0-0	0	0	0
Oct 12	at N.Y. Jets*	S	2	1	3	0-0	0-0	0	0	0
Oct 19	vs. San Francisco*	S	4	0	4	0-0	0-0	0	0	0
Oct 23	vs. San Diego*	S	3	0	3	0-0	0-0	1	0	0
Nov 2	at New England	S	8	0	8	0-0	0-0	0	0	0
Nov 9	at Oakland*	S	4	3	7	0-0	1-18	1	0	0
Nov 16	at St. Louis	S	1	0	1	0-0	0-0	0	0	0
Nov 23	vs. Miami*	S	2	1	3	0-0	1-37	2	0	0
Nov 30	at Kansas City*	S	6	0	6	1-13	0-0	0	0	0
Dec 7	vs. Buffalo*	S	5	0	5	0-0	0-0	1	0	0
Dec 14	at San Diego*	S	6	0	6	0-0	0-0	0	0	0
Dec 22	at Cincinnati	S	5	4	9	0-0	0-0	0	0	0
Dec 28	vs. Oakland*				INACTIVE					
Regular Season Totals		15/15	60	14	74	2-23	2-55	6	0	0
Jan 11	vs. Indianapolis†	S	2	0	2	0-0	0-0	2	0	0
Postseason Totals		1/1	2	0	2	0-0	0-0	2	0	0
†AFC Divisional Playoff Game										
2015 DENVER (12-4)			TACKLES							
Date	Opponent	P/S	UT	A	TT	S-Yds.	I-Yds.	PD	FF	FR
Sep 13	vs. Baltimore*									
Sep 17	at Kansas City*	S	3	1	4	0-0	0-0	0	0	0
Sep 27	at Detroit*	S	4	5	9	0-0	0-0	1	0	0
Oct 4	vs. Minnesota*	S	6	0	6	2-18	0-0	1	1	0
Oct 11	at Oakland*	S	6	1	7	0-0	0-0	0	1	0
Oct 18	at Cleveland*	S	5	1	6	0-0	0-0	0	0	0
Nov 1	vs. Green Bay*	S	2	1	3	0-0	0-0	0	0	0
Nov 8	at Indianapolis	S	10	2	12	0-0	0-0	2	0	0
Nov 15	vs. Kansas City	S	4	0	4	0-0	0-0	0	0	0
Nov 22	at Chicago*	S	5	0	5	0-0	0-0	1	0	0
Nov 29	vs. New England*	S	1	0	1	0-0	0-0	0	0	0
Dec 6	at San Diego*				INACTIVE					
Dec 13	vs. Oakland				INACTIVE					
Dec 20	at Pittsburgh				INACTIVE					
Dec 28	vs. Cincinnati*	S	1	0	1	0-0	0-0	0	0	0
Jan 3	vs. San Diego*	S	3	0	3	0-0	0-0	1	0	0
Season Totals		12/12	50	11	61	2-18	0-0	6	2	0
Jan 17	vs. Pittsburgh*†	S	4	0	4	0-0	0-0	0	0	0
Jan 24	vs. New England*#	S	1	5	6	0-0	0-0	0	0	0
Feb 7	vs. Carolina*\$	S	4	3	7	0-0	1--3	1	0	1
Postseason Totals		3/3	9	8	17	0-0	1--3	1	0	1
†AFC Divisional Playoff Game; #AFC Championship Game; \$Super Bowl 50										

### DID YOU KNOW?

The Broncos' record for consecutive wins against NFC clubs is seven games, accomplished during the 2012 and 2013 seasons.



# DE MARCUS WARE

94

## OUTSIDE LINEBACKER

6-4 • 258 • 12TH YR. • TROY

BORN: July 31, 1982, in Auburn, Ala.

HIGH SCHOOL: Auburn (Ala.) High School

ACQUIRED: Free Agent, 2014

NFL YEAR: 12th • YEAR WITH BRONCOS: 3rd

NFL GAMES PLAYED/STARTED: 168/165 • POSTSEASON GP/GS: 8/8



### WARE AT A GLANCE:

- A 12th-year outside linebacker and member of the 2000s NFL All-Decade Team who ranks second among active players and 11th all-time with 134.5 career sacks.
- Earned his eighth and ninth Pro Bowl nods in his first two seasons with the Broncos (2014-15) to give him the most selections by an active NFL defensive player.
- Registered double-digit sack totals in eight of his 11 seasons, including league-leading marks in 2008 (20.0) and 2010 (15.5)—one of six players in NFL history (since 1982) to lead the league in sacks on multiple occasions.
- Ranks second in NFL history with a sack rate of 0.81/game during his career, trailing only Pro Football Hall of Fame defensive end Reggie White (0.85/game) among players appearing in at least 100 games.
- Owns 32 career multi-sack games, including eight contests with three sacks and one game with a career-best four sacks (at Philadelphia, 10/30/11).
- Forced 35 fumbles, including 29 strip-sacks, during his career to rank tied for third in the NFL since he entered the league in 2005.
- Spent his first nine NFL seasons (2005-13) in Dallas and was selected to start in seven Pro Bowls as a Cowboy in addition to being named first-or second-team All-Pro by the Associated Press on seven occasions.
- Recorded a career-best 20 quarterback takedowns in 2008 (seventh most for a single season at that time) to earn NFC Defensive Player of the Year honors from the KC Committee of 101 as well as NFL Alumni Pass Rusher of the Year recognition.
- Posted a sack in 10 consecutive games (2007-08) to tie Broncos Ring of Famer Simon Fletcher for the longest sack streak in league history since the statistic became official in 1982.
- Played outside linebacker in the Cowboys' 3-4 base defense during his first eight seasons and was chosen as the only two-time winner of the Dick Butkus Award (2008, '11), given to the top linebacker at the high school, collegiate and professional levels of football.
- Named NFC Defensive Player of the Week on four occasions: (Week 16 - 2005; Week 15 - 2008; Week 15 - 2009; Week 3 - 2010).
- Named AFC Defensive Player of the Month on one occasion: (September, 2015)
- Totaled 201 tackles, 27.5 sacks, 58 tackles for a loss and nine forced fumbles during his collegiate career at Troy University, earning Sun Belt Conference Defensive Player of the Year honors as a senior in 2007 after leading the Trojans to their first-ever bowl appearance.
- Joined the Broncos as a free agent on March 12, 2014.
- Selected by Dallas in the first round (11th overall) of the 2005 NFL Draft.

**CAREER TRANSACTIONS:** Signed by Dallas as a draft choice 7/30/05; Released by Dallas 3/11/14; Signed by Denver 3/12/14.

### 94's TROPHY CASE

NFL All-Decade Team.....	2000s
Pro Bowls (9) .....	2006-12, 14-15
All-Pro (First Team) (4) ..	2007-09, '11
All-Pro (Second Team) (3) ..	2006, '10, '12

### WARE A NINE-TIME PRO BOWLER

#### MOST PRO BOWL SELECTIONS AMONG ACTIVE NFL DEFENSIVE PLAYERS

Player	Pos.	No.
1. DeMarcus Ware, Dal./Den.	OLB/DE	9
2. Julius Peppers, Car./Chi./G.B.	OLB/DE	8
3. Darrelle Revis, N.E./T.B./NYJ	CB	7
Dwight Freeney, Ind./S.D./Ari.	OLB/DE	7

## WARE AMONG NFL'S ALL-TIME SACK LEADERS

### MOST SACKS IN NFL HISTORY (SINCE 1982)

Player	No.	Player	No.
1. Bruce Smith	200.0	11. DeMarcus Ware*	134.5
2. Reggie White	198.0	12. John Abraham	133.5
3. Kevin Greene	160.0	13. Leslie O'Neal	132.5
4. Chris Doleman	150.5	14. Lawrence Taylor	132.5
5. Michael Strahan	141.5	15. Rickey Jackson	128.0
6. Jason Taylor	139.5	16. Derrick Thomas	126.5
7. Richard Dent	137.5	17. Simeon Rice	122.0
8. John Randle	137.5	18. Clyde Simmons	121.5
9. Jared Allen	136.0	19. Dwight Freeney*	119.5
Julius Peppers*	136.0	20. Robert Mathis*	118.0

\*active player



**2015:** Ware, who was named a team captain prior to the season by his Broncos teammates, was selected to his ninth career Pro Bowl... Finished the season with 25 tackles (18 solo), 7.5 sacks (57.5 yds.), one forced fumble and one fumble recovery in 11 regular-season games (10 starts)... Posted 10 tackles (5 solo), 3.5 sacks (40 yds.), one fumble recovery and 12 quarterback hits in three postseason contests en route to his first career Super Bowl victory... Notched his 32nd career multi-sack game with 1.5 quarterback takedowns (9.5 yds.) at Det. (9/27)... Named AFC Defensive Player of the Month for September—the first conference player of the month award in his career—after leading the league's top-ranked defense by posting 10 tackles (8 solo) and 3.5 sacks (22.5 yds.)... Notched one sack (13 yds.) for the fourth consecutive game vs. Min. (10/4)... Strip-sacked Packers QB Aaron Rodgers (10 yds.), which resulted in a safety vs. G.B. (11/2)—his NFL record 33rd appearance on *Sunday Night Football*... Was inactive for five games with a back injury... Recovered the game-winning fumble in overtime vs. Cin. (12/28)... Recovered a fourth-quarter fumble that led to Denver's game-winning drive and sacked Steelers QB Ben Roethlisberger (13 yds.) on fourth down in the fourth quarter in Denver's AFC Divisional Playoff Game vs. Pit. (1/17)... Punched a ticket to his first career Super Bowl after posting two tackles, 0.5 sacks (3 yds.) and seven quarterback hits in Denver's AFC Championship Game vs. N.E. (1/24)... Tallied five tackles (3 solo), two sacks (24 yds.) and four quarterback hits in Denver's Super Bowl 50 victory vs. Car. (2/7).

**2014:** Ware, who was named a team captain prior to the season by his Broncos teammates, played all 16 games (15 starts) for the ninth time in his career and earned his eighth Pro Bowl selection after totaling 41 tackles (34 solo), 10 sacks (56.5 yds.), one interception (3 yds.), one pass defended and two forced fumbles... Tied for the most Pro Bowl selections (8) among active NFL defensive players... Posted his eighth career season with 10 or more sacks... Recorded 1.5 sacks (4.5 yds.) in his Broncos debut vs. Ind. (9/7)... Totaled three sacks (26 yds.) vs. S.F. (10/19) to pass Simeon Rice into 15th place on the NFL's all-time list with 123 career quarterback takedowns... Notched his eighth sack of the season at N.E. (11/2), joining LB Von Miller to represent just the eighth pair of teammates since 1982 to post at least eight sacks apiece through a season's first eight games... Posted his 127th career sack at K.C. (11/30) to pass Chiefs great Derrick Thomas for the 14th-most sacks in NFL history.

**2013:** Ware started all 13 games played for the Cowboys and totaled 36 tackles (24 solo), six sacks (40 yds.), one interception, two passes defended and one fumble recovery after making the switch from outside linebacker to defensive end... Missed Games 7-9 with a quad injury, snapping his streak of 134 consecutive regular-season games played to begin his career.

**2012:** Ware opened all 16 games and recorded 72 tackles (48 solo), 11.5 sacks (64 yds.) and five forced fumbles... Earned his seventh straight Pro Bowl selection... Posted two sacks at N.Y. Giants (9/5) in his 113th game to give him 101.5 for his career, making him the second-fastest player (Reggie White, 96 games) to reach 100 sacks... Set a career high with 13 tackles (8 solo) at Sea. (9/16) and matched that total four games later at Car. (10/21)... Registered his 107th career sack vs. NYG (10/28) to become Dallas' all-time sack leader.

**2011:** Ware earned his sixth consecutive Pro Bowl selection and fourth career first-team All-Pro recognition from the Associated Press after opening all 16 games and tallying 67 tackles (51 solo), 19.5 sacks (125 yds.), three passes defended and two forced fumbles... Contributed a career-best four sacks (23 yds.) and a forced fumble at Phi. (10/30).

**2010:** Ware was named to his fifth career Pro Bowl after starting all 16 games for the Cowboys and leading the NFL with 15.5 sacks (105 yds.) to go along with 108 tackles (64 solo), one pass defended, two forced fumbles and two fumble recoveries... Posted three sacks at Hou. (9/26) to earn his fourth career NFC Defensive

### WARE'S FURIOUS SACK PACE

#### FEWEST GAMES TO REACH 100 CAREER SACKS

Player	No.
1. Reggie White, Phi./G.B.	96
2. DeMarcus Ware, Dal./Den.	113
3. Bruce Smith, Buf.	115
4. Jared Allen, K.C./Min.	122
Lawrence Taylor, NYG	122

#### MOST SACKS PER GAME (SINCE 1982 / MIN. 50 GP)

Player	GP	Sk	Sk/G
1. J.J. Watt, Hou.	80	74.5	0.93
2. Reggie White, Phi./G.B./Car.	232	198.0	0.85
3. Von Miller, Den.	72	60.0	0.83
4. Aldon Smith, S.F./Oak.	59	47.5	0.81
5. DeMarcus Ware, Dal./Den.	167	134.5	0.81

## WARE'S RECORD-TYING SACK STREAK

### MOST CONSECUTIVE GAMES WITH A FULL SACK (SINCE 1982)

Player	No.	Dates
1. DeMarcus Ware, Dal.	10	Dec. 16, 2007 - Oct. 19, 2008
Simon Fletcher, Den.	10	Nov. 15, 1992 - Sept. 20, 1993
3. Kevin Greene, S.F./Car.	9	Dec. 7, 1997 - Oct. 18, 1998
Bruce Smith, Buf.	9	Nov. 16, 1986 - Oct. 25, 1987

Player of the Week honor... Registered his second three-sack performance of the season at Phi. (1/2) and added a 17-yard fumble return for a touchdown.

**2009:** Ware opened 15-of-16 games played as a Pro Bowl starter and first-team Associated Press All-Pro selection, recording 92 tackles (50 solo), 11 sacks (51 yds.), two passes defended and five forced fumbles... Opened both of Dallas' postseason games and contributed 13 tackles (6 solo), three sacks (18 yds.) and one forced fumble... Named NFC Defensive Player of the Week after notching a pair of sacks and two forced fumbles at N.O. (12/19)... Logged two sacks in Dallas' NFC Wild Card Playoff Game vs. Phi. (1/9).

**2008:** Ware set a Cowboys record with an NFL-best 20 sacks (115 yds.) in 16 starts while also posting career highs in tackles (110) and forced fumbles (6)... Added three passes defended and one fumble recovery... Earned his third career Pro Bowl selection along with first-team All-Pro honors from the Associated Press... Recorded three sacks at Stl. (10/19) to tie the NFL record for consecutive games (10) with a quarterback takedown... Tallied his third three-sack game of the season and eclipsed 50 career sacks vs. NYG (12/14) to take home NFC Defensive Player of the Week honors.

**2007:** Ware was named a Pro Bowl starter for the second consecutive season and a first-team All-Pro designee for the first time in his career after recording 80 tackles (50 solo), 14 sacks (109 yds.), four passes defended and four forced fumbles for the Cowboys... Registered four solo tackles and a sack in Dallas' NFC Divisional Playoff Game vs. NYG (1/13).

**2006:** Ware made his first career Pro Bowl and was a second-team All-Pro selection by the Associated Press after starting all 16 games and totaling 82 tackles (62 solo), 11.5 sacks (89 yds.), one interception (41 yds.), three passes defended, five forced fumbles and one fumble recovery... Scored two defensive touchdowns—a 69-yard fumble return for a score at Phi. (10/8) and a 41-yard interception for a touchdown at Atl. (12/16)... Posted the first three-sack performance of his career at Car. (10/29) and equaled that effort in Dallas' regular-season finale vs. Det. (12/31).

**2005:** Selected by Dallas in the first round (11th overall) of the 2005 NFL Draft, Ware opened all 16 games for the Cowboys as a rookie and racked up 66 tackles (44 solo), eight sacks (47 yds.) and three forced fumbles... Recorded his first career sack by taking down 49ers quarterback Tim Rattay at S.F. (9/25)... Earned NFL Defensive Rookie of the Month honors in October after totaling 16 tackles and three sacks in five games... Posted three sacks (all of which forced fumbles) at Car. (12/24) to earn NFC Defensive Player of the Week and Diet Pepsi Rookie of the Week recognition.

**COLLEGE:** Ware started for three seasons at Troy University and finished his collegiate career with 201 tackles, 27.5 sacks, 58 tackles for a loss and nine forced fumbles... Led the Trojans to their first-ever Bowl appearance as a senior in 2004 and was named Sun Belt Conference Defensive Player of the Year after totaling 53 tackles, 19 tackles for a loss, 10.5 sacks and four forced fumbles.

**PERSONAL:** Ware played two seasons of prep football at Auburn (Ala.) High School, where he earned all-area honors as a senior linebacker and wide receiver... Earned a degree in business information systems from Troy, becoming the first member of his family to graduate from college... Named a 2014 Denver Broncos Community Champion Award winner for his contributions off the field... Volunteered his time for numerous community initiatives in and around the Dallas area, including the Boys & Girls Club of Arlington and Make-a-Wish Foundation of North Texas... Served as an NFL Play 60 Spokesperson, which included a public service announcement at the White House with President Obama... DeMarcus Ware was born on July 31, 1982, in Auburn, Ala.

### WARE'S REGULAR SEASON RECORD

Year	Club	G	S	UT	A	TT	S-Yds.	I-Yds.	PD	FF	FR	TD-Int.	TD-FR	S	Pts.
2005	Dallas	16	16	44	22	66	8-47	0-0	0	3	0	0	0	0	0
2006	Dallas	16	16	62	21	82	11.5-89	1-41	3	5	1	1	1	0	12
2007	Dallas	16	16	50	30	80	14-109	0-0	4	4	0	0	0	0	0
2008	Dallas	16	16	56	54	110	20-115	0-0	3	6	1	0	0	0	0
2009	Dallas	16	15	50	42	92	11-51	0-0	2	5	0	0	0	0	0
2010	Dallas	16	16	64	44	108	15.5-105	0-0	1	2	2	0	1	0	6
2011	Dallas	16	16	51	16	67	19.5-125	0-0	3	2	0	0	0	0	0
2012	Dallas	16	16	48	24	72	11.5-64	0-0	0	5	0	0	0	0	0
2013	Dallas	13	13	24	12	36	6-40	1-0	2	0	1	0	0	0	0
2014	Denver	16	15	34	7	41	10-56.5	1-3	1	2	0	0	0	0	0
2015	Denver	11	10	18	7	25	7.5-57.5	0-0	0	1	1	0	0	0	0
<b>CAREER TOTALS</b>		<b>168</b>	<b>165</b>	<b>501</b>	<b>279</b>	<b>780</b>	<b>134.5-861</b>	<b>3-44</b>	<b>19</b>	<b>35</b>	<b>6</b>	<b>1</b>	<b>2</b>	<b>0</b>	<b>18</b>
<b>BRONCOS TOTALS</b>		<b>27</b>	<b>25</b>	<b>52</b>	<b>14</b>	<b>66</b>	<b>17.5-114</b>	<b>1-3</b>	<b>1</b>	<b>3</b>	<b>1</b>	<b>0</b>	<b>0</b>	<b>0</b>	<b>0</b>

**ADDITIONAL STATISTICS:** Returned an interception 41 yards for a score at Atlanta, 12/16/06. Returned a fumble 69 yards for a score at Philadelphia, 10/8/06. Returned a fumble 17 yards for a touchdown at Philadelphia, 1/2/11.

## WARE'S POSTSEASON RECORD

Year	Club	G	S	UT	A	TT	S-Yds.	I-Yds.	PD	FF	FR	TD-Int.	TD-FR	S	Pts.
2006	Dallas	1	1	1	0	1	0-0	0-0	0	0	0	0	0	0	0
2007	Dallas	1	1	3	1	4	1-9	0-0	0	0	0	0	0	0	0
2009	Dallas	2	2	6	7	13	3-17	0-0	0	1	0	0	0	0	0
2014	Denver	1	1	3	1	4	0-0	0-0	0	0	0	0	0	0	0
2015	Denver	3	3	5	5	10	3.5-40	0-0	0	0	1	0	0	0	0
<b>CAREER TOTALS</b>		<b>8</b>	<b>8</b>	<b>18</b>	<b>14</b>	<b>32</b>	<b>7.5-66</b>	<b>0-0</b>	<b>0</b>	<b>1</b>	<b>1</b>	<b>0</b>	<b>0</b>	<b>0</b>	<b>0</b>
<b>BRONCOS TOTALS</b>		<b>4</b>	<b>4</b>	<b>8</b>	<b>6</b>	<b>14</b>	<b>3.5-40</b>	<b>0-0</b>	<b>0</b>	<b>0</b>	<b>1</b>	<b>0</b>	<b>0</b>	<b>0</b>	<b>0</b>

## WARE'S SINGLE-GAME HIGHS

(Postseason in parentheses)

**Tackles** — 13, twice, last at Carolina, 10/21/12 (8 at Minnesota, 1/17/10). **Sacks** — 4 at Philadelphia, 10/30/11 (2, twice, last vs. Carolina, 2/7/16). **Sack Yards** — 27 at Philadelphia, 1/2/11 (24 vs. Carolina, 2/7/16). **Interceptions** — 1, three times, last at Kansas City, 11/30/14 (none). **Interception return yards** — 41 at Atlanta, 12/16/06 (none). **Passes Defended** — 2, twice, last vs. St. Louis, 10/23/11 (none). **Forced fumbles** — 3 at Carolina, 12/24/05 (1 vs. Philadelphia, 1/9/10). **Fumble recoveries** — 1, eight times, last vs. Cincinnati, 12/28/15 (none).

## WARE'S SACKS BY QUARTERBACK

Figures in italics include postseason totals

Quarterback	Sacks	Quarterback	Sacks	Quarterback	Sacks
Eli Manning	14.5	Joe Flacco	3.0	Ryan Fitzpatrick	1.0
Donovan McNabb	8.5	Shaun Hill	2.5	Jeff Garcia	1.0
Michael Vick	6.5	Andrew Luck	2.5	Bruce Gradkowski	1.0
Rex Grossman	6.0	Ben Roethlisberger	2.5	Kurt Warner	1.0
Alex Smith	6.0	Cam Newton	2.5	Matt Leinart	1.0
Drew Brees	5.0	Matt Moore	2.0	Peyton Manning	1.0
Tom Brady	4.5	Mark Sanchez	2.0	Jamie Martin	1.0
Marc Bulger	4.0	Vince Young	2.0	Josh McCown	1.0
Matt Hasselbeck	4.0	Mark Brunell	2.0	Carson Palmer	1.0
Kevin Kolb	4.0	Matt Cassel	2.0	Tim Rattay	1.0
Aaron Rodgers	4.0	Sam Bradford	2.0	John Skelton	1.0
Matt Ryan	3.5	Matthew Stafford	1.5	Geno Smith	1.0
Jake Delhomme	3.0	Trent Edwards	1.5	Russell Wilson	1.0
Brett Favre	3.0	Kerry Collins	1.0	Derek Anderson	1.0
Josh Freeman	3.0	Todd Collins	1.0	Teddy Bridgewater	1.0
Colin Kaepernick	3.0	Jay Cutler	1.0	Logan Thomas	0.5
Jon Kitna	3.0	Andy Dalton	1.0	Brandon Weeden	0.5
Jason Campbell	3.0	Jay Feeley	1.0	Nick Foles	0.5
Matt Schaub	3.0	Philip Rivers	1.0		

## WARE'S MULTIPLE SACK GAMES (33)

\*denotes win (Ware's teams are 22-11, including the postseason, when he records multiple sacks in a game.)

Date	Opponent	S-Yds.	Date	Opponent	S-Yds.
12/24/05	at Carolina*	3-13	1/2/11	at Philadelphia*	3-27
12/31/06	vs. Detroit	3-11	9/11/11	at N.Y. Jets	2-11
9/23/07	at Chicago*	2-21	9/18/11	at San Francisco*	2-15
10/8/07	at Buffalo*	1.5-13.5	10/16/11	at New England	2-11
11/4/07	at Philadelphia*	1.5-7.5	10/30/11	at Philadelphia	4-23
12/22/07	at Carolina*	2-11.5	12/24/11	vs. Philadelphia	2-12
10/19/08	at St. Louis	3-15	1/1/12	at N.Y. Giants	1.5-12.5
11/27/08	vs. Seattle*	3-21	9/5/12	at N.Y. Giants*	2-21
12/14/08	vs. N.Y. Giants*	3-18	9/23/12	vs. Tampa Bay*	2-19
10/11/09	at Kansas City*	2-14	11/4/12	at Atlanta	1.5-1.5
10/25/09	vs. Atlanta*	2-10	9/15/13	at Kansas City	2-12
11/15/09	at Green Bay	2-7	9/22/13	vs. St. Louis*	2-12
12/19/09	at New Orleans*	2-9	9/7/14	vs. Indianapolis*	1.5-4.5
1/9/10	vs. Philadelphia*^	2-8	10/19/14	vs. San Francisco*	3-26
9/26/10	at Houston*	3-16	9/27/15	at Detroit*	1.5-9.5
10/10/10	vs. Tennessee	2-3	2/7/16	vs. Carolina*^	2-24
12/19/10	vs. Washington*	2-11			

^Playoff Game

## BRONCOS IN THE AMERICAN BOWL

The Broncos have participated in the American Bowl seven times in their history and own a 3-4 record in those preseason contests. Denver played in the American Bowl in 1987 (London, England), 1990 (Tokyo, Japan), 1992 (Berlin, Germany), 1994 (Barcelona, Spain), 1995 (Tokyo, Japan), 1997 (Mexico City, Mexico) and 1999 (Sydney, Australia).



# DEMARCUS WARE'S CAREER GAME-BY-GAME

(Victories asterisked)

2005 DALLAS (9-7)			TACKLES							
Date	Opponent	P/S	UT	A	TT	S-Yds.	I-Yds.	PD	FF	FR
Sep 11	at San Diego*	S	2	1	3	0-0	0-0	0	0	0
Sep 19	vs. Washington	S	2	2	4	0-0	0-0	0	0	0
Sep 25	at San Francisco*	S	1	0	1	1-2	0-0	0	0	0
Oct 2	at Oakland	S	2	1	3	1-8	0-0	0	0	0
Oct 9	vs. Philadelphia*	S	1	0	1	1-9	0-0	0	0	0
Oct 16	vs. N.Y. Giants*	S	2	2	4	1-10	0-0	0	0	0
Oct 23	at Seattle	S	3	2	5	0-0	0-0	0	0	0
Oct 30	vs. Arizona*	S	3	1	4	0-0	0-0	0	0	0
Nov 14	at Philadelphia*	S	6	0	6	0-0	0-0	0	0	0
Nov 20	vs. Detroit*	S	2	1	3	0-0	0-0	0	0	0
Nov 24	vs. Denver	S	5	1	6	0-0	0-0	0	0	0
Dec 4	at N.Y. Giants	S	3	4	7	0-0	0-0	0	0	0
Dec 11	vs. Kansas City*	S	2	3	5	0-0	0-0	0	0	0
Dec 18	at Washington	S	2	1	3	0-0	0-0	0	0	0
Dec 24	at Carolina*	S	6	2	8	3-13	0-0	0	3	0
Jan 1	vs. St. Louis	S	2	1	3	1-5	0-0	0	0	0
Regular Season Totals		16/16	44	22	66	8-47	0-0	0	3	0
2006 DALLAS (9-7)			TACKLES							
Date	Opponent	P/S	UT	A	TT	S-Yds.	I-Yds.	PD	FF	FR
Sep 10	at Jacksonville	S	4	3	7	0-0	0-0	0	0	0
Sep 17	vs. Washington*	S	4	0	4	1-11	0-0	0	0	0
Oct 1	at Tennessee*	S	4	0	4	0-0	0-0	0	0	0
Oct 8	at Philadelphia	S	2	1	3	1-8	0-0	0	0	1
Oct 15	vs. Houston*	S	2	2	4	0-0	0-0	0	0	0
Oct 23	vs. N.Y. Giants	S	6	2	8	1-10	0-0	0	1	0
Oct 29	at Carolina*	S	2	3	5	0-0	0-0	0	0	0
Nov 5	at Washington	S	6	0	6	1-9	0-0	0	0	0
Nov 12	at Arizona*	S	2	1	3	1-9	0-0	0	1	0
Nov 19	vs. Indianapolis*	S	4	0	4	1-7	0-0	0	1	0
Nov 23	vs. Tampa Bay*	S	2	1	3	0-0	0-0	0	0	0
Dec 3	at N.Y. Giants*	S	6	1	7	0-0	0-0	0	0	0
Dec 10	vs. New Orleans	S	4	0	4	1-7	0-0	0	0	0
Dec 16	at Atlanta*	S	4	2	6	0.5-1	1-41	2	1	0
Dec 25	vs. Philadelphia	S	4	2	6	1-16	0-0	1	1	0
Dec 31	vs. Detroit	S	5	3	8	3-11	0-0	0	0	0
Regular Season Totals		16/16	61	21	82	11.5-89	1-41	3	5	1
Jan 6	at Seattle <sup>S</sup>	S	1	0	1	0-0	0-0	0	0	0
Postseason Totals		1/1	1	0	1	0-0	0-0	0	0	0
SNFC Wild Card Game										
2007 DALLAS (13-3)			TACKLES							
Date	Opponent	P/S	UT	A	TT	S-Yds.	I-Yds.	PD	FF	FR
Sep 9	vs. N.Y. Giants*	S	2	0	2	0-0	0-0	1	0	0
Sep 16	at Miami*	S	3	0	3	0-0	0-0	0	0	0
Sep 23	at Chicago*	S	2	3	5	2-18	0-0	0	0	0
Sep 30	vs. St. Louis*	S	1	2	3	1-8	0-0	0	0	0
Oct 8	at Buffalo*	S	3	3	6	1.5-14	0-0	1	1	0
Oct 14	vs. New England	S	6	4	10	1-5	0-0	0	0	0
Oct 21	vs. Minnesota*	S	2	3	5	0-0	0-0	1	0	0
Nov 4	at Philadelphia*	S	7	1	8	1.5-7	0-0	0	0	0
Nov 11	at N.Y. Giants*	S	5	5	10	1-14	0-0	0	0	0
Nov 18	vs. Washington*	S	4	3	7	1-6	0-0	0	1	0
Nov 22	vs. N.Y. Jets*	S	0	2	2	0-0	0-0	0	0	0
Nov 29	vs. Green Bay*	S	3	0	3	1-9	0-0	1	0	0
Dec 9	at Detroit*	S	3	1	4	0-0	0-0	0	0	0
Dec 16	vs. Philadelphia	S	3	0	3	1-9	0-0	0	0	0
Dec 22	at Carolina*	S	1	2	3	2-12	0-0	0	0	0
Dec 30	at Washington	S	5	1	6	1-7	0-0	0	2	0
Regular Season Totals		16/16	50	30	80	14-109	0-0	4	4	0
Jan 13	vs. N.Y. Giants <sup>†</sup>	S	1	0	1	0-0	0-0	0	0	0
Postseason Totals		1/1	1	0	1	0-0	0-0	0	0	0
†NFC Divisional Playoff Game										

2008 DALLAS (9-7)			TACKLES								
Date	Opponent	P/S	UT	A	TT	S-Yds.	I-Yds.	PD	FF	FR	
Sep 7	at Cleveland*	S	4	3	7	1-0	0-0	0	1	0	
Sep 15	vs. Philadelphia*	S	4	2	6	1-4	0-0	0	0	0	
Sep 21	at Green Bay*	S	3	2	5	1-12	0-0	0	0	0	
Sep 28	vs. Washington	S	7	4	11	1-4	0-0	0	0	0	
Oct 5	vs. Cincinnati*	S	2	3	5	1-3	0-0	0	0	0	
Oct 12	at Arizona	S	3	2	5	1-10	0-0	0	0	0	
Oct 19	at St. Louis	S	5	6	11	3-12	0-0	0	0	0	
Oct 26	vs. Tampa Bay*	S	4	3	7	0-0	0-0	1	0	0	
Nov 2	at N.Y. Giants	S	2	5	7	1-0	0-0	0	1	1	
Nov 16	at Washington*	S	5	1	6	1-10	0-0	1	0	0	
Nov 23	vs. San Francisco*	S	1	2	3	1-4	0-0	1	0	0	
Nov 27	vs. Seattle*	S	1	2	3	3-21	0-0	0	0	0	
Dec 7	at Pittsburgh	S	2	6	8	1-7	0-0	0	0	0	
Dec 14	vs. N.Y. Giants*	S	2	5	7	3-19	0-0	0	2	0	
Dec 20	vs. Baltimore	S	4	4	8	1-6	0-0	0	2	0	
Dec 28	at Philadelphia	S	5	6	11	0-0	0-0	0	0	0	
Regular Season Totals			16/16	54	56	110	20-115	0-0	3	6	1
2009 DALLAS (11-5)			TACKLES								
Date	Opponent	P/S	UT	A	TT	S-Yds.	I-Yds.	PD	FF	FR	
Sep 13	at Tampa Bay*	S	2	5	7	0-0	0-0	0	0	0	
Sep 20	vs. N.Y. Giants	S	5	4	9	0-0	0-0	0	0	0	
Sep 28	vs. Carolina*	S	1	2	3	0-0	0-0	0	0	0	
Oct 4	at Denver	S	4	1	5	0-0	0-0	0	1	0	
Oct 11	at Kansas City*	S	5	3	8	2-14	0-0	1	0	0	
Oct 25	vs. Atlanta*	S	1	4	5	2-10	0-0	0	1	0	
Nov 1	vs. Seattle*	S	4	4	8	1-7	0-0	0	0	0	
Nov 8	at Philadelphia*	S	4	4	8	0-0	0-0	1	0	0	
Nov 15	at Green Bay	S	5	2	7	2-7	0-0	0	0	0	
Nov 22	vs. Washington*	S	2	4	6	0-0	0-0	0	0	0	
Nov 26	vs. Oakland*	S	2	4	6	1-0	0-0	0	1	0	
Dec 6	at N.Y. Giants	S	6	1	7	1-4	0-0	0	0	0	
Dec 13	vs. San Diego	S	4	0	4	0-0	0-0	0	0	0	
Dec 19	at New Orleans*	P	2	0	2	2-9	0-0	0	2	0	
Dec 27	at Washington*	S	2	3	5	0-0	0-0	0	0	0	
Jan 3	vs. Philadelphia	S	1	1	2	0-0	0-0	0	0	0	
Regular Season Totals			16/15	50	42	92	11-51	0-0	2	5	0
Jan 9	vs. Philadelphia* <sup>§</sup>	S	2	3	5	2-9	0-0	0	1	0	
Jan 17	at Minnesota <sup>†</sup>	S	4	4	8	1-9	0-0	0	0	0	
Postseason Totals			1/1	6	7	13	3-18	0-0	0	1	0
§NFC Wild Card Game; †NFC Divisional Playoff Game											
2010 DALLAS (6-10)			TACKLES								
Date	Opponent	P/S	UT	A	TT	S-Yds.	I-Yds.	PD	FF	FR	
Sep 12	at Washington	S	7	0	7	1-10	0-0	0	0	0	
Sep 19	vs. Chicago	S	3	4	7	0-0	0-0	1	0	0	
Sep 26	at Houston*	S	6	2	8	3-16	0-0	0	0	0	
Oct 10	vs. Tennessee	S	5	4	9	2-3	0-0	0	0	0	
Oct 17	at Minnesota	S	7	2	9	1-12	0-0	0	0	0	
Oct 25	vs. N.Y. Giants	S	4	2	6	1-9	0-0	0	1	1	
Oct 31	vs. Jacksonville	S	0	7	7	0-0	0-0	0	0	0	
Nov 7	at Green Bay	S	2	4	6	0-0	0-0	0	0	0	
Nov 14	at N.Y. Giants*	S	7	3	10	0-0	0-0	0	0	0	
Nov 21	vs. Detroit*	S	2	4	6	0.5-5	0-0	0	0	0	
Nov 25	vs. New Orleans	S	4	0	4	1-7	0-0	0	0	0	
Dec 5	at Indianapolis*	S	2	2	4	0-0	0-0	0	0	0	
Dec 12	vs. Philadelphia	S	1	3	4	0-0	0-0	0	0	0	
Dec 19	vs. Washington*	S	6	0	6	2-11	0-0	0	1	0	
Dec 25	at Arizona	S	3	3	6	1-5	0-0	0	0	0	
Jan 2	at Philadelphia*	S	5	4	9	3-27	0-0	0	0	1	
Regular Season Totals			16/16	64	44	108	15.5-105	0-0	1	2	2

### DID YOU KNOW?


Hall of Fame running back Floyd Little, who played for Denver from 1967-75, was the first No. 1 draft pick ever signed by the Broncos. Selected by Denver with the sixth overall pick in 1967 from Syracuse University, Little totaled the second-most rushing yards (6,323) and the fourth-most rushing touchdowns (43) in professional football during his nine-year career.

2011 DALLAS (8-8)			TACKLES								
Date	Opponent	P/S	UT	A	TT	S-Yds.	I-Yds.	PD	FF	FR	
Sep 11	at N.Y. Jets	S	3	1	4	2-11	0-0	0	0	0	
Sep 18	at San Francisco*	S	3	3	6	2-15	0-0	0	0	0	
Sep 26	vs. Washington*	S	3	1	4	1-1	0-0	0	0	0	
Oct 2	vs. Detroit*	S	2	1	3	0-0	0-0	0	0	0	
Oct 16	at New England	S	4	1	5	2-11	0-0	0	0	0	
Oct 23	vs. St. Louis*	S	3	0	3	1-8	0-0	2	1	0	
Oct 30	at Philadelphia	S	10	1	11	4-23	0-0	0	1	0	
Nov 6	vs. Seattle*	S	3	1	4	0-0	0-0	0	0	0	
Nov 13	vs. Buffalo*	S	2	1	3	1-10	0-0	1	0	0	
Nov 20	at Washington*	S	2	1	3	1-5	0-0	0	0	0	
Nov 24	vs. Miami*	S	1	1	2	0-0	0-0	0	0	0	
Dec 4	at Arizona	S	3	0	3	1-10	0-0	0	0	0	
Dec 11	vs. N.Y. Giants	S	2	2	4	0-0	0-0	0	0	0	
Dec 17	at Tampa Bay*	S	3	0	3	1-6	0-0	0	0	0	
Dec 24	vs. Philadelphia	S	4	0	4	2-12	0-0	0	0	0	
Jan 1	at N.Y. Giants	S	3	2	5	1.5-13	0-0	0	0	0	
Regular Season Totals			16/16	51	16	67	19.5-125	0-0	3	2	0
2012 DALLAS (8-8)			TACKLES								
Date	Opponent	P/S	UT	A	TT	S-Yds.	I-Yds.	PD	FF	FR	
Sep 5	at N.Y. Giants*	S	6	0	6	2-21	0-0	0	0	0	
Sep 16	at Seattle	S	8	5	13	0-0	0-0	0	0	0	
Sep 23	vs. Tampa Bay*	S	5	2	7	2-19	0-0	0	2	0	
Oct 1	vs. Chicago	S	3	0	3	1-2	0-0	0	1	0	
Oct 14	at Baltimore	S	1	0	1	1-4	0-0	0	0	0	
Oct 21	at Carolina*	S	8	5	13	0.5-3	0-0	0	0	0	
Oct 28	vs. N.Y. Giants	S	3	0	3	1-2	0-0	0	0	0	
Nov 4	at Atlanta	S	3	1	4	1.5-2	0-0	0	1	0	
Nov 11	at Philadelphia*	S	2	2	4	0.5-3	0-0	0	0	0	
Nov 18	vs. Cleveland*	S	2	1	3	0.5-4	0-0	0	0	0	
Nov 22	vs. Washington	S	1	1	2	0-0	0-0	0	0	0	
Dec 2	vs. Philadelphia*	S	1	4	5	0-0	0-0	0	0	0	
Dec 9	at Cincinnati*	S	3	1	4	1-3	0-0	0	0	0	
Dec 16	vs. Pittsburgh*	S	1	1	2	0.5-1	0-0	0	0	0	
Dec 23	vs. New Orleans	S	1	0	1	0-0	0-0	0	1	0	
Dec 30	at Washington	S	0	1	1	0-0	0-0	0	0	0	
Regular Season Totals			16/16	48	24	72	11.5-64	0-0	0	5	0
2013 DALLAS (8-8)			TACKLES								
Date	Opponent	P/S	UT	A	TT	S-Yds.	I-Yds.	PD	FF	FR	
Sep 8	vs. N.Y. Giants*	S	0	0	0	0-0	0-0	1	0	0	
Sep 15	at Kansas City	S	2	0	2	2-12	0-0	0	0	0	
Sep 22	vs. St. Louis*	S	2	1	3	2-12	0-0	0	0	0	
Sep 29	at San Diego	S	1	0	1	0-0	0-0	0	0	0	
Oct 6	vs. Denver	S	4	2	6	0-0	0-0	0	0	0	
Oct 13	vs. Washington	S	2	1	3	0-0	0-0	0	0	0	
Games 7-9				INACTIVE							
Nov 10	at New Orleans	S	1	2	3	1-9	0-0	1	0	0	
Nov 24	at N.Y. Jets*	S	1	1	2	0-0	0-0	0	0	0	
Nov 28	vs. Oakland*	S	2	1	3	0-0	0-0	0	0	0	
Dec 9	at Chicago	S	1	2	3	1-7	0-0	0	0	0	
Dec 15	vs. Green Bay	S	2	0	2	0-0	0-0	0	0	0	
Dec 22	at Washington*	S	4	1	5	0-0	0-0	0	0	0	
Dec 29	vs. Philadelphia	S	2	1	3	0-0	0-0	0	0	0	
Regular Season Totals			13/13	24	12	36	6-40	1-0	2	0	1
2014 DENVER (12-4)			TACKLES								
Date	Opponent	P/S	UT	A	TT	S-Yds.	I-Yds.	PD	FF	FR	
Sep 7	vs. Indianapolis*	S	1	1	2	1.5-4.5	0-0	0	0	0	
Sep 14	vs. Kansas City*	S	1	1	2	0-0	0-0	0	0	0	
Sep 21	at Seattle	S	2	1	3	1-7	0-0	0	1	0	
Oct 5	vs. Arizona*	S	2	1	3	0.5-4	0-0	0	0	0	
Oct 12	at N.Y. Jets*	S	1	1	2	1-4	0-0	0	0	0	
Oct 19	vs. San Francisco*	S	4	0	4	3-26	0-0	0	0	0	
Oct 23	vs. San Diego*	S	0	0	0	0-0	0-0	0	0	0	
Nov 2	at New England	S	4	0	4	1-1	0-0	0	0	0	
Nov 9	at Oakland*	S	2	0	2	0-0	0-0	0	0	0	
Nov 16	at St. Louis	S	6	1	7	1-9	0-0	0	1	0	
Nov 23	vs. Miami*	P	2	0	2	0-0	0-0	0	0	0	
Nov 30	at Kansas City*	S	3	0	3	1-1	1-3	1	0	0	
Dec 7	vs. Buffalo*	S	0	0	0	0-0	0-0	0	0	0	
Dec 14	at San Diego*	S	1	0	1	0-0	0-0	0	0	0	
Dec 22	at Cincinnati	S	2	1	3	0-0	0-0	0	0	0	
Dec 28	vs. Oakland*	S	3	0	3	0-0	0-0	0	0	0	
Regular Season Totals			16/15	34	7	41	10-56.5	1-3	1	2	0
Jan 11	vs. Indianapolis†	S	3	1	4	0-0	0-0	0	0	0	
Postseason Totals			1/1	3	1	4	0-0	0-0	0	0	0

†AFC Divisional Playoff Game

2015 DENVER (12-4)		TACKLES								
Date	Opponent	P/S	UT	A	TT	S-Yds.	I-Yds.	PD	FF	FR
Sep 13	vs. Baltimore*	S	2	0	2	1-9	0-0	0	0	0
Sep 17	at Kansas City*	S	4	0	4	1-4	0-0	0	0	0
Sep 27	at Detroit*	S	2	2	4	1.5-9.5	0-0	0	0	0
Oct 4	vs. Minnesota*	S	2	1	3	1-13	0-0	0	0	0
Oct 11	at Oakland*	S	1	2	3	0-0	0-0	0	0	0
Oct 18	at Cleveland*	INACTIVE								
Nov 1	vs. Green Bay*	S	2	1	3	1-10	0-0	0	1	0
Nov 8	at Indianapolis	S	1	0	1	1-7	0-0	0	0	0
Games 9-12	INACTIVE									
Dec 13	vs. Oakland	P	0	0	0	0-0	0-0	0	0	0
Dec 20	at Pittsburgh	S	0	0	0	0-0	0-0	0	0	0
Dec 28	vs. Cincinnati*	S	2	1	3	0-0	0-0	0	0	1
Jan 3	vs. San Diego*	S	1	1	2	1-5	0-0	0	0	0
<b>Season Totals</b>		<b>11/10</b>	<b>17</b>	<b>8</b>	<b>25</b>	<b>7.5-57.5</b>	<b>0-0</b>	<b>0</b>	<b>1</b>	<b>1</b>
Jan 17	vs. Pittsburgh*†	S	2	1	3	1-13	0-0	0	0	1
Jan 24	vs. New England*‡	S	0	2	2	0.5-3	0-0	0	0	0
Feb 7	vs. Carolina*§	S	3	2	5	2-24	0-0	0	0	0
<b>Postseason Totals</b>		<b>3/3</b>	<b>5</b>	<b>5</b>	<b>10</b>	<b>3.5-40</b>	<b>0-0</b>	<b>0</b>	<b>0</b>	<b>1</b>

†AFC Divisional Playoff Game; ‡AFC Championship Game; §Super Bowl 50



## DEKODA WATSON

### 57

#### LINEBACKER

**6-2 • 245 • 7TH YR. • FLORIDA STATE**

**BORN:** March 3, 1988, in Aiken, S.C.

**HIGH SCHOOL:** South Aiken (S.C.) High School

**ACQUIRED:** Unrestricted Free Agent, 2016

**NFL YEAR:** 7th • **YEAR WITH BRONCOS:** 1st

**NFL GAMES PLAYED/STARTED:** 73/7 • **POSTSEASON GP/GS:** 4/0

### WATSON AT A GLANCE:

- A seventh-year linebacker who played 73 regular-season games (7 starts) and four postseason contests with Tampa Bay (2010-13), Jacksonville (2014), Dallas (2014) and New England (2015).
- Totaled 82 tackles (65 solo), three sacks (19 yds.), one interception, four passes defended, two forced fumbles, four fumble recoveries and 39 special-teams stops in his first six NFL seasons.
- Saw action in three regular-season games and two postseason contests for New England in 2015, contributing three special-teams tackles.
- Tallied eight tackles (3 solo) and six special-teams stops with Jacksonville (9 gms.) and Dallas (1 gm.) in 2014 in addition to appearing in two postseason contests with the Cowboys.
- Named NFC Special Teams Player of the Month (November, 2012) after totaling one blocked punt that led to a touchdown, one special-teams fumble recovery and two special-teams tackles.
- Opened 32-of-47 games at Florida State University, recording 184 tackles, 11.5 sacks, two interceptions, 10 passes defended, three fumble recoveries, one safety and three blocked kicks.
- Joined the Broncos as an unrestricted free agent on May 16, 2016.
- Selected by the Buccaneers in the seventh round (217th overall) of the 2010 NFL Draft.

**CAREER TRANSACTIONS:** Signed by Tampa Bay as a draft choice 6/18/10; Signed by Jacksonville as an unrestricted free agent 3/12/14; Released by Jacksonville 11/11/14; Signed by Dallas 11/14/14; Released by Dallas 5/8/15; Signed by New England 5/12/15; Released by New England 8/31/15; Signed by New England 9/16/15; Released by New England 9/30/15; Signed by New England 12/29/15; Signed by Denver as an unrestricted free agent 5/16/16.



**2015:** Watson appeared in three regular-season games and two postseason contests with New England... Signed by New England prior to Week 2 after competing with the Patriots in training camp... Saw action in two games in Weeks 2-3 before rejoining the club for Week 17 at Mia. (1/3)... Contributed two special-teams tackles in three regular-season games... Tallied one tackle and one special-teams stop in New England's AFC Divisional Playoff Game vs. K.C. (1/16).

**2014:** Watson played 10 regular season games with Jacksonville (9) and Dallas (1) and two postseason games for the Cowboys... Appeared in the Jaguars' first nine games, totaling eight tackles (3 solo) and six special-teams stops... Notched a career-best three special-teams tackles vs. Dal. (11/9)... Played one game with Dallas and was inactive for the rest of the regular season... Notched one special-teams tackle in two postseason contests with the Cowboys.

**2013:** Watson saw action in 15 regular-season games (3 starts) for Tampa Bay, setting career highs in tackles (37), solo stops (29) and sacks (2)... Added one interception, one forced fumble, one fumble recovery and five special-teams stops... Opened the last three games of his season, racking up 17 tackles (15 solo), one forced fumble and one special-teams stop... Posted a career-best 11 tackles (9 solo) vs. S.F. (12/15).

**2012:** Watson appeared in all 16 regular-season games for Tampa Bay and made two solo defensive tackles in addition to seven special-teams stops... Blocked a pair of punts and recovered two fumbles on special teams... Named Special Teams Player of the Month for November after contributing one blocked punt that led to a touchdown, one special-teams fumble recovery and two special-teams tackles in Tampa Bay victories... Blocked a punt that was returned for a touchdown vs. S.D. (11/11)... Recovered a special-teams fumble at Car. (11/18) and vs. Phi. (12/9).

**2011:** Watson played 14 regular-season games (2 starts) for Tampa Bay, tallying 17 tackles (15 solo), one sack (7 yds.), two passes defended, one forced fumble, one fumble recovery and six special-teams stops... Returned a fumble seven yards for a touchdown vs. Dal. (12/17).

**2010:** Selected by Tampa Bay in the seventh round (217th overall) of the 2010 NFL Draft, Watson appeared in 15 games (1 start) as a rookie... Posted 18 tackles (16 solo) and one pass defended in addition to 13 special-teams stops... Talled multiple special-teams tackle in four games... Made his NFL debut vs. Cle. (9/12)... Started his first career game vs. Car. (11/14) and made three solo tackles.

**COLLEGE:** Watson started 32-of-47 games at Florida State University, recording 184 tackles, 11.5 sacks, two interceptions, 10 passes defended, three fumble recoveries and one safety in addition to blocking three kicks... Named a team captain and second-team All-Atlantic Coast Conference selection as a senior after registering 65 tackles, 6.5 sacks, one pass defended and one fumble recovery.

**PERSONAL:** Watson attended South Aiken (S.C.) High School, where he played defensive end... Registered 225 tackles, 61.0 tackles for loss and 29.0 sacks over his junior and senior seasons, earning Prep Star All-Region honors and was named to the *Orlando Sentinel*/All-Southern Team... Competed in track and field as a sprinter... Traveled to Costa Rica on a mission trip in March 2012 to promote the game of football and lend support to underprivileged communities... Graduated from Florida State with a degree in social science... Dekoda Watson was born on March 3, 1988, in Aiken, S.C.

### WATSON'S REGULAR SEASON RECORD

Year	Club	G	S	UT	A	TT	S-Yds.	I-Yds.	PD	FF	FR	TD-Int.	TD-FR	S	Pts.
2010	Tampa Bay	15	1	16	2	18	0-0	0-0	1	0	0	0	0	0	0
2011	Tampa Bay	14	2	15	2	17	1-7	0-0	2	1	1	0	1	0	6
2012	Tampa Bay	16	0	2	0	2	0-0	0-0	0	0	2	0	0	0	0
2013	Tampa Bay	15	3	29	8	37	2-12	1-0	1	1	1	0	0	0	0
2014	Jac./Dal.	10	1	3	5	8	0-0	0-0	0	0	0	0	0	0	0
2015	New England	3	0	0	0	0	0-0	0-0	0	0	0	0	0	0	0
<b>CAREER TOTALS</b>		<b>73</b>	<b>7</b>	<b>65</b>	<b>17</b>	<b>82</b>	<b>3-19</b>	<b>1-0</b>	<b>4</b>	<b>2</b>	<b>4</b>	<b>0</b>	<b>1</b>	<b>0</b>	<b>6</b>

**ADDITIONAL STATISTICS:** Special-teams tackles — 2010 (13), 2011 (6), 2012 (7), 2013 (5), 2014 (4), 2015 (2), TOTAL (39).

### WATSON'S POSTSEASON RECORD

Year	Club	G	S	UT	A	TT	S-Yds.	I-Yds.	PD	FF	FR	TD-Int.	TD-FR	S	Pts.
2014	Dallas	2	0	0	0	0	0-0	0-0	0	0	0	0	0	0	0
2015	New England	2	0	0	0	0	0-0	0-0	0	0	0	0	0	0	0
<b>CAREER TOTALS</b>		<b>4</b>	<b>0</b>	<b>0</b>	<b>1</b>	<b>1</b>	<b>0-0</b>	<b>0-0</b>	<b>0</b>	<b>0</b>	<b>0</b>	<b>0</b>	<b>0</b>	<b>0</b>	<b>0</b>

**ADDITIONAL STATISTICS:** Special-teams tackles — 2014 (1), 2015 (1), TOTAL (2).

### WATSON'S SINGLE-GAME HIGHS

(Postseason in parentheses)

**Tackles** — 11 vs. San Francisco, 12/15/13 (1 vs. Kansas City, 1/16/16). **Sacks** — 1, three times, last at Detroit, 11/24/13 (none). **Sack yards** — 11 at New York Jets, 9/8/13 (none). **Special Teams Tackles** — 3 vs. Dallas, 11/9/14 (1, twice, last vs. Kansas City, 1/24/16).

### DEKODA WATSON'S CAREER GAME-BY-GAME

(Victories asterisked)

2010 TAMPA BAY (10-6)		TACKLES													
Date	Opponent	P/S	UT	A	TT	S-Yds.	I-Yds.	PD	FF	FR					
Sep 12	vs. Cleveland*	P	0	0	0	0-0	0-0	0	0	0					
Sep 19	at Carolina*	P	0	0	0	0-0	0-0	0	0	0					
Sep 26	vs. Pittsburgh	P	0	0	0	0-0	0-0	0	0	0					
Oct 10	at Cincinnati*	P	0	0	0	0-0	0-0	0	0	0					
Oct 17	vs. New Orleans	P	0	0	0	0-0	0-0	0	0	0					
Oct 24	vs. St. Louis*	P	0	0	0	0-0	0-0	0	0	0					
Oct 31	at Arizona*	P	0	0	0	0-0	0-0	0	0	0					
Nov 7	at Atlanta	P	2	0	2	0-0	0-0	0	0	0					
Nov 14	vs. Carolina*	P	3	0	3	0-0	0-0	0	0	0					
Nov 21	at San Francisco*	P	3	0	3	0-0	0-0	1	0	0					
Nov 28	at Baltimore	P	1	0	1	0-0	0-0	0	0	0					
Dec 5	vs. Atlanta		INACTIVE												
Dec 12	at Washington*	P	0	0	0	0-0	0-0	0	0	0					
Dec 19	vs. Detroit	P	1	1	2	0-0	0-0	0	0	0					
Dec 26	vs. Seattle*	P	1	1	2	0-0	0-0	0	0	0					
Jan 1	at New Orleans*	P	5	0	5	0-0	0-0	0	0	0					
<b>Season Totals</b>			<b>15/0</b>	<b>16</b>	<b>2</b>	<b>18</b>	<b>0-0</b>	<b>0-0</b>	<b>1</b>	<b>0</b>	<b>0</b>				

2011 TAMPA BAY (4-12)			TACKLES								
Date	Opponent	P/S	UT	A	TT	S-Yds.	I-Yds.	PD	FF	FR	
Sep 11	vs. Detroit	P	2	0	2	0-0	0-0	0	0	0	
Sep 18	at Minnesota*	P	0	0	0	0-0	0-0	1	0	0	
Sep 25	vs. Atlanta*	P	1	0	1	1-7	0-0	0	1	0	
Oct 3	vs. Indianapolis*	S	0	0	0	0-0	0-0	0	0	0	
Oct 9	at San Francisco	P	5	2	7	0-0	0-0	0	0	0	
Oct 16	vs. New Orleans*	S	0	0	0	0-0	0-0	0	0	0	
Oct 23	vs. Chicago	P	0	0	0	0-0	0-0	0	0	0	
Nov 6	at New Orleans	P	1	0	1	0-0	0-0	0	0	0	
Nov 13	vs. Houston	INACTIVE									
Nov 20	at Green Bay	INACTIVE									
Nov 27	at Tennessee	P	0	0	0	0-0	0-0	0	0	0	
Dec 4	vs. Carolina	P	0	0	0	0-0	0-0	0	0	0	
Dec 11	at Jacksonville	P	2	0	2	0-0	0-0	0	0	0	
Dec 17	vs. Dallas	P	3	0	3	0-0	0-0	0	0	1	
Dec 24	at Carolina	P	1	0	1	0-0	0-0	1	0	0	
Jan 1	at Atlanta	P	0	0	0	0-0	0-0	0	0	0	
Season Totals			14/2	15	2	17	1-7	0-0	2	1	1

2012 TAMPA BAY (7-9)			TACKLES								
Date	Opponent	P/S	UT	A	TT	S-Yds.	I-Yds.	PD	FF	FR	
Sep 9	vs. Carolina*	P	0	0	0	0-0	0-0	0	0	0	
Sep 16	at New York Giants	P	1	0	1	0-0	0-0	0	0	0	
Sep 23	at Dallas	P	0	0	0	0-0	0-0	0	0	0	
Sep 30	vs. Washington	P	0	0	0	0-0	0-0	0	0	0	
Oct 14	vs. Kansas City*	P	0	0	0	0-0	0-0	0	0	0	
Oct 21	vs. New Orleans	P	0	0	0	0-0	0-0	0	0	0	
Oct 25	at Minnesota*	P	0	0	0	0-0	0-0	0	0	0	
Nov 4	at Oakland*	P	0	0	0	0-0	0-0	0	0	0	
Nov 11	vs. San Diego*	P	0	0	0	0-0	0-0	0	0	0	
Nov 18	at Carolina*	P	0	0	0	0-0	0-0	0	0	1	
Nov 25	vs. Atlanta	P	0	0	0	0-0	0-0	0	0	0	
Dec 2	at Denver	P	1	0	1	0-0	0-0	0	0	0	
Dec 9	vs. Philadelphia	P	0	0	0	0-0	0-0	0	0	1	
Dec 16	at New Orleans	P	0	0	0	0-0	0-0	0	0	0	
Dec 23	vs. St. Louis	P	0	0	0	0-0	0-0	0	0	0	
Dec 30	at Atlanta	P	0	0	0	0-0	0-0	0	0	0	
Season Totals			16/0	2	0	2	0-0	0	0	0	2

2013 TAMPA BAY (4-12)			TACKLES							
Date	Opponent	P/S	UT	A	TT	S-Yds.	I-Yds.	PD	FF	FR
Sep 8	at New York Jets	P	2	1	3	1-11	0-0	0	0	0
Sep 15	vs. New Orleans	P	0	2	2	0-0	1-0	1	0	0
Sep 22	at New England	P	0	0	0	0-0	0-0	0	0	0
Sep 29	vs. Arizona	P	6	0	6	0-0	0-0	0	0	0
Oct 13	vs. Philadelphia	P	2	0	2	0-0	0-0	0	0	0
Oct 20	at Atlanta	P	0	0	0	0-0	0-0	0	0	1
Oct 24	vs. Carolina	P	1	1	2	0-0	0-0	0	0	0
Nov 3	at Seattle	P	0	1	1	0-0	0-0	0	0	0
Nov 11	vs. Miami*	P	0	0	0	0-0	0-0	0	0	0
Nov 17	vs. Atlanta*	P	1	1	2	0-0	0-0	0	0	0
Nov 24	at Detroit*	P	2	0	2	1-1	0-0	0	0	0
Dec 1	at Carolina	P	0	0	0	0-0	0-0	0	0	0
Dec 8	vs. Buffalo*	S	2	0	2	0-0	0-0	0	0	0
Dec 15	vs. San Francisco	S	9	2	11	0-0	0-0	0	0	0
Dec 22	at St. Louis	S	4	0	4	0-0	0-0	0	1	0
Dec 29	at New Orleans	INACTIVE								
Season Totals		15/3	29	8	37	2-12	1-0	1	1	1


2014 JAC. (3-13) / DAL. (12-4) TACKLES										
Date	Opponent	P/S	UT	A	TT	S-Yds.	I-Yds.	PD	FF	FR
Sep 7	at Philadelphia	P	0	0	0	0-0	0-0	0	0	0
Sep 14	at Washington	P	0	5	5	0-0	0-0	0	0	0
Sep 21	vs. Indianapolis	P	0	0	0	0-0	0-0	0	0	0
Sep 28	at San Diego	P	0	0	0	0-0	0-0	0	0	0
Oct 5	vs. Pittsburgh	P	0	0	0	0-0	0-0	0	0	0
Oct 12	at Tennessee	P	0	0	0	0-0	0-0	0	0	0
Oct 19	vs. Cleveland*	P	0	0	0	0-0	0-0	0	0	0
Oct 26	vs. Miami	P	1	1	2	0-0	0-0	0	0	0
Nov 9	vs. Dallas	P	1	1	2	0-0	0-0	0	0	0
RELEASED BY JACKSONVILLE NOV. 11/SIGNED BY DALLAS NOV. 14										
Nov 23	at New York Giants*	S	0	0	0	0-0	0-0	0	0	0
Games 13-16 INACTIVE										
Season Totals		10/1	3	5	8	0-0	0-0	0	0	0
Jan 4	vs. Detroit*§	P	0	0	0	0-0	0-0	0	0	0
Jan 11	at Green Bay†	P	0	0	0	0-0	0-0	0	0	0
Postseason Totals		2/0	0	0	0	0-0	0-0	0	0	0

§NFC Wild Card Game; †AFC Divisional Playoff Game



2015 NEW ENGLAND (12-4)			TACKLES							
Date	Opponent	P/S	UT	A	TT	S-Yds.	I-Yds.	PD	FF	FR
SIGNED BY NEW ENGLAND ON Sep. 16										
Sep 20	at Buffalo*	P	0	0	0	0-0	0-0	0	0	0
Sep 27	vs. Jacksonville*	P	0	0	0	0-0	0-0	0	0	0
RELEASED ON Sep. 30 / SIGNED ON DEC. 29										
Jan 3	at Miami	P	0	0	0	0-0	0-0	0	0	0
Season Totals			3/0	0	0	0-0	0-0	0	0	0
Jan 16	vs. Kansas City*†	P	0	1	1	0-0	0-0	0	0	0
Jan 24	at Denver#	P	0	0	0	0-0	0-0	0	0	0
Postseason Totals			2/0	0	1	0-0	0-0	0	0	0
†AFC Divisional Playoff Game; #AFC Championship Game										

†AFC Divisional Playoff Game; #AFC Championship Game



## KAYVON WEBSTER

36

### CORNERBACK

5-11 • 198 • 4TH YR. • SOUTH FLORIDA

BORN: Feb. 1, 1991, in Opa-Locka, Fla.

HIGH SCHOOL: Monsignor Pace High School, Opa-Locka, Fla.

ACQUIRED: Draft #3 (90th overall), 2013

NFL YEAR: 4th • YEAR WITH BRONCOS: 4th

NFL GAMES PLAYED/STARTED: 41/2 • POSTSEASON GP/GS: 7/0



### WEBSTER AT A GLANCE:

- A fourth-year cornerback who played 41 games (2 starts) and seven postseason contests during his first three NFL seasons with the Broncos, tallying 58 tackles (53 solo), one interception (10 yds.), 12 passes defended and one forced fumble.
- Tied for the team-lead with nine special teams tackles for Denver in 2015.
- Recorded 19 tackles (18 solo) and two passes defense in 12 games for the Broncos in 2014.
- Appeared in 14 regular-season games (2 starts) as a rookie in 2013, totaling 38 tackles (34 solo), one interception (10 yds.), nine passes defended and one forced fumble.
- Saw action in 49-of-50 possible games (32 starts) during his career at the University of South Florida and totaled 190 tackles (136 solo), two sacks (39 yds.), three interceptions (34 yds.), 18 passes defended, four forced fumbles and two fumble recoveries.
- Earned first-team All-Big East Conference recognition following his senior season in which he led the Bulls with a career-high 82 tackles (61 solo) and added forced three fumbles.
- Clocked at 4.34 seconds in the 40-yard dash as one of the most physically gifted players in the 2013 draft class.
- Selected by the Broncos in the third round (90th overall) of the 2013 NFL Draft.

**CAREER TRANSACTIONS:** Signed by Denver as a draft choice 6/13/13.



**2015:** Webster tied for the team-lead with nine special teams tackles and added two passes defended while playing 15 games in the regular season... Contributed on defense and special teams in Denver's three postseason contests, downing two punts inside the 5-yard line, forcing one muffed punt and adding two special-teams stops... Posted one solo tackle and one pass defended vs. S.D. (1/3)... Recorded one special-teams stop and downed a punt inside the 5-yard line in Denver's AFC Divisional Playoff Game vs. Pit. (1/17)... Notched two tackles and one pass defended in Denver's AFC Championship Game vs. N.E. (1/24)... Posted one special-teams tackle in Denver's Super Bowl 50 victory vs. Car. (2/7).

**2014:** Webster played 12 regular-season games, totaling 19 tackles (18 solo), two passes defended and four special-teams stops... Recorded a season-high four solo tackles at NYJ (10/12) and matched that total six weeks later vs. Mia. (11/23)... Missed Games 12-14 with a shoulder injury sustained against the Dolphins... Recorded a career-high two passes defended vs. Oak. (12/28).

**2013:** Selected by the Broncos in the third round (90th overall) of the 2013 NFL Draft, Webster played 14 games (2 starts) as a rookie, finishing with 38 tackles to go along with one interception (10 yds.), nine passes defended, one forced fumble and two special-teams stops... Appeared in all three postseason contests for Denver... Made a pair of special-teams stops in Denver's Week 2 win at NYG (9/15)... Made his first NFL start at Dal. (10/6) and forced a fumble... Intercepted his first career pass vs. Jac. (10/13).

**COLLEGE:** Webster played 49-of-50 possible games (32 starts) at the University of South Florida, totaling 190 career tackles (136 solo), two sacks (39 yds.), three interceptions (34 yds.), 18 passes defended, four forced fumbles and two fumble recoveries... Opened 11-of-12 games as a senior and was named a first-team All-Big

East Conference selection after becoming the league's only cornerback to lead his team in tackles (82)... Started all 11 games played for the Bulls as a junior and was a second-team all-conference pick after tallying 49 tackles (36 solo), two interceptions, nine passes defended, one forced fumble and one fumble recovery.

**PERSONAL:** Webster was a two-time All-Dade County selection in football as a two-way player for Monsignor Pace High School in Opa-Locka, Fla.... Caught 30 passes for 500 yards (16.7 avg.) and eight touchdowns on offense in addition to posting 65 tackles, four sacks, seven forced fumbles and 10 fumble recoveries on defense as a senior... Graduated from South Florida with a degree in health science... Kayvon Webster was born on Feb. 1, 1991, in Opa-Locka, Fla.

### WEBSTER'S REGULAR SEASON RECORD

Year	Club	G	S	UT	A	TT	S-Yds.	I-Yds.	PD	FF	FR	TD-Int.	TD-FR	S	Pts.
2013	Denver	14	2	34	4	38	0-0	1-10	9	1	0	0	0	0	0
2014	Denver	12	0	18	1	19	0-0	0-0	2	0	0	0	0	0	0
2015	Denver	15	0	2	0	2	0-0	0-0	2	0	0	0	0	0	0
<b>CAREER TOTALS</b>		<b>41</b>	<b>2</b>	<b>54</b>	<b>5</b>	<b>59</b>	<b>0-0</b>	<b>1-10</b>	<b>13</b>	<b>1</b>	<b>0</b>	<b>0</b>	<b>0</b>	<b>0</b>	<b>0</b>

**ADDITIONAL STATISTICS:** Special-teams tackles — 2013 (2), 2014 (4), 2015 (9), TOTAL (15).

### WEBSTER'S POSTSEASON RECORD

Year	Club	G	S	UT	A	TT	S-Yds.	I-Yds.	PD	FF	FR	TD-Int.	TD-FR	S	Pts.
2013	Denver	3	0	0	0	0	0-0	0-0	0	0	0	0	0	0	0
2014	Denver	1	0	0	0	0	0-0	0-0	0	0	0	0	0	0	0
2015	Denver	3	0	2	0	2	0-0	0-0	1	0	0	0	0	0	0
<b>CAREER TOTALS</b>		<b>7</b>	<b>0</b>	<b>2</b>	<b>0</b>	<b>2</b>	<b>0-0</b>	<b>0-0</b>	<b>1</b>	<b>0</b>	<b>0</b>	<b>0</b>	<b>0</b>	<b>0</b>	<b>0</b>

**ADDITIONAL STATISTICS:** Special-teams tackles — 2015 (1), TOTAL (1).

### WEBSTER'S SINGLE GAME HIGHS

(Postseason in parentheses)

**Tackles** — 5, three times, last vs. San Diego, 12/12/13 (2 vs. New England, 1/24/16). **Interceptions** — 1 vs. Jacksonville, 10/13/13 (none). **Interception return yards** — 10 vs. Jacksonville, 10/13/13 (none). **Passes Defended** — 2 vs. Oakland, 12/28/14 (1 vs. New England, 1/24/16).

### KAYVON WEBSTER'S CAREER GAME-BY-GAME

(Victories asterisked)

2013 DENVER (13-3)			TACKLES								
Date	Opponent	P/S	UT	A	TT	S-Yds.	I-Yds.	PD	FF	FR	
Sep 5	vs. Baltimore*	P	1	0	1	0-0	0-0	1	0	0	
Sep 15	at N.Y. Giants*	P	0	0	0	0-0	0-0	0	0	0	
Sep 23	vs. Oakland*	P	1	0	1	0-0	0-0	1	0	0	
Sep 29	vs. Philadelphia*	P	0	0	0	0-0	0-0	0	0	0	
Oct 6	at Dallas*	S	3	0	3	0-0	0-0	0	1	0	
Oct 13	vs. Jacksonville*	P	2	1	3	0-0	1-10	1	0	0	
Oct 20	at Indianapolis	P	2	1	3	0-0	0-0	1	0	0	
Oct 27	vs. Washington*	P	2	0	2	0-0	0-0	0	0	0	
Nov 10	at San Diego*	P	4	1	5	0-0	0-0	1	0	0	
Nov 17	vs. Kansas City*	P	3	0	3	0-0	0-0	1	0	0	
Nov 24	at New England	P	5	0	5	0-0	0-0	1	0	0	
Dec 1	at Kansas City*	P	3	0	3	0-0	0-0	0	0	0	
Dec 8	vs. Tennessee*	S	3	1	4	0-0	0-0	1	0	0	
Dec 12	vs. San Diego	P	5	0	5	0-0	0-0	1	0	0	
Dec 22	at Houston*	INACTIVE									
Dec 29	at Oakland*	INACTIVE									
Regular Season Totals			14/2	34	4	38	0-0	1-10	9	1	0
Jan 12	vs. San Diego*†	P	0	0	0	0-0	0-0	0	0	0	
Jan 19	vs. New England*‡	P	0	0	0	0-0	0-0	0	0	0	
Feb 2	vs. Seattle§	P	0	0	0	0-0	0-0	0	0	0	
Postseason Totals			3/0	0	0	0	0-0	0-0	0	0	0

†AFC Divisional Playoff Game; ‡AFC Championship Game; §Super Bowl XLVIII

### VINCE LOMBARDI TROPHIES

The Denver Broncos own three Vince Lombardi Trophies in recognition of their wins in Super Bowl XXXII, XXXIII and 50, and they are displayed in the lobby of UCHHealth Training Center.

The sterling silver trophies were created by Tiffany & Company and were named for the late Vince Lombardi before Super Bowl V. Each trophy has a regulation-size silver football mounted in a kicking position on a pyramid-like stand of three concave sides. The trophy stands 20.75 inches tall, weighs 107.3 ounces and is valued in excess of \$10,000. Each is engraved with the the words "Vince Lombardi Trophy" above an NFL Shield.

2014 DENVER (12-4) TACKLES										
Date	Opponent	P/S	UT	A	TT	S-Yds.	I-Yds.	PD	FF	FR
Sep 7	vs. Indianapolis*				INACTIVE					
Sep 14	vs. Kansas City*	P	2	0	2	0-0	0-0	0	0	0
Sep 21	at Seattle	P	2	0	2	0-0	0-0	0	0	0
Oct 5	vs. Arizona*	P	0	0	0	0-0	0-0	0	0	0
Oct 12	at N.Y. Jets*	P	4	0	4	0-0	0-0	0	0	0
Oct 19	vs. San Francisco*	P	1	1	2	0-0	0-0	0	0	0
Oct 23	vs. San Diego*	P	1	0	1	0-0	0-0	0	0	0
Nov 2	at New England	P	2	0	2	0-0	0-0	0	0	0
Nov 9	at Oakland*	P	0	0	0	0-0	0-0	0	0	0
Nov 16	at St. Louis	P	0	0	0	0-0	0-0	0	0	0
Nov 23	vs. Miami*	P	4	0	4	0-0	0-0	0	0	0
Nov 30	at Kansas City*				INACTIVE					
Dec 7	vs. Buffalo*				INACTIVE					
Dec 14	at San Diego*				INACTIVE					
Dec 22	at Cincinnati	P	0	0	0	0-0	0-0	0	0	0
Dec 28	vs. Oakland*	P	2	0	2	0-0	0-0	2	0	0
<b>Regular Season Totals</b>			<b>12/0</b>	<b>18</b>	<b>1</b>	<b>19</b>	<b>0-0</b>	<b>0-0</b>	<b>2</b>	<b>0</b>
Jan 11	vs. Indianapolis†	P	0	0	0	0-0	0-0	0	0	0
<b>Postseason Totals</b>			<b>1/0</b>	<b>0</b>	<b>0</b>	<b>0</b>	<b>0-0</b>	<b>0-0</b>	<b>0</b>	<b>0</b>
†AFC Divisional Playoff Game										

2015 DENVER (12-4) TACKLES										
Date	Opponent	P/S	UT	A	TT	S-Yds.	I-Yds.	PD	FF	FR
Sep 13	vs. Baltimore*	P	0	0	0	0-0	0-0	0	0	0
Sep 17	at Kansas City*	P	0	0	0	0-0	0-0	0	0	0
Sep 27	at Detroit*				INACTIVE					
Oct 4	vs. Minnesota*	P	0	0	0	0-0	0-0	0	0	0
Oct 11	at Oakland*	P	0	0	0	0-0	0-0	1	0	0
Oct 18	at Cleveland*	P	0	0	0	0-0	0-0	0	0	0
Nov 1	vs. Green Bay*	P	0	0	0	0-0	0-0	0	0	0
Nov 8	at Indianapolis	P	1	0	1	0-0	0-0	0	0	0
Nov 15	vs. Kansas City	P	0	0	0	0-0	0-0	0	0	0
Nov 22	at Chicago*	P	0	0	0	0-0	0-0	0	0	0
Nov 29	vs. New England*	P	0	0	0	0-0	0-0	0	0	0
Dec 6	at San Diego*	P	0	0	0	0-0	0-0	0	0	0
Dec 13	vs. Oakland	P	0	0	0	0-0	0-0	0	0	0
Dec 20	at Pittsburgh	P	0	0	0	0-0	0-0	0	0	0
Dec 28	vs. Cincinnati*	P	0	0	0	0-0	0-0	0	0	0
Jan 3	vs. San Diego*	P	1	0	1	0-0	0-0	1	0	0
<b>Season Totals</b>			<b>15/0</b>	<b>2</b>	<b>0</b>	<b>2</b>	<b>0-0</b>	<b>0-0</b>	<b>2</b>	<b>0</b>
Jan 17	vs. Pittsburgh*	P	0	0	0	0-0	0-0	0	0	0
Jan 24	vs. New England <sup>#</sup>	P	2	0	2	0-0	0-0	1	0	0
Feb 7	vs. Carolina <sup>\$</sup>	P	0	0	0	0-0	0-0	0	0	0
<b>Postseason Totals</b>			<b>3/0</b>	<b>2</b>	<b>0</b>	<b>2</b>	<b>0-0</b>	<b>0-0</b>	<b>1</b>	<b>0</b>
†AFC Divisional Playoff Game; <sup>#</sup> AFC Championship Game; <sup>\$</sup> Super Bowl 50										



## DARRION WEEMS

77

### OFFENSIVE TACKLE

6-5 • 310 • 4TH YR. • OREGON

BORN: Sept. 4, 1988, in Winnetka, Calif.

HIGH SCHOOL: William Howard Taft High School, Los Angeles

ACQUIRED: Free Agent, 2016

NFL YEAR: 4th • YEAR WITH BRONCOS: 1st

NFL GAMES PLAYED/STARTED: 1/0



### WEEMS AT A GLANCE:

- A fourth-year offensive tackle who appeared in one game with Dallas between 2012-15 after spending time competing on practice squads with Indianapolis (2012) and Denver (2012).
- Appeared in 39 games (22 starts) at the University of Oregon, opening all 14 games as a senior and helping the Ducks rank third nationally in scoring.
- Joined the Broncos as a free agent on Jan. 13, 2016.
- Entered the NFL with Minnesota as a college free agent on May 4, 2012.

**CAREER TRANSACTIONS:** Signed by Minnesota as a college free agent 5/4/12; Waived by Minnesota 7/24/12; Signed by New England 7/27/12; Waived by New England 8/31/12; Signed by Indianapolis (practice squad)

9/3/12; Waived by Indianapolis 9/18/12; Signed by Denver (practice squad) 10/2/12; Signed by Dallas (active roster) 12/6/12; Waived by Dallas 9/15/15; Signed by Dallas (practice squad) 9/17/15; Signed by Denver 1/13/16.



**2015:** Weems appeared in one game with Dallas before spending 15 weeks competing on the Cowboy's practice squad... Appeared in his first career game in the team's season-opener vs. NYG (9/13).

**2014:** Weems was inactive for two games with Dallas before being placed on injured reserve (shoulder).

**2013:** Weems was inactive for all 16 regular season games with Dallas.

**2012:** Weems, who entered the NFL with Minnesota as a college free agent, spent the last four weeks of the season on Dallas' active roster... Competed in training camp with New England before being waived before the start of the regular season... Spent time on practice squads with Indianapolis and Denver before being signed to Dallas' active roster on Dec. 6.

**COLLEGE:** Weems saw action in 39 games (22 starts) at the University of Oregon... Opened all 14 games at left tackle as a senior, helping the Ducks rank third in the nation in scoring, fifth in rushing and sixth in total offense... Started 7-of-11 games as a junior, seeing time at both tackle positions and blocking for the nation's top-ranked scoring offense (47.0 ppg) and total offense (530.7 ypg).

**PERSONAL:** Weems attended William Howard Taft High School in Los Angeles... Began his high school career at McMain High School in New Orleans before moving to Los Angeles after Hurricane Katrina in 2005... Daririon Weems was born on Sep. 4, 1998, in Winnetka, Calif.

### WEEMS' REGULAR SEASON RECORD

Year	Club	G	S
2012	Dallas	0	0
2013	Dallas	0	0
2014	Dallas	0	0
2015	Dallas	1	0
<b>CAREER TOTALS</b>		<b>1</b>	<b>0</b>



## SYLVESTER WILLIAMS

92

### NOSE TACKLE

6-2 • 313 • 4TH YR. • NORTH CAROLINA

**BORN:** Nov. 21, 1988, in Jefferson City, Mo.

**HIGH SCHOOL:** Jefferson City (Mo.) High School

**ACQUIRED:** Draft #1 (28th overall), 2013

**NFL YEAR:** 4th • **YEAR WITH BRONCOS:** 4th

**NFL GAMES PLAYED/STARTED:** 44/32 • **POSTSEASON GP/GS:** 7/6



### WILLIAMS AT A GLANCE:

- A fourth-year nose tackle who appeared in 44 regular-season games (32 starts) and seven postseason contests (6 starts) for the Broncos during his first three NFL seasons.
- Opened all 15 games played in 2015, finishing with a career-best 25 tackles (18 solo) and 2.5 sacks (6 yds.) for the league's top-ranked defense (283.1 ypg).
- Started 13-of-16 games for Denver in 2014 and totaled 21 tackles (17 solo) for the league's second-ranked run defense that yielded the fewest rushing yards per game (79.8) in team history.
- Played 13 regular-season games (4 starts) and started all three postseason contests during his rookie campaign in 2013, totaling 19 tackles (12 solo), two sacks (8 yds.) and one fumble recovery.
- Opened all 45 games played during his collegiate career at the University of North Carolina (2011-12) and Coffeyville Community College (2009-10).
- Recognized as a first-team All-America and All-Atlantic Coast Conference selection following his senior campaign for the Tar Heels in which his six sacks tied for the league lead among defensive tackles.
- Started all 20 contests at Coffeyville C.C., working his way up from a walk-on in 2009 to a first-team All-Kansas Jayhawk Community College Conference pick in 2010.
- Selected by the Broncos in the first round (28th overall) of the 2013 NFL Draft.

**CAREER TRANSACTIONS:** Signed by Denver as a draft choice 7/25/13.



**2015:** Williams opened all 15 regular-season games played in 2015, finishing with a career-best 25 tackles (18 solo) and 2.5 sacks (6 yds.)... Tallied a pair of tackles and one pass defended in Denver's three postseason contests... Posted three tackles (2 solo) and one sack (2 yds.) at Det. (9/27)... Notched 0.5 sacks (4 yds.)

and four tackles (3 solo) vs. Min. (10/4)... Blocked a 38-yard field goal and made one tackle at Oak. (10/11)... Posted two tackles (1 solo) and one pass defended in Denver's Super Bowl 50 victory vs. Car. (2/7).

**2014:** Williams played all 16 regular-season games (13 starts), totaling 21 tackles (17 solo) and one pass defended... Contributed to a defensive line that allowed just 79.8 rushing yards per game in 2014—the lowest single-season figure in team history and second-best mark in the NFL in 2014.

**2013:** Selected by the Broncos in the first round (28th overall) of the 2013 NFL Draft, Williams played 13 games (4 starts) as a rookie, totaling 19 tackles (12 solo), two sacks (8 yds.), five tackles for a loss and one fumble recovery... Contributed two special-teams tackles during the regular season... Started all three playoff games for Denver and recorded three tackles (2 solo)... Posted one solo tackle for a loss in his NFL debut vs. Bal. (9/5)... Made his first NFL start vs. Ten. (12/8)... Registered his first career sack and tallied a career-best five tackles vs. S.D. (12/12)... Led the Broncos with three tackles for a loss at Hou. (12/22)... Recovered his first career fumble at Oak. (12/29).

**COLLEGE:** Williams started all 45 games played during his collegiate career at the University of North Carolina (2011-12) and Coffeyville Community College (2009-10), totaling 184 tackles (84 solo), 15.5 sacks (89 yds.), one interception, five passes defended, two forced fumbles and four blocked kicks... Named a first-team All-America and All-Atlantic Coast Conference selection following his senior campaign for the Tar Heels in which his six sacks tied for the league lead among defensive tackles... Started all 13 games in his first season at North Carolina in 2011 and was the recipient of the team's Jeffrey Cowell Memorial Award given to the outstanding first-year player for the defense... Opened all 20 contests at Coffeyville C.C., working his way up from a walk-on in 2009 to a first-team All-Kansas Jayhawk Community College Conference pick in 2010.

**PERSONAL:** Williams played just one season of prep football at Jefferson City (Mo.) High School, making the team as a 310-pound senior and helping the school achieve a final ranking of No. 12 in the state and win the Freeland Football League title... Graduated from North Carolina with a degree in communications... Worked the night shift at Modine Manufacturing Company making radiator parts for large trucks before enrolling in college and pursuing a career in football... Sylvester Williams was born on Nov. 21, 1988, in Jefferson City, Mo.

### WILLIAMS' REGULAR SEASON RECORD

Year	Club	G	S	UT	A	TT	S-Yds.	I-Yds.	PD	FF	FR	TD-Int.	TD-FR	S	Pts.
2013	Denver	13	4	12	7	19	2-8	0-0	0	0	1	0	0	0	0
2014	Denver	16	13	17	4	21	0-0	0-0	1	0	0	0	0	0	0
2015	Denver	15	15	18	7	25	2.5-6	0-0	0	0	0	0	0	0	0
<b>CAREER TOTALS</b>		<b>44</b>	<b>32</b>	<b>46</b>	<b>18</b>	<b>64</b>	<b>4.5-16</b>	<b>0-0</b>	<b>1</b>	<b>0</b>	<b>1</b>	<b>0</b>	<b>0</b>	<b>0</b>	<b>0</b>

**ADDITIONAL STATISTICS:** Special-teams tackles — 2013 (2), TOTAL (2). Blocked FG—2015 (1), TOTAL (1).

### WILLIAMS' POSTSEASON RECORD

Year	Club	G	S	UT	A	TT	S-Yds.	I-Yds.	PD	FF	FR	TD-Int.	TD-FR	S	Pts.
2013	Denver	3	3	2	1	3	0-0	0-0	0	0	0	0	0	0	0
2014	Denver	1	0	1	0	1	0-0	0-0	0	0	0	0	0	0	0
2015	Denver	3	3	1	1	2	0-0	0-0	1	0	0	0	0	0	0
<b>CAREER TOTALS</b>		<b>7</b>	<b>6</b>	<b>4</b>	<b>2</b>	<b>6</b>	<b>0-0</b>	<b>0-0</b>	<b>1</b>	<b>0</b>	<b>0</b>	<b>0</b>	<b>0</b>	<b>0</b>	<b>0</b>

### WILLIAMS' SINGLE-GAME HIGHS

(Postseason in parentheses)

**Tackles** — 5, twice, last at Houston, 12/22/13 (2, twice, last vs. Carolina, 2/7/16). **Sacks** — 1, four times, last vs. Kansas City, 11/15/15 (none). **Sack yards** — 8 at Houston, 12/22/13 (none).

### SYLVESTER WILLIAMS' CAREER GAME-BY-GAME


(Victories asterisked)

2013 DENVER (13-3)		TACKLES										
Date	Opponent	P/S	UT	A	TT	S-Yds.	I-Yds.	PD	FF	FR		
Sep 5	vs. Baltimore*	P	1	0	1	0-0	0-0	0	0	0		
Sep 15	at N.Y. Giants*	P	0	1	1	0-0	0-0	0	0	0		
Sep 23	vs. Oakland*	P	0	0	0	0-0	0-0	0	0	0		
Sep 29	vs. Philadelphia*											
Oct 6	at Dallas*	P	0	0	0	0-0	0-0	0	0	0		
Oct 13	vs. Jacksonville*	P	1	0	1	0-0	0-0	0	0	0		
Oct 20	at Indianapolis*	P	0	2	2	0-0	0-0	0	0	0		
Oct 27	vs. Washington*											
Nov 10	at San Diego*											
Nov 17	vs. Kansas City*	P	0	0	0	0-0	0-0	0	0	0		
Nov 24	at New England*	P	0	1	1	0-0	0-0	0	0	0		
Dec 1	at Kansas City*	P	1	0	1	0-0	0-0	0	0	0		
Dec 8	vs. Tennessee*	S	0	0	0	0-0	0-0	0	0	0		
Dec 12	vs. San Diego	S	3	2	5	1-0	0-0	0	0	0		
Dec 22	at Houston*	S	5	0	5	1-8	0-0	0	0	0		
Dec 29	at Oakland*	S	1	1	2	0-0	0-0	0	0	1		
Regular Season Totals		13/4	12	7	19	2-8	0-0	0	0	1		
Jan 12	vs. San Diego*†	S	0	1	1	0-0	0-0	0	0	0		
Jan 19	vs. New England*#	S	0	0	0	0-0	0-0	0	0	0		
Feb 2	vs. Seattle\$	S	2	0	2	0-0	0-0	0	0	0		
Postseason Totals		3/3	2	1	3	0-0	0-0	0	0	0		
†AFC Divisional Playoff Game; #AFC Championship Game; \$Super Bowl XLVIII												

†AFC Divisional Playoff Game; #AFC Championship Game; \$Super Bowl XLVIII

2014 DENVER (12-4) TACKLES										
Date	Opponent	P/S	UT	A	TT	S-Yds.	I-Yds.	PD	FF	FR
Sep 7	vs. Indianapolis*	S	2	1	3	0-0	0-0	0	0	0
Sep 14	vs. Kansas City*	S	0	0	0	0-0	0-0	0	0	0
Sep 21	at Seattle	S	2	2	4	0-0	0-0	0	0	0
Oct 5	vs. Arizona*	S	1	0	1	0-0	0-0	0	0	0
Oct 12	at N.Y. Jets*	S	1	0	1	0-0	0-0	0	0	0
Oct 19	vs. San Francisco*	S	2	0	2	0-0	0-0	1	0	0
Oct 23	vs. San Diego*	S	1	0	1	0-0	0-0	0	0	0
Nov 2	at New England	S	0	0	0	0-0	0-0	0	0	0
Nov 9	at Oakland*	S	0	1	1	0-0	0-0	0	0	0
Nov 16	at St. Louis	S	3	0	3	0-0	0-0	0	0	0
Nov 23	vs. Miami*	P	1	0	1	0-0	0-0	0	0	0
Nov 30	at Kansas City*	S	0	0	0	0-0	0-0	0	0	0
Dec 7	vs. Buffalo*	S	2	0	2	0-0	0-0	0	0	0
Dec 14	at San Diego*	S	1	0	1	0-0	0-0	0	0	0
Dec 22	at Cincinnati	P	1	0	1	0-0	0-0	0	0	0
Dec 28	vs. Oakland*	P	0	0	0	0-0	0-0	0	0	0
<b>Regular Season Totals</b>		<b>16/13</b>	<b>17</b>	<b>4</b>	<b>21</b>	<b>0-0</b>	<b>0-0</b>	<b>1</b>	<b>0</b>	<b>0</b>
Jan 11	vs. Indianapolis†	P	1	0	1	0-0	0-0	0	0	0
<b>Postseason Totals</b>		<b>1/0</b>	<b>1</b>	<b>0</b>	<b>1</b>	<b>0-0</b>	<b>0-0</b>	<b>0</b>	<b>0</b>	<b>0</b>
†AFC Divisional Playoff Game										

2015 DENVER (12-4) TACKLES										
Date	Opponent	P/S	UT	A	TT	S-Yds.	I-Yds.	PD	FF	FR
Sep 13	vs. Baltimore*	S	2	1	3	0-0	0-0	0	0	0
Sep 17	at Kansas City*	S	1	0	1	0-0	0-0	0	0	0
Sep 27	at Detroit*	S	2	1	3	1-2	0-0	0	0	0
Oct 4	vs. Minnesota*	S	3	1	4	0.5-4	0-0	0	0	0
Oct 11	at Oakland*	S	0	1	0	0-0	0-0	0	0	0
Oct 18	at Cleveland*	S	1	0	1	0-0	0-0	0	0	0
Nov 1	vs. Green Bay*	S	2	1	3	0-0	0-0	0	0	0
Nov 8	at Indianapolis	S	0	1	1	0-0	0-0	0	0	0
Nov 15	vs. Kansas City	S	1	0	1	1-0	0-0	0	0	0
Nov 22	at Chicago*	S	1	0	1	0-0	0-0	0	0	0
Nov 29	vs. New England*	S	0	0	0	0-0	0-0	0	0	0
Dec 6	at San Diego*	INACTIVE								
Dec 13	vs. Oakland	S	1	0	1	0-0	0-0	0	0	0
Dec 20	at Pittsburgh	S	2	0	2	0-0	0-0	0	0	0
Dec 28	vs. Cincinnati*	S	0	1	1	0-0	0-0	0	0	0
Jan 3	vs. San Diego*	S	2	0	2	0-0	0-0	0	0	0
<b>Season Totals</b>		<b>15/15</b>	<b>18</b>	<b>7</b>	<b>25</b>	<b>2.5-6</b>	<b>0-0</b>	<b>0</b>	<b>0</b>	<b>0</b>
Jan 17	vs. Pittsburgh**†	S	0	0	0	0-0	0-0	0	0	0
Jan 24	vs. New England*#	S	0	0	0	0-0	0-0	0	0	0
Feb 7	vs. Carolina*\$	S	1	1	2	0-0	0-0	1	0	0
<b>Postseason Totals</b>		<b>3/3</b>	<b>1</b>	<b>1</b>	<b>2</b>	<b>0-0</b>	<b>0-0</b>	<b>1</b>	<b>0</b>	<b>0</b>
†AFC Divisional Playoff Game; #AFC Championship Game; \$Super Bowl 50										



## DEREK WOLFE

95

### DEFENSIVE END

6-5 • 285 • 5TH YR. • CINCINNATI

BORN: Feb. 24, 1990, in Lisbon, Ohio

HIGH SCHOOL: Beaver Local High School, Lisbon, Ohio

ACQUIRED: Draft #2a (36th overall), 2012

NFL YEAR: 5th • YEAR WITH BRONCOS: 5th

NFL GAMES PLAYED/STARTED: 55/55 • POSTSEASON GP/GS: 5/5



### WOLFE AT A GLANCE:

- A fifth-year defensive lineman who started all 55 regular-season games played and five post-season contests during his first five NFL seasons with Denver, totaling 140 tackles (96 solo), 17.0 sacks (109.5 yds.), four passes defended and one fumble recovery.
- Notched a career-best 49 tackles (35 solo) and 5.5 sacks (38.5 yds.) in 2015, finishing with at least half a sack in nine of his last 10 games (including the postseason).
- Named AFC Defensive Player of the Week after posting seven tackles (4 solo) vs. G.B. (11/1/15).
- Recorded 35 tackles (24 solo), 1.5 sacks (1 yd.), three passes defended and one fumble recovery in addition to one blocked field goal for the Broncos in 2014.



- Opened all 16 contests in 2012 to join Barney Chavous (1973) as the only Broncos defensive linemen in team history to start every game as a rookie.
- Finished fourth on the team with six sacks (41 yds.) during his rookie campaign while participating in the seventh-most defensive snaps (903) on the club.
- Started his final 38 games at the University of Cincinnati, finishing fourth on the Bearcats' all-time list with 19.5 career sacks.
- Named Big East Conference co-Defensive Player of the Year and earned second-team All-America honors as a senior in 2011 after recording 9.5 sacks on the season and ranking first among Football Subdivision defensive tackles with 21.5 tackles for a loss.
- Selected by the Broncos in the second round (36th overall) of the 2012 NFL Draft.

**CAREER TRANSACTIONS:** Signed by Denver as a draft choice 5/21/12.



**2015:** Wolfe tallied a career-best 49 tackles (35 solo) and 5.5 sacks (38.5 yds.) while starting all 12 games played in the regular season... Posted 15 tackles (10 solo) and 2.5 sacks (15 yds.) in Denver's three postseason contests... Finished the regular season and postseason with at least half a sack in seven straight contests and in nine of his last 10 games overall... Named AFC Defensive Player of the Week after leading the team with seven tackles (3 solo) vs. G.B. (11/1)... Led the team with a career-best eight tackles (6 solo) and sacked Patriots QB Tom Brady for 4 yards vs. N.E. (11/29)... Took down Steelers QB Ben Roethlisberger (8 yds.) and added four tackles (1 solo) in Denver's AFC Divisional Playoff Game vs. Pit. (1/7)... Posted six solo tackles, one sack (2 yds.) and one pass defended in Denver's AFC Championship Game vs. N.E. (1/24)... Tallied five tackles (3 solo) and 0.5 sacks (5 yds.) in Denver's Super Bowl 50 victory vs. Car. (2/7).

**2014:** Wolfe started all 16 regular-season games for the second time in his career, totaling 35 tackles (24 solo), 1.5 sacks (1 yd.) and one pass defended... Contributed to a defensive line that allowed just 79.8 rushing yards per game—the lowest single-season figure in team history and second-best mark in the NFL in 2014... Recorded season highs with five tackles each at NYJ (10/12) and N.E. (11/2)... Blocked his first career field goal at S.D. (12/14).

**2013:** Wolfe started the first 11 games for Denver, registering 16 tackles (11 solo) and four sacks (34 yds.) before missing six games and being placed on injured reserve (illness) on Jan. 14... Made a pair of tackles behind the line of scrimmage vs. Bal. (9/5)... Recovered his first career fumble and sacked quarterback Robert Griffin III vs. Was. (10/27).

**2012:** Wolfe opened all 16 regular-season games as well as Denver's postseason contest to join Barney Chavous (1973) as the only defensive linemen in Broncos history to start every game as a rookie... Finished third on the team with six sacks (41 yds.) and added 40 tackles (26 solo) while playing 903 defensive snaps... Became just the sixth Broncos rookie to register a sack in the team's season opener as he dropped quarterback Ben Roethlisberger for a 9-yard loss vs. Pit. (9/9)... Sacked quarterback Brady Quinn for a 5-yard loss in the second quarter vs. K.C. (12/30) to mark his third consecutive game with a quarterback takedown... Made three tackles in Denver's AFC Divisional Playoff Game vs. Bal. (1/12).

**COLLEGE:** Wolfe played 45 career games at the University of Cincinnati, starting his final 38 contests and totaling 161 tackles (89 solo), 19.5 sacks (126 yds.), two passes defended, three forced fumbles and three fumble recoveries... Finished fourth on the school's all-time sack list... Named Big East Conference co-Defensive Player of the Year and a second-team All-America selection after totaling 70 tackles (37 solo), 9.5 sacks (66 yds.), two forced fumbles and one fumble recovery as a senior... Ranked fifth in the nation with 21.5 tackles for a loss—a total that represented the fourth-most in school history and the most by a Football Bowl Subdivision defensive tackle in 2011... Recorded 48 tackles (29 solo), four sacks (21 yds.) and one pass defended as a junior to earn second-team all-conference honors from *The NFL Draft Report*... Contributed as a 13-game starter as a sophomore, totaling 41 tackles (21 solo), five sacks (32 yds.), one forced fumble and one fumble recovery... Played seven games at defensive tackle as a true freshman after being recruited to the Bearcats as an offensive tackle... Recognized as the All-American Strength and Conditioning Athlete of the Year by the National Strength and Conditioning Association (NSCA) in April 2011.

**PERSONAL:** Wolfe lettered three times as a defensive end, outside linebacker, tight end and offensive tackle at Beaver Local High School in Lisbon, Ohio, where he finished his prep career with 205 tackles... Collected 78 tackles and seven sacks as a senior in 2007 to earn Division III All-Ohio, All-Ohio Valley Athletic Conference, All-Eastern District and All-Ohio Valley Class AAAA first-team honors... Competed on the school's powerlifting team and qualified for the state finals as a junior and senior... Majored in criminal justice at Cincinnati and was named to the Big East Academic Honor Roll as a senior... Named the recipient of the 2015 Lou Holtz/Ohio Valley Hall of Fame Banquet's Lifetime Achievement Award... Derek J. Wolfe was born on Feb. 24, 1990, in Lisbon, Ohio.

### WOLFE'S REGULAR SEASON RECORD

Year	Club	G	S	UT	A	TT	S-Yds.	I-Yds.	PD	FF	FR	TD-Int.	TD-FR	S	Pts.
2012	Denver	16	16	26	14	40	6-41	0-0	2	0	0	0	0	0	0
2013	Denver	11	11	11	5	16	4-34	0-0	0	0	1	0	0	0	0
2014	Denver	16	16	24	11	35	1-5	0-0	1	0	0	0	0	0	0
2015	Denver	12	12	35	14	49	5-38.5	0-0	1	0	0	0	0	0	0
<b>CAREER TOTALS</b>		<b>55</b>	<b>55</b>	<b>96</b>	<b>44</b>	<b>140</b>	<b>17-114.5</b>	<b>0-0</b>	<b>4</b>	<b>0</b>	<b>1</b>	<b>0</b>	<b>0</b>	<b>0</b>	<b>0</b>

**ADDITIONAL STATISTICS:** Blocked a field goal at San Diego, 12/14/14.

## WOLFE'S POSTSEASON RECORD

Year	Club	G	S	UT	A	TT	S-Yds.	I-Yds.	PD	FF	FR	TD-Int.	TD-FR	S	Pts.
2012	Denver	1	1	2	1	3	0-0	0-0	0	0	0	0	0	0	0
2014	Denver	1	1	2	1	3	0-0	0-0	0	0	0	0	0	0	0
2015	Denver	3	3	10	5	15	2.5-15	0-0	1	0	0	0	0	0	0
<b>CAREER TOTALS</b>		<b>5</b>	<b>5</b>	<b>14</b>	<b>7</b>	<b>21</b>	<b>2.5-15</b>	<b>0-0</b>	<b>1</b>	<b>0</b>	<b>0</b>	<b>0</b>	<b>0</b>	<b>0</b>	<b>0</b>

## WOLFE'S SINGLE-GAME HIGHS

(Postseason in parentheses)

**Tackles** — 8 vs. New England, 11/29/15 (6 vs. New England, 1/24/16). **Sacks** — 1, 15 times, last vs. Cincinnati, 12/28/15 (1, twice, last vs. New England, 1/24/16). **Sack yards** — 15 vs. Oakland, 12/13/15 (8 vs. Pittsburgh, 1/17/16). **Pass defended** — 1, three times, last at N.Y. Jets, 10/12/14 (1 vs. New England, 1/24/16). **Fumble recoveries** — 1, twice, last at Cincinnati, 11/4/12 (none). **Fumble return yards** — 1 vs. Washington, 10/27/13 (none).

## DEREK WOLFE'S CAREER GAME-BY-GAME

(Victories asterisked)

2012 DENVER (13-3)		TACKLES													
Date	Opponent	P/S	UT	A	TT	S-Yds.	I-Yds.	PD	FF	FR					
Sep 9	vs. Pittsburgh*	S	3	0	3	1-9	0-0	0	0	0					
Sep 17	at Atlanta	S	0	0	0	0-0	0-0	0	0	0					
Sep 23	vs. Houston	S	1	4	5	0-0	0-0	0	0	0					
Sep 30	vs. Oakland*	S	1	1	2	0-0	0-0	0	0	0					
Oct 7	at New England	S	2	2	4	1-3	0-0	0	0	0					
Oct 15	at San Diego*	S	3	0	3	1-9	0-0	0	0	0					
Oct 28	vs. New Orleans*	S	2	0	2	0-0	0-0	0	0	0					
Nov 4	at Cincinnati*	S	2	4	6	0-0	0-0	1	0	0					
Nov 11	at Carolina*	S	1	0	1	0-0	0-0	0	0	0					
Nov 18	vs. San Diego*	S	0	0	0	0-0	0-0	0	0	0					
Nov 25	at Kansas City*	S	3	0	3	0-0	0-0	0	0	0					
Dec 2	vs. Tampa Bay*	S	2	1	3	0-0	0-0	0	0	0					
Dec 6	at Oakland*	S	0	0	0	0-0	0-0	0	0	0					
Dec 16	at Baltimore*	S	3	1	4	1-12	0-0	0	0	0					
Dec 23	vs. Cleveland*	S	1	1	2	1-3	0-0	0	0	0					
Dec 30	vs. Kansas City*	S	2	0	2	1-5	0-0	1	0	0					
<b>Regular Season Totals</b>			<b>16/16</b>	<b>26</b>	<b>14</b>	<b>40</b>	<b>6-41</b>	<b>0-0</b>	<b>2</b>	<b>0</b>					
Jan 12	vs. Baltimore†	S	2	1	3	0-0	0-0	0	0	0					
<b>Postseason Totals</b>			<b>1/1</b>	<b>2</b>	<b>1</b>	<b>3</b>	<b>0-0</b>	<b>0-0</b>	<b>0</b>	<b>0</b>					

†AFC Divisional Playoff Game

2013 DENVER (13-3)		TACKLES									
Date	Opponent	P/S	UT	A	TT	S-Yds.	I-Yds.	PD	FF	FR	
Sep 5	vs. Baltimore*	S	3	1	4	0-0	0-0	0	0	0	
Sep 15	at N.Y. Giants*	S	1	2	3	0-0	0-0	0	0	0	
Sep 23	vs. Oakland*	S	0	0	0	0-0	0-0	0	0	0	
Sep 29	vs. Philadelphia*	S	2	0	2	1-6	0-0	0	0	0	
Oct 6	at Dallas*	S	0	0	0	0-0	0-0	0	0	0	
Oct 13	vs. Jacksonville*	S	1	1	2	0-0	0-0	0	0	0	
Oct 20	at Indianapolis	S	0	0	0	0-0	0-0	0	0	0	
Oct 27	vs. Washington*	S	1	1	2	1-9	0-0	0	0	1	
Nov 10	at San Diego*	S	1	0	1	1-5	0-0	0	0	0	
Nov 17	vs. Kansas City*	S	2	0	2	1-14	0-0	0	0	0	
Nov 24	at New England	S	0	0	0	0-0	0-0	0	0	0	
Games 12-16		INACTIVE									
Regular Season Totals		11/11	11	5	16	4-34	0-0	0	0	1	
Jan 12	vs. San Diego*†	INACTIVE									
PLACED ON INJURED RESERVE ON JAN. 14											
Postseason Totals		0/0	0	0	0	0-0	0-0	0	0	0	

†AFC Divisional Playoff Game

## DID YOU KNOW?

The Broncos scored four touchdowns of at least 40 yards (two pass plays, one rushing play and one punt return) during their *Monday Night Football* win against Tennessee on Nov. 19, 2007, marking the first time in club history that feat was accomplished. Denver also became the first NFL team in four seasons to score four 40+yard touchdowns in the same game with its performance against the Titans.

2014 DENVER (12-4)			TACKLES							
Date	Opponent	P/S	UT	A	TT	S-Yds.	I-Yds.	PD	FF	FR
Sep 7	vs. Indianapolis*	S	1	1	2	0-0	0-0	0	0	0
Sep 14	vs. Kansas City*	S	1	0	1	0-0	0-0	0	0	0
Sep 21	at Seattle	S	2	2	4	0-0	0-0	0	0	0
Oct 5	vs. Arizona*	S	1	1	2	0-0	0-0	0	0	0
Oct 12	at N.Y. Jets*	S	4	1	5	0-0	0-0	1	0	0
Oct 19	vs. San Francisco*	S	2	1	3	0-0	0-0	0	0	0
Oct 23	vs. San Diego*	S	1	1	2	0.5-1	0-0	0	0	0
Nov 2	at New England	S	4	1	5	0-0	0-0	0	0	0
Nov 9	at Oakland*	S	1	0	1	0-0	0-0	0	0	0
Nov 16	at St. Louis	S	2	0	2	1-0	0-0	0	0	0
Nov 23	vs. Miami*	S	1	1	2	0-0	0-0	0	0	0
Nov 30	at Kansas City*	S	2	0	2	0-0	0-0	0	0	0
Dec 7	vs. Buffalo*	S	0	1	1	0-0	0-0	0	0	0
Dec 14	at San Diego*	S	0	0	0	0-0	0-0	0	0	0
Dec 22	at Cincinnati	S	2	0	2	0-0	0-0	0	0	0
Dec 28	vs. Oakland*	S	0	1	1	0-0	0-0	0	0	0
Regular Season Totals		16/16	24	11	35	1.5-1	0-0	1	0	0
Jan 11	vs. Indianapolis+	S	2	1	3	0-0	0-0	0	0	0
Postseason Totals		1/1	2	1	3	0-0	0-0	0	0	0
*AFC Divisional Playoff Game										

2015 DENVER (12-4)			TACKLES							
Date	Opponent	P/S	UT	A	TT	S-Yds.	I-Yds.	PD	FF	FR
Games 1-4										
Oct 11	at Oakland*	S	4	1	5	0-0	0-0	0	0	0
Oct 18	at Cleveland*	S	2	1	3	0-0	0-0	0	0	0
Nov 1	vs. Green Bay*	S	3	4	7	0-0	0-0	0	0	0
Nov 8	at Indianapolis	S	1	2	4	0-0	0-0	0	0	0
Nov 15	vs. Kansas City	S	2	0	2	0-0	0-0	0	0	0
Nov 22	at Chicago*	S	4	0	4	1-2	0-0	0	0	0
Nov 29	vs. New England*	S	7	2	9	1-4	0-0	0	0	0
Dec 6	at San Diego*	S	3	2	5	0-0	0-0	0	0	0
Dec 13	vs. Oakland	S	2	0	2	1-15	0-0	0	0	0
Dec 20	at Pittsburgh	S	1	2	3	0.5-4.5	0-0	1	0	0
Dec 28	vs. Cincinnati*	S	3	0	3	1-5	0-0	0	0	0
Jan 3	vs. San Diego*	S	3	0	3	1-8	0-0	0	0	0
Season Totals		11/11	35	14	49	5.5-38.5	0-0	1	0	0
Jan 17	vs. Pittsburgh*	S	1	3	4	1-8	0-0	0	0	0
Jan 24	vs. New England#	S	6	0	6	1-2	0-0	1	0	0
Feb 7	vs. Carolina\$	S	3	2	5	0.5-5	0-0	0	0	0
Postseason Totals		3/3	10	5	15	2.5-15	0-0	1	0	0
*AFC Divisional Playoff Game; #AFC Championship Game; \$Super Bowl 50										

## OTHER PLAYERS WITH PRO EXPERIENCE



## ZAIRE ANDERSON

50

### INSIDE LINEBACKER

5-11 • 220 • 1ST YR. • NEBRASKA

BORN: Aug. 19, 1992, in Philadelphia

HIGH SCHOOL: Frankford High School, Philadelphia

ACQUIRED: College Free Agent, 2015



Zaire Anderson is a first-year linebacker from the University of Nebraska who joined the Broncos as a college free agent on May 2, 2015... Spent the entire 2015 season competing on Denver's practice squad after seeing time in all four preseason games... Started 18-of-28 games in three seasons at Nebraska after beginning his career at Riverside (Calif.) City College... Registered 159 tackles (77 solo), five sacks (38 yds.), six passes defended three forced fumbles and two fumble recoveries... Led the Cornhuskers with 103 tackles (48 solo) in addition to recording two sacks (16 yds.), five passes defended, three forced fumbles and two fumble recoveries as a senior, earning honorable-mention All-Big Ten Conference honors... Notched four double-digit tackle efforts in 2014, including a career-high 14 stops at Iowa (11/28)... Played 12 games (5 starts) as a junior, totaling 52 tackles (28 solo), three sacks (22 yds.) and one pass defended... Delivered a season-high two sacks (15 yds.) at Michigan (11/9)... Suffered a knee injury in the third game of his sophomore season and was granted a medical hardship... Recorded 95 tackles, 6.5 sacks and two passes defended in 2011 at Riverside CC... Named a JC Gridwire All-American and the National Division East Conference Defensive Player of the Year in 2010 after finishing the year with 92 tackles, 17 tackles for a loss and nine sacks... Played prep ball at Frankford High School in Philadelphia, where he was named a first-team All-Philadelphia Public selection his senior season... Earned his degree in child, youth and family sciences in 2014 and played his senior season as a graduate student at Nebraska... Zaire Anderson was born on Aug. 18, 1992, in Philadelphia.



## DILLON DAY

55

CENTER



**6-4 • 299 • 1ST YR. • MISSISSIPPI STATE**

**BORN:** Oct. 17, 1991, in West Monroe, La.

**HIGH SCHOOL:** West Monroe (La.) High School

**ACQUIRED:** College Free Agent, 2015

Dillon Day is a first-year center from Mississippi State University who joined the Broncos as a college free agent on May 2, 2015... Spent the entire 2015 season competing on Denver's practice squad after competing in all four preseason games... Opened 46-of-51 games at center during his collegiate career... Anchored a Bulldogs offensive line in 2014 that set 15 school records and won 10 games for the first time since 1999... Selected as a team captain by his peers during his senior year... Named to the 2012 Rimington Trophy (nation's best center) Watch List... Earned Southeastern Conference Academic Honor-Roll distinction following his freshman and sophomore seasons... Played offensive tackle at West Monroe (La.) High School, leading the team to a state championship his senior year and a state runner-up finish his junior season... Earned a bachelor's degree in clinical exercise physiology... Dillon Anthony Day was born on Oct. 17, 1991, in West Monroe, La.



## MANASSEH GARNER

83

TIGHT END



**6-2 • 239 • 1ST YR. • PITTSBURGH**

**BORN:** March 11, 1992, in Pittsburgh

**HIGH SCHOOL:** Brashear High School, Pittsburgh

**ACQUIRED:** Free Agent, 2016

Manasseh Garner is a first-year tight end who joined the Broncos on a futures contract on Jan. 13, 2016... Entered the NFL with Kansas City as a college free agent on May 11, 2015... Competed with Cleveland in training camp before waived prior to the start of the season... Spent one week competing on Buffalo's practice squad... Appeared in 23 games (14 starts) at wide receiver, H-Back and tight end for the University of Pittsburgh after beginning his career playing 20 games at the University of Wisconsin... Totaled 52 catches for 637 yards (12.3 avg.) with five touchdowns in his 43 collegiate games... Caught 17 passes for 201 yards (11.8 avg.) with two touchdowns as a senior... Hauled in 33 passes for 391 yards (11.8 avg.) with three touchdowns as a junior... Sat out the 2012 season due to NCAA transfer rules... Saw time at defensive end, wide receiver and on special teams in his two seasons at Wisconsin... Totaled 10 tackles as a sophomore and added two catches for 45 yards (22.5 avg.)... Selected All-State Class AAA by the Pennsylvania Sports Writers as a senior all-purpose player and was named the *Pittsburgh Post-Gazette's* City League Player of the Year while attending Brashear High School in Pittsburgh... Totaled 83 receptions for 1,267 yards (15.3 avg.) and 21 touchdowns while adding 149 tackles, 10 sacks and four interceptions on defense... First name is pronounced muh-NESS-uh... Manasseh Garner was born March 11, 1992, in Pittsburgh.



## CAMERON JEFFERSON

75

TACKLE



**6-5 • 317 • 1ST YR. • ARKANSAS**


**BORN:** May 2, 1992, in Cleveland, Ohio

**HIGH SCHOOL:** Desert Oasis High School, Enterprise, Nev.

**ACQUIRED:** Practice Squad Signee, 2015

Cameron Jefferson is a first-year offensive tackle who joined the Broncos as a practice squad signee on Dec. 8, 2015... Entered the NFL with Chicago as a college free agent on May 3, 2015... Competed with the Bears in training camp before being released prior to the start of the 2015 season... Signed to Denver's practice squad on Dec. 8, 2015... Appeared in nine games (1 start) for the University of Arkansas after beginning his collegiate career at UNLV and playing 38 games (33 starts)... Saw action in more than 100 snaps for the Razorbacks, helping pave the way for teammates Alex Collins and Jonathan Williams' 1,000-yard seasons... Started his final 33 games for UNLV, seeing action at left guard, left tackle and right tackle... Named an honorable mention All-Mountain West Conference selection as a senior and helped lead UNLV to the school's first bowl appearance since 2000... Attended Desert Oasis High School in Enterprise, Nev., where he began playing football as a high

school junior... Earned first-team All-Southwest League honors as a senior... His father, William, played one season in the NFL with Cleveland (1990)... Cameron Jefferson was born on May 2, 1992, in Cleveland.



## CASEY KREITER

42

LONG SNAPPER

**6-1 • 250 • 1ST YR. • IOWA**


**BORN:** Aug. 13, 1990, in DeWitt, Iowa

**HIGH SCHOOL:** Central High School, DeWitt, Iowa

**ACQUIRED:** Free Agent, 2016



Casey Kreiter is a first-year long snapper who joined the Broncos as a free agent on April 7, 2016... Entered the NFL with Dallas as a college free agent on May 12, 2014... Competed with Dallas in training camp in 2014 and 2015... Snapped in 40 games for the University of Iowa, earning honorable mention All-Big Ten Conference honors as a senior... Recorded nine special-teams tackles during his career on punt coverage... Named Academic All-Big Ten in his last three seasons in college... Attended Central High School in DeWitt, Iowa, where he earned first team all-state honors as a senior and second team accolades as a junior... Competed in wrestling, baseball and track and field... Casey Kreiter was born on Aug. 13, 1990, in DeWitt, Iowa.



## KYLE ROBERTS

66

TACKLE

**6-6 • 305 • 1ST YR. • NEVADA**

**BORN:** Feb. 9, 1992, in Sparks, Nev.

**HIGH SCHOOL:** Reed High School, Sparks, Nev.

**ACQUIRED:** College Free Agent, 2015



Kyle Roberts is a first-year offensive tackle from the University of Nevada who joined the Broncos as a college free agent on May 2, 2015... Spent the entire 2015 season competing on Denver's practice squad after playing in all four preseason games... Started 24-of-35 games played for the Wolf Pack, opening every contest at right tackle during his junior and senior seasons... Earned the team's Most Improved Player award after the 2014 offseason and spring practices... Competed in the 2015 NFLPA Collegiate Bowl following his collegiate career... Attended Reed High School in Sparks, Nev., and was a two-year letterwinner... Was a two-time first-team all-league and all-region selection in addition to being named all-state as a senior... Also lettered in basketball and track and field... Majored in biology at Nevada... Kyle Roberts was born on Feb. 9, 1992, in Sparks, Nev.



## JORDAN TAYLOR

87

WIDE RECEIVER

**6-5 • 210 • 1ST YR. • RICE**

**BORN:** Feb. 18, 1992, in Sherman, Texas

**HIGH SCHOOL:** Dennison (Texas) High School

**ACQUIRED:** College Free Agent, 2015



Jordan Taylor is a first-year wide receiver from Rice University who joined the Broncos as a college free agent on May 2, 2015... Spent the entire 2015 season competing on Denver's practice squad after seeing time in all four preseason games... Started 37-of-42 games at wide receiver for the Owls and amassed 175 receptions for 2,585 yards (14.8 avg.) with 20 touchdowns after converting from quarterback to wide receiver during his redshirt freshman season... Recorded 100-yard games on eight occasions, leading Rice to a 7-1 record in such games... Named a second-team All Conference-USA selection in 2013 and 2014... Posted four 100-yard games in 2014 and finished with 54 catches for 842 yards (14.8 avg.) with seven touchdowns despite missing three games with an injury... Recorded 48 catches for 780 yards (16.3 avg.) with six scores in his last eight games of the 2014 season... Prepped at Dennison (Texas) High School, where he was named the 4A Region II Player of the Year as a quarterback... Threw for 3,766 yards and 40 touchdowns in addition to rushing for 2,500 yards and 39 touchdowns in his career... Earned all-district and honorable mention all-state honors as a wide receiver as a sophomore before moving to quarterback as a junior... Caught 29 passes for 546 yards (18.8) and 11 touchdowns as a sophomore... Played baseball and earned all-district honors as an outfielder as a junior as a senior... His brother, Ryan, was an offensive lineman at UCLA and is now the offensive line coach at Tyler (Texas) Junior College... Majored in kinesiology at Rice... Jordan Taylor was born on Feb. 18, 1992, in Sherman, Texas.









# PAXTON LYNCH

12

## QUARTERBACK



**6-7 • 245 • MEMPHIS**

**BORN:** Feb. 12, 1994, in San Antonio

**HIGH SCHOOL:** Trinity Christian Academy, Deltona, Fla.

**DRAFTED:** First Round (26th overall)

**COLLEGE GAMES PLAYED/STARTED:** 38/38

**COLLEGE MAJOR:** Sport and Leisure Management

### LYNCH AT A GLANCE:

- A quarterback who started all 38 games played at the University of Memphis, completing 758-of-1,205 passes (62.9%) for 8,863 yards with 59 touchdowns and 23 interceptions in addition to rushing for 17 scores.
- Finished second in school history in career passing yards (8,863), touchdown passes (59) and completion percentage (62.9).
- Led the Tigers to a 9-4 record as a junior in 2015, completing 296-of-443 passes for 3,776 yards (66.8%) with 28 touchdowns and four interceptions.
- Helped Memphis to a 19-7 combined record during his sophomore and junior seasons as the Tigers made back-to-back bowl appearances for the first time since 2007-08.
- Named a finalist for the Manning Award and Johnny Unitas Golden Arm Award as well as a semifinalist for the Davey O'Brien National Quarterback of the Year and Maxwell Award in 2015.
- Earned All-American Athletic Conference honors following his final two collegiate seasons.
- Selected by the Broncos in the first round (26th overall) of the 2016 NFL Draft.



**2015:** Lynch started all 13 games for Memphis, completing 296-of-443 passes (66.8%) for 3,776 yards with 28 touchdowns and four interceptions... Led the nation's 11th-ranked scoring offense to 40.2 points per game... Named one of five finalists for the Johnny Unitas Golden Arm Award and a semifinalist for the Davey O'Brien National Quarterback Award and the 79th Maxwell Award... Earned first-team All-American Conference honors... Finished the year ranked in the top-20 in passing efficiency (157.5), completion percentage (66.8), passing touchdowns (28), passing yards (3,776) and completions per game (22.8)... Passed for more than 300 yards in eight of Memphis' first nine games... Tied an NCAA record for the most touchdown passes (7) in a half in the first half against SMU (11/28).

**2014:** Lynch opened all 13 games for the Tigers, completing 259-of-413 passes (62.7%) for 3,031 yards with 22 touchdown and nine interceptions in addition to rushing for 321 yards and 13 scores... Totaled 210 total points, which ranked second in the American Conference and 14th nationally... Established a school record for total yards of offense (3,352)... Named to the AAC second team... Led Memphis to its first conference title since 1971 and the school's first 10-win season since 1938.

**2013:** Lynch started 12 games as a redshirt freshman, throwing for 2,056 yards on 203-of-349 passing (58.2%) with nine touchdowns and 10 interceptions... Became Memphis' first freshman quarterback to start the season opener since 1986 and was the second freshman in school history to throw for more than 2,000 yards... Averaged 181.9 yards of total offense per game, adding a pair of rushing touchdowns to give him 11 total scores.


**2012:** Lynch redshirted during his true freshman season at Memphis.

**HIGH SCHOOL:** Lynch played quarterback at Trinity Christian Academy in Deltona, Fla.... Passed for more than 3,000 yards combined during his junior and senior seasons despite missing half of his final season with a knee injury... Threw for 237 yards and three touchdowns in the Central Florida All-Star Game in December of 2011, earning the game's MVP award.

**PERSONAL:** Lynch majored in Sports and Leisure Management at the University of Memphis... Earned Tiger 3.0 list recognition for the Fall 2012, Spring 2013 and Spring 2014 semesters... Paxton Lynch was born on Feb. 12, 1994, in San Antonio.

### LYNCH'S COLLEGIATE RECORD — MEMPHIS

Year	School	P/S	Att.	Comp.	PASSING				Pct.	TD	INT	LG	Rtg.	Att.	RUSHING			LG	TD
					Yds.	Pct.	TD	INT							Yds.	Avg.	LG		
2012	Memphis																		
2013	Memphis	12/12	349	203	2,056	58.2	9	10	47	181.9	88	127	1.4	24	2				
2014	Memphis	13/13	413	259	3,031	62.7	22	9	54	232.2	113	321	2.8	29	13				
2015	Memphis	13/13	443	296	3,776	66.8	28	4	82	290.5	87	239	2.7	23	2				
<b>CAREER TOTALS</b>		<b>38/38</b>	<b>1,205</b>	<b>758</b>	<b>8,863</b>	<b>62.9</b>	<b>59</b>	<b>23</b>	<b>82</b>	<b>233.2</b>	<b>288</b>	<b>687</b>	<b>2.4</b>	<b>29</b>	<b>17</b>				



## ADAM GOTSIS

99

### DEFENSIVE END

6-4 • 287 • GEORGIA TECH

**BORN:** Sept. 23, 1992, in Melbourne, Victoria, Australia

**HIGH SCHOOL:** Kew High School, Abbotsford, Victoria, Australia

**DRAFTED:** Second Round (63rd overall)

**COLLEGE GAMES PLAYED/STARTED:** 48/37

**COLLEGE MAJOR:** Business Administration



### GOTSIS AT A GLANCE:

- A defensive end who appeared in 48 games (37 starts) at Georgia Tech, totaling 110 tackles (69 solo), 12.5 sacks (75 yds.), two interceptions (2 yds.), two fumble recoveries and four blocked kicks.
- Started all 36 games played during his last three seasons with the Yellow Jackets, earning All-Atlantic Coast Conference honors following his junior and senior campaigns.
- Opened the first nine contests of his senior campaign, posting 31 tackles (20 solo), 3.0 sacks (13 yds.) and two fumble recoveries before suffering a season-ending knee injury.
- Registered 74 tackles (46 solo), 8.5 sacks (58 yds.), two interceptions and four passes defended combined in his 27 starts as a sophomore and junior.
- Competed in Australian Rules Football for eight years before playing American Rules Football for the Monash Warriors in Melbourne, Victoria, Australia.
- Became the highest-drafted Australian-born player in NFL history and the first Australian-born player to be drafted by the Broncos.
- Selected by the Broncos in the second round (63rd overall) of the 2016 NFL Draft.



**2015:** Gotsis opened the first nine games of his senior campaign, finishing the year with 31 tackles (20 solo), five tackles for loss, a team-best three sacks (13 yds.) and two fumble recoveries... Voted as one of the team's three captains by his teammates... Named an honorable-mention All-Atlantic Coast Conference selection... Suffered a season-ending knee injury vs. Virginia (10/31).

**2014:** Gotsis started all 14 games along the defensive line his junior season, posting 36 tackles (23 solo), three sacks (23 yds.), one interception, three passes defended and two blocked kicks... Named to the All-ACC Second Team by both the media and coaches... Matched his career-high with two sacks at Pittsburgh (10/25)... Tallied four tackles vs. Florida State in the ACC Championship Game (12/6)... Recorded four tackles in Georgia Tech's 49-34 win over Mississippi State in the Orange Bowl (12/31).

**2013:** Gotsis opened all 13 games of his sophomore campaign at nose tackle, recording 38 tackles (23 solo), 5.5 sacks (35 yds.), one interception (2 yds.) and one pass defended in addition to blocking two kicks... Ranked second on team in tackles for loss (14.5) and sacks (5.5)... Tallied five tackles and blocked two kicks vs. Ole Miss in the Music City Bowl (12/30).

**2012:** Gotsis appeared in 12 games (1 start) as a true freshman, totaling five tackles (3 solo), 1.5 sacks (4 yds.) and one pass defended.

**HIGH SCHOOL:** Gotsis attended Kew High School in Abbotsford, Victoria, Australia... Competed in Australian Rules Football for eight years before playing American Rules Football in the Gridiron Victoria (club league with 13 teams across the state of Victoria) for the Monash Warriors in Melbourne... Recorded a team-high 12.5 sacks and earned league MVP honors in 2010.

**PERSONAL:** Gotsis majored in Business Administration at Georgia Tech... Became the highest-drafted Australian-born player in NFL history... Adam Gotsis was born on Sept. 23, 1992, in Melbourne, Victoria, Australia.

### GOTSIS' COLLEGIATE RECORD — GEORGIA TECH

Year	School	G	S	UT	A	TT	S-Yds.	I-Yds.	PD	FF	FR	TD-Int.	TD-FR	S	Pts.
2012	Georgia Tech	12	1	3	2	5	1-4	0-0	1	0	0	0-0	0-0	0	0
2013	Georgia Tech	13	13	23	15	38	5.5-35	1-2	1	0	0	0-0	0-0	0	0
2014	Georgia Tech	14	14	23	13	36	3-23	1-0	3	0	0	0-0	0-0	0	0
2015	Georgia Tech	9	9	20	11	31	3-13	0-0	0	0	2	0-0	0-0	0	0
<b>CAREER TOTALS</b>		<b>48</b>	<b>37</b>	<b>69</b>	<b>41</b>	<b>110</b>	<b>12.5-75</b>	<b>2-2</b>	<b>5</b>	<b>0</b>	<b>2</b>	<b>0-0</b>	<b>0-0</b>	<b>0</b>	<b>0</b>



# JUSTIN SIMMONS

31

SAFETY



6-2 • 202 • BOSTON COLLEGE

BORN: Nov. 19, 1993, in Manassas, Va.

HIGH SCHOOL: Martin County High School, Stuart, Fla.

DRAFTED: Third Round (98th overall)

COLLEGE GAMES PLAYED/STARTED: 50/32

COLLEGE MAJOR: Communications

## SIMMONS AT A GLANCE:

- A safety who opened 32-of-50 games at Boston College, racking up 229 tackles (165 solo), eight interceptions (50 yds.), 22 passes defended, four forced fumbles, four fumble recoveries and one sack (15 yds.).
- Started 25 consecutive games during his last two seasons, opening games at safety (19) and cornerback (6) for the Eagles.
- Totaled 67 tackles (49 solo), five interceptions (28 yds.), seven passes defended, two forced fumbles and three fumble recoveries in 12 starts at safety in his senior campaign.
- Named to the Atlantic-Coast Conference's Second Team in 2015 after helping Boston College rank first in the FBS in total defense (254.3 ypg.).
- Tallied a team-best 76 tackles (63 solo) in addition to registering two interceptions (20 yds.), seven passes defended and one sack (15 yds.) in 13 starts as a junior.
- Attended Martin County High School in Stuart, Fla., earning All-Area Defensive Player of the Year honors in addition to being named second-team All-Florida.
- Selected by the Broncos in the third round (98th overall) of the 2016 NFL Draft.



**2015:** Simmons started all 12 games at safety for the nation's top-ranked defense (254.3 ypg.)... Finished with 67 tackles (49 solo), five interceptions (28 yds.), seven passes defended, two forced fumbles and three fumble recoveries, earning All-Atlantic Coast Conference second-team honors... Ranked second in the ACC with five interceptions... Tallied a season-high nine tackles and returned an interception 28 yards at Clemson (10/17)... Recorded three turnovers—two interceptions and forced and recovered one fumble—vs. Notre Dame (11/21), earning ACC Defensive Back of the Week honors.

**2014:** Simmons opened all 13 games in his junior campaign, starting the first seven contests at safety before moving to cornerback for the final six games... Led the team with 76 tackles (63 solo) and added two interceptions (20 yds.), seven passes defended and one sack (15 yds.)... Contributed to the nation's second-ranked rush defense (94.5 ypg.)... Recorded two solo tackles, one sack (15 yds.) and one interception (20 yds.) at Massachusetts (8/30)... Notched a career-high 11 tackles (10 solo) vs. Colorado State (9/27)... Posted eight tackles (six solo) at No. 1 Florida State (11/22).

**2013:** Simmons saw action in all 13 games, recording 34 tackles (22 solo), three passes defended and one fumble recovery... Registered six tackles and one pass defended at Maryland (11/23)... Tallied six solo tackles and one fumble recovery against Arizona (12/31) at the AdvoCare v100 Independence Bowl in Shreveport, La.


**2012:** Simmons appeared in all 12 games as a true-freshman, starting six contests at safety and one at cornerback... Registered 52 tackles (31 solo), one interception (2 yds.), five passes defended and two forced fumbles.

**HIGH SCHOOL:** Simmons attended Martin County High School in Stuart, Fla., where he earned All-Area Defensive Player of the Year honors from *Scripps Treasure Coast Newspapers*... Named second-team all-state as a senior in addition to first-team all-area as a junior and senior... Played in the Palm Beach County-Treasure Coast Senior All-Star Game... Totaled 24 career interceptions and returned two for touchdowns in addition to seeing action at wide receiver and running back.

**PERSONAL:** Simmons majored in communications at Boston College and was presented with the Jay McGillis Memorial Scholarship... Justin Simmons was born on Nov. 19, 1993, in Manassas, Va.

## SIMMONS' COLLEGIATE RECORD — BOSTON COLLEGE

Year	School	G	S	UT	A	TT	S-Yds.	I-Yds.	PD	FF	FR	TD-Int.	TD-FR	S	Pts.
2012	Boston College	12	7	31	21	52	0-0	1-2	5	2	0	0	0	0	0
2013	Boston College	13	0	22	12	34	0-0	0-0	3	0	1	0	0	0	0
2014	Boston College	13	63	13	76	1-15	2-20	7	0	0	0	0	0	0	0
2015	Boston College	12	49	18	67	0-0	5-28	7	2	3	0	0	0	0	0
<b>CAREER TOTALS</b>		<b>50</b>	<b>32</b>	<b>165</b>	<b>64</b>	<b>229</b>	<b>1-15</b>	<b>8-50</b>	<b>22</b>	<b>4</b>	<b>4</b>	<b>0</b>	<b>0</b>	<b>0</b>	<b>0</b>



# DEVONTAE BOOKER

20

## RUNNING BACK

5-11 • 219 • UTAH

**BORN:** May 27, 1992, in Sacramento, Calif.

**HIGH SCHOOL:** Grant Union High School, Sacramento, Calif.

**DRAFTED:** Fourth Round (136th overall)

**COLLEGE GAMES PLAYED/STARTED:** 44/40

**COLLEGE MAJOR:** Sociology



### BOOKER AT A GLANCE:

- A running back who started 19-of-23 games played at the University of Utah after beginning his collegiate career at American River College.
- Rushed for 2,773 yards on 560 carries (5.0 avg.) with 21 touchdowns and caught 80 passes for 624 yards (7.8 avg.) with two touchdowns in his two seasons at Utah.
- Started the first 10 games of his senior season, carrying 268 times for 1,261 yards (4.7 avg.) with 11 touchdowns before suffering a season-ending knee injury.
- Named a Maxwell Award semifinalist (national player of the year) and Doak Walker Award semifinalist (nation's top running back) in addition to earning second-team All-Pac-12 Conference honors as a senior.
- Appeared in 13 games (9 starts) as a junior, earning first-team All-Pac-12 recognition after rushing for 1,512 yards on 292 carries (5.2 avg.) with 10 touchdowns.
- Attended Grant Union High School in Sacramento, Calif., where he rushed for 2,884 yards and 45 touchdowns as a senior and was named *to the Sacramento Bee's* all-metro teams in 2008 and '09.
- Selected by the Broncos in the fourth round (136th overall) of the 2016 NFL Draft.



**2015:** Booker started the first 10 games of the year before suffering a season-ending knee injury... Totaled 1,261 yards on 268 carries (4.7 avg.) with 11 touchdowns in addition to catching 37 passes for 318 yards (8.6 avg.)... Led the nation with 305 touches from scrimmage (30.5 per game) and carries per game (26.8) at the time of his knee injury... Named a Maxwell Award semifinalist (national player of the year) and Doak Walker Award semifinalist (nation's top running back) in addition to earning All-Pac-12 second-team honors... Ranked third in the Pac-12 (11th in the NCAA) with 126.1 rushing yards per game... Posted seven 100-yard rushing games... Named the Pac-12 Offensive Player of the Week after rushing for a season-high 222 rushing yards vs. California (10/10).

**2014:** Booker opened 9-of-13 contests his junior season, finishing with 292 carries for 1,512 yards (5.2 avg.) with 10 touchdowns in addition to 43 catches for 306 yards (7.1 avg.) with two touchdowns... Posted the second-most yards (1,512) and third-most carries (292) in school history... Named a first-team All-Pac-12 selection... Notched seven-100 yard games, including in Utah's first five conference games of the season... Finished second in the Pac-12 and 17th in the nation in all-purpose yards per game (144.2)

**2013:** Booker did not play football during the 2013 season.

**2012:** Booker earned first-team All-Valley Conference honors and led the league in rushing yards (1,472) and touchdowns (15) for American River College.


**2011:** Booker rushed for 793 yards and 12 touchdowns on 100 carries (7.9 avg.) as a freshman at American River College, helping the school to the 2012 Northern California Football Association Championship Game.

**HIGH SCHOOL:** Booker attended Grant Union High School in Sacramento, Calif., where he rushed for 2,884 yards and 45 touchdowns as a senior... Helped Grant High to the 2008 CIF State Open Division state title as a junior, leading the team in rushing yards (1,850) and touchdowns (36)... Named to the *Sacramento Bee's* all-metro teams in 2008 and 2009.

**PERSONAL:** Booker received a bachelor's degree in sociology in December of 2015... Devontae Booker was born on May 27, 1992, in Sacramento, Calif.

### BOOKER'S COLLEGIATE RECORD — UTAH

Year	School	G	S	No.	RUSHING				No.	RECEIVING				SCORING			
					Yds.	Avg.	LG	TD		Yds.	Avg.	LG	TD	TD	TDp	TDt	2pt Pts.
2011	American Riv.	10	10	100	793	7.9	70	12	10	143	14.3	27	1	13	12	1	0 78
2012	American Riv.	11	11	194	1,472	7.6	77	15	9	58	5.3	19	2	19	15	2	2 114
2013																	
2014	Utah	13	9	292	1,512	5.2	76	10	43	306	7.1	61	2	12	10	2	0 72
2015	Utah	10	10	268	1,261	4.7	62	11	37	318	8.6	43	0	11	11	0	0 66
<b>CAREER TOTALS</b>		<b>44</b>	<b>40</b>	<b>854</b>	<b>5,038</b>	<b>5.9</b>	<b>77</b>	<b>48</b>	<b>99</b>	<b>825</b>	<b>8.3</b>	<b>61</b>	<b>5</b>	<b>55</b>	<b>48</b>	<b>5</b>	<b>2 130</b>



## CONNOR MCGOVERN

60

GUARD



6-4 • 306 • MISSOURI

**BORN:** April 27, 1993, in Fargo, N.D.

**HIGH SCHOOL:** Shanley High School, Fargo, N.D.

**DRAFTED:** Fifth Round (144th overall)

**COLLEGE GAMES PLAYED/STARTED:** 49/40

**COLLEGE MAJOR:** Agricultural Economics

### MCGOVERN AT A GLANCE:

- A three-year starter along the offensive line who appeared in 49 games (40 starts) for the University of Missouri, helping the team to two SEC East Division Championships.
- Opened all 12 games of his senior season in 2015 at left tackle.
- Started 14 games as a junior in 2014, opening the first four games at right tackle before moving inside to right guard for the final 10 contests.
- Began his streak of 40 consecutive starts the first game of his sophomore season, opening all 14 games at right guard.
- Named to the SEC Academic Honor Roll in 2012 and '13.
- Attended Shanley High School in Fargo, N.D., where he led his school to two state titles and was named the North Dakota Gatorade Player of the Year.
- Selected by the Broncos in the fifth round (144th overall) of the 2016 NFL Draft.



**2015:** McGovern started all 12 games for the University of Missouri at left tackle... Set school weight-room records in the squat (690 pounds for five repetitions).

**2014:** McGovern opened all 14 games for Missouri, starting the first four games at right tackle before switching back to right guard for the final 10 contests... Contributed to the team's second consecutive SEC East Championship.

**2013:** McGovern started all 14 games for the Tigers at right guard, playing a role in an offense that ranked 16th nationally in total offense (490.7 ypg) and 13th in scoring (39.1 ppg)... Helped the team to its first-ever SEC East title... Named to the SEC Academic Honor Roll for the second consecutive year.

**2012:** McGovern appeared in nine contests as a true freshman, seeing action at guard and on kick protection units... Named to the 2012 SEC Academic Honor Roll.

**2011:** McGovern redshirted as a true freshman at Missouri.

**HIGH SCHOOL:** McGovern was named the North Dakota Gatorade Player of the Year as a senior after helping Shanley High School in Fargo, N.D., to its second consecutive state championship... Earned first-team all-state honors on offense as a senior in addition to all-state accolades on offense and defense his junior campaign... Racked up 89 tackles, three sacks and two forced fumbles on defense as a senior, while notching 49 stops and three sacks as a junior... Lettered in weightlifting and wrestling for two seasons.

**PERSONAL:** McGovern majored in agricultural economics at Missouri... Connor McGovern was born on April 27, 1993, in Fargo, N.D.

### MCGOVERN'S COLLEGIATE RECORD — MISSOURI

Year	School	G	S
2011	Missouri	REDSHIRTED	
2012	Missouri	9	0
2013	Missouri	14	14
2014	Missouri	14	14
2015	Missouri	12	12
<b>CAREER TOTALS</b>		<b>49</b>	<b>40</b>





## ANDY JANOVICH

32

FULLBACK



6-1 • 238 • NEBRASKA

**BORN:** May 23, 1993, in Gretna, Neb.

**HIGH SCHOOL:** Gretna (Neb.) High School

**DRAFTED:** Sixth Round (176th overall)

**COLLEGE GAMES PLAYED/STARTED:** 50/10

**COLLEGE MAJOR:** Management

### JANOVICH AT A GLANCE:

- A fullback who appeared in 50 games (10 starts) for the University of Nebraska, contributing on offense and special teams.
- Carried 42 times for 265 yards (6.3 avg.) with three touchdowns in addition to catching two passes for 58 yards (29.0 avg.) during his senior season in 2015.
- Led Nebraska with 13 special-teams tackles in 2015, earning honorable mention All-Big Ten Conference accolades.
- Helped running back Ameer Abdullah eclipse 1,000 yards rushing yards in three consecutive seasons (2012-14).
- Earned a scholarship prior to the start of his sophomore season after appearing in 11 games as a true freshman walk-on.
- Attended Gretna (Neb.) High School, where he was named first-team All-Nebraska by the *Omaha World-Herald* as a linebacker,
- Selected by the Broncos in the sixth round (176th overall) of the 2016 NFL Draft.



**2015:** Janovich appeared in 13 games (6 starts) for the University of Nebraska, finishing with 42 carries for 265 yards (6.3 avg.) with three touchdowns... Added two catches for 58 yards (29.0 avg.)... Led the team with 13 special-teams tackles... Notched multiple special-teams tackles in five games... Totaled 113 yards of offense vs. Southern Miss (9/27).

**2014:** Janovich saw action in 13 games (2 starts) and caught one pass for 16 yards... Blocked for running back Ameer Abdullah's third consecutive 1,000-yard rushing effort.

**2013:** Janovich was awarded a scholarship prior to the start of his sophomore season... Played 13 games at fullback, but did not register any statistics.

**2012:** Janovich appeared in 11 games (2 starts) as a walk-on true freshman... Carried three times for six yards (2.0 avg.) and caught two passes for 13 yards (6.5 avg.).


**HIGH SCHOOL:** Janovich attended Gretna (Neb.) High School, where he was named first-team All-Nebraska by the *Omaha World-Herald* as a linebacker and was part of the *Lincoln Journal Star's* second-team Super State squad as a senior... Led Gretna to the Nebraska Class B semifinals in his senior campaign, leading the team with 112 tackles and rushing for 799 yards with 18 touchdowns... Selected to play in the Nebraska Shrine Bowl... Enjoyed a perfect record during final two seasons in wrestling, winning the 2012 Class B 220-pound championship with a 46-0 record and 2011 the 189-pound title with a 53-0 record.

**PERSONAL:** Janovich majored in management at the University of Nebraska... Named to the Nebraska Scholar-Athlete Honor Roll in the spring of 2013... Andy Janovich was born on May 23, 1993, in Gretna, Neb.

### JANOVICH'S COLLEGIATE RECORD — NEBRASKA

Year	School	G	S	No.	RUSHING				No.	RECEIVING				SCORING			
					Yds.	Avg.	LG	TD		Yds.	Avg.	LG	TD	TD	TDp	TDtr	2pt Pts.
2012	Nebraska	11	2	3	6	2.0	3	0	2	13	6.5	8	0	0	0	0	0
2013	Nebraska	13	0	0	0	—	—	0	0	0	—	—	0	0	0	0	0
2014	Nebraska	13	2	0	0	—	—	0	1	16	16.0	16	0	0	0	0	0
2015	Nebraska	13	6	42	265	6.3	55t	3	2	58	29.0	53	0	3	3	0	18
<b>CAREER TOTALS</b>		<b>50</b>	<b>10</b>	<b>45</b>	<b>271</b>	<b>6.0</b>	<b>55t</b>	<b>3</b>	<b>5</b>	<b>87</b>	<b>17.4</b>	<b>53</b>	<b>0</b>	<b>3</b>	<b>3</b>	<b>0</b>	<b>18</b>





## WILL PARKS

34

### SAFETY



6-1 • 194 • ARIZONA

**BORN:** July 29, 1994, in Philadelphia

**HIGH SCHOOL:** Germantown High School, Philadelphia

**DRAFTED:** Sixth Round (219th overall)

**COLLEGE GAMES PLAYED/STARTED:** 53/31

**COLLEGE MAJOR:** Sports and Society

### PARKS AT A GLANCE:

- A safety who started 31-of-53 games played for the University of Arizona, totaling 197 tackles (130 solo), one sack (7 yds.), four interceptions (102 yds.) and 24 passes defended.
- Opened all 27 games during his junior and senior seasons and was named one of the Wildcats' four team captains in his final campaign.
- Contributed to the winningest stretch (33 games) in Arizona football history from 2012-15.
- Earned honorable mention All Pacific-12 Conference honors as a senior, posting 76 tackles (53 solo), seven passes defended and two forced fumbles.
- Started all 14 contests as a junior, recording 81 tackles (52 solo), two interceptions (14 yds.), 10 passes defended and one fumble recovery.
- Named Defensive MVP of the 2013 AdvoCare V100 Bowl following his 69-yard interception return for a touchdown in Arizona's 42-19 win against Boston College.
- Attended Germantown High School in Philadelphia, where he was named a first-team All-Southeastern Pennsylvania selection as a cornerback his senior year.
- Selected by the Broncos in the sixth round (219th overall) of the 2016 NFL Draft.



**2015:** Parks opened all 13 games as a senior for the University of Arizona and was named one of the Wildcats' four captains... Tallied a team-best 76 tackles (53 solo), seven passes defended and two forced fumbles... Earned honorable mention All-Pacific-12 Conference honors... Named to the Jim Thorpe Award and Bednarik Award preseason watch lists... Set a career high with 11 tackles in the season opener vs. UTSA (9/3).

**2014:** Parks started all 14 contests at the 'spur' position as a junior, totaling 81 tackles (52 solo), one sack (7 yds.), two interceptions (14 yds.), 10 passes defended and one fumble recovery.

**2013:** Parks saw action in 13 games (4 starts) as a sophomore, recording 31 tackles (17 solo), two interceptions (88 yds.) and seven passes defended... Named the AdvoCare V100 Bowl Defensive MVP after his 69-yard interception return for a touchdown helped Arizona to a victory vs. Boston College (12/31).

**2012:** Parks appeared in 13 games as a true freshman... Saw action in the defensive backfield in addition to special teams... Totaled nine tackles (8 solo).

**HIGH SCHOOL:** Parks played cornerback, receiver, running back and kick returner for Germantown High School in Philadelphia... Named to the All-Southeastern Pennsylvania first team as a senior after making 27 tackles and four interceptions (119 yards)... Played in the Chesapeake Bowl... Scored 13 touchdowns between his junior and senior year on offense... Also lettered in basketball and track and field.

**PERSONAL:** Parks majored in sports and society at Arizona... Will Parks was born on July 29, 1994, in Philadelphia.

### PARKS' COLLEGIATE RECORD — ARIZONA

Year	School	G	S	UT	A	TT	S-Yds.	I-Yds.	PD	FF	FR	TD-Int.	TD-FR	S	Pts.
2012	Arizona	13	0	8	1	9	0-0	0-0	0	0	0	0	0	0	0
2013	Arizona	13	4	17	14	31	0-0	2-88	7	0	0	1	0	0	6
2014	Arizona	14	14	52	29	81	1-7	2-14	10	0	1	0	0	0	0
2015	Arizona	13	13	53	23	76	0-0	0-0	7	2	0	0	0	0	0
<b>CAREER TOTALS</b>		<b>53</b>	<b>31</b>	<b>130</b>	<b>67</b>	<b>197</b>	<b>1-7</b>	<b>4-102</b>	<b>24</b>	<b>2</b>	<b>1</b>	<b>1</b>	<b>0</b>	<b>0</b>	<b>6</b>



## RILEY DIXON

9

### PUNTER



6-4 • 221 • SYRACUSE

**BORN:** Aug. 24, 1993, in Oneida, N.Y.

**HIGH SCHOOL:** Christian Brother Academy, Syracuse, N.Y.

**DRAFTED:** Seventh Round (228th overall)

**COLLEGE GAMES PLAYED/STARTED:** 39/0

**COLLEGE MAJOR:** Accounting

### DIXON AT A GLANCE:

- A punter who played 39 games for Syracuse University after joining the team as a walk-on, totaling 218 punts for 9,291 yards (42.9 avg.) with 72 punts inside the 20-yard line.
- Finished his career ranked third in team history in career punting average (42.6) and fifth in punts (218) and punting yards (9,291).
- Tallied 65 punts for 2,839 yards (43.7 gross / 41.9 net) while placing 28 punts inside the 20-yard line (43.1%), earning All-Atlantic Cost Conference honors.
- Named one of 10 semifinalists for the Ray Guy Award (nation's top punter) and a semifinalist for the William V. Campbell Trophy (most outstanding football scholar-athlete) as a senior.
- Earned All-ACC honorable mention recognition as a junior after punting 75 times for 3,182 yards (42.4 avg.), while placing 23 punts inside the 20-yard line.
- Handled punting and kicking duties for Christian Brothers Academy in Syracuse, N.Y., where he was named to the 2010 *Post-Standard* All-Central New York First Team
- Selected by the Broncos in the seventh round (228th overall) of the 2016 NFL Draft.



**2015:** Dixon appeared in 12 games, totaling 65 punts for 2,839 yards (43.7 gross / 41.9 net) while placing 28 kicks inside the 20-yard line (43.1%) in his senior season at Syracuse... Named one of 10 semifinalists for the Ray Guy Award (nation's top punter) and a semifinalist for the William V. Campbell Trophy (most outstanding football scholar-athlete)... Earned All-Atlantic Cost Conference honors from the coaches and multiple media outlets... Nominated for the Wuerffel Trophy (community service/academic achievement).

**2014:** Dixon played 12 games as a junior, punting 75 times for 3,182 yards (42.4 avg.) with 23 punts inside the 20-yard line... Earned honorable mention All-ACC recognition and was a Bursworth Trophy nominee (most outstanding player who began his career as a walk-on)... Completed the eventual game-winning pass (1 yd.) on a fake field goal in double overtime vs. Villanova (8/29)... Rushed for 42 yards on a fake punt against Notre Dame (9/27).

**2013:** Dixon saw action in all 13 games, punting 75 times for 3,161 yards (42.1 avg.)... Recorded 15 punts that traveled more than 50 yards and placed 21 of them inside the 20-yard line... Kicked off six times for 341 yards (56.8 avg.)... Booted a school-record 75-yard punt against Clemson (10/5)... Rewarded with a scholarship at the end of the season.

**2012:** Dixon appeared in two contests as a redshirt freshman, punting three times for 109 yards (36.3 avg.).

**2011:** Dixon redshirted as a true freshman at Syracuse after walking on to the team.

**HIGH SCHOOL:** Dixon handled punting and kicking duties for Christian Brothers Academy in Syracuse, N.Y.... Named to the 2010 *Post-Standard* All-Central New York First Team... Also lettered in baseball.

**PERSONAL:** Dixon earned his undergraduate degree in accounting and is currently pursuing a master's degree in accounting... Named to Syracuse's Athletic Director Honor Roll in nine consecutive semesters in addition to making the 2013 and 2014 All-ACC Academic teams... Riley Dixon was born on Aug. 24, 1993, in Oneida, N.Y.

### DIXON'S COLLEGIATE RECORD — SYRACUSE

Year	School	G	S	No.	Yds.	Avg.	TB	In 20	LG	Blk.
2011	Syracuse					REDSHIRTED				
2012	Syracuse	2	0	3	109	36.3	2	0	49	0
2013	Syracuse	13	0	75	3,161	42.1	6	21	75	0
2014	Syracuse	12	0	75	3,182	42.4	4	23	60	1
2015	Syracuse	12	0	65	2,839	43.7	5	28	64	1
<b>CAREER TOTALS</b>		<b>39</b>	<b>0</b>	<b>218</b>	<b>9,291</b>	<b>42.6</b>	<b>17</b>	<b>72</b>	<b>75</b>	<b>2</b>

**ADDITIONAL STATISTICS:** Special-teams tackles — 2013 (2), 2015 (2), TOTAL (4). Kickoffs — 2013 (6 for 341 yds., 56.8 avg.), 2014 (1 for 53 yds., 53.0 avg.), TOTAL (7 for 394 yds., 56.3 avg.). Rushing — 2013 (1--17, 17.0 avg., -17 LG, 0 TD), 2014 (1--42, 42.0 avg., 42 LG, 0 TD), 2015 (3--29, 9.7 avg., 15 LG, 0 TD), TOTAL (5--54, 10.8 avg., 42 LG, 0 TD). Passing — 2014 (1--1-1, 1.0 avg., 1 LG, 1 TD), 2015 (1--1--1, -1.0 avg., -1 LG, 0 TD), TOTAL (2--2-0, 0.0 avg., 1 LG, 1 TD).

## COLLEGE FREE AGENTS

2

### BRALON ADDISON

5-9 • 197 • OREGON

WIDE RECEIVER

Bralon Addison is a rookie wide receiver from the University of Oregon who joined the Broncos as a college free agent on May 3, 2016... Appeared in 39 games (24 starts) for the Ducks as a wide receiver and returner, totaling 146 catches for 1,937 yards (13.3 avg.) with 20 touchdowns... Scored 25 total touchdowns in his collegiate career, including 20 receiving, two rushing and three on punt returns... Earned second-team All-Pacific-12 Conference accolades, posting 63 catches for 804 yards (12.8 avg.) with 10 touchdowns as a senior... Missed the 2014 season after suffering a knee injury in spring practice... Caught 61 passes for 890 receiving yards (14.5 avg.) with seven touchdowns in addition to averaging 14.1 yards per return on punts as a sophomore to earn honorable mention All-Pac-12 honors... Attended Fort Ben Hightower High School in Missouri City, Texas, where he was a three-year letterman at quarterback... Named the Texas all-state first-team quarterback as a senior, completing 134-of-238 attempts (56.3%) for 2,158 yards with 22 touchdowns in addition to rushing 190 times for 1,625 yards (8.6 avg.) with 20 touchdowns... Selected to the 2012 U.S. Army All-American Game following his senior year... Bralon Addison was born on Oct. 12, 1993, in Missouri City, Texas.

68

### VONTARRIUS DORA

6-4 • 256 • LOUISIANA TECH

OUTSIDE LINEBACKER

Vontarrius Dora is a rookie outside linebacker from Louisiana Tech who joined the Broncos as a college free agent on May 3, 2016... Was a four-year starter at defensive end who appeared in 45 games, totaling 147 tackles (64 solo), 13.5 sacks (106 yds.), two forced fumbles and two fumble recoveries... Named Honorable Mention All-Conference USA as a senior after finishing with 48 tackles (31 solo), six sacks (51 yds.) and two forced fumbles... Tallied 6.5 sacks for 43 yards between his sophomore and junior seasons... Redshirted as a true freshman... Attended West Point (Miss.) High School, where he earned four letters in football and basketball... Named to the Class 5A All-Mississippi first team as a senior and led his school to consecutive state championships... Played in Mississippi's North/South Game... Vontarrius Dora was born on Sept. 7, 1992, in West Point, Miss.

17

### MOSE FRAZIER

5-11 • 190 • MEMPHIS

WIDE RECEIVER

Mose Frazier is a rookie wide receiver from the University of Memphis who joined the Broncos as a college free agent on May 3, 2016... Opened 23-of-38 games for the Tigers, catching 135 passes for 1,599 yards (11.8 avg.) with eight touchdowns in three seasons... Named Memphis's Offensive player of the Year after totaling 70 catches for 797 yards (11.3 avg.) with four touchdowns in addition to rushing for 129 yards on 17 carries (7.6 avg.) with two touchdowns in his senior campaign... Totaled 47 catches for 506 yards (10.8 avg.) with three touchdowns as a junior... Named to the American Athletic Conference All-Academic Football Team in both 2013 and 2014... Walked on to the Memphis program after transferring from Arkansas-Pine Bluff following his freshman year and was a practice player in 2012... Graduated from Memphis with a degree in management... Attended Whitehaven High School in Memphis, Tenn., where he was a four-year letterman at wide receiver... Named All-District 16-AAA as a senior and helped his team to consecutive state titles as a junior and senior... Lettered three years in basketball... Mose Frazier was born on Aug. 30, 1993, in Memphis, Tenn.

38

### ANTONIO GLOVER

6-1 • 190 • GEORGIA SOUTHERN

SAFETY

Antonio Glover is a rookie safety from Georgia Southern University who joined the Broncos as a college free agent on May 3, 2016... Started 27-of-35 games for the Eagles, recording 140 tackles (86 solo), seven interception (51 yds.), 15 passes defended, two forced fumbles and one fumble recovery... Named to the All-Sun Belt First Team as a senior after tying the school record with six interceptions (51 yds.) and totaling 56 tackles (30 solo), nine passes defended and one fumble recovery... Opened all 12 games as a junior, registering 61 tackles (42 solo), one interception, three passes defended and two forced fumbles... Attended Douglas County High School in Douglasville, Ga., where he was named to the *Douglas County Sentinel's* All-County Team as a defensive back as a senior... Registered 87 total tackles with four interceptions and 17 passes defended in addition to blocking seven field goals as a senior... Also lettered in basketball and track, running on the schools' 4x200 relay and competing in the high jump... Antonio Glover Jr. was born on March 31, 1993, in Atlanta.

78

### LARS HANSON

6-8 • 308 • SACRAMENTO STATE

TACKLE

Lars Hanson is a rookie offensive tackle from Sacramento State University who joined the Broncos as a college free agent on May 3, 2016... Started 42-of-46 games played for Sacramento State, including 40 consecutive contests to end his collegiate career... Earned honorable mention All-Big Sky Conference honors as a senior after

opening all 11 games... Helped pave the way for an offensive that set school single-season records with 5,780 yards (481.7 per game) and 458 points (38.2 per game) as a junior... Played every offensive snap as a sophomore after opening seven games as a redshirt freshman... Attended Palm Desert (Calif.) High School, where he earned All-Desert Valley League honors in both football and basketball... Played on both the offensive and defensive line in high school, totaling 39 tackles as a defensive tackle his senior year... Lars Hanson was born on Sept. 30, 1992, in Bermuda Dunes, Calif.

## 63 CALVIN HEURTELOU

6-2 • 306 • MIAMI

**NOSE TACKLE**

Calvin Heurtelou is a rookie nose tackle from the University of Miami who joined the Broncos as a college free agent on May 3, 2016... Opened 24-of-26 games for the Hurricanes after beginning his collegiate career at Scottsdale Community College... Started 12-of-13 games a senior, totaling 27 tackles (14 solo) and 0.5 sacks (3 yds.)... Opened 12-of-13 games as a junior, finishing with 25 tackles (8 solo) and one fumble recovery... Tallied 59 tackles, four sacks and two fumble recoveries at Scottsdale Community College... Spent a post-graduate year at Trinity-Pawling School in New York... Last name is pronounced HURT-uh-lou... Calvin Heurtelou was born on April 10, 1993, in Spring Valley, N.Y.

## 69 SHANEIL JENKINS

6-3 • 281 • SHEPHERD

**DEFENSIVE END**

Shaneil Jenkins is a rookie defensive end from Shepherd University who joined the Broncos as a college free agent on May 3, 2016... Started 28-of-47 games for Shepherd, totaling 100 tackles (60 solo), 27 sacks (133 yds.), five forced fumbles and three fumble recoveries... Named the Mountain East Conference Defensive Player of the Year and a first-team MEC choice as a senior after helping his team to the NCAA Division II Championship Game... Recorded 41 tackles (26 solo), 13.5 sacks (80 yds.), three passes defended, three forced fumbles, one fumble recovery and one blocked kick as a senior... Opened all 10 games as a junior, recording 29 tackles (10 solo), 7.5 sacks (58 yds.), two passes defended and two forced fumbles... Played 12 games as a sophomore and made 14 tackles (7 solo) and four sacks (15 yds.)... Attended Suitland (Md.) High School... Shaneil Jenkins was born on Feb. 7, 1994, in District Heights, Md.

## 41 KYLE KRAGEN

6-2 • 245 • CALIFORNIA

**OUTSIDE LINEBACKER**

Kyle Kragen is a rookie outside linebacker from the University of California who joined the Broncos as a college free agent on May 6, 2016... Appeared in 25 games (18 starts) for the Golden Bears between his junior (2013) and redshirt senior (2015) seasons, registering 101 tackles and 10.0 sacks (51 yds.)... Began his collegiate career at Diablo Valley College (2011-12) and posted totals of 131 tackles, 19.5 sacks and eight fumble recoveries... Selected as an honorable mention All-Pacific-12 Conference choice in 2015 after opening all 13 games and notching 83 tackles, seven sacks (36 yds.), two forced fumbles and one fumble recovery... Missed his true senior season with an illness... Played 12 games as a junior, totaling 28 tackles and three sacks (15 yds.)... Attended San Ramon Valley High School in Danville, Calif., where he registered 83 tackles, three sacks, two passes defended and four quarterback hurries as a senior... Graduated from Cal in December of 2015 with a bachelor's degree in American studies... His father, Greg, was a three-time All-Pro defensive lineman who played with Denver (1985-93), Kansas City (1994) and Carolina (1995-97)... Kyle Kragen was born on Feb. 1, 1993, in Danville, Calif.

## 84 HENRY KRIEGER-COBLE

6-4 • 248 • IOWA

**TIGHT END**

Henry Krieger-Coble is a rookie tight end from the University of Iowa who joined the Broncos as a college free agent on May 3, 2016... Saw action in 46 games (14 starts) for the Hawkeyes, developing into a pass-catching receiver his senior season... Caught 35 passes for 405 yards (11.6 avg.) with one touchdown as a senior after catching seven passes for 58 yards (8.3 avg.) with three touchdowns in his first three seasons... Finished his final collegiate season ranked second on the team in catches (35) and receiving yards (405)... Played 10 games (3 starts) as a junior before missing the final three games with an injury... Appeared in 13 games as a sophomore, but did not record an offensive statistic... Played nine games (1 start) as a freshman and caught four passes for 30 yards (7.5 avg.) with one touchdown... Attended Mount Pleasant (Iowa) High School, where he was named first-team all-state as a senior... Totaled 27 receptions for 518 yards (19.1 avg.) with 10 touchdowns as a senior in addition to recording 108 tackles (57 solo), one interception and one fumble recovery on defense... Henry Krieger-Coble was born on June 12, 1992, in Mount Pleasant, Iowa.

## 30 B.J. LOWERY

5-11 • 193 • IOWA

**CORNERBACK**

B.J. Lowery is a rookie cornerback from the University of Iowa who joined the Broncos on a futures contract on Jan. 5, 2016... Spent the 2015 season playing with the Cedar Rapids Titans of the Indoor Football League, starting all 14 games and posting 57 tackles and two interceptions... Attended rookie mini camp with Kansas City in 2014...

Opened 22-of-38 games played for the Hawkeyes (2010-13), totaling 127 tackles, four interceptions (2 TDs), 26 passes defended and three forced fumbles... Started all 13 games as a senior, recording 62 tackles (40 solo), three interceptions, 19 passes defended and three forced fumbles... Returned a pair of interceptions for a touchdown vs. Western Michigan (9/21/13)... Appeared in 10 games (9 starts) as a junior in 2012 and tallied 50 tackles (32 solo), one interception and four passes defended... Played 15 games as between his freshman and sophomore seasons, posting 15 tackles (14 solo) and three passes defended... Attended Hughes High School in Cincinnati, where he earned three varsity letters as quarterback and defensive back and was named to the first team all-state team as a senior... Completed 61-of-135 passes (45.1%) for 827 yards with five touchdowns in addition to rushing 138 times for 451 yards (3.3 avg.) with five scores as a senior... B.J. Lowery was born on Aug. 31, 1991, in Cincinnati.

## 62 DAVID MOALA

6-1 • 311 • UTAH STATE

NOSE TACKLE

David Moala is a rookie nose tackle from Utah State University who joined the Broncos as a college free agent on May 3, 2016... Started 11-of-21 games played for the Aggies after beginning his collegiate career at Cherritos Junior College in Norwalk, Calif... Totaled 58 tackles (28 solo), five sacks (31 yds.), two passes defended, two forced fumbles and two blocked kicks in his two seasons at Utah State... Opened all 11 games played as a senior, earning honorable mention All-Mountain West Conference recognition after posting 50 tackles (26 solo), 4.5 sacks (28 yds.), two passes defended, two forced fumbles and two blocked kicks... Played 10 games as a junior, notching eight tackles (2 solo) and 0.5 sacks (3 yds.)... Earned California Community College Athletic Association first-team all-state and all-Northern Division honors in the Northern California Football Association as a sophomore at Cerritos J.C.... Posted 55 tackles, four sacks, one interception and one fumble recovery as a sophomore... Registered 49 tackles and four sacks as a true freshman... Began his career at Arizona State University, where he redshirted as a true freshman... Received California Interscholastic Federation (CIF) first-team honors and was also named first-team all-state, all-area and all-league as a prep senior at Junipero Serra High School in Gardena, Calif... Recorded 91 tackles, 18.5 sacks and one interception as a high school senior... His brother, Fili, played five seasons for Indianapolis (2009-13) and most recently appeared on Houston's active roster in 2015... Two other brothers (Sifa, UNLV and Tolu, Oklahoma State) played collegiate football... His cousin is Detroit nose tackle five-time Pro Bowler Haloti Ngata... Last name is pronounced Moe-ah-la... David Moala was born on Dec. 30, 1992, in Salt Lake City.

## 64 JUSTIN MURRAY

6-5 • 304 • CINCINNATI

TACKLE

Justin Murray is a rookie offensive tackle from the University of Cincinnati who joined the Broncos as a college free agent on May 3, 2016... Opened 13-of-33 games for the Bearcats, earning a starting role his senior season... Opened all 13 games his senior year and blocked for an offense that ranked fifth nationally in total offense (559.4 ypg) and fourth nationally in passing offense (373.1 ypg)... Played 13 games as a junior, helping the offense rack up 5,982 total yards... Appeared in seven total games between his sophomore and freshman seasons after redshirting as a true freshman... Was a two-year starter at Sycamore High School in Cincinnati... Named a 2010 Football All-Star by the *Cincinnati Enquirer* in addition to being a two-time first-team All-Greater Miami Conference selection in 2009-10... Also lettered in track and field, earning first-team All-GMC honors in both the shot put and discuss... His cousin, Rico Murray, played three seasons in the NFL with Cincinnati (2009-11)... Justin Murray was born on April 19, 1993, in Cincinnati.

## 5 DURRON NEAL

5-11 • 201 • OKLAHOMA

WIDE RECEIVER

Durron Neal is a rookie wide receiver from the University of Oklahoma who joined the Broncos as a college free agent on May 3, 2016... Started 26-of-49 games for the Sooners, catching 104 passes for 1,323 yards (12.7 avg.) with six touchdowns in addition to returning nine kickoffs for 122 yards (13.6 avg.)... Appeared in 13 games (11 starts) as a senior, posting 44 catches for 559 yards (12.7 avg.) with three touchdowns... Started all 13 games as a junior and made 42 catches for 513 yards (12.2 avg.) with three touchdowns... Played 13 games (2 starts) as a sophomore, contributing 13 catches for 176 yards (13.5 avg.)... Attended De Smet Jesuit High School in St. Louis, where he caught 35 passes for 825 yards (23.8 avg.) and 15 touchdowns and rushed for 716 yards on 78 carries for 11 touchdowns as a senior... Selected to the U.S. Army All-American Bowl... Also lettered in track and field and basketball... First name is pronounced DUHR-ron... Durron Neal was born on Nov. 3, 1992, in St. Louis.

## 72 AARON NEARY

6-4 • 301 • EASTERN WASHINGTON

GUARD

Aaron Neary is a rookie offensive guard from Eastern Washington University who joined the Broncos as a college free agent on May 3, 2016... Started 24-of-46 games at both guard positions for the Eagles, helping the team to three Big Sky Conference championships... Earned FCS All-American honors his junior and senior seasons after opening all 25 games played in that span... Made his first career start vs. Sam Houston (8/23/14)... Appeared in all 15 games as a sophomore, contributing to a team-record 592 points, 83 touchdowns and 8,002 total yards of offense in 2013... Played seven games as a redshirt freshman after sitting out his first collegiate season... Attended Hanford High School in Richland, Wash., where missed his entire senior season with a broken foot... Named a



second-team All-Big Nine Cascade Division Football selection as a junior as both an offensive and defensive lineman... Also lettered in basketball and track and field... Aaron Neary was born on Nov. 11, 1992, in Richland, Wash.

## 46 DWAYNE NORMAN

6-0 • 230 • DUKE

INSIDE LINEBACKER

Dwayne Norman is a rookie inside linebacker from Duke University who joined the Broncos as a college free agent on May 3, 2016... Opened 25-of-49 games played for the Blue Devils, totaling 250 tackles, four sacks, one interception, eight passes defended, four forced fumbles and two fumble recoveries... Played safety his first three seasons before moving to inside linebacker before his senior year... Named Second-Team All-Atlantic Coast Conference after starting all 13 games and totaling 114 tackles, one sack, one interception, four passes defended and two forced fumbles... Played 13 games (1 start) as a junior, finishing with 23 tackles, three sacks and two passes defended... Started 6-of-10 games played as a sophomore, logging 43 tackles and one forced fumble... Notched five starts in 13 games as a true freshman, posting 60 tackles, one pass defended, one forced fumble and one fumble recovery... Attended University Christian High School in Jacksonville, Fla., earning first team all-state honors following his senior year... Credited with 164 tackles and one interception between his junior and senior seasons... Also lettered in baseball... Graduated in December 2015 with a degree in philosophy along with a certificate in markets and management... Dwayne Norman was born on Sept. 23, 1993, in Jacksonville, Fla.

## 90 KYLE PEKO

6-1 • 305 • OREGON STATE

NOSE TACKLE

Kyle Peko is a rookie nose tackle from Oregon State University who joined the Broncos as a college free agent on May 3, 2016... Played one season for the Beavers as a senior in 2015 after transferring from Cerritos Junior College prior to his junior year... Started all 12 games played as a senior in 2015, earning honorable mention Pacific-12 Conference honors... Tallied 45 tackles (24 solo), two sacks (17 yds.), two passes defended and two blocked kicks in his lone season of action with Oregon State... Deemed ineligible for his junior season by the NCAA, but was allowed to practice throughout the fall... Totaled 85 tackles and 11 sacks in his two seasons at Cerritos Junior College... Attended LaHabra (Calif.) High School and was named All-California Interscholastic Federation as a junior and senior... Helped his team win the CIF Championship as a sophomore... His cousin, Domata Peko, plays defensive tackle for the Cincinnati Bengals (2006-15)... Another cousin, Tupe Peko, played for the Indianapolis Colts from 2003-04... Kyle Peko was born on July 23, 1993, in La Habra, Calif.

## 19 KALIF RAYMOND

5-9 • 160 • HOLY CROSS

WIDE RECEIVER

Kalif Raymond is a rookie wide receiver from Holy Cross University who joined the Broncos as a college free agent on May 3, 2016... Started 23-of-40 games played as a wide receiver and return specialist for the Crusaders, totaling 155 receptions for 1,683 yards (10.9 avg.) with 14 touchdowns in addition to returning 62 punts for 464 yards (7.5 avg.) with one touchdown and 80 kickoffs for 1,809 yards (22.6 avg.) with two touchdowns... Earned first team All-Patriot League honors in 2015 as both a wide receiver and a return specialist, after previously being named to the first team as a return specialist in 2012... Played all 11 games (9 starts) as a senior, catching 74 passes for 978 yards (13.2 avg.) with nine touchdowns... Set a career-best with 21 punt returns for 210 yards (10.0 avg.) with one touchdown while adding 14 kickoff returns for 335 yards (23.9 avg.) with one touchdown... Started the first nine games as a junior before missing the last three contests with an injury, totaling 39 catches for 305 yards with two touchdowns... Saw action in 10 games (5 starts) as a sophomore, totaling 42 catches for 400 yards (9.5 avg.) with three touchdowns in addition to rushing 16 times for 67 yards (4.2 avg.) with one touchdown... Returned 32 kickoffs for 777 yards (24.3 avg.) with one touchdown and brought back 19 punts for 101 yards (5.3 avg.) as a true freshman... Competed on the track and field team during the 2014-15 season, running the 100-meter dash and participating on the 4x100-meter relay team... Attended Greater Atlanta Christian School in Norcross, Ga., where he caught 30 passes for 511 yards (17.0 avg.) and nine touchdowns during his high school career... Kalif Raymond was born on Aug. 8, 1994, in Lawrenceville, Ga.

## 47 FRANK SHANNON

6-1 • 229 • OKLAHOMA

INSIDE LINEBACKER

Frank Shannon is a rookie linebacker from the University of Oklahoma who joined the Broncos as a college free agent on May 3, 2016... Started 19-of-37 games for the Sooners, posting 179 tackles (107 solo), five sacks (26 yds.), two interceptions (17 yds.), one forced fumble and one fumble recovery... Played 12 games (4 starts) as a senior, recording 47 tackles (30 solo), one sack (1 yds.) and one interception... Was not enrolled at OU his junior year in 2014... Earned honorable mention All-Big 12 Conference honors as a sophomore after starting all 13 games and finishing with 92 tackles (55 solo), two sacks (13 yds.), one interception (17 yds.) and one forced fumble... Notched 10 or more tackles three times during his sophomore season... Played 12 games (2 starts) as a redshirt freshman, totaling 40 tackles (22 solo), two sacks (12 yds.) and one fumble recovery... Attended Skyline High School in Dallas, where he tallied 65 tackles as a high school senior... Frank Shannon was born on Oct. 31, 1992, in Dallas.



## 59 SADAT SULLEYMAN

6-0 • 254 • PORTLAND STATE

OUTSIDE LINEBACKER

Sadat Sulleyman is a rookie outside linebacker from Portland State University who joined the Broncos as a college free agent on May 3, 2016... Started 18-of-34 games for the Vikings, totaling 97 tackles (61 solo), 12 sacks (48 yds.), two forced fumbles and one fumble recovery... Opened all 12 games and posted 42 tackles (26 solo) and five sacks (16 yds.) in his senior year... Appeared in nine games (5 starts) as a junior, totaling 25 tackles (14 solo), 4.5 sacks (24 yds.) and two forced fumbles... Competed in 10 games (1 start) as a sophomore, notching 23 tackles (17 solo), 1.5 sacks (7 yds.) and one fumble recovery... Played three games as a true freshman, registering seven tackles (4 solo) and one sack (1 yd.)... Attended Spanaway (Wash.) Lake High School, posting 70 tackles and nine sacks as a senior in addition to rushing for 250 yards with four touchdowns... Named a second-team All-South Puget Sound League South Division selection and earned all-state honors as a senior... His name is pronounced suh-DOT SOO-lay-mon... Sadat Sulleyman was born on Oct. 25, 1992, in Accra, Ghana.

## 49 NATHAN THEUS

6-3 • 238 • GEORGIA

LONG SNAPPER

Nathan Theus is a rookie long snapper from the University of Georgia who joined the Broncos as a college free agent on May 3, 2016... Appeared in 51 games for the Bulldogs, handling all of the long snapping duties for four seasons... Voted a permanent special-teams co-captain as a senior after appearing in all 13 games... Recovered a muffed punt and made a pair of tackles in his career... Received multiple athletic scholarships while in school in addition to earning Athletic Director's Honor Roll recognition in four separate years... Redshirted as a true freshman... Attended the Bolles School in Jacksonville, Fla., where he was named to the *Florida Times-Union* All-First Coast First Team... His brother, John, is an offensive tackle who was drafted by Jacksonville in the fifth round (145th overall) of the 2016 NFL Draft... Nathan Theus was born on July 2, 1992, in Jacksonville, Fla.

## 45 JOHN TIDWELL

6-0 • 191 • SIOUX FALLS

CORNERBACK


John Tidwell is a rookie cornerback from the University of Sioux Falls who joined the Broncos as a college free agent on May 3, 2016... Started all 45 games played in his career at cornerback and contributed in the return game... Totaled 213 tackles, 12 interceptions and 52 passes defended... Named to the Northern Sun Intercollegiate Conference First Team as a junior and senior... Tallied 35 tackles (20 solo), three interceptions (75 yds.), six passes defended and one blocked kick in addition to returning three kickoffs for 75 yards (25.0 avg.) with one touchdown as a senior... Registered 60 tackles (45 solo), four interceptions, 19 passes defended, one forced fumble and one fumble recovery as a junior... Added 23 punt returns for 341 yards (14.8 avg.) with two touchdowns and 13 kickoff returns for 322 yards (24.8 avg.) in 2014... Tallied 56 tackles (42 solo), two interceptions, 12 passes defended, one forced fumble, one fumble recovery and one blocked kick as a sophomore... Notched 62 tackles (47 solo), one sack (7 yds.), three interceptions (37 yds.), 13 passes defended and two blocked kicks as a redshirt freshman... Attended Rangeview High School in Aurora, Colo., helping the team to an 11-2 record his senior year... Totaled 37 receptions for 517 yards (14.0 avg.) with 11 touchdowns and added seven rushes for 123 yards (17.8 avg.) with one score as a senior... Added 37 tackles and eight interceptions (230 yds.) with four touchdowns on defense... Selected first-team All-Colorado following his senior year... Also lettered in baseball and basketball... John Tidwell was born on March 25, 1993, in Aurora, Colo.

## 65 EDDIE YARBROUGH

6-3 • 259 • WYOMING

OUTSIDE LINEBACKER

Eddie Yarbrough is a rookie outside linebacker from the University of Wyoming who joined the Broncos as a college free agent on May 3, 2016... Saw action in 47 games (39 starts) at defensive end, totaling 256 tackles (131 solo), 21.5 sacks (132 yds.), four forced fumbles and four fumble recoveries... Selected to the All-Mountain West First Team as a sophomore and junior and to the second team as a senior... Named to the 2014 and 2015 Rotary Lombardi Watch Lists and the 2014 and 2015 Ted Hendricks Award Watch Lists... Opened all 12 games as a senior and posted 62 tackles (30 solo), seven sacks (41 yds.), one forced fumble, one fumble recovery and one blocked kick... Started 12 games as a junior, finishing with 63 tackles (31 solo), four sacks (28 yds.), one forced fumble and one fumble recovery... Set a career-high with 89 tackles (41 solo), 6.5 sacks (45 yds.), two forced fumbles and two fumble recoveries as a sophomore... Saw action in 11 games (3 starts) as a redshirt freshman, recording 42 tackles (29 solo) and four sacks (18 yds.)... Attended Grandview High School in Aurora, Colo., where he was named to the *Denver Post* All-Colorado All-State First Team for all classifications in 2010... Also lettered in track and field... Eddie Yarbrough was born on April 24, 1993, in Aurora, Colo.



# DENVER BRONCOS 2016 ROSTER (AS OF JULY 1, 2016)

No.	Player	Pos.	Ht.	Wt.	Age	NFL Exp.	College	High School Hometown	How Acq.	2015 PS-ONP-WA	Numerical Roster
2	Addison, Bralon	WR	5-9	197	22	R	Oregon	Missouri City, Texas	CFA-16	0-0-0-0	2
22	Anderson, C.J.	RB	5-8	224	25	4	California	Valljo, Calif.	CFA-13	0-0-0-0	4
50	Anderson, Zaire	ILB	5-11	220	23	1	Nebraska	Philadelphia	CFA-15	15-6-1-0	5
91	Anunike, Kenny	DE	6-5	275	26	3	Duke	Garena, Ohio	CFA-14	0-0-0-0	6
48	Barrett, Shaquil	OLB	6-2	250	23	3	Colorado State	Baltimore, Md.	CFA-14	3-0-2-5	8
35	Bibbs, Kapri	RB	5-11	203	23	4	Colorado State	Plainfield, Ill.	CFA-14	16-6-0-0	9
20	Booker, Devontae	RB	5-11	219	24	R	Utah	Sacramento, Calif.	CFA-14	1-0-0-0	10
67	Brenner, Sam	C/G	6-2	310	26	3	Utah	Oceanside, Calif.	W-15	0-0-0-0	11
4	Colquitt, Britton	P	6-3	205	31	8	Tennessee	Knoxville, Tenn.	W-15	3-0-0-11	12
93	Crick, Jared	DE	6-4	285	26	5	Nebraska	Cozad, Neb.	UFA-16	16-0-0-0	13
51	Davis, Todd	ILB	6-1	230	24	3	Sacramento State	Lawrence, Calif.	W-14	16-16-0-0	14
56	Day, Dillon	C	6-4	299	24	1	Mississippi State	West Monroe, La.	CFA-15	0-0-0-0	15
9	Dixon, Riley	P	6-4	22	22	R	Syracuse	Blossvale, N.Y.	DF-16	0-0-0-0	16
68	Dora, Vontarrus	OLB	6-4	256	23	R	Louisiana Tech	West Point, Miss.	CFA-16	0-0-0-0	17
37	Doss, Lorenzo	CB	5-11	187	22	2	Tulane	New Orleans	D5-15	6-0-0-10	19
53	Ferentz, James	C	6-2	285	27	2	Iowa	Iowa City, Iowa	W-15	14-0-2-0	20
16	Fowler, Bernie	WR	6-1	212	25	2	Michigan State	Bloomfield, Mich.	CFA-14	16-1-0-0	21
17	Garcia, Mose	WR	5-11	190	22	R	Florida	Memphis, Tenn.	CFA-16	0-0-0-0	22
76	Garcia, Max	TE	6-4	309	24	1	Pittsburgh	Norcross, Ga.	FA-16	16-5-0-0	23
83	Garnier, Manasseh	G	6-2	239	24	1	Georgia Southern	Atlanta	CFA-16	0-0-0-0	26
38	Glover, Antonio	SE	6-1	190	23	R	Georgia Tech	Atlanta	CFA-16	0-0-0-0	27
99	Gotsis, Adam	TE	6-4	287	23	R	Wisconsin	Brick, N.J.	FA-16	0-0-0-0	28
80	Graham, Garrett	DE	6-3	243	29	7	Texas A&M	DeSoto, Texas	FA-16	8-2-0-8	29
28	Gray, Cyrus	RB	5-10	206	26	6	Nevada	Tulare, Calif.	FA-16	0-0-0-0	30
85	Green, Virgil	TE	6-5	255	27	4	Nevada	DeSoto, Texas	FA-16	16-5-0-0	31
78	Hanson, Lars	T	6-8	308	23	5	Kansas	Bermuda Dunes, Calif.	CFA-11	0-0-0-0	32
25	Harris Jr., Chris	CB	5-10	199	27	5	Kansas	Bixby, Okla.	CFA-11	16-16-0-0	33
82	Heuerman, Jeff	TE	6-5	255	23	2	Ohio State	Naples, Fla.	D3-15	0-0-0-0	34
63	Heurtelou, Calvin	NT	6-2	306	23	R	Miami (Fla.)	Spring Valley, N.Y.	CFA-16	0-0-0-0	35
32	Hillman, Ronnie	RB	5-10	193	24	5	San Diego State	La Habra, Calif.	D3-12	16-10-0-0	36
33	Janovich, Andy	FB	6-1	238	23	R	Nebraska	Gretna, Neb.	D3-16	0-0-0-0	37
75	Jefferson, Cameron	T	6-5	317	24	1	Shepherd	Cleveland	CFA-16	0-0-0-0	38
69	Jenkins, Shanell	DE	6-3	281	22	R	Idaho	District Heights, M.D.	FA-16	0-0-0-0	39
33	Keo, Shilon	NT	5-11	205	26	5	California	Everett, Wash.	FA-15	4-0-0-0	40
98	Klugo, Darius	NT	6-3	319	24	2	Maryland	Charlotte, N.C.	D3-15	9-0-0-7	41
41	Kragen, Kyle	OLB	6-2	245	23	R	California	Danville, Calif.	CFA-16	0-0-0-0	42
84	Krieger-Coble, Henry	LS	6-1	250	25	1	Iowa	DeWitt, Iowa	CFA-16	0-0-0-0	43
82	Krieger-Coble, Henry	TE	6-4	248	24	R	Iowa	Mount Pleasant, Iowa	CFA-16	0-0-0-0	44
14	Latimer, Cody	WR	6-2	215	23	3	Indiana	Dayton, Ohio	CFA-16	14-1-0-2	45
30	Lowery, B.J.	CB	5-11	193	24	R	Iowa	Cincinnati	FA-16	0-0-0-0	46
12	Lynch, Paxton	QB	6-7	244	26	5	Memphis	San Antonio	D1-16	0-0-0-0	47
54	Marshall, Brandon	ILB	6-1	250	22	R	Nevada	Las Vegas	FA-13	16-16-0-0	48
60	McGovern, Connor	G	6-4	306	23	R	Missouri	Fargo, N.D.	D5-16	0-0-0-0	49





8	McManus, Brandon	K	6-3	201	24	3	Temple	Lansdale, Pa.	T-14	16-0-0-0	49	Nathan Theus.....LS
58	Miller, Von	OLB	6-3	250	27	6	Texas A&M	DeSoto, Texas	DT-11	16-16-0-0	50	Zare Anderson.....ILB
62	Moala, David	NT	6-1	311	23	R	Utah State	Gardena, Calif.	CFA-16	0-0-0-0	51	Todd Davis.....ILB
64	Murray, Justin	G	6-5	304	23	2	Cincinnati	Chicago	CFA-16	0-0-0-0	52	Cory Nelson.....C
70	Myers Jr., Robert	T	6-5	335	24	R	Tennessee	Chicago	FA-15	0-0-0-1	53	James Fergentz.....C
5	Neal, Durrion	WR	5-11	201	23	R	Oklahoma	St. Louis	CFA-16	0-0-0-0	54	Brandon Marshall.....ILB
72	Neary, Aaron	WR	6-4	301	23	R	Eastern Washington	Richland, Wash.	CFA-16	0-0-0-0	55	Dillon Day.....C
52	Nelson, Corey	ILB	6-1	226	24	3	Oklahoma	Dallas	DT-14	16-0-0-0	56	Shane Ray.....OLB
39	Nixon, Taurian	CB	5-10	187	25	3	Tulane	Baton Rouge, La.	DT-14	16-0-0-0	57	Dekoda Watson.....LB
46	Norman, Dwayne	ILB	6-0	230	22	R	Duke	Jacksonville, Fla.	DT-14	16-0-0-0	58	Von Miller.....OLB
11	Noword, Jordan	WR	5-11	180	20	2	Penn State	State College, Pa.	CFA-16	0-0-0-0	59	Sadat Sulleyman.....OLB
73	Okung, Russell	T	6-5	310	27	7	Oklahoma State	Richmond, Texas	FA-14	11-5-0-5	60	Connor McGovern.....C
61	Paradis, Matt	C	6-3	304	21	R	Boise State	Council, Idaho	CFA-16	13-13-0-3	61	Matt Paradis.....C
34	Parks, Will	S	6-1	194	21	R	Arizona	Philadelphia	DT-14	16-16-0-0	62	David Moala.....NT
90	Peko, Kyle	DT	6-1	305	22	4	Oregon State	La Habra, Calif.	CFA-16	0-0-0-0	63	Calvin Huerlelo.....NT
15	Posay, DeVler	WR	6-1	210	26	4	Ohio State	Cincinnati, Ohio	CFA-16	0-0-0-0	64	Justin Murray.....T
56	Ray, Shane	OLB	6-3	245	23	R	Missouri	Shawnee Mission, Kan.	DT-15	14-0-0-2	65	Eddie Yarbrough.....OLB
19	Raymond, Kalif	WR	5-9	160	21	R	Holy Cross	Lawrenceville, Ga.	CFA-16	0-0-0-0	66	Kyle Roberts.....C/G
68	Roberts, Kyle	T	6-6	305	24	1	Nevada	Sparks, Nev.	CFA-15	0-0-0-0	67	Sam Brenner.....OLB
29	Roby, Bradley	CB	5-11	194	24	3	Ohio State	Suwanee, Ga.	DT-14	16-0-0-0	68	Vontarius Dora.....OLB
27	Ross, Brandon	S	6-0	190	26	5	Youngstown State	Richmond, Va.	DT-14	1-0-0-0	69	Shanel Jenkins.....DE
74	Sanbrallo, Ty	OL	6-5	315	24	3	Colorado State	Watsonville, Calif.	D2-15	3-3-0-3	70	Robert Myers Jr.....G
6	Sanchez, Mark	QB	6-2	225	29	8	Southern California	Mission Viejo, Calif.	D2-15	4-2-12-0	71	Donald Stephenson.....T
10	Sanders, Emmanuel	WR	5-11	180	29	7	Southern Methodist	Belleville, Texas	UFA-14	15-15-0-1	72	Aaron Neary.....G
79	Schofield, Michael	T	6-6	301	25	3	Michigan	Orland Park, Ill.	D3-14	13-13-2-1	73	Russell Okung.....T
47	Shannon, Frank	ILB	6-1	229	23	R	Oklahoma	Dallas	CFA-16	0-0-0-0	74	Ty Sanbrallo.....OL
13	Siemian, Trevor	QB	6-3	220	24	2	Northwestern	Windermere, Fla.	D7a-15	1-0-5-10	75	Cameron Jefferson.....T
31	Simmons, Justin	S	6-2	202	22	2	Boston College	Manassas, Va.	D3-16	0-0-0-0	76	Max Garcia.....G
71	Stephenson, Donald	T	6-6	312	28	5	Oklahoma	Kansas City, Mo.	UFA-16	16-7-0-0	77	Darron Veens.....G
26	Stewart, Darian	S	5-11	214	27	R	South Carolina	Huntsville, Ala.	CFA-15	15-13-0-1	78	Lars Hanson.....T
59	Sulleyman, Sadat	OLB	6-0	254	23	7	Portland State	Accra, Ghana	UFA-16	0-0-0-0	79	Michael Schofield.....T
21	Talib, Aqib	CB	6-0	205	30	9	Kansas	Richardson, Texas	UFA-14	15-15-0-0	80	Garrett Graham.....TE
87	Taylor, Jordan	WR	6-1	210	24	1	Rice	Sherman, Texas	CFA-15	0-0-0-0	81	Jeff Heueman.....TE
97	Taylor, Phil	NT	6-3	335	28	5	Baylor	Gilmer, Md.	FA-16	0-0-0-0	82	Manasseh Garner.....TE
49	Theus, Nathan	LS	6-3	238	23	R	Georgia Tech	Jacksonville, Fla.	CFA-16	0-0-0-0	83	Henry Krieger-Coble.....TE
88	Thomas, Demaryius	WR	6-3	229	28	7	Georgia Tech	Montrose, Ga.	D1a-10	16-16-0-0	84	Kenny Annunike.....DE
40	Thompson, Juwan	RB	5-11	225	24	3	Duke	Fairburn, Ga.	CFA-14	15-1-0-1	85	Sylvester Williams.....NT
45	Tidwell, John	CB	6-0	191	23	R	Sioux Falls	Aurora, Colo.	CFA-16	0-0-0-0	86	Jared Crick.....DE
96	Walker, Vance	DE	6-2	305	29	8	Georgia Tech	Fort Mill, S.C.	FA-15	15-4-0-1	87	Demaryius Thomas.....WR
43	Ward, T.J.	S	5-10	200	29	7	Oregon	Concord, Calif.	UFA-14	12-12-0-3	88	Kyle Peko.....DT
94	Ware, DaMarcus	OLB	6-4	258	33	12	Troy	Auburn, Ala.	UFA-14	11-10-0-5	89	Kenny Annunike.....DE
57	Watson, Dekoda	LB	6-2	240	28	7	Florida State	Opalocka, Fla.	CFA-16	3-0-0-0	90	Sylvester Williams.....NT
36	Webster, Kayvon	CB	5-11	198	26	4	South Florida	Aiken, S.C.	DT-13	15-0-0-1	91	Jared Crick.....DE
77	Weems, Darrion	T	6-5	310	27	4	Oregon	Winnemka, Calif.	FA-16	0-0-0-0	92	Derek Wolfe.....OLB
92	Williams, Sylvester	NT	6-2	313	27	4	North Carolina	Jefferson City, Mo.	DT-13	15-15-0-1	93	Derek Wolfe.....DE
95	Wolfe, Derek	DE	6-5	285	26	5	Cincinnati	Lisbon, Ohio	D2a-12	12-12-0-0	94	Phil Taylor.....DE
65	Yarbrough, Eddie	OLB	6-3	259	23	R	Wyoming	Aurora, Colo.	CFA-16	0-0-0-0	95	Phil Taylor.....NT
											98	Darius Kligo.....DE
											99	Adam Gotsis.....NT

KEY: CFA-college free agent; D-drafted; FA-acquired as free agent; RFA-acquired as restricted free agent; UFA-acquired as unrestricted free agent; T-trade; W-waivers.

# BRONCOS BREAKDOWN BY POSITION

Players listed alphabetically

## OFFENSE

### QUARTERBACK

Paxton Lynch  
Mark Sanchez  
Trevor Siemian

### RUNNING BACK

C.J. Anderson  
Kapri Bibbs  
*Devontae Booker*  
Cyrus Gray  
Ronnie Hillman  
*Andy Janovich (FB)*  
Juwan Thompson

### TIGHT END

*Manasseh Garner*  
Garrett Graham  
Virgil Green  
Jeff Heurman  
*Henry Krieger-Coble*

### WIDE RECEIVER

*Bralon Addison*  
Bennie Fowler  
*Mose Frazier*  
Cody Latimer  
*Durron Neal*  
Jordan Norwood  
DeVier Posey  
*Kalif Raymond*  
Emmanuel Sanders  
*Jordan Taylor*  
Demaryius Thomas

### OFFENSIVE LINE

Sam Brenner  
*Dillon Day*  
James Ferentz  
Max Garcia  
*Lars Hanson*  
*Cameron Jefferson*  
*Connor McGovern*  
*Justin Murray*  
Robert Myers Jr.  
*Aaron Neary*  
Russell Okung  
Matt Paradis  
*Kyle Roberts*  
Ty Sambrailo  
Michael Schofield  
Donald Stephenson  
Darrien Weems

## DEFENSE

### DEFENSIVE LINE

Kenny Anunike  
Jared Crick  
*Adam Gotsis*  
*Calvin Heurtelou*  
*Shaneil Jenkins*  
Darius Kilgo  
*David Moala*  
*Kyle Peko*  
Phil Taylor  
Vance Walker  
Sylvester Williams  
Derek Wolfe

### LINEBACKER

*Zaire Anderson*  
Shaquil Barrett  
Todd Davis  
*Vontarrius Dora*  
*Kyle Kragen*  
Brandon Marshall  
Von Miller  
Corey Nelson  
*Dwayne Norman*  
Shane Ray  
*Frank Shannon*  
*Sadat Sulleyman*  
DeMarcus Ware  
Dekoda Watson  
*Eddie Yarbrough*

### CORNERBACK

Lorenzo Doss  
Chris Harris Jr.  
*B.J. Lowery*  
Taurean Nixon  
Bradley Roby  
Aqib Talib  
*John Tidwell*  
Kayvon Webster

### SAFETY

*Antonio Glover*  
Shiloh Keo  
*Will Parks*  
Brandian Ross  
*Justin Simmons*  
Darian Stewart  
T.J. Ward

## SPECIAL TEAMS

### PLACE KICKER

Brandon McManus

### PUNTER

Britton Colquitt  
*Riley Dixon*

### SNAPPER

*Casey Kreiter*  
*Nathan Theus*

*Rookies and first-year players are displayed in italics*  
Position assignments are tentative as of July 1, 2016.

## PRONUNCIATION GUIDE

Kenny **Anunike** (AN-uh-NICK-ee)  
**Kapri** Bibbs (kuh-PREE)  
James **Ferentz** (FAIR-ins)  
**Mose** Frazier (MOZE)  
**Manasseh** Garner (muh-NESS-uh)  
Jeff **Heurman** (higherman)  
Calvin **Heurtelou** (HURT-eh-LOO)  
**Shiloh** Keo (SHY-lo KAY-oh)

David **Moala** (moe-AH-la)  
**Durron** Neal (DUHR-ron)  
**Taurean** Nixon (torian)  
Russell **Okung** (oh-KOONG)  
Matt **Paradis** (PARE-uh-diss)  
Kyle **Peko** (PECK-oh)  
**DeVier** Posey (duh-VEER)  
**Brandian** Ross (Brandon)

Ty **Sambrailo** (sam-BRYE-lo)  
Michael **Schofield** (SKO-field)  
Trevor **Siemian** (sim-EE-in)  
**Sadat Sulleyman** (suh-DOT SOO-lay-mon)  
**Aqib** Talib (UH-keeb TUH-leeб)  
Nathan **Theus** (THEE-us)  
**Demaryius** Thomas (duh-MARE-ee-us)  
Eddie **Yarbrough** (YAR-bro)

# BRONCOS ROSTER BY EXPERIENCE

No.	NAME	Pos.	Ht.	Wt.	Age	Exp.	COLLEGE	HOMETOWN	How Acc.
94	DeMarcus Ware	OLB	6-4	258	33	12	Troy	Auburn, Ala.	UFA-'14
21	Aqib Talib	CB	6-1	205	30	9	Kansas	Richardson, Texas	UFA-'14
4	Britton Colquitt	P	6-3	205	31	8	Tennessee	Knoxville, Tenn.	FA-'09
6	Mark Sanchez	QB	6-2	225	29	8	Southern California	Mission Viejo, Calif.	T-'16
96	Vance Walker	DE	6-2	305	29	8	Georgia Tech	Fort Mill, S.C.	FA-'15
10	Emmanuel Sanders	WR	5-11	180	29	7	Southern Methodist	Belville, Texas	UFA-'14
11	Jordan Norwood	WR	5-11	180	29	7	Penn State	State College, Pa.	FA-'14
26	Darian Stewart	S	5-11	214	27	7	South Carolina	Huntsville, Ala.	UFA-'15
43	T.J. Ward	S	5-10	200	29	7	Oregon	Concord, Calif.	UFA-'14
57	Dekoda Watson	LB	6-2	240	28	7	Florida State	Aiken, S.C.	UFA-'16
73	Russell Okung	T	6-5	310	27	7	Oklahoma State	Richmond, Texas	UFA-'16
80	Garrett Graham	TE	6-3	243	29	7	Wisconsin	Brick, N.J.	FA-'16
88	Demaryius Thomas	WR	6-3	229	28	7	Georgia Tech	Montrose, Ga.	D1a-'10
58	Von Miller	OLB	6-3	250	27	6	Texas A&M	DeSoto, Texas	D1-'11
25	Virgil Green	TE	6-5	255	27	6	Nevada	Tulare, Calif.	D7a-'11
23	Ronnie Hillman	RB	5-10	195	24	5	San Diego State	La Habra, Calif.	D3-'12
25	Chris Harris Jr.	CB	5-10	199	27	5	Kansas	Bixby, Okla.	CFA-'11
27	Brandon Ross	S	6-0	190	26	5	Youngstown State	Richmond, Va.	UFA-'16
33	Shiloh Keo	S	5-11	205	28	5	Idaho	Everett, Wash.	FA-'15
54	Brandon Marshall	ILB	6-1	250	26	5	Nevada	Las Vegas	FA-'13
71	Donald Stephenson	T	6-6	312	28	5	Oklahoma	Kansas City, Mo.	UFA-'16
93	Jared Crick	DE	6-4	285	26	5	Nebraska	Cozad, Neb.	UFA-'16
95	Derek Wolfe	DE	6-5	285	26	5	Cincinnati	Lisbon, Ohio	D2a-'12
97	Phil Taylor	NT	6-3	335	28	5	Baylor	Clinton, Md.	FA-'16
15	DeVier Posey	WR	6-1	210	26	3	Ohio State	Cincinnati, Ohio	FA-'16
22	C.J. Anderson	RB	5-8	224	25	4	California	Vallejo, Calif.	CFA-'13
28	Cyrus Gray	TB	5-10	206	26	3	Texas A&M	DeSoto, Texas	FA-'16
36	Kayvon Webster	CB	5-11	198	25	4	South Florida	Opa-locka, Fla.	D3-'13
67	Sam Brenner	C	6-2	310	26	4	Utah	Oceanside, Calif.	W-'15
77	Darrion Weems	T	6-5	310	27	4	Oregon	Winnemka, Calif.	FA-'16
92	Sylvester Williams	NT	6-2	313	27	4	North Carolina	Jefferson City, Mo.	D1-'13
8	Brandon McManus	K	6-3	201	24	3	Temple	Lansdale, Pa.	FA-'14
14	Cody Latimer	WR	6-2	215	23	3	Indiana	Dayton, Ohio	D2-'14
29	Bradley Roby	CB	5-11	194	24	3	Ohio State	Suwanee, Ga.	D1-'14
40	Juwan Thompson	RB	5-11	225	24	3	Duke	Fairburn, Ga.	CFA-'14
48	Shaquil Barrett	OLB	6-2	250	23	3	Colorado State	Baltimore, Md.	CFA-'14
51	Todd Davis	ILB	6-1	230	24	3	Sacramento State	Lancaster, Calif.	W-'14
52	Corey Nelson	ILB	6-1	226	24	3	Oklahoma	Dallas	D7-'14
79	Michael Schofield	T	6-6	301	25	3	Michigan	Orland Park, Ill.	D3-'14
91	Kenny Anunike	DE	6-5	275	26	3	Duke	Galena, Ohio	CFA-'14
13	Trevor Siemian	QB	6-3	220	24	2	Northwestern	Windermere, Fla.	D7a-'15
16	Bennie Fowler	WR	6-1	212	25	2	Michigan State	Bloomfield, Mich.	CFA-'14
35	Kapri Bibbs	RB	5-11	203	23	2	Colorado State	Plainfield, Ill.	CFA-'14
37	Lorenzo Doss	CB	5-11	187	22	2	Tulane	New Orleans	D5-'15
39	Taurean Nixon	CB	5-10	187	25	2	Tulane	Baton Rouge, La.	D7b-'15
53	James Ferentz	C	6-2	285	27	2	Iowa	Iowa City, Iowa	W-'15
56	Shane Ray	OLB	6-3	245	23	2	Missouri	Shawnee Mission, Kan.	D1-'15
61	Matt Paradis	G	6-3	300	26	2	Boise State	Council, Idaho	D6-'14
70	Robert Myers Jr.	G	6-5	335	24	2	Tennessee State	Chicago	FA-'15
76	Max Garcia	G	6-4	309	24	2	Florida	Norcross, Ga.	D4-'15
74	Ty Sambrailo	OL	6-5	315	24	2	Colorado State	Watsonville, Calif.	D2-'15
82	Jeff Heurman	TE	6-5	255	23	2	Ohio State	Naples, Fla.	D3-'15
98	Darius Kilgo	NT	6-3	319	24	2	Maryland	Charlotte, N.C.	D6-'15
42	Casey Kreiter	LS	6-1	250	25	1	DeWitt, Iowa	DeWitt, Iowa	FA-'16
50	Zaire Anderson	ILB	5-11	220	23	1	Nebraska	Philadelphia	CFA-'15
55	Dillon Day	C	6-4	299	24	1	Mississippi State	West Monroe, La.	CFA-'15
66	Kyle Roberts	T	6-6	305	24	1	Nevada	Sparks, Nev.	CFA-'15
75	Cameron Jefferson	T	6-5	317	24	1	Arkansas	Cleveland	FA-'15
83	Manasseh Garner	TE/FB	6-2	239	24	1	Pittsburgh	Pittsburgh	FA-'16
87	Jordan Taylor	WR	6-5	210	24	1	Rice	Sherman, Texas	CFA-'15
2	Bralon Addison	WR	5-9	197	22	R	Oregon	Missouri City, Texas	CFA-'16
5	Durrone Neal	WR	5-11	201	23	R	Oklahoma	St. Louis	CFA-'16
9	Riley Dixon	P	6-4	22	22	R	Syracuse	Blossvale, N.Y.	D7-'16
12	Paxton Lynch	QB	6-7	244	22	R	Memphis	San Antonio	D1-'16
17	Moss Frazier	WR	5-11	190	22	R	Memphis	Memphis, Tenn.	CFA-'16
19	Kalif Raymond	WR	5-9	160	21	R	Holy Cross	Lawrenceville, Ga.	CFA-'16
20	Devontae Booker	RB	5-11	219	24	R	Utah	Sacramento, Calif.	D4-'16
30	B.J. Lowery	CB	5-11	193	24	R	Iowa	Cincinnati	FA-'16
31	Justin Simmons	S	6-2	202	22	R	Boston College	Manassas, Va.	D3-'16
32	Andy Janovich	FB	6-1	238	23	R	Nebraska	Gretna, Neb.	D6a-'16
34	Will Parks	S	6-1	194	21	R	Arizona	Philadelpha	D6b-'16
38	Antonio Glover	S	6-1	190	23	R	Georgia Southern	Atlanta	CFA-'16
41	Kyle Kragen	OLB	6-2	245	23	R	California	Danville, Calif.	CFA-'16
45	John Tidwell	CB	6-0	191	23	R	Sioux Falls	Aurora, Colo.	CFA-'16
46	Dwayne Norman	ILB	6-0	230	22	R	Duke	Jacksonville, Fla.	CFA-'16
47	Frank Shannon	ILB	6-1	229	23	R	Oklahoma	Dallas	CFA-'16
49	Nathan Theus	LS	6-3	238	23	R	Georgia	Jacksonville, Fla.	CFA-'16
59	Sadat Sulleyman	OLB	6-0	254	23	R	Portland State	Accra, Ghana	CFA-'16
60	Connor McGovern	G	6-4	306	23	R	Missouri	Fargo, N.D.	D5-'16
62	David Moala	NT	6-1	311	23	R	Utah State	Gardena, Calif.	CFA-'16
63	Calvin Heurtelou	NT	6-2	306	23	R	Miami (Fla.)	Spring Valley, N.Y.	CFA-'16
64	Justin Murray	T	6-5	304	23	R	Cincinnati	Cincinnati	CFA-'16
65	Eddie Yarbrough	OLB	6-3	259	23	R	Wyoming	Aurora, Colo.	CFA-'16
68	Vontarius Dora	OLB	6-4	256	23	R	Louisiana Tech	West Point, Miss.	CFA-'16
69	Shanel Jenkins	DE	6-3	281	22	R	Shepherd	District Heights, M.D.	CFA-'16
72	Aaron Neary	G	6-4	301	23	R	Eastern Washington	Richland, Wash.	CFA-'16
78	Lars Hanson	T	6-8	308	23	R	Sacramento State	Bernuda Dunes, Calif.	CFA-'16
84	Henry Krieger-Coble	TE	6-4	248	24	R	Iowa	Mount Pleasant, Iowa	CFA-'16
90	Kyle Peko	DT	6-1	305	22	R	Oregon State	La Habra, Calif.	CFA-'16
99	Adam Gotsis	DE	6-4	287	23	R	Georgia Tech	Melbourne, Australia	D2-'16



## HOW THE BRONCOS ARE BUILT

YEAR	DRAFT/COLLEGE FREE AGENT	FREE AGENT/WAIVERS	TRADE
<b>2009</b> 8-8 (2nd AFC West)		P Britton Colquitt	
<b>2010</b> 4-12 (4th AFC West)	WR Demaryius Thomas (D-1a)		
<b>2011</b> 8-8 (1st AFC West)	TE Virgil Green (D-7a) CB Chris Harris Jr. (CFA) OLB Von Miller (D-1)		
<b>2012</b> 13-3 (1st AFC West)	RB Ronnie Hillman (D-3) DE Derek Wolfe (D-2a)		
<b>2013</b> 13-3 (1st AFC West)	RB C.J. Anderson (CFA) CB Kayvon Webster (D-3) NT Sylvester Williams (D-1)	LB Brandon Marshall	
<b>2014</b> 12-4 (1st AFC West)	DE Kenny Anunike (CFA) OLB Shaquil Barrett (CFA) RB Kapri Bibbs (CFA) WR Bennie Fowler (CFA) WR Cody Latimer (D-2) ILB Corey Nelson (D-7) C Matt Paradis (D-6) CB Bradley Roby (D-1) T Michael Schofield (D-3) RB Juwan Thompson (CFA)	ILB Todd Davis (W-N.O.) K Brandon McManus (W-NYG) WR Jordan Norwood WR Emmanuel Sanders CB Aqib Talib S T.J. Ward OLB DeMarcus Ware	
<b>2015</b> 12-4 (1st AFC West)	ILB Zaire Anderson C Dillon Day (CFA) CB Lorenzo Doss (Rd. 5) C/G Max Garcia (Rd. 4) TE Jeff Heuerman (Rd. 3) NT Darius Kilgo (Rd. 6) CB Taurean Nixon (Rd. 7b) OLB Shane Ray (Rd. 1) T Kyle Robers (CFA) G Ty Sambrailo (Rd. 2) QB Trevor Siemian (Rd. 7a) WR Jordan Taylor (CFA)	C Sam Brenner (W-Mia.) C James Ferentz (W-Hou.) S Shiloh Keo T Cameron Jefferson G Robert Myers Jr. S Darian Stewart DE Vance Walker	
<b>2016</b>	WR Bralon Addison (CFA) RB Devonte Booker (Rd. 4) P Riley Dixon (Rd. 7) OLB Vontarrius Dora (CFA) WR Mose Frazier (CFA) S Antonio Glover (CFA) DE Adam Gotsis (Rd. 2) T Lars Hansom (CFA) NT Calvin Heurtelou (CFA) FB Andy Janovich (Rd. 6a) DE Shanelle Jenkins (CFA) OLB Kyle Kragen (CFA) TE Henry Kreiger-Coble (CFA) QB Paxton Lynch (Rd. 1) G Connor McGovern (Rd. 5) NT David Moala (CFA) T John Murray (CFA) WR Durrion Neal (CFA) G Aaron Neary (CFA) ILB Dwayne Norman (CFA) S Will Parks (Rd. 6b) NT Kyle Peko (CFA) WR Kalif Raymond (CFA) ILB Frank Shannon (CFA) S Justin Simmons (Rd. 3) OLB Sadat Sulleyman (CFA) LS Nathan Theus (CFA) CB John Tidwell (CFA) OLB Eddie Yarbrough (CFA)	DE Jared Crick TE Manasseh Garner TE Garrett Graham RB Cyrus Gray LS Casey Kreiter CB B.J. Lowery T Russell Okung WR DeVier Posey S Brandian Ross T Donald Stephenson NT Phil Taylor LB Dekoda Watson T Darion Weems	QB Mark Sanchez (Phi.)

## BRONCOS TRANSACTIONS (8/2/15-5/16/16)

### BY DATE

8/2/15	Signed T Charles Sweeton		Waived RB Montee Ball
8/3/15	Signed WR Corbin Louks		Waived C Gino Gradkowski
	Waived/Injured T Connor Rains		Signed ILB Zaire Anderson to practice squad
8/4/15	Placed T Connor Rains on injured reserve		Signed C Dillon Day to practice squad
8/6/15	Signed Sione Fua		Signed DE Chuka Ndulue to practice squad
	Waived P Karl Schmitz		Signed OLB Danny Mason to practice squad
	Waived T Connor Rains from injured reserve		Signed CB Taurean Nixon to practice squad
8/10/15	Claimed T Matt Hall off waivers (Ind.)	9/7/15	Signed WR Jordan Taylor to practice squad
	Waived WR David Porter		Signed RB Kapri Bibbs to practice squad
8/13/15	Waived T Matt Hall		Signed TE Arthur Lynch to practice squad
8/14/15	Claimed P Spencer Lanning off waivers (T.B.)		Signed T Kyle Roberts to practice squad
8/20/15	Claimed TE Jake Murphy off waivers (Cin.)	9/15/15	Signed DE George Uko to practice squad
	Placed NT Marvin Austin Jr. on injured reserve	9/22/15	Waived CB Curtis Marsh
8/20/15	Claimed TE Jake Murphy off waivers (Cin.)	9/23/15	Waived DE Chuka Ndulue
8/26/15	Signed G Evan Mathis	9/29/15	Signed DE Deandre Coleman to practice squad
	Released K Connor Barth		Waived OLB Danny Mason
8/26/15	Signed TE Dan Light	10/1/15	Signed T Antonio Johnson to practice squad
	Waived WR Solomon Patton		Waived S Josh Bush
8/31/15	Traded T Chris Clark to Houston for 2016 draft choice	10/10/15	Signed T Tyler Polumbus
	Placed TE Jeff Heuerman on injured reserve	10/14/15	Released TE/FB James Casey
	Released ILB Reggie Walker		Signed TE Richard Gordon
	Waived CB Tervin Brandon	10/17/15	Waived TE Mitchell Henry
	Waived G Andre Davis		Signed RB Kapri Bibbs to active roster
	Waived TE/FB Joe Don Duncan	10/19/15	Released TE Richard Gordon
	Waived QB Zac Dysert		Signed TE Richard Gordon
	Waived P Spencer Lanning	10/21/15	Released RB Kapri Bibbs
	Waived S Ross Madison	10/27/15	Signed RB Kapri Bibbs to practice squad
	Waived TE Jake Murphy	11/2/15	Released Marvin Austin Jr. from injured reserve
	Waived RB Jeremy Stewart	11/3/15	Acquired TE Vernon Davis via trade from S.F.
	Waived OLB Chase Vaughn		Placed T Ty Sambrailo on injured reserve
9/1/15	Waived TE Dan Light		Signed S Ryan Murphy to practice squad
	Waived OLB Danny Mason	11/18/15	Waived DE Deandre Coleman
	Waived WR Nathan Palmer		Released G Shelley Smith
9/5/15	Released CB Tony Carter	11/25/15	Claimed G/C Sam Brenner off waivers (Mia.)
	Released NT Sione Fua		Signed QB Christian Ponder
	Waived ILB Zaire Anderson	12/1/15	Placed DE Kenny Anunike on injured reserve
	Waived ILB Lamin Barrow		Signed S Josh Bush
	Waived RB Kapri Bibbs		Released TE Richard Gordon
	Waived WR Isaiah Burse	12/2/15	Released TE Aaron Lynch
	Waived C Dillon Day	12/8/15	Signed TE Dan Light to practice squad
	Waived S Josh Furman		Signed T Cameron Jefferson to practice squad
	Waived G Ben Garland		Released QB Christian Ponder
	Waived TE Marcel Jensen	12/9/15	Waived T Antonio Johnson
	Waived ILB Steven Johnson	12/22/15	Signed S Shiloh Keo
	Waived TE Dominique Jones		Signed S Shaun Prater
	Waived WR Corbin Louks	12/29/15	Placed S David Burton Jr. on injured reserve
	Waived DE Chuka Ndulue	12/30/15	Released S Shaun Prater
	Waived CB Taurean Nixon	1/4/16	Signed G Robert Myers Jr.
	Waived OLB Gerald Rivers		Signed WR Jace Davis to future contract
	Waived T Kyle Roberts		Signed RB Cyrus Gray to future contract
	Waived T Charles Sweeton		Signed DB B.J. Lowery to future contract
	Waived WR Jordan Taylor	1/12/16	Signed WR DeVier Posey to future contract
	Waived DE Josh Watson		Signed TE Manasseh Garner to future contract
9/6/15	Claimed C James Ferentz off waivers (Hou.)		Signed P Will Johnson to future contract
	Claimed TE Mitchell Henry off waivers (G.B.)		Signed T Darrian Weems to future contract

## BRONCOS TRANSACTIONS, CONT.

1/19/16	Placed S Omar Bolden on injured reserve	5/12/16	Signed FB Andy Janovich (draft choice)
	Signed CB Taurean Nixon to active roster		Signed S Will Parks (draft choice)
1/25/16	Waived TE Dan Light	5/13/16	Signed S Justin Simmons (draft choice)
	Signed TE Nick Kasa to practice squad		Signed RB Devontae Booker (draft choice)
2/10/16	Signed ILB Zaire Anderson to future contract	5/16/16	Signed LB Dekoda Watson
	Signed RB Kapri Bibbs to future contract		Signed G Connor McGovern (draft choice)
	Signed C Dillon Day to future contract	5/25/16	Signed DE Adam Gotsis (draft choice)
	Signed T Cameron Jefferson to future contract	6/11/16	Signed QB Paxton Lynch (draft choice)
	Signed TE Nick Kasa to future contract		
	Signed S Ryan Murphy to future contract		
	Signed T Kyle Roberts to future contract		
	Signed WR Jordan Taylor to future contract		
	Signed DE George Uko to future contract		
	Waived WR Jace Davis		
2/22/16	Signed TE Richard Gordon		
	Signed NT Phil Taylor		
3/8/16	Released TE Owen Daniels		
	Released LS Aaron Brewer		
	Released G Louis Vasquez		
3/9/16	Signed T Donald Stephenson		
3/11/16	Acquired QB Mark Sanchez via trade (New York Jets)		
3/17/16	Signed T Russell Okung		
4/6/16	Signed DE Jared Crick		
4/7/16	Signed LS Casey Kreiter		
4/10/16	Traded T Ryan Clady to NYJ for 2016 draft choice		
4/13/16	Waived DE George Uko		
4/14/16	Waived TE Nick Kasa		
4/18/16	Signed S Brandian Ross		
4/25/16	Signed TE Garrett Graham		
5/2/16	Waived P Will Johnson		
	Waived S Ryan Murphy		
5/4/16	Released TE Richard Gordon		
5/6/16	Signed WR Bralon Addison (CFA)		
	Signed OLB Vontarrius Dora (CFA)		
	Signed WR Mose Frazier (CFA)		
	Signed S Antonio Glover (CFA)		
	Signed T Lars Hanson (CFA)		
	Signed NT Calvin Heurtelou (CFA)		
	Signed DE Shaneil Jenkins (CFA)		
	Signed OLB Kyle Kragen (CFA)		
	Signed TE Henry Krieger-Coble (CFA)		
	Signed NT David Moala (CFA)		
	Signed T Justin Murray (CFA)		
	Signed WR Durrone Neal (CFA)		
	Signed G Aaron Neary (CFA)		
	Signed OLB Dwayne Norman (CFA)		
	Signed TE Anthony Norris (CFA)		
	Signed NT Kyle Peko (CFA)		
	Signed WR Kalif Raymond (CFA)		
	Signed ILB Frank Shannon (CFA)		
	Signed OLB Sadat Sulleyman (CFA)		
	Signed LS Nathan Theus (CFA)		
	Signed CB John Tidwell (CFA)		
	Signed OLB Eddie Yarbrough (CFA)		
5/10/16	Waived TE Anthony Norris		
5/11/16	Signed P Riley Dixon (draft choice)		

### BY PLAYER

#### ADDISON, Bralon — WR

5/6/16 Signed

#### ANDERSON, Zaire — ILB

9/5/15 Waived

9/6/15 Signed to practice squad

2/10/15 Signed to future contract

#### ANUNIKE, Kenny — DE

11/25/15 Placed on injured reserve

#### AUSTIN, Marvin — NT

10/27/15 Released from injured reserve

#### BALL, Montee — RB

9/6/15 Waived

#### BARROW, Lamin — ILB

9/5/15 Waived

#### BARTH, Connor — K

8/26/15 Released

#### BIBBS, Kapri — RB

9/5/15 Waived

10/17/15 Signed to active roster

10/19/15 Waived

10/21/15 Signed to practice squad

2/10/16 Signed to future contract

#### BOLDEN, Omar — S

1/19/16 Placed on injured reserve

#### BOOKER, Devontae — RB

5/13/16 Signed

#### BRANDON, Tevrin — CB

8/31/15 Waived

#### BRENNER, Sam — G/C

11/18/15 Claimed off waivers (Mia.)

#### BREWER, Aaron — LS

3/8/16 Released

#### BRUTON JR., David — S

12/22/15 Placed on injured reserve

#### BURSE, Isaiah — WR

9/5/15 Waived

#### BUSH, Josh — S

10/1/15 Waived

12/1/15 Signed

#### CARTER, Tony — CB

9/5/15 Released

#### CASEY, James — TE/FB

10/10/15 Released

#### CLADY, Ryan — T

4/10/16 Traded to N.Y. Jets

#### CLARK, Chris — T

8/31/15 Traded to Houston

**COLEMAN, Deandre — DE**

9/23/15 Signed to practice squad  
11/3/15 Waived

**CRICK, Jared — DE**

4/6/16 Signed

**DANIELS, Owen — TE**

3/8/16 Released

**DAVIS, Andre — G**

8/31/15 Waived

**DAVIS, Jace — WR**

1/4/16 Signed to future contract  
2/10/16 Waived

**DAVIS, Vernon — TE**

11/2/15 Acquired via trade from S.F.

**DAY, Dillon — C**

9/5/15 Waived  
9/6/15 Signed to practice squad  
2/10/15 Signed to future contract

**DIXON, Riley — P**

5/11/16 Signed (draft choice)

**DORA, Vontarrius — OLB**

5/6/16 Signed

**DUNCAN, Joe Don — TE/FB**

8/31/15 Waived

**DYSERT, Zac — QB**

8/31/15 Waived

**FERENTZ, James — C**

9/6/15 Claimed off waivers (Hou.)

**FRAZIER, Mose — WR**

5/6/16 Signed

**FUA, Sione — NT**

8/6/15 Signed  
9/5/15 Released

**FURMAN, Josh — CB**

9/5/15 Waived

**GARLAND, Ben — G**

9/5/15 Waived

**GARNER, Manasseh — TE**

1/12/16 Signed to future contract

**GLOVER, Antonio — S**

5/6/16 Signed

**GORDON, Richard — TE**

10/14/15 Signed  
10/17/15 Released  
10/19/15 Signed  
12/1/15 Released  
2/22/16 Signed  
5/4/16 Released

**GOTSIS, Adam — DE**

5/25/16 Signed

**GRADKOWSKI, Gino — C/G**

9/6/15 Waived

**GRAHAM, Garrett — TE**

4/25/16 Signed

**GRAY, Cyrus — RB**

1/4/16 Signed to future contract

**HALL, Matt — OT**

8/10/15 Claimed off waivers (Ind.)  
8/13/15 Waived

**HANSON, Lars — T**

5/6/16 Signed

**HENRY, Mitchell — TE**

9/6/15 Claimed off waivers (G.B.)  
10/14/15 Waived

**HEUERMAN, Jeff — TE**

8/31/15 Placed on injured reserve

**HEURTELOU, Calvin — NT**

5/6/16 Signed

**JANOVICH, Andy — FB**

5/12/16 Signed

**JEFFERSON, Cameron — T**

12/8/15 Signed to practice squad  
2/10/16 Signed to future contract

**JENKINS, Shaneil — DE**

5/6/16 Signed

**JENSEN, Marcel — TE**

9/5/15 Waived

**JOHNSON, Antonio — T**

9/29/15 Signed to practice squad  
12/8/15 Waived

**JOHNSON, Will — P**

1/12/16 Signed to future contract  
5/2/16 Waived

**JONES, Dominique — TE**

9/5/15 Waived

**KASA, Nick — TE**

1/25/16 Signed to practice squad  
2/10/16 Signed to future contract  
4/14/16 Waived

**KEO, Shiloh — S**

12/9/15 Signed

**KREIGER-COBLE, Henry — TE**

5/6/16 Signed

**KREITER, Casey — SNP**

4/7/16 Signed

**LANNING, Spencer — P**

8/14/15 Claimed off waivers (T.B.)  
8/31/15 Waived

**LIGHT, Dan — TE**

8/28/15 Signed  
9/1/15 Waived  
12/2/15 Signed to practice squad  
1/25/16 Waived

**LOUKS, Corbin — WR**

8/3/15 Signed  
9/5/15 Waived

**LOWERY, B.J. — DB**

1/4/16 Signed to future contract

**LYNCH, Arthur — TE**

9/7/15 Signed to practice squad  
12/1/15 Released

**LYNCH, Paxton — QB**

6/11/16 Signed

**MADISON, Ross — S**

8/31/15 Waived

**MARSH, Curtis — CB**

9/15/15 Waived

**MASON, Danny — LB**

9/1/15 Waived  
9/6/15 Signed to practice squad  
9/29/15 Waived



# BRONCOS TRANSACTIONS, CONT.

## MATHIS, Evan — G

8/26/15 Signed

## MOALA, David — NT

5/6/16 Signed

## MURPHY, Jake — TE

8/20/15 Claimed off waivers (Cin.)

8/31/15 Waived

## MURPHY, Ryan — S

11/3/15 Signed to practice squad

2/10/16 Signed to future contract

5/2/16 Waived

## MURRAY, Justin — T

5/6/16 Signed

## MYERS Jr., Robert — G

12/30/15 Signed

## NDULUE, Chuka — NT

9/5/15 Waived

9/6/15 Signed to practice squad

9/22/15 Waived

## NEAL, Durren — WR

5/6/16 Signed

## NEARY, Aaron — G

5/6/16 Signed

## NIXON, Taurean — CB

9/6/15 Signed to practice squad

1/19/16 Signed to active roster

## NORMAN, Dwayne — OLB

5/6/16 Signed

## NORRIS, Anthony — TE

5/6/16 Signed

5/10/16 Waived

## OKUNG, Russell — T

3/17/16 Signed

## PALMER, Nathan — WR

9/1/15 Waived

## PARKS, Will — S

5/12/16 Signed (draft choice)

## PATTON, Solomon — WR

8/28/15 Waived

## PEKO, Kyle — NT

5/6/16 Signed

## POLUMBUS, Tyler — T

10/1/15 Signed

## PONDER, Christian — QB

11/25/15 Signed

12/8/15 Released

## PORTER, David — WR

8/10/15 Waived

## POSEY, DeVier — WR

1/4/16 Signed to future contract

## PRATER, Shaun — S

12/22/15 Signed

12/29/15 Released

## RAINS, Connor — T

8/4/15 Placed on injured reserve

8/6/15 Waived from injured/reserve

## RAYMOND, Kalif — WR

5/6/16 Signed

## RIVERS, Gerald — OLB

9/5/15 Waived

## ROBERTS, Kyle — T

9/5/15 Waived

9/7/15 Signed to practice squad

2/10/16 Signed to future contract

## ROSS, Brandian — S

4/18/16 Signed

## SAMBRAILO, Ty — T

11/3/15 Placed on injured reserve

## SANCHEZ, Mark — QB

3/11/16 Acquired via trade from NYJ

## SCHMITZ, Karl — P

8/6/15 Waived

## SHANNON, Frank — ILB

5/6/16 Signed

## SMITH, Shelley — G

11/18/15 Released

## SIEMIAN, Trevor — QB

5/15/15 Signed (draft choice)

## SMMONS, Justin — S

5/13/16 Signed (draft choice)

## STEPHENSON, Donald — T

3/9/16 Signed

## STEWART, Jeremy — RB

8/31/15 Waived

## SULLEYMAN, Sadat — OLB

5/6/16 Signed

## SWEETON, Charles — T

8/2/15 Signed

9/5/15 Waived

## TAYLOR, Jordan — WR

9/5/15 Waived

9/6/15 Signed to practice squad

2/10/16 Signed to future contract

## TAYLOR, Phil — NT

2/22/16 Signed

## THEUS, Nathan — LS

5/6/16 Signed

## TIDWELL, John — CB

5/6/16 Signed

## UKO, George — DE

9/7/15 Signed to practice squad

2/10/16 Signed to future contract

4/13/16 Waived

## VASQUEZ, LOUIS — G

3/8/16 Released

## VAUGHN, Chase — OLB

8/31/15 Waived

## WALKER, Reggie — ILB

8/31/15 Released

## WATSON, Dekoda — LB

5/16/16 Signed

## WATSON, Josh — DE

9/5/15 Waived

## WEEMS, Darion — T

1/12/16 Signed to future contract

## YARBROUGH, Eddie — OLB

5/6/16 Signed





# 2015 FINAL REGULAR SEASON STATISTICS (12-4)

Date	W-L	Score	Opponent	Attendance
Sept 13	W	19-13	Baltimore	76,798
Sept 17	W	31-24	at Kansas City	76,404
Sept 27	W	24-12	at Detroit	62,920
Oct 4	W	23-20	Minnesota	77,029
Oct 11	W	16-10	at Oakland	54,500
Oct 18	W	26-23	at Cleveland (OT)	67,431
Nov 1	W	29-10	Green Bay	77,075
Nov 8	L	24-27	at Indianapolis	66,894
Nov 15	L	13-29	Kansas City	76,973
Nov 22	W	17-15	at Chicago	62,483
Nov 29	W	30-24	New England (OT)	76,970
Dec 6	W	17-3	at San Diego	68,631
Dec 13	L	12-15	Oakland	76,824
Dec 20	L	27-34	at Pittsburgh	67,234
Dec 28	W	20-17	Cincinnati (OT)	76,868
Jan 3	W	27-20	San Diego	76,844

TEAM STATISTICS		Den	Opp
TOTAL FIRST DOWNS		314	289
Rushing		85	81
Passing		201	162
Penalty		28	46
3RD DOWN: MADE/ATT		79/224	80/227
3rd Down Pct.		35.3%	35.2%
4TH DOWN: MADE/ATT		7/14	5/14
4th Down Pct.		50.0%	35.7%
POSSESSION AVG.		29:57	30:03
TOTAL NET YARDS		5688	4530
Avg. Per Game		355.5	283.1
Total Plays		1056	1033
Avg. Per Play		5.4	4.4
NET YARDS RUSHING		1718	1337
Avg. Per Game		107.4	83.6
Total Rushes		411	408
NET YARDS PASSING		3970	3193
Avg. Per Game		248.1	199.6
Sacked/Yards Lost		39/246	52/351
Gross Yards		4216	3544
Attempts/Completions		606/368	573/344
Completion Pct.		60.7%	60.0%
Had Intercepted		23	14
PUNTS/AVERAGE		85/43.6	92/46.5
NET PUNTING AVG.		39.5	42.1
PENALTIES/YARDS		115/1063	104/773
FUMBLES/BALL LOST		16/8	27/13
TOUCHDOWNS		38	32
Rushing		13	10
Passing		19	19
Returns		6	3

SCORE BY PERIODS	1	2	3	4	OT	PTS
BRONCOS	67	103	57	116	12	355
OPPONENTS	41	98	58	99	0	296

SCORING	TD	Ru	Pa	Ret	PAT	FG	S	PTS
McManus	0	0	0	0	35/36	30/35	0	125
Hillman	7	7	0	0	0/0	0/0	0	42
Sanders	6	0	6	0	0/0	0/0	0	36
Thomas	6	0	6	0	0/0	0/0	0	36
Anderson	5	5	0	0	0/0	0/0	0	30
Daniels	3	0	3	0	0/0	0/0	0	18
Talib	2	0	0	2	0/0	0/0	0	12
Caldwell	2	0	2	0	0/0	0/0	0	12
Trevathan	1	0	0	1	0/0	0/0	0	6
Osweller	1	1	0	0	0/0	0/0	0	6
Green	1	0	0	1	0/0	0/0	0	6
Harris Jr.	1	0	0	1	0/0	0/0	0	6
Bolden	1	0	0	1	0/0	0/0	0	6
Latimer	1	0	1	0	0/0	0/0	0	6
Roby	1	0	0	1	0/0	0/0	0	6
Jackson	0	0	0	0	0/0	0/0	1	2
BRONCOS	38	13	19	6	35/36	30/35	0	355
OPPONENTS	32	10	19	3	27/28	25/32	0	296

2-PT. CONVERSIONS: BRONCOS 0-1, OPPONENTS 0-4

**SACKS:** Miller 11.0, Ware 7.5, Barrett 5.5, Wolfe 5.5, Jackson 5.0, Ray 4.0, Williams 3.0, Smith 2.5, Ward 2.0, Walker 2.0, Marshall 1.5, Bruton 1.0, Nelson 1.0, McCray 0.5 **BRONCOS: 52.0, OPPONENTS: 39.0**

**FUM/Lost:** Osweller 4/1, Hillman 3/1, Anderson 2/2, Sanders 2/2, Thomas 2/2, Bolden 1/0, Norwood 1/0, Manning 1/0

RUSHING	No.	Yds.	Avg.	Long	TD
Hillman	207	863	4.2	72t	7
Anderson	152	720	4.7	48t	5
Osweller	21	61	2.9	8	1
Thompson	18	48	2.7	12	0
Sanders	3	29	9.7	24	0
Caldwell	1	3	3.0	3	0
Latimer	2	1	0.5	5	0
Siemian	1	-1	-1.0	-1	0
Manning	6	-6	-1.0	-1	0
<b>BRONCOS</b>	<b>411</b>	<b>1718</b>	<b>4.2</b>	<b>72t</b>	<b>13</b>
<b>OPPONENTS</b>	<b>408</b>	<b>1337</b>	<b>3.3</b>	<b>48t</b>	<b>10</b>

RECEIVING	No.	Yds.	Avg.	Long	TD
Thomas	105	1304	12.4	72t	6
Sanders	76	1135	14.9	75t	6
Daniels	46	517	11.2	37	3
Anderson	25	183	7.3	27	0
Hillman	24	111	4.6	14	0
Norwood	22	207	9.4	34	0
Davis	20	201	10.1	23	0
Fowler	16	203	12.7	41	0
Green	12	173	14.4	32	1
Caldwell	10	72	7.2	24	2
Latimer	6	59	9.8	15	1
Thompson	6	51	8.5	16	0
<b>BRONCOS</b>	<b>368</b>	<b>4216</b>	<b>11.5</b>	<b>75t</b>	<b>19</b>
<b>OPPONENTS</b>	<b>344</b>	<b>3544</b>	<b>10.3</b>	<b>80t</b>	<b>19</b>

INTERCEPTIONS	No.	Yds.	Avg.	Long	TD
Talib	3	123	41.0	63t	2
Harris	2	94	47.0	74t	1
Trevathan	2	39	19.5	25t	1
Bruton	2	11	5.5	12	0
Keo	1	22	22.0	22	0
Roby	1	19	19.0	19	0
Bush	1	13	13.0	13	0
Stewart	1	0	0.0	0	0
Marshall	1	0	0.0	0	0
<b>BRONCOS</b>	<b>14</b>	<b>321</b>	<b>22.9</b>	<b>74t</b>	<b>4</b>
<b>OPPONENTS</b>	<b>23</b>	<b>279</b>	<b>12.1</b>	<b>55t</b>	<b>3</b>

PUNTING	No.	Yds.	Avg.	Net	TB	In20	Long	B
Colquitt	84	3663	43.6	39.7	4	22	62	0
McManus	1	41	41.0	21.0	1	0	41	0
<b>BRONCOS</b>	<b>85</b>	<b>3704</b>	<b>43.6</b>	<b>39.5</b>	<b>5</b>	<b>22</b>	<b>62</b>	<b>0</b>
<b>OPPONENTS</b>	<b>92</b>	<b>4278</b>	<b>46.5</b>	<b>42.1</b>	<b>6</b>	<b>28</b>	<b>66</b>	<b>0</b>

PUNT RETURNS	No.	FC	Yds.	Avg.	Long	TD
Sanders	17	20	103	6.1	14	0
Norwood	5	2	51	8.5	14	0
Bolden	6	3	123	24.6	83t	1
Keo	1	1	6	6.0	6	0
<b>BRONCOS</b>	<b>29</b>	<b>26</b>	<b>283</b>	<b>9.8</b>	<b>83t</b>	<b>1</b>
<b>OPPONENTS</b>	<b>36</b>	<b>16</b>	<b>247</b>	<b>6.9</b>	<b>28</b>	<b>0</b>

KICKOFF RETURNS	No.	Yds.	Avg.	Long	TD
Bolden	15	342	22.8	41	0
Caldwell	7	162	23.1	29	0
Norwood	2	29	14.5	15	0
Bibbs	1	15	15.0	15	0
Sanders	1	13	13.0	13	0
Thompson	1	0	0.0	0	0
Latimer	0	27	0	27	0
<b>BRONCOS</b>	<b>27</b>	<b>588</b>	<b>21.8</b>	<b>41</b>	<b>0</b>
<b>OPPONENTS</b>	<b>25</b>	<b>508</b>	<b>20.3</b>	<b>32</b>	<b>0</b>

FIELD GOALS	1-19	20-29	30-39	40-49	50+
McManus	0/0	12/12	8/8	5/8	5/7
<b>BRONCOS</b>	<b>0/0</b>	<b>12/12</b>	<b>8/8</b>	<b>5/8</b>	<b>5/7</b>
<b>OPPONENTS</b>	<b>0/0</b>	<b>2/2</b>	<b>7/9</b>	<b>8/13</b>	<b>8/8</b>

**MCMANUS:** (57G,56G,43G,33G)(54G)(48G)(33G,47G,39G)(25G,20G,52G)(29G,51N,25G,39G,34G)(50G,24G)(29G)(1)(24G)(47N,21G)(23G,52N)(41G,35G,29G,20G,49N)(23G,45N,37G)(48G,35G)

**OPPONENTS:** (52G,44G)(35G)(1)(38N,38G,33G)(38N,40N,50G)(26G)(56G)(43G,55G)(48G,49G,34G,33G,50G,48N)(46G,37G,37G)(47G)(48N,51G)(43N)(24G,41G)(45N,52G)(50G,42G)

PASSING	Att.	Comp.	Yds.	Comp.%	Yds/Att.	TD	TD%	Int	Int%	Long	Sack/Lost	Rating
Manning	331	198	2249	59.8%	6.8	9	2.7%	17	5.1%	75t	16/95	67.9
Osweller	275	170	1967	61.8%	7.2	10	3.6%	6	2.2%	72t	23/151	86.4
BRONCOS	606	368	4216	60.7%	7.0	19	3.1%	23	3.8%	75t	39/246	76.3
OPPONENTS	573	344	3544	60.0%	6.2	19	3.3%	14	2.4%	80t	52/351	78.8

## 2015 FINAL REGULAR SEASON DEFENSIVE STATISTICS

*Based on unofficial press box statistics*

PLAYER	TOTAL	SOLO	ASSIST	SACKS-Yds.	INTs-Yds.	PD	FF	FR
1. Trevathan	110	74	36	0-0	2-39	6	0	0
2. Marshall	101	76	25	1.5-10.5	1-0	4	2	0
3. Ward	61	50	11	2-18	0-0	6	2	0
4. Stewart	59	46	13	0-0	1-0	10	1	2
5. Harris Jr.	58	49	9	0-0	2-94	6	2	0
6. Wolfe	49	35	14	5.5-38.5	0-0	1	0	0
7. Talib	45	39	6	0-0	3-123	13	0	0
Jackson	45	34	11	5-32	0-0	7	0	2
9. Bruton Jr.	43	31	12	1-3	2-11	7	2	0
10. Barrett	41	28	13	5.5-39	0-0	4	3	1
11. Roby	40	34	6	0-0	1-19	10	1	1
12. Miller	35	30	5	11-78	0-0	1	4	3
13. Walker	33	23	10	2-16	0-0	0	0	0
14. Ware	25	17	8	7.5-57.5	0-0	0	1	1
15. Williams	24	17	7	3-10	0-0	0	0	0
16. Ray	20	15	5	4-28	0-0	1	0	0
17. Davis	14	11	3	0-0	0-0	0	0	0
18. Bush	13	13	0	0-0	1-13	1	1	0
McCray	13	7	6	0.5-2.5	0-0	0	0	0
20. Nelson	10	9	1	1-1	0-0	0	0	0
21. Smith	9	7	2	2.5-17	0-0	2	0	0
22. Kilgo	6	5	1	0-0	0-0	1	0	0
23. Keo	3	3	0	0-0	1-22	1	0	0
24. Webster	2	2	0	0-0	0-0	2	0	0
TEAM	2	2	0	0-0	0-0	0	0	0
Bolden	2	1	1	0-0	0-0	0	0	0
27. Anunike	1	0	1	0-0	0-0	0	0	0
<b>TOTALS</b>	<b>864</b>	<b>658</b>	<b>206</b>	<b>52-351</b>	<b>14-321</b>	<b>83</b>	<b>19</b>	<b>10</b>

**MISCELLANEOUS TACKLES:** Anderson 5, Sanders 4, R. Harris 3, Garcia 3, Schofield 2, Daniels 2, Thomas 2, Green 1, Latimer 1, Caldwell 1, Norwood 1, Paradis 1.

**MISCELLANEOUS FUMBLE RECOVERIES:** Schofield 2, Garcia 2, Hillman 2.

**MISCELLANEOUS FORCED FUMBLES:** Schofield 1.

**DEFENSIVE TOUCHDOWNS:** Talib (51-yd. INT ret. vs. Bal., 9/13), Roby (21-yd. FUM ret. at K.C., 9/17), Harris Jr. (74-yd. INT ret. at Oak., 10/11), Talib (63-yd. INT ret. at Cle., 10/18), Trevathan (25 yd. INT ret. At S.D., 12/6).

## 2015 FINAL REGULAR SEASON SPECIAL TEAMS STATISTICS

*Based on unofficial press box statistics*

PLAYER	TOTAL	SOLO	ASSIST	FF	FR	BK	BP	TD
1. Webster	9	8	1	0	0	0	0	0
Barrett	9	7	2	1	1	0	0	0
3. Nelson	7	5	2	0	0	0	0	0
Davis	7	4	3	0	1	0	0	0
5. Bruton	6	6	0	0	1	0	0	0
6. Green	5	5	0	0	0	0	0	0
Fowler	5	4	1	1	0	0	0	0
8. Latimer	4	3	1	0	0	0	0	0
Stewart	4	2	2	0	0	0	0	0
10. Bolden	3	2	1	0	1	0	0	0
11. McCray	2	2	0	0	0	0	0	0
Keo	2	2	0	0	0	0	0	0
13. Marshall	1	1	0	0	0	0	0	0
Caldwell	1	1	0	0	0	0	0	0
Doss	1	1	0	0	0	0	0	0
Bibbs	1	1	0	0	0	0	0	0
Thompson	1	0	1	0	0	0	0	0
McManus	1	0	1	0	0	0	0	0
19. Norwood	0	0	0	0	1	0	0	0
Talib	0	0	0	0	0	1	0	0
Williams	0	0	0	0	0	1	0	0
<b>TOTALS</b>	<b>69</b>	<b>54</b>	<b>15</b>	<b>2</b>	<b>5</b>	<b>2</b>	<b>0</b>	<b>0</b>

**BLOCKED KICKS:** Talib (PAT at Det., 9/27), Williams (FG at Oak., 10/11).

# 2015 FINAL POSTSEASON STATISTICS (3-0)

Date	W-L	Score	Opponent	Attendance	RUSHING	No.	Yds.	Avg.	Long	TD
Jan 17	W	23-16	Pittsburgh	76,956	Anderson	54	234	4.3	34	2
Jan 24	W	20-18	New England	77,112	Hillman	32	54	1.7	9	0
Feb 2	W	24-10	Carolina	71,088	Manning	5	10	2.0	12	0
					<b>BRONCOS</b>	<b>91</b>	<b>298</b>	<b>3.3</b>	<b>34</b>	<b>2</b>
					<b>OPPONENTS</b>	<b>63</b>	<b>247</b>	<b>3.9</b>	<b>40</b>	<b>3</b>

TEAM STATISTICS				Den	Opp					
TOTAL FIRST DOWNS				42	57	<b>RECEIVING</b>				
Rushing				12	15	No.				
Passing				26	33	Yds.				
Penalty				4	9	Avg.				
3RD DOWN: MADE/ATT				10/46	7/42	Long				
3rd Down Pct.				21.7%	16.7%	TD				
4TH DOWN: MADE/ATT				0/1	2/6	Sanders				
4th Down Pct.				0.0%	33.3%	16				
POSSESSION AVG.				29:31	30:29	Anderson				
TOTAL NET YARDS				762	1047	9				
Avg. Per Game				254.0	349.0	7				
Total Plays				192	211	60				
Avg. Per Play				4.0	5.0	61				
NET YARDS RUSHING				298	247	36				
Avg. Per Game				99.3	82.3	31				
Total Rushes				91	63	26				
NET YARDS PASSING				464	800	8.7				
Avg. Per Game				154.7	266.7	12.2				
Sacked/Yards Lost				9/75	14/114	21t				
Gross Yards				539	914	22				
Attempts/Completions				92/51	134/69	13				
Completion Pct.				55.4%	51.5%	0				
Had Intercepted				1	3	7				
PUNTS/AVERAGE				23/46.6	19/43.9	0				
NET PUNTING AVG.				42.7	35.3	0				
PENALTIES/YARDS				17/151	24/193	51				
FUMBLES/BALL LOST				5/2	7/4	539				
TOUCHDOWNS				5	4	10.6				
Rushing				2	3	34				
Passing				2	1	58				
Returns				1	0	13.2				

				No.	Yds.	Avg.	Long	TD
<b>BRONCOS</b>				<b>51</b>	<b>539</b>	<b>10.6</b>	<b>34</b>	<b>2</b>
<b>OPPONENTS</b>				<b>69</b>	<b>914</b>	<b>13.2</b>	<b>58</b>	<b>1</b>

				No.	Yds.	Avg.	Net	TB	In	Lg	B
<b>BRONCOS</b>				<b>23</b>	<b>1072</b>	<b>46.6</b>	<b>42.7</b>	<b>1</b>	<b>9</b>	<b>57</b>	<b>0</b>
<b>OPPONENTS</b>				<b>19</b>	<b>834</b>	<b>43.9</b>	<b>35.3</b>	<b>2</b>	<b>3</b>	<b>61</b>	<b>0</b>

				No.	Yds.	FC	Yds.	Avg.	Long	TD
<b>BRONCOS</b>				<b>5</b>	<b>6</b>	<b>124</b>	<b>24.8</b>	<b>61</b>	<b>0</b>	<b>0</b>
<b>OPPONENTS</b>				<b>11</b>	<b>5</b>	<b>70</b>	<b>6.4</b>	<b>28</b>	<b>0</b>	<b>0</b>

				No.	Yds.	Avg.	Long	TD
<b>BRONCOS</b>				<b>3</b>	<b>45</b>	<b>15.0</b>	<b>24</b>	<b>0</b>
<b>OPPONENTS</b>				<b>3</b>	<b>61</b>	<b>20.3</b>	<b>24</b>	<b>0</b>

				1-19	20-29	30-39	40-49	50+
<b>BRONCOS</b>				<b>0/0</b>	<b>1/1</b>	<b>4/4</b>	<b>3/3</b>	<b>2/2</b>
<b>OPPONENTS</b>				<b>0/0</b>	<b>1/1</b>	<b>4/4</b>	<b>3/3</b>	<b>2/2</b>

**MCMANUS:** (28G,41G,51G,41G,45G)(52G,31G)(34G,33G,30G)  
**OPPONENTS:** (43G,28G,47G)(46G,38G)(44N,39G)

2-PT. CONVERSIONS: BRONCOS 2-2, OPPONENTS 0-1

**SACKS:** Miller 5.0, Ware 3.5, Wolfe 2.5, Stewart 1.0, Smith 1.0, Harris Jr. 1.0, **BRONCOS: 14.0, OPPONENTS: 9.0**

FUM/Lost: Manning 4/2, Ward 1/0

PASSING	Att.	Comp.	Yds.	Comp.%	Yds/Att.	TD	TD%	Int	Int%	Long	Sack/Lost	Rating
Manning	92	51	539	55.4%	5.9	2	2.2%	1	1.1%	34	9/75	75.4
<b>BRONCOS</b>	<b>92</b>	<b>51</b>	<b>539</b>	<b>55.4%</b>	<b>5.9</b>	<b>2</b>	<b>2.2%</b>	<b>1</b>	<b>1.1%</b>	<b>34</b>	<b>9/75</b>	<b>75.4</b>
<b>OPPONENTS</b>	<b>134</b>	<b>69</b>	<b>914</b>	<b>51.5%</b>	<b>6.8</b>	<b>1</b>	<b>0.7%</b>	<b>3</b>	<b>2.2%</b>	<b>58</b>	<b>14/114</b>	<b>66.6</b>

## 2015 FINAL POSTSEASON DEFENSIVE STATISTICS

*Based on unofficial press box statistics*

PLAYER	TOTAL	SOLO	ASSIST	SACKS-Yds.	INTs-Yds.	PD	FF	FR
1. Trevathan	22	16	6	0-0	0-0	1	0	2
2. Ward	17	9	8	0-0	1--3	1	0	1
3. Harris Jr.	15	13	2	1-4	0-0	2	0	0
Wolfe	15	10	5	2.5-15	0-0	1	0	0
5. Talib	14	13	1	0-0	0-0	6	0	0
Marshall	14	9	5	0-0	0-0	2	1	0
7. Miller	13	11	2	5-40	1-4	2	2	0
8. Stewart	10	7	3	1-8	1-8	3	1	0
Ware	10	5	5	3.5-40	0-0	0	0	1
10. Jackson	9	8	1	0-0	0-0	0	0	1
11. Bush	7	2	5	0-0	0-0	2	0	0
12. Roby	5	5	0	0-0	0-0	3	1	0
Walker	5	3	2	0-0	0-0	0	0	0
14. Keo	3	3	0	0-0	0-0	0	0	0
Smith	3	2	1	1-7	0-0	0	0	0
16. Webster	2	2	0	0-0	0-0	1	0	0
Ray	2	2	0	0-0	0-0	0	1	0
Williams	2	1	1	0-0	0-0	1	0	0
Barrett	2	0	2	0-0	0-0	0	0	0
20. Nelson	1	1	0	0-0	0-0	0	0	0
<b>TEAM</b>	<b>171</b>	<b>122</b>	<b>49</b>	<b>14-114</b>	<b>3-9</b>	<b>25</b>	<b>6</b>	<b>5</b>

**MISCELLANEOUS TACKLES:** Sanders 1, Schofield 1.

**MISCELLANEOUS FUMBLE RECOVERIES:** Manning 2.

**MISCELLANEOUS FORCED FUMBLES:** None.

**DEFENSIVE TOUCHDOWNS:** Jackson (FUM rec. in end zone vs. Car., 2/7).

## 2015 FINAL POSTSEASON SPECIAL TEAMS STATISTICS

*Based on unofficial press box statistics*

PLAYER	TOTAL	SOLO	ASSIST	FF	FR	BK	BP	TD
1. Nelson	3	3	0	0	0	0	0	0
2. Webster	2	2	0	0	0	0	0	0
Latimer	2	2	0	0	0	0	0	0
Stewart	1	1	0	0	0	0	0	0
Bush	1	1	0	0	0	0	0	0
Barrett	1	1	0	0	0	0	0	0
Colquitt	1	1	0	0	0	0	0	0
Brewer	1	1	0	0	0	0	0	0
Caldwell	1	1	0	0	0	0	0	0
<b>TEAM</b>	<b>13</b>	<b>13</b>	<b>0</b>	<b>0</b>	<b>0</b>	<b>0</b>	<b>0</b>	<b>0</b>

## DENVER'S 2015 RECORD WAS WHEN...

Reg.	Post.		Reg.	Post.	
7-2	2-0	leading after 1st quarter	3-3	N/A	losing turnover margin
8-2	2-0	leading after 2nd quarter	3-0	N/A	Denver passes for 300 yards
9-2	2-0	leading after 3rd quarter	0-1	2-0	opponent passes for 300 yards
2-2	1-0	trailing after 1st quarter	1-0	N/A	playing in domes
3-2	1-0	trailing after 2nd quarter	11-4	3-0	playing outdoors
2-1	1-0	trailing after 3rd quarter	1-1	N/A	playing on an artificial surface
9-1	3-0	Denver scores first	11-3	3-0	playing on natural grass
3-3	N/A	opponent scores first	6-1	1-0	winning the coin toss
1-0	N/A	tied at the half	6-3	2-0	losing the coin toss
8-1	1-0	Denver rushes for 100 yards	8-2	3-0	scoring 20 or more points
5-2	1-0	opponent rushes for 100 yards	5-3	N/A	yielding 20 or more points
6-0	3-0	winning turnover margin	3-0	N/A	in overtime games

## 2015 FINAL PRESEASON STATISTICS (3-1)

Date	W-L	Score	Opponent	Attendance	RUSHING	No.	Yds.	Avg.	Long	TD		
Aug 14	W	22-20	at Seattle	68,677	Hillman	21	155	7.4	23	0		
Aug 22	W	14-10	at Houston	71,533	Anderson	20	81	4.1	14	0		
Aug 29	W	19-12	San Francisco	76,149	Ball	32	68	2.1	12	0		
Sept 3	L	20-22	Arizona	75,032	Thompson	17	59	3.5	22	1		
					Bibbs	6	27	4.5	9	0		
					Stewart	4	10	2.5	7	0		
					Osweller	5	7	1.4	4	0		
					Burse	1	-5	-5.0	-5	0		
					Patton	1	-9	-9.0	-9	0		
TEAM STATISTICS					BRONCOS	107	393	3.7	23	1		
TOTAL FIRST DOWNS					OPPONENTS	102	413	4.0	34	1		
			Den	Opp								
			77	60								
			22	19								
			45	35								
			10	6								
3RD DOWN: MADE/ATT			24/60	22/59								
3rd Down Pct.			40.0%	37.3%								
4TH DOWN: MADE/ATT			1/3	0/3								
4th Down Pct.			33.3%	0.0%								
POSSESSION AVG.			30:59	29:01								
TOTAL NET YARDS			1283	982								
Avg. Per Game			320.8	245.5								
Total Plays			263	242								
Avg. Per Play			4.9	4.1								
NET YARDS RUSHING			393	413								
Avg. Per Game			98.3	103.3								
Total Rushes			107	102								
NET YARDS PASSING			890	569								
Avg. Per Game			222.5	142.3								
Sacked/Yards Lost			8/67	20/130								
Gross Yards			957	699								
Attempts/Completions			148/91	120/74								
Completion Pct.			61.5%	61.7%								
Had Intercepted			3	0								
PUNTS/AVERAGE			19/45.4	24/45.0								
NET PUNTING AVG.			40.3	42.0								
PENALTIES/YARDS			25/212	35/320								
FUMBLES/BALL LOST			6/1	11/3								
TOUCHDOWNS			6	6								
Rushing			1	1								
Passing			5	3								
Returns			0	2								
SCORE BY PERIODS					BRONCOS	19	862	45.4	40.3	0		
	1	2	3	4	OT	PTS						
	22	25	7	21	0	75						
OPPONENTS	3	20	25	16	0	64						
SCORING					BRONCOS	24	1079	45.0	42.0	3		
	TD	Ru	Pa	Ret	K-PAT	FG	2pt	PTs				
McManus	0	0	0	0	3/3	8/10	0	27				
Caldwell	2	0	2	0	0/0	0/0	0	12				
Barth	0	0	0	0	2/2	2/2	0	8				
Thompson	1	1	0	0	0/0	0/0	1	8				
Louks	1	0	1	0	0/0	0/0	0	6				
Fowler	1	0	1	0	0/0	0/0	0	6				
Green	1	0	1	0	0/0	0/0	0	6				
Ware	0	0	0	0	0/0	0/0	0	2				
BRONCOS	6	1	5	0	5/5	10/12	1	75				
OPPONENTS	6	1	3	2	4/6	8/8	0	64				
2-PT. CONVERSIONS: BRONCOS 1-1, OPPONENTS 0-0												
SACKS: Barrett 4.0, Ray 2.5, Kilgo 2.0, Miller 2.0, Fua 1.0, Williams 1.0, Anunike 1.0, Jackson 1.0, Davis 1.0, Webster 1.0, Ware 1.0, Rivers 1.0, Furman 1.0, Ndulue 0.5, BRONCOS: 20.0, OPPONENTS: 8.0												
FUM/Lost: Norwood 1/1, Anderson 1/0, Bolden 1/0, Burse 1/0, Osweller 1/0, Patton 1/0												
RUSHING												
	No.	Yds.	Avg.	Long	TD							
	16	718	44.9	40.9	0	5	62	0				
	3	144	48.0	37.3	0	1	56	0				
BRONCOS	19	862	45.4	40.3	0	6	62	0				
OPPONENTS	24	1079	45.0	42.0	3	7	57	0				
PUNT RETURNS												
	No.	FC	Yds.	Avg.	Long	TD						
	3	0	5	1.7	7	0						
	2	1	7	3.5	7	0						
	1	1	0	0.0	0	0						
	1	0	0	0.0	0	0						
	0	5	0	0	0	0						
BRONCOS	7	7	12	1.7	7	0						
OPPONENTS	14	3	96	6.9	18	0						
KICKOFF RETURNS												
	No.	Yds.	Avg.	Long	TD							
	3	78	26.0	26	0							
	2	62	31.0	33	0							
	2	54	27.0	28	0							
	2	53	26.5	32	0							
	1	19	19.0	19	0							
	1	12	12.0	12	0							
	1	0	0.0	0	0							
BRONCOS	12	278	23.2	33	0							
OPPONENTS	10	344	34.4	103	1							
Field Goals												
	1-19	20-29	30-39	40-49	50+							
	0/0	2/2	2/2	2/2	2/4							
	0/0	2/2	0/0	0/0	0/0							
BRONCOS	0/0	4/4	2/2	2/2	2/4							
OPPONENTS	0/0	2/2	4/4	1/1	1/1							
MCMANUS: (52G,44G,23G)()(37G,21G,55N,45G)(50G,31G,51N)												
BARTH: (28G, 23G)()												
OPPONENTS: (33G,24G)(32G)(41G,50G,38G,29G)(34G)												
PASSING												
	Att.	Comp.	Yds.	Comp.%	Yds/Att.	TD	TD%	Int	Int%	Long	Sack/Lost	Rating
	68	44	484	64.7%	7.1	3	4.4%	1	1.5%	78	1/12	94.2
	40	23	283	57.5%	7.1	2	5.0%	1	2.5%	41	4/34	85.7
	35	22	176	62.9%	5.0	0	0.0%	1	2.9%	18	3/21	63.5
	5	2	14	40.0%	2.8	0	0.0%	0	0.0%	7	0/0	47.9
BRONCOS	148	91	957	61.5%	6.5	5	3.4%	3	2.0%	78	8/67	83.1
OPPONENTS	120	74	699	61.7%	5.8	3	2.5%	0	0.0%	59	20/130	86.1

## 2015 FINAL PRESEASON DEFENSIVE STATISTICS

*Based on unofficial press box statistics*

PLAYER	TOTAL	SOLO	ASSIST	SACKS-YDS.	INTS-YDS.	PD	FF	FR
1. Barrett	15	12	3	4-29	0-0	1	1	0
2. Nelson	12	9	3	0-0	0-0	1	0	0
3. Davis	11	11	0	1-5	0-0	1	0	1
Ray	11	8	3	2.5-14	0-0	1	2	0
5. Johnson	10	9	1	0-0	0-0	0	0	0
Bruton Jr.	10	9	1	0-0	0-0	0	0	0
Bush	10	8	2	0-0	0-0	0	0	1
Kilgo	10	7	3	2-20	0-0	1	0	0
Nixon	10	6	4	0-0	0-0	1	0	0
10. Z. Anderson	9	6	3	0-0	0-0	0	0	0
11. Webster	8	8	0	1-4	0-0	0	0	0
Anunike	8	6	2	1-9	0-0	0	1	0
13. Marsh	7	7	0	0-0	0-0	1	0	0
V. Walker	7	3	4	0-0	0-0	0	0	1
15. Roby	6	5	1	0-0	0-0	0	0	0
Stewart	6	5	1	0-0	0-0	0	0	0
Ndulue	6	1	5	0.5-3	0-0	2	0	0
18. Furman	5	5	0	1-0	0-0	0	0	0
Marshall	5	5	0	0-0	0-0	3	0	0
Rivers	5	3	2	1-0	0-0	0	1	0
Ward	5	1	4	0-0	0-0	0	0	0
22. Talib	4	4	0	0-0	0-0	0	0	0
Miller	4	3	1	2-15	0-0	0	1	0
Fua	4	3	1	1-12	0-0	0	0	0
Wolfe	4	3	1	0-0	0-0	0	0	0
Barrow	4	2	2	0-0	0-0	0	0	0
Doss	4	2	2	0-0	0-0	0	0	0
28. Ware	3	2	1	1-3	0-0	0	0	0
Madison	3	2	1	0-0	0-0	2	0	0
30. Williams	2	2	0	1-9	0-0	0	0	0
Harris Jr.	2	2	0	0-0	0-0	0	0	0
Jackson	2	1	1	1-7	0-0	0	0	0
R. Walker	2	1	1	0-0	0-0	0	0	0
Vaughn	2	1	1	0-0	0-0	0	0	0
Brandon	2	0	2	0-0	0-0	1	0	0
36. Watson	1	1	0	0-0	0-0	2	0	0
Bolden	1	1	0	0-0	0-0	0	0	0
Trevathan	1	0	1	0-0	0-0	0	0	0
<b>TOTALS</b>	<b>221</b>	<b>164</b>	<b>57</b>	<b>20-130</b>	<b>0-0</b>	<b>17</b>	<b>6</b>	<b>3</b>

**MISCELLANEOUS TACKLES:** Burse 1, Garland 1.

**MISCELLANEOUS FUMBLE RECOVERIES:** Osweiler 1, Sambrailo 1.

**MISCELLANEOUS FORCED FUMBLES:** None.

**DEFENSIVE TOUCHDOWNS:** None.

## 2015 FINAL PRESEASON SPECIAL TEAMS STATISTICS

*Based on unofficial press box statistics*

PLAYER	TOTAL	SOLO	ASSIST	FF	FR	BK	BP	TD
1. Louks	3	3	0	0	0	0	0	0
Fowler	3	1	2	0	0	0	0	0
3. Johnson	2	2	0	0	0	0	0	0
Bush	2	2	0	0	0	0	0	0
Marsh	2	2	0	0	0	0	0	0
Brewer	2	2	0	0	0	0	0	0
Bibbs	2	2	0	0	0	0	0	0
8. Barrett	1	1	0	0	0	0	0	0
Bruton Jr.	1	1	0	0	0	0	0	0
Roby	1	1	0	0	0	0	0	0
Rivers	1	1	0	0	0	0	0	0
McManus	1	1	0	0	0	0	0	0
Casey	1	1	0	0	0	0	0	0
Duncan	1	1	0	0	1	0	0	0
Norwood	1	1	0	0	0	0	0	0
Davis	1	0	1	0	0	0	0	0
Z. Anderson	1	0	1	0	0	0	0	0
Barrow	1	0	1	0	0	0	0	0
19. Burse	0	0	0	0	1	0	0	0
Patton	0	0	0	0	1	0	0	0
<b>TOTALS</b>	<b>27</b>	<b>22</b>	<b>5</b>	<b>0</b>	<b>3</b>	<b>0</b>	<b>0</b>	<b>0</b>



## 2015 GAME-BY-GAME SCORING DRIVES

Opponent	Pl.	Yds.	Time	Res.	Qtr.	Scoring Play	Quarterback
vs. Bal. (9/13)	15	48	6:17	FG	1	McManus 57 yd. Field Goal	Manning
	6	15	2:09	FG	1	McManus 56 yd. Field Goal	Manning
	7	30	1:04	FG	2	McManus 43 yd. Field Goal	Manning
at K.C. (9/17)	17	81	10:56	FG	4	McManus 33 yd. Field Goal	Manning
	10	80	3:56	TD	2	Sanders 16 yd. pass from Manning	Manning
	4	15	1:33	TD	2	Green 1 yd. pass from Manning	Manning
at Det. (9/27)	5	22	1:42	FG	3	McManus 54 yd. Field Goal	Manning
	10	80	1:51	TD	4	Sanders 19 yd. pass from Manning	Manning
	12	80	6:25	TD	2	Hillman 1 yd. run	Manning
vs. Min. (10/4)	7	80	0:58	TD	2	Thomas 45 yd. pass from Manning	Manning
	5	19	2:22	FG	4	McManus 48 yd. Field Goal	Manning
	5	51	1:09	TD	4	Daniels 11 yd. pass from Manning	Manning
at Oak. (10/11)	7	48	3:05	FG	1	McManus 33 yd. Field Goal	Manning
	1	72	0:11	TD	2	Hillman 72 yd. run	Manning
	6	28	3:47	FG	2	McManus 47 yd. Field Goal	Manning
at Cle. (10/18)	8	80	3:50	TD	3	Daniels 1 yd. pass from Manning	Manning
	9	55	3:20	FG	4	McManus 39 yd. Field Goal	Manning
	8	65	3:24	FG	2	McManus 25 yd. Field Goal	Manning
vs. G.B. (11/1)	5	14	1:56	FG	3	McManus 20 yd. Field Goal	Manning
	6	43	3:20	FG	3	McManus 52 yd. Field Goal	Manning
	15	58	7:18	FG	1	McManus 29 yd. Field Goal	Manning
at Ind. (11/8)	6	34	2:43	FG	3	McManus 25 yd. Field Goal	Manning
	8	51	3:07	FG	4	McManus 39 yd. Field Goal	Manning
	1	75	0:14	TD	4	Sanders 75 yd. pass from Manning	Manning
vs. K.C. (11/15)	13	72	6:42	FG	OT	McManus 34 yd. Field Goal	Manning
	9	83	4:57	TD	1	Hillman 1 yd. run	Manning
	6	85	2:43	TD	2	Hillman 15 yd. run	Manning
at Chi. (11/22)	8	46	4:12	FG	2	McManus 50 yd. Field Goal	Manning
	8	80	3:42	TD	3	Anderson 28 yd. run	Manning
	9	74	4:45	FG	4	McManus 24 yd. Field Goal	Manning
vs. S.D. (12/6)	3	60	1:23	TD	3	Sanders 64 yd. pass from Manning	Manning
	10	79	4:40	FG	3	McManus 29 yd. Field Goal	Manning
	9	80	5:11	TD	4	Daniels 1 yd. pass from Manning	Manning
at S.D. (12/6)	12	80	5:43	TD	4	Hillman 1 yd. run	Osweller
	5	62	1:23	TD	4	Caldwell 7 yd. pass from Osweller	Osweller
	4	74	1:34	TD	1	Thomas 48 yd. pass from Osweller	Osweller
vs. N.E. (11/29)	13	82	3:40	FG	2	McManus 24 yd. Field Goal	Osweller
	10	71	4:07	TD	4	Latimer 10 yd. pass from Osweller	Osweller
	10	77	5:41	TD	2	Hillman 19 yd. run	Osweller
at Pit. (12/20)	4	36	1:41	TD	4	Anderson 15 yd. run	Osweller
	9	52	4:50	FG	4	McManus 21 yd. Field Goal	Osweller
	5	83	1:22	TD	4	Caldwell 4 yd. pass from Osweller	Osweller
vs. Oak. (12/13)	3	57	1:19	TD	OT	Anderson 48 yd. run	Osweller
	8	76	3:45	TD	1	Thomas 3 yd. pass from Osweller	Osweller
	14	46	7:18	FG	2	McManus 23 yd. Field Goal	Osweller
vs. Cin. (12/28)	10	57	5:18	FG	1	McManus 41 yd. Field Goal	Osweller
	9	61	4:26	FG	1	McManus 35 yd. Field Goal	Osweller
	15	63	8:37	FG	2	McManus 29 yd. Field Goal	Osweller
at S.D. (1/3)	12	61	3:32	FG	2	McManus 20 yd. Field Goal	Osweller
	12	85	5:35	TD	1	Thomas 18 yd. pass from Osweller	Osweller
	1	61	0:08	TD	1	Sanders 61 yd. pass from Osweller	Osweller
vs. Bal. (9/13)	10	50	4:52	TD	2	Osweller 7 yd. run	Osweller
	10	80	5:37	TD	2	Thomas 6 yd. pass from Osweller	Osweller
	7	60	2:12	FG	2	McManus 23 yd. Field Goal	Osweller
at K.C. (9/17)	11	81	4:46	TD	3	Sanders 8 yd. pass from Osweller	Osweller
	2	52	0:34	TD	4	Anderson 39 yd. run	Osweller
	14	61	5:00	FG	OT	McManus 37 yd. Field Goal	Osweller
at Det. (9/27)	2	80	0:31	TD	1	Thomas 72 yd. run	Manning
	8	80	2:54	TD	3	Anderson 1 yd. run	Manning
	7	32	2:20	FG	4	McManus 48 yd. Field Goal	Manning
vs. Min. (10/4)	7	63	3:13	FG	4	McManus 35 yd. Field Goal	Manning
	1	23	0:06	TD	4	Hillman 23 yd. run	Manning
AVERAGE	7.0	34.5	2:50				
TD AVG.	7.5	42.0	3:31				
FG AVG.	6.8	31.2	2:31				

## 2015 GAME OPENING DRIVES

Opponent	DENVER			OPPONENTS		
	Pts.	FD	Yds.	Pts.	FD	Yds.
vs. Bal. (9/13)	3	4	48	0	1	18
at K.C. (9/17)	0	1	22	0	6	70
at Det. (9/27)	0	0	9	0	0	-1
vs. Min. (10/4)	3	2	48	0	1	1
at Oak. (10/11)	0	0	8	0	2	19
at Cle. (10/18)	0	2	28	0	1	17
vs. G.B. (11/1)	0	1	25	0	2	13
at Ind. (11/8)	0	0	9	0	0	4
vs. K.C. (11/15)	0	0	3	7	3	31
at Chi. (11/22)	7	3	74	0	0	9
vs. N.E. (11/29)	0	0	4	7	3	47
at S.D. (12/6)	7	5	76	0	2	25
vs. Oak. (12/13)	3	4	57	0	1	7
at Pit. (12/20)	0	0	10	0	1	25
vs. Cin. (12/28)	0	3	20	7	6	80
vs. S.D. (1/3)	7	1	80	3	3	48
TOTAL	30	26	521	24	32	413

## 2015 2ND-HALF OPENING DRIVES

Opponent	DENVER			OPPONENTS		
	Pts.	FD	Yds.	Pts.	FD	Yds.
vs. Bal. (9/13)	0	0	0	3	2	35
at K.C. (9/17)	0	2	35	3	3	63
at Det. (9/27)	0	1	9	7	3	29
vs. Min. (10/4)	7	5	80	0	0	5
at Oak. (10/11)	0	0	6	0	0	-7
at Cle. (10/18)	0	1	18	7	4	74
vs. G.B. (11/1)	7	3	80	3	3	41
at Ind. (11/8)	7	1	60	0	1	12
vs. K.C. (11/15)	0	0	5	0	0	0
at Chi. (11/22)	0	1	31	0	0	9
vs. N.E. (11/29)	0	4	59	0	2	31
at S.D. (12/6)	0	1	24	0	2	38
vs. Oak. (12/13)	0	0	-5	7	4	80
at Pit. (12/20)	0	1	6	0	0	5
vs. Cin. (12/28)	7	5	81	0	0	-5
vs. S.D. (1/3)	0	1	16	0	1	20
TOTAL	28	26	505	30	25	430

## 2015 SCORING DRIVE LENGTH

(MINUS)	DENVER		OPPONENTS	
	TD	FG	TD	FG
0-9	—	—	—	3
10-19	1	3	2	1
20-29	1	2	3	—
30-39	1	3	3	4
40-49	-	5	1	7
50-59	4	5	1	5
60-69	3	7	5	3
70-79	6	3	2	2
80-89	16	2	10	—
90-99	—	—	2	—
TOTAL	32	30	29	25

## LONGEST SCORING DRIVES OF 2015

Most Plays:	<b>Broncos:</b>	17	(vs. Bal., Sept. 13, FG, 81 yds., 10:56)
	<b>Opponent:</b>	15	(vs. Cin., Dec. 28, TD, 80 yds., 7:34)
Most Yards:	<b>Broncos:</b>	85	(2x, last at Pit., Dec. 20, TD, 12 plays, 5:35)
	<b>Opponent:</b>	97	(vs. Min., Oct. 4, TD, 9 plays, 4:48)
Most Time:	<b>Broncos:</b>	10:56	(vs. Bal., Sept. 13, FG, 17 plays, 81 yds.)
	<b>Opponent:</b>	7:50	(vs. Cin., Dec. 28, TD, 13 plays, 90 yds.)

## SHORTEST SCORING DRIVES OF 2015

Fewest Plays:	<b>Broncos:</b>	1	(4x, last vs. S.D., Jan. 3, TD, 23 yds., 0:06)
	<b>Opponent:</b>	1	(2x, last vs. S.D., Jan. 3, TD, 80 yds., 0:11)
Fewest Yards:	<b>Broncos:</b>	14	(at Oak., Oct. 11, FG, 5 plays, 1:56)
	<b>Opponent:</b>	4	(vs. S.D., Jan. 3, FG, 4 plays, 0:58)
Least Time:	<b>Broncos:</b>	0:06	(vs. S.D., Jan. 3, TD, 1 play, 23 yds.)
	<b>Opponent:</b>	0:11	(2x, last vs. S.D., Jan. 3, TD, 1 play, 80 yds.)

## 2015 SACK CHART

**Von Miller (11.0)** — 1.0 at K.C. (9/17), 1.0 vs. Min. (10/4), 1.0 at Oak. (10/11), 1.0 vs. G.B. (11/1), 1.0 vs. K.C. (11/15), 1.0 at Chi. (11/22), 1.0 vs. N.E. (11/29), 2.0 at S.D. (12/6), 1.0 vs. Oak. (12/13), 1.0 vs. S.D. (1/3); **DeMarcus Ware (7.5)** — 1.0 vs. Bal. (9/13), 1.0 at K.C. (9/17), 1.5 at Det. (9/27), 1.0 vs. Min. (10/4), 1.0 vs. G.B. (11/1), 1.0 at Ind. (11/8), 1.0 vs. S.D. (1/3); **Shaquil Barrett (5.5)** — 1.0 at Det. (9/27), 1.0 at Oak. (10/11), 1.5 at Cle. (10/18), 1.0 at S.D. (12/6), 1.0 vs. Oak. (12/13); **Derek Wolfe (5.5)** — 1.0 at Chi. (11/22), 1.0 vs. N.E. (11/29), 1.0 vs. Oak. (12/13), 0.5 at Pit. (12/20), 1.0 vs. Cin. (12/28), 1.0 vs. S.D. (1/3); **Malik Jackson (5.0)** — 1.0 at K.C. (9/17), 0.5 at Det. (9/27), 1.0 at Oak. (10/11), 1.0 at Cle. (10/18), 1.5 at Pit. (12/20); **Shane Ray (4.0)** — 1.0 vs. Min. (10/4), 1.0 at Oak. (10/11), 1.0 at S.D. (12/6), 1.0 at Pit. (12/20); **Sylvester Williams (3.0)** — 1.0 at Det. (9/29), 1.0 vs. Min. (10/4), 1.0 vs. K.C. (11/15); **Antonio Smith (2.5)** — 1.0 at K.C. (9/17), 0.5 at Cle. (10/18), 1.0 vs. G.B. (11/1); **T.J. Ward (2.0)** — 2.0 vs. Min. (10/4); **Vance Walker (2.0)** — 1.0 vs. N.E. (11/29), 1.0 vs. Cin. (12/28); **Brandon Marshall (1.5)** — 1.0 vs. Bal. (9/13), 0.5 at Cle. (10/18); **David Bruton Jr. (1.0)** — 1.0 at K.C. (9/17); **Corey Nelson (1.0)** — 1.0 vs. Min. (10/4); **Lerentee McCray (0.5)** — 0.5 at Cle. (10/18).

## 2015 INTERCEPTION CHART

**Ajib Talib (3)** — 1 vs. Bal. (9/13), 1 at K.C. (9/17), 1 at Cle. (10/18); **Chris Harris Jr. (2)** — 1 at K.C. (9/17), 1 at Oak. (10/11); **David Bruton Jr. (2)** — 1 at Det. (9/27), 1 at Cle. (10/18); **Danny Trevathan (2)** — 1 at Chi. (11/22), 1 at S.D. (12/6); **Josh Bush (1)** — 1 at Pit. (12/20); **Shiloh Keo (1)** — 1 vs. S.D. (1/3); **Brandon Marshall (1)** — 1 at Pit. (12/20); **Bradley Roby (1)** — 1 at Det. (10/4); **Darian Stewart (1)** — 1 vs. Bal. (9/13).

## 2015 GAME-BY-GAME STARTERS

### OFFENSE

GAME	WR	LT	LG	C	RG	RT	WR	TE	QB	RB	FB (Other)
vs. Bal. (9/13)	Thomas	Sambrailo	Mathis	Paradis	Vasquez	Harris	Sanders	Daniels	Manning	Anderson	Norwood (WR)
at K.C. (9/17)	Thomas	Sambrailo	Mathis	Paradis	Vasquez	Harris	Sanders	Daniels	Manning	Anderson	Green
at Det. (9/27)	Thomas	Sambrailo	Mathis	Paradis	Vasquez	Harris	Sanders	Daniels	Manning	Anderson	Norwood (WR)
vs. Min. (10/4)	Thomas	Harris	Mathis	Paradis	Vasquez	Schofield	Sanders	Daniels	Manning	Anderson	Norwood (WR)
at Oak. (10/11)	Thomas	Harris	Mathis	Paradis	Vasquez	Schofield	Sanders	Daniels	Manning	Anderson	Norwood (WR)
at Cle. (10/18)	Thomas	Harris	Mathis	Paradis	Vasquez	Schofield	Sanders	Daniels	Manning	Anderson	Green (TE)
vs. G.B. (11/1)	Thomas	Harris	Mathis	Paradis	Vasquez	Schofield	Sanders	Daniels	Manning	Hillman	Green (TE)
at Ind. (11/8)	Thomas	Harris	Mathis	Paradis	Vasquez	Schofield	Sanders	Daniels	Manning	Hillman	Green (TE)
vs. K.C. (11/15)	Thomas	Harris	Mathis	Paradis	Vasquez	Schofield	Sanders	Daniels	Manning	Hillman	Green (TE)
at Chi. (11/22)	Thomas	Harris	Mathis	Paradis	Vasquez	Schofield	Latimer	Daniels	Osweller	Hillman	V. Davis (TE)
vs. N.E. (11/29)	Thomas	Harris	Garcia	Paradis	Vasquez	Schofield	Sanders	Daniels	Osweller	Hillman	V. Davis (TE)
at S.D. (12/6)	Thomas	Harris	Mathis	Paradis	Garcia	Schofield	Sanders	Daniels	Osweller	Hillman	V. Davis (TE)
vs. Oak. (12/13)	Thomas	Harris	Mathis	Paradis	Vasquez	Schofield	Sanders	Daniels	Osweller	Hillman	V. Davis (TE)
at Pit. (12/20)	Thomas	Harris	Garcia	Paradis	Vasquez	Schofield	Sanders	Daniels	Osweller	Hillman	Fowler (WR)
vs. Cin. (12/28)	Thomas	Harris	Garcia	Paradis	Vasquez	Schofield	Sanders	Daniels	Osweller	Hillman	Thompson
vs. S.D. (1/3)	Thomas	Harris	Garcia	Paradis	Vasquez	Schofield	Sanders	Daniels	Osweller	Hillman	Norwood (WR)

### DEFENSE

GAME	DE	NT	DE	SLB	WLB	ILB	ILB	LCB	RCB	SS	FS
vs. Bal. (9/13)	Walker	Williams	Jackson	Miller	Ware	Marshall	Trevathan	Talib	Harris Jr.	Bruton Jr.	Stewart
at K.C. (9/17)	Walker	Williams	Jackson	Miller	Ware	Marshall	Trevathan	Talib	Harris Jr.	Ward	Stewart
at Det. (9/27)	Walker	Williams	Jackson	Miller	Ware	Marshall	Trevathan	Talib	Harris Jr.	Ward	Stewart
vs. Min. (10/4)	Walker	Williams	Jackson	Miller	Ware	Marshall	Trevathan	Talib	Harris Jr.	Ward	T. Davis (LB)
at Oak. (10/11)	Wolfe	Williams	Jackson	Miller	Ware	Marshall	Trevathan	Talib	Harris Jr.	Ward	Stewart
at Cle. (10/18)	Wolfe	Williams	Jackson	Miller	Barrett	Marshall	Trevathan	Talib	Harris Jr.	Ward	Stewart
vs. G.B. (11/1)	Wolfe	Williams	Jackson	Miller	Ware	Marshall	Trevathan	Talib	Harris Jr.	Ward	Roby (CB)
at Ind. (11/8)	Wolfe	Williams	Jackson	Miller	Ware	Marshall	Trevathan	Talib	Harris Jr.	Ward	Stewart
vs. K.C. (11/15)	Wolfe	Williams	Jackson	Miller	Barrett	Marshall	Trevathan	Roby	Harris Jr.	Ward	Stewart
at Chi. (11/22)	Wolfe	Williams	Jackson	Miller	Barrett	Marshall	Trevathan	Talib	Harris Jr.	Ward	Stewart
vs. N.E. (11/29)	Wolfe	Williams	Jackson	Miller	Barrett	Marshall	Trevathan	Talib	Harris Jr.	Ward	Stewart
at S.D. (12/6)	Wolfe	Roby (CB)	Jackson	Miller	Barrett	Marshall	Trevathan	Talib	Harris Jr.	Bruton Jr.	Stewart
vs. Oak. (12/13)	Wolfe	Williams	Jackson	Miller	Barrett	Marshall	T. Davis	Talib	Harris Jr.	Roby (CB)	Stewart
at Pit. (12/20)	Wolfe	Williams	Jackson	Miller	Ware	Marshall	Trevathan	Talib	Harris Jr.	Bruton Jr.	Bush
vs. Cin. (12/28)	Wolfe	Williams	Jackson	Miller	Ware	Marshall	Trevathan	Talib	Harris Jr.	Ward	Stewart
vs. S.D. (1/3)	Wolfe	Williams	Jackson	Miller	Ware	Marshall	Trevathan	Talib	Harris Jr.	Ward	Stewart

## 2015 INDIVIDUAL SINGLE-GAME HIGHS

### BRONCOS

STATISTIC	TOTAL	PLAYER(S)
YARDS RUSHING	117	Ronnie Hillman, vs. S.D. (1/3/16)
RUSHING ATTEMPTS	21	Ronnie Hillman, at Chi. (11/22/15)
RUSHING TOUCHDOWNS	2	twice (last by C.J. Anderson, vs. N.E., 11/29/15)
YARDS PASSING	340	Peyton Manning, vs. G.B. (11/1/15)
PASS ATTEMPTS	51	Brock Osweiler, vs. Oak. (12/13/15)
PASS COMPLETIONS	35	Brock Osweiler, vs. Oak. (12/13/15)
TOUCHDOWN PASSES	3	twice (last by Brock Osweiler, at Pit., 12/20/15)
PASSES HAD INTERCEPTED	4	Peyton Manning, vs. K.C. (11/15/15)
RECEPTIONS	10	three times (last by Emmanuel Sanders, at Pit., 12/20/15)
RECEIVING YARDS	181	Emmanuel Sanders, at Pit. (12/20/15)
RECEIVING TOUCHDOWNS	2	twice (last by Demaryius Thomas, at Pit., 12/20/15)
TOTAL YARDS FROM SCRIMMAGE	205	Emmanuel Sanders, at Pit. (12/20/15)
ALL-PURPOSE YARDS	205	Emmanuel Sanders, at Pit. (12/20/15)
FIELD GOALS	4	three times (last by Brandon McManus, vs. Oak., 12/13/15)
TACKLES	19	Danny Trevathan, at Ind. (11/8/15)
INTERCEPTIONS	1	13 times (last by Shiloh Keo, vs. S.D., 1/3/16)
SACKS	2	Von Miller, at S.D. (12/6/15)
LONGEST RUN FROM SCRIMMAGE	72	Ronnie Hillman, vs. Min. (10/4/15)
LONGEST PASS COMPLETION	75	Peyton Manning, at Cle. (10/18/15)
LONGEST PASS RECEPTION	75	Emmanuel Sanders, at Cle. (10/18/15)
LONGEST INTERCEPTION RETURN	74	Chris Harris Jr., at Oak. (10/11/15)
LONGEST PUNT RETURN	83	Omar Bolden, at Ind. (11/8/15)
LONGEST KICKOFF RETURN	41	Omar Bolden, at Ind. (11/8/15)
LONGEST PUNT	62	Britton Colquitt, vs. Bal. (9/13/15)
LONGEST FIELD GOAL	57	Brandon McManus, vs. Bal. (9/13/15)

### OPPONENTS

STATISTIC	TOTAL	PLAYER(S)
YARDS RUSHING	125	Jamaal Charles, at K.C. (9/17/15)
RUSHING ATTEMPTS	28	Frank Gore, at Ind. (11/8/15)
RUSHING TOUCHDOWNS	1	nine times (last by Mohamed Sanu, vs. Cin., 12/28/15)
YARDS PASSING	380	Ben Roethlisberger, at Pit. (12/20/15)
PASS ATTEMPTS	55	Ben Roethlisberger, at Pit. (12/20/15)
PASS COMPLETIONS	40	Ben Roethlisberger, at Pit. (12/20/15)
TOUCHDOWN PASSES	3	twice (last by Ben Roethlisberger, at Pit., 12/20/15)
PASSES HAD INTERCEPTED	2	five times (last by Ben Roethlisberger, at Pit., 12/20/15)
RECEPTIONS	16	Antonio Brown, at Pit. (12/20/15)
RECEIVING YARDS	189	Antonio Brown, at Pit. (12/20/15)
RECEIVING TOUCHDOWNS	2	twice (last by Antonio Brown, at Pit., 12/20/15)
TOTAL YARDS FROM SCRIMMAGE	189	Antonio Brown, at Pit. (12/20/15)
ALL-PURPOSE YARDS	212	Antonio Brown, at Pit. (12/20/15)
FIELD GOALS	5	Cairo Santos, vs. K.C., 11/15/15)
TACKLES	12	twice (last by Jonathan Freeny, vs. N.E., 11/29/15)
INTERCEPTIONS	2	twice (last by Karlos Dansby, at Cle., 10/18/15)
SACKS	5	Khalil Mack, vs. Oak. (12/13/15)
LONGEST RUN FROM SCRIMMAGE	48	Adrian Peterson, vs. Min. (10/4/15)
LONGEST PASS COMPLETION	80	twice (last by Philip Rivers, vs. S.D., 1/3/16)
LONGEST PASS RECEPTION	80	twice (last by Tyrell Williams, vs. S.D., 1/3/16)
LONGEST INTERCEPTION RETURN	55	Marcus Peters, at K.C. (9/17/15)
LONGEST PUNT RETURN	28	T.J. Jones, at Det. (9/27/15)
LONGEST KICKOFF RETURN	32	Jeremy Ross, vs. Oak. (12/13/15)
LONGEST PUNT	66	Sam Martin, at Det. (9/27/15)
LONGEST FIELD GOAL	56	Mason Crosby, vs. G.B. (11/1/15)

## 2015 TEAM SINGLE-GAME HIGHS & LOWS

### BRONCOS

STATISTIC	HIGH	LOW
TOTAL FIRST DOWNS	24 vs. G.B., (11/1/15)	15 at Oak. (10/11/15)
TOTAL NET YARDS	503 vs. S.D. (1/3/16)	219 vs. Bal. (9/13/15)
TOTAL OFFENSIVE PLAYS	81 at Cle. (10/18/15)	51 at Ind. (11/8/15)
NET YARDS RUSHING	210 vs. S.D. (1/3/16)	34 vs. Oak. (12/13/15)
RUSHING ATTEMPTS	39 twice (last at S.D., 12/6/15)	14 at Ind. (11/8/15)
NET YARDS PASSING	340 vs. G.B., (11/1/15)	150 vs. Bal. (9/13/15)
PASS ATTEMPTS	51 vs. Oak. (12/13/15)	26 at S.D. (12/6/15)
PASS COMPLETIONS	35 vs. Oak. (12/13/15)	16 at S.D. (12/6/15)
PASSES HAD INTERCEPTED	4 vs. K.C. (11/15/15)	0 three times (last vs. Cin., 12/28/15)
TIMES SACKED	5 three times (last vs. Oak., 12/13/15)	0 twice (last vs. G.B., 11/1/15)
PUNTS	8 vs. N.E. (11/29/15)	3 three times (last vs. S.D., 1/3/16)
GROSS PUNTING AVERAGE	51.8 vs. Bal. (9/13/15)	36.6 at S.D. (12/6/15)
NET PUNTING AVERAGE	45.4 vs. Bal. (9/13/15)	31.2 at Oak. (10/11/15)
PUNT RETURNS	4 vs. N.E. (11/29/15)	0 twice (last at Chi., 11/22/15)
PUNT RETURN YARDS	83 at Ind. (11/8/15)	0 twice (last at Chi., 11/22/15)
KICKOFF RETURNS	6 at Cle. (10/18/15)	0 five times (last vs. S.D., 1/3/16)
KICKOFF RETURN YARDS	110 at Cle. (10/18/15)	0 five times (last vs. S.D., 1/3/16)
INTERCEPTION RETURNS	2 five times (last at Pit., 12/20/15)	0 five times (last vs. Oak., 12/13/15)
INTERCEPTION RETURN YARDS	74 at Oak. (10/11/15)	0 five times (last vs. Oak., 12/13/15)
PENALTIES	12 at Pit. (12/20/15)	3 at S.D. (12/6/15)
YARDS PENALIZED	127 at Pit. (12/20/15)	18 at S.D. (12/6/15)
FUMBLES	4 vs. Oak. (12/13/15)	0 nine times (last at S.D., 12/6/15)
FUMBLES LOST	3 vs. S.D. (1/3/16)	0 11 times (last at S.D., 12/6/15)
SACKS MADE	7 vs. Min. (10/4/15)	1 at Ind. (11/8/15)
FUMBLES FORCED	4 at S.D. (12/6/15)	0 four times (last at Pit., 12/20/15)
FUMBLES RECOVERED	3 at K.C. (9/17/15)	0 seven times (last vs. S.D., 1/3/16)
TIME OF POSSESSION	37:17 vs. Bal. (9/13/15)	21:21 at Ind. (11/8/15)

### OPPONENTS

STATISTIC	HIGH	LOW
TOTAL FIRST DOWNS	28 at Pit. (12/20/15)	8 vs. Oak. (12/13/15)
TOTAL NET YARDS	377 at Pit. (12/20/15)	126 vs. Oak. (12/13/15)
TOTAL OFFENSIVE PLAYS	77 at Ind. (11/8/15)	46 vs. G.B., (11/1/15)
NET YARDS RUSHING	144 at K.C. (9/17/15)	23 at Pit. (12/20/15)
RUSHING ATTEMPTS	40 at Ind. (11/8/15)	16 vs. N.E. (11/29/15)
NET YARDS PASSING	354 at Pit. (12/20/15)	50 vs. G.B., (11/1/15)
PASS ATTEMPTS	55 at Pit. (12/20/15)	22 vs. G.B., (11/1/15)
PASS COMPLETIONS	40 at Pit. (12/20/15)	12 vs. Oak. (12/13/15)
PASSES HAD INTERCEPTED	2 five times (last at Pit., 12/20/15)	0 seven times (last vs. Cin., 12/28/15)
TIMES SACKED	7 vs. Min. (10/4/15)	1 at Ind. (11/8/15)
PUNTS	10 twice (last vs. Oak., 12/13/15)	4 four times (last at S.D., 12/6/15)
GROSS PUNTING AVERAGE	53.2 at Det. (9/27/15)	34.3 at Chi. (11/22/15)
NET PUNTING AVERAGE	52.5 at K.C. (9/17/15)	28.6 at Ind. (11/8/15)
PUNT RETURNS	4 three times (last vs. Cin. 12/28/15)	1 seven times (last vs. S.D., 1/3/16)
PUNT RETURN YARDS	34 at Cle. (10/18/15)	0 vs. S.D. (1/3/16)
KICKOFF RETURNS	4 at Cle. (10/18/15)	0 twice (last vs. N.E., 11/29/15)
KICKOFF RETURN YARDS	85 at Cle. (10/18/15)	0 twice (last vs. N.E., 11/29/15)
INTERCEPTION RETURNS	5 vs. K.C. (11/15/15)	0 three times (last vs. Cin., 12/28/15)
INTERCEPTION RETURN YARDS	62 vs. K.C. (11/15/15)	0 six times (last vs. Cin., 12/28/15)
PENALTIES	11 vs. K.C. (11/15/15)	0 at Chi. (11/22/15)
YARDS PENALIZED	102 vs. K.C. (11/15/15)	0 at Chi. (11/22/15)
FUMBLES	4 at S.D. (12/6/15)	0 four times (last at Pit., 12/20/15)
FUMBLES LOST	3 at K.C. (9/17/15)	0 seven times (last vs. S.D., 1/3/16)
SACKS MADE	5 three times (last vs. Oak., 12/13/15)	0 twice (last vs. G.B., 11/1/15)
FUMBLES FORCED	4 vs. Oak. (12/13/15)	0 10 times (last at S.D., 12/6/15)
FUMBLES RECOVERED	3 vs. S.D. (1/3/16)	0 11 times (last at S.D., 12/6/15)
TIME OF POSSESSION	38:39 at Ind. (11/8/15)	22:43 vs. Bal. (9/13/15)

## 2015 BRONCOS GAME-BY-GAME STATISTICS

	Baltimore	at Kansas City	at Detroit	Minnesota	at Oakland	at Cleveland	Green Bay	at Indianapolis	Kansas City	at Chicago	New England	at San Diego	Oakland	at Pittsburgh	Cincinnati	San Diego	TOTALS	Pittsburgh (AFC-D)	New England (AFC-C)	Carolina (SB 50)	TOTALS
First Downs																					
Total	16	21	19	18	15	21	24	16	18	21	23	19	20	22	21	314	314	19	12	11	42
Rushing	4	3	3	4	2	6	9	2	4	7	9	9	3	4	5	11	85	6	2	4	12
Passing	11	15	14	11	11	15	15	13	11	14	12	8	14	14	13	10	201	12	9	5	26
Penalty	1	3	2	3	2	0	0	1	3	0	2	2	3	4	4	0	28	1	1	2	4
Third-Down Efficiency																					
Converted	8	6	4	2	2	4	6	6	3	6	4	6	4	9	4	5	79	3	6	1	10
Attempts	18	16	13	9	13	18	12	12	14	16	13	18	17	11	11	224	15	17	14	21	
Efficiency	44.4%	37.5%	32.3%	22.2%	15.4%	22.2%	50.0%	50.0%	21.4%	42.9%	25.0%	46.2%	22.2%	52.9%	36.4%	45.5%	35.3%	20.0%	35.3%	7.1%	21.6%
Fourth-Down Efficiency																					
Converted	0	0	1	1	0	1	0	0	2	0	1	0	1	0	0	0	7	0	0	0	0
Attempts	0	1	1	1	0	1	0	0	3	1	1	0	3	2	0	0	14	1	0	0	0
Efficiency	0.0%	0.0%	100.0%	100.0%	0.0%	100.0%	0.0%	0.0%	66.7%	66.7%	66.7%	0.0%	33.3%	0.0%	0.0%	0.0%	50.0%	0.0%	0.0%	0.0%	0.0%
Total Offense																					
Net Yards	219	299	354	344	297	442	500	309	221	389	433	293	310	385	390	503	5,688	324	244	194	762
Plays	69	70	62	53	55	81	63	61	65	68	77	66	77	71	63	65	1,056	71	65	56	192
Avg./play	3.2	4.3	5.7	6.5	5.4	5.5	7.9	6.1	3.4	5.7	5.6	4.4	4.0	5.4	6.2	7.7	5.4	4.6	3.8	3.5	4.0
Rushing																					
Net Yards	69	61	41	144	43	152	160	35	69	170	179	134	34	104	113	210	1,718	109	99	90	298
Attempts	25	22	19	24	18	33	34	14	16	36	32	39	21	25	21	32	411	33	30	28	91
Avg./rush	2.8	2.8	2.2	6.0	2.4	4.6	4.7	2.5	4.3	4.7	5.6	3.4	1.6	4.2	5.4	6.6	4.2	3.3	3.3	3.2	3.3
TFL-yds.	3.6	1-3	1-3	2-3	2-2	2-3	6-10	4-10	1-3	1-2	4-6	3-5	1-3	2-8	0-0	3-4	40-81	5-8	5-8	4-7	14-23
Passing																					
Net Yards	150	238	313	200	254	290	340	274	152	219	254	159	276	281	277	293	3,970	215	145	104	464
Sacks	4	3	1	2	2	0	0	1	5	5	3	1	5	2	3	2	39	1	3	5	9
Yds. Lost	25	18	11	13	12	0	0	7	29	31	16	7	32	15	22	8	246	7	31	37	75
Gross Yds.	175	256	324	213	266	290	340	281	181	250	270	166	308	296	299	301	4,216	222	176	141	539
Attempts	40	45	42	27	35	48	29	36	24	27	42	26	51	44	39	31	606	37	32	23	92
Compl.	24	26	31	17	22	26	21	21	19	24	28	16	35	21	29	36	21	17	13	55	41
Pct.	60.0%	57.8%	73.8%	63.0%	62.9%	54.2%	72.4%	58.3%	43.2%	74.1%	54.8%	61.5%	68.6%	47.7%	69.2%	61.3%	60.7%	56.8%	53.1%	56.5%	55.4%
Int.	1	1	1	2	2	3	1	2	5	0	1	1	0	1	0	2	23	0	0	1	1
Avg./play	3.4	5.0	7.3	6.9	6.9	6.0	11.7	7.4	3.1	6.8	5.6	5.9	4.9	6.1	6.6	8.9	6.2	5.7	4.1	3.7	4.6
Kickoffs																					
No.	6	6	5	6	5	6	6	4	3	3	6	4	6	5	5	6	82	6	5	6	17
In End Zone-TB	5-5	6-5	5-5	5-4	4-3	3-2	6-4	2-2	0-0	3-1	6-6	4-3	5-4	5-3	3-3	5-5	67-55	6-6	4-4	5-4	15-14
Punts																					
No.	5	7	3	6	7	3	6	7	6	7	8	5	4	6	5	3	85	6	9	8	10
Yards	259	314	213	141	252	319	120	215	277	277	347	183	178	258	217	134	3,704	282	423	367	1,272
Avg.	51.8	44.9	42.6	47.0	42.0	45.6	40.0	43.0	46.2	39.6	43.4	36.6	44.5	43.0	43.4	44.7	43.6	47.0	47.0	45.9	46.6
Net Avg.	45.4	42.7	37.0	44.7	31.2	37.9	37.0	42.6	45.2	39.0	38.3	31.8	37.3	39.2	41.8	44.7	39.5	40.3	41.7	45.6	42.7
Had Blocked	0	0	0	0	0	0	0	0	0	0	0	0	0	0	0	0	0	0	0	0	0
Kicks Had Blocked																					
No.	0	0	0	0	0	0	0	0	0	0	0	0	0	0	0	0	0-0	0-0	0-0	0-0	0-0
Punt Returns																					
No.	3	0	2	1	1	3	3	1	1	0	4	1	2	3	2	29	1	0	3	1	5
Yards	20	0	13	2	4	19	12	83	11	0	24	21	17	4	20	33	283	42	21	61	124
Avg.	6.7	0.0	6.5	2.0	4.0	6.3	4.0	83.0	11.0	0.0	6.0	21.0	5.7	4.0	10.0	11.0	9.8	42.0	7.0	61.0	24.8
Kickoff Returns																					
No.	0	1	0	2	2	6	1	2	0	3	2	1	0	4	3	0	27	0	1	2	3
Yards	0	21	0	55	54	110	13	69	0	45	46	33	0	74	68	0	588	0	3	42	45
Avg.	0.0	21.0	0.0	27.5	27.0	18.3	13.0	34.5	0.0	15.0	23.0	33.0	0.0	18.5	22.7	0.0	21.8	0.0	3.0	21.0	15.0
Interception Returns																					
No.	2	2	2	0	1	2	0	0	0	1	0	1	0	2	0	1	14	0	2	1	3
Yards	51	29	31	0	74	62	0	0	0	14	0	25	0	13	0	22	321	0	12	-3	3
Avg.	25.5	14.5	15.5	0.0	74.0	31.0	0.0	0.0	0.0	14.0	0.0	25.0	0.0	6.5	0.0	0.0	22.9	0.0	6.0	-3.0	3.0
Penalties																					
Number	8	8	9	8	6	8	11	8	5	8	6	3	4	12	5	6	115	4	7	6	17
Yds. Lost	45	85	94	40	103	81	93	56	55	118	46	18	27	127	40	35	1,063	49	51	51	151
Fumbles																					
No.	0	0	1	0	0	1	0	0	1	0	2	0	4	3	1	3	16	8	1	1	5
Lost	0	0	1	0	0	0	0	0	0	0	0	0	2	1	1	3	8	0	1	1	2
Touchdowns																					
Total TDs	1	4	3	2	1	2	3	3	2	2	4	2	0	4	2	3	38	1	2	2	5
Rush	0	0	1	1	0	0	3	0	1	0	3	0	0	1	1	2	13	1	0	1	2
Pass	0	3	2	1	0	1	0	2	1	2	1	0	3	1	1	1	19	0	2	0	2
Returns	1	1	0	0	1	1	0	1	0	0	1	0	1	0	0	0	6	0	0	1	1
Extra Points																					
Made-Attempts	1-1	4-4	3-3	2-2	1-1	2-2	3-3	3-3	1-2	2-2	3-3	2-2	0-0	3-4	2-2	3-3	35-37	1-1	2-2	2-2	5-5
Kicking Mid.-Att.	1-1	4-4	3-3	2-2	1-1	2-2	3-3	3-3	1-1	2-2	3-3	2-2	0-0	3-4	2-2	3-3	35-36	0-0	2-2	1-1	3-3
Rushing Mid.-Att.	0-0	0-0	0-0	0-0	0-0	0-0	0-0	0-0	0-1	0-0	0-0	0-0	0-0	0-0	0-0	0-0	0-1	0-0	0-0	0-0	0-0
Passing Mid.-Att.	0-0	0-0	0-0	0-0	0-0	0-0	0-0	0-0	0-0	0-0	0-0	0-0	0-0	0-0	0-0	0-0	0-0	1-1	0-0	1-1	2-2
Field Goals																					
Made-Attempts	4-4	1-1	1-1	3-3	3-3	4-5	2-2	1-1	0-0	1-1	1-2	1-2	4-5	0-0	2-3	2-2	30-35	5-5	2-2	3-3	10-10
Red Zone Efficiency																					
Scored-Attempts	0-1	3-3	2-3	1-3	0-3	0-3	2-3	1-2	2-3	1-3	3-4	1-2	0-3	3-3	1-3	1-2	21-44	1-2	1-2	1-4	3-8
Efficiency	0.0%	100.0%	66.7%	33.3%	0.0%	0.0%	66.7%	50.0%	66.7%	33.3%	75.0%	50.0%	0.0%	100.0%	33.3%	50.0%	47.7%	50.0%	50.0%	25.0%	37.5%
Goal-to-Go Efficiency																					
Scored-Attempts	0-0	1-1	1-1	0-1	0-1	0-0	2-2	1-1	1-1	1-2	1-2	0-2	2-2	0-0	0-0	0-0	12-19	1-1	0-1	1-1	2-3
Efficiency	0.0%	100.0%	100.0%	100.0%	0.0%	0.0%	100.0%	100.0%	0.0%	50.0%	50.0%	0.0%	100.0%	0.0%	100.0%	0.0%	63.2%	100.0%	0.0%	100.0%	66.7%
Safeties	0	0	0	0	0	0	1	0	0	0	0	0	0	0	0	0	1	0	0	0	0
Total Points	19	31	24	23	16	26	29	24	13	17	30	17	12	27	20	27	355	23	20	27	63
Time of Poss.	37:17	31:17	28:52	26:06	25:51	36:54	33:27	21:21	26:33	33:13	36:31	32:57	35:58	28:44	27:50	25:28	29:57	31:33	29:48	27:13	29:31

	Baltimore	at Kansas City	at Detroit	Minnesota	at Oakland	at Cleveland	Green Bay	at Indianapolis	Kansas City	at Chicago	New England	at San Diego	Oakland	at Pittsburgh	Cincinnati	San Diego	TOTALS	Pittsburgh (AFC-D)	New England (AFC-C)	Carolina (SB 50)	TOTALS
First Downs																					
Total	11	20	22	19	20	20	14	27	13	19	16	15	8	28	23	15	289	16	20	21	57
Rushing	6	7	3	5	3	8	7	7	8	5	1	6	1	3	6	5	81	4	3	8	15
Passing	4	9	14	13	13	10	3	13	4	9	13	8	6	21	14	8	162	10	13	10	33
Penalty	1	4	5	1	4	2	4	7	1	5	2	1	1	4	2	2	46	2	4	3	9
Third-Down Efficiency	2	0	4	6	7	6	2	12	4	4	2	5	3	7	10	6	80	2	2	3	42
Attempts	13	7	12	16	16	15	8	20	16	12	13	14	15	15	17	18	227	12	15	15	77
Efficiency	15.4%	0.0%	33.3%	37.5%	43.8%	40.0%	25.0%	60.0%	25.0%	33.3%	15.4%	35.7%	20.0%	46.7%	58.8%	33.3%	35.7%	16.7%	13.3%	20.0%	16.7%
Fourth-Down Efficiency	1	0	0	2	3	1	0	0	1	0	0	0	0	0	0	0	5	0	2	0	2
Converted	1	0	0	1	2	1	0	0	1	1	1	2	0	0	0	2	14	2	4	0	6
Attempts	100.0%	0.0%	0.0%	100.0%	50.0%	0.0%	0.0%	0.0%	0.0%	0.0%	0.0%	0.0%	0.0%	0.0%	0.0%	0.0%	30.8%	0.0%	50.0%	0.0%	33.3%
Total Offense																					
Net Yards	173	314	290	325	288	298	140	365	303	347	301	272	126	377	294	317	4,530	396	336	315	1,047
Plays	57	58	68	69	68	76	46	77	65	59	61	62	55	75	70	67	1,033	59	77	75	211
Avg./play	3.0	5.4	4.3	4.7	4.2	3.9	3.0	4.7	4.7	5.9	4.9	4.4	2.3	5.0	4.2	4.7	4.4	6.7	4.4	4.2	5.0
Rushing																					
Net Yards	73	147	28	113	65	109	90	120	106	86	39	93	27	23	108	110	1,337	85	44	118	247
Attempts	23	28	19	21	25	33	21	40	32	25	16	23	27	17	33	29	408	19	17	27	63
Avg./rush	3.2	5.3	1.5	5.4	2.6	3.3	4.3	3.0	3.3	3.4	2.4	4.0	1.2	1.4	3.3	3.8	3.3	4.5	2.6	4.4	3.9
TFL - yds.	3.3	1-2	3-4	4-5	2-2	5-9	1-1	6-12	0-0	1-2	1-1	1-6	1-5	1-2	2-4	3-4	35-62	3-7	1-1	1-1	5-9
Passing																					
Net Yards	100	167	262	212	223	189	50	245	197	261	262	179	99	354	186	207	3,193	311	292	197	800
Sacks	2	5	4	7	4	4	3	1	2	2	3	4	3	3	2	3	52	3	4	7	14
Yds. Lost	17	24	20	57	26	24	27	7	7	2	18	23	36	26	14	21	349	28	18	68	114
Gross Yds.	117	191	282	269	249	213	77	252	204	265	280	202	135	380	200	228	3,544	339	310	265	914
Attempts	32	25	45	41	39	39	22	36	31	32	42	35	29	55	35	35	573	37	56	41	134
Compl.	18	16	31	27	26	23	14	21	17	18	23	18	12	40	22	21	344	24	27	18	69
Pct.	56.3%	64.0%	68.9%	65.9%	66.7%	51.3%	63.6%	58.3%	54.8%	56.3%	54.8%	51.4%	41.4%	72.7%	62.9%	60.0%	60.0%	64.9%	48.2%	43.9%	51.5%
Int.	2	2	2	0	1	2	0	0	1	0	1	0	1	1	0	1	14	0	2	1	3
Avg./play	2.9	5.6	5.3	4.4	5.2	4.4	2.0	6.6	6.0	7.7	5.8	4.6	3.1	6.1	5.0	5.4	5.1	7.8	4.9	4.1	5.4
Kickoffs																					
No.	4	5	3	5	3	6	4	6	7	5	4	2	3	7	5	5	74	5	5	3	13
In End Zone-TB	4-4	5-4	3-3	5-3	0-0	3-0	3-3	6-4	7-7	2-1	4-2	2-1	3-3	5-3	5-2	5-5	62-45	4-4	4-4	2-1	10-9
Punts																					
No.	6	4	5	5	4	7	5	5	2	4	10	4	10	6	5	7	92	6	6	7	19
Yards	310	210	266	217	207	322	231	226	226	137	450	192	460	232	237	355	4,278	238	281	315	834
Avg.	51.7	52.5	53.2	43.4	51.8	46.0	46.2	45.2	45.2	34.3	45.0	48.0	46.0	38.7	47.4	50.7	46.5	39.7	46.8	45.0	43.9
Net Avg.	48.3	52.5	46.6	43.0	50.8	40.4	43.8	28.6	43.0	34.3	40.6	42.8	43.4	38.0	35.4	43.1	42.1	29.3	43.3	33.4	36.3
Had Blocked	0	0	0	0	0	0	0	0	0	0	0	0	0	0	0	0	0	0	0	0	0
Kicks Had Blocked	0	0	0	0	0	0	0	0	0	0	0	0	0	0	0	0	0	0	0	0	0
Field Goals-Placed	0-0	0-0	0-1	0-0	1-0	0-0	0-0	0-0	0-0	0-0	0-0	0-0	0-0	0-0	0-0	0-0	1-1	0-0	0-0	0-0	0-0
Punt Returns																					
No.	2	4	1	1	1	3	1	3	3	1	4	1	3	3	4	1	36	4	4	3	11
Yards	32	15	28	7	25	34	9	2	6	4	21	4	29	23	8	0	247	20	48	2	70
Avg.	16.0	3.8	28.0	7.0	25.0	11.3	9.0	0.7	2.0	4.0	5.3	4.0	9.7	7.7	2.0	0.0	6.9	5.0	12.0	0.7	6.4
Kickoff Returns																					
No.	0	1	0	2	2	4	2	2	1	2	0	1	2	2	2	1	24	0	1	2	3
Yards	0	21	0	34	45	85	45	33	9	54	0	24	48	49	34	17	498	0	19	42	61
Avg.	0.0	21.0	0.0	17.0	22.5	21.3	22.5	16.5	9.0	27.0	0.0	24.0	24.0	24.5	17.0	17.0	20.8	0.0	19.0	21.0	20.3
Interception Returns																					
No.	1	1	1	2	2	3	1	2	5	0	1	1	0	1	0	2	23	0	0	1	1
Yards	24	55	1	32	11	48	0	1	62	0	0	0	0	0	0	45	279	0	0	19	0
Avg.	24.0	55.0	1.0	16.0	5.5	16.0	0.0	0.5	12.4	0.0	0.0	0.0	0.0	0.0	0.0	22.5	12.1	0.0	0.0	19.0	0.0
Penalties																					
Number	3	9	9	9	6	6	2	4	11	0	5	8	10	9	6	7	104	5	7	12	24
Yds. Lost	15	60	75	63	41	30	15	30	102	0	47	72	70	63	45	45	773	38	53	102	193
Fumbles																					
No.	0	3	1	3	3	1	3	0	0	1	1	4	3	0	1	3	27	2	1	4	7
Lost	0	3	1	1	2	1	0	0	0	1	1	2	0	0	1	0	13	1	0	3	4
Touchdowns																					
Total TDs	1	3	2	2	1	3	1	3	2	1	3	0	2	4	2	2	32	1	2	1	4
Rush	0	2	1	1	0	0	1	1	1	1	0	0	0	1	1	0	10	1	1	1	3
Pass	0	0	1	1	0	1	2	1	1	0	3	0	2	3	1	2	19	0	1	0	1
Returns	1	1	0	0	0	0	1	0	0	0	0	0	0	0	0	0	3	0	0	0	0
Extra Points																					
Make-Attempts	1-1	3-3	0-2	2-2	1-1	2-3	1-1	3-3	2-2	0-1	3-3	0-0	1-2	4-4	2-2	2-2	27-32	1-1	0-2	1-1	2-4
Kicking Mid.-Att.	1-1	3-3	0-0	2-2	1-1	2-2	1-1	3-3	2-2	0-0	3-3	0-0	1-1	4-4	2-2	2-2	27-28	1-1	0-1	1-1	2-3
Rushing Mid.-Att.	0-0	0-0	0-1	0-0	0-0	0-1	0-0	0-0	0-0	0-1	0-0	0-0	0-0	0-0	0-0	0-0	8-3	0-0	0-0	0-0	0-0
Passing Mid.-Att.	0-0	0-0	0-0	0-0	0-0	0-0	0-0	0-0	0-0	0-0	0-0	0-0	0-1	0-0	0-0	0-0	8-1	0-0	0-1	0-0	0-1
Field Goals																					
Make-Attempts	2-2	1-1	0-0	2-3	1-3	1-1	1-1	2-2	5-6	3-3	1-1	1-2	0-1	2-2	1-2	2-2	25-30	3-3	2-2	1-2	6-7
Red Zone Efficiency																					
Scored-Attempts	0-1	1-4	2-3	1-2	1-2	2-3	1-1	3-4	1-3	1-4	1-1	0-0	2-2	3-4	2-2	1-1	22-37	1-3	2-4	1-2	4-4
Efficiency	0.0%	25.0%	66.7%	50.0%	50.0%	66.7%	100.0%	75.0%	33.3%	25.0%	100.0%	0.0%	100.0%	75.0%	100.0%	100.0%	59.5%	33.3%	50.0%	50.0%	44.4%
Goal-to-Go Efficiency																					
Scored-Attempts	0-0	1-2	2-2	1-1	1-1	0-0	1-1	1-2	1-2	0-1	0-0	0-0	0-0	3-4	2-2	0-0	13-18	1-1	2-2	1-1	4-4
Efficiency	0.0%	50.0%	100.0%	100.0%	100.0%	0.0%	100.0%	50.0%	50.0%	0.0%	0.0%	0.0%	0.0%	75.0%	100.0%	0.0%	72.2%	100.0%	100.0%	100.0%	100.0%
Safeties	0	0	0	0	0	0	0	0	0	0	0	0	1	1	0	0	2	2	0	0	0
Total Points	13	24	12	10	20	23	10	27	29	15	24	3	15	34	17	20	296	16	18	10	40
Time of Poss.	22:43	28:59	31:08	33:54	34:09	33:10	26:33	38:39	33:27	26:47	25:57	27:03	24:02	31:16	37:28	34:42	30:03	28:27	30:12	32:47	30:29



## 2015 GAME-BY-GAME PARTICIPATION

	Baltimore	at Kansas City	at Detroit	Minnesota	at Oakland	at Cleveland	Green Bay	at Indianapolis	Kansas City	at Chicago	New England	at San Diego	Oakland	at Pittsburgh	Cincinnati	San Diego	Reg. Season P-S-DNP-INA	Pittsburgh (AFC-D)	New England (AFC-C)	Carolina (SB 50)
Anderson, C.	RB	RB	RB	RB	RB	RB	P	P	P	P	P	P	DNP	P	P	P	15-6-1-0	P	P	RB
Anunike, K.	INA	INA	INA	INA	INA	P	DNP	P	P	DNP	IR	IR	IR	IR	IR	IR	3-0-2-5	IR	IR	IR
Bruton Jr., D.	P	P	P	P	P	WLB	P	P	WLB	WLB	WLB	WLB	P	P	P	P	16-6-0-0	P	P	P
Bibbs, K.	PS	PS	PS	PS	PS	P	PS	PS	PS	PS	PS	PS	PS	PS	PS	PS	1-0-0-0	PS	PS	PS
Bolden, O.	P	INA	INA	INA	P	P	P	P	P	P	P	P	P	P	P	P	9-0-0-7	P	IR	IR
Brenner, S.	NWT	NWT	NWT	NWT	NWT	NWT	NWT	NWT	INA	INA	INA	INA	INA	INA	INA	INA	3-0-0-11*	INA	INA	INA
Brewer, A.	P	P	P	P	P	P	P	P	P	P	P	P	P	P	P	P	16-0-0-0	P	P	P
Bush, J.	P	P	P	NWT	NWT	NWT	NWT	NWT	NWT	NWT	P	P	FS	P	P	P	8-1-0-0	P	P	P
Caldwell, A.	P	P	P	P	P	P	P	P	P	P	P	P	INA	P	P	INA	14-0-0-2	P	P	P
Casey, J.	P	P	INA	P	NWT	NWT	NWT	NWT	NWT	NWT	NWT	NWT	NWT	NWT	NWT	NWT	3-0-0-1	NWT	NWT	NWT
Colquitt, B.	P	P	P	P	P	P	P	P	P	P	P	P	P	P	P	P	16-0-0-0	P	P	P
Daniels, O.	TE	TE	TE	TE	TE	TE	TE	TE	TE	TE	TE	TE	TE	TE	TE	TE	16-16-0-0	TE	TE	TE
Davis, T.	P	P	P	ILB	P	P	P	P	P	P	P	P	ILB	P	P	P	16-2-0-0	P	P	P
Davis, V.	NWT	NWT	NWT	NWT	NWT	NWT	NWT	P	TE	TE	TE	TE	TE	P	P	P	15-9-0-1*	P	P	TE
Doss, L.	INA	INA	P	P	INA	INA	INA	INA	P	INA	INA	P	P	P	INA	INA	6-0-0-10	INA	INA	INA
Ferentz, J.	P	P	DNP	P	P	P	P	P	P	DNP	P	P	P	P	P	P	14-0-2-0	DNP	P	DNP
Fowler, B.	P	P	P	P	P	P	P	P	P	P	P	P	WR	P	P	P	16-1-0-0	P	P	P
Garcia, M.	P	P	P	P	P	P	P	P	P	P	LG	RG	P	LG	LG	LG	16-5-0-0	P	P	P
Gordon, R.	NWT	NWT	NWT	NWT	NWT	NWT	P	INA	INA	INA	NWT	NWT	NWT	NWT	NWT	NWT	1-0-0-4	NWT	NWT	NWT
Green, V.	P	FB	P	P	P	TE	TE	TE	TE	P	P	P	P	P	P	P	16-5-0-0	P	P	P
Harris Jr., C.	RCB	RCB	RCB	RCB	RCB	RCB	RCB	RCB	RCB	RCB	RCB	RCB	RCB	RCB	RCB	RCB	16-16-0-0	RCB	RCB	RCB
Kilgo, D.	RT	RT	RT	RT	LT	LT	LT	LT	LT	LT	LT	LT	LT	LT	LT	LT	16-16-0-0	LT	LT	LT
Henry, M.	INA	INA	P	INA	P	NWT	NWT	NWT	NWT	NWT	NWT	NWT	NWT	NWT	NWT	NWT	2-0-0-3	NWT	NWT	NWT
Hillman, R.	P	P	P	P	P	P	RB	RB	RB	RB	RB	RB	RB	RB	RB	RB	16-10-0-0	RB	RB	P
Jackson, M.	DE	DE	DE	DE	DE	DE	DE	DE	DE	DE	DE	DE	DE	DE	DE	DE	16-16-0-0	DE	DE	DE
Keo, S.	NWT	NWT	NWT	NWT	NWT	NWT	NWT	NWT	NWT	NWT	NWT	NWT	P	P	P	P	4-0-0-0	INA	P	P
Kilgo, D.	P	P	P	P	P	P	INA	INA	INA	INA	P	P	P	INA	INA	INA	9-0-0-7	INA	INA	INA
Latimer, C.	P	P	P	P	P	INA	P	P	P	WR	P	P	P	P	P	P	14-1-0-2	P	P	P
Manning, P.	QB	QB	QB	QB	QB	QB	QB	QB	QB	QB	INA	INA	INA	INA	INA	INA	10-9-0-6	QB	QB	QB
Marsh, C.	INA	NWT	NWT	NWT	NWT	NWT	NWT	NWT	NWT	NWT	NWT	NWT	NWT	NWT	NWT	NWT	0-0-0-1	NWT	NWT	NWT
Marshall, B.	ILB	ILB	ILB	ILB	ILB	ILB	ILB	ILB	ILB	ILB	ILB	ILB	ILB	ILB	ILB	ILB	16-16-0-0	ILB	ILB	ILB
Mathis, E.	LG	LG	LG	LG	LG	LG	LG	LG	LG	LG	P	LG	LG	P	P	P	16-12-0-0	LG	LG	LG
McCray, L.	INA	INA	P	INA	INA	P	P	P	P	P	P	P	P	INA	P	P	11-0-0-5	P	P	P
McManus, B.	P	P	P	P	P	P	P	P	P	P	P	P	P	P	P	P	16-0-0-0	P	P	P
Miller, V.	SLB	SLB	SLB	SLB	SLB	SLB	SLB	SLB	SLB	SLB	SLB	SLB	SLB	SLB	SLB	SLB	16-16-0-0	SLB	SLB	SLB
Myers Jr., R.	NWT	NWT	NWT	NWT	NWT	NWT	NWT	NWT	NWT	NWT	NWT	NWT	NWT	NWT	NWT	INA	0-0-0-1	INA	INA	INA
Nelson, C.	P	P	P	P	P	P	P	P	P	P	P	P	P	P	P	P	16-0-0-0	P	P	P
Nixon, T.	PS	PS	PS	PS	PS	PS	PS	PS	PS	PS	PS	PS	PS	PS	PS	PS	0-0-0-0	PS	INA	INA
Norwood, J.	WR	P	WR	WR	P	INA	INA	INA	INA	INA	INA	INA	INA	P	P	WR	11-5-0-5	WR	P	P
Oswell, B.	DNP	DNP	DNP	DNP	DNP	DNP	DNP	P	QB	QB	QB	QB	QB	QB	QB	QB	8-7-8-0	DNP	DNP	DNP
Paradis, M.	C	C	C	C	C	C	C	C	C	C	C	C	C	C	C	C	16-16-0-0	C	C	C
Polumbus, T.	NWT	NWT	NWT	DNP	P	P	P	P	P	P	DNP	P	P	P	P	P	14-0-2-0*	P	P	P
Ponder, C.	NWT	NWT	NWT	NWT	NWT	NWT	NWT	NWT	NWT	INA	INA	NWT	NWT	NWT	NWT	NWT	0-0-0-2	NWT	NWT	NWT
Prater, S.	NWT	NWT	NWT	NWT	NWT	NWT	NWT	NWT	NWT	NWT	NWT	NWT	NWT	NWT	NWT	NWT	2-0-0-2*	NWT	NWT	NWT
Ray, S.	P	P	P	P	P	P	INA	INA	P	P	P	P	P	P	P	P	14-0-0-2	P	P	P
Roby, B.	P	P	P	P	P	P	P	P	P	P	P	P	P	P	P	P	16-4-0-0	P	P	P
Sambrallo, T.	LT	LT	LT	INA	INA	INA	INA	IR	IR	IR	IR	IR	IR	IR	IR	IR	3-3-0-4	IR	IR	IR
Sanders, E.	WR	WR	WR	WR	WR	WR	WR	WR	WR	INA	WR	WR	WR	WR	WR	WR	15-15-0-1	WR	WR	WR
Schofield, M.	DNP	DNP	INA	RT	RT	RT	RT	RT	RT	RT	RT	RT	RT	RT	RT	RT	13-13-2-1	RT	RT	RT
Siemian, T.	INA	INA	INA	INA	INA	INA	INA	INA	INA	DNP	DNP	DNP	DNP	P	DNP	INA	1-0-4-11	INA	INA	INA
Smith, A.	P	P	P	P	P	P	P	P	P	P	P	P	P	P	P	P	16-0-0-0	P	P	P
Smith, S.	INA	INA	INA	INA	INA	INA	INA	INA	NWT	NWT	NWT	NWT	NWT	NWT	NWT	NWT	0-0-0-9	NWT	NWT	NWT
Stewart, D.	FS	FS	FS	P	FS	FS	P	FS	FS	FS	FS	FS	FS	INA	FS	FS	15-13-0-1	FS	FS	FS
Talib, A.	LCB	LCB	LCB	LCB	LCB	LCB	LCB	LCB	SUS	LCB	LCB	LCB	LCB	LCB	LCB	LCB	15-15-0-0	LCB	LCB	LCB
Thomas, D.	WR	WR	WR	WR	WR	WR	WR	WR	WR	WR	WR	WR	WR	WR	WR	WR	16-16-0-0	WR	WR	WR
Thompson, J.	P	P	P	P	P	P	P	P	P	P	P	P	P	P	P	P	15-1-0-1	INA	INA	INA
Trevathan, D.	ILB	ILB	ILB	ILB	ILB	ILB	ILB	ILB	ILB	ILB	ILB	ILB	ILB	ILB	ILB	ILB	15-15-0-1	ILB	ILB	ILB
Vasquez, L.	RG	RG	RG	RG	RG	RG	RG	RG	RG	RG	RG	P	RG	RG	RG	RG	16-15-0-0	RG	RG	RG
Walker, V.	DE	DE	DE	DE	P	P	P	P	P	INA	P	P	P	P	P	P	15-4-0-1	P	P	P
Ward, T.	SUS	SS	SS	SS	SS	SS	SS	SS	SS	SS	SS	INA	INA	INA	SS	SS	12-12-0-3	SS	SS	SS
Ware, D.	WLB	WLB	WLB	WLB	WLB	INA	WLB	WLB	INA	INA	INA	P	WLB	WLB	WLB	WLB	11-10-0-5	WLB	WLB	WLB
Webster, K.	P	P	P	P	P	P	P	P	P	P	P	P	P	P	P	P	15-0-0-1	P	P	P
Williams, S.	NT	NT	NT	NT	NT	NT	NT	NT	NT	NT	NT	INA	NT	NT	NT	NT	15-15-0-1	NT	NT	NT
Wolfe, D.	SUS	SUS	SUS	SUS	DE	DE	DE	DE	DE	DE	DE	DE	DE	DE	DE	DE	12-12-0-0	DE	DE	DE

KEY: INA - inactive; PS - practice squad; NWT - not with team; SUS - suspended; IR - injured reserve.

\*Includes time spent with other NFL team(s) in 2015

## 2015 INDIVIDUAL GAME-BY-GAME STATISTICS — PASSING

Game	MANNING									
	Att.	Cmp.	Yds.	Pct.	Yds./ Att.	TD	Int	Sack/ LG	Lost	Rtg.
vs. Bal. (9/13)	40	24	175	60.0	4.4	0	1	18	4/25	59.9
at K.C. (9/17)	45	26	256	57.8	5.7	3	1	22	3/18	86.9
at Det. (9/27)	42	31	324	73.8	7.7	2	1	451	1/11	101.7
vs. Min. (10/4)	27	17	213	63.0	7.9	1	2	43	2/13	68.9
at Oak. (10/11)	35	22	266	62.9	7.6	0	2	45	2/12	62.3
at Cle. (10/18)	48	26	290	54.2	6.0	1	3	751	0/0	53.3
vs. G.B. (11/1)	29	21	340	72.4	11.7	0	1	47	0/0	96.9
at Ind. (11/8)	36	21	281	58.3	7.8	2	2	641	1/7	78.6
vs. K.C. (11/15)	20	5	35	25.0	1.8	0	4	17	2/9	0.0
at Chi. (11/22)	INACTIVE									
vs. N.E. (11/29)	INACTIVE									
at S.D. (12/6)	INACTIVE									
vs. Oak. (12/13)	INACTIVE									
at Pit. (12/20)	INACTIVE									
vs. Cin. (12/28)	INACTIVE									
vs. S.D. (1/3)	9	5	69	55.6	7.7	0	0	18	1/0	80.3
<b>TOTALS</b>	<b>331</b>	<b>198</b>	<b>2249</b>	<b>59.8</b>	<b>6.8</b>	<b>9</b>	<b>17</b>	<b>751</b>	<b>16/95</b>	<b>67.9</b>
vs. Pit. (1/17)	37	21	222	56.8	6.0	0	0	34	1/7	74.4
vs. N.E. (1/24)	32	17	176	53.1	5.5	2	0	34	3/31	90.1
vs. Car. (2/7)	23	13	141	56.5	6.1	0	1	25	5/37	56.6
<b>TOTALS</b>	<b>92</b>	<b>51</b>	<b>539</b>	<b>55.4</b>	<b>5.9</b>	<b>2</b>	<b>1</b>	<b>34</b>	<b>9/75</b>	<b>75.4</b>

Game	OSWEILER									
	Att.	Cmp.	Yds.	Pct.	Yds./ Att.	TD	Int	Sack/ LG	Lost	Rtg.
vs. Bal. (9/13)	DID NOT PLAY									
at K.C. (9/17)	DID NOT PLAY									
at Det. (9/27)	DID NOT PLAY									
vs. Min. (10/4)	DID NOT PLAY									
at Oak. (10/11)	DID NOT PLAY									
at Cle. (10/18)	DID NOT PLAY									
vs. G.B. (11/1)	DID NOT PLAY									
at Ind. (11/8)	DID NOT PLAY									
vs. K.C. (11/15)	DID NOT PLAY									
at Chi. (11/22)	24	14	146	58.3	6.1	1	1	17	3/20	72.6
vs. N.E. (11/29)	27	20	250	74.1	9.3	2	0	481	5/31	127.1
at S.D. (12/6)	42	23	270	54.8	6.4	1	1	39	3/16	72.5
vs. Oak. (12/13)	26	16	166	61.5	6.4	1	1	22	1/7	76.8
at Pit. (12/20)	51	35	308	68.6	6.0	0	0	32	5/32	84.4
vs. Cin. (12/28)	44	21	296	47.7	6.7	3	1	611	2/15	83.1
vs. S.D. (1/3)	39	27	299	69.2	7.7	1	0	35	3/22	100.3
<b>TOTALS</b>	<b>22</b>	<b>14</b>	<b>232</b>	<b>63.6</b>	<b>10.6</b>	<b>1</b>	<b>2</b>	<b>721</b>	<b>1/8</b>	<b>76.3</b>
<b>TOTALS</b>	<b>275</b>	<b>170</b>	<b>1967</b>	<b>61.8</b>	<b>7.2</b>	<b>10</b>	<b>6</b>	<b>721</b>	<b>3/151</b>	<b>86.4</b>
vs. Pit. (1/17)	DID NOT PLAY									
vs. N.E. (1/24)	DID NOT PLAY									
vs. Car. (2/7)	DID NOT PLAY									
<b>TOTALS</b>	<b>0</b>	<b>0</b>	<b>0</b>	<b>0.0</b>	<b>0.0</b>	<b>0</b>	<b>0</b>	<b>—</b>	<b>0/0</b>	<b>0.0</b>

## 2015 INDIVIDUAL GAME-BY-GAME STATISTICS — RUSHING

Game	HILLMAN					
	No.	Yds.	Avg.	LG	TD	
vs. Bal. (9/13)	12	41	3.4	11	0	
at K.C. (9/17)	9	34	3.8	16	0	
at Det. (9/27)	7	13	1.9	5	1	
vs. Min. (10/4)	11	103	9.4	721	1	
at Oak. (10/11)	7	21	3.0	6	0	
at Cle. (10/18)	20	111	5.6	26	0	
vs. G.B. (11/1)	19	60	3.2	16	2	
at Ind. (11/8)	7	1	0.1	3	0	
vs. K.C. (11/15)	11	42	3.8	19	1	
at Chi. (11/22)	21	102	4.9	15	0	
vs. N.E. (11/29)	14	59	4.2	191	1	
at S.D. (12/6)	19	56	2.9	11	0	
vs. Oak. (12/13)	12	20	1.7	11	0	
at Pit. (12/20)	14	48	3.4	14	0	
vs. Cin. (12/28)	9	35	3.9	8	0	
vs. S.D. (1/3)	15	117	7.8	231	1	
<b>TOTALS</b>	<b>207</b>	<b>863</b>	<b>4.2</b>	<b>721</b>	<b>7</b>	
vs. S.D. (1/12)	16	38	2.4	9	0	
vs. N.E. (1/19)	11	16	1.5	7	0	
vs. Sea. (2/2)	5	0	0.0	3	0	
<b>TOTALS</b>	<b>32</b>	<b>54</b>	<b>1.7</b>	<b>9</b>	<b>0</b>	

Game	ANDERSON					
	No.	Yds.	Avg.	LG	TD	
vs. Bal. (9/13)	12	29	2.4	6	0	
at K.C. (9/17)	12	27	2.3	14	0	
at Det. (9/27)	8	18	2.3	5	0	
vs. Min. (10/4)	11	43	3.9	13	0	
at Oak. (10/11)	11	22	2.0	10	0	
at Cle. (10/18)	13	41	3.2	11	0	
vs. G.B. (11/1)	14	101	7.2	281	1	
at Ind. (11/8)	7	34	4.9	12	0	
vs. K.C. (11/15)	2	9	4.5	5	0	
at Chi. (11/22)	12	59	4.9	15	0	
vs. N.E. (11/29)	15	113	7.5	481	2	
at S.D. (12/6)	7	42	6.0	22	0	
vs. Oak. (12/13)	DID NOT PLAY					
at Pit. (12/20)	4	14	3.5	5	0	
vs. Cin. (12/28)	9	73	8.1	391	1	
vs. S.D. (1/3)	15	95	6.3	27	1	
<b>TOTALS</b>	<b>152</b>	<b>720</b>	<b>4.7</b>	<b>481</b>	<b>5</b>	
vs. S.D. (1/12)	15	72	4.8	34	1	
vs. N.E. (1/19)	16	72	4.5	30	0	
vs. Sea. (2/2)	23	90	3.9	34	1	
<b>TOTALS</b>	<b>54</b>	<b>234</b>	<b>4.3</b>	<b>34</b>	<b>2</b>	

Game	OSWEILER					
	No.	Yds.	Avg.	LG	TD	
vs. Bal. (9/13)	DID NOT PLAY					
at K.C. (9/17)	DID NOT PLAY					
at Det. (9/27)	DID NOT PLAY					
vs. Min. (10/4)	DID NOT PLAY					
at Oak. (10/11)	DID NOT PLAY					
at Cle. (10/18)	DID NOT PLAY					
vs. G.B. (11/1)	DID NOT PLAY					
at Ind. (11/8)	DID NOT PLAY					
vs. K.C. (11/15)	DID NOT PLAY					
at Chi. (11/22)	3	18	6.0	8	0	
vs. N.E. (11/29)	2	4	2.0	5	0	
at S.D. (12/6)	2	4	2.0	3	0	
vs. Oak. (12/13)	3	1	0.3	1	0	
at Pit. (12/20)	3	10	3.3	5	0	
vs. Cin. (12/28)	5	19	3.8	71	1	
vs. S.D. (1/3)	3	5	1.7	6	0	
<b>TOTALS</b>	<b>0</b>	<b>0</b>	<b>0.0</b>	<b>—</b>	<b>0</b>	
vs. Pit. (1/17)	21	61	2.9	8	1	
vs. N.E. (1/24)	DID NOT PLAY					
vs. Car. (2/7)	DID NOT PLAY					
<b>TOTALS</b>	<b>0</b>	<b>0</b>	<b>0.0</b>	<b>—</b>	<b>0</b>	

Game	THOMPSON					
	No.	Yds.	Avg.	LG	TD	
vs. Bal. (9/13)	0	0	0.0	—	0	
at K.C. (9/17)	0	0	0.0	—	0	
at Det. (9/27)	3	11	3.7	6	0	
vs. Min. (10/4)	0	0	0.0	—	0	
at Oak. (10/11)	0	0	0.0	—	0	
at Cle. (10/18)	INACTIVE					
vs. G.B. (11/1)	1	-1	-1.0	-1	0	
at Ind. (11/8)	0	0	0.0	—	0	
vs. K.C. (11/15)	0	0	0.0	—	0	
at Chi. (11/22)	0	0	0.0	—	0	
vs. N.E. (11/29)	1	3	3.0	3	0	
at S.D. (12/6)	8	27	3.4	12	0	
vs. Oak. (12/13)	5	8	1.6	5	0	
at Pit. (12/20)	0	0	0.0	—	0	
vs. Cin. (12/28)	0	0	0.0	—	0	
vs. S.D. (1/3)	0	0	0.0	—	0	
<b>TOTALS</b>	<b>18</b>	<b>48</b>	<b>2.7</b>	<b>12</b>	<b>0</b>	
vs. S.D. (1/12)	INACTIVE					
vs. N.E. (1/19)	INACTIVE					
vs. Sea. (2/2)	INACTIVE					
<b>TOTALS</b>	<b>0</b>	<b>0</b>	<b>0.0</b>	<b>—</b>	<b>0</b>	

SANDERS					
Game	No.	Yds.	Avg.	LG	TD
vs. Bal. (9/13)	0	0	0.0	—	0
at K.C. (9/17)	1	0	0.0	—	0
at Det. (9/27)	0	0	0.0	—	0
vs. Min. (10/4)	0	0	0.0	—	0
at Oak. (10/11)	0	0	0.0	—	0
at Cle. (10/18)	0	0	0.0	—	0
vs. G.B. (11/1)	0	0	0.0	—	0
at Ind. (11/8)	0	0	0.0	—	0
vs. K.C. (11/15)	0	0	0.0	—	0
at Chi. (11/22)	0	0	0.0	—	0
vs. N.E. (11/29)	0	0	0.0	—	0
at S.D. (12/6)	1	5	5.0	5	0
vs. Oak. (12/13)	0	0	0.0	—	0
at Pit. (12/20)	1	24	24.0	24	0
vs. Cin. (12/28)	0	0	0.0	—	0
vs. S.D. (1/3)	0	0	0.0	—	0
TOTALS	3	29	9.7	24	0
vs. Pit. (1/17)	0	0	0.0	—	0
vs. N.E. (1/24)	0	0	0.0	—	0
vs. Car. (2/7)	0	0	0.0	—	0
TOTALS	0	0	0.0	—	0

## 2015 INDIVIDUAL GAME-BY-GAME STATISTICS — RECEIVING

THOMAS						SANDERS						DANIELS						NORWOOD					
Game	No.	Yds.	Avg.	LG	TD	No.	Yds.	Avg.	LG	TD	No.	Yds.	Avg.	LG	TD	No.	Yds.	Avg.	LG	TD			
vs. Bal. (9/13)	7	60	8.6	11	0	8	65	8.1	18	0	2	5	2.5	9	0	2	25	12.5	15	0			
at K.C. (9/17)	8	116	14.5	22	0	8	87	10.9	19t	2	3	19	6.3	8	0	3	14	4.7	7	0			
at Det. (9/27)	9	92	10.2	45t	1	6	87	14.5	34	0	5	28	5.6	11t	1	3	27	9.0	17	0			
vs. Min. (10/4)	9	93	10.3	30	0	3	68	22.7	43	0	2	9	4.5	8	1	0	0	0	—	0			
at Oak. (10/11)	5	55	11.0	17	0	9	111	12.3	45	0	0	0	0.0	—	0	2	15	7.5	11	0			
at Cle. (10/18)	10	111	11.1	20	0	4	109	27.3	75t	1	2	24	12.0	18	0	1	-1	-1.0	-1	0			
vs. G.B. (11/1)	8	168	21.0	47	0	2	22	11.0	11	0	3	44	14.7	18	0	INACTIVE							
at Ind. (11/8)	5	50	10.0	17	0	6	90	15.0	64t	1	6	102	17.0	37	1	INACTIVE							
vs. K.C. (11/15)	7	71	10.1	17	0	0	0	0.0	—	0	1	14	14.0	14	0	INACTIVE							
at Chi. (11/22)	3	59	19.7	48t	1	INACTIVE						4	69	17.3	31	0	1	8	8.0	8	0		
vs. N.E. (11/29)	1	36	36.0	36	0	6	113	18.8	39	0	5	48	9.6	12	0	INACTIVE							
at S.D. (12/6)	6	61	10.2	21	1	3	19	6.3	9	0	2	13	6.5	7	0	INACTIVE							
vs. Oak. (12/13)	10	95	9.5	17	0	2	17	8.5	11	0	3	43	14.3	32	0	1	5	5.0	5	0			
at Pit. (12/20)	5	61	12.2	18t	2	10	181	18.1	61t	1	2	14	7.0	7	0	2	29	14.5	16	0			
vs. Cin. (12/28)	7	59	8.4	13	0	4	67	16.8	35	1	5	70	14.0	26	0	4	37	9.3	14	0			
vs. S.D. (1/3)	5	117	23.4	72t	1	5	99	19.8	46	0	1	15	15.0	15	0	3	48	16.0	34	0			
TOTALS	105	1304	12.4	72t	6	76	1135	14.9	75t	6	46	517	11.2	37	3	22	207	9.4	34	0			
vs. Pit. (1/17)	4	40	10.0	15	0	5	85	17.0	34	0	2	10	5.0	6	0	1	10	10.0	10	0			
vs. N.E. (1/24)	2	12	6.0	7	0	5	62	12.4	34	0	2	33	16.5	21t	2	2	16	8.0	13	0			
vs. Car. (2/7)	1	8	8.0	8	0	6	83	13.8	25	0	1	18	18.0	18	0	0	0	0.0	—	0			
TOTALS	7	60	8.6	15	0	16	230	14.4	34	0	5	61	12.2	21t	2	3	26	8.7	13	0			

FOWLER						V. DAVIS						ANDERSON						GREEN					
Game	No.	Yds.	Avg.	LG	TD	No.	Yds.	Avg.	LG	TD	No.	Yds.	Avg.	LG	TD	No.	Yds.	Avg.	LG	TD			
vs. Bal. (9/13)	0	0	0.0	—	0	NOT WITH TEAM						4	19	4.8	8	0	0	0	0.0	0	0		
at K.C. (9/17)	0	0	0.0	—	0	NOT WITH TEAM						1	2	2.0	2	0	2	12	6.0	11	1		
at Det. (9/27)	4	50	12.5	13	0	NOT WITH TEAM						1	9	9.0	9	0	1	26	26.0	26	0		
vs. Min. (10/4)	1	11	11.0	11	0	NOT WITH TEAM						1	27	27.0	27	0	0	0	0.0	0	0		
at Oak. (10/11)	2	46	23.0	41	0	NOT WITH TEAM						2	18	9.0	10	0	0	0	0.0	0	0		
at Cle. (10/18)	0	0	0.0	—	0	NOT WITH TEAM						4	25	6.3	11	0	0	0	0.0	0	0		
vs. G.B. (11/1)	2	21	10.5	15	0	NOT WITH TEAM						1	5	5.0	5	0	3	61	20.3	32	0		
at Ind. (11/8)	2	22	11.0	13	0	0	0	0.0	—	0	1	4	4.0	4	0	1	13	13.0	13	0			
vs. K.C. (11/15)	1	17	17.0	17	0	2	19	9.5	11	0	0	0	0.0	0	0	1	8	8.0	8	0			
at Chi. (11/22)	0	0	0.0	—	0	6	68	11.3	18	0	2	13	6.5	12	0	1	9	9.0	9	0			
vs. N.E. (11/29)	1	8	8.0	8	0	2	10	5.0	6	0	4	40	10.0	20	0	0	0	0.0	0	0			
at S.D. (12/6)	0	0	0.0	—	0	2	25	12.5	16	0	1	12	12.0	12	0	1	22	22.0	22	0			
vs. Oak. (12/13)	1	12	12.0	12	0	7	74	10.6	23	0	DID NOT PLAY						0	0	0.0	0	0		
at Pit. (12/20)	0	0	0.0	—	0	1	5	5.0	5	0	1	6	6.0	6	0	0	0	0.0	0	0			
vs. Cin. (12/28)	1	13	13.0	13	0	0	0	0.0	—	0	1	8	8.0	8	0	1	8	8.0	8	0			
vs. S.D. (1/3)	1	3	3.0	3	0	0	0	0.0	—	0	1	-5	-5.0	-5	0	1	14	14.0	14	0			
TOTALS	16	203	12.7	41	0	20	201	10.1	23	0	25	183	7.3	27	0	12	173	14.4	32	1			
vs. Pit. (1/17)	2	35	17.5	31	0	0	0	0.0	—	0	2	11	5.5	7	0	2	14	7.0	11	0			
vs. N.E. (1/24)	0	0	0.0	—	0	0	0	0.0	—	0	3	18	6.0	8	0	0	0	0.0	—	0			
vs. Car. (2/7)	0	0	0.0	—	0	0	0	0.0	—	0	4	10	2.5	7	0	0	0	0.0	—	0			
TOTALS	2	35	17.5	31	0	0	0	0.0	—	0	9	39	4.3	8	0	2	14	7.0	11	1			

HILLMAN						CALDWELL						LATIMER						THOMPSON					
Game	No.	Yds.	Avg.	LG	TD	No.	Yds.	Avg.	LG	TD	No.	Yds.	Avg.	LG	TD	No.	Yds.	Avg.	LG	TD			
vs. Bal. (9/13)	0	0	0.0	0	0	1	1	1.0	1	0	0	0	0.0	0	0	0	0	0.0	0	0			
at K.C. (9/17)	0	0	0.0	0	0	1	6	6.0	6	0	0	0	0.0	0	0	0	0	0.0	0	0			
at Det. (9/27)	1	3	3.0	3	0	1	2	2.0	2	0	0	0	0.0	0	0	0	0	0.0	0	0			
vs. Min. (10/4)	1	5	5.0	5	0	0	0	0.0	0	0	0	0	0.0	0	0	0	0	0.0	0	0			
at Oak. (10/11)	1	5	5.0	5	0	0	0	0.0	0	0	INACTIVE						1	16	16.0	16	0		
at Cle. (10/18)	3	4	1.3	3	0	2	18	9.0	12	0	0	0	0.0	0	0	INACTIVE							
vs. G.B. (11/1)	1	-5	-5.0	-5	0	1	24	24.0	24	0	0	0	0.0	0	0	0	0	0.0	0	0			
at Ind. (11/8)	0	0	0.0	0	0	0	0	0.0	0	0	0	0	0.0	0	0	0	0	0.0	0	0			
vs. K.C. (11/15)	2	9	4.5	5	0	2	13	6.5	7t	1	3	30	10.0	15	0	0	0	0.0	0	0			
at Chi. (11/22)	1	2	2.0	2	0	0	0	0.0	0	0	2	22	11.0	12	1	0	0	0.0	0	0			
vs. N.E. (11/29)	1	0	0.0	0	0	2	8	4.0	4t	1	1	7	7.0	7	0	0	0	0.0	0	0			
at S.D. (12/6)	0	0	0.0	0	0	0	0	0.0	0	0	0	0	0.0	0	0	1	14	14.0	14	0			
vs. Oak. (12/13)	7	41	5.9	12	0	INACTIVE						0	0	0.0	0	0	4	21	5.3	8	0		
at Pit. (12/20)	0	0	0.0	0	0	0	0	0.0	0	0	0	0	0.0	0	0	0	0	0.0	0	0			
vs. Cin. (12/28)	4	37	9.3	14	0	0	0	0.0	0	0	INACTIVE						0	0	0.0	0	0		
vs. S.D. (1/3)	2	10	5.0	8	0	INACTIVE						0	0	0.0	0	0	0	0	0.0	0	0		
TOTALS	24	111	4.6	14	0	10	72	7.2	24	2	6	59	9.8	15	1	6	51	8.5	16	0			
vs. Pit. (1/17)	0	0	0.0	—	0	1	-1	-1.0	-1	0	2	18	9.0	12	0	INACTIVE							
vs. N.E. (1/24)	1	7	7.0	7	0	1	15	15.0	15	0	1	13	13.0	13	0	INACTIVE							
vs. Car. (2/7)	0	0	0.0	—	0	1	22	22.0	22	0	0	0	0.0	—	0	INACTIVE							
TOTALS	1	7	7.0	7	0	3	36	12.0	22	0	3	31	10.3	13	0	0	0	0.0	—	0			

## 2015 INDIVIDUAL GAME-BY-GAME STATISTICS — PUNT RETURNS

Game	BOLDEN					SANDERS					NORWOOD					KEO				
	KR	Yds.	Avg.	LG	TD	KR	Yds.	Avg.	LG	TD	PR	Yds.	Avg.	LG	TD	PR	Yds.	Avg.	LG	TD
vs. Bal. (9/13)	0	0	0.0	—	0	3	20	6.7	13	0	0	0	0.0	—	0					
at K.C. (9/17)			INACTIVE			0	0	0.0	—	0	0	0	0.0	—	0					
at Det. (9/27)			INACTIVE			2	13	6.5	8	0	0	0	0.0	—	0					
vs. Min. (10/4)			INACTIVE			1	2	2.0	4	0	0	0	0.0	—	0					
at Oak. (10/11)	0	0	0.0	—	0	1	4	4.0	4	0	0	0	0.0	—	0					
at Cle. (10/18)	0	0	0.0	—	0	2	19	9.5	11	1	0	0	0.0	—	0					
vs. G.B. (11/1)	0	0	0.0	—	0	3	12	4.0	6	0										
at Ind. (11/8)	1	83	83.0	83t	1	0	0	0.0	—	0										
vs. K.C. (11/15)	1	11	11.0	11	0	0	0	0.0	—	0										
at Chi. (11/22)	0	0	0.0	—	0			INACTIVE			0	0	0.0	—	0					
vs. N.E. (11/29)	2	8	4.0	8	0	2	16	8.0	14	0										
at S.D. (12/6)	1	21	21.0	21	0	0	0	0.0	—	0										
vs. Oak. (12/13)			INACTIVE			3	17	5.7	9	0	0	0	0.0	—	0	0	0	0.0	—	0
at Pit. (12/20)			INACTIVE			0	0	0.0	—	0	1	4	4.0	4	0	0	0	0.0	—	0
vs. Cin. (12/28)			INACTIVE			0	0	0.0	—	0	1	14	14.0	14	0	1	6	6.0	6	0
vs. S.D. (1/3)			INACTIVE			0	0	0.0	—	0	3	33	11.0	12	0	0	0	0.0	—	0
<b>TOTALS</b>	<b>5</b>	<b>123</b>	<b>24.6</b>	<b>83t</b>	<b>1</b>	<b>17</b>	<b>103</b>	<b>6.1</b>	<b>14</b>	<b>0</b>	<b>6</b>	<b>51</b>	<b>8.5</b>	<b>14</b>	<b>0</b>	<b>1</b>	<b>6</b>	<b>6.0</b>	<b>6</b>	<b>0</b>
vs. Pit. (1/17)	1	42	42.0	42	0	0	0	0.0	—	0	0	0	0.0	—	0	0	0	0.0	—	0
vs. N.E. (1/24)			RESERVE/INJ.			0	0	0.0	—	0	3	21	7.0	16	0	0	0	0.0	—	0
vs. Car. (2/7)			RESERVE/INJ.			0	0	0.0	—	0	1	61	61.0	61	0	0	0	0.0	—	0
<b>TOTALS</b>	<b>1</b>	<b>42</b>	<b>42.0</b>	<b>42</b>	<b>0</b>	<b>0</b>	<b>0</b>	<b>0.0</b>	<b>—</b>	<b>0</b>	<b>4</b>	<b>82</b>	<b>20.5</b>	<b>61</b>	<b>0</b>	<b>0</b>	<b>0</b>	<b>0.0</b>	<b>—</b>	<b>0</b>

## 2015 INDIVIDUAL GAME-BY-GAME STATISTICS — KICK RETURNS

	BOLDEN					CALDWELL					NORWOOD					
Game	KR	Yds.	Avg.	LG	TD	KR	Yds.	Avg.	LG	TD	PR	Yds.	Avg.	LG	TD	
vs. Bal. (9/13)	0	0	0.0	—	0	0	0	0.0	—	0	0	0	0.0	—	0	<i>Cody Latimer</i> had 27 KR yds.
at K.C. (9/17)			INACTIVE			1	21	21.0	21	0	0	0	0.0	—	0	on a reverse at Pit. (12/20).
at Det. (9/27)			INACTIVE			0	0	0.0	—	0	0	0	0.0	—	0	<i>Kapri Bibbs</i> had one KR for
vs. Min. (10/4)			INACTIVE			2	55	27.5	29	0	0	0	0.0	—	0	15 yds. at Cle. (10/18).
at Oak. (10/11)	2	54	27.0	31	0	0	0	0.0	—	0	0	0	0.0	—	0	<i>Emmanuel Sanders</i> had one
at Cle. (10/18)	5	95	19.0	27	0	0	0	0.0	—	0	0	0	0.0	—	0	KR for 13 yds. vs. G.B. (11/1).
vs. G.B. (11/1)	0	0	0.0	—	0	0	0	0.0	—	0						<i>Shiloh Keo</i> had one KR for
at Ind. (11/8)	2	69	34.5	41	0	0	0	0.0	—	0						3 yds. vs. N.E. (1/24).
vs. K.C. (11/15)	0	0	0.0	—	0	0	0	0.0	—	0						
at Chi. (11/22)	3	45	15.0	24	0	0	0	0.0	—	0	0	0	0.0	—	0	
vs. N.E. (11/29)	2	46	23.0	27	0	0	0	0.0	—	0						
at S.D. (12/6)	1	33	33.0	33	0	0	0	0.0	—	0						
vs. Oak. (12/13)			INACTIVE					INACTIVE			0	0	0.0	—	0	
at Pit. (12/20)			INACTIVE			1	18	18.0	18	0	2	29	14.5	15	0	
vs. Cin. (12/28)			INACTIVE			3	68	22.7	25	0	0	0	0.0	—	0	
vs. S.D. (1/3)			INACTIVE					INACTIVE			0	0	0.0	—	0	
TOTALS	15	342	22.8	41	0	7	162	23.1	29	0	2	29	14.5	15	0	
vs. Pit. (1/17)	0	0	0.0	—	0	0	0	0.0	—	0	0	0	0.0	—	0	
vs. N.E. (1/24)			RESERVE/INJ.			0	0	0.0	—	0	0	0	0.0	—	0	
vs. Car. (2/7)			RESERVE/INJ.			2	42	21.0	24	0	0	0	0.0	—	0	
TOTALS	0	0	0.0	—	0	2	42	21.0	24	0	0	0	0.0	—	0	

## 2015 KICKING / PUNTING

McMANUS										COLQUITT									
Game	1-19	20-29	30-39	40-49	50+	Total	Pct.	LG	PATM/A	Game	No.	Yds.	Avg.	Net	TB	In20	LG	BK	
vs. Bal. (9/5)	0-0	0-0	1-1	1-1	2-2	4-4	1.000	57	1-1	vs. Bal. (9/5)	5	259	51.8	45.4	0	2	62	0	
at NYG (9/15)	0-0	0-0	0-0	0-0	1-1	1-1	1.000	54	4-4	at NYG (9/15)	7	314	44.9	42.7	0	1	56	0	
vs. Oak. (9/23)	0-0	0-0	0-0	1-1	0-0	1-1	1.000	48	3-3	vs. Oak. (9/23)	5	213	42.6	37.0	0	3	50	0	
vs. Phi. (9/29)	0-0	0-0	2-2	1-1	0-0	3-3	1.000	47	2-2	vs. Phi. (9/29)	3	141	47.0	44.7	0	1	50	0	
at Dal. (10/6)	0-0	2-2	0-0	0-0	1-1	3-3	1.000	52	1-1	at Dal. (10/6)	5	211	42.2	33.2	1	1	44	0	
vs. Jac. (10/13)	0-0	2-2	2-2	0-0	0-1	4-5	.800	39	2-2	vs. Jac. (10/13)	7	319	45.6	37.9	1	0	57	0	
at Ind. (10/20)	0-0	1-1	0-0	0-0	1-1	2-2	1.000	50	3-3	at Ind. (10/20)	3	120	40.0	37.0	0	2	46	0	
vs. Was. (10/27)	0-0	1-1	0-0	0-0	0-0	1-1	1.000	29	3-3	vs. Was. (10/27)	5	215	43.0	42.6	0	2	53	0	
at S.D. (11/10)	0-0	0-0	0-0	0-0	0-0	0-0	.000	—	1-1	at S.D. (11/10)	6	277	46.2	45.2	0	0	51	0	
vs. K.C. (11/17)	0-0	1-1	0-0	0-0	0-0	1-1	1.000	24	2-2	vs. K.C. (11/17)	7	277	39.6	39.0	0	3	46	0	
at N.E. (11/24)	0-0	1-1	0-0	0-1	0-0	1-2	.500	21	3-3	at N.E. (11/24)	8	347	43.4	38.3	1	0	59	0	
at K.C. (12/1)	0-0	1-1	0-0	0-0	0-1	1-2	.500	23	2-2	at K.C. (12/1)	5	183	36.6	31.8	1	2	47	0	
vs. Ten. (12/8)	0-0	2-2	1-1	1-2	0-0	4-5	.800	41	0-0	vs. Ten. (12/8)	4	178	44.5	37.3	0	0	50	0	
vs. S.D. (12/12)	0-0	0-0	0-0	0-0	0-0	0-0	.000	—	3-4	vs. S.D. (12/12)	6	258	43.0	39.2	0	1	52	0	
at Hou. (12/22)	0-0	1-1	1-1	0-1	0-0	2-3	.667	37	2-2	at Hou. (12/22)	5	217	43.4	41.8	0	3	54	0	
at Oak. (12/29)	0-0	0-0	1-1	1-1	0-0	2-2	1.000	48	3-3	at Oak. (12/29)	3	134	44.7	44.7	0	1	53	0	
TOTALS	0-0	12-12	8-8	5-8	5-7	30-35	.857	57	35-36	TOTALS	84	3663	43.6	39.7	4	22	62	0	
vs. Pit. (1/17)	0-0	1-1	0-0	3-3	1-1	5-5	1.000	51	0-0	vs. Pit. (1/17)	6	282	47.0	40.3	1	3	57	0	
vs. N.E. (1/24)	0-0	0-0	1-1	0-0	1-1	2-2	1.000	52	2-2	vs. N.E. (1/24)	9	423	47.0	41.7	0	4	54	0	
vs. Car. (1/7)	0-0	0-0	3-3	0-0	0-0	3-3	1.000	34	1-1	vs. Car. (2/7)	8	367	45.9	45.6	0	2	54	0	
TOTALS	0-0	1-1	4-4	3-3	2-2	10-10	1.000	52	3-3	TOTALS	23	1072	46.6	42.7	1	9	57	0	

## 2015 INDIVIDUAL GAME-BY-GAME STATISTICS — DEFENSE

TREVATHAN						MARSHALL						WARD						STEWART					
Game	TT	UT	A	S-Yds	I-Yds	TT	UT	A	S-Yds	I-Yds	TT	UT	A	S-Yds	I-Yds	TT	UT	A	S-Yds	I-Yds			
vs. Bal. (9/13)	9	6	3	0-0	0-0	7	6	1	1-8	0-0	SUSPENDED						4	3	1	0-0	1-0		
at K.C. (9/17)	7	7	0	0-0	0-0	5	4	1	0-0	0-0	4	3	1	0-0	0-0	4	4	0	0-0	0-0			
at Det. (9/27)	3	1	2	0-0	0-0	12	11	1	0-0	0-0	9	4	5	0-0	0-0	8	6	2	0-0	0-0			
vs. Min. (10/4)	2	1	1	0-0	0-0	9	6	3	0-0	0-0	6	6	0	2-18	0-0	3	2	1	0-0	0-0			
at Oak. (10/11)	10	7	3	0-0	0-0	8	7	1	0-0	0-0	7	6	1	0-0	0-0	5	3	2	0-0	0-0			
at Cle. (10/18)	8	6	2	0-0	0-0	7	4	3	0.5-2.5	1-0	6	5	1	0-0	0-0	5	4	1	0-0	0-0			
vs. G.B. (11/1)	2	1	1	0-0	0-0	6	6	0	0-0	0-0	3	2	1	0-0	0-0	3	3	0	0-0	0-0			
at Ind. (11/8)	19	6	13	0-0	0-0	9	3	6	0-0	0-0	12	10	2	0-0	0-0	4	1	3	0-0	0-0			
vs. K.C. (11/15)	6	4	2	0-0	0-0	8	5	3	0-0	0-0	4	4	0	0-0	0-0	6	5	1	0-0	0-0			
at Chi. (11/22)	8	7	1	0-0	1-14	7	7	0	0-0	0-0	5	5	0	0-0	0-0	1	1	0	0-0	0-0			
vs. N.E. (11/29)	4	4	0	0-0	0-0	3	2	1	0-0	0-0	1	1	0	0-0	0-0	4	4	0	0-0	0-0			
at S.D. (12/6)	2	2	0	0-0	1-25	3	3	0	0-0	0-0	INACTIVE						2	1	1	0-0	0-0		
vs. Oak. (12/13)	INACTIVE					3	3	0	0-0	0-0	INACTIVE						3	3	0	0-0	0-0		
at Pit. (12/20)	8	6	2	0-0	0-0	7	4	3	0-0	0-0	INACTIVE						INACTIVE						
vs. Cin. (12/28)	12	8	4	0-0	0-0	7	5	2	0-0	0-0	1	1	0	0-0	0-0	3	2	1	0-0	0-0			
vs. S.D. (1/3)	9	7	2	0-0	0-0	0	0	0	0-0	0-0	3	3	0	0-0	0-0	4	4	0	0-0	0-0			
TOTALS	109	73	36	0-0	2-39	101	76	26	1.5-10.5	1-0	61	50	11	2-18	0-0	59	46	13	0-0	1-0			
vs. Pit. (1/17)	9	8	1	0-0	0-0	4	3	1	0-0	0-0	4	4	0	0-0	0-0	4	3	1	0-0	0-0			
vs. N.E. (1/24)	5	4	1	0-0	0-0	5	4	1	0-0	0-0	6	1	5	0-0	0-0	3	1	2	0-0	1-8			
vs. Car. (2/7)	8	4	4	0-0	0-0	5	2	3	0-0	0-0	7	4	3	0-0	1-3	3	3	0	1-8	0-0			
TOTALS	22	16	6	0-0	0-0	14	9	5	0-0	0-0	17	9	8	0-0	1-3	10	7	3	1-8	1-8			

HARRIS JR.						WOLFE						TALIB						JACKSON					
Game	TT	UT	A	S-Yds	I-Yds	TT	UT	A	S-Yds	I-Yds	TT	UT	A	S-Yds	I-Yds	TT	UT	A	S-Yds	I-Yds			
vs. Bal. (9/13)	3	3	0	0-0	0-0	SUSPENDED						3	2	1	0-0	1-51	3	3	0	0-0	0-0		
at K.C. (9/17)	4	4	0	0-0	1-20	SUSPENDED						2	2	0	0-0	1-9	3	3	0	1-4	0-0		
at Det. (9/27)	2	2	0	0-0	0-0	SUSPENDED						5	5	0	0-0	0-0	3	1	2	0.5-1.5	0-0		
vs. Min. (10/4)	8	6	2	0-0	0-0	SUSPENDED						3	3	0	0-0	0-0	1	1	0	0-0	0-0		
at Oak. (10/11)	4	3	1	0-0	1-74	5	4	1	0-0	0-0	2	1	1	0-0	0-0	6	5	1	1-5	0-0			
at Cle. (10/18)	3	3	0	0-0	0-0	3	2	1	0-0	0-0	4	3	1	0-0	1-63	4	3	1	1-8	0-0			
vs. G.B. (11/1)	5	3	2	0-0	0-0	7	3	4	0-0	0-0	1	1	0	0-0	0-0	2	1	1	0-0	0-0			
at Ind. (11/8)	3	2	1	0-0	0-0	3	1	2	0-0	0-0	0	0	0	0-0	0-0	5	3	2	0-0	0-0			
vs. K.C. (11/15)	4	3	1	0-0	0-0	2	2	0	0-0	0-0	SUSPENDED						3	3	0	0-0	0-0		
at Chi. (11/22)	3	3	0	0-0	0-0	4	4	0	1-2	0-0	3	3	0	0-0	0-0	0	0	0	0-0	0-0			
vs. N.E. (11/29)	2	2	0	0-0	0-0	9	7	2	1-4	0-0	4	2	2	0-0	0-0	1	0	1	0-0	0-0			
at S.D. (12/6)	2	2	0	0-0	0-0	5	3	2	0-0	0-0	2	2	0	0-0	0-0	2	2	0	0-0	0-0			
vs. Oak. (12/13)	4	4	0	0-0	0-0	2	2	0	1-15	0-0	1	1	0	0-0	0-0	2	2	0	0-0	0-0			
at Pit. (12/20)	5	3	2	0-0	0-0	3	1	2	0.5-4.5	0-0	8	8	0	0-0	0-0	5	3	2	1.5-13.5	0-0			
vs. Cin. (12/28)	5	5	0	0-0	0-0	3	3	0	1-5	0-0	2	2	0	0-0	0-0	3	2	1	0-0	0-0			
vs. S.D. (1/3)	1	1	0	0-0	0-0	3	3	0	1-8	0-0	5	4	1	0-0	0-0	2	2	0	0-0	0-0			
TOTALS	58	49	9	0-0	2-94	49	35	14	5.5-38.5	0-0	45	39	6	0-0	3-123	45	34	11	5-32	0-0			
vs. Pit. (1/17)	4	4	0	0-0	0-0	4	1	3	1-8	0-0	4	4	0	0-0	0-0	2	1	1	0-0	0-0			
vs. N.E. (1/24)	6	4	2	0-0	0-0	6	6	0	1-2	0-0	5	4	1	0-0	0-0	2	2	0	0-0	0-0			
vs. Car. (2/7)	5	5	0	1-4	0-0	5	3	2	0.5-5	0-0	5	5	0	0-0	0-0	5	5	0	0-0	0-0			
TOTALS	15	13	2	1-4	0-0	15	10	5	2.5-15	0-0	14	13	1	0-0	0-0	9	8	1	0-0	0-0			

BRUTON JR.						BARRETT						ROBY						MILLER					
Game	TT	UT	A	S-Yds	I-Yds	TT	UT	A	S-Yds	I-Yds	TT	UT	A	S-Yds	I-Yds	TT	UT	A	S-Yds	I-Yds			
vs. Bal. (9/13)	3	2	1	0-0	0-0	1	0	1	0-0	0-0	1	0	1	0-0	0-0	1	1	0	0-0	0-0			
at K.C. (9/17)	4	4	0	1-3	0-0	1	1	0	0-0	0-0	0	0	0	0-0	0-0	4	4	0	1-5	0-0			
at Det. (9/27)	2	1	1	0-0	1-12	1	1	0	1-7	0-0	2	2	0	0-0	1-19	0	0	0	0-0	0-0			
vs. Min. (10/4)	4	1	3	0-0	0-0	1	1	0	0-0	0-0	5	5	0	0-0	0-0	4	3	1	1-9	0-0			
at Oak. (10/11)	1	1	0	0-0	0-0	4	2	2	1-7	0-0	3	2	1	0-0	0-0	2	2	0	1-7	0-0			
at Cle. (10/18)	1	0	1	0-0	1-1	9	6	3	1.5-10	0-0	2	2	0	0-0	0-0	1	0	1	0-0	0-0			
vs. G.B. (11/1)	0	0	0	0-0	0-0	2	1	1	0-0	0-0	1	0	1	0-0	0-0	1	1	0	1-9	0-0			
at Ind. (11/8)	0	0	0	0-0	0-0	5	2	3	0-0	0-0	4	2	2	0-0	0-0	2	0	2	0-0	0-0			
vs. K.C. (11/15)	4	3	1	0-0	0-0	1	0	1	0-0	0-0	4	4	0	0-0	0-0	2	2	0	1-7	0-0			
at Chi. (11/22)	3	2	1	0-0	0-0	3	3	0	0-0	0-0	2	1	1	0-0	0-0	3	3	0	1-2	0-0			
vs. N.E. (11/29)	2	1	1	0-0	0-0	3	2	1	0-0	0-0	2	2	0	0-0	0-0	4	3	1	1-7	0-0			
at S.D. (12/6)	13	10	3	0-0	0-0	3	3	0	1-3	0-0	1	1	0	0-0	0-0	4	4	0	2-15	0-0			
vs. Oak. (12/13)	INACTIVE					3	3	0	1-12	0-0	2	2	0	0-0	0-0	3	3	0	1-9	0-0			
at Pit. (12/20)	6	6	0	0-0	0-0	1	0	1	0-0	0-0	5	5	0	0-0	0-0	0	0	0	0-0	0-0			
vs. Cin. (12/28)	RESERVE/INJ.					1	1	0	0-0	0-0	4	4	0	0-0	0-0	3	3	0	0-0	0-0			
vs. S.D. (1/3)	RESERVE/INJ.					2	2	0	0-0	0-0	2	2	0	0-0	0-0	1	1	0	1-8	0-0			
TOTALS	43	31	12	1-3	2-11	41	28	13	5.5-39	0-0	40	34	6	0-0	1-19	35	30	5	11-78	0-0			
vs. Pit. (1/17)	RESERVE/INJ.					1	0	1	0-0	0-0	3	3	0	0-0	0-0	2	2	0	0-0	0-0			
vs. N.E. (1/24)	RESERVE/INJ.					1	0	1	0-0	0-0	0	0	0	0-0	0-0	5	4	1	2.5-13	1-4			
vs. Car. (2/7)	RESERVE/INJ.					0	0	0	0-0	0-0	2	2	0	0-0	0-0	6	5	1	2.5-27	0-0			
TOTALS	0	0	0	0-0	0-0	2	0	2	0-0	0-0	5	5	0	0-0	0-0	13	11	2	5-40	1-4			

# 2015 INDIVIDUAL GAME-BY-GAME STATISTICS — DEFENSE

WALKER						WILLIAMS						WARE						RAY					
Game	TT	UT	A	S-Yds	I-Yds	TT	UT	A	S-Yds	I-Yds	TT	UT	A	S-Yds	I-Yds	TT	UT	A	S-Yds	I-Yds			
vs. Bal. (9/13)	3	3	0	0-0	0-0	3	2	1	0-0	0-0	2	2	0	1-9	0-0	0	0	0	0-0	0-0			
at K.C. (9/17)	0	0	0	0-0	0-0	1	1	0	0-0	0-0	4	4	0	1-4	0-0	0	0	0	0-0	0-0			
at Det. (9/27)	1	0	1	0-0	0-0	3	2	1	1-2	0-0	4	2	2	1.5-9.5	0-0	1	1	0	0-0	0-0			
vs. Min. (10/4)	3	2	1	0-0	0-0	4	3	1	1-8	0-0	3	2	1	1-13	0-0	2	1	1	1-8	0-0			
at Oak. (10/11)	0	0	0	0-0	0-0	1	0	1	0-0	0-0	3	1	2	0-0	0-0	1	1	0	1-7	0-0			
at Cle. (10/18)	5	3	2	0-0	0-0	1	1	0	0-0	0-0	INACTIVE						0	0	0	0-0	0-0		
vs. G.B. (11/1)	2	1	1	0-0	0-0	3	2	1	0-0	0-0	3	2	1	1-10	0-0	INACTIVE							
at Ind. (11/8)	4	3	1	0-0	0-0	1	0	1	0-0	0-0	1	1	0	1-7	0-0	INACTIVE							
vs. K.C. (11/15)	6	3	3	0-0	0-0	1	1	0	1-0	0-0	INACTIVE						1	1	0	0-0	0-0		
at Chi. (11/22)	INACTIVE					1	1	0	0-0	0-0	INACTIVE						1	0	1	0-0	0-0		
vs. N.E. (11/29)	1	1	0	1-7	0-0	0	0	0	0-0	0-0	INACTIVE						2	1	1	0-0	0-0		
at S.D. (12/6)	0	0	0	0-0	0-0	INACTIVE					INACTIVE						4	3	1	1-5	0-0		
vs. Oak. (12/13)	0	0	0	0-0	0-0	1	1	0	0-0	0-0	0	0	0	0-0	0-0	1	1	0	0-0	0-0			
at Pit. (12/20)	0	0	0	0-0	0-0	1	1	0	0-0	0-0	0	0	0	0-0	0-0	2	2	0	1-8	0-0			
vs. Cin. (12/28)	5	4	1	1-9	0-0	1	0	1	0-0	0-0	3	2	1	0-0	0-0	1	1	0	0-0	0-0			
vs. S.D. (1/3)	3	3	0	0-0	0-0	3	3	0	0-0	0-0	2	1	1	1-5	0-0	4	3	1	0-0	0-0			
TOTALS	33	23	10	2-16	0-0	25	18	7	3-10	0-0	25	17	8	7.5-57.5	0-0	20	15	5	4-28	0-0			
vs. Pit. (1/17)	2	1	1	0-0	0-0	0	0	0	0-0	0-0	3	2	1	1-13	0-0	0	0	0	0-0	0-0			
vs. N.E. (1/24)	1	1	0	0-0	0-0	0	0	0	0-0	0-0	2	0	2	0.5-3	0-0	0	0	0	0-0	0-0			
vs. Car. (2/7)	2	1	1	0-0	0-0	2	1	1	0-0	0-0	5	3	2	2-24	0-0	2	2	0	0-0	0-0			
TOTALS	5	3	2	0-0	0-0	2	1	1	0-0	0-0	10	5	5	3.5-40	0-0	2	2	0	0-0	0-0			

T. DAVIS						BUSH						McCRAY						NELSON					
Game	TT	UT	A	S-Yds	I-Yds	TT	UT	A	S-Yds	I-Yds	TT	UT	A	S-Yds	I-Yds	TT	UT	A	S-Yds	I-Yds			
vs. Bal. (9/13)	0	0	0	0-0	0-0	0	0	0	0-0	0-0	INACTIVE						1	1	0	0-0	0-0		
at K.C. (9/17)	0	0	0	0-0	0-0	0	0	0	0-0	0-0	INACTIVE						0	0	0	0-0	0-0		
at Det. (9/27)	0	0	0	0-0	0-0	0	0	0	0-0	0-0	2	1	1	0-0	0-0	0	0	0	0-0	0-0			
vs. Min. (10/4)	0	0	0	0-0	0-0	NOT WITH TEAM					INACTIVE						2	2	0	1-1	0-0		
at Oak. (10/11)	2	1	1	0-0	0-0	NOT WITH TEAM					INACTIVE						0	0	0	0-0	0-0		
at Cle. (10/18)	0	0	0	0-0	0-0	NOT WITH TEAM					3	2	1	0.5-2.5	0-0	0	0	0	0-0	0-0			
vs. G.B. (11/1)	1	1	0	0-0	0-0	NOT WITH TEAM					3	1	2	0-0	0-0	0	0	0	0-0	0-0			
at Ind. (11/8)	2	0	2	0-0	0-0	NOT WITH TEAM					4	2	2	0-0	0-0	0	0	0	0-0	0-0			
vs. K.C. (11/15)	0	0	0	0-0	0-0	NOT WITH TEAM					0	0	0	0-0	0-0	0	0	0	0-0	0-0			
at Chi. (11/22)	0	0	0	0-0	0-0	NOT WITH TEAM					0	0	0	0-0	0-0	1	1	0	0-0	0-0			
vs. N.E. (11/29)	0	0	0	0-0	0-0	NOT WITH TEAM					0	0	0	0-0	0-0	0	0	0	0-0	0-0			
at S.D. (12/6)	0	0	0	0-0	0-0	4	4	0	0-0	0-0	1	1	0	0-0	0-0	2	2	0	0-0	0-0			
vs. Oak. (12/13)	4	4	0	0-0	0-0	1	1	0	0-0	0-0	0	0	0	0-0	0-0	1	1	0	0-0	0-0			
at Pit. (12/20)	0	0	0	0-0	0-0	5	5	0	0-0	0-0	INACTIVE						1	1	0	0-0	0-0		
vs. Cin. (12/28)	0	0	0	0-0	0-0	1	1	0	0-0	0-0	0	0	0	0-0	0-0	0	0	0	0-0	0-0			
vs. S.D. (1/3)	5	5	0	0-0	0-0	2	2	0	0-0	0-0	0	0	0	0-0	0-0	2	1	1	0-0	0-0			
TOTALS	14	11	3	0-0	0-0	13	13	0	0-0	0-0	13	7	6	0.5-2.5	0-0	10	9	1	1-1	0-0			
vs. Pit. (1/17)	0	0	0	0-0	0-0	0	0	0	0-0	0-0	0	0	0	0-0	0-0	0	0	0	0-0	0-0			
vs. N.E. (1/24)	0	0	0	0-0	0-0	5	0	5	0-0	0-0	0	0	0	0-0	0-0	0	0	0	0-0	0-0			
vs. Car. (2/7)	0	0	0	0-0	0-0	2	2	0	0-0	0-0	0	0	0	0-0	0-0	1	1	0	0-0	0-0			
TOTALS	0	0	0	0-0	0-0	7	2	5	0-0	0-0	0	0	0	0-0	0-0	1	1	0	0-0	0-0			

SMITH						KILGO						KEO					
Game	TT	UT	A	S-Yds	I-Yds	TT	UT	A	S-Yds	I-Yds	TT	UT	A	S-Yds	I-Yds		
vs. Bal. (9/13)	2	1	1	0-0	0-0	2	1	1	0-0	0-0	NOT WITH TEAM						
at K.C. (9/17)	3	3	0	1-8	0-0	2	2	0	0-0	0-0	NOT WITH TEAM						
at Det. (9/27)	0	0	0	0-0	0-0	0	0	0	0-0	0-0	NOT WITH TEAM						
vs. Min. (10/4)	0	0	0	0-0	0-0	1	1	0	0-0	0-0	NOT WITH TEAM						
at Oak. (10/11)	0	0	0	0-0	0-0	1	1	0	0-0	0-0	NOT WITH TEAM						
at Cle. (10/18)	1	0	1	0.5-1	0-0	INACTIVE					NOT WITH TEAM						
vs. G.B. (11/1)	1	1	0	1-8	0-0	INACTIVE					NOT WITH TEAM						
at Ind. (11/8)	0	0	0	0-0	0-0	INACTIVE					NOT WITH TEAM						
vs. K.C. (11/15)	0	0	0	0-0	0-0	INACTIVE					NOT WITH TEAM						
at Chi. (11/22)	0	0	0	0-0	0-0	0	0	0	0-0	0-0	NOT WITH TEAM						
vs. N.E. (11/29)	0	0	0	0-0	0-0	0	0	0	0-0	0-0	NOT WITH TEAM						
at S.D. (12/6)	1	1	0	0-0	0-0	0	0	0	0-0	0-0	NOT WITH TEAM						
vs. Oak. (12/13)	1	1	0	0-0	0-0	0	0	0	0-0	0-0	NOT WITH TEAM						
at Pit. (12/20)	0	0	0	0-0	0-0	INACTIVE					NOT WITH TEAM						
vs. Cin. (12/28)	0	0	0	0-0	0-0	INACTIVE					NOT WITH TEAM						
vs. S.D. (1/3)	0	0	0	0-0	0-0	INACTIVE					NOT WITH TEAM						
TOTALS	9	7	2	2.5-17	0-0	6	5	1	0-0	0-0	0	0	0	0-0	0-0		
vs. Pit. (1/17)	2	2	0	1-7	0-0	INACTIVE					NOT WITH TEAM						
vs. N.E. (1/24)	1	0	1	0-0	0-0	INACTIVE					NOT WITH TEAM						
vs. Car. (2/7)	0	0	0	0-0	0-0	INACTIVE					NOT WITH TEAM						
TOTALS	3	2	1	1-7	0-0	0	0	0	0-0	0-0	0	0	0	0-0	0-0		

*Kayvon Webster* had one solo tackle at Ind. (11/8) and one solo tackle vs. S.D. (1/3).

*Omar Bolden* had one solo tackle vs. N.E. (11/29) and one assisted tackle at S.D. (12/6).

*Kenny Anunike* had one assisted tackle at cle. (10/18).

0	0	0	0-0	0-0
2	2	0	0-0	0-0
1	1	0	0-0	0-0
0	0	0	0-0	0-0
3	3	0	0-0	0-0



## THE LAST TIME IT HAPPENED...

(Reflects the last time each individual statistic occurred)  
(2015 performances boldfaced; Super Bowl performances in *italics*)

### 100 YARDS RUSHING:

Broncos: **Ronnie Hillman, 15-117, 1 TD, vs. San Diego, 1/3/16**  
 Playoffs: Terrell Davis, 25-102, vs. Atlanta, 1/31/99  
 Opponents: **Jamaal Charles, 21-125, 1 TD, at Kansas City, 9/17/15**  
 Playoffs: Ray Rice, 30-131, 1 TD, vs. Baltimore, 1/12/13

### 200 YARDS RUSHING:

Broncos: Knowshon Moreno, 37-224, 1 TD, at New England, 11/24/13  
 Playoffs: Has never happened  
 Opponents: Jamaal Charles, 25-259, 2 TD, vs. Kansas City, 1/3/10  
 Playoffs: Tim Smith, 23-204, 2TD, vs. Washington, 1/31/88

### TWO 100-YARD RUSHERS:

Broncos: Willis McGahee (163) and Tim Tebow (118), at Oakland, 11/6/11  
 Playoffs: Terrell Davis (184) and Derek Loville (103), vs. Jacksonville, 12/27/97  
 Opponents: Curt Warner (126) and John L. Williams (109), at Seattle, 12/11/88  
 Playoffs: Has never happened

### 100-YARD RUSHER AND 100-YARD RECEIVER:

Broncos: **Ronnie Hillman (117) and Demaryius Thomas (117), vs. San Diego, 1/3/16**  
 Playoffs: Terrell Davis (102) and Rod Smith (152), vs. Atlanta, 1/31/99  
 Opponents: Tre Mason (113) and Kenny Britt (128), at St. Louis, 11/16/14  
 Playoffs: Tim Smith (204) and Ricky Sanders (193), vs. Washington, 1/31/88

### 100-YARD RUSHER AND TWO 100-YARD RECEIVERS:

Broncos: **Ronnie Hillman (111), Demaryius Thomas (111) and Emmanuel Sanders (109), at Cleveland, 10/18/15**  
 Playoffs: Has never happened  
 Opponents: Ryan Grant (104), Greg Jennings (141) and James Jones (107) vs. Green Bay, 10/29/07 - OT  
 Playoffs: Has never happened

### 100-YARD RUSHER, 300-YARD PASSER, 100-YARD RECEIVER:

Broncos: **C.J. Anderson (101), Peyton Manning (340), Demaryius Thomas (168), vs. Green Bay, 11/1/15**  
 Playoffs: Terrell Davis (102), John Elway (336), Rod Smith (152), vs. Atlanta, 1/31/99  
 Opponents: R. Grant (104 rush), B. Favre (331 pass), G. Jennings (141 rec.), J. Jones (107 rec.) vs. G.B., 10/29/07 - OT  
 Playoffs: Tim Smith (204), Doug Williams (340), Ricky Sanders (193), vs. Washington, 1/31/88

### 100-YARD RUSHER, 300-YARD PASSER AND TWO 100-YARD RECEIVERS:

Broncos: M. Ball (117), P. Manning (403), E. Decker (174) and D. Thomas (106), at Kansas City, 12/1/13  
 Playoffs: Has never happened  
 Opponents: R. Grant (104 rush), B. Favre (331 pass), G. Jennings (141 rec.), J. Jones (107 rec.), vs. Green Bay, 10/29/07 - OT  
 Playoffs: Has never happened

### 100-YARD RUSHER AND 300-YARD PASSER:

Broncos: **C.J. Anderson (101) and Peyton Manning (340), vs. Green Bay, 11/1/15**  
 Playoffs: Terrell Davis (102) and John Elway (336), vs. Atlanta, 1/31/99  
 Opponents: Ryan Mathews (120) and Philip Rivers (313), vs. San Diego, 1/2/11  
 Playoffs: Ray Rice (131) and Joe Flacco (331), vs. Baltimore, 1/12/13

### 100-YARD RECEIVER AND 300-YARD PASSER:

Broncos: **Demaryius Thomas (168) and Peyton Manning (340), vs. Green Bay, 11/1/15**  
 Playoffs: Demaryius Thomas (134) and Peyton Manning (400), vs. New England, 1/19/14  
 Opponents: **Antonio Brown (189) and Ben Roethlisberger (380), at Pittsburgh, 12/20/15**  
 Playoffs: **Rob Gronkowski (144) and Tom Brady (310), vs. New England, 1/24/16**

### TWO 100-YARD RECEIVERS AND 300-YARD PASSER:

Broncos: Demaryius Thomas (103), Emmanuel Sanders (102) and Peyton Manning (389), at St. Louis, 11/16/14  
 Playoffs: Has never happened  
 Opponents: Jerome Simpson (136), A.J. Green (124) and Andy Dalton (332), vs. Cincinnati, 9/18/11  
 Playoffs: Reggie Wayne (221), Dallas Clark (112) and Peyton Manning (458), at Indianapolis, 1/9/05

### THREE 100-YARD RECEIVERS AND 300-YARD PASSER:

Broncos: Has never happened  
 Playoffs: Has never happened  
 Opponents: Terrance Williams (151), Dez Bryant (141), Jason Witten (121) and Tony Romo (506), at Dallas, 10/6/13  
 Playoffs: Has never happened

### TWO RUSHING TOUCHDOWNS:

Broncos: **C.J. Anderson, 15-113, 2 TD, vs. New England, 11/29/15**  
 Playoffs: Mike Anderson, 19-69, 2 TD, vs. New England, 1/14/06  
 Opponents: Knile Davis, 22-79, 2 TD, vs. Kansas City, 9/14/14  
 Playoffs: Jamal Lewis, 30-110, 2 TD, at Baltimore, 12/31/00

### THREE RUSHING TOUCHDOWNS:

Broncos: C.J. Anderson, 13-87, 3 TD, vs. Oakland, 12/28/14  
 Playoffs: Terrell Davis, 30-157, 3 TD, vs. Green Bay, 1/25/98  
 Opponents: Ryan Matthews, 26-120, 3 TD, vs. San Diego, 1/2/11  
 Playoffs: Napoleon McCallum, 13-81, 3 TD, at L.A. Raiders, 1/9/94

### FOUR RUSHING TOUCHDOWNS:

Broncos: Clinton Portis, 22-218, 5 TD, vs. Kansas City, 12/7/03  
 Playoffs: Has never happened  
 Opponents: Curt Warner, 23-126, 4 TD, at Seattle, 12/11/88  
 Playoffs: Has never happened

#### FIVE RUSHING TOUCHDOWNS:

Broncos:	Clinton Portis, 22-218, 5 TD, vs. Kansas City, 12/7/03
Playoffs:	Has never happened
Opponents:	Has never happened
Playoffs:	Has never happened

#### 300 YARDS PASSING:

Broncos:	<b>Peyton Manning, 21-29, 340 yds., 0 TD, 1 INT, vs. Green Bay, 11/1/15</b>
Playoffs:	Tim Tebow, 10-21, 316 yds., 2 TD, 0 INT, vs. Pittsburgh, 1/8/12
Opponents:	<b>Ben Roethlisberger, 40-55, 380 yds., 3 TD, 2 INT, at Pittsburgh, 12/20/15</b>
Playoffs:	<b>Tom Brady, 27-56, 310 yds., 1 TD, 2 INT, vs. New England, 1/24/16</b>

#### 400 YARDS PASSING:

Broncos:	Peyton Manning, 34-57, 438 yds., 2 TD, 2 INT, at New England, 11/2/14
Playoffs:	Peyton Manning, 32-43, 400 yds., 2 TD, 0 INT, vs. New England, 1/19/14
Opponents:	Tony Romo, 25-36, 506 yds., 5 TD, 1 INT, at Dallas, 10/6/13
Playoffs:	Peyton Manning, 27-33, 458 yds., 4 TD, 1 INT, at Indianapolis, 1/9/05

#### THREE TOUCHDOWN PASSES:

Broncos:	<b>Brock Osweiler, 21-44, 296 yds., 3 TD, 1 INT, at Pittsburgh, 12/20/15</b>
Playoffs:	Peyton Manning, 28-43, 290 yds., 3 TD, 2 INT, vs. Baltimore, 1/12/13
Opponents:	<b>Ben Roethlisberger, 40-55, 380 yds., 3 TD, 2 INT, at Pittsburgh, 12/20/15</b>
Playoffs:	Joe Flacco, 18-34, 331 yds., 3 TD, 0 INT, vs. Baltimore, 1/12/13

#### FOUR TOUCHDOWN PASSES:

Broncos:	Peyton Manning, 28-35, 257 yds., 4 TD, 0 INT, vs. Miami, 11/23/14
Playoffs:	Has never happened
Opponents:	Tom Brady, 33-53, 333 yds., 4 TD, 1 INT, at New England, 11/2/14
Playoffs:	Tom Brady, 26-34, 363 yds., 6 TD, 1 INT, at New England, 1/14/12

#### FIVE TOUCHDOWN PASSES:

Broncos:	Peyton Manning, 31-44, 340 yds., 5 TD, 2 INT, at Oakland, 11/9/14
Playoffs:	Has never happened
Opponents:	Tony Romo, 25-36, 506 yds., 5 TD, 1 INT, at Dallas, 10/6/13
Playoffs:	Tom Brady, 26-34, 363 yds., 6 TD, 1 INT, at New England, 1/14/12

#### SIX OR MORE TOUCHDOWN PASSES:

Broncos:	Peyton Manning, 27-42, 462 yds., 7 TD, 0 INT, vs. Baltimore, 9/5/13
Playoffs:	Has never happened
Opponents:	Len Dawson, 23-38, 435 yds., 6 TD, 0 INT, at Kansas City, 11/1/64
Playoffs:	Tom Brady, 26-34, 363 yds., 6 TD, 1 INT, at New England, 1/14/12

#### 100 YARDS RECEIVING:

Broncos:	<b>Demaryius Thomas, 5-117, 1 TD, vs. San Diego, 1/3/16</b>
Playoffs:	<i>Demaryius Thomas, 13-118, 1 TD, vs. Seattle, 2/2/14</i>
Opponents:	<b>Antonio Brown, 16-189, 2 TD, at Pittsburgh, 12/20/15</b>
Playoffs:	<b>Rob Gronkowski, 8-144, 1 TD, vs. New England, 1/24/16</b>

#### 200 YARDS RECEIVING:

Broncos:	Demaryius Thomas, 8-226, 2 TD, vs. Arizona, 10/5/14
Playoffs:	Demaryius Thomas, 4-204, 1 TD, vs. Pittsburgh, 1/8/12
Opponents:	Torrence Small, 6-200, 2 TD, vs. New Orleans, 12/24/94
Playoffs:	Reggie Wayne, 10-221, 2 TD, at Indianapolis, 1/9/05

#### TWO 100-YARD RECEIVERS:

Broncos:	<b>Demaryius Thomas, 10-111, and Emmanuel Sanders, 4-109, at Cleveland, 10/18/15</b>
Playoffs:	Has never happened
Opponents:	Terrance Williams (151), Dez Bryant (141) and Jason Witten (121), at Dallas, 10/6/13
Playoffs:	Reggie Wayne (221) and Dallas Clark (112), at Indianapolis, 1/9/05

#### TWO RECEIVING TOUCHDOWNS:

Broncos:	<b>Demaryius Thomas, 5-61, 2 TD, at Pittsburgh, 12/20/15</b>
Playoffs:	<b>Owen Daniels, 2-33, 2 TD, vs. New England, 1/24/16</b>
Opponents:	<b>Antonio Brown, 16-189, 2 TD, at Pittsburgh, 12/20/15</b>
Playoffs:	Keenan Allen, 6-142, 2 TD, vs. San Diego, 1/12/14

#### THREE RECEIVING TOUCHDOWNS:

Broncos:	Demaryius Thomas, 10-87, 3 TD, vs. Miami, 11/23/14
Playoffs:	Has never happened
Opponents:	Dallas Clark, 5-43, 3 TD, at Indianapolis, 12/13/09
Playoffs:	Rob Gronkowski, 10-145, 3 TD, at New England, 1/14/12

#### FOUR RECEIVING TOUCHDOWNS:

Broncos:	Eric Decker, 8-174, 4 TD, at Kansas City, 12/1/13
Playoffs:	Has never happened
Opponents:	Lance Alworth, 9-171, 4 TD, vs. San Diego, 12/1/68
Playoffs:	Has never happened

#### TWO INTERCEPTIONS:

Broncos:	Rahim Moore, 2, vs. Indianapolis, 9/7/14
Playoffs:	<i>Darrien Gordon, 2, vs. Atlanta, 1/31/99</i>
Opponents:	<b>Karlos Dansby, 2, at Cleveland, 10/18/15</b>
Playoffs:	David Macklin, 2, at Indianapolis, 1/4/04

#### THREE INTERCEPTIONS:

Broncos:	Deltha O'Neal, 4, vs. Kansas City, 10/7/01
Playoffs:	Has never happened
Opponents:	Mark Kelso, 3, at Buffalo, 12/12/92
Playoffs:	Has never happened

## THE LAST TIME IT HAPPENED... (CONT.)

### FOUR INTERCEPTIONS:

Broncos: Deltha O'Neal, 4, vs. Kansas City, 10/7/01  
 Playoffs: Has never happened  
 Opponents: Has never happened  
 Playoffs: Has never happened

### TWO SACKS:

Broncos: **Malik Jackson, 2, at Pittsburgh, 12/20/15**  
 Playoffs: **Von Miller, 2.5, vs. Carolina, 2/7/16**  
 Opponents: **Carlos Dunlap, 3, vs. Cincinnati, 12/28/15**  
 Playoffs: **Kony Ealy, 3, vs. Carolina, 2/7/16**

### THREE SACKS:

Broncos: DeMarcus Ware, 3, vs. San Francisco, 10/19/14  
 Playoffs: Has never happened  
 Opponents: **Carlos Dunlap, 3, vs. Cincinnati, 12/28/15**  
 Playoffs: **Kony Ealy, 3, vs. Carolina, 2/7/16**

### FOUR SACKS:

Broncos: Elvis Dumervil, 4, vs. Cleveland, 9/20/09  
 Playoffs: Has never happened  
 Opponents: **Khalil Mack, 5, vs. Oakland, 12/13/15**  
 Playoffs: Has never happened

### TWO OPPONENT FUMBLE RECOVERIES:

Broncos: Elvis Dumervil, 2, vs. Minnesota, 12/30/07 - OT  
 Playoffs: Has never happened  
 Opponents: Glenn Dorsey, 2, at Kansas City, 12/6/09  
 Playoffs: **Randy Hughes, 2, vs. Dallas, 1/15/78**

### SHUTOUT ON ROAD:

by Broncos: Denver 12, at Cleveland 0, 9/27/92  
 Playoffs: Has never happened  
 by Opponents: at L.A. Raiders 24, Denver 0, 11/22/92  
 Playoffs: Has never happened

### SHUTOUT AT HOME:

by Broncos: at Denver 27, N.Y. Jets 0, 11/20/05  
 Playoffs: Has never happened  
 by Opponents: Has never happened  
 Playoffs: Has never happened

### OVERTIME WIN AWAY FROM DENVER:

Broncos: **Denver 26, at Cleveland 23, 10/18/15**  
 Playoffs: Denver 23, at Cleveland 20, 1/11/87  
 Opponents: at Seattle 26, Denver 20, 9/21/14  
 Playoffs: Has never happened  
 TIE: Denver 17, at Green Bay 17, 9/20/87

### OVERTIME WIN IN DENVER:

Broncos: **at Denver 20, Cincinnati 17, 12/28/15**  
 Playoffs: at Denver 29, Pittsburgh 23, 1/8/12  
 Opponents: Green Bay 19, at Denver 13, 10/29/07  
 Playoffs: Baltimore 38, at Denver 25, 1/12/13  
 TIE: at Denver 35, Pittsburgh 35, 9/22/74

### 40 POINTS:

Broncos: at Denver 47, Oakland 14, 12/28/14  
 Playoffs: at Denver 42, Jacksonville 17, 12/27/97  
 Opponents: at New England 43, Denver 21, 11/2/14  
 Playoffs: vs. Seattle 43, Denver 8, 2/2/14

### 50 POINTS:

Broncos: at Denver 51, Tennessee 28, 12/8/13  
 Playoffs: Has never happened  
 Opponents: Oakland 59, at Denver 14, 10/24/10  
 Playoffs: San Francisco 55, Denver 10, 1/28/90

### TWO-POINT CONVERSION:

Broncos: Peyton Manning pass to Emmanuel Sanders, vs. Miami, 11/23/14  
 Playoffs: **Peyton Manning pass to Bennie Fowler, vs. Carolina, 2/7/16**  
 Opponents: Lamar Miller run, vs. Miami, 11/23/14  
 Playoffs: Has never happened

### THREE FIELD GOALS:

Broncos: **Brandon McManus, 4, vs. Oakland, 12/13/15**  
 Playoffs: **Brandon McManus, 3, vs. Carolina, 2/7/16**  
 Opponents: **Cairo Santos, 5, vs. Kansas City, 11/15/15**  
 Playoffs: **Chris Boswell, 3, vs. Pittsburgh, 1/17/16**

### FOUR FIELD GOALS:

Broncos: **Brandon McManus, 4, vs. Oakland, 12/13/15**  
 Playoffs: **Brandon McManus, 5, vs. Pittsburgh, 1/17/16**  
 Opponents: **Cairo Santos, 5, vs. Kansas City, 11/15/15**  
 Playoffs: Has never happened

#### FIVE FIELD GOALS:

Broncos: Connor Barth, 5, at San Diego, 12/14/14  
 Playoffs: **Brandon McManus, 5, vs. Pittsburgh, 1/17/16**  
 Opponents: **Cairo Santos, 5, vs. Kansas City, 11/15/15**  
 Playoffs: Has never happened

#### SIX FIELD GOALS:

Broncos: Has never happened  
 Playoffs: Has never happened  
 Opponents: Jeff Wilkins, 6, at St. Louis, 9/10/06  
 Playoffs: Has never happened

#### PUNT RETURN FOR A TOUCHDOWN:

Broncos: **Omar Bolden, 83 yds., at Indianapolis, 11/8/15**  
 Playoffs: Trindon Holliday, 90 yds., vs. Baltimore, 1/12/13  
 Opponents: Julian Edelman, 84 yds., at New England, 11/2/14  
 Playoffs: Has never happened

#### KICKOFF RETURN FOR A TOUCHDOWN:

Broncos: Trindon Holliday, 105 yds., vs. Philadelphia, 9/29/13  
 Playoffs: Trindon Holliday, 104 yds., vs. Baltimore, 1/12/13  
 Opponents: Knile Davis, 108 yds., at Kansas City, 12/1/13  
 Playoffs: *Percy Harvin, 87 yds., vs. Seattle, 2/2/14*

#### INTERCEPTION RETURN FOR A TOUCHDOWN:

Broncos: **Danny Trevathan, 25 yds., at San Diego, 12/6/15**  
 Playoffs: Has never happened  
 Opponents: **Karlos Dansby, 35 yds., at Cleveland, 10/18/15**  
 Playoffs: *Malcolm Smith, 69 yds., vs. Seattle, 2/2/14*

#### FUMBLE RETURN FOR A TOUCHDOWN:

Broncos: **Bradley Roby, 21 yds., at Kansas City, 9/17/15**  
 Playoffs: **Malik Jackson, recovered in end zone, vs. Carolina, 2/7/16**  
 Opponents: Keith McGill, 18 yds., vs. Oakland, 12/28/14  
 Playoffs: Has never happened

#### MISSED FIELD GOAL RETURN FOR A TOUCHDOWN:

Broncos: Has never happened  
 Playoffs: Has never happened  
 Opponents: Chris McAlister, 107 yds., at Baltimore, 9/30/02  
 Playoffs: Has never happened

#### BLOCKED PUNT:

Broncos: Steven Johnson, vs. Philadelphia, 9/29/13  
 Playoffs: Has never happened  
 Opponents: Jamize Olawale, at Oakland, 12/29/13  
 Playoffs: Blake Spence, vs. N.Y. Jets, 1/17/99

#### BLOCKED PUNT RETURN FOR A TOUCHDOWN:

Broncos: Steven Johnson, vs. Philadelphia, 9/29/13  
 Playoffs: Has never happened  
 Opponents: Alex Bannister, 9 yds., at Seattle, 10/14/01  
 Playoffs: Travis Davis, 29 yds., vs. Jacksonville, 12/27/97

#### BLOCKED FIELD GOAL:

Broncos: **Sylvester Williams, at Oakland, 10/11/15**  
 Playoffs: Has never happened  
 Opponents: Julius Peppers, vs. Chicago, 12/11/11  
 Playoffs: Has never happened

#### BLOCKED FIELD GOAL RETURN FOR A TOUCHDOWN:

Broncos: Louis Wright, 60 yds., vs. San Diego, 11/17/85  
 Playoffs: Has never happened  
 Opponents: Cornelius Bennett, 80 yds., at Buffalo, 9/30/90  
 Playoffs: Has never happened

#### MISSED POINT-AFTER-TOUCHDOWN ATTEMPT:

Broncos: **Brandon McManus (kick failed, wide right), at Pittsburgh, 12/20/15**  
 Playoffs: Tony Elam (Blocked by Clyde Simmons), vs. Jacksonville, 1/4/87  
 Opponents: **Matt Prater (Blocked by Aqib Talib), at Detroit, 9/27/15**  
 Playoffs: **Stephen Gostkowski (kick failed, wide right), vs. New England, 1/24/16**

#### SAFETY:

Broncos: **Richard Rodgers tackled in the end zone by Malik Jackson, vs. Green Bay, 11/1/15**  
 Playoffs: Tony Eason sacked in the end zone by Rulon Jones, vs. New England, 1/4/87  
 Opponents: **Max Garcia tackled in the end zone by Benson Mayowa, vs. Oakland, 12/13/15**  
 Playoffs: *K. Moreno tackled in the end zone by C. Avril, vs. Seattle, 2/2/14*

## 2015 INDIVIDUAL LEADERS BY STATISTICAL CATEGORY

Category	Player	AFC Rank	AFC Leader	NFL Rank	NFL Leader
Scoring	B. McManus - 125	4th	S. Gotskowski, N.E. - 151	10th	S. Gotskowski, N.E. - 151
Rushing Yards	R. Hillman - 863	7th	C. Ivory, NYJ - 1,070	T-14th	A. Peterson, Min. - 1,485
Passing Yards	P. Manning - 2,249	14th	P. Rivers, S.D. - 4,792	27th	D. Brees, N.O. - 4,870
Passer Rating	B. Osweiler - 86.4	14th	A. Dalton, Cin. - 106.2	25th	R. Wilson, Sea. - 110.1
Receiving Yards	D. Thomas - 1,304	5th	A. Brown, Pit. - 1,834	7th	J. Jones, Atl. - 1,871
Receptions	D. Thomas - 105	5th	A. Brown, Pit. - 136	7th	Two Players - 136
Gross Punting Avg.	B. Colquitt - 43.6	15th	P. McAfee, Ind. - 47.8	28th	Johnny Hekker, Stl. - 47.9
Net Punting Avg.	B. Colquitt - 39.7	T-10th	S. Koch, Bal. - 42.9	21st	Johnny Hekker, Stl. - 43.7
Interceptions	A. Talib - 3	T-15th	Two Players - 8	T-24th	Two Players - 8
Sacks	V. Miller - 11.0	T-7th	J. Watt, Hou. - 17.5	T-8th	J. Watt, Hou. - 17.5
Kickoff Ret. Avg.	A. Caldwell - 23.1	N/A	Q. Bray, Ind. - 27.1	N/A	C. Patterson, Min. - 31.8
Punt Ret. Avg.	O. Bolden - 24.6	N/A	D. Amendola, N.E. - 12.0	N/A	D. Amendola, N.E. - 12.0

## 2015 TEAM AFC AND NFL RANKINGS

### OFFENSE

Category	Broncos Total	AFC Rank	AFC Leader	NFL Rank	NFL Leader
Points Per Game	22.2	9th	New England - 29.1	19th	Carolina - 31.3
Total Yards Per Game	355.5	8th	Pittsburgh - 395.4	16th	Arizona - 408.3
Yards Per Play	5.39	10th	Pittsburgh - 6.26	19th	Arizona - 6.28
Rushing Yards Per Game	107.4	7th	Buffalo - 152.0	17th	Buffalo - 152.0
Net Passing Yds. Per Game	248.1	7th	Pittsburgh - 287.7	14th	New Orleans - 310.6
Interceptions (fewest)	23	16th	Two Teams - 7	32nd	Two Teams - 7
Sacks (fewest)	39	9th	N.Y. Jets - 22	20th	St. Louis - 18
First Downs Per Game	19.6	8th	New England - 21.7	19th	New Orleans - 23.8
Third-Down Efficiency	32.3%	13th	San Diego - 42.0%	25th	New Orleans - 47.7%
Fourth-Down Efficiency	50.0%	T-6th	Kansas City - 66.7%	T-15th	Seattle - 88.9%
Red-Zone Efficiency	47.7%	15th	N.Y. Jets - 66.0%	28th	Detroit - 69.4%
Kickoff Ret. Avg.	21.8	10th	Cleveland - 25.4	23rd	Minnesota - 28.3
Punt Ret. Avg.	9.8	6th	Jacksonville - 11.6	10th	Jacksonville - 11.6

### DEFENSE

Category	Broncos Total	AFC Rank	AFC Leader	NFL Rank	NFL Leader
Points Per Game	18.5	3rd	Cincinnati - 17.4	4th	Seattle - 17.3
Total Yards Per Game	283.1	1st	Denver - 283.1	1st	Denver - 283.1
Yards Per Play	4.39	1st	Denver - 4.39	1st	Denver - 4.39
Rushing Yards Per Game	83.6	2nd	N.Y. Jets - 83.4	3rd	Seattle - 81.5
Net Passing Yds. Per Game	199.6	1st	Denver - 199.6	1st	Denver - 199.6
Interceptions Thrown (most)	14	T-7th	Kansas City - 22	T-13th	Carolina - 24
Sacks (most)	52	1st	Denver - 52	1st	Denver - 52
First Downs Per Game	18.1	3rd	N.Y. Jets - 16.9	5th	N.Y. Jets - 16.9
Third-Down Efficiency	35.2%	4th	Houston - 28.5%	7th	Houston - 28.5%
Fourth-Down Efficiency	35.7%	5th	Buffalo - 23.1%	8th	Seattle - 14.3%
Red-Zone Efficiency	59.7%	10th	N.Y. Jets - 35.0%	20th	N.Y. Jets - 35.0%
Kickoff Ret. Avg.	20.3	4th	Buffalo - 17.2	6th	Buffalo - 17.2
Punt Ret. Avg.	6.9	5th	Baltimore - 5.0	12th	Green Bay - 4.2

## 2015 TAKEAWAY CHART

Game	W/L	+/-	BRONCOS				OPPONENTS			
			INT	Fum.	Total	Pts.	INT	Fum.	Total	Pts.
vs. Bal. (9/13)	W	+1	2	0	2	7	1	0	1	7
at K.C. (9/17)	W	+4	2	3	5	14	1	0	1	7
at Det. (9/27)	W	+1	2	1	3	10	1	1	2	7
vs. Min. (10/4)	W	-1	0	1	1	0	2	0	2	10
at Oak. (10/11)	W	+1	1	2	3	10	2	0	2	0
at Cle. (10/18)	W	EVEN	2	1	3	10	3	0	3	7
vs. G.B. (11/1)	W	-1	0	0	0	0	1	0	1	0
at Ind. (11/8)	L	-2	0	0	0	0	2	0	2	7
vs. K.C. (11/15)	L	-5	0	0	0	0	5	0	5	20
at Chi. (11/22)	W	+2	1	1	2	0	0	0	0	0
vs. N.E. (11/29)	W	EVEN	0	1	1	7	1	0	1	7
at S.D. (12/6)	W	+2	1	2	3	7	1	0	1	0
vs. Oak. (12/13)	L	-2	0	0	0	0	0	2	2	7
at Pit. (12/20)	L	EVEN	2	0	2	7	1	1	2	14
vs. Cin. (12/28)	W	EVEN	0	1	1	0	0	1	1	0
vs. S.D. (1/3)	W	-4	1	0	1	7	2	3	5	10
<b>TOTALS</b>	<b>12-4</b>	<b>-4</b>	<b>14</b>	<b>13</b>	<b>27</b>	<b>79</b>	<b>23</b>	<b>8</b>	<b>31</b>	<b>103</b>
vs. Pit. (1/17)	W	+1	0	1	1	7	0	0	0	0
vs. N.E. (1/24)	W	+1	2	0	2	7	0	1	1	7
vs. Car. (2/7)	W	+2	1	3	4	14	1	1	2	3
<b>TOTALS</b>	<b>3-0</b>	<b>+4</b>	<b>3</b>	<b>4</b>	<b>7</b>	<b>28</b>	<b>1</b>	<b>2</b>	<b>3</b>	<b>10</b>

## 2015 SCORE BY PERIOD

Game	BRONCOS					OPPONENTS					Final	Record
	1	2	3	4	OT	1	2	3	4	OT		
vs. Bal. (9/13)	6	3	7	3	—	0	3	10	0	—	W, 19-13	1-0
at K.C. (9/17)	0	14	3	14	—	0	14	3	7	—	W, 31-24	2-0
at Det. (9/27)	0	14	0	10	—	0	6	6	0	—	W, 24-12	3-0
vs. Min. (10/4)	3	10	7	3	—	0	10	0	10	—	W, 23-20	4-0
at Oak. (10/11)	0	3	6	7	—	0	7	0	3	—	W, 16-10	5-0
at Cle. (10/18)	3	7	3	10	3	0	0	7	16	0	W, 26-23	6-0
vs. G.B. (11/1)	7	10	7	5	—	0	7	3	0	—	W, 29-10	7-0
at Ind. (11/8)	0	7	10	7	—	7	10	0	10	—	L, 24-27	7-1
vs. K.C. (11/15)	0	0	0	13	—	10	9	3	7	—	L, 13-29	7-2
at Chi. (11/22)	7	3	0	7	—	0	6	3	6	—	W, 17-15	8-2
vs. N.E. (11/29)	0	7	0	17	6	7	7	0	10	0	W, 30-24	9-2
at S.D. (12/6)	14	3	0	0	—	0	3	0	0	—	W, 17-3	10-2
vs. Oak. (12/13)	6	3	0	0	—	0	0	9	6	—	L, 12-15	10-3
at Pit. (12/20)	14	13	0	0	—	7	6	7	14	—	L, 27-34	10-4
vs. Cin. (12/28)	0	3	7	7	3	7	7	0	3	0	W, 20-17	11-4
vs. S.D. (1/3)	7	0	7	13	—	3	3	7	7	—	W, 27-10	12-4
<b>TOTALS</b>	<b>67</b>	<b>103</b>	<b>57</b>	<b>116</b>	<b>12</b>	<b>41</b>	<b>98</b>	<b>58</b>	<b>99</b>	<b>0</b>	<b>355-296</b>	<b>12-4</b>
vs. Pit. (1/17)	6	3	3	11	—	7	3	3	3	—	W, 23-16	1-0
vs. N.E. (1/24)	7	10	0	3	—	6	3	3	6	—	W, 20-18	2-0
vs. Car. (2/7)	10	3	3	8	—	0	7	0	3	—	W, 24-10	3-0
<b>TOTALS</b>	<b>13</b>	<b>13</b>	<b>3</b>	<b>14</b>	<b>—</b>	<b>13</b>	<b>6</b>	<b>6</b>	<b>9</b>	<b>—</b>	<b>43-34</b>	<b>3-0</b>

## 2015 TIME SPENT IN THE LEAD

Game	Result	LED		TIED		BEHIND	
vs. Bal. (9/13)	W, 19-13	36:22:00	60.6%	9:44:00	16.2%	13:54:00	23.2%
at K.C. (9/17)	W, 31-24	0:27:00	0.8%	42:50:00	71.4%	16:43:00	27.9%
at Det. (9/27)	W, 24-12	34:54:00	58.2%	25:06:00	41.8%	0:00:00	0.0%
vs. Min. (10/4)	W, 23-20	49:56:00	83.2%	10:04:00	16.8%	0:00:00	0.0%
at Oak. (10/11)	W, 16-10	26:11:00	43.6%	15:41:00	26.1%	18:08:00	30.2%
at Cle. (10/18)	W, 26-23 (OT)	46:08:00	65.8%	23:42:00	33.8%	0:14:00	0.3%
vs. G.B. (11/1)	W, 29-10	49:39:00	82.8%	10:21:00	17.3%	0:00:00	0.0%
at Ind. (11/8)	L, 27-24	0:00:00	0.0%	16:45:00	27.9%	43:15:00	72.1%
vs. K.C. (11/15)	L, 29-13	0:00:00	0.0%	3:39:00	6.1%	56:21:00	93.9%
at Chi. (11/22)	W, 17-15	57:14:00	95.4%	2:46:00	4.6%	0:00:00	0.0%
vs. N.E. (11/29)	W, 30-24 (OT)	1:09:00	1.8%	6:04:00	9.7%	55:15:00	88.4%
at S.D. (12/6)	W, 17-3	56:15:00	93.8%	3:45:00	6.3%	0:00:00	0.0%
vs. Oak. (12/13)	L, 15-12	40:16:00	67.1%	5:18:00	8.8%	14:26:00	24.1%
at Pit. (12/20)	L, 34-27	35:34:00	59.3%	15:27:00	25.8%	8:59:00	15.0%
vs. Cin. (12/28)	W, 20-17 (OT)	4:31:00	6.9%	19:20:00	29.7%	41:09:00	63.3%
vs. S.D. (1/3)	W, 27-20	51:15:00	85.4%	5:32:00	9.2%	3:13:00	5.4%
<b>TOTALS</b>		<b>489:51:00</b>	<b>50.1%</b>	<b>216:04:00</b>	<b>22.1%</b>	<b>271:37:00</b>	<b>27.8%</b>
	<b>AVERAGE</b>	<b>30:36:56</b>	<b>50.1%</b>	<b>13:30:15</b>	<b>22.1%</b>	<b>16:58:34</b>	<b>27.8%</b>
vs. Pit. (1/17)	W, 23-16	12:59:00	21.6%	3:39:00	6.1%	43:22:00	72.3%
vs. N.E. (1/24)	W, 20-18	52:32:00	87.6%	7:28:00	12.4%	0:00:00	0.0%
vs. Car. (2/7)	W, 24-10	55:43:00	92.9%	4:17:00	7.1%	0:00:00	0.0%
<b>TOTALS</b>		<b>121:14:00</b>	<b>67.4%</b>	<b>15:24:00</b>	<b>8.6%</b>	<b>43:22:00</b>	<b>24.1%</b>
<b>AVERAGE</b>		<b>40:24:40</b>	<b>67.4%</b>	<b>5:08:00</b>	<b>8.6%</b>	<b>14:27:20</b>	<b>24.1%</b>



## 2015 REGULAR SEASON MISCELLANEOUS STATISTICS

### DRIVE ENGINEERING

	Drives Started	Drives Ended By-----										Points Pts./ RPL	Yielded Drive	Quarterback Drive Efficiency*	Directing Offense**		
		TD	FG	FGA	PNT	DWN	TRN	SAF	CLK						Plays	Yards	Avg.
Quarterback																	
Manning	109	16	21	1	47	1	18	0	5	0	175	1.61	33.9%	36.5%	556	3072	5.5
Osweller	89	16	9	4	38	5	12	1	4	0	136	1.53	28.1%	34.1%	489	2672	5.5
Stemian	1	0	0	0	0	0	0	0	1	0	0	0.00	0.0%	0.0%	0	0	0.0
DENVER	199	32	30	5	85	6	30	1	10	(0)	311	1.56	31.2%	35.4%	1045	5699	5.5
OPPONENTS	201	26	25	7	92	9	34	1	14	(0)	273	1.36	26.9%	32.5%	1017	4544	4.5

(\* - the second number is the percentage the quarterback has put his team in position to score, allowing for missed field goals and subtracting those drives ended by the clock and replaced due to injury. Quarterbacks who leave the game during a drive only get a replacement credit if team goes on to earn at least one first down. Blocked punts for safeties counted as drive ended by punt; \*\* - does not include plays when not at helm or not truly setting a play in motion, i.e., muffed punts/kneel downs/spiked balls: Manning 7-for-[6], Osweller 3-for-[4], Stemian 1-for-[1]; Opponents 16-for-[14]. (& 3 out includes all drives without first downs, minus FGs and clock.)

### KICKOFF ANALYSIS

Kicker	Total	No. Ret.	TB	EZ+	In20/25	OB	OnS	SQB	FK	Opp. OSY	OSY Ret.	ASY	TD	OBS	TD	OBS	TD
McManus	76	21	55	35	6/67	0	(2)	(2)	(0)	1578	478	021	023				
Colquitt	0	0	0	0	0/0	0	(0)	(0)	(1)	0	0						
DENVER	76	21	55	35	6/67	0	(2)	(2)	(1)	1578	478	021	023				
OPPONENTS	70	25	45	29	10/61	0	(2)	(0)	(1)	1461	557	021	022				

(KEY: EZ+ - through or over end zone; OSY - Opponent Starting Yardline; ASY - Average Starting Yardline; Ret - averages using returned kicks only. Onsidies (OnS), short squibs (SQB) and free kicks are omitted in figuring the above; out-of-bounds are not. Yardlines determined from spot of penalties. Returns on onside kicks are omitted from the above.)

### FIRST DOWNS

Team	Rushing			Passing			Overall			Times Gained						Miscellany		
	Plays	Yds.	Avg.	Plays	Yds.	Avg.	Plays	Yds.	Avg.	20+	10+	5+	2+	0	Neg	TD	QBS	TO
DENVER	228	925	4.1	241	1697	7.0	469	2622	5.59	26	94	186	224	114	43	12	10	6
Opponents	219	679	3.1	223	1271	5.7	442	1950	4.41	16	62	155	226	106	51	10	16	7

### YARDS GAINED BY DOWN

Team	1st Down			2nd Down			3rd Down			4th Down			Season		
	Att	Yards	Avg.	Att	Yards	Avg.	Att	Yards	Avg.	Att	Yards	Avg.	Att	Yards	Avg.
DENVER	469	2622	5.6	349	1793	5.1	224	1197	5.3	14	76	5.4	1056	5688	5.39
Opponents	442	1950	4.4	350	1340	3.8	227	1171	5.2	14	69	4.9	1033	4530	4.39

\* - Drives In Opponent Territory (minus drives with 50+ scores or no plays): Denver 94/194 (48.5%, 22.2 ypd); Opponents 98/198 (49.5%, 14.5 ypd).

### THIRD-DOWN EFFICIENCY

	3rd Down and-----														Second				
Team	1	2	3	4	5	6	7	8	9	10	11-14	15-19	20+	Rush	Pass	Halt	Total	Pct.	
DENVER	10-18	6-17	8-13	9-18	6-20	6-17	8-16	10-21	0-15	9-29	6-20	1-13	0-7	15-31	64-193	36-119	79-224	35.3	
Opponents	12-15	5-13	9-14	10-17	7-24	7-24	7-18	4-9	5-20	8-25	4-22	2-18	0-8	19-39	61-188	40-122	80-227	35.2	

AVERAGE YARDS TO GO: Denver 7.5 (224/1692); Opponents 7.8 (227/1761). OVERTIME: Denver 5-8, Opponents 0-2.

DEFENSIVE BREAKDOWN: Denver: 18 QB sacks (142 yards), 5 TFLs, 8 INT (2 TD), 2 FR; Opponents: 515 QB sacks (87 yards), 1 TFL, 8 INT (2 TD), 2 FR, 1 SAF.

SECOND-DOWN EFFICIENCY: Denver: 119-354 (33.6%, 1-4 yds: 40-72); Opponents: 94-335 (28.1%, 1-4 yds: 26-60).

### TURNOVER ANALYSIS

DENVER	31 turnovers led to 101 Opponent points:	13 TD, 4 FG;	34.1% of Opponents' total points (296).
OPPONENTS	27 turnovers led to 79 Denver points:	10 TD, 3 FG;	22.3% of Denver's total points (355).

### AVERAGE STARTING FIELD POSITION

	Denver	Opponent
Drives Started	199	201
Cumulative Starting Yardlines	5194	5931
Average Field Position	D26	O30
Drives Started In Plus Territory	16	23
Scores/TD, FG	7/4.3	12/8.4
FGA/Punts/Downs	0/2/3	2/5/1
Turnovers/Clock/Run Out Clock	1/0/3	0/2/1
Drives Started Inside Own 20/At Own 20	108 (54/84)	97 (33/64)
Points Scored (TD/FG)	138 (16/9)	116 (12/6)
Drives Started Inside Opponent 20 (Pts.)	2 (10)	1 (6)

### SCORING PCT. INSIDE-THE-20 (RED ZONE)

	Denver	Opponent
Times Penetrated Opponent 20	44	37
Total Scores	40	30
Touchdowns (Rush/Pass)	21 (8/13)	22 (8/14)
Field Goals-Attempts	19-19	8-9
Turnovers/Downs/Punts/Clock	3/1/0/0	3/2/0/1
Scores From Outside the 20/TD,FG	19/10.9	23/7.16
Total Red Zone Plays-Yards	120-372/3.1	90-240/2.7
Third Down Efficiency	14-32/43.8	10-21/47.6
Fourth Down Efficiency	2-3/66.7	0-1/0.0
Overall Scoring Percentage	90.9	81.1
TD Percentage	47.7	59.5

### YARDS LOST DUE TO PENALTY

	Denver	Opponent
Times Penalized After Offensive Gain/Score	10	15
Yards Lost Due To Penalties	70	196
Touchdowns Called Back	0	1
First Downs Lost	3	9

### EXPANDED PUNTING

Player	Punts	Yards	Avg.	Number Returned		Return Avg.	Long	Pct. Not Returned	Net Avg.	In20	In10	TB	FC	Own 25 & Inside			Adjusted 50 & Out		
				Returned	Yards									No.	Yds.	Avg.	No.	Yds.	Avg.
Colquitt	84	3663	43.6	36	247	6.9	28	57.1	39.7	22	7	4	16	37	1694	45.8	72	3256	45.2
McManus	1	41	41.0	0	0	0.0	—	100.0	21.0	0	0	1	0	0	0	0.0	0	0	0.0





# Denver 19, Baltimore 13

Sunday, Sept. 13, 2015 • 2:25 p.m. MDT • Sports Authority Field at Mile High • Denver

**WEATHER:** Partly Sunny, 88°, Wind NW 13 mph • **TIME:** 2:56 • **ATTENDANCE:** 76,798

Gary Kubiak earned a win in his Broncos head coaching debut as Denver outlasted the Baltimore Ravens 19-13 in a defensive battle at Sports Authority Field at Mile High.

Two key defensive interceptions—one returned 51 yards for a touchdown by cornerback Aqib Talib and one by safety Darian Stewart in the end zone with 36 seconds remaining—helped Denver to its ninth-ever win without an offensive touchdown.

The Broncos' defense set the tone of the game from the opening snap, forcing the Ravens to punt on their first drive. The Ravens finished the first half with only 38 yards of offense and had four drives result in punts.

On Denver's first possession of the game, quarterback Peyton Manning led the Broncos 48 yards and converted four key first downs, three of them coming on receptions by wide receiver Emmanuel Sanders. This set up a 57-yard Brandon McManus field goal, the fifth-longest field goal made in Broncos history.

McManus converted a 56-yard field goal on Denver's next drive, becoming only the second player in NFL history with multiple field goals 56 yards or more in a single game.

Baltimore kicker Justin Tucker made a 52-yard field goal with 6:47 in the second quarter to put the Ravens on the board, and McManus added another from 43 yards out in the final seconds of the second quarter to give Denver a 9-3 halftime lead.

Denver received the kickoff to open the second half but turned the ball over on its third play from scrimmage. Ravens cornerback Jimmy Smith picked off Manning at the Denver 24-yard-line and returned the interception for a touchdown, giving the Ravens a 10-9 lead.

Baltimore expanded its lead to four after Tucker converted a 44-yard field goal early in the third quarter.

The Broncos struggled to move the ball in the third quarter, punting three times and gaining only one first down on four drives.

Talib gave Denver a much-needed jump start at the end of the quarter by intercepting Flacco and returning it 51 yards for a touchdown.

Denver's defense held Baltimore on its next possession but the Ravens were able to pin the Broncos on their own 4-yard line after a 57-yard punt by Sam Koch.

The Broncos put together a gut-check 17-play, 81-yard drive that took 10:56 off the clock in the final quarter and resulted in McManus' fourth field goal of the game—this one from 33 yards.

The Ravens drove to the Denver 16-yard-line in the final two minutes of the game, but Stewart sealed the win against his former team by wrestling the ball away from tight end Crockett Gillmore in the end zone.

With the win, Denver improved to an AFC-best 36-10-1 all-time in regular-season openers.

## OFFICIALS:

**Referee** — Gene Steratore (114); **Umpire** — Barry Anderson (20); **Head Linesman** — Ed Walker (123); **Line Judge** — Gary Arthur (108); **Side Judge** — Bob Waggoner (25); **Field Judge** — Mike Weatherford (116); **Back Judge** — Dino Paganelli (105); **Replay** — Darryll Lewis.

## DENVER BRONCOS

### OFFENSE

**WR** 88 D. Thomas  
**LT** 74 T. Sambrailo  
**G** 69 E. Mathis  
**C** 61 M. Paradis  
**RG** 65 L. Vasquez  
**RT** 68 R. Harris  
**TE** 81 O. Daniels  
**WR** 10 E. Sanders  
**RB** 22 C. Anderson  
**QB** 18 P. Manning  
**WR** 11 J. Norwood

### DEFENSE

**DE** 96 V. Walker  
**NT** 92 S. Williams  
**DE** 97 M. Jackson  
**SLB** 58 V. Miller  
**ILB** 94 D. Ware  
**ILB** 54 B. Marshall  
**ILB** 59 D. Trevathan  
**LCB** 21 A. Talib  
**RCB** 25 C. Harris Jr.  
**SS** 30 D. Bruton Jr.  
**FS** 26 D. Stewart

**BRONCOS SUBSTITUTIONS:** P 4 B. Colquitt, K 8 B. McManus, WR 12 A. Caldwell, WR 14 C. Latimer, WR 16 B. Fowler, S 20 J. Bush, RB 23 R. Hillman, CB 29 B. Roby, S 31 O. Bolden, CB 36 K. Webster, RB 40 J. Thompson, LS 46 A. Brewer, OLB 48 S. Barrett, ILB 51 T. Davis, ILB 52 C. Nelson, C 53 J. Ferentz, OLB 56 S. Ray, C/G 73 M. Garcia, TE 78 J. Casey, TE 85 V. Green, DE 90 A. Smith, NT 98 D. Kilgo. **DID NOT PLAY:** QB 17 B. Osweiler, T 79 M. Schofield. **INACTIVE:** QB 13 T. Siemian, CB 32 C. Marsh, CB 37 L. Doss, OLB 55 L. McCray, G 64 S. Smith, TE 84 M. Henry, DE 91 K. Anunike.

## BALTIMORE RAVENS

### OFFENSE

**LWR** 11 K. Aiken  
**RWR** 89 S. Smith  
**LT** 60 E. Monroe  
**LG** 72 K. Osemele  
**C** 53 J. Zuttah  
**RG** 73 M. Yanda  
**RT** 71 R. Wagner  
**TE** 80 C. Gillmore  
**QB** 5 J. Flacco  
**FB** 44 K. Juszczyk  
**RB** 29 J. Forsett

### DEFENSE

**DB** 24 K. Arrington  
**NT** 98 B. Williams  
**DE** 99 C. Canty  
**OLB** 55 T. Suggs  
**ILB** 57 C. Mosley  
**ILB** 51 D. Smith  
**SAM** 58 E. Dumervil  
**LCB** 21 L. Webb  
**SS** 33 W. Hill  
**FS** 23 K. Lewis  
**RCB** 22 J. Smith

**RAVENS SUBSTITUTIONS:** P 4 S. Koch, K 9 J. Tucker, WR 12 D. Waller, WR 14 M. Brown, WR/RS 15 M. Campanaro, CB 25 T. Walker, S 28 B. Trawick, S 31 T. Brooks, RB 37 J. Allen, DB 41 A. Levine, LS 46 M. Cox, ILB 50, A. McClellan, ILB 54 Z. Orr, ILB 59 A. Brown, G/C 64 J. Urschel, T 74 J. Hurst, TE 82 N. Boyle, TE 87 M. Williams, OLB 91 C. Upshaw, DE 93 L. Guy, DT 94 C. Davis, DE 95 K. Lewis-Moore. **DID NOT PLAY:** QB 8 M. Schaub, RB 30 T. Magee. **INACTIVE:** WR 18 B. Perriman, RB 34 L. Taliaferro, CB 38 R. Melvin, G/C 66 R. Jensen, DT 79 C. Bilukidi, OLB 90 Z. Smith, DT 97 T. Jernigan.

		1	2	3	4	OT	TOTAL	FIELD GOALS (made ( ) missed)		
<b>VISITOR</b>	Baltimore Ravens	0	3	10	0	—	13	J. Tucker	(52)	(44)
<b>HOME</b>	Denver Broncos	6	3	7	3	—	19	B. McManus	(57)	(56) (43) (33)

Team	Qtr	Clock Time	PLAY DESCRIPTION (Extra Point) (Drive Info)	SCORE	
				Visitor	Home
BRONCOS	1	5:16	B. McManus 57 yd. Field Goal (15-48, 6:17)	0	3
BRONCOS	1	1:26	B. McManus 56 yd. Field Goal (6-15, 2:09)	0	6
RAVENS	2	6:42	J. Tucker 52 yd. Field Goal (8-31, 1:14)	3	6
BRONCOS	2	0:09	B. McManus 43 yd. Field Goal (7-30, 1:04)	3	9
RAVENS	3	14:04	J. Smith 24 yd. interception return (J. Tucker kick)	10	9
RAVENS	3	9:33	J. Tucker 44 yd. Field Goal (8-35, 2:51)	13	9
BRONCOS	3	0:10	A. Talib 51 yd. interception return (B. McManus kick)	13	16
BRONCOS	4	2:55	B. McManus 33 yd. Field Goal (17-81, 10:56)	13	19

FINAL INDIVIDUAL STATISTICS																					
Baltimore Ravens										Denver Broncos											
RUSHING	ATT	YDS	AVG	LG	TD					RUSHING	ATT	YDS	AVG	LG	TD						
J. Forsett	14	43	3.1	20	0					R. Hillman	12	41	3.4	11	0						
J. Allen	9	30	3.3	8	0					C. Anderson	12	29	2.4	6	0						
										P. Manning	1	-1	-1.0	-1	0						
TOTAL	23	73	3.2	20	0					TOTAL	25	69	2.8	11	0						
PASSING	ATT	CMP	YDS	TKD/	YD	TD	LG	IN	Rtg.	PASSING	ATT	CMP	YDS	TKD/	YD	TD	LG	IN	Rtg.		
J. Flacco	32	18	117	2/17	0	22	2		38.2	P. Manning	40	24	175	4/25	0	18	1		59.9		
TOTAL	32	18	117	2/17	0	22	2		38.2	TOTAL	40	24	175	4/25	0	18	1		59.9		
PASS RECEIVING	NO	YDS	AVG	LG	TD					PASS RECEIVING	NO	YDS	AVG	LG	TD						
K. Juszczyk	4	17	4.3	9	0					E. Sanders	8	65	8.1	18	0						
J. Forsett	4	13	3.3	7	0					D. Thomas	7	60	8.6	11	0						
M. Brown	2	25	12.5	22	0					C. Anderson	4	19	4.8	8	0						
C. Gillmore	2	23	11.5	14	0					J. Norwood	2	25	12.5	15	0						
S. Smith	2	13	6.5	10	0					O. Daniels	2	5	2.5	9	0						
M. Williams	1	15	15.0	15	0					A. Caldwell	1	1	1.0	1	0						
M. Campanaro	1	8	8.0	8	0					V. Green	1	0	0.0	0	0						
J. Allen	1	4	4.0	4	0																
K. Aiken	1	-1	-1.0	-1	0																
TOTAL	18	117	6.5	22	0					TOTAL	24	242	7.3	18	0						
INTERCEPTIONS	NO	YDS	AVG	LG	TD					INTERCEPTIONS	NO	YDS	AVG	LG	TD						
J. Smith	1	24	24.0	24	1					A. Talib	1	51	51.0	51	1						
										D. Stewart	1	0	0.0	0	0						
TOTAL	1	24	24.0	24	1					TOTAL	2	51	25.5	51	1						
PUNTING	NO	YDS	AVG	NET	TB	IN20	LG			PUNTING	NO	YDS	AVG	NET	TB	IN20	LG				
S. Koch	6	310	51.7	48.3	0	2	59			B. Colquitt	5	259	51.8	45.4	0	2	62				
TOTAL	6	310	51.7	48.3	0	2	59			TOTAL	5	259	51.8	45.4	0	2	62				
PUNT RETURNS	NO	YDS	AVG	FC	LG	TD					PUNT RETURNS	NO	YDS	AVG	FC	LG	TD				
S. Smith	2	32	16.0	1	22	0					E. Sanders	3	20	6.7	1	13	0				
[DOWNED]	1	0	0.0	0	—	0					[OUT OF BOUNDS]	2	0	0.0	0	—	0				
[OUT OF BOUNDS]	1	0	0.0	0	—	0															
RETURNS	2	32	16.0	1	22	0					RETURNS	3	20	6.7	1	13	0				
KICKOFF RETURNS	NO	YDS	AVG	FC	LG	TD					KICKOFF RETURNS	NO	YDS	AVG	FC	LG	TD				
N. Boyle	1	10	10.0	0	10	0					[TOUCHBACK]	4	0	0.0	0	—	0				
[TOUCHBACK]	5	0	0.0	0	—	0															
RETURNS	1	10	10.0	0	10	0					RETURNS	0	0	0.0	0	—	0				
Baltimore Ravens	Own			Opp.			Out			Denver Broncos	Own			Opp.			Out				
FUMBLES	Fum	Lost	Rec.	Yds	TD	FF	Rec.	Yds	TD	Bnds	FUMBLES	Fum	Lost	Rec.	Yds	TD	FF	Rec.	Yds	TD	Bnds
TOTAL	0	0	0	0	0	0	0	0	0	0	TOTAL	0	0	0	0	0	0	0	0	0	0

FINAL TEAM STATISTICS																			
RAVENS					BRONCOS					RAVENS					BRONCOS				
TOTAL FIRST DOWNS					11 16					FGs - PATs Had Blocked					0-0 0-0				
By Rushing					6 4					Net Punting Average					48.3 45.4				
By Passing					4 11					TOTAL RETURN YARDAGE (Not Including Kickoffs)					56 71				
By Penalty					1 1					No. and Yards Punt Returns					2-32 3-20				
THIRD DOWN EFFICIENCY					2-13-15% 8-18-44%					No. and Yards Kickoff Returns					1-10 0-0				
FOURTH DOWN EFFICIENCY					1-1-100% 0-0-0%					No. and Yards Interception Returns					1-24 2-51				
TOTAL NET YARDS					173 219					PENALTIES Number and Yards					3-15 8-45				
Total Offensive Plays (inc. times thrown passing)					57 69					FUMBLES Number and Lost					0-0 0-0				
Average gain per offensive play					3.0 3.2					TOUCHDOWNS					1 1				
NET YARDS RUSHING					73 69					Rushing					0 0				
Total Rushing Plays					23 25					Passing					0 0				
Average gain per rushing play					3.2 2.8					Interceptions					1 1				
Tackles for a loss-number and yards					3-3 2-6					EXTRA POINTS Made-Attempts					1-1 1-1				
NET YARDS PASSING					100 150					Kicking Made-Attempts					1-1 1-1				
Times thrown - yards lost attempting to pass					2-17 4-25					FIELD GOALS Made-Attempts					2-2 4-4				
Gross yards passing					117 175					RED ZONE EFFICIENCY					0-1-0% 0-1-0%				
PASS ATTEMPTS-COMPLETIONS-HAD INTERCEPTED					32-18-2 40-24-1					GOAL TO GO EFFICIENCY					0-0-0% 0-0-0%				
Avg gain per pass play (inc.# thrown passing)					2.9 3.4					SAFETIES					0 0				
KICKOFFS Number-In End Zone-Touchbacks					4-4-4 6-5-5					FINAL SCORE					13 19				
PUNTS Number and Average					6-51.7 5-51.8					TIME OF POSSESSION					22:43 37:17				
Had Blocked					0 0														

BRONCOS DEFENSIVE STATISTICS																			
(Press Box Totals)																			
PLAYER	UT	A	TT	S-YDS	I-YDS	PD	FF	FR		PLAYER	UT	A	TT	S-YDS	I-YDS	PD	FF	FR	
D. Trevathan	6	3	9	0-0	0-0	0	0	0		D. Ware	2	0	2	1-9	0-0	0	0	0	
B. Marshall	6	1	7	1-8	0-0	1	1	0		D. Kilgo	1	1	2	0-0	0-0	0	0	0	
D. Stewart	3	1	4	0-0	1-0	1	0	0		A. Smith	1	1	2	0-0	0-0	0	0	0	
C. Harris Jr.	3	0	3	0-0	0-0	0	0	0		V. Miller	1	0	1	0-0	0-0	0	0	0	
M. Jackson	3	0	3	0-0	0-0	0	0	0		C. Nelson	1	0	1	0-0	0-0	0	0	0	
V. Walker	3	0	3	0-0	0-0	0	0	0		B. Roby	0	1	1	0-0	0-0	1	0	0	
D. Bruton Jr.	2	1	3	0-0	0-0	2	0	0		S. Barrett	0	1	1	0-0	0-0	0	0	0	
A. Talib	2	1	3	0-0	1-51	2	0	0											
S. Williams	2	1	3	0-0	0-0	0	0	0		TEAM TOTALS	36	12	48	2-17	2-51	7	0	0	



# Denver 31, Kansas City 24

Thursday, Sept. 17, 2015 • 7:25 p.m. CT • Arrowhead Stadium • Kansas City, Mo.

WEATHER: Cloudy, 87°, Wind S 13 mph • TIME: 3:23 • ATTENDANCE: 76,404

The Denver Broncos made history with their NFL-record 13th consecutive divisional road win in a 31-24 come-from-behind victory against the AFC West-rival Kansas City Chiefs at Arrowhead Stadium.

With his 256 passing yards and three touchdowns against the Chiefs, Broncos quarterback Peyton Manning joined Brett Favre as the only players in history to reach 70,000 career passing yards. Overcoming a rough start to the game, Manning rallied the Broncos to a game-tying touchdown with less than a minute in regulation before the defense sealed the win with its last of five takeaways.

Kansas City was in control early as its offense drove 70 yards on its first possession. The Broncos were able to keep the Chiefs off the scoreboard when safety David Bruton Jr. stripped running back Jamaal Charles at the 5-yard line and safety Darian Stewart recovered.

The Chiefs finally broke through as Charles capped a 78-yard Chiefs drive with a 34-yard touchdown run that put the home team up 7-0. Rookie cornerback Marcus Peters gave Kansas City a 14-0 advantage when he stepped in front of a Manning pass and returned the interception 55 yards for a touchdown.

The Broncos battled back, scoring twice in a 1:43 span before halftime to even the score at 14-14.

Manning started Denver's scoring by hitting wide receiver Emmanuel Sanders for a 16-yard touchdown pass.

On the Chiefs' next drive, cornerback Aqib Talib recorded his 29th career interception—and his second in as many weeks—to give the Broncos possession at the Chiefs 15-yard line. The Broncos capitalized on the takeaway as Manning connected with tight end Virgil Green in the back of the end zone for a 1-yard touchdown.

Denver held Kansas City to a field goal to open the second half and forced the Chiefs to punt on their next three drives. Broncos kicker Brandon McManus helped Denver keep pace, converting a 54-yard field goal with 3:18 remaining in the third frame.

Midway through the fourth quarter, cornerback Chris Harris Jr. thwarted another red zone scoring attempt by the Chiefs as he intercepted quarterback Alex Smith on the Denver 10-yard-line.

Kansas City forced a Broncos three-and-out following the interception and used the momentum to take a 24-17 lead on an 8-yard touchdown run from Knile Davis with less than three minutes remaining the game.

Wide receiver Demaryius Thomas accounted for three first downs on the ensuing drive and Sanders caught his second touchdown pass of the evening from Manning—a 19-yarder with 0:36 seconds left—to tie the game.

With the game seemingly destined for overtime, Broncos linebacker Brandon Marshall knocked the ball loose from Charles and cornerback Bradley Roby recovered the fumble, returning it 21 yards for the game-winning touchdown.

## OFFICIALS:

**Referee** — Walt Anderson (66); **Umpire** — Butch Hannah (40); **Head Linesman** — Steve Stelljes (22); **Line Judge** — Byron Boston (18); **Side Judge** — Laird Hayes (125); **Field Judge** — Eugene Hall (103); **Back Judge** — Todd Prukop (30); **Replay** — Billy Smith.

## DENVER BRONCOS

### OFFENSE

<b>WR</b> 88	D. Thomas
<b>LT</b> 74	T. Sambrailo
<b>G</b> 69	E. Mathis
<b>C</b> 61	M. Paradis
<b>RG</b> 65	L. Vasquez
<b>RT</b> 68	R. Harris
<b>TE</b> 81	O. Daniels
<b>WR</b> 10	E. Sanders
<b>QB</b> 18	P. Manning
<b>RB</b> 22	C. Anderson
<b>FB</b> 85	V. Green

### DEFENSE

<b>DE</b> 96	V. Walker
<b>NT</b> 92	S. Williams
<b>DE</b> 97	M. Jackson
<b>SLB</b> 58	V. Miller
<b>WLB</b> 94	D. Ware
<b>ILB</b> 54	B. Marshall
<b>ILB</b> 59	D. Trevathan
<b>LCB</b> 21	A. Talib
<b>RCB</b> 25	C. Harris Jr.
<b>SS</b> 43	T. Ward
<b>FS</b> 26	D. Stewart

**BRONCOS SUBSTITUTIONS:** P 4 B.Colquitt, K 8 B.McManus, WR 11 J.Norwood, WR 12 A.Caldwell, WR 14 C.Latimer, WR 16 B.Fowler, S 20 J.Bush, RB 23 R.Hillman, CB 29 B.Roby, S 30 D.Bruton Jr., CB 36 K.Webster, RB 40 J.Thompson, LS 46 A.Brewer, OLB 48 S.Barrett, ILB 51 T.Davis, ILB 52 C.Nelson, C 53 J.Ferentz, OLB 56 S.Ray, C/D 73 M.Garcia, TE/FB 80 J.Casey, DE 90 A.Smith, NT 98 D.Kilgo. **DIG NOT PLAY:** QB 17 B.Osweller, T 79 M.Schofield. **INACTIVE:** QB 13 T.Siemian, S 31 O.Bolden, CB 37 L.Doss, OLB 55 L.McCray, G 64 S.Smith, TE 84 M.Henry, DE 91 K.Anunike.

## KANSAS CITY CHIEFS

### OFFENSE

<b>WR</b> 19	J. Maclin
<b>LT</b> 79	D. Stephenson
<b>LG</b> 66	B. Grubbs
<b>C</b> 61	M. Morse
<b>RG</b> 76	L. Duvernay-Tardif
<b>RT</b> 75	J. Reid
<b>TE</b> 87	T. Kelce
<b>TE</b> 84	D. Harris
<b>WR</b> 12	A. Wilson
<b>QB</b> 11	A. Smith
<b>RB</b> 25	J. Charles

### DEFENSE

<b>LDE</b> 70	M. Devito
<b>NT</b> 96	J. Howard
<b>RDE</b> 97	A. Bailey
<b>LOLB</b> 50	J. Houston
<b>RILB</b> 90	J. Mauga
<b>ILB</b> 56	D. Johnson
<b>ROLB</b> 91	T. Hall
<b>RCB</b> 23	P. Gaines
<b>LCB</b> 22	M. Peters
<b>SS</b> 38	R. Parker
<b>FS</b> 29	E. Berry

**CHIEFS SUBSTITUTIONS:** P 2 D.Colquitt, K 5 C.Santos, WR 13 D.Thomas, WR 17 C.Conley, S 27 T.Branch, CB 30 J.Fleming, CB 31 M.Cooper, RB 34 K.Davis, RB 35 C.West, S 39 H.Abdullah, LS 41 J.Winchester, FB 42 A.Sherman, S 49 D.Sorensen, OLB 51 F.Zombo, LB 53 R.Wilson, LB 55 D.Ford, LB 57 D.Alexander, T 72 E.Fisher, G 73 Z.Fulton, TE 80 J.O'Shaughnessy, WR 81 J.Avant, DT 92 D.Poe, DL 98 N.Williams. **DIG NOT PLAY:** QB 10 C.Daniel. **INACTIVE:** QB 7 A.Murray, CB 20 S.Nelson, LB 54 D.Moses, OL 71 J.Allen, TE 82 B.Parker, WR 85 F.Hammond, DL 99 R.Nunez-Roches.

		1	2	3	4	OT	TOTAL	FIELD GOALS (made ( ) missed)	
<b>VISITOR</b>	Denver Broncos	0	14	3	14	0	31	B. McManus	(54)
<b>HOME</b>	Kansas City Chiefs	0	14	3	7	0	24	C. Santos	(35)

Team	Qtr	Clock Time	PLAY DESCRIPTION (Extra Point) (Drive Info)	SCORE Visitor Home
CHIEFS	2	9:11	J. Charles 34 yd. run (C. Cantos kick) (6-78, 3:23)	0 7
CHIEFS	2	6:27	M. Peters 55 yd. interception return (C. Santos kick)	0 14
BRONCOS	2	2:31	E. Sanders 16 yd. pass from P. Manning (B. McManus kick) (10-80, 3:56)	7 14
BRONCOS	2	0:48	V. Green 1 yd. pass from P. Manning (B. McManus kick) (4-15, 1:33)	14 14
CHIEFS	3	9:47	C. Santos 35 yd. Field Goal (10-63, 5:13)	14 17
BRONCOS	3	3:18	B. McManus 54 yd. Field Goal (5-22, 1:42)	17 17
CHIEFS	4	2:27	K. Davis 8 yd. run (C. Santos kick) (6-61, 2:15)	17 24
BRONCOS	4	0:36	E. Sanders 19 yd. pass from P. Manning (B. McManus kick) (10-80, 1:51)	24 24
BRONCOS	4	0:27	B. Roby 21 yd. fumble return (B. McManus kick)	31 24



FINAL INDIVIDUAL STATISTICS																							
Denver Broncos											Kansas City Chiefs												
RUSHING	ATT	YDS	AVG	LG	TD							RUSHING	ATT	YDS	AVG	LG	TD						
R. Hillman	9	34	3.8	16	0							J. Charles	21	125	6.0	34	1						
C. Anderson	12	27	2.3	14	0							A. Smith	3	15	5.0	11	0						
E. Sanders	1	0	0.0	0	0							K. Davis	3	9	3.0	8	1						
												J. Maclin	1	-2	-2.0	-2	0						
TOTAL	22	61	2.8	16	0							TOTAL	28	147	5.3	34	2						
PASSING	ATT	CMP	YDS	TKD/ YD	TD	LG	IN	Rtg.							PASSING	ATT	CMP	YDS	TKD/ YD	TD	LG	IN	Rtg.
P. Manning	45	26	256	3/18	3	22	1	86.9							A. Smith	25	16	191	4/21	0	30	2	53.9
TOTAL	45	26	256	3/18	3	22	1	86.9							TOTAL	25	16	191	4/22	0	30	2	53.9
PASS RECEIVING	NO	YDS	AVG	LG	TD							PASS RECEIVING	NO	YDS	AVG	LG	TD						
D. Thomas	8	116	14.5	22	0							T. Kelce	4	58	14.5	29	0						
E. Sanders	8	87	10.9	19	2							J. Maclin	4	57	14.3	30	0						
O. Daniels	3	19	6.3	8	0							J. Charles	4	2	0.5	6	0						
J. Norwood	3	14	4.7	7	0							J. O'Shaughnessy	2	54	27.0	30	0						
V. Green	2	12	6.0	11	1							D. Thomas	2	20	10.0	12	0						
A. Caldwell	1	6	6.0	6	0																		
C. Anderson	1	2	2.0	2	0																		
TOTAL	26	256	9.8	22	3							TOTAL	16	191	11.9	30	0						
INTERCEPTIONS	NO	YDS	AVG	LG	TD							INTERCEPTIONS	NO	YDS	AVG	LG	TD						
C. Harris Jr.	1	20	20.0	20	0							M. Peters	1	55	55.0	55	1						
A. Talib	1	9	9.0	9	0																		
TOTAL	2	29	14.5	20	0							TOTAL	1	55	55.0	55	1						
PUNTING	NO	YDS	AVG	NET	TB	IN20	LG							PUNTING	NO	YDS	AVG	NET	TB	IN20	LG		
B. Colquitt	7	314	44.9	42.7	0	1	56							D. Colquitt	4	210	52.5	52.5	0	1	58		
TOTAL	7	314	44.9	42.7	0	1	56							TOTAL	4	210	52.5	52.5	0	1	58		
PUNT RETURNS	NO	YDS	AVG	FC	LG	TD							PUNT RETURNS	NO	YDS	AVG	FC	LG	TD				
E. Sanders	0	0	0.0	1	—	0							D. Thomas	4	15	3.8	1	8	0				
[DOWNED]	1	0	0	0	—	0							[DOWNED]	1	0	0	0	—	0				
[OUT OF BOUNDS]	2	0	0	0	—	0							[OUT OF BOUNDS]	1	0	0	0	—	0				
RETURNS	0	0	0.0	1	—	0							RETURNS	4	15	3.8	1	8	0				
KICKOFF RETURNS	NO	YDS	AVG	FC	LG	TD							KICKOFF RETURNS	NO	YDS	AVG	FC	LG	TD				
A. Caldwell	1	21	21.0	0	21	0							K. Davis	1	21	21.0	0	21	0				
[TOUCHBACK]	4	0	0.0	0	—	0							[TOUCHBACK]	5	0	0.0	0	—	0				
RETURNS	1	21	21.0	0	21	0							RETURNS	1	21	21.0	0	21	0				
Denver Broncos	Fumbles	Own Rec.	Yds	TD	FF	Rec.	Yds	TD	Out Bnds	Kansas City Chiefs													
D. Bruton Jr.	0	0	0	0	0	1	0	0	0	Fumbles	Own Rec.	Yds	TD	FF	Rec.	Yds	TD	Out Bnds					
B. Fowler	0	0	0	0	0	1	0	0	0	J. Charles	2	2	0	0	0	0	0	0					
B. Marshall	0	0	0	0	0	1	0	0	0	D. Thomas	1	1	0	0	0	0	0	0					
T. Davis	0	0	0	0	0	0	1	0	0														
B. Roby	0	0	0	0	0	0	1	21	1														
D. Stewart	0	0	0	0	0	0	1	0	0														
TOTAL	0	0	0	0	3	3	21	1	0	TOTAL	3	3	0	0	0	0	0	0					

FINAL TEAM STATISTICS									
BRONCOS					CHIEFS				
TOTAL FIRST DOWNS	21		20		FGs - PATs Had Blocked	0-0		0-0	
By Rushing	3		7		Net Punting Average	42.7		52.5	
By Passing	15		9		TOTAL RETURN YARDAGE (Not Including Kickoffs)	29		70	
By Penalty	3		4		No. and Yards Punt Returns	0-0		4-15	
THIRD DOWN EFFICIENCY	6-16-38%		0-7-0%		No. and Yards Kickoff Returns	1-21		1-21	
FOURTH DOWN EFFICIENCY	0-1-0%		0-0-0%		No. and Yards Interception Returns	2-29		1-55	
TOTAL NET YARDS	299		314		PENALTIES Number and Yards	8-65		9-60	
Total Offensive Plays (inc. times thrown passing)	70		58		FUMBLES Number and Lost	0-0		3-3	
Average gain per offensive play	4.3		5.4		TOUCHDOWNS	4		3	
NET YARDS RUSHING	61		147		Rushing	0		2	
Total Rushing Plays	22		28		Passing	3		0	
Average gain per rushing play	2.8		5.3		Interceptions	0		1	
Tackles for a loss-number and yards	1-3		1-2		Fumbles	1		0	
NET YARDS PASSING	238		167		EXTRA POINTS Made-Attempts	4-4		3-3	
Times thrown - yards lost attempting to pass	3-18		5-24		Kicking Made-Attempts	4-4		3-3	
Gross yards passing	256		191		FIELD GOALS Made-Attempts	1-1		1-1	
PASS ATTEMPTS-COMPLETIONS-HAD INTERCEPTED	45-26-1		25-16-2		RED ZONE EFFICIENCY	3-3/100%		1-4/25%	
Avg gain per pass play (inc.# thrown passing)	5.0		5.6		GOAL TO GO EFFICIENCY	1-1/100%		1-2/50%	
KICKOFFS Number-In End Zone-Touchbacks	6-6-5		5-5-4		SAFETIES	0		0	
PUNTS Number and Average	7-44.9		4-52.5		FINAL SCORE	31		24	
Had Blocked	0		0		TIME OF POSSESSION	31:01		28:55	





# Denver 24, Detroit 12

Sunday, Sept. 27, 2015 • 8:30 p.m. EST • Ford Field • Detroit

WEATHER: Indoors • TIME: 3:19 • ATTENDANCE: 62,920

The Denver Broncos improved to 3-0 for the 13th time in team history and earned their second consecutive road win by beating the Detroit Lions 24-12 in a Sunday Night Football match up at Ford Field.

The Broncos' reinvigorated offense, which operated exclusively out of the shotgun and pistol formations, helped quarterback Peyton Manning post his 92nd career 300-yard passing game (31-of-42, 324 yds., 2 TD, 1 INT). Denver also benefited from 10 points off three turnovers as the defense limited Detroit to just 4.3 yards per play on the night.

Denver started strong defensively, forcing three punts and a turnover on Detroit's first four possessions. Linebacker DeMarcus Ware was in on two sacks of Lions quarterback Matthew Stafford, who was under pressure throughout the game.

The Broncos seemed poised to score after cornerback Bradley Roby's early interception, but on the first play of the second quarter, Lions defensive tackle Haloti Ngata tipped a Manning pass that safety Glover Quin intercepted.

Denver's offense responded after a Lions punt and Manning led the Broncos on a 12-play, 80 yard scoring drive, capped by running back Ronnie Hillman's 1-yard touchdown run.

Detroit followed with a rushing touchdown on their next drive, a 1-yard-run by running back Joique Bell. On the Lions' extra point attempt, cornerback Aqib Talib blocked the kick to preserve Denver's lead.

Up 7-6 with 1:03 remaining in the half, Manning went back to work, finding wide receivers Bennie Fowler and Demaryius Thomas for key first-downs. On fourth-and-1 near midfield, Manning hooked up with Thomas along the right sideline for a 45-yard touchdown to give Denver a 14-6 halftime advantage.

The Broncos opened the second half with a fumble that the Lions capitalized on with a 16-yard touchdown pass from Stafford to running back Ameer Abdullah.

Safety T.J. Ward helped the Broncos stop the Lions' two-point conversion and Denver maintained a 14-12 lead entering the final quarter.

Broncos kicker Brandon McManus converted a 48-yard field goal midway through the fourth to give Denver a five-point advantage. The score was set up by a Detroit fumble that was forced by Shaquill Barrett and recovered by Malik Jackson.

On the Lions' next drive, safety David Bruton jumped a Stafford pass and intercepted it with 3:37 remaining in the game.

The offense responded for Denver as Manning found wide receiver Emmanuel Sanders for a 34-yard reception and capped the drive with an 11-yard touchdown pass to tight end Owen Daniels for the game-sealing touchdown.

## OFFICIALS:

**Referee** — Jeff Triplette (42); **Umpire** — Shawn Smith (14); **Head Linesman** — Tony Veteri (36); **Line Judge** — Jeff Bergman (32); **Side Judge** — Alex Kemp (55); **Field Judge** — Dyrrol Prioleau (109); **Back Judge** — Steve Freeman (133); **Replay** — Paul Weidner.

## DENVER BRONCOS

### OFFENSE

**WR** 88 D. Thomas  
**LT** 74 T. Sambrailo  
**G** 69 E. Mathis  
**C** 61 M. Paradis  
**RG** 65 L. Vasquez  
**RT** 68 R. Harris  
**TE** 81 O. Daniels  
**WR** 10 E. Sanders  
**RB** 22 C. Anderson  
**QB** 18 P. Manning  
**WR** 11 J. Norwood

### DEFENSE

**DE** 96 V. Walker  
**NT** 92 S. Williams  
**DE** 97 M. Jackson  
**SLB** 58 V. Miller  
**WLB** 94 D. Ware  
**ILB** 54 B. Marshall  
**ILB** 59 D. Trevathan  
**LCB** 21 A. Talib  
**RCB** 25 C. Harris Jr.  
**SS** 43 T. Ward  
**FS** 26 D. Stewart

**BRONCOS SUBSTITUTIONS:** P 4 B.Colquitt, K 8 B.McManus, WR 12 A.Caldwell, WR 14 C.Latimer, WR 16 B.Fowler, S 20 J.Bush, RB 23 R.Hillman, CB 29 B.Roby, S 30 D.Bruton Jr., CB 37 L.Doss, RB 40 J.Thompson, LS 46 A.Brewer, OLB 48 S.Barrett, ILB 51 T.Davis, ILB 52 C.Nelson, OLB 55 L.McCray, OLB 56 S.Ray, C/G 73 M.Garcia, TE 84 M.Henry, TE 85 V.Green, DE 90 A.Smith, NT 98 D.Kilgo. **DID NOT PLAY:** QB 17 B.Oswellier, C 53 J.Ferentz. **INACTIVE:** QB 13 T.Siemian, S 31 O.Bolden, CB 36 K.Webster, G 64 S.Smith, T 79 M.Schofield, TE/ FB 80 J.Casey, DE 91 K.Anunike.

## DETROIT LIONS

### OFFENSE

**WR** 15 G. Tate  
**LT** 71 R. Reiff  
**LG** 63 M. Ramirez  
**C** 64 T. Swanson  
**RG** 75 L. Warford  
**RT** 77 C. Lucas  
**TE** 46 C. Burton  
**TE** 85 E. Ebron  
**WR** 81 C. Johnson  
**QB** 9 M. Stafford  
**RB** 35 J. Bell

### DEFENSE

**DE** 91 J. Jones  
**DT** 93 T. Walker  
**DT** 92 H. Ngata  
**DE** 94 E. Ansah  
**CB** 30 J. Wilson  
**MLB** 55 S. Tulloch  
**OLB** 57 J. Bynes  
**CB** 23 D. Slay  
**CB** 31 R. Mathis  
**SS** 32 J. Ihedigbo  
**FS** 27 G. Quin

**LIONS SUBSTITUTIONS:** K 5 M.Prater, P 6 S.Martin, WR 13 T.Jones, WR 16 L.Moore, RB 21 A.Abdullah, CB 24 N.Lawson, RB 25 T.Riddick, S 26 D.Carey, CB 28 O.Diggs, RB 34 Z.Zenner, S 42 I.Abdul-Quddus, LS 48 D.Muhlbach, LB 50 T.Lewis, DE 52 D.Tapp, LB 53 K.Van Noy, LB 59 T.Whitehead, T 66 L.Waddle, G 72 L.Tomlinson, TE 83 T.Wright, DT 90 G.Wright, LB 95 B.Copeland, DT 97 C.Reid, DE 98 D.Taylor. **DID NOT PLAY:** QB 8 D.Orlovsky. **INACTIVE:** WR 10 C.Fuller, LB 54 D.Levy, DE 58 P.Hunt, G/C 65 T.Boggs, T 70 C.Robinson, TE 87 B.Pettigrew, DT 99 J.Cudjic.

		1	2	3	4	OT	TOTAL	FIELD GOALS (made ( ) missed)
<b>VISITOR</b>	Denver Broncos	0	14	0	10	—	24	B. McManus (48)
<b>HOME</b>	Detroit Lions	0	6	6	0	—	12	

Team	Qtr	Clock Time	PLAY DESCRIPTION (Extra Point) (Drive Info)	SCORE Visitor Home
BRONCOS	2	4:54	R. Hillman 1 yd. run (B. McManus kick) (12-80, 6:25)	7 0
LIONS	2	1:03	J. Bell 1 yd. run (kick blocked by A. Talib) (9-80, 3:51)	7 6
BRONCOS	2	0:05	D. Thomas 45 yd. pass from P. Manning (B. McManus kick) (7-80, 0:58)	14 6
LIONS	3	10:51	A. Abdullah 16 yd. pass from M. Stafford (run failed) (4-29, 2:09)	14 12
BRONCOS	4	7:50	B. McManus 48 yd. Field Goal (5-19, 2:22)	17 12
BRONCOS	4	2:28	O. Daniels 11 yd. pass from P. Manning (B. McManus kick) (5-51, 1:09)	24 12

FINAL INDIVIDUAL STATISTICS																					
Denver Broncos										Detroit Lions											
RUSHING	ATT	YDS	AVG	LG	TD					RUSHING	ATT	YDS	AVG	LG	TD						
C. Anderson	8	18	2.3	5	0					A. Abdullah	8	23	2.9	9	0						
R. Hillman	7	13	1.9	5	1					J. Bell	10	6	0.6	3	1						
J. Thompson	3	11	3.7	6	0					M. Stafford	1	-1	-1.0	-1	0						
P. Manning	1	-1	-1.0	-1	0																
TOTAL	19	41	2.2	6	1	TOTAL				19	28	1.5	9								
PASSING	ATT	CMP	YDS	TD	LG	IN	Rtg.					PASSING	ATT	CMP	YDS	TD	LG	IN	Rtg.		
P. Manning	42	31	324	1/11	2	45	1	101.7					M. Stafford	45	31	282	4/20	1	33	2	74.5
TOTAL	42	31	324	1/11	2	45	1	101.7	TOTAL				45	31	282	4/20	1	33	2	74.5	
PASS RECEIVING	NO	YDS	AVG	LG	TD					PASS RECEIVING	NO	YDS	AVG	LG	TD						
D. Thomas	9	92	10.2	45	1					C. Johnson	8	77	9.6	25	0						
E. Sanders	6	87	14.5	34	0					T. Riddick	8	66	8.3	17	0						
O. Daniels	5	28	5.6	11	1					G. Tate	5	57	11.4	33	0						
B. Fowler	4	50	12.5	13	0					E. Ebron	4	61	15.3	29	0						
J. Norwood	3	27	9.0	17	0					A. Abdullah	2	19	9.5	16	1						
V. Green	1	26	26.0	26	0					L. Moore	2	10	5.0	5	0						
C. Anderson	1	9	9.0	9	0					J. Bell	1	-2	-2.0	-2	0						
R. Hillman	1	3	3.0	3	0					M. Stafford	1	-6	-6.0	-6	0						
A. Caldwell	1	2	2.0	2	0																
TOTAL	31	324	10.5	45	2	TOTAL				31	282	9.1	33	1							
INTERCEPTIONS	NO	YDS	AVG	LG	TD					INTERCEPTIONS	NO	YDS	AVG	LG	TD						
D. Bruton Jr.	1	12	12.0	12	0					G. Quin	1	1	1.0	1	0						
B. Roby	1	19	19.0	19	0																
TOTAL	2	31	15.5	19	0	TOTAL				1	1	1.0	1	0							
PUNTING	NO	YDS	AVG	NET	TB	IN20	LG					PUNTING	NO	YDS	AVG	NET	TB	IN20	LG		
B. Colquitt	5	213	42.6	37.0	0	3	50					S. Martin	5	266	53.2	46.6	1	1	66		
TOTAL	5	213	42.6	37.0	0	3	50	TOTAL				5	266	53.2	46.6	1	1	66			
PUNT RETURNS	NO	YDS	AVG	FC	LG	TD					PUNT RETURNS	NO	YDS	AVG	FC	LG	TD				
E. Sanders	2	13	6.5	1	8	0					T. Jones	1	28	28.0	1	28	0				
[DOWNED]	1	0	0.0	0	—	0					[DOWNED]	2	0	0.0	0	—	0				
[TOUCHBACK]	1	0	0.0	0	—	0					[OUT OF BOUNDS]	1	0	0.0	0	—	0				
RETURNS	2	13	6.5	1	8	0	RETURNS				1	28	28.0	1	28	0					
KICKOFF RETURNS	NO	YDS	AVG	FC	LG	TD					KICKOFF RETURNS	NO	YDS	AVG	FC	LG	TD				
[TOUCHBACK]	3	0	0.0	0	—	0					[TOUCHBACK]	5	0	0.0	0	—	0				
RETURNS	0	0	0.0	0	—	0	RETURNS				0	0	0.0	0	—	0					
Denver Broncos										Detroit Lions											
FUMBLES	Fum	Lost	Own	Rec.	Yds	TD	FF	Opp.	Yds	TD	Bnds	FUMBLES	Fum	Lost	Own	Rec.	Yds	TD	Bnds		
D. Thomas	1	1	0	0	0	0	0	0	0	0	0	M. Stafford	1	1	0	0	0	0	0		
S. Barrett	0	0	0	0	0	1	0	0	0	0	0	R. Mathis	0	0	0	0	1	0	0		
M. Jackson	0	0	0	0	0	0	1	0	0	0	0	Q. Diggs	0	0	0	0	0	1	0		
TOTAL	1	1	0	0	0	1	1	0	0	0	0	TOTAL	1	1	0	0	1	1	0		

FINAL TEAM STATISTICS									
BRONCOS					LIONS				
TOTAL FIRST DOWNS	19		22		FGs - PATs Had Blocked	0-0		0-1	
By Rushing	3		3		Net Punting Average	37.0		46.6	
By Passing	14		14		TOTAL RETURN YARDAGE (Not Including Kickoffs)	44		29	
By Penalty	2		5		No. and Yards Punt Returns	2-13		1-28	
THIRD DOWN EFFICIENCY	4-12-33%		4-12-33%		No. and Yards Kickoff Returns	0-0		0-0	
FOURTH DOWN EFFICIENCY	1-1-100%		0-1-0%		No. and Yards Interception Returns	1-2-31		2-10	
TOTAL NET YARDS	354		290		PENALTIES Number and Yards	9-94		9-75	
Total Offensive Plays (inc. times thrown passing)	62		68		FUMBLES Number and Lost	1-1		1-1	
Average gain per offensive play	5.7		4.3		TOUCHDOWNS	3		2	
NET YARDS RUSHING	41		28		Rushing	1		1	
Total Rushing Plays	19		19		Passing	2		1	
Average gain per rushing play	2.2		1.5		Kickoff Returns	0		1	
Tackles for a loss-number and yards	1-3		3-4		Other (Blocked Kicks, etc.)	0		0	
NET YARDS PASSING	313		262		EXTRA POINTS Made-Attempts	3-3		0-2	
Times thrown - yards lost attempting to pass	1-11		4-20		Kicking Made-Attempts	3-3		0-1	
Gross yards passing	324		288		Rushing Made-Attempts	1-1		0-0	
PASS ATTEMPTS-COMPLETIONS-HAD INTERCEPTED	42-31-1		45-31-2		FIELD GOALS Made-Attempts	1-1		0-1	
Avg gain per pass play (inc.# thrown passing)	7.3		5.3		GOAL TO GO EFFICIENCY	2-3-67%		2-3-67%	
KICKOFFS Number-In End Zone-Touchbacks	5-5-3		3-3-3		GOAL TO GO EFFICIENCY	1-1-100%		2-2-100%	
PUNTS Number and Average	5-42-6		5-53-2		SAFETIES	0		0	
Had Blocked	0		0		FINAL SCORE	24		12	
					TIME OF POSSESSION	28:52		31:08	



# Denver 23, Minnesota 20

Sunday, Oct. 4, 2015 • 2:25 p.m. MDT • Sports Authority Field at Mile High • Denver

WEATHER: Cloudy, 60°, Wind NE 9 mph • TIME: 3:00 • ATTENDANCE: 77,029

The Denver Broncos used a late field goal and a last-minute takeaway to stay perfect on the season with a 23-20 win against the Minnesota Vikings at Sports Authority Field at Mile High.

The Broncos won their first four games for the eighth time in franchise history and quarterback Peyton Manning recorded his NFL-record seventh career 4-0 start.

Denver found success on the ground, recording its first 100-yard rushing game of the season with 144 total yards and a touchdown. Meanwhile, the Broncos largely contained Minnesota's potent rushing attack that featured All-Pro running back Adrian Peterson.

The Denver defense, which totaled seven sacks from seven different players, pressured Vikings quarterback Teddy Bridgewater early and forced consecutive punts to start the game.

Kicker Brandon McManus gave the Broncos a 3-0 lead by converting a 33-yard field goal on Denver's opening drive. Minnesota attempted to tie the game early in the second quarter, but kicker Blair Walsh's 38-yarder sailed wide left.

On Denver's ensuing possession, running back Ronnie Hillman raced 72 yards for a touchdown—the fourth-longest scoring run in team history—to give the Broncos a 10-0 lead.

Both teams added field goals in the second quarter before a Manning pass at midfield was intercepted by Vikings linebacker Anthony Barr with 32 seconds remaining in the half. Minnesota capitalized on the Denver miscue with a 4-yard touchdown pass from Bridgewater to wide receiver Mike Wallace and narrowed the score to 13-10 at halftime.

Manning orchestrated an 8-play, 80-yard drive to open the second half highlighted by a 43-yard completion to wide receiver Emmanuel Sanders. On fourth-and-goal from the 1-yard line, Manning found tight end Owen Daniels wide open in the end zone to extend the Broncos' lead to 20-10.

The Vikings used a fourth down scoring play of their own to answer early in the fourth quarter. Peterson, who was held to 30 rushing yards through three quarters, scored on a 48-yard run on 4th-and-1 to trim Minnesota's deficit to 20-17.

On Denver's next drive, Manning's pass to wide receiver Demaryius Thomas was intercepted by Minnesota safety Harrison Smith near midfield. The Denver defense was able to keep Minnesota out of the end zone as the Vikings settled for a 33-yard field goal from Walsh to tie the game at 20-20.

The Broncos responded with a field goal drive of their own as McManus converted a 39-yard kick with 1:51 remaining.

With the Vikings driving to win or tie the game, Broncos safety T.J. Ward recorded his second sack of the game, forcing a Bridgewater fumble. Linebacker Von Miller recovered the fumble to seal the Broncos' fourth consecutive win.

## OFFICIALS:

**Referee** — Walt Coleman (65); **Umpire** — Bill Schuster (129); **Head Linesman** — Jerry Bergman (91); **Line Judge** — Kevin Coday (16); **Side Judge** — Jon Lucivansky (89); **Field Judge** — Boris Cheek (41); **Back Judge** — Rich Martinez (39); **Replay** — Louis Nazzaro.

## DENVER BRONCOS

### OFFENSE

**WR** 88 D. Thomas  
**LT** 44 R. Harris  
**LG** 69 E. Mathis  
**C** 61 M. Paradis  
**RG** 65 L. Vasquez  
**RT** 79 M. Schofield  
**TE** 81 O. Daniels  
**WR** 10 E. Sanders  
**RB** 22 C. Anderson  
**QB** 18 P. Manning  
**WR** 11 J. Norwood

### DEFENSE

**DE** 96 V. Walker  
**NT** 92 S. Williams  
**DE** 97 M. Jackson  
**SLB** 58 V. Miller  
**WLB** 94 D. Ware  
**ILB** 54 B. Marshall  
**ILB** 59 D. Trevathan  
**ILB** 51 T. Davis  
**LCB** 21 A. Talib  
**RCB** 25 C. Harris Jr.  
**SS** 43 T. Ward

**BRONCOS SUBSTITUTIONS:** P 4 B. Colquitt, K 8 B. McManus, WR 12 A. Caldwell, WR 14 C. Latimer, WR 16 B. Fowler, RB 23 R. Hillman, S 26 D. Stewart, CB 29 B. Roby, S 30 D. Bruton Jr., CB 36 K. Webster, CB 37 L. Doss, RB 40 J. Thompson, LS 46 A. Brewer, OLB 48 S. Barrett, ILB 52 C. Nelson, C 53 J. Ferentz, OLB 56 S. Ray, C/G 73 M. Karlo, DE/FB 80 J. Casey, TE 85 V. Green, DE 90 A. Smith, NT 98 D. Gilgo, **DID NOT PLAY:** QB 17 B. Osweiler, T 76 T. Polumbus. **INACTIVE:** QB 13 T. Siemian, CB 31 O. Bolden, OLB 55 L. McCray, G 64 S. Smith, TE 84 M. Henry, DE 91 K. Anunike.

## MINNESOTA VIKINGS

### OFFENSE

**WR** 84 C. Patterson  
**LT** 75 M. Kalil  
**LG** 63 B. Fusco  
**C** 61 J. Berger  
**RG** 79 M. Harris  
**RT** 68 T. Clemmings  
**TE** 82 K. Rudolph  
**TE** 85 R. Ellison  
**QB** 5 T. Bridgewater  
**FB** 4 Z. Line  
**HB** 28 A. Peterson

### DEFENSE

**LDE** 96 B. Robinson  
**DT** 73 S. Floyd  
**NT** 98 L. Joseph  
**RDE** 97 E. Griffen  
**MLB** 54 E. Kendricks  
**ILB** 55 A. Barr  
**LCB** 23 T. Newman  
**RCB** 29 X. Rhodes  
**CB** 24 C. Munnerlyn  
**SS** 36 R. Blanton  
**FS** 22 H. Smith

**VIKINGS SUBSTITUTIONS:** K 3 B. Walsh, WR 11 M. Wallace, WR 14 S. Diggs, WR 17 J. Wright, P 18 J. Locke, WR 19 A. Thielen, CB 26 T. Waynes, RB 31 J. McKinnon, S 32 A. Eum, CB 35 M. Sherels, RB 44 M. Asiata, LS 47 K. McDermott, LB 50 G. Hodges, LB 52 C. Greenway, LB 57 A. Cole, C 67 Z. Kerin, TE 83 M. Pruitt, DT 92 T. Johnson, DT 93 S. Stephen, DE 95 S. Crichton, DE 99 D. Hunter, **DID NOT PLAY:** QB 13 S. Hill, G 74 A. Shepherd, T 78 J. Sirles, **INACTIVE:** QB 6 T. Heinicke, WR 12 C. Johnson, DB 25 J. Price, S 34 A. Sendejo, LB 51 E. Robinson, TE 86 C. Ford, DE 94 J. Trattov.

		1	2	3	4	OT	TOTAL	FIELD GOALS (made ( ) missed)	
<b>VISITOR</b>	Minnesota Vikings	0	10	0	10	—	20	B. Walsh	38WL (38) (33)
<b>HOME</b>	Denver Broncos	3	10	7	3	—	23	B. McManus	(33) (47) (39)

Team	Qtr	Clock Time	PLAY DESCRIPTION (Extra Point) (Drive Info)	SCORE Visitor	Home
BRONCOS	1	8:16	B. McManus 33 yd. Field Goal (7-48, 3:05)	0	3
BRONCOS	2	11:24	R. Hillman 72 yd. run (B. McManus kick) (1-72, 0:11)	0	10
BRONCOS	2	5:57	B. McManus 47 yd. Field Goal (6-28, 3:47)	0	13
VIKINGS	2	1:39	B. Walsh 38 yd. Field Goal (13-60, 4:18)	3	13
VIKINGS	2	0:12	M. Wallace 4 yd. pass from T. Bridgewater (B. Walsh kick) (2-27, 0:11)	10	13
BRONCOS	3	11:10	O. Daniels 1 yd. pass from P. Manning (B. McManus kick) (8-80, 3:50)	10	20
VIKINGS	4	10:01	A. Peterson 48 yd. run (B. Walsh kick) (9-97, 4:48)	17	20
VIKINGS	4	5:11	B. Walsh 33 yd. Field Goal (7-38) (3:56)	20	20
BRONCOS	4	1:51	B. McManus 39 yd. Field Goal (9-55, 3:20)	20	23

FINAL INDIVIDUAL STATISTICS																							
Minnesota Vikings											Denver Broncos												
RUSHING		ATT	YDS	AVG	LG	TD						RUSHING		ATT	YDS	AVG	LG	TD					
A. Peterson		16	81	5.1	48	1						R. Hillman		11	103	9.4	72	1					
T. Bridgewater		3	23	7.7	11	0						C. Anderson		11	43	3.9	13	0					
J. McKinnon		1	6	6.0	6	0						P. Manning		2	-2	-1.0	-1	0					
M. Asiata		1	3	3.0	3	0																	
TOTAL		21	113	5.4	48	1						TOTAL		24	144	6.0	72	1					
PASSING		ATT	CMP	YDS	TD	LG	IN	Rtg.				PASSING		ATT	CMP	YDS	TD	LG	IN	Rtg.			
T. Bridgewater		41	27	269	7/57	1	25	0	92.4				P. Manning		27	17	213	2/13	1	43	2	68.9	
TOTAL		41	27	269	7/57	1	25	0	92.4				TOTAL		27	17	213	2/13	1	43	2	68.9	
PASS RECEIVING		NO	YDS	AVG	LG	TD						PASS RECEIVING		NO	YDS	AVG	LG	TD					
M. Wallace		8	83	10.4	18	1						D. Thomas		9	93	10.3	30	0					
S. Diggs		6	87	14.5	25	0						E. Sanders		3	68	22.7	43	0					
A. Thielen		6	70	11.7	18	0						O. Daniels		2	9	4.5	8	1					
A. Peterson		4	13	3.3	9	0						C. Anderson		1	27	27.0	27	0					
K. Rudolph		2	7	3.5	6	0						B. Fowler		1	11	11.0	11	0					
C. Patterson		1	9	9.0	9	0						R. Hillman		1	5	5.0	5	0					
TOTAL		27	269	10.0	25	1						TOTAL		17	213	12.5	43	1					
INTERCEPTIONS		NO	YDS	AVG	LG	TD						INTERCEPTIONS		NO	YDS	AVG	LG	TD					
A. Barr		1	32	32.0	32	0																	
H. Smith		1	0	0.0	0	0																	
TOTAL		2	32	16.0	32	0						TOTAL		0	0	0.0	—	0					
PUNTING		NO	YDS	AVG	NET	TB	IN20	LG				PUNTING		NO	YDS	AVG	NET	TB	IN20	LG			
J. Locke		5	217	43.4	43.0	0	3	54				B. Colquitt		3	141	47.0	44.7	0	1	50			
TOTAL		5	217	43.4	43.0	0	3	54				TOTAL		3	141	47.0	44.7	0	1	50			
PUNT RETURNS		NO	YDS	AVG	FC	LG	TD				PUNT RETURNS		NO	YDS	AVG	FC	LG	TD					
M. Sherels		1	7	7.0	0	7	0				E. Sanders		1	2	2.0	4	2	0					
[DOWNED]		1	0	0.0	0	—	0																
[OUT OF BOUNDS]		1	0	0.0	0	—	0																
RETURNS		3	7	7.0	0	7	0				RETURNS		1	2	2.0	4	2	0					
KICKOFF RETURNS		NO	YDS	AVG	FC	LG	TD				KICKOFF RETURNS		NO	YDS	AVG	FC	LG	TD					
C. Patterson		2	34	17.0	0	20	0				A. Caldwell		2	55	27.5	0	29	0					
[TOUCHBACK]		4	0	0.0	0	—	0				[TOUCHBACK]		3	0	0.0	0	—	0					
RETURNS		2	34	17.0	0	20	0				RETURNS		2	55	27.5	0	29	0					
Minnesota Vikings											Denver Broncos												
FUMBLES		Fum	Lost	Own	Yds	TD	FF	Opp. Rec.	Yds	TD	Out Bnds	FUMBLES		Fum	Lost	Own	Yds	TD	FF	Opp. Rec.	Yds	TD	Out Bnds
S. Diggs		2	0	2	0	0	0	0	0	0	0	B. Roby		0	0	0	0	0	1	0	0	0	0
T. Bridgewater		1	1	0	0	0	0	0	0	0	0	D. Stewart		0	0	0	0	0	1	0	0	0	0
												T. Ward		0	0	0	0	0	1	0	0	0	0
												V. Miller		0	0	0	0	0	0	1	0	0	0
TOTAL		3	1	2	0	0	0	0	0	0	0	TOTAL		0	0	0	0	0	3	1	0	0	0

FINAL TEAM STATISTICS													
	VIKINGS			BRONCOS				VIKINGS			BRONCOS		
TOTAL FIRST DOWNS	19			18			FGs - PATs Had Blocked	0-0			0-0		
By Rushing	5			4			Net Punting Average	43.0			44.7		
By Passing	13			11			TOTAL RETURN YARDAGE (Not Including Kickoffs)	39			2		
By Penalty	1			3			No. and Yards Punt Returns	1-7			1-2		
THIRD DOWN EFFICIENCY	6-16-38%			2-9-22%			No. and Yards Kickoff Returns	2-34			2-55		
FOURTH DOWN EFFICIENCY	2-2-100%			1-1-100%			No. and Yards Interception Returns	2-32			0-0		
TOTAL NET YARDS	325			344			PENALTIES Number and Yards	9-63			8-40		
Total Offensive Plays (inc. times thrown passing)	69			53			FUMBLES Number and Lost	3-1			0-0		
Average gain per offensive play	4.7			6.5			TOUCHDOWNS	2			2		
NET YARDS RUSHING	113			144			Rushing	1			1		
Total Rushing Plays	21			24			Passing	1			1		
Average gain per rushing play	5.4			6.0			EXTRA POINTS Made-Attempts	2-2			2-2		
Tackles for a loss-number and yards	4-5			2-3			Kicking Made-Attempts	2-2			2-2		
NET YARDS PASSING	212			200			Passing Made-Attempts	0-0			0-0		
Times thrown - yards lost attempting to pass	7-57			2-13			Rushing Made-Attempts	0-0			0-0		
Gross yards passing	269			213			FIELD GOALS Made-Attempts	2-3			3-3		
PASS ATTEMPTS-COMPLETIONS-HAD INTERCEPTED	41-27-0			27-17-2			RED ZONE EFFICIENCY	1-2-50%			1-3-33%		
Avg gain per pass play (inc.# thrown passing)	4.4			6.9			GOAL TO GO EFFICIENCY	1-1-100%			1-1-100%		
KICKOFFS Number-In End Zone-Touchbacks	5-5-3			6-5-4			SAFETIES	0			0		
PUNTS Number and Average	5-43.4			3-47.0			FINAL SCORE	20			23		
Had Blocked	0			0			TIME OF POSSESSION	33:54			26:06		

BRONCOS DEFENSIVE STATISTICS																		
(Press Box Totals)																		
PLAYER	UT	A	TT	S-YDS	I-YDS	PD	FF	FR	PLAYER	UT	A	TT	S-YDS	I-YDS	PD	FF	FR	
B. Marshall	6	3	9	0-0	0-0	1	0	0	D. Stewart	2	1	3	0-0	0-0	0	1	0	
C. Harris Jr.	6	2	8	0-0	0-0	0	0	0	V. Walker	2	1	3	0-0	0-0	0	0	0	
T. Ward	6	0	6	2-18	0-0	1	1	0	C. Nelson	2	0	2	1-1	0-0	0	0	0	
B. Roby	5	0	5	0-0	0-0	0	0	1	S. Ray	1	1	2	1-8	0-0	0	0	0	
V. Miller	3	1	4	1-9	0-0	0	0	0	D. Trevathan	1	2	3	0-0	0-0	0	0	0	
S. Williams	3	1	4	1-8	0-0	0	0	0	S. Barrett	1	0	1	0-0	0-0	0	0	0	
D. Brutton Jr.	1	3	4	0-0	0-0	0	0	0	M. Jackson	1	0	1	0-0	0-0	0	0	0	
A. Talib	3	0	3	0-0	0-0	0	0	0	D. Kilgo	1	0	1	0-0	0-0	0	0	0	
D. Ware	2	1	3	1-13	0-0	0	0	0	TEAM TOTALS	46	15	61	7-57	0-0	4	3	1	



## Denver 16, Oakland 10

Sunday, Oct. 11, 2015 • 1:25 p.m. PDT • O.co Coliseum • Oakland, Calif.

WEATHER: Sunny, 72°. Wind W 10 mph • TIME: 3:02 • ATTENDANCE: 54,500

In an AFC West divisional match up, the Denver Broncos' defense turned in another clutch performance with a late interception return for a touchdown to boost Denver to a 16-10 win over the Oakland Raiders at O.co Coliseum.

Up 9-7 midway through the fourth quarter with Oakland driving, cornerback Chris Harris Jr. recorded his second interception of the season when he picked off Raiders quarterback Derek Carr on a pass up the middle and returned it 74 yards for a Broncos touchdown.

With the win, the Broncos extended their NFL-record divisional road game win streak to 14 consecutive victories.

The Denver defense established control early, keeping the Raiders off the scoreboard in the first quarter for the fifth consecutive week to begin the year. The Broncos' first-quarter shutout was made possible when nose guard Sylvester Williams blocked Raiders kicker Sebastian Janikowski's 38-yard field goal attempt with 2:39 remaining in the opening frame.

The Broncos were first to score as kicker Brandon McManus converted a 25-yard field goal to open the second quarter.

Oakland then orchestrated an 8-play, 80-yard scoring drive to take a 7-3 lead on a 3-yard touchdown pass from Carr to fullback Marcel Reece.

After the teams exchanged punts, Broncos quarterback Peyton Manning executed a long drive in the final three minutes of the second quarter. However, on third-and-5 from the Oakland 9-yard line, Manning was intercepted in the end zone by Raiders safety Charles Woodson to preserve Oakland's four-point lead at the half.

On the Raider's first offensive play of the second half, Broncos linebacker Von Miller beat his blocker and strip-sacked a surprised Carr to give Denver the ball deep in Oakland territory.

The Broncos capitalized on the takeaway, using a 20-yard McManus field goal to narrow the Raiders' lead to 7-6. Oakland was forced to punt on its two ensuing drives of the third quarter, while McManus delivered on a 52-yard field goal to regain the Broncos' lead, 9-7.

On Denver's next drive, Woodson intercepted Manning again near midfield, but the Raiders failed to turn the takeaway into points as Janikowski's 40-yard attempt sailed wide left.

With the Broncos holding a two-point lead midway through the fourth quarter, Oakland drove into field goal range. On third-and-5, Denver called a zero blitz and Carr's rushed pass landed in the hands of Harris Jr., whose 74-yard interception return gave the Broncos a 16-7 lead.

With under two minutes remaining, the Raiders benefited from a 48-yard interference call on Denver to set up a 50-yard Janikowski field goal. The Broncos recovered the onside kick to preserve the six-point win.

### OFFICIALS:

**Referee** — John Hussey (35); **Umpire** — Tony Michalek (115); **Head Linesman** — Wayne Mackie (106); **Line Judge** — Ron Marinucci (107); **Side Judge** — Allen Baynes (56); **Field Judge** — Jimmy Buchanan (86); **Back Judge** — Keith Ferguson (61); **Replay** — Mike Wimmer.

### DENVER BRONCOS

#### OFFENSE

**WR** 88 D. Thomas  
**LT** 68 R. Harris  
**LG** 69 E. Mathis  
**C** 61 M. Paradis  
**RG** 65 L. Vasquez  
**RT** 79 M. Schofield  
**TE** 81 O. Daniels  
**WR** 10 E. Sanders  
**RB** 22 C. Anderson  
**QB** 18 P. Manning  
**WR** 11 J. Norwood

#### DEFENSE

**DE** 95 D. Wolfe  
**NT** 92 S. Williams  
**DE** 97 M. Jackson  
**SLB** 58 V. Miller  
**WLB** 94 D. Ware  
**ILB** 54 B. Marshall  
**ILB** 59 D. Trevathan  
**LCB** 21 A. Talib  
**RCB** 25 C. Harris Jr.  
**SS** 43 T. Ward  
**FS** 26 D. Stewart

**BRONCOS SUBSTITUTIONS:** P 4 B.Colquitt, K 8 B.McManus, WR 12 A.Caldwell, WR 16 B.Fowler, RB 23 R.Hillman, CB 29 B.Roby, S 30 D.Bruton Jr., S 31 O.Bolden, CB 36 K.Webster, RB 40 J.Thompson, LS 46 A.Brewer, OLB 48 S.Barrett, ILB 51 T.Davis, ILB 52 C.Nelson, C 53 J.Ferentz, OLB 56 S.Ray, C/G 73 M.Garcia, T 76 T.Polumbus, TE 84 M.Henry, TE 85 V.Green, DE 90 A.Smith, DE 96 V.Walker, NT 98 D.Kilgo. **DID NOT PLAY:** QB 17 B.Osweiler. **INACTIVE:** QB 13 T.Siemian, WR 14 C.Latimer, CB 37 L.Doss, OLB 55 L.McCray, G 64 S.Smith, T 74 T.Sambrailo, DE 91 K.Anunike.

### OAKLAND RAIDERS

#### OFFENSE

**WR** 15 M. Crabtree  
**LT** 72 D. Penn  
**LG** 66 G. Jackson  
**C** 61 R. Hudson  
**RG** 76 J. Webb  
**RT** 77 A. Howard  
**TE** 86 L. Smith  
**WR** 89 A. Cooper  
**QB** 4 D. Carr  
**RB** 28 L. Murray  
**FB** 45 M. Reece

#### DEFENSE

**DE** 91 J. Tuck  
**DT** 90 D. Williams  
**NT** 97 M. Edwards  
**DE** 52 K. Mack  
**OLB** 99 A. Smith  
**MLB** 53 M. Smith  
**OLB** 58 N. Ball  
**CB** 25 D. Hayden  
**S** 38 T. Carrie  
**S** 24 C. Woodson  
**CB** 29 D. Amerson

**RAIDERS SUBSTITUTIONS:** P 7 M.King, WR 10 S.Roberts, K 11 S.Janikowski, WR 18 A.Holmes, RB 26 R.Helu, CB 31 N.Thorpe, S 32 K.Lambert, FS 37 T.McDonald, CB 39 K.McGill, S 42 L.Asante, FB/RB 49 J.Olawale, LB 50 C.Lofton, LB 51 B.Heeney, LB 56 L.Alexander, LB 57 R.Armstrong, LS 59 J.Condo, T/G 69 K.Barnes, G 70 T.Bergstrom, TE 81 M.Rivera, TE 88 C.Walford, DT 92 S.McGee, DE 95 B.Mayowa, DE 98 C.Wilson. **DID NOT PLAY:** QB 14 M.McGloin. **INACTIVE:** CB 21 D.McDonald, RB 22 T.Jones, G/C 68 J.Feliciano, T/G 73 M.McCants, DT 78 J.Ellis, WR 80 R.Streater, DE 96 D.Autry.

		1	2	3	4	OT	TOTAL	FIELD GOALS (made ( ) missed)		
VISITOR	Denver Broncos	0	3	6	7	—	16	B. McManus (25) (20) (52)		
HOME	Oakland Raiders	0	7	0	3	—	10	S. Janikowski 38B 40WL (50)		
Team	Qtr	Clock Time	PLAY DESCRIPTION (Extra Point) (Drive Info)					SCORE		
								Visitor	Home	
BRONCOS	2	14:19	B. McManus 25 yd. Field Goal (8-65, 3:24)					3	0	
RAIDERS	2	9:37	M. Reece 3 yd. pass from D. Carr (S. Janikowski kick) (8-80, 4:42)					3	7	
BRONCOS	3	11:25	B. McManus 20 yd. Field Goal (5-14, 1:56)					6	7	
BRONCOS	3	6:29	B. McManus 52 yd. Field Goal (6-43, 3:20)					9	7	
BRONCOS	4	6:53	C. Harris Jr. 74 yd. interception return (B. McManus kick)					16	7	
RAIDERS	4	1:40	S. Janikowski 50 yd. Field Goal (1-48, 0:12)					16	10	

### FINAL INDIVIDUAL STATISTICS

Denver Broncos										Oakland Raiders									
	ATT	YDS	AVG	LG	TD						ATT	YDS	AVG	LG	TD				
RUSHING																			
C. Anderson	11	22	2.0	10	0						L. Murray	13	39	3.0	11	0			
R. Hillman	7	21	3.0	6	0						J. Olawale	6	13	2.2	5	0			
											R. Helu	3	6	2.0	4	0			
											M. Reece	1	6	6.0	6	0			
											A. Cooper	1	2	2.0	2	0			
											D. Carr	1	-1	-1.0	-1	0			
<b>TOTAL</b>	<b>18</b>	<b>43</b>	<b>2.4</b>	<b>10</b>	<b>0</b>						<b>TOTAL</b>	<b>25</b>	<b>65</b>	<b>2.6</b>	<b>11</b>	<b>0</b>			
	ATT	CMP	YDS	TKD/YD	TD	LG	IN	Rtg.			ATT	CMP	YDS	TKD/YD	TD	LG	IN	Rtg.	
PASSING											PASSING								
P. Manning	35	22	266	2/12	0	45	2	62.3			D. Carr	39	26	249	4/26	1	33	1	82.1
<b>TOTAL</b>	<b>35</b>	<b>22</b>	<b>266</b>	<b>2/12</b>	<b>0</b>	<b>45</b>	<b>2</b>	<b>62.3</b>			<b>TOTAL</b>	<b>39</b>	<b>26</b>	<b>249</b>	<b>4/26</b>	<b>1</b>	<b>33</b>	<b>1</b>	<b>82.1</b>
	NO	YDS	AVG	LG	TD							NO	YDS	AVG	LG	TD			
PASS RECEIVING											PASS RECEIVING								
E. Sanders	9	111	12.3	45	0						M. Reece	7	49	7.0	13	1			
D. Thomas	5	55	11.0	17	0						M. Crabtree	4	54	13.5	25	0			
B. Fowler	2	46	23.0	41	0						A. Cooper	4	47	11.8	21	0			
C. Anderson	2	18	9.0	10	0						M. Rivera	3	33	11.0	19	0			
J. Norwood	2	15	7.5	11	0						L. Murray	3	18	6.0	14	0			
J. Thompson	1	26	16.0	16	0						R. Helu	3	12	4.0	9	0			
R. Hillman	1	5	5.0	5	0						C. Wallford	1	33	33.0	33	0			
											D. Penn	1	3	3.0	3	0			
<b>TOTAL</b>	<b>22</b>	<b>266</b>	<b>12.1</b>	<b>45</b>	<b>0</b>						<b>TOTAL</b>	<b>26</b>	<b>249</b>	<b>9.6</b>	<b>33</b>	<b>1</b>			
	NO	YDS	AVG	LG	TD							NO	YDS	AVG	LG	TD			
INTERCEPTIONS											INTERCEPTIONS								
C. Harris Jr.	1	74	74.0	74	1						C. Woodson	2	11	5.5	11	0			
<b>TOTAL</b>	<b>1</b>	<b>74</b>	<b>74.0</b>	<b>74</b>	<b>1</b>						<b>TOTAL</b>	<b>2</b>	<b>11</b>	<b>5.5</b>	<b>11</b>	<b>0</b>			
	NO	YDS	AVG	NET	TB	IN20	LG					NO	YDS	AVG	NET	TB	IN20	LG	
PUNTING											PUNTING								
B. Colquitt	5	211	42.2	33.2	1	1	44				M. King	4	207	51.8	50.8	0	3	61	
B. McManus	1	41	41.0	41.0	1	0	41												
<b>TOTAL</b>	<b>6</b>	<b>252</b>	<b>42.0</b>	<b>31.2</b>	<b>2</b>	<b>1</b>	<b>44</b>				<b>TOTAL</b>	<b>4</b>	<b>207</b>	<b>51.8</b>	<b>50.8</b>	<b>0</b>	<b>3</b>	<b>61</b>	
	NO	YDS	AVG	FC	LG	TD						NO	YDS	AVG	FC	LG	TD		
PUNT RETURNS											PUNT RETURNS								
E. Sanders	1	4	4.0	2	4	0					A. Cooper	1	18	18.0	0	18	0		
											L. Alexander	0	7	0.0	0	7	0		
											[DOWNED]	2	0	0.0	0	—	0		
											[OUT OF BOUNDS]	1	0	0.0	0	—	0		
											[TOUCHBACK]	2	0	0.0	0	—	0		
<b>RETURNS</b>	<b>1</b>	<b>4</b>	<b>4.0</b>	<b>2</b>	<b>4</b>	<b>0</b>					<b>RETURNS</b>	<b>1</b>	<b>25</b>	<b>25.0</b>	<b>0</b>	<b>18</b>	<b>0</b>		
	NO	YDS	AVG	FC	LG	TD						NO	YDS	AVG	FC	LG	TD		
KICKOFF RETURNS											KICKOFF RETURNS								
O. Bolden	2	54	27.0	0	31	0					R. Halu	1	27	27.0	0	27	0		
											M. Reece	1	18	18.0	0	18	0		
											[TOUCHBACK]	3	0	0.0	0	—	0		
<b>RETURNS</b>	<b>2</b>	<b>54</b>	<b>27.0</b>	<b>0</b>	<b>31</b>	<b>0</b>					<b>RETURNS</b>	<b>2</b>	<b>45</b>	<b>22.5</b>	<b>0</b>	<b>27</b>	<b>0</b>		
	Fum	Lost	Own	Rec.	Yds	TD	FF	Rec.	Yds	TD	Bnds		Fum	Lost	Own	Rec.	Yds	TD	Bnds
Denver Broncos													Oakland Raiders						
FUMBLES													FUMBLES						
V. Miller	0	0	0	0	0	0	1	1	0	0	0		L. Alexander	1	1	0	0	0	0
S. Barrett	0	0	0	0	0	1	0	0	0	0	0		D. Carr	1	1	0	0	0	0
T. Ward	0	0	0	0	0	1	0	0	0	0	0		M. Rivera	1	0	0	0	0	0
D. Bruton Jr.	0	0	0	0	0	0	1	0	0	0	0		R. Helu	0	0	1	0	0	0
<b>TOTAL</b>	<b>0</b>	<b>0</b>	<b>0</b>	<b>0</b>	<b>0</b>	<b>3</b>	<b>2</b>	<b>0</b>	<b>0</b>	<b>0</b>	<b>0</b>		<b>TOTAL</b>	<b>3</b>	<b>2</b>	<b>1</b>	<b>0</b>	<b>0</b>	<b>0</b>

### FINAL TEAM STATISTICS

	BRONCOS		RAIDERS			BRONCOS		RAIDERS	
TOTAL FIRST DOWNS	15	20	FGs - PATs Had Blocked		0-0	1-0			
By Rushing	2	3	Net Punting Average		31.2	50.8			
By Passing	11	13	TOTAL RETURN YARDAGE (Not Including Kickoffs)		78	36			
By Penalty	4	4	No. and Yards Punt Returns		1-4	3-22			
THIRD DOWN EFFICIENCY	2-13-15%	7-16-44%	No. and Yards Kickoff Returns		2-54	2-45			
FOURTH DOWN EFFICIENCY	0-0-0%	1-2-50%	No. and Yards Interception Returns		1-74	2-45			
TOTAL NET YARDS	297	288	PENALTIES Number and Yards		6-103	6-41			
Total Offensive Plays (inc. times thrown passing)	55	68	FUMBLES Number and Lost		0-0	3-2			
Average gain per offensive play	5.4	4.2	TOUCHDOWNS		1	1			
NET YARDS RUSHING	43	65	Rushing		0	0			
Total Rushing Plays	18	25	Passing		0	1			
Average gain per rushing play	2.4	2.6	Interceptions		1	0			
Tackles for a loss-number and yards	2-2	2-2	EXTRA POINTS Made-Attempts		1-1	1-1			
NET YARDS PASSING	254	223	Kicking Made-Attempts		1-1	1-1			
Times thrown - yards lost attempting to pass	2-12	4-26	FIELD GOALS Made-Attempts		3-3	1-3			
Gross yards passing	266	249	RED ZONE EFFICIENCY		0-3-0%	1-2-50%			
PASS ATTEMPTS-COMPLETIONS-HAD INTERCEPTED	35-22-2	39-26-1	GOAL TO GO EFFICIENCY		0-1-0%	1-1-100%			
Avg gain per pass play (inc. # thrown passing)	6.9	5.2	SAFETIES		0	0			
KICKOFFS Number-In End Zone-Touchbacks	5-4-3	3-0-0	FINAL SCORE		16	10			
PUNTS Number and Average	6-42.0	4-51.8	TIME OF POSSESSION		25:51	34:09			
Had Blocked	0	0							





# Denver 26, Cleveland 23 OT

Sunday, Oct. 18, 2015 • 1:02 p.m. EDT • FirstEnergy Stadium • Cleveland

WEATHER: Sunny, 47°, Wind NW 20 mph • TIME: 3:44 • ATTENDANCE: 67,431

The Denver Broncos remained perfect on the season in a late back-and-forth 26-23 overtime win against the Cleveland Browns in front of 67,431 fans at FirstEnergy Stadium.

With the victory, Broncos Head Coach Gary Kubiak became just the eighth head coach since the 1970 NFL merger to win his first six games with a team.

Denver kicker Brandon McManus began Denver's scoring effort for the day, connecting on a 29-yard field goal with 2:52 left in the first quarter.

In the opening seconds of the second quarter, Browns quarterback Josh McCown looked for receiver Travis Benjamin but instead was intercepted by cornerback Aqib Talib, who returned the ball 63 yards for a touchdown—his second defensive score of the season.

The teams combined for five punts and a missed field goal the rest of the half as Denver entered the break with a 10-0 lead.

Cleveland opened the second half with an 8-play, 74-yard drive that was capped by an 11-yard touchdown pass from McCown to tight end Gary Barnidge.

With 5:38 remaining in the third period and Denver holding a 10-7 lead, outside linebacker Shaquil Barrett, in his first NFL start, strip-sacked McCown and recovered the ball at the Cleveland 41-yard-line. The Broncos turned the takeaway into three points on a 25-yard McManus field goal.

McManus added another kick in the first two minutes of the fourth quarter, converting a 39-yarder to give the Broncos a two-score advantage, 16-7.

The Browns responded on their ensuing drive, as McCown found Barnidge again up the middle for a 14-yard score.

When the Browns regained possession, a tipped Manning pass was intercepted by Browns linebacker Karlos Dansby, who returned the ball 35 yards for a touchdown to give Cleveland its first lead of the day. The Browns attempted a two-point conversion, but McCown's pass fell incomplete.

On Denver's very next offensive play, Manning found wide receiver Emmanuel Sanders deep down the right sideline for a 75-yard touchdown to regain Denver's lead, 23-20.

The Browns added a 26-yard field goal from kicker Travis Coons in the final minutes to tie the game at 23-23, and safety David Bruton intercepted McCown on the Denver 31-yard-line with 53 seconds on the clock to force overtime.

After Manning was intercepted on the Broncos' first possession in overtime, Denver's defense came up big with two sacks and a tackle for loss to force a Cleveland punt.

The Broncos regained possession at their own 12-yard line and drove 72 yards to set up McManus' 34-yard game-winning field goal.

## OFFICIALS:

**Referee** — Craig Wrolstad (4); **Umpire** — Roy Ellison (81); **Head Linesman** — Mark Hittner (28); **Line Judge** — Julian Mapp (10); **Side Judge** — Jeff Lamberth (21); **Field Judge** — Steve Zimmer (33); **Back Judge** — Lee Dyer (27); **Replay** — Al Hynes.

## DENVER BRONCOS

### OFFENSE

**WR** 88 D. Thomas  
**LT** 68 R. Harris  
**LG** 69 E. Mathis  
**C** 61 M. Paradis  
**RG** 65 L. Vasquez  
**RT** 79 M. Schofield  
**TE** 81 O. Daniels  
**WR** 10 E. Sanders  
**RB** 22 C. Anderson  
**QB** 18 P. Manning  
**TE** 85 V. Green

### DEFENSE

**DE** 95 D. Wolfe  
**NT** 92 S. Williams  
**DE** 97 M. Jackson  
**SLB** 58 V. Miller  
**WLB** 44 S. Barrett  
**ILB** 54 B. Marshall  
**ILB** 59 D. Trevathan  
**LCB** 21 A. Talib  
**RCB** 25 C. Harris Jr.  
**SS** 43 T. Ward  
**FS** 26 D. Stewart

**BRONCOS SUBSTITUTIONS:** P 4 B.Colquitt, K 8 B.McManus, WR 11 J.Norwood, WR 12 A.Caldwell, WR 14 C.Latimer, WR 16 B.Fowler, RB 23 R.Hillman, CB 29 B.Roby, S 30 D.Brunton Jr., S 31 O.Bolden, RB 35 K.Bibbs, CB 36 K.Webster, LS 46 A.Brewer, ILB 51 T.Davis, ILB 52 C.Nelson, C 53 J.Ferentz, OLB 55 L.McCray, OLB 56 S.Ray, C/G 73 M.Garcia, T 76 T.Polumbus, DE 90 A.Smith, DE 91 K.Anunike, DE 96 V.Walker. **DID NOT PLAY:** QB 17 B.Osweiler. **INACTIVE:** QB 13 T.Siemien, CB 37 L.Doss, FB 40 J.Thompson, G 64 S.Smith, T 74 T.Sambrailo, OLB 94 D.Ware, NT 98 D.Kilgo.

## CLEVELAND BROWNS

### OFFENSE

**WR** 16 A. Hawkins  
**LT** 73 J. Thomas  
**LG** 75 J. Bitonio  
**C** 55 A. Mack  
**RG** 77 J. Greco  
**RT** 72 M. Schwartz  
**TE** 81 J. Dray  
**WR** 11 T. Benjamin  
**QB** 13 J. McCown  
**RB** 34 I. Crowell  
**FB** 42 M. Johnson

### DEFENSE

**RE** 94 R. Starks  
**NT** 71 D. Shelton  
**LE** 92 D. Bryant  
**OLB** 99 P. Kruger  
**MIKE** 56 K. Dansby  
**WILL** 58 C. Kirksey  
**OLB** 44 N. Orchard  
**RCB** 22 T. Williams  
**LCB** 26 P. Desir  
**FS** 33 J. Poyer  
**SS** 31 D. Whitner

**BRONCOS SUBSTITUTIONS:** K 6 T.Coons, P 8 A.Lee, WR 18 T.Gabriel, RB 20 S.Draughn, DB 21 J.Gilbert, DB 24 J.Bademosi, RB 27 R.Turbin, RB 29 D.Johnson, DB 30 I.Campbell, DB 35 D.Jones, DB 36 K.Williams, LS 47 C. Hughtlett, LB 51 B.Mingo, LB 59 T.Carder, OL 67 A.Pasztor, OL 74 C.Erving, TE 82 G.Barnidge, WR 83 B.Hartline, TE 84 R.Houser, LB 93 J.Hughes, LB 95 A.Bryant, LB 96 X.Cooper, LB 98 J.Meder. **DID NOT PLAY:** QB 2 J.Manziel. **INACTIVE:** QB 7 A.Davis, WR 15 M.Moore, DB 23 J.Haden, DB 39 T.Gipson, LB 53 C.Robertson, WR 80 D.Bowe, TE 88 E.Bibbs.

		1	2	3	4	OT	TOTAL	FIELD GOALS (made ( ) missed)	
<b>VISITOR</b>	Denver Broncos	3	7	3	10	3	26	B. McManus	(29) 51WL (25) (39) (34)
<b>HOME</b>	Cleveland Browns	0	0	7	16	0	23	T. Coons	(26)

Team	Qtr	Clock Time	PLAY DESCRIPTION (Extra Point) (Drive Info)	SCORE Visitor	Home
BRONCOS	1	2:52	B. McManus 29 yd. Field Goal (15-58, 7:18)	3	0
BRONCOS	2	14:09	A. Talib 63 yd. interception return (B. McManus kick)	10	0
BROWNS	3	11:07	G. Barnidge 11 yd. pass from J. McCown (T. Coons kick) (8-74, 3:53)	10	7
BRONCOS	3	2:06	B. McManus 25 yd. Field Goal (6-34, 2:43)	13	7
BRONCOS	4	13:33	B. McManus 39 yd. Field Goal (8-51, 3:07)	16	7
BROWNS	4	9:16	G. Barnidge 14 yd. pass from J. McCown (T. Coons kick) (8-80, 4:17)	16	14
BROWNS	4	8:07	K. Dansby 35 yd. interception return (pass failed)	16	20
BRONCOS	4	7:53	E. Sanders 75 yd. pass from P. Manning (1-75, 0:14)	23	20
BROWNS	4	1:30	T. Coons 26 yd. Field Goal (10-52, 3:21)	23	23
BRONCOS	OT	4:56	B. McManus 34 yd. Field Goal (13-72, 6:42)	26	23

FINAL INDIVIDUAL STATISTICS																																
Denver Broncos											Cleveland Browns																					
RUSHING	ATT	YDS	AVG	LG	TD								RUSHING	ATT	YDS	AVG	LG	TD														
R. Hillman	20	111	5.6	26	0								D. Johnson	9	38	4.2	12	0														
C. Anderson	13	41	3.2	11	0								I. Crowell	11	32	2.9	12	0														
													R. Turbin	10	27	2.7	8	0														
													J. McCown	3	12	4.0	11	0														
TOTAL	33	152	4.6	26	0								TOTAL	33	109	3.3	12	0														
PASSING	ATT	CMP	YDS	TKD/ YD	TD	LG	IN	Rtg.								PASSING	ATT	CMP	YDS	TKD/ YD	TD	LG	IN	Rtg.								
P. Manning	48	26	290	0/0	1	75	3	53.3								J. McCown	39	20	213	4/24	2	47	2	63.3								
TOTAL	48	26	290	0/0	1	75	3	53.3								TOTAL	39	20	213	4/24	2	47	2	63.3								
PASS RECEIVING	NO	YDS	AVG	LG	TD								PASS RECEIVING	NO	YDS	AVG	LG	TD														
D. Thomas	10	111	11.1	20	0								T. Benjamin	9	117	13.0	47	0														
E. Sanders	4	109	27.3	75	1								G. Barnidge	3	39	13.0	14	2														
C. Anderson	4	25	6.3	11	0								D. Johnson	3	18	6.0	11	0														
R. Hillman	3	4	1.3	3	0								I. Crowell	2	9	4.5	11	0														
O. Daniels	2	24	12.0	18	0								A. Hawkins	1	25	25.0	25	0														
A. Caldwell	2	18	9.0	12	0								T. Gabriel	1	5	5.0	5	0														
J. Norwood	1	-1	-1.0	-1	0								M. Johnson	1	0	0.0	0	0														
TOTAL	26	290	11.2	75	1								TOTAL	20	213	10.7	47	2														
INTERCEPTIONS	NO	YDS	AVG	LG	TD								INTERCEPTIONS	NO	YDS	AVG	LG	TD														
A. Talib	1	63	63.0	63	1								K. Dansby	2	41	20.5	35	1														
D. Bruton Jr.	1	-1	-1.0	-1	0								B. Mingo	1	7	7.0	7	0														
TOTAL	2	62	31.0	63	1								TOTAL	3	48	16.0	35	1														
PUNTING	NO	YDS	AVG	NET	TB	IN20	LG								PUNTING	NO	YDS	AVG	NET	TB	IN20	LG										
B. Colquitt	7	319	45.6	37.9	1	0	57								A. Lee	7	322	46.0	40.4	1	2	60										
TOTAL	7	319	45.6	37.9	1	0	57								TOTAL	7	322	46.0	40.4	1	2	60										
PUNT RETURNS	NO	YDS	AVG	FC	LG	TD								PUNT RETURNS	NO	YDS	AVG	FC	LG	TD												
E. Sanders	2	19	9.5	1	11	0								T. Benjamin	3	34	11.3	2	20	60												
J. Norwood	1	0	0.0	0	0	0								[OUT OF BOUNDS]	1	0	0.0	0	—	0												
[DOWNED]	1	0	0.0	0	—	0								[TOUCHBACK]	1	0	0.0	0	—	0												
[OUT OF BOUNDS]	1	0	0.0	0	—	0																										
[TOUCHBACK]	1	0	0.0	0	—	0																										
RETURNS	3	19	6.3	1	11	0								RETURNS	3	34	11.3	2	20	0												
KICKOFF RETURNS	NO	YDS	AVG	FC	LG	TD								KICKOFF RETURNS	NO	YDS	AVG	FC	LG	TD												
O. Bolden	5	95	19.0	0	27	0								J. Gilbert	2	56	28.0	0	30	0												
K. Bibbs	1	15	15.0	0	15	0								S. Draughn	2	29	14.5	0	19	0												
														[TOUCHBACK]	2	0	0.0	0	0	0												
RETURNS	6	110	18.3	0	27	0								RETURNS	4	85	21.3	0	30	0												
Denver Broncos	Fum	Lost	Own	Yds	TD	Opp.	Yds	TD	Out														Cleveland Browns	Fum	Lost	Own	Yds	TD	Opp.	Yds	TD	Out
FUMBLES						FF			Bnds														FUMBLES						FF			Bnds
J. Norwood	1	0	1	0	0	0	0	0	0														J. McCown	1	1	0	0	0	0	0	0	0
S. Barrett	0	0	0	0	0	1	1	0	0																							
TOTAL	1	0	1	0	0	1	1	0	0														TOTAL	1	1	0	0	0	0	0	0	0

FINAL TEAM STATISTICS														
BRONCOS						BROWNS								
TOTAL FIRST DOWNS	21		20		FGs - PATs Had Blocked						0-0		0-0	
By Rushing	6		8		Net Punting Average						37.9		40.4	
By Passing	15		10		TOTAL RETURN YARDAGE (Not Including Kickoffs)						81		82	
By Penalty	0		2		No. and Yards Punt Returns						3-19		3-34	
THIRD DOWN EFFICIENCY	4-18-22%		6-15-40%		No. and Yards Kickoff Returns						6-110		4-85	
FOURTH DOWN EFFICIENCY	1-1-100%		0-1-0%		No. and Yards Interception Returns						2-62		3-48	
TOTAL NET YARDS	442		298		PENALTIES Number and Yards						8-81		6-30	
Total Offensive Plays (inc. times thrown passing)	81		76		FUMBLES Number and Lost						1-0		1-1	
Average gain per offensive play	5.5		3.9		TOUCHDOWNS						2		3	
NET YARDS RUSHING	152		109		Rushing						0		2	
Total Rushing Plays	33		33		Passing						1		2	
Average gain per rushing play	4.6		3.3		Interceptions						1		1	
Tackles for a loss-number and yards	2-3		5-9		EXTRA POINTS Made-Attempts						2-2		2-3	
NET YARDS PASSING	290		189		Kicking Made-Attempts						2-2		2-2	
Times thrown - yards lost attempting to pass	0-0		4-24		Passing Made-Attempts						4-5		0-1	
Gross yards - passing	290		213		FIELD GOALS Made-Attempts						4-5		1-1	
PASS ATTEMPTS-COMPLETIONS-HAD INTERCEPTED	48-26-3		39-20-2		RED ZONE EFFICIENCY						0-3-0%		2-3-67%	
Avg gain per pass play (inc.# thrown passing)	6.0		4.4		GOAL TO GO EFFICIENCY						0-0-0%		0-0-0%	
KICKOFFS Number-in End Zone-Touchbacks	6-3-2		6-3-0		SAFETIES						0		0	
PUNTS Number and Average	7-45-6		7-46-0		FINAL SCORE						26		23	
Had Blocked	0		0		TIME OF POSSESSION						36:54		33:19	



# Denver 29, Packers 10

Sunday, Nov. 1, 2015 • 6:30 p.m. MST • Sports Authority Field at Mile High • Denver

WEATHER: Partly Cloudy, 61°, Wind SW 9 mph • TIME: 2:52 • ATTENDANCE: 77,075

In only the fourth matchup of 6-0 teams in NFL history, the Denver Broncos used 500 yards of offense and a stifling defense to defeat the Green Bay Packers 29-10 and improve to 7-0 for just the second time in club annals.

A crowd of 77,075 was on hand to witness Owner Pat Bowlen being inducted as the 28th member of the team's Ring of Fame.

Also in attendance to help celebrate Bowlen's induction was the owner's first World Championship team from 1997 that beat the Packers in Super Bowl XXXII.

The Denver defense, which held Packers quarterback Aaron Rodgers to a career-low 77 passing yards, extended its first-quarter shutout streak to seven games by forcing Green Bay to punt on its first three drives.

Broncos quarterback Peyton Manning, who completed 21-of-29 passes (72.4%) for 340 yards, orchestrated three consecutive scoring drives to give the Broncos a 17-0 advantage midway through the second quarter.

On Denver's second possession of the game, running backs C.J. Anderson and Ronnie Hillman combined for 37 yards on three carries and Manning hit tight end Virgil Green and wide receiver Demaryius Thomas for big first-down plays. The 9-play, 83-yard drive was capped by a 1-yard Hillman touchdown run.

Manning found Thomas deep again on the next drive as the two connected on a 47-yard completion down the left side. Hillman finished the drive with a 15-yard scoring run.

The Broncos' defense forced the Packers to go three-and-out and quickly returned the ball to Manning and the offense, which went 51 yards on eight plays. Kicker Brandon McManus converted a 50-yard field goal to complete Denver's first-half scoring with 7:46 remaining.

The Packers finally got on the board by bookending halftime with scoring drives. With 2:58 remaining in the second quarter, running back Eddie Lacey punched in a 2-yard touchdown run to narrow the Broncos lead to 17-7 at the half.

On Green Bay's opening drive of the third quarter, kicker Mason Crosby converted a 56-yard field goal to draw within one score of the Broncos.

Manning put together another long drive in response, connecting with Thomas twice and handing the ball to Anderson, who went 28 yards up the middle for a touchdown.

After the Packers were forced to punt, McManus added a 24-yard field goal to give the Broncos a 27-10 lead with 12:25 remaining.

The Broncos' defense ended any comeback hope for the Packers as linebacker DeMarcus Ware strip-sacked Rodgers deep in Green Bay territory resulting in a safety and a 29-10 lead.

With the win, Denver's Gary Kubiak became just the fourth head coach in NFL history to win his first seven games with a team.

## OFFICIALS:

**Referee** — John Parry (132); **Umpire** — Mark Pellis (131); **Head Linesman** — Greg Bradley (98); **Line Judge** — Mark Perlman (9); **Side Judge** — Greg Gautreaux (80); **Field Judge** — Jabir Walker (26); **Back Judge** — Perry Paganelli (46); **Replay** — Bob McGrath.

## DENVER BRONCOS

### OFFENSE

**WR** 88 D. Thomas  
**LT** 68 R. Harris  
**LG** 69 E. Mathis  
**C** 61 M. Paradis  
**RG** 65 L. Vasquez  
**RT** 79 M. Schofield  
**TE** 81 O. Daniels  
**WR** 10 E. Sanders  
**RB** 23 R. Hillman  
**QB** 18 P. Manning  
**TE** 85 V. Green

### DEFENSE

**DE** 95 D. Wolfe  
**NT** 92 S. Williams  
**DE** 97 M. Jackson  
**SLB** 58 V. Miller  
**WLB** 94 D. Ware  
**ILB** 54 B. Marshall  
**ILB** 59 D. Trevathan  
**LCB** 21 A. Talib  
**RCB** 25 C. Harris Jr.  
**SS** 43 T. Ward  
**CB** 29 B. Roby

**BRONCOS SUBSTITUTIONS:** P 4 B.Colquitt, K 8 B.McManus, WR 12 A.Caldwell, WR 14 C.Latimer, WR 16 B.Fowler, RB 22 C.Anderson, S 26 D.Stewart, S 30 D.Bruton Jr., S 31 O.Bolden, CB 36 K.Webster, RB 40 J.Thompson, LS 46 A.Brewer, OLB 48 S.Barrett, ILB 51 T.Davis, ILB 52 C.Nelson, C 53 J.Ferentz, OLB 55 L.McCray, C/G 73 M.Garcia, T 76 T.Polumbus, TE 89 R.Gordon, DE 90 A.Smith, DE 96 V.Walker. **DID NOT PLAY:** QB 17 B.Osweiler, DE 91 K.Aunanie. **INACTIVE:** WR 11 J.Norwood, QB 13 T.Siemian, CB 37 L.Doss, OLB 56 S.Ray, G 64 S.Smith, T 74 T.Sambrailo, NT 98 D.Kilgo.

## GREEN BAY PACKERS

### OFFENSE

**WR** 17 D. Adams  
**LT** 69 D. Bakhtiari  
**LG** 71 J. Sitton  
**C** 63 C. Linsley  
**RG** 70 T. Lang  
**RT** 75 B. Bulaga  
**TE** 82 R. Rodgers  
**WR** 18 R. Cobb  
**WR** 89 A. Jones  
**QB** 12 A. Rodgers  
**RB** 27 E. Lacy

### DEFENSE

**NOSE** 90 B. Raji  
**DT** 76 M. Daniels  
**LOLB** 56 J. Peppers  
**BLB** 51 N. Palmer  
**MLB** 52 C. Matthews  
**ROLB** 96 M. Neal  
**LCB** 29 C. Hayward  
**RCB** 37 S. Shields  
**CB** 33 M. Hyde  
**SS** 42 M. Burnett  
**FS** 21 H. Clinton-Dix

**PACKERS SUBSTITUTIONS:** K 2 M.Crosby, P 8 T.Masthay, QB 16 S.Tolzien, FB 22 A.Ripkowski, CB 23 D.Randall, CB 24 Q.Rollins, FB 30 J.Kuhn, S 32 C.Banjo, CB 39 D.Goodson, RB 44 J.Starks, RB 46 A.Harris, LB 47 J.Ryan, LB 48 J.Thomas, LB 53 N.Perry, LS 61 B.Goode, DT 64 M.Pennel, T/G 67 D.Barclay, C/G 73 J.Tretter, TE 80 J.Perillo, WR 83 J.Janis, WR 84 J.Abbrederis, LB 91 J.Elliott, DE 95 D.Jones, DT 98 L.Guion. **DID NOT PLAY:** None. **INACTIVE:** QB 7 B. Hundley, CB 36 L.Gunter, LB 55 A.Mulumba, G 65 L.Taylor, G 79 J.Walker, TE 86 K.Backman, WR 88 T.Montgomery.

		1	2	3	4	OT	TOTAL		FIELD GOALS (made ( ) missed)
<b>VISITOR</b>	Green Bay Packers	0	7	3	0	—	10		M. Crosby (56)
<b>HOME</b>	Denver Broncos	7	10	7	5	—	29		B. McManus (50) (24)
Team	Qtr	Clock Time	PLAY DESCRIPTION (Extra Point) (Drive Info)					SCORE	
								Visitor	Home
BRONCOS	1	4:39	R. Hillman 1 yd. run (B. McManus kick) (9-83, 4:57)					0	7
BRONCOS	2	14:02	R. Hillman 15 yd. run (B. McManus kick) (6-85, 2:43)					0	14
BRONCOS	2	7:46	B. McManus 50 yd. Field Goal (8-46, 4:12)					0	17
PACKERS	2	2:58	E. Lacy 2 yd. run (M. Crosby kick) (10-80, 4:48)					7	17
PACKERS	3	9:07	M. Crosby 56 yd. Field Goal (11-41, 5:53)					10	17
BRONCOS	3	5:25	C. Anderson 28 yd. run (B. McManus kick) (8-80, 3:42)					10	24
BRONCOS	4	12:25	B. McManus 24 yd. Field Goal (9-74, 4:45)					10	27
BRONCOS	4	12:09	R. Rodgers tackled in end zone by M. Jackson for a Safety					10	29

FINAL INDIVIDUAL STATISTICS																					
Green Bay Packers										Denver Broncos											
RUSHING	ATT	YDS	AVG	LG	TD					RUSHING	ATT	YDS	AVG	LG	TD						
E. Lacy	11	38	3.5	15	1					C. Anderson	14	101	7.2	28	1						
A. Rodgers	2	31	15.5	17	0					R. Hillman	19	60	3.2	16	2						
R. Cobb	1	10	10.0	10	0					J. Thompson	1	-1	-1.0	-1	0						
J. Starks	5	9	1.8	4	0																
A. Harris	2	2	1.0	2	0																
TOTAL	21	90	4.3	17	1					TOTAL	34	160	4.7	28	3						
PASSING	ATT	CMP	YDS	TKD/ YD	TD	LG	IN	Rtg.					PASSING	ATT	CMP	YDS	TKD/ YD	TD	LG	IN	Rtg.
A. Rodgers	22	14	77	3/27	0	17	0	69.7					P. Manning	29	21	340	0/0	0	47	1	96.9
TOTAL	22	14	77	3/27	0	17	0	69.7					TOTAL	29	21	340	0/0	0	47	1	96.9
PASS RECEIVING		NO	YDS	AVG	LG	TD					PASS RECEIVING		NO	YDS	AVG	LG	TD				
R. Cobb		6	27	4.5	17	0					D. Thomas		8	168	21.0	47	0				
R. Rodgers		2	16	8.0	11	0					V. Green		3	61	20.3	32	0				
J. Starks		2	9	4.5	5	0					O. Daniels		3	44	14.7	18	0				
E. Lacy		1	9	9.0	9	0					E. Sanders		2	22	11.0	11	0				
D. Adams		1	8	8.0	8	0					B. Fowler		2	21	10.5	15	0				
J. Perillo		1	6	6.0	6	0					A. Caldwell		1	24	24.0	24	0				
J. Jones		1	2	2.0	2	0					C. Anderson		1	5	5.0	5	0				
											R. Hillman		1	-5	-5.0	-5	0				
TOTAL		14	77	5.5	17	0					TOTAL		21	340	16.2	47	0				
INTERCEPTIONS		NO	YDS	AVG	LG	TD					INTERCEPTIONS		NO	YDS	AVG	LG	TD				
D. Randall		1	0	0.0	0	0							0	0	0.0	—	0				
TOTAL		1	0	0.0	0	0					TOTAL		0	0	0.0	—	0				
PUNTING		NO	YDS	AVG	NET	TB	IN20	LG					PUNTING		NO	YDS	AVG	NET	TB	IN20	LG
T. Masthay		5	231	46.2	43.8	0	1	49					B. Colquitt		3	120	40.0	37.0	0	2	46
TOTAL		5	231	46.2	43.8	0	1	49					TOTAL		3	120	40.0	37.0	0	2	46
PUNT RETURNS		NO	YDS	AVG	FC	LG	TD					PUNT RETURNS		NO	YDS	AVG	FC	LG	TD		
M. Hyde		1	9	9.0	1	9	0					E. Sanders		3	12	4.0	2	6	0		
[OUT OF BOUNDS]		1	0	0.0	0	—	0														
RETURNS		1	9	9.0	1	9	0					RETURNS		3	12	4.0	2	6	0		
KICKOFF RETURNS		NO	YDS	AVG	FC	LG	TD					KICKOFF RETURNS		NO	YDS	AVG	FC	LG	TD		
M. Hyde		1	23	23.0	0	23	0					E. Sanders		1	13	13.0	0	13	0		
J. Abbrederis		1	22	22.0	0	22	0					[TOUCHBACK]		3	0	0.0	0	0	0		
[TOUCHBACK]		4	0	0.0	0	—	0														
RETURNS		2	45	22.5	0	23	0					RETURNS		1	13	13.0	0	13	0		
Green Bay Packers										Denver Broncos											
FUMBLES	Fum	Lost	Own	Yds	TD	FF	Rec.	Yds	TD	Bnds	FUMBLES	Fum	Lost	Own	Yds	TD	FF	Rec.	Yds	TD	Bnds
J. Jones	1	0	1	0	0	0	0	0	0	0	C. Harris	0	0	0	0	0	1	0	0	0	0
E. Lacy	1	0	1	0	0	0	0	0	0	0	B. Marshall	0	0	0	0	0	1	0	0	0	0
A. Rodgers	1	0	0	0	0	0	0	0	0	0	D. Ware	0	0	0	0	0	1	0	0	0	0
R. Rodgers	0	0	1	0	0	0	0	0	0	0											
TOTAL	3	0	3	0	0	0	0	0	0	0	TOTAL	0	0	0	0	0	3	0	0	0	0

FINAL TEAM STATISTICS											
PACKERS					BRONCOS						
TOTAL FIRST DOWNS	14		24		FGs - PATs Had Blocked					0-0	0-0
By Rushing	7		9		Net Punting Average					43.8	37.0
By Passing	3		15		TOTAL RETURN YARDAGE (Not Including Kickoffs)					9	12
By Penalty	4		0		No. and Yards Punt Returns					1-9	3-12
THIRD DOWN EFFICIENCY	2-8-25%	6-12-50%		No. and Yards Kickoff Returns					2-45	1-13	
FOURTH DOWN EFFICIENCY	0-0-0%	0-0-0%		No. and Yards Interception Returns					1-0	0-0	
TOTAL NET YARDS	140		500		PENALTIES Number and Yards					2-15	11-93
Total Offensive Plays (inc. times thrown passing)	46		63		FUMBLES Number and Lost					3-0	0-0
Average gain per offensive play	3.0		7.9		TOUCHDOWNS					1	3
NET YARDS RUSHING	90		160		Rushing					1	3
Total Rushing Plays	21		34		Passing					0	0
Average gain per rushing play	4.3		4.7		EXTRA POINTS Made-Attempts					1-1	3-3
Tackles for a loss-number and yards	1-1		6-10		Kicking Made-Attempts					1-1	3-3
NET YARDS PASSING	50		340		FIELD GOALS Made-Attempts					1-1	2-2
Times thrown - yards lost attempting to pass	3-27		0-0		RED ZONE EFFICIENCY					1-1-100%	2-3-67%
Gross yards passing	77		340		GOAL TO GO EFFICIENCY					1-1-100%	2-2-100%
PASS ATTEMPTS-COMPLETIONS-HAD INTERCEPTED	22-14-0	29-21-1		SAFETIES					0	1	
Avg gain per pass play (inc.# thrown passing)	2.0		11.7		FINAL SCORE					10	29
KICKOFFS Number-In End Zone-Touchbacks	4-3-3		6-6-4		TIME OF POSSESSION					26:33	33:27
PUNTS Number and Average	5-46.2		3-40.0								
Had Blocked	0		0								

BRONCOS DEFENSIVE STATISTICS																		
(Press Box Totals)																		
PLAYER	UT	A	TT	S-YDS	I-YDS	PD	FF	FR	PLAYER	UT	A	TT	S-YDS	I-YDS	PD	FF	FR	
D. Wolfe	3	4	7	0-0	0-0	0	0	0	D. Trevathan	1	1	2	0-0	0-0	0	0	0	
B. Marshall	6	0	6	0-0	0-0	0	0	0	M. Jackson	1	1	2	0-0	0-0	1	0	0	
C. Harris	3	2	5	0-0	0-0	0	1	0	V. Walker	1	1	2	0-0	0-0	0	0	0	
D. Stewart	3	0	3	1-0	0-0	0	0	0	V. Miller	1	0	1	1-0	0-0	0	0	0	
D. Ware	2	1	3	1-0	0-0	0	1	0	A. Smith	0	0	1	1-0	0-0	0	0	0	
S. Williams	2	1	3	0-0	0-0	0	0	0	A. Talib	1	0	1	0-0	0-0	0	0	0	
T. Ward	2	1	3	0-0	0-0	0	0	0	T. Davis	1	0	1	0-0	0-0	0	0	0	
L. McCray	1	2	3	0-0	0-0	0	0	0	B. Roby	0	1	1	0-0	0-0	0	0	0	
S. Barrett	1	1	2	0-0	0-0	0	0	0	TEAM TOTALS	30	16	46	3-27	0-0	1	3	0	



# Indianapolis 27, Denver 24

Sunday, Nov. 8, 2015 • 4:25 p.m. EST • Lucas Oil Stadium • Indianapolis

WEATHER: Sunny, 54°, Wind ESE 5 mph • TIME: 3:06 • ATTENDANCE: 66,894

Despite overcoming a 17-point deficit in the first half, the Denver Broncos lost their first game of the season, falling 27-24 to the Indianapolis Colts at Lucas Oil Stadium.

Entering the game at 7-0 for the second time in team history, the Broncos fell behind early and committed two costly turnovers to snap their win streak.

Indianapolis began the scoring with a 7-yard touchdown run by Colts running back Frank Gore midway through the first quarter to end Denver's seven-game streak of opponent shutouts in the opening frame.

The Colts extended their lead on their ensuing two drives, one on a 43-yard Adam Vinatieri field goal and the other on a 3-yard pass from Colts quarterback Andrew Luck to tight end Jack Doyle.

The Broncos struggled offensively during the first half with their first six possessions resulting in five punts and a turnover.

When it seemed that Denver would take to the locker room trailing by 17 at the break, Broncos safety Omar Bolden ran back his first career punt for a touchdown as time expired in the second quarter to close the gap to 17-7 at halftime.

The Broncos built on their end-of-half momentum to hold the Colts scoreless in the third quarter and pull even with Indianapolis just 10 minutes into the second half.

On Denver's first drive of the third quarter, Manning found wide receiver Emmanuel Sanders deep down the middle for a 64-yard touchdown pass on 3rd-and-14.

After forcing a three-and-out from Indianapolis, Manning went 6-for-7 on Denver's next drive to set up a 29-yard field goal by Broncos kicker Brandon McManus that evened the score at 17-17.

Less than a minute into the fourth quarter, the Colts retook the lead on an 8-yard touchdown pass from Luck to Colts running back Ahmad Bradshaw, capping a 12-play, 80-yard drive.

Manning and the offense responded, driving 80 yards of their own for a game-tying, 1-yard touchdown pass from Manning to tight end Owen Daniels, who finished the game with a team-high 102 yards on six catches.

Vinatieri broke through the scoreboard gridlock on Indianapolis' next drive, drilling a 55-yard field goal to give the Colts a 27-24 advantage with 6:13 remaining in the game.

On Denver's next offensive play, Manning's pass to wide receiver Demaryius Thomas was intercepted on a diving catch by Colts cornerback Darius Butler.

The Colts, aided by two third-down conversions and four Broncos penalties, were able to drain the final six minutes off the clock to prevent Denver from tying or winning the game.

Manning, who threw for 281 yards against his former team, came up two yards shy of tying Brett Favre for the all-time career record.

## OFFICIALS:

**Referee** — Brad Allen (122); **Umpire** — Fred Bryan (11); **Head Linesman** — Jim Mello (48); **Line Judge** — Thomas Symonette (100); **Side Judge** — Shawn Hochuli (83); **Field Judge** — Tom Hill (97); **Back Judge** — Doug Rosenbaum (67); **Replay** — Jim Lapetina.

## DENVER BRONCOS

### OFFENSE

<b>WR</b> 88	D. Thomas
<b>LT</b> 68	R. Harris
<b>LG</b> 69	E. Mathis
<b>C</b> 61	M. Paradis
<b>RG</b> 65	L. Vasquez
<b>RT</b> 79	M. Schofield
<b>TE</b> 81	O. Daniels
<b>WR</b> 10	E. Sanders
<b>RB</b> 23	R. Hillman
<b>QB</b> 18	P. Manning
<b>TE</b> 85	V. Green

### DEFENSE

<b>DE</b> 95	D. Wolfe
<b>NT</b> 92	S. Williams
<b>DE</b> 97	M. Jackson
<b>SLB</b> 58	V. Miller
<b>WLB</b> 94	D. Ware
<b>ILB</b> 54	B. Marshall
<b>ILB</b> 59	D. Trevathan
<b>LCB</b> 21	A. Talib
<b>CB</b> 25	C. Harris Jr.
<b>SS</b> 43	T. Ward
<b>FS</b> 26	D. Stewart

**BRONCOS SUBSTITUTIONS:** P 4 B. Colquitt, K 8 B. McManus, WR 12 A. Caldwell, WR 14 C. Latimer, WR 16 B. Fowler, RB 22 C. Anderson, CB 29 B. Roby, S 30 D. Bruton Jr., S 31 O. Bolden, CB 36 K. Webster, RB 40 J. Thompson, LS 46 A. Brewer, OLB 48 S. Barrett, ILB 51 T. Davis, ILB 52 C. Nelson, C 53 J. Ferentz, OLB 55 L. McCray, C/G 73 M. Garcia, T 76 T. Polumbus, TE 80 V. Davis, DE 90 A. Smith, DE 91 K. Anunike, DE 96 V. Walker. **DID NOT PLAY:** QB 17 B. Osweiler **INACTIVE:** WR 11 J. Norwood, QB 13 T. Siemian, C 37 L. Doss, OLB 56 S. Ray, G 64 S. Smith, TE 89 R. Gordon, NT 98 D. Kilgo.

## INDIANAPOLIS COLTS

### OFFENSE

<b>WR</b> 81	A. Johnson
<b>LT</b> 74	A. Castonzo
<b>LG</b> 75	J. Mewhort
<b>C</b> 72	J. Harrison
<b>RG</b> 69	H. Thornton
<b>RT</b> 76	J. Reitz
<b>TE</b> 83	D. Allen
<b>WR</b> 13	T. Hillton
<b>QB</b> 12	A. Luck
<b>TE</b> 80	C. Fleener
<b>RB</b> 23	F. Gore

### DEFENSE

<b>DE</b> 90	K. Langford
<b>NT</b> 54	D. Parry
<b>DE</b> 96	H. Anderson
<b>SLB</b> 93	E. Walden
<b>MIKE</b> 52	D. Jackson
<b>WILL</b> 50	J. Freeman
<b>RUSH</b> 98	R. Mathis
<b>LCB</b> 28	G. Toler
<b>SS</b> 29	M. Adams
<b>FS</b> 33	D. Lowery
<b>RCB</b> 21	V. Davis

**COLTS SUBSTITUTIONS:** P 1 P. McAfee, K 4 A. Vinatieri, WR 10 D. Moncrief, WR 11 Q. Bray, WR 17 G. Whalen, RB 20 D. Butler, CB 25 T. Carter, S 27 W. Guy, S 32 C. Anderson, RB 37 Z. Tipton, S 42 C. Geathers, RB 44 A. Bradshaw, LS 45 M. Overton, ILB 51 S. Moore, ILB 57 J. McNary, OLB 58 T. Cole, G 60 L. Lewis, DT 67 T. McGill, TE 84 J. Doyle, OLB 91 J. Newsome, OLB 92 B. Werner, NT 94 Z. Kerr. **DID NOT PLAY:** QB 8 M. Hasselbeck, C/G 62 K. Holmes. **INACTIVE:** WR 15 P. Dorsett, RB 34 J. Robinson, CB 35 J. Thomas, ILB 55 N. Irving, T 71 D. Good, G 79 T. Herremans, DT 99 B. Winn.

		1	2	3	4	OT	TOTAL	FIELD GOALS (made ( ) missed)	
<b>VISITOR</b>	Denver Broncos	0	7	10	7	—	24	B. McManus (29)	
<b>HOME</b>	Indianapolis Colts	7	10	0	10	—	27	A. Vinatieri (43) (55)	
Team	Qtr	Clock Time	PLAY DESCRIPTION (Extra Point) (Drive Info)						SCORE Visitor Home
COLTS	1	6:48	F. Gore 7 yd. run (A. Vinatieri kick) (7-80, 3:42)						0 7
COLTS	2	12:13	A. Vinatieri 43 yd. Field Goal (9-63, 6:01)						0 10
COLTS	2	7:12	J. Doyle 3 yd. pass from A. Luck (A. Vinatieri kick) (8-63, 3:43)						0 17
BRONCOS	2	0:00	O. Bolden 83 yd. punt return (B. McManus kick)						7 17
BRONCOS	3	11:27	E. Sanders 64 yd. pass from P. Manning (B. McManus kick) (3-60, 1:23)						14 17
BRONCOS	3	4:57	B. McManus 29 yd. Field Goal (10-79, 4:40)						17 17
COLTS	4	14:05	A. Bradshaw 8 yd. pass from A. Luck (A. Vinatieri kick) (12-80, 5:52)						17 24
BRONCOS	4	8:54	O. Daniels 1 yd. pass from P. Manning (B. McManus kick) (9-80, 5:11)						24 24
COLTS	4	6:13	A. Vinatieri 55 yd. Field Goal (7-33, 2:41)						24 27

FINAL INDIVIDUAL STATISTICS																		
Denver Broncos									Indianapolis Colts									
RUSHING	ATT	YDS	AVG	LG	TD				RUSHING	ATT	YDS	AVG	LG	TD				
C. Anderson	7	34	4.9	12	0				F. Gore	28	83	3.0	17	1				
R. Hillman	7	1	0.1	3	0				A. Luck	6	34	5.7	11	0				
									A. Bradshaw	6	3	0.5	3	0				
TOTAL	14	35	2.5	12	0				TOTAL	40	120	3.0	17	1				
PASSING	ATT	CMP	YDS	TD	LG	IN	Rtg.		PASSING	ATT	CMP	YDS	TD	LG	IN	Rtg.		
P. Manning	36	21	281	1/7	2	64	2	78.6	A. Luck	36	21	252	1/7	2	38	0	98.4	
TOTAL	36	21	281	1/7	2	64	2	78.6	TOTAL	36	21	252	1/7	2	38	0	98.4	
PASS RECEIVING	NO	YDS	AVG	LG	TD				PASS RECEIVING	NO	YDS	AVG	LG	TD				
O. Daniels	6	102	17.0	37	1				T. Hilton	5	82	16.4	30	0				
E. Sanders	6	90	15.0	64	1				G. Whalen	5	73	14.6	38	0				
D. Thomas	5	50	10.0	17	0				C. Fleener	4	22	5.5	9	0				
B. Fowler	2	22	11.0	13	0				D. Moncrief	3	30	10.0	15	0				
V. Green	1	13	13.0	13	0				J. Doyle	2	18	9.0	15	1				
C. Anderson	1	4	4.0	4	0				F. Gore	1	19	19.0	19	0				
									A. Bradshaw	1	8	8.0	8	1				
TOTAL	21	281	13.4	64	2				TOTAL	21	252	12.0	38	2				
INTERCEPTIONS	NO	YDS	AVG	LG	TD				INTERCEPTIONS	NO	YDS	AVG	LG	TD				
									M. Adams	1	1	1.0	1	0				
									D. Butler	1	0	0.0	0	0				
TOTAL	0	0	0.0	—	0				TOTAL	2	1	0.5	1	0				
PUNTING	NO	YDS	AVG	NET	TB	IN20	LG		PUNTING	NO	YDS	AVG	NET	TB	IN20	LG		
B. Colquitt	5	215	43.0	42.6	0	2	53		P. McAfee	5	226	45.2	28.6	0	1	52		
TOTAL	5	215	43.0	42.6	0	2	53		TOTAL	5	226	45.2	28.6	0	1	52		
PUNT RETURNS	NO	YDS	AVG	FC	LG	TD			PUNT RETURNS	NO	YDS	AVG	FC	LG	TD			
O. Bolden	1	83	83.0	1	83	1			Q. Bray	3	2	0.7	1	3	0			
[DOWNED]	1	0	0.0	0	—	0			[DOWNED]	1	0	0.0	0	—	0			
[OUT OF BOUNDS]	2	0	0.0	0	—	0												
RETURNS	1	83	83.0	1	83	1			RETURNS	3	2	0.7	1	3	0			
KICKOFF RETURNS	NO	YDS	AVG	FC	LG	TD			KICKOFF RETURNS	NO	YDS	AVG	FC	LG	TD			
O. Bolden	2	69	34.5	0	41	0			Q. Bray	1	23	23.0	0	23	0			
[TOUCHBACK]	4	0	0.0	0	0	0			J. Doyle	1	10	10.0	0	10	0			
									[TOUCHBACK]	2	0	0.0	0	0	0			
RETURNS	2	69	34.5	0	41	0			RETURNS	2	33	16.5	0	23	0			
Denver Broncos	Own				Opp.				Indianapolis Colts	Own				Opp.				
FUMBLES	Fum	Lost	Rec.	Yds	TD	FF	Rec.	Yds	TD	Fum	Lost	Rec.	Yds	TD	FF	Rec.	Yds	TD
TOTAL	0	0	0	0	0	0	0	0	0	0	0	0	0	0	0	0	0	0

FINAL TEAM STATISTICS									
BRONCOS					COLTS				
TOTAL FIRST DOWNS	16		27		FGs - PATs Had Blocked	0-0		0-0	
By Rushing	2		7		Net Punting Average	42.6		28.6	
By Passing	13		13		TOTAL RETURN YARDAGE (Not Including Kickoffs)	83		3	
By Penalty	1		7		No. and Yards Punt Returns	1-83		3-2	
THIRD DOWN EFFICIENCY	6-12-50%		12-20-60%		No. and Yards Kickoff Returns	2-69		2-33	
FOURTH DOWN EFFICIENCY	0-0-0%		0-0-0%		No. and Yards Interception Returns	0-0		1-1	
TOTAL NET YARDS	309		365		PENALTIES Number and Yards	8-56		4-30	
Total Offensive Plays (inc. times thrown passing)	51		77		FUMBLES Number and Lost	0-0		0-0	
Average gain per offensive play	6.1		4.7		TOUCHDOWNS	3		3	
NET YARDS RUSHING	35		120		Rushing	0		1	
Total Rushing Plays	14		40		Passing	2		2	
Average gain per rushing play	2.5		3.0		Punt Returns	0		0	
Tackles for a loss-number and yards	4-10		6-12		EXTRA POINTS Made-Attempts	3-3		3-3	
NET YARDS PASSING	274		245		Kicking Made-Attempts	3-3		3-3	
Times thrown - yards lost attempting to pass	1-7		1-7		FIELD GOALS Made-Attempts	1-1		2-2	
Gross yards passing	281		252		RED ZONE EFFICIENCY	1-2-50%		3-4-75%	
PASS ATTEMPTS-COMPLETIONS-HAD INTERCEPTED	36-21-2		36-21-0		GOAL TO GO EFFICIENCY	1-1-100%		1-2-50%	
Avg gain per pass play (inc.# thrown passing)	7.4		6.6		SAFETIES	0		0	
KICKOFFS Number-In End Zone-Touchbacks	4-2		6-4		FINAL SCORE	24		27	
PUNTS Number and Average	5-43.0		5-45.2		TIME OF POSSESSION	21:21		38:33	
Had Blocked	0		0						





# Kansas City 29, Denver 13

Sunday, Nov. 15, 2015 • 2:30 p.m. MST • Sports Authority Field at Mile High • Denver

WEATHER: Mostly Sunny, 64°, Wind NE 5 mph • TIME: 3:22 • ATTENDANCE: 76,973

The Denver Broncos had their seven-game win streak against the Kansas City Chiefs snapped as they dropped their first AFC West matchup of the year by a score of 29-13 at Sports Authority Field at Mile High.

Denver struggled offensively from the onset, the only highlight being quarterback Peyton Manning's first-quarter pass to running back Ronnie Hillman in which he passed Brett Favre's record of 71,838 yards to become the NFL's all-time leader in passing yards.

The Chiefs forced five turnovers and six punts on Denver's first 11 offensive possessions, shutting out the Broncos through three quarters.

Despite Kansas City's average field position starting beyond its own 47-yard line, Denver's defense gave up just two touchdowns on the day while forcing six Chiefs field goal attempts.

The Chiefs turned their first of four interceptions off Manning into seven points as running back Charcadrick West scored on a 4-yard run to cap a 5-play, 31-yard drive in the first quarter.

Chiefs kicker Cairo Santos converted four field goals (48, 49, 34, 33) in the opening half to give Kansas City a 19-0 lead at the break.

Kansas City recovered an onside kick to begin the second half, and Santos added a 50-yard field goal early in the third quarter to extend the Chiefs' lead to 22-0.

With 6:34 remaining in the third quarter, Broncos quarterback Brock Osweiler replaced Manning behind center. He led Denver's offense inside the Kansas City red zone before the Chiefs picked him off in the end zone for their fifth interception of the day.

Kansas City capitalized on the takeaway as West took a short pass from quarterback Alex Smith and weaved 80 yards for a touchdown, giving the Chiefs a 29-0 edge with 11:10 to play.

Osweiler rebounded to direct a 12-play, 80-yard drive that was capped by a 1-yard Hillman touchdown run with 5:27 remaining. The ensuing two-point attempt failed, but the Broncos were able to avoid their first-ever shutout at home.

After Santos missed on his sixth field goal attempt—from 48 yards out—the Broncos marched 62 yards on five plays and scored on a 7-yard touchdown pass from Osweiler to wide receiver Andre Caldwell.

The Broncos' final tally pulled them within two scores of the Chiefs but the ensuing onside kick was recovered by Kansas City and the visiting team was able to run out the final 1:45 of the game.

In the loss, which snapped Denver's 11-game home winning streak, Osweiler completed 14-of-24 passes for 146 yards with one touchdown and one interception (72.6 rtg.).

Linebacker Von Miller recorded his fifth sack of the season to become just the third player in team history with at least five sacks in each of his first five seasons.

## OFFICIALS:

**Referee** — Gene Steratore (114); **Umpire** — Barry Anderson (20); **Head Linesman** — Ed Walker (123); **Line Judge** — Gary Arthur (108); **Side Judge** — Bob Waggoner (25); **Field Judge** — Mike Weatherford (116); **Back Judge** — Dino Paganelli (105); **Replay** — Darryll Lewis.

## DENVER BRONCOS

### OFFENSE

<b>WR</b> 88	D. Thomas
<b>LT</b> 68	R. Harris
<b>LG</b> 69	E. Mathis
<b>C</b> 61	M. Paradis
<b>RG</b> 65	L. Vasquez
<b>RT</b> 79	M. Schofield
<b>TE</b> 81	O. Daniels
<b>WR</b> 10	E. Sanders
<b>RB</b> 23	R. Hillman
<b>QB</b> 18	P. Manning
<b>TE</b> 85	V. Green

### DEFENSE

<b>DE</b> 95	D. Wolfe
<b>NT</b> 92	S. Williams
<b>DE</b> 97	M. Jackson
<b>SLB</b> 58	V. Miller
<b>WLB</b> 48	S. Barrett
<b>LB</b> 54	B. Marshall
<b>ILB</b> 59	D. Trevathan
<b>LCB</b> 29	B. Roby
<b>RCB</b> 25	C. Harris Jr.
<b>SS</b> 43	T. Ward
<b>FS</b> 26	D. Stewart

**BRONCOS SUBSTITUTIONS:** P 4 B.Colquitt, K 8 B.McManus, WR 12 A.Caldwell, WR 14 C.Latimer, WR 16 B.Fowler, QB 17 B.Osweller, RB 22 C.Anderson, S 30 D.Brunton Jr., S 31 O.Bolden, CB 36 K.Webster, CB 37 L.Doss, RB 40 J.Thompson, LS 46 A.Brewer, ILB 51 T.Davis, ILB 52 C.Nelson, C 53 J.Ferentz, OLB 55 L.McCray, OLB 56 S.Ray, C/G 73 M.Garcia, T 76 T.Polumbus, DE 80 V.Davis, DE 90 A.Smith, DE 91 K.Anunike, DE 96 V.Walker. **DID NOT PLAY:** None. **INACTIVE:** WR 11 J.Norwood, QB 13 T.Siemian, G 64 S.Smith, TE 89 R.Gordon, OLB 94 D.Ware, NT 98 D.Kilgo.

## KANSAS CITY CHIEFS

### OFFENSE

<b>WR</b> 19	J. Maclin
<b>LT</b> 72	E. Fisher
<b>LG</b> 71	J. Allen
<b>C</b> 61	M. Morse
<b>RG</b> 76	L. Duvernay-Tardif
<b>RT</b> 75	J. Reid
<b>TE</b> 87	T. Kelce
<b>WR</b> 12	A. Wilson
<b>QB</b> 11	A. Smith
<b>TE</b> 84	D. Harris
<b>RB</b> 35	C. West

### DEFENSE

<b>RDE</b> 70	M. Devito
<b>NT</b> 92	D. Poe
<b>LDE</b> 96	J. Howard
<b>LOLB</b> 50	J. Houston
<b>LILB</b> 56	D. Johnson
<b>ROLB</b> 91	J. Mauga
<b>LCB</b> 22	M. Peters
<b>RCB</b> 21	S. Smith
<b>SS</b> 38	R. Parker
<b>FS</b> 29	E. Berry

**CHIEFS SUBSTITUTIONS:** P 2 D.Colquitt, K 5 C.Santos, WR 13 D.Thomas, WR 17 C.Conley, CB 20 S.Nelson, DB 26 S.Hakim, S 27 T.Branch, CB 30 J.Fleming, RB 32 S.Ware, S 39 H.Abdullah, LS 41 J.Winchester, FB 42 A.Sherman, S 49 D.Sorensen, LB 51 F.Zombo, LB 54 D.Moses, LB 55 D.Ford, LB 57 D.Alexander, OL 73 Z.Fulton, OL 79 D.Stephenson, WR 81 J.Avant, TE 82 B.Parker, DL 98 N.Williams, DL 99 R.Nunez-Roches. **DID NOT PLAY:** QB 10 D.Caniel, **INACTIVE:** QB 7 A.Murray, CB 31 M.Cooper, RB 34 K.Davis, LB 53 R.Wilson, G 66 B.Grubbs, TE 80 J.O'Shaughnessy, DL 97 A.Bailey.

		1	2	3	4	OT	TOTAL		FIELD GOALS (made ( ) missed)
<b>VISITOR</b>	Kansas City Chiefs	10	9	3	7	—	29		C. Santos (48) (49) (34) (33) (50) 48WR
<b>HOME</b>	Denver Broncos	0	0	0	13	—	13		

Team	Qtr	Clock Time	PLAY DESCRIPTION (Extra Point) (Drive Info)	SCORE Visitor	Home
CHIEFS	1	11:21	C. West 4 yd. run (C. Santos kick) (5-31, 2:36)	7	0
CHIEFS	1	6:19	C. Santos 48 yd. Field Goal (6-43, 3:52)	10	0
CHIEFS	2	11:35	C. Santos 49 yd. Field Goal (8-19, 3:31)	13	0
CHIEFS	2	3:30	C. Santos 34 yd. Field Goal (4-8, 1:21)	16	0
CHIEFS	2	0:00	C. Santos 33 yd. Field Goal (12-46, 2:38)	19	0
CHIEFS	3	10:45	C. Santos 50 yd. Field Goal (6-9, 2:31)	22	0
CHIEFS	4	11:10	C. West 80 yd. pass from A. Smith (C. Santos kick) (2-81, 0:53)	29	0
BRONCOS	4	5:27	R. Hillman 1 yd. run (run failed) (12-80, 5:43)	29	6
BRONCOS	4	1:45	A. Caldwell 7 yd. pass from B. Osweiler (B. McManus kick) (5-62, 1:23)	29	13

## Denver Broncos

RUSHING										RUSHING											
	ATT	YDS	AVG	LG	TD						ATT	YDS	AVG	LG	TD						
C. West	24	69	2.9	15	1	R. Hillman					11	42	3.8	19	1						
A. Smith	6	33	5.5	17	0	B. Osweiler					3	18	6.0	8	0						
S. Ware	2	4	2.0	4	0	C. Anderson					2	9	4.5	5	0						
TOTAL	32	106	3.3	17	1	TOTAL					16	69	4.3	19	1						
PASSING										PASSING											
	ATT	CMP	YDS	TKD/ YD	TD	LG	IN	Rtg.			ATT	CMP	YDS	TKD/ YD	TD	LG	IN	Rtg.			
A. Smith	31	17	204	2/7	1	80	0	86.0	B. Osweiler		24	14	146	3/20	1	17	1	72.6			
									P. Manning		20	5	35	2/9	0	17	4	0.0			
TOTAL	31	17	204	2/7	1	80	0	86.0	TOTAL		44	19	181	5/29	1	17	5	23.2			
PASS RECEIVING										PASS RECEIVING											
		NO	YDS	AVG	LG	TD						NO	YDS	AVG	LG	TD					
T. Kelce		5	36	7.2	9	0	D. Thomas				7	71	10.1	17	0						
D. Thomas		4	37	9.3	36	0	C. Latimer				3	30	10.0	15	0						
C. West		3	92	30.7	80	1	V. Davis				2	19	9.5	11	0						
J. Maclin		3	17	5.7	9	0	A. Caldwell				2	13	6.5	7	1						
A. Wilson		1	16	16.0	16	0	R. Hillman				2	9	4.5	5	0						
B. Parker		1	6	6.0	6	0	B. Fowler				1	17	17.0	17	0						
							O. Daniels				1	14	14.0	14	0						
							V. Green				1	8	8.0	8	0						
TOTAL		17	204	12.0	80	1	TOTAL				19	181	9.5	17	1						
INTERCEPTIONS										INTERCEPTIONS											
		NO	YDS	AVG	LG	TD						NO	YDS	AVG	LG	TD					
M. Peters		1	28	28.0	28	0															
E. Berry		1	25	25.0	25	0															
S. Smith		1	5	5.0	5	0															
J. Mauga		1	4	4.0	4	0															
R. Parker		1	0	0.0	0	0															
TOTAL		5	62	12.4	28	0						0	0	0.0	—	0					
PUNTING										PUNTING											
		NO	YDS	AVG	NET	TB	IN20	LG				NO	YDS	AVG	NET	TB	IN20	LG			
D. Colquitt		5	226	45.2	43.0	0	4	59	B. Colquitt		6	277	46.2	45.2	0	0	51				
TOTAL		5	226	45.2	43.0	0	4	59	TOTAL		6	277	46.2	45.2	0	0	51				
PUNT RETURNS										PUNT RETURNS											
		NO	YDS	AVG	FC	LG	TD					NO	YDS	AVG	FC	LG	TD				
D. Thomas		3	6	2.0	1	11	0		P. Bolden		1	11	11.0	0	11	0					
[DOWNED]		1	0	0.0	0	—	0		[DOWNED]		3	0	0.0	0	—	0					
[OUT OF BOUNDS]		1	0	0.0	0	—	0		[OUT OF BOUNDS]		1	0	0.0	0	—	0					
RETURNS		3	6	2.0	1	11	0		RETURNS		1	11	11.0	0	11	0					
KICKOFF RETURNS										KICKOFF RETURNS											
		NO	YDS	AVG	FC	LG	TD					NO	YDS	AVG	FC	LG	TD				
A. Sherman		1	9	9.0	0	9	0		[TOUCHBACK]		7	0	0.0	0	—	0					
RETURNS		1	9	9.0	0	9	0		RETURNS		0	0	0.0	0	—	0					
Kansas City Chiefs										Denver Broncos											
FUMBLES	Fum	Lost	Rec.	Yds	TD	FF	Rec.	Yds	TD	Bnds	FUMBLES	Fum	Lost	Rec.	Yds	TD	FF	Rec.	Yds	TD	Bnds
J. Howard	0	0	0	0	0	1	0	0	0	0	P. Manning	1	0	0	0	0	0	0	0	0	0
											R. Hillman	0	0	1	0	0	0	0	0	0	0
TOTAL	0	0	0	0	0	1	0	0	0	0	TOTAL	1	0	1	0	0	0	0	0	0	0

## CHIEFS BRONCOS

TOTAL FIRST DOWNS	13	18	FGs - PATs Had Blocked	0-0	0-0
By Rushing	8	4	Net Punting Average	43.0	45.2
By Passing	14	11	TOTAL RETURN YARDAGE (Not Including Kickoffs)	68	11
By Penalty	1	3	No. and Yards Punt Returns	3-6	1-11
THIRD DOWN EFFICIENCY	4-16-25%	3-14-21%	No. and Yards Kickoff Returns	1-9	0-0
FOURTH DOWN EFFICIENCY	1-1-100%	2-3-67%	No. and Yards Interception Returns	5-62	0-0
TOTAL NET YARDS	303	221	PENALTIES Number and Yards	11-102	5-55
Total Offensive Plays (inc. times thrown passing)	65	65	FUMBLES Number and Lost	0-0	1-0
Average gain per offensive play	4.7	3.4	TOUCHDOWNS	2	2
NET YARDS RUSHING	106	69	Rushing	1	1
Total Rushing Plays	32	16	Passing	1	1
Average gain per rushing play	3.3	4.3	EXTRA POINTS Made-Attempts	2-2	1-2
Tackles for a loss-number and yards	0-0	1-3	Kicking Made-Attempts	2-2	1-1
NET YARDS PASSING	197	152	Rushing Made-Attempts	0-0	0-1
Times thrown - yards lost attempting to pass	2-7	5-29	FIELD GOALS Made-Attempts	5-6	0-0
Cross yards passing	204	181	RED ZONE EFFICIENCY	1-3-33%	2-3-67%
PASS ATTEMPTS-COMPLETIONS-HAD INTERCEPTED	31-17-0	44-19-5	GOAL TO GO EFFICIENCY	1-2-50%	1-1-100%
Avg gain per pass play (inc.# thrown passing)	6.0	3.1	SAFETIES	0	0
KICKOFFS Number- In End-Zone-Touchbacks	7-7-7	3-0-0	FINAL SCORE	29	13
PUNTS Number and Average	5-45-2	6-46-2	TIME OF POSSESSION	33:27	26:33
Had Blocked	0	0			

**(Press Box Totals)**

PLAYER	UT	A	TT	S-YDS	I-YDS	PD	FF	FR	PLAYER	UT	A	TT	S-YDS	I-YDS	PD	FF	FR
B. Marshall	5	3	8	0-0	0-0	0	0	0	M. Jackson	3	0	3	0-0	0-0	0	0	0
D. Stewart	5	1	6	0-0	0-0	0	0	0	V. Miller	2	0	2	1-7	0-0	0	0	0
D. Trevathan	4	2	6	0-0	0-0	1	0	0	D. Wolfe	2	0	2	0-0	0-0	0	0	0
V. Walker	3	3	6	0-0	0-0	0	0	0	S. Williams	1	0	1	1-0	0-0	0	0	0
T. Ward	4	0	4	0-0	0-0	0	0	0	S. Ray	1	0	1	0-0	0-0	1	0	0
B. Roby	4	0	4	0-0	0-0	0	0	0	S. Barrett	0	1	1	0-0	0-0	1	0	0
C. Harris Jr.	3	1	4	0-0	0-0	0	0	0	TEAM TOTALS	40	12	52	2-7	0-0	3	0	0
D. Bruton Jr.	3	1	4	0-0	0-0	0	0	0									



# Denver 17, Chicago 15

Sunday, Nov. 22, 2015 • 12:02 p.m. CST • Soldier Field • Chicago

WEATHER: Sunny, 29°, Wind SSW 9 mph, Wind Chill: 21° • TIME: 3:01 • ATTENDANCE: 62,483

Making his first career start on his 25th birthday, Denver quarterback Brock Osweiler led the Broncos to their eighth win of the season in a 17-15 victory over the Chicago Bears and former head coach John Fox at a chilly Soldier Field.

With game-time temperatures in the 20s, Osweiler completed 20-of-27 passes for 250 yards and two touchdowns with his 74.1 completion percentage representing the highest mark in team history for a quarterback making his first start for the team.

The Broncos surged to an early lead on their first possession of the game with a four-play, 74-yard drive that ended with a 48-yard scoring pass to wide receiver Demaryius Thomas. The play marked Denver's first opening-drive touchdown of the season.

The Denver defense went to work from the start, keeping former Broncos offensive coordinator Adam Gase and quarterback Jay Cutler under wraps and holding Chicago to 1-of-4 on red zone opportunities.

In the first half, the Broncos held the Bears to three punts and two field goals on their five possessions. Bears kicker Robbie Gould converted 46-yard and 37-yard kicks on consecutive drives in the second quarter to narrow the score to 7-6.

With 3:40 remaining in the half, Osweiler orchestrated a 13-play, 82-yard drive with significant help from tight ends Vernon Davis and Owen Daniels to drain the final minutes off the clock. Kicker Brandon McManus drilled a 24-yard field goal as time expired to give Denver a 10-6 lead at the break.

Midway through the third quarter, Broncos inside linebacker Danny Trevathan intercepted Cutler at the Chicago 39-yard-line to set up another scoring opportunity for the Broncos.

Running back Ronnie Hillman, who rushed for 102 yards on 21 carries (4.9 avg.), attempted to give Denver a two-score lead on 4th-and-1 from the Bears' 2-yard line, but his feet got tangled up with Osweiler's following the handoff and he was unable to convert.

After taking over on downs, the Bears drove 79 yards on eight plays and finished with a 37-yard field goal to again draw within one point of the Broncos, 10-9.

Denver extended its lead on the first possession of the fourth quarter as wide receiver Cody Latimer corralled his first career touchdown reception—a 10-yarder on third down—to help extend the Broncos' lead to 17-9.

The Bears' following two possessions were stopped by Denver—the first on a Broncos goal-line stand and the second when outside linebacker Von Miller strip-sacked Cutler and defensive end Malik Jackson recovered at the Denver 33-yard-line.

Chicago had one final possession with less than two minutes remaining and found the end zone with 24 seconds left to cut the deficit to 17-15. However, the Bears' rushing attempt on their two-point conversion try was stopped as Denver's defense sealed the win.

## OFFICIALS:

**Referee** — Peter Morelli (135); **Umpire** — Ruben Fowler (71); **Head Linesman** — Ed Camp (134); **Line Judge** — Sarah Thomas (53); **Side Judge** — Rob Vernatchi (75); **Field Judge** — Rick Patterson (15); **Back Judge** — Dale Shaw (104); **Replay** — Tommy Moore.

## DENVER BRONCOS

### OFFENSE

**WR** 88 D. Thomas  
**LT** 68 R. Harris  
**LG** 69 E. Mathis  
**C** 61 M. Paradis  
**RG** 65 L. Vasquez  
**RT** 79 M. Schofield  
**TE** 81 O. Daniels  
**WR** 14 C. Latimer  
**RB** 23 R. Hillman  
**QB** 17 B. Osweiler  
**TE** 80 V. Davis

### DEFENSE

**DE** 95 D. Wolfe  
**NT** 92 S. Williams  
**DE** 97 M. Jackson  
**SLB** 58 V. Miller  
**WLB** 54 S. Barrett  
**ILB** 48 B. Marshall  
**ILB** 59 D. Trevathan  
**LCB** 21 A. Talib  
**RCB** 25 C. Harris Jr.  
**SS** 43 T. Ward  
**FS** 26 D. Stewart

**BRONCOS SUBSTITUTIONS:** P 4 B.Coltquitt, K 8 B.McManus, WR 11 J.Nordwood, WR 12 A.Caldwell, WR 16 B.Fowler, RB 22 C.Anderson, CB 29 B.Roby, S 30 D.Bruton Jr., S 31 O.Bolden, CB 36 K.Webster, RB 40 J.Thompson, LS 46 A.Brewer, ILB 51 T.Davis, ILB 52 C.Nelson, C 53 J.Ferentz, OLB 55 L.McCray, OLB 56 S.Ray, C/G 73 M.Garcia, T 76 T.Polumbus, TE 85 V.Green, DE 90 A.Smith, NT 98 D.Kilgo. **DID NOT PLAY:** QB 13 T.Siemian, DE 91 K.Anunike. **INACTIVE:** WR 10 E.Sanders, QB 18 P.Manning, CB 37 L.Doss, OL 67 S.Brenner, TE 89 R.Gordon, OLB 94 D.Ware, DE 96 V.Walker.

## CHICAGO BEARS

### OFFENSE

**TE** 82 K. Lee  
**TE** 83 M. Bennett  
**RT** 75 K. Long  
**RG** 65 P. Omahame  
**C** 55 H. Grasu  
**LG** 68 M. Mlauson  
**LT** 72 C. Leno Jr.  
**QB** 6 J. Cutler  
**RB** 33 J. Langford  
**WR** 10 M. Wilson  
**TE** 86 Z. Miller

### DEFENSE

**DE** 93 W. Sutton  
**NT** 91 E. Goldman  
**DE** 96 J. Jenkins  
**OLB** 49 S. Acho  
**ILB** 50 S. McClellin  
**ILB** 59 C. Jones  
**OLB** 92 P. McPhee  
**S** 38 A. Amos  
**S** 31 C. Proinski  
**CB** 21 T. Porter  
**CB** 23 K. Fuller

**BEARS SUBSTITUTIONS:** K 9 R.Gould, WR 11 J.Bellamy, WR 14 D.Thompson, P 16 P.O'Donnell, CB 24 A.Ball, RB 25 K.Carey, CB 27 S.McManis, S 29 H.Jones-Quartey, S 36 S.Martin, CB 37 B.Callahan, LS 43 T.Gafford, RB 44 A.Smith, LB 52 L.Reynolds, LB 57 L.Barrow, LB 58 J.Anderson, G 62 V.Ducasse, T 74 J.Bushrod, DL 76 B.Gaston, WR-KR 80 M.Mariani, WR 81 C.Meredith, LB 97 W.Young, DL 98 M.Unrein, LB 99 L.Houston. **DID NOT PLAY:** QB 8 J.Clausen. **INACTIVE:** WR 19 E.Jeffery, WR 19 E.Royal, RB 22 M.Forte, S 26 A.Rolle, CB 39 J.Glenn, G-T 71 N.Becton, DL 90 E.Hood.

		1	2	3	4	OT	TOTAL	FIELD GOALS (made ( ) missed)
<b>VISITOR</b>	Denver Broncos	7	3	0	7	—	17	B. McManus (24)
<b>HOME</b>	Chicago Bears	0	6	3	6	—	15	R. Gould (46) (37) (37)

Team	Qtr	Clock Time	PLAY DESCRIPTION (Extra Point) (Drive Info)	SCORE Visitor Home
BRONCOS	1	12:14	D. Thomas 48 yd. pass from B. Osweiler (B. McManus kick) (4-74, 1:34)	7 0
BEARS	2	10:32	R. Gould 46 yd. Field Goal (10-58, 4:16)	7 3
BEARS	2	6:13	R. Gould 37 yd. Field Goal (7-50, 2:57)	7 6
BRONCOS	2	0:00	B. McManus 24 yd. Field Goal (13-82, 3:40)	10 6
BEARS	3	0:49	R. Gould 37 yd. Field Goal (8-79, 3:33)	10 9
BRONCOS	4	11:24	C. Latimer 10 yd. pass from B. Osweiler (B. McManus kick) (10-71, 4:07)	17 9
BEARS	4	0:24	J. Langford 2 yd. run (run failed) (6-65, 1:25)	17 15

Final Individual Statistics																			
Denver Broncos										Chicago Bears									
Rushing		Att	Yds	Avg	LG	TD	Rushing		Att	Yds	Avg	LG	TD						
R. Hillman		21	102	4.9	15	0	K. Carey		9	32	3.6	9	0						
C. Anderson		12	59	4.9	15	0	J. Cutler		3	29	9.7	18	0						
C. Latimer		1	5	5.0	5	0	J. Langford		13	25	1.9	5	1						
B. Osweiler		2	4	2.0	5	0													
TOTAL		36	170	4.7	15	0	TOTAL		25	86	3.4	18	1						
Tkd/										Tkd/									
Passing		Att	Cmp	Yds	Yd	TD	LG	In	Rtg.	Passing		Att	Cmp	Yds	Yd	TD	LG	In	Rtg.
B. Osweiler		27	20	250	5/31	2	48	0	127.1	J. Cutler		32	18	265	2/2	0	40	1	70.4
TOTAL		27	20	250	5/31	2	48	0	127.1	TOTAL		32	18	265	2/2	0	40	1	70.4
Pass Receiving										Pass Receiving									
				NO	YDS	AVG	LG	TD						NO	YDS	AVG	LG	TD	
V. Davis				6	68	11.3	18	0		M. Wilson				4	102	25.5	40	0	
O. Daniels				4	69	17.3	31	0		J. Bellamy				4	57	14.3	38	0	
D. Thomas				3	59	19.7	48	1		Z. Miller				3	47	15.7	21	0	
C. Latimer				2	22	11.0	12	1		J. Langford				3	17	5.7	9	0	
C. Anderson				2	13	6.5	12	0		M. Bennett				2	26	13.0	17	0	
V. Green				1	9	9.0	9	0		M. Mariani				1	10	10.0	10	0	
J. Norwood				1	8	8.0	8	0		C. Meredith				1	6	6.0	6	0	
R. Hillman				1	2	2.0	2	0											
TOTAL				20	250	12.5	48	2		TOTAL				18	265	14.7	40	0	
Interceptions										Interceptions									
				NO	YDS	AVG	LG	TD						NO	YDS	AVG	LG	TD	
D. Trevathan				1	14	14.0	14	0											
TOTAL				1	14	14.0	14	0		TOTAL				0	0	0.0	—	0	
Punting										Punting									
			NO	YDS	AVG	NET	TB	IN20	LG				NO	YDS	AVG	NET	TB	IN20	LG
B. Colquitt			7	277	39.6	39.0	0	3	46	P. O'Donnell			4	137	34.3	34.3	0	2	41
TOTAL			7	277	39.6	39.0	0	3	46	TOTAL			4	137	34.3	34.3	0	2	41
Punt Returns										Punt Returns									
				NO	YDS	AVG	FC	LG	TD					NO	YDS	AVG	FC	LG	TD
O. Bolden				0	0	0.0	2	—	0	M. Mariani				1	4	4.0	4	0	0
[DOWNED]				1	0	0.0	0	—	0	[DOWNED]				2	0	0.0	0	—	0
[OUT OF BOUNDS]				1	0	0.0	0	—	0										
RETURNS				0	0	0.0	2	—	0	RETURNS				1	4	4.0	4	4	0
Kickoff Returns										Kickoff Returns									
				NO	YDS	AVG	FC	LG	TD					NO	YDS	AVG	FC	LG	TD
O. Bolden				3	45	15.0	0	24	0	D. Thompson				2	54	27.0	0	28	0
[TOUCHBACK]				1	0	0.0	0	—	0	[TOUCHBACK]				1	0	0.0	0	—	0
RETURNS				3	45	15.0	0	24	0	RETURNS				2	54	27.0	0	28	0
Denver Broncos										Chicago Bears									

FINAL TEAM STATISTICS						
	BRONCOS		BEARS			
TOTAL FIRST DOWNS	21	19	FGs - PATs Had Blocked	0-0	0-0	
By Rushing	7	5	Net Punting Average	39.0	34.3	
By Passing	14	9	TOTAL RETURN YARDAGE (Not Including Kickoffs)	14	4	
By Penalty	0	5	No. and Yards Punt Returns	0-0	1-4	
THIRD DOWN EFFICIENCY	6-14-43%	4-12-33%	No. and Yards Kickoff Returns	3-45	2-54	
FOURTH DOWN EFFICIENCY	0-1-0%	0-1-0%	No. and Yards Interception Returns	1-14	0-0	
TOTAL NET YARDS	389	347	PENALTIES Number and Yards	8-118	0-0	
Total Offensive Plays (inc. times thrown passing)	68	59	FUMBLES Number and Lost	0-0	1-1	
Average gain per offensive play	5.7	5.9	TOUCHDOWNS	2	1	
NET YARDS RUSHING	170	86	Rushing	0	1	
Total Rushing Plays	36	25	Passing	2	0	
Average gain per rushing play	4.7	3.4	EXTRA POINTS Made-Attempts	2-2	0-1	
Tackles for a loss-number and yards	1-2	1-2	Kicking Made-Attempts	2-2	0-0	
NET YARDS PASSING	219	261	Passing Made-Attempts	0-0	0-0	
Times thrown - yards lost attempting to pass	5-31	2-4	Rushing Made-Attempts	0-0	0-1	
Gross yards passing	250	265	FIELD GOALS Made-Attempts	1-1	0-3	
PASS ATTEMPTS-COMPLETIONS-HAD INTERCEPTED	27-20-0	32-18-1	RED ZONE ZONES	1-33%	1-4-25%	
Avg gain per pass play (inc. # thrown passing)	6.8	7.7	GOAL TO GO EFFICIENCY	0-1-0%	0-1-0%	
KICKOFFS Number-In End Zone-Touchbacks	3-3	5-2-1	SAFETIES	0	0	
PUNTS Number and Average	7-39.6	4-34.3	FINAL SCORE	17	15	
Had Blocked	0	0	TIME OF POSSESSION	33:13	26:47	

Broncos Defensive Statistics																	
(Press Box Totals)																	
Player	UT	A	TT	S-YDS	I-YDS	PD	FF	FR	Player	UT	A	TT	S-YDS	I-YDS	PD	FF	FR
D. Trevathan	7	1	8	0-0	1-14	1	0	0	B. Roby	1	1	2	0-0	0-0	2	0	0
B. Marshall	7	0	7	0-0	0-0	0	0	0	D. Stewart	1	0	1	0-0	0-0	2	0	0
T. Ward	5	0	5	0-0	0-0	1	0	0	C. Nelson	1	0	1	0-0	0-0	0	0	0
D. Wolfe	4	0	4	1-2	0-0	0	0	0	S. Williams	1	0	1	0-0	0-0	0	0	0
V. Miller	3	0	3	1-2	0-0	0	1	0	S. Ray	0	1	1	0-0	0-0	0	0	0
S. Barrett	3	0	3	0-0	0-0	1	0	0	M. Jackson	0	0	0	0-0	0-0	0	0	1
A. Talib	3	0	3	0-0	0-0	1	0	0	D. Kilgo	0	0	0	0-0	0-0	1	0	0
C. Harris Jr.	3	0	3	0-0	0-0	0	0	0	TEAM TOTALS	41	4	45	2-4	1-14	9	1	1
D. Bruton Jr.	2	1	3	0-0	0-0	0	0	0									



# Denver 30, New England 24 OT

Sunday, Nov. 29, 2015 • 6:30 p.m. MST • Sports Authority Field at Mile High Stadium • Denver

WEATHER: Cloudy, 70% chance of snow, 23°, Wind NE 3 mph • TIME: 3:28 • ATTENDANCE: 76,970

On a snowy night in front of 76,970 fans at Sports Authority Field at Mile High, the Denver Broncos defeated the previously unbeaten New England Patriots in overtime, 30-24.

With the win, the Broncos improved to 9-2 on the season to capture the 28th winning season in franchise history and become the first team since the 2004 Pittsburgh Steelers to beat two 6-0 or better teams in the same season.

The Patriots found the end zone first as New England quarterback Tom Brady connected with tight end Rob Gronkowski for a 23-yard score on their opening possession.

Early in the second quarter, Broncos quarterback Brock Osweiler's arm was hit while throwing and Patriots defensive end Chandler Jones came down with the ball at the Denver 15-yard line for the first takeaway of the game.

The Patriots capitalized on the turnover as Brady hit tight end Scott Chandler with a 9-yard touchdown pass to put New England up 14-0.

The Broncos found their own path to the end zone on a 10-play, 77-yard drive capped by a 19-yard score by running back Ronnie Hillman, narrowing the Patriots' lead to 14-7 at halftime.

The teams combined for five punts in the third quarter, but the Patriots opened the fourth with a bang. Brady sent a ball deep to running back Brandon Bolden, who took the pass 63 yards for a touchdown, stretching the Patriots' lead to 21-7 with 14:50 remaining.

Denver went three-and-out on its next drive but Patriots wide receiver Chris Harper muffed the ensuing punt and Broncos linebacker Shaquil Barrett pounced on the ball at the New England 36-yard-line to give Denver some much-needed momentum.

On the fourth play after taking back over on offense, running back C.J. Anderson went 15 yards up the left side for a touchdown, narrowing the score to 21-14 with 12:34 left to play.

Two costly penalties for the Patriots forced them to punt on their next possession, and the Broncos closed the lead to 21-17 on a 21-yard Brandon McManus field goal.

The Denver defense forced two more New England punts, giving the offense one final chance to win the game with 2:31 remaining.

After trailing for 58:51 of regulation, Osweiler—in only his second career start—led a 5-play, 83-yard touchdown drive to give Denver a three-point lead with 1:09 on the clock.

Brady and the Patriots responded, driving downfield to tie the game and force overtime on a 51-yard field goal as time expired.

New England went three-and-out for the eighth time in the game on the opening drive of overtime, giving the Broncos' offense a chance to win the game.

On Denver's third play of overtime—a third-and-1 from the New England 48-yard-line—Anderson found a gap on the left side and outran the Patriots into the end zone for the game-winning touchdown.

## OFFICIALS:

**Referee** — Tony Corrente (99); **Umpire** — Dan Ferrell (64); **Head Linesman** — George Hayward (54); **Line Judge** — Bart Longson (2); **Side Judge** — Keith Washington (7); **Field Judge** — Buddy Horton (82); **Back Judge** — Gregory Wilson (119); **Replay** — Howard Slavin.

## DENVER BRONCOS

### OFFENSE

**WR** 88 D. Thomas  
**LT** 68 R. Harris  
**LG** 73 M. Garcia  
**C** 61 M. Paradis  
**RG** 65 L. Vasquez  
**RT** 79 M. Schofield  
**TE** 81 O. Daniels  
**WR** 10 E. Sanders  
**RB** 23 R. Hillman  
**QB** 17 B. Osweiler  
**TE** 80 V. Davis

### DEFENSE

**DE** 95 D. Wolfe  
**NT** 92 S. Williams  
**DE** 97 M. Jackson  
**SLB** 58 V. Miller  
**WLB** 48 S. Barrett  
**ILB** 54 B. Marshall  
**ILB** 59 D. Trevathan  
**LCB** 21 A. Talib  
**RCB** 25 C. Harris Jr.  
**SS** 43 T. Ward  
**FS** 26 D. Stewart

**BRONCOS SUBSTITUTIONS:** P 4 B. Colquitt, K 8 B. McManus, WR 12 A. Caldwell, WR 14 C. Latimer, WR 16 B. Fowler, RB 22 C. Anderson, CB 29 B. Roby, S 30 D. Bruton Jr., S 31 O. Bolden, CB 36 K. Webster, RB 40 J. Thompson, LS 46 A. Brewer, ILB 51 T. Davis, ILB 52 C. Nelson, OLB 55 L. McCray, OLB 56 S. Ray, G 69 E. Mathis, T 76 T. Polumbus, TE 85 V. Green, DE 90 A. Smith, DE 96 V. Walker, NT 98 D. Kilgo. **DID NOT PLAY:** QB 13 T. Siemian, C 53 J. Ferentz. **INACTIVE:** QB 2 C. Ponder, WR 11 J. Norwood, QB 19 P. Manning, CB 37 L. Doss, OL 67 S. Brenner, TE 89 R. Gordon, OLB 94 D. Ware.

## NEW ENGLAND PATRIOTS

### OFFENSE

**WR** 19 B. LaFell  
**LT** 76 S. Vollmer  
**LG** 69 S. Mason  
**C** 66 B. Stork  
**RG** 67 J. Kline  
**RT** 61 M. Cannon  
**TE** 87 R. Gronkowski  
**WR** 82 K. Martin  
**QB** 12 T. Brady  
**RB** 29 L. Blount  
**TE** 88 S. Chandler

### DEFENSE

**LE** 50 R. Ninkovich  
**NT** 97 A. Branch  
**DT** 90 M. Brown  
**RE** 95 C. Jones  
**LB** 55 J. Freeny  
**LB** 54 D. Hightower  
**LB** 51 J. Mayo  
**LCB** 21 M. Butler  
**RCB** 26 L. Ryan  
**S** 32 D. McCourty  
**S** 23 P. Chung

**PATRIOTS SUBSTITUTIONS:** K 3 S. Gostkowski, P 6 R. Allen, WR 14 C. Harper, WR 18 M. Slater, DB 24 R. Melvin, DB 27 T. Wilson, RB 28 J. White, DB 30 D. Harmon, DB 36 B. King, RB 38 B. Bolden, DB 43 N. Ebron, TE 44 A. Cleveland, LS 49 J. Cardona, LB 53 D. Fleming, LB 58 J. Bostic, G 63 T. Jackson, OL 71 C. Fleming, DL 72 A. Hicks, DL 92 G. Grissom, DL 93 J. Sheard, DL 96 S. Siliga, DL 99 D. Easley. **DID NOT PLAY:** QB 10 J. Garoppolo, C 60 D. Andrews. **INACTIVE:** WR 11 J. Edelman, DB 22 J. Coleman, DB 37 J. Richards, WR 80 D. Amendola, TE 85 M. Williams, LB 91 J. Collins, DL 98 T. Flowers.

		1	2	3	4	OT	TOTAL	FIELD GOALS (made ( ) missed)	SCORE
<b>VISITOR</b>	New England Patriots	7	7	0	10	0	24	S. Gostkowski (47)	Visitor
<b>HOME</b>	Denver Broncos	0	7	0	17	6	30	B. McManus 47WR (21)	Home
Team	Qtr	Clock Time	PLAY DESCRIPTION (Extra Point) (Drive Info)						
PATRIOTS	1	11:24	R. Gronkowski 23 yd. pass from T. Brady (S. Gostkowski kick) (4-47, 2:03)					7	0
PATRIOTS	2	10:40	S. Chandler 9 yd. pass from T. Brady (S. Gostkowski kick) (3-15, 1:32)					14	0
BRONCOS	2	2:07	R. Hillman 19 yd. run (B. McManus kick) (10-77, 5:41)					14	7
PATRIOTS	4	14:50	B. Bolden 63 yd. pass from T. Brady (S. Gostkowski kick) (3-65, 0:17)					21	7
BRONCOS	4	12:34	C. Anderson 15 yd. run (B. McManus kick) (4-36, 1:41)					21	14
BRONCOS	4	6:08	B. McManus 21 yd. Field Goal (9-52, 4:50)					21	17
BRONCOS	4	1:09	A. Caldwell 4 yd. pass from B. Osweiler (B. McManus kick) (5-83, 1:22)					21	24
PATRIOTS	4	0:00	S. Gostkowski 47 yd. Field Goal (5-51, 1:09)					24	24
BRONCOS	OT	12:32	C. Anderson 48 yd. run (3-57, 1:19)					24	30

### FINAL INDIVIDUAL STATISTICS

New England Patriots										Denver Broncos													
RUSHING	ATT	YDS	AVG	LG	TD	RUSHING	ATT	YDS	AVG	LG	TD	RUSHING	ATT	YDS	AVG	LG	TD						
L. Blount	9	27	3.0	9	0	C. Anderson	15	113	7.5	48	2	R. Hillman	14	59	4.2	19	1						
B. Bolden	4	11	2.8	9	0	R. Hillman	14	59	4.2	19	1	B. Osweiler	2	4	2.0	3	0						
J. White	3	1	0.3	1	0	B. Osweiler	2	4	2.0	3	0	J. Thompson	1	3	3.0	3	0						
TOTAL	16	39	2.4	9	0	TOTAL	32	179	5.6	48	3	TOTAL	32	179	5.6	48	3						
PASSING	ATT	CMP	YDS	TKD/YD	TD	LG	IN	Rtg.	PASSING	ATT	CMP	YDS	TKD/YD	TD	LG	IN	Rtg.						
T. Brady	42	23	280	3/18	3	63	0	99.3	B. Osweiler	42	23	270	3/16	1	39	1	72.5						
TOTAL	42	23	280	3/18	3	63	0	99.3	TOTAL	42	23	270	3/16	1	39	1	72.5						
PASS RECEIVING	NO	YDS	AVG	LG	TD	PASS RECEIVING	NO	YDS	AVG	LG	TD	PASS RECEIVING	NO	YDS	AVG	LG	TD						
R. Gronkowski	6	88	14.7	23	1	E. Sanders	6	113	18.8	39	0	R. Gronkowski	6	88	14.7	23	1						
S. Chandler	5	58	11.6	22	1	O. Daniels	5	48	9.6	12	0	S. Chandler	5	58	11.6	22	1						
B. Bolden	4	84	21.0	63	1	C. Anderson	4	40	10.0	20	0	B. Bolden	4	84	21.0	63	1						
B. LaFell	4	36	9.0	14	0	V. Davis	2	10	5.0	6	0	B. LaFell	4	36	9.0	14	0						
J. White	2	5	2.5	5	0	A. Caldwell	2	8	4.0	4	1	J. White	2	5	2.5	5	0						
K. Martin	1	8	8.0	8	0	D. Thomas	1	36	36.0	36	0	K. Martin	1	8	8.0	8	0						
A. Cleveland	1	1	1.0	1	0	B. Fowler	1	8	8.0	8	0	A. Cleveland	1	1	1.0	1	0						
						C. Latimer	1	7	7.0	7	0												
						R. Hillman	1	0	0.0	0	0												
TOTAL	23	280	12.2	63	3	TOTAL	23	270	11.7	39	1	TOTAL	23	280	12.2	63	3						
INTERCEPTIONS	NO	YDS	AVG	LG	TD	INTERCEPTIONS	NO	YDS	AVG	LG	TD	INTERCEPTIONS	NO	YDS	AVG	LG	TD						
C. Jones	1	0	0.0	0	0	C. Jones	1	0	0.0	0	0	C. Jones	1	0	0.0	0	0						
TOTAL	1	0	0.0	0	0	TOTAL	1	0	0.0	0	0	TOTAL	1	0	0.0	0	0						
PUNTING	NO	YDS	AVG	NET	TB	IN20	LG	PUNTING	NO	YDS	AVG	NET	TB	IN20	LG	PUNTING	NO	YDS	AVG	NET	TB	IN20	LG
R. Allen	10	450	45.0	40.6	1	5	58	B. Colquitt	8	347	43.4	38.3	1	0	59	R. Allen	10	450	45.0	40.6	1	5	58
TOTAL	10	450	45.0	40.6	1	5	58	TOTAL	8	347	43.4	38.3	1	0	59	TOTAL	10	450	45.0	40.6	1	5	58
PUNT RETURNS	NO	YDS	AVG	FC	LG	TD	PUNT RETURNS	NO	YDS	AVG	FC	LG	TD	PUNT RETURNS	NO	YDS	AVG	FC	LG	TD			
C. Harper	3	17	5.7	0	10	0	E. Sanders	2	16	8.0	0	14	0	C. Harper	3	17	5.7	0	10	0			
P. Chung	1	4	4.0	0	4	0	O. Bolden	2	8	4.0	0	8	0	P. Chung	1	4	4.0	0	4	0			
[DOWNED]	3	0	0.0	0	—	0	[DOWNED]	1	0	0.0	0	—	0	[DOWNED]	3	0	0.0	0	—	0			
[TOUCHBACK]	1	0	0.0	0	—	0	[OUT OF BOUNDS]	4	0	0.0	0	—	0	[TOUCHBACK]	1	0	0.0	0	—	0			
RETURNS	4	21	5.3	0	10	0	RETURNS	4	24	6.0	0	14	0	RETURNS	4	21	5.3	0	10	0			
KICKOFF RETURNS	NO	YDS	AVG	FC	LG	TD	KICKOFF RETURNS	NO	YDS	AVG	FC	LG	TD	KICKOFF RETURNS	NO	YDS	AVG	FC	LG	TD			
[TOUCHBACK]	6	0	0.0	0	—	0	[TOUCHBACK]	2	46	23.0	0	27	0	[TOUCHBACK]	6	0	0.0	0	—	0			
RETURNS	0	0	0.0	0	—	0	RETURNS	2	46	23.0	0	27	0	RETURNS	0	0	0.0	0	—	0			
New England Patriots	Own	Opp.	Out	New England Patriots	Own	Opp.	Out	Denver Broncos	Own	Opp.	Out	Denver Broncos	Own	Opp.	Out								
FUMBLES	Fum	Lost	Rec.	Yds	TD	FF	Rec.	Yds	TD	Bnds	FUMBLES	Fum	Lost	Rec.	Yds	TD	Bnds						
C. Harper	1	1	0	0	0	0	0	0	0	0	O. Bolden	1	0	1	0	0	0						
C. Jones	0	0	0	0	0	1	0	0	0	0	R. Hillman	1	0	0	0	0	0						
											M. Garcia	0	1	0	0	0	0						
											S. Barrett	0	0	0	0	1	0						
TOTAL	1	1	0	0	0	1	0	0	0	0	TOTAL	2	0	2	0	0	1						

### FINAL TEAM STATISTICS

	PATRIOTS		BRONCOS			PATRIOTS		BRONCOS	
TOTAL FIRST DOWNS	16	23	FGs - PATs Had Blocked		0-0	0-0			
By Rushing	1	9	Net Punting Average		40.6	38.3			
By Passing	13	12	TOTAL RETURN YARDAGE (Not Including Kickoffs)		21	24			
By Penalty	2	2	No. and Yards Punt Returns		4-21	4-24			
THIRD DOWN EFFICIENCY	2-13-15%	4-16-25%	No. and Yards Kickoff Returns		0-0	2-46			
FOURTH DOWN EFFICIENCY	0-1-0%	1-1-100%	No. and Yards Interception Returns		1-0	0-0			
TOTAL NET YARDS	301	433	PENALTIES Number and Yards		5-47	6-46			
Total Offensive Plays (inc. times thrown passing)	61	77	FUMBLES Number and Lost		1-1	2-0			
Average gain per offensive play	4.9	5.6	TOUCHDOWNS		3	4			
NET YARDS RUSHING	39	179	Rushing		0	3			
Total Rushing Plays	16	32	Passing		3	1			
Average gain per rushing play	2.4	5.6	EXTRA POINTS Made-Attempts		3-3	3-3			
Tackles for a loss-number and yards	1-1	4-6	Kicking Made-Attempts		3-3	3-3			
NET YARDS PASSING	262	254	FIELD GOALS Made-Attempts		1-1	1-2			
Times thrown - yards lost attempting to pass	3-18	3-16	RED ZONE EFFICIENCY		1-1-100%	3-4-75%			
Gross yards passing	280	270	GOAL TO GO EFFICIENCY		0-0-0%	1-2-50%			
PASS ATTEMPTS-COMPLETIONS-HAD INTERCEPTED	42-23-0	42-23-1	SAFETIES		0	0			
Avg gain per pass play (inc.# thrown passing)	5.8	5.6	FINAL SCORE		24	30			
KICKOFFS Number-In End Zone-Touchbacks	4-4-2	6-6-6	TIME OF POSSESSION		25:57	36:31			
PUNTS Number and Average	10-45.0	8-43.4							
Had Blocked	0	0							

### BRONCOS DEFENSIVE STATISTICS

(Press Box Totals)

PLAYER	UT	A	TT	S-YDS	I-YDS	PD	FF	FR	PLAYER	UT	A	TT	S-YDS	I-YDS	PD	FF	FR
D. Wolfe	7	2	9	1-4	0-0	0	0	0	B. Roby	2	0	2	0-0	0-0	0	0	0
D. Stewart	4	0	4	0-0	0-0	3	0	0	S. Ray	1	1	2	0-0	0-0	0	0	0
D. Trevathan	4	0	4	0-0	0-0	0	0	0	D. Bruton Jr.	1	1	2	0-0	0-0	0	0	0
V. Miller	3	1	4	1-7	0-0	0	0	0	V. Walker	1	0	1	1-7	0-0	0	0	0
A. Talib	2	2	4	0-0	0-0	2	0	0	O. Bolden	1	0	1	0-0	0-0	0	0	0
S. Barrett	2	1	3	0-0	0-0	0	0	0	T. Ward	1	0	1	0-0	0-0	0	0	0
B. Marshall	2	1	3	0-0	0-0	1	0	0	M. Jackson	0	1	1	0-0	0-0	0	0	0
C. Harris Jr.	2	0	2	0-0	0-0	0	0	0	TOTAL TOTALS	33	10	43	3-18	0-0	6	0	0





## Denver 17, San Diego 3

Sunday, Dec. 6, 2015 • 1:05 p.m. PST • Qualcomm Stadium • San Diego

WEATHER: Sunny, 78°, Wind W 4 mph • TIME: 3:03 • ATTENDANCE: 68,631

The Denver Broncos extended their NFL record to 15 consecutive divisional road wins with a 17-3 victory over the San Diego Chargers at Qualcomm Stadium in the first of two season matchups between the AFC West rivals.

Holding San Diego to three points, Denver's defense prevented the Chargers and their No. 2 passing offense from reaching the red zone, much less the end zone, for the entirety of the game.

The Broncos opened the game with an 8-play, 76-yard scoring drive that was capped by a 3-yard pass from quarterback Brock Osweiler to wide receiver Demaryius Thomas. Thomas' touchdown catch marked the 44th of his career, tying him for fourth most in team history.

After trading punts on the teams' next two drives, Chargers kicker Josh Lambo attempted a 48-yard field goal with 3:11 remaining in the first quarter, but the kick sailed wide right.

When the San Diego offense returned to the field on their next possession, Broncos linebacker Danny Trevathan intercepted Chargers quarterback Phillip Rivers at the San Diego 25-yard-line and ran it back for a touchdown to give the Broncos a 14-0 advantage at the close of the first quarter. The pick-six marked the fifth defensive touchdown of the year for Denver.

The Broncos added to their lead on a 23-yard field goal by kicker Brandon McManus midway through the second quarter to finish a 14-play, 46-yard drive that drained more than seven minutes off the clock.

The Chargers were able to prevent a first-half shutout when Lambo connected on a 51-yard field goal inside the two-minute warning to narrow the score to 17-3 at halftime.

Denver's top-ranked defense took over in the second half, forcing and recovering two fumbles to end San Diego's first two drives of the second half.

The first takeaway came when linebacker Von Miller stripped Chargers running back Melvin Gordon of the ball and recovered the fumble at the Denver 42-yard-line.

Broncos safety Josh Bush, who was signed five days prior to the game, recorded Denver's second consecutive forced fumble, dislodging the ball from Chargers wide receiver Malcom Floyd's hands that was recovered by safety Darian Stewart.

Denver was unable to turn either takeaway into points—missing a field goal and being intercepted in the end zone on the two subsequent drives—however, Denver's clock-killing run game was enough to preserve the 17-3 advantage and seal Denver's 10th victory of the season.

With the win, Osweiler became just the second Broncos quarterback to win his first three career starts. Miller, who finished with two quarterback takedowns, extend his sack streak to four games.

### OFFICIALS:

**Referee** — Walt Coleman (65); **Umpire** — Bruce Sritesky (102); **Head Linesman** — Jerry Bergman (91); **Line Judge** — Kevin Coday (16); **Side Judge** — Jon Lucivansky (89); **Field Judge** — Boris Cheek (41); **Back Judge** — Rich Martinez (39); **Replay** — Louis Nazzaro.

### DENVER BRONCOS

#### OFFENSE

**WR** 88 D. Thomas  
**TE** 80 V. Davis  
**LT** 68 R. Harris  
**LG** 69 E. Mathis  
**C** 61 M. Paradis  
**RG** 73 M. Garcia  
**RT** 79 M. Schofield  
**TE** 81 O. Daniels  
**WR** 10 E. Sanders  
**RB** 23 R. Hillman  
**QB** 17 B. Osweiler

#### DEFENSE

**DE** 95 D. Wolfe  
**DE** 97 M. Jackson  
**SLB** 58 V. Miller  
**WLB** 48 S. Barrett  
**ILB** 54 B. Marshall  
**ILB** 59 D. Trevathan  
**LCB** 21 A. Talib  
**RCB** 25 C. Harris Jr.  
**CB** 29 B. Roby  
**SS** 30 D. Bruton Jr.  
**FS** 26 D. Stewart

**BRONCOS SUBSTITUTIONS:** P 4 B. Colquitt, K 8 B. McManus, WR 12 A. Caldwell, WR 14 C. Latimer, WR 16 B. Fowler, S 20 J. Bush, RB 22 C. Anderson, S 31 O. Bolden, CB 36 K. Webster, CB 37 L. Doss, RB 40 J. Thompson, LS 46 A. Brewer, ILB 51 T. Davis, ILB 52 C. Nelson, C 53 J. Ferentz, OLB 55 L. McCray, OLB 56 S. Ray, G 65 L. Vasquez, TE 85 V. Green, DE 90 A. Smith, DE 96 V. Walker, NT 98 D. Kilgo. **DID NOT PLAY:** QB 13 T. Siemian, T 76 T. Polunbus. **INACTIVE:** QB 2 C. Ponder, WR 11 J. Norwood, QB 18 P. Manning, S 43 T. Ward, C 67 S. Brenner, NT 92 S. Williams, OLB 94 D. Ware.

### SAN DIEGO CHARGERS

#### OFFENSE

**WR** 15 D. Inman  
**LT** 75 C. Hairston  
**LG** 74 O. Franklin  
**C** 60 T. Robinson  
**RG** 79 K. Wiggins  
**RT** 72 J. Barksdale  
**TE** 89 L. Green  
**WR** 11 S. Johnson  
**QB** 17 P. Rivers  
**RB** 39 D. Woodhead  
**RB** 28 M. Gordon

#### DEFENSE

**DE** 91 K. Reyes  
**NT** 92 R. Carrethers  
**DT** 94 C. Liuge  
**OLB** 54 M. Ingram  
**ILB** 50 M. Te'o  
**ILB** 52 D. Perryman  
**OLB** 97 J. Attaochu  
**LCB** 24 B. Flowers  
**RCB** 22 J. Verrett  
**SS** 37 J. Addae  
**FS** 32 E. Weddle

**CHARGERS SUBSTITUTIONS:** K 2 J. Lambo, P 5 M. Scifres, CB 23 S. Williams, S 25 D. Stuckey, CB 26 P. Robinson, S 27 J. Wilson, CB 29 C. Mager, RB 34 D. Brown, LS 47 M. Windt, ILB 48 N. Dzubnar, OLB 51 K. Emanuel, ILB 56 D. Butler, ILB 57 J. Mays, DT 71 D. Square, T 78 T. Burwell, WR 80 M. Floyd, WR 81 J. Herndon, TE 83 J. Phillips, TE 85 A. Gates, TE 88 D. Johnson, DE 90 R. Matthews, OLB 99 C. Law. **DID NOT PLAY:** QB 10 K. Clemens, C 66 J. Walton. **INACTIVE:** WR 16 T. Williams, S 31 A. Phillips, CB 33 G. Ducre, ILB 53 K. Conner, G-1 76 D. Fluke, T 77 K. Dunlap, NT 98 S. Lissemore.

		1	2	3	4	OT	TOTAL	FIELD GOALS (made ( ) missed)		
<b>VISITOR</b>	Denver Broncos	14	3	0	0	0	17	B. McManus	(23)	52WR
<b>HOME</b>	San Diego Chargers	0	3	0	0	0	3	J. Lambo	48WR	(51)

Team	Qtr	Clock Time	PLAY DESCRIPTION (Extra Point) (Drive Info)	SCORE Visitor	Home
BRONCOS	1	11:15	D. Thomas 3 yd. pass from B. Osweiler (B. McManus kick) (8-76, 3:45)	7	0
BRONCOS	1	0:04	D. Trevathan 25 yd. interception return (B. McManus kick)	14	0
BRONCOS	2	5:26	B. McManus 23 yd. Field Goal (14-46, 7:18)	17	0
CHARGERS	2	1:41	J. Lambo 51 yd. Field Goal (9-47, 3:45)	17	3

Final Individual Statistics																											
Denver Broncos												San Diego Chargers															
		ATT	YDS	AVG	LG	TD								ATT	YDS	AVG	LG	TD									
Rushing		19	56	2.9	11	0						Rushing		12	55	4.6	21	0									
C. Anderson		7	42	6.0	22	0						D. Brown		7	26	3.7	11	0									
J. Thompson		8	27	3.4	12	0						D. Woodhead		3	10	3.3	7	0									
E. Sanders		1	5	5.0	5	0						D. Johnson		1	2	2.0	2	0									
A. Caldwell		1	3	3.0	3	0																					
B. Osweiler		3	1	0.3	1	0																					
TOTAL		39	134	3.4	22	0						TOTAL		23	93	4.0	21	0									
Passing		ATT	CMP	YDS	TKD/Y	TD	LG	IN	Rtg.						Passing		ATT	CMP	YDS	TKD/Y	TD	LG	IN	Rtg.			
B. Osweiler		26	16	166	1/7	1	22	1	76.8						P. Rivers		35	18	202	4/23	0	31	1	57.1			
TOTAL		26	16	166	1/7	1	22	1	76.8						TOTAL		35	18	202	4/23	0	31	1	57.1			
Pass Receiving					NO	YDS	AVG	LG	TD						Pass Receiving					NO	YDS	AVG	LG	TD			
D. Thomas					6	61	10.2	21	1						A. Gates					6	50	8.3	15	0			
E. Sanders					3	19	6.3	9	0						D. Woodhead					3	24	8.0	10	0			
V. Davis					2	25	12.5	16	0						J. Herndon					2	30	15.0	16	0			
O. Daniels					2	13	6.5	7	0						L. Green					2	21	10.5	16	0			
V. Green					1	22	22.0	22	0						D. Brown					1	31	31.0	31	0			
J. Thompson					1	14	14.0	14	0						M. Floyd					1	15	15.0	15	0			
C. Anderson					1	12	12.0	12	0						D. Inman					1	15	15.0	15	0			
															J. Phillips					1	8	8.0	8	0			
															M. Gordon					1	8	8.0	8	0			
TOTAL					16	166	10.4	22	1						TOTAL					18	202	11.2	31	0			
Interceptions		NO		YDS	AVG	LG	TD						Interceptions		NO		YDS	AVG	LG	TD							
D. Trevathan		1		25	25.0	25	1						J. Verrett		1		0			0	0						
TOTAL		1		25	25.0	25	1						TOTAL		1		0		0.0		0	0					
Punting		NO	YDS	AVG	NET	TB	IN20	LG						Punting		NO	YDS	AVG	NET	TB	IN20	LG					
B. Colquitt		5	183	36.6	31.8	1	2	47						M. Scifres		4	192	48.0	42.8	0	2	51					
TOTAL		5	183	36.6	31.8	1	2	47						TOTAL		4	192	48.0	42.8	0	2	51					
Punt Returns		NO		YDS	AVG	FC	LG	TD						Punt Returns		NO		YDS	AVG	FC	LG	TD					
O. Bolden		1		21	21.0	0	21	0						J. Herndon		1		4	4.0	1	4	0					
E. Sanders		0		0	0.0	1	---	0						[DOWNED]		1		0	0.0	0	---	0					
[DOWNED]		1		0	0.0	0	---	0						[OUT OF BOUNDS]		1		0	0.0	0	---	0					
[OUT OF BOUNDS]		1		0	0.0	0	---	0						[TOUCHBACK]		1		0	0.0	0	---	0					
RETURNS		1		21	21.0	1	21	0						RETURNS		1		4	4.0	1	4	0					
Kickoff Returns		NO		YDS	AVG	FC	LG	TD						Kickoff Returns		NO		YDS									

FINAL TEAM STATISTICS									
	BRONCOS		CHARGERS			BRONCOS		CHARGERS	
TOTAL FIRST DOWNS	19	15	FGs - PATs Had Blocked			0-0	0-0		
By Rushing	9	6	Net Punting Average			31.8	42.8		
By Passing	18	8	TOTAL RETURN YARDAGE (Not Including Kickoffs)			46	4		
By Penalty	2	1	No. and Yards Punt Returns			1-21	1-4		
THIRD DOWN EFFICIENCY	6-13-46%	5-14-36%	No. and Yards Kickoff Returns			1-33	1-24		
FOURTH DOWN EFFICIENCY	0-0-0%	0-2-0%	No. and Yards Interception Returns			1-25	1-0		
TOTAL NET YARDS	293	272	PENALTIES Number and Yards			3-18	8-72		
Total Offensive Plays (inc. times thrown passing)	66	62	FUMBLES Number and Lost			0-0	4-2		
Average gain per offensive play	4.4	4.4	TOUCHDOWNS			1	0		
NET YARDS RUSHING	134	93	Rushing			0	0		
Total Rushing Plays	39	23	Passing			1	0		
Average gain per rushing play	3.4	4.0	EXTRA POINTS Made-Attempts			2-2	0-0		
Tackles for a loss-number and yards	3-5	1-6	Kicking Made-Attempts			2-2	0-0		
NET YARDS PASSING	159	179	FIELD GOALS Made-Attempts			1-2	1-2		
Times thrown - yards lost attempting to pass	1-6	4-23	RED ZONE EFFICIENCY			1-2-50%	0-0-0%		
Gross yards passing	177	202	GOAL TO GO EFFICIENCY			1-2-50%	0-0-0%		
PASS ATTEMPTS-COMPLETIONS-HAD INTERCEPTED	26-41	35-18-1	SAFETIES			0	0		
Avg gain per pass play (inc. # thrown passing)	5.9	4.6	FINAL SCORE			17	3		
KICKOFFS Number-In End Zone-Touchbacks	4-4	2-2-1	TIME OF POSSESSION			32:57	27:03		
PUNTS Number and Average	5-36.6	4-48.0							
Had Blocked	0	0							

Broncos Defensive Statistics																		
(Press Box Totals)																		
Player	UT	A	TT	S-YDS	I-YDS	PD	FF	FR	Player	UT	A	TT	S-YDS	I-YDS	PD	FF	FR	
D. Bruton Jr.	9	3	12	0-0	0-0	0	1	0	A. Talib	2	0	2	0-0	0-0	0	0	0	
D. Wolfe	3	2	5	0-0	0-0	0	0	0	C. Nelson	2	0	2	0-0	0-0	0	0	0	
V. Miller	4	0	4	2-15	0-0	1	1	1	D. Stewart	1	1	2	0-0	0-0	2	0	1	
J. Bush	4	0	4	0-0	0-0	0	0	1	L. McCray	1	0	1	0-0	0-0	0	0	0	
J. Ray	3	1	4	1-5	0-0	0	0	0	B. Roby	1	0	1	0-0	0-0	0	0	0	
S. Barrett	3	0	3	1-3	0-0	1	0	0	A. Smith	1	0	1	0-0	0-0	0	0	0	
B. Marshall	3	0	3	0-0	0-0	0	0	0	V. Walker	1	0	1	0-0	0-0	0	0	0	
M. Jackson	2	0	2	0-0	0-0	2	0	0	O. Bolden	0	1	1	0-0	0-0	0	0	0	
T. Trevathan	2	0	2	0-0	0-25	0	0	1	TEAM TOTALS	44	8	52	4-23	1-25	7	4	2	
C. Harris Jr.	2	0	2	0-0	0-0	0	1	0										



# Oakland 15, Denver 12

Sunday, Dec. 13, 2015 • 2:05 p.m. MST • Sports Authority Field at Mile High • Denver

WEATHER: Partly Cloudy, 45°, Wind W 2 mph • TIME: 3:18 • ATTENDANCE: 76,824

In what became a tale of two halves, the Broncos dropped a 15-12 decision to the Raiders at Sports Authority Field at Mile High, ending Denver's eight-game win streak against its division rival dating back to 2011.

The Broncos' defense put together one of its best showings, holding the Raiders to 126 net yards of offense and eight first downs, but the offensive red zone struggles and two costly fumbles were enough to hand Oakland the win.

In the first half, the Broncos limited the Raiders to zero points and -12 net yards, marking the fewest yards allowed in a half in the NFL in at least 23 years.

The Broncos forced the Raiders to punt on all four of their first-half drives, with three of Oakland's possessions resulting in three-and-outs.

Meanwhile, the Denver offense tallied 224 yards in the first half behind quarterback Brock Osweiler's 22-of-29 (.759) passing efficiency. However, the Broncos couldn't capitalize as four trips into Oakland territory—including three in the red zone—all resulted in field goals to give Denver a 12-0 lead at halftime.

Kicker Brandon McManus was good from 41, 35, 29 and 20 yards, respectively, with the final two kicks coming on goal-to-go situations when the Broncos stalled just outside the end zone.

The Raiders received the opening kickoff to begin the second half and drove 80 yards on nine plays for the first touchdown of the game. Oakland quarterback Derek Carr found wide receiver Seth Roberts for an 11-yard score to cut the Denver lead to 12-7 with 9:47 to play in the third.

Although neither team added an offensive score in the remainder of the third period, Oakland's dominance in the field position battle ultimately changed the momentum of the game.

On third-and-9 from the Denver 3-yard-line with 1:58 left in the quarter, Raiders defensive end Khalil Mack—who tallied five sacks on the day—strip-sacked Osweiler in the end zone for a safety to cut the Broncos' lead to 12-9.

Oakland was given another break at the start of the fourth quarter when Broncos wide receiver Emmanuel Sanders fumbled a punt deep in Denver territory to set up a 16-yard touchdown pass from Carr to tight end Mychal Rivera, giving Oakland a 15-12 lead.

Both teams attempted and missed field goals in the fourth quarter, with McManus' 49-yard attempt bouncing off the left upright and Raiders kicker Sebastian Janikowski's 43-yard try sailing wide left.

The Broncos were given two final chances following the Janikowski miss to tie or take the lead but came up short on fourth-down conversations each time.

Osweiler finished the day completing 35-of-51 passes (68.6%) for 308 yards (84.4 rtg.).

## OFFICIALS:

**Referee** — Bill Vinovich (52); **Umpire** — Paul King (121); **Head Linesman** — Phil McKinley (110); **Line Judge** — Mike Spanier (90); **Side Judge** — Gary Cavalletto (60); **Field Judge** — John Jenkins (117); **Back Judge** — Jim Quirk (63); **Replay** — Larry Nemmers.

## DENVER BRONCOS

### OFFENSE

**WR** 88 D. Thomas  
**LT** 68 R. Harris  
**LG** 69 E. Mathis  
**C** 61 M. Paradis  
**RG** 65 L. Vasquez  
**RT** 79 M. Schofield  
**TE** 81 O. Daniels  
**WR** 10 E. Sanders  
**RB** 23 R. Hillman  
**QB** 17 B. Osweiler  
**TE** 80 V. Davis

### DEFENSE

**DE** 95 D. Wolfe  
**NT** 92 S. Williams  
**DE** 97 M. Jackson  
**SLB** 58 V. Miller  
**WLB** 54 S. Barrett  
**ILB** 48 B. Marshall  
**ILB** 51 T. Davis  
**LCB** 21 A. Talib  
**RCB** 25 C. Harris Jr.  
**CB** 29 B. Roby  
**FS** 26 D. Stewart

**BRONCOS SUBSTITUTIONS:** P 4 B.Colquitt, K 8 B.McManus, WR 11 J.Norwood, WR 14 C.Latimer, WR 16 B.Fowler, S 20 J. Bush, DB 33 S.Keo, CB 36 K.Webster, CB 37 L.Doss, RB 40 J.Thompson, LS 46 A.Brewer, ILB 52 C.Nelson, C 53 J.Ferentz, OLB 55 L.McCray, OLB 56 S.Ray, C/G 73 M.Garcia, TE 85 V.Green, DE 90 A.Smith, OLB 94 D.Ware, DE 96 V.Walker, NT 98 D.Kilgo. **DID NOT PLAY:** QB 13 T.Siemian, RB 22 C.Anderson, T 76 T.Polumbus. **INACTIVE:** WR 12 A.Caldwell, QB 18 P.Manning, S 30 D.Bruton Jr., S 31 O.Bolden, S 43 T.Ward, ILB 59 D.Trevathan, C 67 S.Brenner.

## OAKLAND RAIDERS

### OFFENSE

**WR** 15 M. Crabtree  
**LT** 72 D. Penn  
**LG** 66 G. Jackson  
**C** 61 R. Hudson  
**RG** 76 J. Webb  
**RT** 77 A. Howard  
**TE** 86 L. Smith  
**WR** 89 A. Cooper  
**QB** 4 D. Carr  
**RB** 28 L. Murray  
**WR** 10 S. Roberts

### DEFENSE

**DE** 96 D. Autry  
**DT** 90 D. Williams  
**NT** 78 J. Ellis  
**DE** 97 M. Edwards  
**OLB** 52 K. Mack  
**OLB** 50 C. Lofton  
**MLB** 53 M. Smith  
**CB** 29 D. Anderson  
**CB** 27 T. Mays  
**S** 24 C. Woodson  
**CB** 38 T. Carrie

**RAIDERS SUBSTITUTIONS:** P 7 M.King, K 11 S.Janikowski, WR 13 J.Ross, WR 18 A.Holmes, CB 21 D.McDonald, RB 22 T.Jones, CB 25 D.Hayden, CB 31 N.Thorpe, CB 39 K.Gill, S 42 L.Asante, FB 45 M.Reece, FB/RB 49 J.Olawale, LB 51 B.Heeney, LB 54 K.Toomer, LB 56 L.Alexander, LS 59 J.Condo, T/G 69 K.Barnes, C/G 70 T.Bergstrom, TE 81 M.Rivera, TE 88 C.Walford, DT 92 S.McGee, DT 93 L.Orr, DE 95 B.Mayowa. **DID NOT PLAY:** QB 14 M.McGlin, **INACTIVE:** S 20 N.Allen, RB 26 R.Helu, G/C 68 J.Feliciano, T/G 73 M.McCants, DE 75 S.Harris, WR 80 R.Streater, TE 82 G.Holmes.

		1	2	3	4	OT	TOTAL	FIELD GOALS (made ( ) missed)	
VISITOR	Oakland Raiders	0	0	9	6	0	15	S. Janikowski 43WL	
HOME	Denver Broncos	6	6	0	0	0	12	B. McManus (41) (35) (29) (20) 49LU	
Team	Qtr	Clock Time	PLAY DESCRIPTION (Extra Point) (Drive Info)					SCORE Visitor Home	
BRONCOS	1	9:42	B. McManus 41 yd. Field Goal (10-57, 5:18)					0	3
BRONCOS	1	2:05	B. McManus 35 yd. Field Goal (9-61, 4:26)					0	6
BRONCOS	2	4:29	B. McManus 29 yd. Field Goal (15-63, 8:37)					0	9
BRONCOS	2	0:04	B. McManus 20 yd. Field Goal (12-61, 3:32)					0	12
RAIDERS	3	9:47	S. Roberts 11 yd. pass from D. Carr (S.Janikowski kick) (9-80, 5:13)					7	12
RAIDERS	3	1:50	M. Garcia tackled in end zone by B. Mayowa for a Safety					9	12
RAIDERS	4	14:26	M. Rivera 16 yd. pass from D. Carr (pass failed) (3-11, 0:16)					15	12

## FINAL INDIVIDUAL STATISTICS

Oakland Raiders											Denver Broncos																
RUSHING	ATT	YDS	AVG	LG	TD						RUSHING	ATT	YDS	AVG	LG	TD											
L. Murray	16	27	1.7	7	0						R. Hillman	12	20	1.7	11	0											
M. Reece	2	2	1.0	2	0						B. Osweiler	3	10	3.3	5	0											
T. Jones	1	2	2.0	2	0						J. Thompson	5	8	1.6	5	0											
D. Carr	4	-1	-1.0	-1	0						C. Latimer	1	-4	-4.0	-4	0											
TOTAL	23	27	1.2	7	0						TOTAL	21	34	1.6	11	0											
PASSING	ATT	CMP	YDS	TKD/YD	TD	LG	IN	Rtg.					PASSING	ATT	CMP	YDS	TKD/YD	TD	LG	IN	Rtg.						
D. Carr	29	12	135	3/36	2	29	0	79.0					B. Osweiler	51	35	308	5/32	0	32	0	84.4						
TOTAL	29	12	135	3/36	2	29	0	79.0					TOTAL	51	35	308	5/32	0	32	0	84.4						
PASS RECEIVING	NO		YDS	AVG	LG	TD						PASS RECEIVING	NO		YDS	AVG	LG	TD									
M. Crabtree	4		19	4.8	8	0						D. Thomas	10		95	9.5	17	0									
M. Rivera	3		49	16.3	29	1						V. Davis	7		74	10.6	23	0									
C. Walford	3		47	15.7	25	0						R. Hillman	7		41	5.9	12	0									
S. Roberts	2		20	10.0	11	1						J. Thompson	4		21	5.3	8	0									
												O. Daniels	3		43	14.3	32	0									
												E. Sanders	2		17	8.5	11	0									
												B. Fowler	1		12	12.0	12	0									
												J. Norwood	1		5	5.0	5	0									
TOTAL	12		135	11.3	29	2						TOTAL	35		308	8.8	32	0									
INTERCEPTIONS	NO		YDS	AVG	LG	TD						INTERCEPTIONS	NO		YDS	AVG	LG	TD									
TOTAL	0		0	0.0	—	0						TOTAL	0		0	0.0	—	0									
PUNTING	NO	YDS	AVG	NET	TB	IN20	LG					PUNTING	NO	YDS	AVG	NET	TB	IN20	LG								
M. King	10	460	46.0	44.3	0	5	55					B. Colquitt	4	178	44.5	37.3	0	0	50								
TOTAL	10	460	46.0	44.3	0	5	55					TOTAL	4	178	44.5	37.3	0	0	50								
PUNT RETURNS	NO		YDS	AVG	FC	LG	TD						PUNT RETURNS	NO		YDS	AVG	FC	LG	TD							
J. Ross	3		29	9.7	0	22	0						E. Sanders	3		17	5.7	5	9	0							
[OUT OF BOUNDS]	1		0	0.0	0	—	0						[OUT OF BOUNDS]	2		0	0.0	0	—	0							
RETURNS	3		29	9.7	0	22	0						RETURNS	3		17	5.7	5	9	0							
KICKOFF RETURNS	NO		YDS	AVG	FC	LG	TD						KICKOFF RETURNS	NO		YDS	AVG	FC	LG	TD							
J. ROSS	2		48	24.0	0	32	0						[TOUCHBACK]	3		0	0.0	0	—	0							
[TOUCHBACK]	4		0	0.0	0	—	0						RETURNS	0		0	0.0	0	0	0							
RETURNS	2		48	24.0	0	32	0						RETURNS	0		0	0.0	0	0	0							
Oakland Raiders	Own		Opp.		Out							Denver Broncos	Own		Opp.		Out										
FUMBLES	Fum	Lost	Rec.	Yds	TD	FF	Rec.	Yds	TD	Bnds						FUMBLES	Fum	Lost	Rec.	Yds	TD	FF	Rec.	Yds	TD	Bnds	
C. Woodson	1	0	1	0	0	0	0	1	-3	0	0						R. Hillman	1	0	1	0	0	0	0	0	0	0
J. Ross	1	0	1	0	0	0	0	0	0	0						B. Osweiler	1	0	0	0	0	0	0	0	0	0	
D. Carr	1	0	0	0	0	0	0	0	0	0						E. Sanders	1	1	0	0	0	0	0	0	0	0	
A. Howard	0	0	1	0	0	0	0	0	0	0						D. Thomas	1	1	0	0	0	0	0	0	0	0	
M. Edwards	0	0	0	0	0	1	0	0	0	0						M. Garcia	0	0	1	0	0	0	0	0	0	0	
B. Heeney	0	0	0	0	0	1	0	0	0	0						V. Miller	0	0	0	0	0	1	0	0	0	0	
K. Mack	0	0	0	0	0	1	0	0	0	0						M. Schofield	0	0	0	0	0	1	0	0	0	0	
J. Condo	0	0	0	0	0	0	1	0	0	0																	
TOTAL	3	0	3	0	0	3	2	-3	0	0						TOTAL	4	2	2	0	0	2	0	0	0	0	

## FINAL TEAM STATISTICS

	RAIDERS	BRONCOS		RAIDERS	BRONCOS
TOTAL FIRST DOWNS	8	20	Fgs - PATs Had Blocked	0-0	0-0
By Rushing	1	3	Net Punting Average	44.3	37.3
By Passing	6	14	TOTAL RETURN YARDAGE (Not Including Kickoffs)	29	17
By Penalty	1	3	No. and Yards Punt Returns	3-29	3-17
THIRD DOWN EFFICIENCY	3-15-20%	4-18-22%	No. and Yards Kickoff Returns	2-48	0-0
FOURTH DOWN EFFICIENCY	0-0-0%	1-3-33%	No. and Yards Interception Returns	0-0	0-0
TOTAL NET YARDS	126	310	PENALTIES Number and Yards	10-70	4-27
Total Offensive Plays (inc. times thrown passing)	55	77	FUMBLES Number and Lost	3-0	4-2
Average gain per offensive play	2.3	4.0	TOUCHDOWNS	2	0
NET YARDS RUSHING	27	34	Rushing	0	0
Total Rushing Plays	23	21	Passing	2	0
Average gain per rushing play	1.2	1.6	EXTRA POINTS Made-Attempts	1-2	0-0
Tackles for a loss-number and yards	1-5	5-13	Kicking Made-Attempts	1-1	0-0
NET YARDS PASSING	99	276	Passing Made-Attempts	0-1	0-0
Times thrown - yards lost attempting to pass	3-36	5-32	FIELD GOALS Made-Attempts	0-1	4-5
Gross yards passing	135	308	RED ZONE EFFICIENCY	2-2-100%	0-3-0%
PASS ATTEMPTS-COMPLETIONS-HAD INTERCEPTED	29-12-0	51-35-0	GOAL TO GO EFFICIENCY	0-0-0%	0-2-0%
Avg gain per pass play (inc.# thrown passing)	3.1	4.9	SAFETIES	1	0
KICKOFFS Number-In End Zone-Touchbacks	3-3-3	6-5-4	FINAL SCORE	15	12
PUNTS Number and Average	10-46.0	4-44.5	TIME OF POSSESSION	24:02	35:58
Had Blocked	0	0			

## BRONCOS DEFENSIVE STATISTICS

(Press Box Totals)

PLAYER	UT	A	TT	S-YDS	I-YDS	PD	FF	FR	PLAYER	UT	A	TT	S-YDS	I-YDS	PD	FF	FR
C. Harris Jr.	4	0	4	0-0	0-0	1	0	0	B. Roby	2	0	2	0-0	0-0	1	0	0
T. Davis	4	0	4	0-0	0-0	0	0	0	S. Ray	1	0	1	0-0	0-0	0	0	0
V. Miller	3	0	3	1-9	0-0	1	1	0	A. Talib	1	0	1	0-0	0-0	0	0	0
S. Barrett	3	0	3	1-12	0-0	0	0	0	C. Nelson	1	0	1	0-0	0-0	0	0	0
D. Stewart	3	0	3	0-0	0-0	1	0	0	J. Bush	1	0	1	0-0	0-0	0	0	0
B. Marshall	3	0	3	0-0	0-0	0	0	0	S. Williams	1	0	1	0-0	0-0	0	0	0
D. Wolfe	2	0	2	1-15	0-0	0	0	0	A. Smith	1	0	1	0-0	0-0	0	0	0
M. Jackson	2	0	2	0-0	0-0	2	0	0	<b>TEAM TOTALS</b>	<b>32</b>	<b>0</b>	<b>32</b>	<b>3-36</b>	<b>0-0</b>	<b>6</b>	<b>1</b>	<b>0</b>



# Pittsburgh 34, Denver 27

Sunday, Dec. 20, 2015 • 4:25 p.m. EST • Heinz Field • Pittsburgh

WEATHER: Partly Cloudy, 41°, Wind SSE 8 mph • TIME: 3:31 • ATTENDANCE: 67,234

The Denver Broncos surrendered a double-digit halftime lead for the second week in a row as the Pittsburgh Steelers used 24 unanswered points to earn a 34-27 win in front of a record crowd of 67,234 at Heinz Field.

Broncos wide receiver Emmanuel Sanders, who spent his first four NFL seasons with the Steelers, paced Denver with a career high 181 receiving yards and a touchdown—including 139 in the first half alone—but the Broncos were unable to score a second-half point for the third consecutive game.

After a Denver fumble on its own 21-yard-line, the Steelers took an early 7-0 lead on a 2-yard touchdown run by running back DeAngelo Williams.

The Broncos rallied from the early miscue by going 85 yards on 12 plays on their next possession. Wide receiver Demaryius Thomas capped the drive with an 18-yard touchdown catch to tie the game at 7-7 midway through the first quarter.

After forcing a Pittsburgh three-and-out, Broncos quarterback Brock Osweiler found Sanders on the first play from scrimmage wide open up the middle for a 61-yard touchdown.

Denver safety Josh Bush intercepted Pittsburgh quarterback Ben Roethlisberger near midfield on the Steelers' next possession, and Osweiler scrambled for a 7-yard touchdown run on the ensuing drive to give Denver a 20-7 lead at the start of the second quarter.

Kicker Chris Boswell converted a 24-yard field goal to draw the Steelers within 10 points, but Osweiler connected with Thomas once again in the end zone from six yards out to give Denver its biggest lead, 27-10, with 1:56 remaining in the half.

Pittsburgh gained some momentum before halftime with a 41-yard field goal by Boswell to narrow the score to 27-13.

The Broncos were unable to maintain their offensive efficiency after the break, punting on their first six of drives of the second half. Pittsburgh capitalized on Denver's struggles and went on a 21-0 scoring tear in the final two quarters.

Roethlisberger, after being aided by multiple Denver defensive penalties, connected with wideout Antonio Brown for a 9-yard touchdown with 7:20 to play in the third and then found wide receiver Markus Wheaton to tie the game at 27-27 at the start of the fourth.

With 4:28 remaining in the game, Steelers linebacker Ryan Shazier intercepted Osweiler at the Denver 37-yard-line. The take-away set up Roethlisberger's game-winning, 23-yard touchdown pass to Brown, who finished the game with 16 receptions for 189 yards and two scores.

Denver had two final chances to tie the game—the second after linebacker Brandon Marshall intercepted Roethlisberger with 2:08 remaining—but was unable to convert on fourth down on either possession.

## OFFICIALS:

**Referee** — Carl Cheffers (51); **Umpire** — Undrey Wash (96); **Head Linesman** — Kent Payne (79); **Line Judge** — Tim Podraza (47); **Side Judge** — Scott Novak (1); **Field Judge** — Brad Freeman (88); **Back Judge** — Terrence Miles (111); **Replay** — Charles Stewart.

## DENVER BRONCOS

### OFFENSE

**WR** 88 D. Thomas  
**LT** 68 R. Harris  
**LG** 73 M. Garcia  
**C** 61 M. Paradis  
**RG** 65 L. Vasquez  
**RT** 79 M. Schofield  
**TE** 81 O. Daniels  
**WR** 10 E. Sanders  
**RB** 23 R. Hillman  
**QB** 17 B. Osweiler  
**WR** 16 B. Fowler

### DEFENSE

**DE** 95 D. Wolfe  
**NT** 92 S. Williams  
**DE** 97 M. Jackson  
**SLB** 58 V. Miller  
**WLB** 94 D. Ware  
**ILB** 54 B. Marshall  
**ILB** 59 D. Trevathan  
**LCB** 21 A. Talib  
**RCB** 25 C. Harris Jr.  
**SS** 30 D. Bruton Jr.  
**FS** 20 J. Bush

**BRONCOS SUBSTITUTIONS:** P 4 B. Colquitt, K 8 B. McManus, WR 11 J. Norwood, WR 12 A. Caldwell, QB 13 T. Siemian, WR 14 C. Latimer, RB 22 C. Anderson, CB 29 B. Roby, DB 33 S. Keo, CB 36 K. Webster, CB 37 L. Doss, RB 40 J. Thompson, LS 46 A. Brewer, OLB 48 S. Barrett, ILB 51 T. Davis, ILB 52 C. Nelson, C 53 J. Ferentz, OLB 56 S. Ray, G 69 E. Mathis, T 76 T. Polumbus, TE 80 V. Davis, TE 85 V. Green, DE 90 A. Smith, DE 96 V. Walker. **DID NOT PLAY:** None. **INACTIVE:** QB 18 P. Manning, S 26 D. Stewart, S 31 O. Bolden, S 43 T. Ward, OLB 55 L. McCray, C 67 S. Brenner, NT 98 D. Kilgo.

## PITTSBURGH STEELERS

### OFFENSE

**WR** 84 A. Brown  
**LT** 78 A. Villanueva  
**LG** 73 R. Foster  
**C** 72 C. Wallace  
**RG** 66 D. DeCastro  
**RT** 77 M. Gilbert  
**TE** 83 H. Miller  
**RB** 34 D. Williams  
**TE** 89 M. Spaeth  
**QB** 7 B. Roethlisberger  
**WR** 10 M. Bryant

### DEFENSE

**LDE** 97 C. Heyward  
**CB** 31 R. Cockrell  
**RDE** 91 R. Tuit  
**LOLB** 55 A. Moats  
**LILB** 50 R. Shazier  
**RILB** 94 L. Timmons  
**ROLB** 95 Jar. Jones  
**LCB** 22 W. Gay  
**FS** 23 M. Mitchell  
**SS** 20 W. Allen  
**RCB** 41 A. Blake

**STEELERS SUBSTITUTIONS:** P 4 J. Berry, K 9 C. Boswell, WR 11 M. Wheaton, S 21 R. Golden, CB 24 D. Grant, CB 25 B. Boykin, S 29 S. Thomas, RB 33 F. Toussaint, FB 45 R. Nix, FB 46 W. Johnson, LB 48 B. Dupree, LB 51 S. Spence, LB 57 T. Garvin, LS 60 G. Warren, DT 62 D. McCullers, C/G 64 D. Legursky, C/G 74 C. Hubbard, TE 81 J. James, WR 88 D. Heyward-Bey, DT 90 S. McLendon, LB 92 J. Harrison, DE 93 C. Thomas, LB 98 V. Williams. **DID NOT PLAY:** QB 3 L. Jones. **INACTIVE:** QB 2 M. Vick, WR/KR 13 J. Jacobs, WR 14 S. Coates, RB 30 J. Todman, LB 56 A. Chickillo, OT 79 B. Stingily, DE 96 L. Walton.

		1	2	3	4	OT	TOTAL	FIELD GOALS (made ( ) missed)	
<b>VISITOR</b>	Denver Broncos	14	13	0	0	0	27		
<b>HOME</b>	Pittsburgh Steelers	7	6	7	14	0	34	C. Boswell	(24) (41)

Team	Qtr	Clock Time	PLAY DESCRIPTION (Extra Point) (Drive Info)	SCORE Visitor Home
STEELERS	1	10:16	D. Williams 2 yd. run (C. Boswell kick) (2-21, 0:53)	0 7
BRONCOS	1	4:41	D. Thomas 18 yd. pass from B. Osweiler (B. McManus kick) (12-85, 5:35)	7 7
BRONCOS	1	3:08	E. Sanders 61 yd. pass from B. Osweiler (B. McManus kick) (1-61, 0:08)	14 7
BRONCOS	2	11:30	B. Osweiler 7 yd. run (kick failed, wr) (10-50, 4:52)	20 7
STEELERS	2	7:33	C. Boswell 24 yd. Field Goal (12-73, 3:57)	20 10
BRONCOS	2	1:56	D. Thomas 6 yd. pass from B. Osweiler (B. McManus kick) (10-80, 5:37)	27 10
STEELERS	2	0:04	C. Boswell 41 yd. Field Goal (10-51, 1:52)	27 13
STEELERS	3	7:16	A. Brown 9 yd. pass from B. Roethlisberger (C. Boswell kick) (7-58, 3:17)	27 20
STEELERS	4	12:34	M. Wheaton 9 yd. pass from B. Roethlisberger (C. Boswell kick) (5-60, 2:17)	27 27
STEELERS	4	3:24	A. Brown 23 yd. pass from B. Roethlisberger (C. Boswell kick) (3-37, 0:56)	27 34

### FINAL INDIVIDUAL STATISTICS

Denver Broncos											Pittsburgh Steelers															
RUSHING	ATT	YDS	AVG	LG	TD	RUSHING	ATT	YDS	AVG	LG	TD	RUSHING	ATT	YDS	AVG	LG	TD	RUSHING	ATT	YDS	AVG	LG	TD			
R. Hillman	14	48	3.4	14	0	D. Williams	14	26	1.9	5	1	B. Roethlisberger	3	-3	-1.0	-1	0	D. Williams	14	26	1.9	5	1			
E. Sanders	1	24	24.0	24	0	B. Roethlisberger	3	-3	-1.0	-1	0	B. Roethlisberger	3	-3	-1.0	-1	0	B. Roethlisberger	3	-3	-1.0	-1	0			
B. Osweiler	5	19	3.8	7	1																					
C. Anderson	4	14	3.5	5	0																					
T. Siemian	1	-1	-1.0	-1	0																					
TOTAL	25	104	4.2	24	1	TOTAL	17	23	1.4	5	1	TOTAL	17	23	1.4	5	1	TOTAL	17	23	1.4	5	1			
PASSING	ATT	CMP	YDS	TKD/ YD	TD	LG	IN	Rtg.	PASSING	ATT	CMP	YDS	TKD/ YD	TD	LG	IN	Rtg.	PASSING	ATT	CMP	YDS	TKD/ YD	TD	LG	IN	Rtg.
B. Osweiler	44	21	296	2/15	3	61	1	83.1	B. Roethlisberger	55	40	380	3/26	3	23	2	94.5	B. Roethlisberger	55	40	380	3/26	3	23	2	94.5
TOTAL	44	21	296	2/15	3	61	1	83.1	TOTAL	55	40	380	3/26	3	23	2	94.5	TOTAL	55	40	380	3/26	3	23	2	94.5
PASS RECEIVING	NO	YDS	AVG	LG	TD	PASS RECEIVING	NO	YDS	AVG	LG	TD	PASS RECEIVING	NO	YDS	AVG	LG	TD	PASS RECEIVING	NO	YDS	AVG	LG	TD			
E. Sanders	10	181	18.1	61	1	A. Brown	16	189	11.8	23	2	A. Brown	16	189	11.8	23	2	A. Brown	16	189	11.8	23	2			
D. Thomas	5	61	12.2	18	2	M. Bryant	10	87	8.7	15	0	M. Bryant	10	87	8.7	15	0	M. Bryant	10	87	8.7	15	0			
J. Norwood	2	29	14.5	16	0	M. Wheaton	6	62	10.3	14	1	M. Wheaton	6	62	10.3	14	1	M. Wheaton	6	62	10.3	14	1			
O. Daniels	2	14	7.0	7	0	D. Williams	5	30	6.0	19	0	D. Williams	5	30	6.0	19	0	D. Williams	5	30	6.0	19	0			
C. Anderson	1	6	6.0	6	0	H. Miller	3	12	4.0	5	0	H. Miller	3	12	4.0	5	0	H. Miller	3	12	4.0	5	0			
V. Davis	1	5	5.0	5	0																					
TOTAL	21	296	14.1	61	3	TOTAL	40	380	9.5	23	3	TOTAL	40	380	9.5	23	3	TOTAL	40	380	9.5	23	3			
INTERCEPTIONS	NO	YDS	AVG	LG	TD	INTERCEPTIONS	NO	YDS	AVG	LG	TD	INTERCEPTIONS	NO	YDS	AVG	LG	TD	INTERCEPTIONS	NO	YDS	AVG	LG	TD			
J. Bush	1	13	13.0	13	0	R. Shazier	1	0	0.0	0	0	R. Shazier	1	0	0.0	0	0	R. Shazier	1	0	0.0	0	0			
B. Marshall	1	0	0.0	0	0																					
TOTAL	2	13	6.5	13	0	TOTAL	1	0	0.0	0	0	TOTAL	1	0	0.0	0	0	TOTAL	1	0	0.0	0	0			
PUNTING	NO	YDS	AVG	NET	TB	IN20	LG	PUNTING	NO	YDS	AVG	NET	TB	IN20	LG	PUNTING	NO	YDS	AVG	NET	TB	IN20	LG			
B. Colquitt	6	258	43.0	39.2	0	1	52	J. Berry	6	232	38.7	38.0	0	4	44	J. Berry	6	232	38.7	38.0	0	4	44			
TOTAL	6	258	43.0	39.2	0	1	52	TOTAL	6	232	38.7	38.0	0	4	44	TOTAL	6	232	38.7	38.0	0	4	44			
PUNT RETURNS	NO	YDS	AVG	FC	LG	TD	PUNT RETURNS	NO	YDS	AVG	FC	LG	TD	PUNT RETURNS	NO	YDS	AVG	FC	LG	TD						
J. Norwood	1	4	4.0	0	4	0	A. Brown	3	23	7.7	1	13	0	A. Brown	3	23	7.7	1	13	0						
E. Sanders	0	0	0.0	2	—	0	[DOWNED]	1	0	0.0	0	—	0	[DOWNED]	1	0	0.0	0	—	0						
S. Keo	0	0	0.0	1	—	0	[OUT OF BOUNDS]	1	0	0.0	0	—	0	[OUT OF BOUNDS]	1	0	0.0	0	—	0						
[DOWNED]	1	0	0.0	0	—	0																				
[OUT OF BOUNDS]	1	0	0.0	0	—	0																				
RETURNS	1	4	4.0	3	4	0	RETURNS	3	23	7.7	1	13	0	RETURNS	3	23	7.7	1	13	0						
KICKOFF RETURNS	NO	YDS	AVG	FC	LG	TD	KICKOFF RETURNS	NO	YDS	AVG	FC	LG	TD	KICKOFF RETURNS	NO	YDS	AVG	FC	LG	TD						
J. Norwood	2	29	14.5	0	15	0	M. Wheaton	2	49	24.5	0	28	0	M. Wheaton	2	49	24.5	0	28	0						
A. Caldwell	1	18	18.0	0	18	0	[TOUCHBACK]	3	0	0.0	0	—	0	[TOUCHBACK]	3	0	0.0	0	—	0						
J. Thompson	1	0	0.0	0	0	0																				
C. Latimer	0	27	0.0	0	27	0																				
[TOUCHBACK]	3	0	0.0	0	—	0																				
RETURNS	4	74	18.5	0	27	0	RETURNS	2	49	24.5	0	28	0	RETURNS	2	49	24.5	0	28	0						
Denver Broncos	Fum	Lost	Own	Rec.	Yds	TD	Opp.	Rec.	Yds	TD	Bnds	Pittsburgh Steelers	Fum	Lost	Own	Rec.	Yds	TD	Opp.	Rec.	Yds	TD	Bnds			
B. Osweiler	2	0	2	-3	0	0	0	0	0	0	0	W. Allen	0	0	0	0	0	0	1	0	0	0	0			
R. Hillman	1	1	0	0	0	0	0	0	0	0	0	M. Mitchell	0	0	0	0	0	0	1	0	0	0	0			
TOTAL	3	1	2	-3	0	0	0	0	0	0	0	TOTAL	0	0	0	0	0	0	1	1	0	0	0			

### FINAL TEAM STATISTICS

	BRONCOS		STEELERS			BRONCOS		STEELERS	
TOTAL FIRST DOWNS	20		28		FGs - PATs Had Blocked	0-0		0-0	
By Rushing	4		3		Net Punting Average	39.2		38.0	
By Passing	14		21		TOTAL RETURN YARDAGE (Not Including Kickoffs)	17		23	
By Penalty	2		4		No. and Yards Punt Returns	1-4		3-23	
THIRD DOWN EFFICIENCY	9-17-53%		7-15-47%		No. and Yards Kickoff Returns	4-74		2-49	
FOURTH DOWN EFFICIENCY	0-2-0%		0-0-0%		No. and Yards Interception Returns	2-13		1-0	
TOTAL NET YARDS	385		377		PENALTIES Number and Yards	12-127		9-63	
Total Offensive Plays (inc. times thrown passing)	71		75		FUMBLES Number and Lost	3-1		0-0	
Average gain per offensive play	5.4		5.0		TOUCHDOWNS	4		4	
NET YARDS RUSHING	104		23		Rushing	1		1	
Total Rushing Plays	25		17		Passing	3		3	
Average gain per rushing play	4.2		1.4		EXTRA POINTS Made-Attempts	3-4		4-4	
Tackles for a loss-number and yards	2-8		1-2		Kicking Made-Attempts	3-4		4-4	
NET YARDS PASSING	281		354		FIELD GOALS Made-Attempts	0-0		2-2	
Times thrown - yards lost attempting to pass	2-15		3-26		RED ZONE EFFICIENCY	3-3-100%		3-4-75%	
Gross yards passing	296		380		GOAL TO GO EFFICIENCY	2-2-100%		3-4-75%	
PASS ATTEMPTS-COMPLETIONS-HAD INTERCEPTED	44-21-1		55-40-2		SAFETIES	0		0	
Avg gain per pass play (inc. # thrown passing)	6.1		6.1		FINAL SCORE	27		34	
KICKOFFS Number-In End Zone-Touchbacks	5-5-3		7-5-3		TIME OF POSSESSION	28:44		31:16	
PUNTS Number and Average	6-43-0		6-38-7						
Had Blocked	0		0						





## Broncos 20, Bengals 17 OT

Monday, Dec. 28, 2015 • 6:30 p.m. MST • Sports Authority Field at Mile High • Denver

**WEATHER:** Mostly Cloudy, 16°, Wind NE 6 mph • **TIME:** 3:22 • **ATTENDANCE:** 76,868

In their 68th all-time appearance on *Monday Night Football*, the Denver Broncos clinched their fifth consecutive playoff berth with a 20-17 overtime win over the Cincinnati Bengals at Sports Authority Field at Mile High.

On a frigid night with game-time temperatures dipping into the low teens, quarterback Brock Osweiler directed the Broncos to their third comeback win of the season against a playoff team when facing a 14-point deficit.

The victory also gave Head Coach Gary Kubiak his 11th win of the season, putting him in second place in team annals behind Red Miller (12) for most wins by a Broncos' first-year head coach.

The Bengals, who entered the game looking to ensure a first-round bye in the playoffs, cruised to a quick 14-0 lead on their first two drives and dominated the early time-of-possession battle as they held the ball for 21:14 of the first half.

The Broncos caught a break when Cincinnati kicker Mike Nugent missed a 45-yard field goal attempt, and Denver capitalized on the miss by driving 60 yard on seven plays to set up a 23-yard Brandon McManus field goal. At halftime, Cincinnati held a 14-3 advantage.

Denver received the opening kickoff of the second half and opted to go no-huddle in hopes of generating an offensive spark. Eleven plays and 81 yards later, Osweiler connected with wide receiver Emmanuel Sanders for an 8-yard score.

The Denver defense buckled down on the Bengals, forcing them to punt four times before Broncos running back C.J. Anderson scored on a 39-yard run to give the Broncos a 17-14 lead—their first lead of the day—with 11:27 remaining in the game.

Cincinnati tied the game on a 52-yard field goal with 6:51 to play, and Denver couldn't capitalize on either of its potential game-winning opportunities at the end of the fourth quarter. First, Anderson fumbled on the Bengals' 32-yard-line with 4:12 left, and on the Broncos' next drive, McManus missed a 45-yard field goal attempt to win the game with four seconds remaining, sending the game into overtime.

After Denver won the toss and elected to receive, McManus was given a shot at redemption when Osweiler directed the offense 61 yards on 14 plays to set up a field goal attempt at the Cincinnati 19-yard-line. From 37 yards out, McManus drilled the kick through the uprights to give Denver a 20-17 advantage.

On Cincinnati's second offensive play in overtime, Bengals quarterback AJ McCarron fumbled the shotgun snap and Broncos linebacker DeMarcus Ware muscled his way to the loose ball, sealing Denver's playoff-clinching win.

Osweiler finished the day completing 27-of-39 passes (69.2%) for 299 yards with one touchdown (100.3 rtg.).

### OFFICIALS:

**Referee** — Ed Hochuli (85); **Umpire** — Clay Martin (19); **Head Linesman** — Patrick Turner (13); **Line Judge** — Rusty Baynes (59); **Side Judge** — Greg Meyer (78); **Field Judge** — Adrian Hill (29); **Back Judge** — Scott Helverson (93); **Replay** — Tom Sifferman.

### DENVER BRONCOS

#### OFFENSE

**WR** 88 D. Thomas  
**LT** 68 R. Harris  
**LG** 73 M. Garcia  
**C** 61 M. Paradis  
**RG** 65 L. Vasquez  
**RT** 79 M. Schofield  
**TE** 81 O. Daniels  
**WR** 10 E. Sanders  
**RB** 23 R. Hillman  
**QB** 17 B. Osweiler  
**FB** 40 J. Thompson

#### DEFENSE

**DE** 95 D. Wolfe  
**NT** 92 S. Williams  
**DE** 97 M. Jackson  
**SLB** 58 V. Miller  
**WLB** 94 D. Ware  
**ILB** 54 B. Marshall  
**ILB** 59 D. Trevathan  
**LCB** 21 A. Talib  
**RCB** 25 C. Harris Jr.  
**SS** 43 T. Ward  
**FS** 26 D. Stewart

**BRONCOS SUBSTITUTIONS:** P 4 B.Colquitt, K 8 B.McManus, WR 11 J.Norwood, WR 12 A.Caldwell, WR 16 B.Fowler, S 20 J.Bush, RB 22 C.Anderson, CB 29 B.Roby, DB 33 S.Keo, CB 36 K.Webster, LS 46 A.Brewer, OLB 48 S.Barrett, ILB 51 T.Davis, ILB 52 C.Nelson, C 53 J.Ferentz, OLB 55 L.McCray, OLB 56 S.Ray, G 69 E.Mathis, T 76 T.Polumbus, TE 80 V.Davis, TE 85 V.Green, DE 90 A.Smith, DE 96 V.Walker. **DID NOT PLAY:** QB 13 T.Siemian. **INACTIVE:** WR 14 C.Latimer, QB 18 P.Manning, DB 27 S.Prater, S 31 O.Bolden, CB 37 L.Doss, C 67 S.Brenner, NT 98 D.Kilgo.

### CINCINNATI BENGALS

#### OFFENSE

**WR** 18 A. Green  
**LT** 77 A. Whitworth  
**LG** 65 C. Boling  
**C** 61 R. Bodine  
**RG** 68 K. Zeitlet  
**RT** 71 A. Smith  
**TE** 81 T. Kroft  
**TE** 89 R. Hewitt  
**WR** 82 M. Jones  
**QB** 5 A. McCarron  
**HB** 32 J. Hill

#### DEFENSE

**LDE** 96 C. Dunlap  
**NT** 94 D. Peko  
**DT** 97 G. Atkins  
**RDE** 90 M. Johnson  
**SLB** 50 A. Hawk  
**MLB** 58 R. Maulaluga  
**WLB** 55 V. Burfict  
**LCB** 27 D. Kirkpatrick  
**RCB** 24 A. Jones  
**SS** 36 S. Williams  
**FS** 20 R. Nelson

**BENGALS SUBSTITUTIONS:** K 2 M.Nugent, P 10 K.Huber, WR 12 M.Sanu, WR 19 B.Tate, HB 25 G.Bernard, CB 26 J.Shaw, CB 29 L.Hall, HB 30 C.Pearman, HB 33 R.Burkhead, DB 37 C.Lewis-Harris, S 40 D.Smith, LS 46 C.Harris, LB 47 P.Dawson, LB 57 V.Rey, LB 59 E.Lamur, C 60 T.Johnson, OT 70 C.Ogbuehi, OT/G 74 J.Fisher, TE 87 C.Uzomah, DT 92 P.Sims, DE 95 W.Gilberry, DT 98 B.Thompson, DE 99 M.Hunt. **DID NOT PLAY:** QB 3 K.Wenning. **INACTIVE:** QB 14 A.Dalton, WR 15 M.Alford, S 43 G.Iloka, OT/G 73 E.Winston, TE 85 T.Eifert, DT 91 M.Hardison, DE 93 W.Clarke.

		1	2	3	4	OT	TOTAL	FIELD GOALS (made ( ) missed)
<b>VISITOR</b>	Cincinnati Bengals	7	7	0	3	0	17	M. Nugent 45WR (52)
<b>HOME</b>	Denver Broncos	0	3	7	7	3	20	B. McManus (23) 45WL (37)

Team	Qtr	Clock Time	PLAY DESCRIPTION (Extra Point) (Drive Info)	SCORE Visitor Home
BENGALS	1	7:26	A. Green 5 yd. pass from A.McCarron (M. Nugent kick) (15-80, 7:34)	7 0
BENGALS	2	10:51	M. Sanu 6 yd. run (M. Nugent kick) (13-90, 7:50)	14 0
BRONCOS	2	0:14	B. McManus 23 yd. Field Goal (7-60, 2:12)	14 3
BRONCOS	3	10:14	E. Sanders 8 yd. pass from B. Osweiler (B. McManus kick) (11-81, 4:46)	14 10
BRONCOS	4	11:17	C. Anderson 39 yd. run (B. McManus kick) (2-52, 0:34)	14 17
BENGALS	4	6:46	M. Nugent 52 yd. Field Goal (11-46, 4:31)	17 17
BRONCOS	OT	10:00	B. McManus 37 yd. Field Goal (14-61, 5:00)	17 20

Final Individual Statistics																					
Cincinnati Bengals										Denver Broncos											
Rushing										Rushing											
	Att	Yds	Avg	Lg	Td						Att	Yds	Avg	Lg	Td						
J. Hill	19	63	3.3	14	0						C. Anderson	9	73	8.1	39	1					
A. McCarron	4	21	5.3	16	0						R. Hillman	9	35	3.9	8	0					
G. Bernard	8	14	1.8	5	0						B. Osweiler	3	5	1.7	6	0					
M. Sanu	2	10	5.0	6	1																
TOTAL	33	108	3.3	16	1						TOTAL	21	113	5.4	39	1					
Passing										Passing											
	Att	Cmp	Yds	TD	Lg	In	Rtg.				Att	Cmp	Yds	TD	Lg	In	Rtg.				
A. McCarron	35	22	200	2/14	1	20	0	87.8			B. Osweiler	39	27	299	3/22	1	35	0	100.3		
TOTAL	35	22	200	2/14	1	20	0	87.8			TOTAL	39	27	299	3/22	1	35	0	100.3		
Pass Receiving										Pass Receiving											
	No	Yds	Avg	Lg	Td						No	Yds	Avg	Lg	Td						
A. Green	5	57	11.4	17	1						D. Thomas	7	59	8.4	13	0					
T. Kroft	4	46	11.5	15	0						O. Daniels	5	70	14.0	26	0					
G. Bernard	4	29	7.3	9	0						E. Sanders	4	67	16.8	35	1					
M. Jones	3	33	11.0	15	0						J. Norwood	4	37	9.3	14	0					
M. Sanu	3	29	9.7	20	0						R. Hillman	4	37	9.3	14	0					
J. Hill	2	-2	-1.0	2	0						B. Fowler	1	13	13.0	13	0					
R. Burkhead	1	8	8.0	8	0						C. Anderson	1	8	8.0	8	0					
											V. Green	1	8	8.0	8	0					
TOTAL	22	200	9.1	20	1						TOTAL	27	299	11.1	35	1					
Interceptions										Interceptions											
	No	Yds	Avg	Lg	Td						No	Yds	Avg	Lg	Td						
TOTAL	0	0	0.0	—	0						TOTAL	0	0	0.0	—	0					
Punting										Punting											
	No	Yds	Avg	Net	TB	In20	Lg				No	Yds	Avg	Net	TB	In20	Lg				
K. Huber	5	237	47.4	35.4	2	1	56				B. Colquitt	5	217	43.4	41.8	0	3	54			
TOTAL	5	237	47.4	35.4	2	1	56				TOTAL	5	217	43.4	41.8	0	3	54			
Punt Returns										Punt Returns											
	No	Yds	Avg	FC	Lg	Td					No	Yds	Avg	FC	Lg	Td					
B. Tate	4	8	2.0	0	7	0					J. Norwood	1	14	14.0	1	14	0				
[OUT OF BOUNDS]	1	0	0.0	0	—	0					S. Keo	1	6	6.0	0	6	0				
											[TOUCHBACK]	2	0	0.0	0	—	0				
RETURNS	4	8	2.0	0	7	0					RETURNS	2	20	10.0	1	14	0				
Kickoff Returns										Kickoff Returns											
	No	Yds	Avg	FC	Lg	Td					No	Yds	Avg	FC	Lg	Td					

FINAL TEAM STATISTICS									
	BENGALS		BRONCOS			BENGALS		BRONCOS	
TOTAL FIRST DOWNS	22	22	FGs - PATs Had Blocked			0-0	0-0		
By Rushing	6	5	Net Punting Average			35.4	41.8		
By Passing	14	3	TOTAL RETURN YARDAGE (Not Including Kickoffs)			8	20		
By Penalty	2	4	No. and Yards Punt Returns			4-8	2-20		
THIRD DOWN EFFICIENCY	10-17-59%	4-11-36%	No. and Yards Kickoff Returns			2-34	3-68		
FOURTH DOWN EFFICIENCY	0-0-0%	0-0-0%	No. and Yards Interception Returns			0-0	0-0		
TOTAL NET YARDS	294	390	PENALTIES Number and Yards			6-45	5-40		
Total Offensive Plays (inc. times thrown passing)	70	63	FUMBLES Number and Lost			1-1	1-1		
Average gain per offensive play	4.2	6.2	TOUCHDOWNS			2	2		
NET YARDS RUSHING	108	113	Rushing			1	1		
Total Rushing Plays	33	21	Passing			1	1		
Average gain per rushing play	3.3	5.4	EXTRA POINTS Made-Attempts			2-2	2-2		
Tackles for a loss-number and yards	2-4	0-0	Kicking Made-Attempts			2-2	2-2		
NET YARDS PASSING	186	277	FIELD GOALS Made-Attempts			1-2	2-3		
Times thrown - yards lost attempting to pass	2-14	3-22	RED ZONE EFFICIENCY			2-2-100%	1-3-33%		
Criss yards - passing	200	299	GOAL TO GO EFFICIENCY			2-2-100%	0-1-0%		
PASS ATTEMPTS-COMPLETIONS-HAD INTERCEPTED	35-22-0	39-27-0	SAFETIES			0	0		
Avg gain per pass play (inc.# thrown passing)	5-0	6.6	FINAL SCORE			17	20		
KICKOFFS Number-In End Zone-Touchbacks	5-5-2	5-3-3	TIME OF POSSESSION			37:28	27:50		
PUNTS Number and Average	5-47.4	5-43.4							
Had Blocked	0	0							

Broncos Defensive Statistics																	
(Press Box Totals)																	
Player	UT	A	TT	S-YDS	I-YDS	PD	FF	FR	Player	UT	A	TT	S-YDS	I-YDS	PD	FF	FR
D. Trevathan	8	4	12	0-0	0-0	0	0	0	D. Stewart	2	1	3	0-0	0-0	0	0	0
B. Marshall	5	2	7	0-0	0-0	0	0	0	A. Talib	2	0	2	0-0	0-0	0	0	0
C. Harris Jr.	5	0	5	0-0	0-0	1	0	0	S. Keo	1	0	1	0-0	0-0	0	0	0
V. Walker	4	1	5	1-9	0-0	0	0	0	S. Barrett	1	0	1	0-0	0-0	0	0	0
B. Roby	4	0	4	0-0	0-0	1	0	0	T. Ward	1	0	1	0-0	0-0	0	0	0
D. Wolfe	3	0	3	1-5	0-0	0	0	0	B. Bush	1	0	1	0-0	0-0	0	0	0
V. Miller	3	0	3	0-0	0-0	0	0	0	S. Ray	1	0	1	0-0	0-0	0	0	0
D. Ware	2	1	3	0-0	0-0	0	0	1	S. Williams	0	1	1	0-0	0-0	0	0	0
M. Jackson	2	1	3	0-0	0-0	0	0	0	TEAM TOTALS	45	11	56	2-14	0-0	2	0	1



## Denver 27, San Diego 20

Sunday, Jan. 3, 2016 • 2:25 p.m. MST • Sports Authority Field at Mile High • Denver

WEATHER: Mostly Sunny, 50°, Wind N 5 mph • TIME: 3:21 • ATTENDANCE: 76,844

The Denver Broncos closed the 2015 regular season by clinching their fifth-consecutive AFC West division title and a No. 1 conference seed in a 27-20 comeback win against the San Diego Chargers at Sports Authority Field at Mile High.

Denver overcame five turnovers against San Diego, and quarterback Peyton Manning came off the bench for the first time in his NFL career to replace starter Brock Osweiler and jump-start the Broncos mistake-prone offense in the second half.

The Broncos' offense moved the ball effectively early, as Osweiler connected with wide receiver Demaryius Thomas on the second play from scrimmage for a 72-yard touchdown to give Denver a 7-0 lead.

The Broncos racked up several more explosive plays in the first two quarters, but their four giveaways before halftime—two fumbles and two interceptions—allowed the Chargers to keep pace and enter the break down just 7-6 despite managing only 93 total yards in the first half.

After another Broncos fumble—their fifth turnover of the game—at the start of the third quarter, the Chargers took a 13-7 lead when quarterback Philip Rivers found tight end Antonio Gates for a 13-yard score with 8:27 to play in the period.

On Denver's next possession, Manning returned to the field to a loud ovation from the crowd after missing the previous six games with a foot injury.

Manning directed the Broncos 80 yards on his first drive, capped by a 1-yard score from running back C.J. Anderson to take back the lead, 14-13.

Broncos kicker Brandon McManus later converted a 48-yard field goal to stretch the lead to 17-13, but the Chargers responded on their next offensive play as Rivers threw an 80-yard touchdown pass to wide receiver Tyrell Williams.

McManus tied the game at 20-20 with 9:48 left in the fourth quarter on a 35-yard field goal to finish Denver's ensuing drive.

With the Chargers in control of the ball with five minutes remaining, Broncos safety Shiloh Keo intercepted Rivers near midfield and returned the ball 22 yards. Denver capitalized on the takeaway as running back Ronnie Hillman ran 23 yards for a touchdown to put the Broncos up 27-20.

The Denver defense shut down San Diego on its final opportunity to tie the game, sealing the division championship and the win.

By holding the Chargers to 137 total net yards of offense, the Broncos' defense solidified itself as the No. 1 unit in the NFL for the first time in franchise history.

Head Coach Gary Kubiak also earned his 12th win of the season to tie Red Miller (1977) for the most wins in team history by a head coach in his first year with the team.

### OFFICIALS:

**Referee** — Ronald Torbert (62); **Umpire** — Carl Paganelli (124); **Head Linesman** — Jim Howey (37); **Line Judge** — Mark Steinkerchner (84); **Side Judge** — Scott Edwards (3); **Field Judge** — Aaron Santi (50); **Back Judge** — Greg Yette (38); **Replay** — Bill Spyskmas.

### DENVER BRONCOS

#### OFFENSE

**WR** 88 D. Thomas  
**LT** 68 R. Harris  
**LG** 73 M. Garcia  
**C** 61 M. Paradis  
**RG** 65 L. Vasquez  
**RT** 79 M. Schofield  
**TE** 81 O. Daniels  
**WR** 10 E. Sanders  
**RB** 23 R. Hillman  
**QB** 17 B. Osweiler  
**WR** 11 J. Norwood

#### DEFENSE

**DE** 95 D. Wolfe  
**NT** 92 S. Williams  
**DE** 97 M. Jackson  
**SLB** 58 V. Miller  
**ILB** 94 D. Ware  
**WLB** 54 B. Marshall  
**ILB** 59 D. Trevathan  
**LCB** 21 A. Talib  
**RCB** 25 C. Harris Jr.  
**SS** 43 T. Ward  
**FS** 26 D. Stewart

**BRONCOS SUBSTITUTIONS:** P 4 B. Colquitt, K 8 B. McManus, WR 14 C. Latimer, WR 16 B. Fowler, QB 18 P. Manning, S 20 J. Bush, RB 22 C. Anderson, CB 29 B. Roby, DB 33 S. Keo, CB 36 K. Webster, RB 40 J. Thompson, LS 46 A. Brewer, OLB 48 S. Barrett, ILB 51 T. Davis, ILB 52 C. Nelson, C 53 J. Ferentz, OLB 55 L. McCray, OLB 56 S. Ray, G 69 E. Mathis, T 76 T. Polunbush, TE 80 V. Davis, TE 85 V. Green, DE 90 A. Smith, DE 96 V. Walker. **DID NOT PLAY:** None. **INACTIVE:** WR 12 A. Caldwell, QB 13 T. Siemian, S 31 O. Bolden, CB 37 L. Doss, C 67 S. Brenner, G 70 R. Myers, NT 98 D. Kilgo.

### SAN DIEGO CHARGERS

#### OFFENSE

**WR** 80 M. Floyd  
**LT** 75 C. Hairston  
**LG** 79 K. Wiggins  
**C** 60 T. Robinson  
**RG** 76 D. Fluker  
**RT** 72 J. Barksdale  
**TE** 83 J. Phillips  
**TE** 88 D. Johnson  
**WR** 15 D. Inman  
**QB** 17 P. Rivers  
**RB** 34 D. Brown

#### DEFENSE

**DE** 91 K. Reyes  
**DB** 33 G. Ducre  
**DT** 90 R. Mathews  
**OLB** 54 M. Ingram  
**ILB** 50 M. Te'o  
**ILB** 52 D. Perryman  
**OLB** 97 J. Attaochu  
**LCB** 26 P. Robinson  
**CB** 29 C. Mager  
**SS** 37 J. Adair  
**FS** 31 A. Phillips

**CHARGERS SUBSTITUTIONS:** K 2 J. Lambo, P 5 M. Scifres, WR 16 T. Williams, CB 20 C. Vaughn, CB 23 S. Williams, DB 27 B. Ross, DB 30 M. Daniels, RB 36 D. Smith, RB 39 D. Woodhead, LS 47 M. Windt, ILB 48 N. Dzubnar, OLB 51 K. Emanuel, ILB 56 D. Butler, ILB 57 J. Mays, C 66 J. Walton, G/T 70 J. Linkenbach, DT 71 D. Square, T 78 T. Burwell, WR 81 J. Herndon, TE 85 A. Gates, NT 92 R. Carrethers, DE 93 D. Philon, OLB 99 C. Law. **DID NOT PLAY:** QB 10 K. Clemens. **INACTIVE:** WR 11 S. Johnson, CB 22 J. Verrett, TE 45 A. Cleveland, ILB 53 K. Conner, G 74 O. Franklin, T 77 K. Dunlap, TE 84 S. McGrath.

		1	2	3	4	OT	TOTAL	FIELD GOALS (made ( ) missed)	
<b>VISITOR</b>	San Diego Chargers	3	3	7	7	0	20	J. Lambo	(50) (42)
<b>HOME</b>	Denver Broncos	7	0	7	13	0	27	B. McManus	(48) (35)

Team	Qtr	Clock Time	PLAY DESCRIPTION (Extra Point) (Drive Info)	SCORE Visitor	SCORE Home
BRONCOS	1	14:29	D. Thomas 72 yd. pass from B. Osweiler (B. McManus kick) (2-80, 0:31)	0	7
CHARGERS	1	10:10	J. Lambo 50 yd. Field Goal (10-48, 4:19)	3	7
CHARGERS	2	5:52	J. Lambo 42 yd. Field Goal (4-4, 0:58)	6	7
CHARGERS	3	8:18	A. Gates 13 yd. pass from P. Rivers (J. Lambo kick) (5-32, 3:05)	13	7
BRONCOS	3	5:24	C. Anderson 1 yd. run (B. McManus kick) (8-80, 2:54)	13	14
BRONCOS	4	13:09	B. McManus 48 yd. Field Goal (7-32, 2:20)	13	17
CHARGERS	4	12:58	T. Williams 80 yd. pass from P. Rivers (J. Lambo kick) (1-80, 0:11)	20	17
BRONCOS	4	9:45	B. McManus 35 yd. Field Goal (7-63, 3:13)	20	20
BRONCOS	4	4:44	R. Hillman 23 yd. run (B. McManus kick) (1-23, 0:06)	20	27

## FINAL INDIVIDUAL STATISTICS

San Diego Chargers										Denver Broncos														
RUSHING	ATT	YDS	AVG	LG	TD						RUSHING	ATT	YDS	AVG	LG	TD								
D. Brown	21	81	3.9	20	0						R. Hillman	15	117	7.8	23	1								
J. Herndon	1	13	13.0	13	0						C. Anderson	15	95	6.3	27	1								
D. Woodhead	5	11	2.2	4	0						P. Manning	2	-2	-1.0	-1	0								
P. Rivers	2	5	2.5	5	0																			
TOTAL	29	110	3.8	20	0						TOTAL	32	210	6.6	27	2								
PASSING	ATT	CMP	YDS	TKD/YD	TD	LG	IN	Rtg.						PASSING	ATT	CMP	YDS	TKD/YD	TD	LG	IN	Rtg.		
P. Rivers	35	21	228	3/21	2	80	1	86.4						B. Osweiler	22	14	232	1/8	1	72	2	76.3		
														P. Manning	9	5	69	1/0	0	18	0	80.3		
TOTAL	35	21	228	3/21	2	80	1	86.4						TOTAL	31	19	301	2/8	1	72	2	77.5		
PASS RECEIVING			NO	YDS	AVG	LG	TD						PASS RECEIVING			NO	YDS	AVG	LG	TD				
D. Woodhead			8	51	6.4	16	0						D. Thomas			5	117	23.4	72	1				
A. Gates			3	34	11.3	13	1						E. Sanders			5	99	19.8	46	0				
D. Inman			3	25	8.3	9	0						J. Norwood			3	48	16.0	34	0				
J. Herndon			3	18	6.0	10	0						R. Hillman			2	10	5.0	8	0				
T. Williams			2	90	45.0	80	1						O. Daniels			1	15	15.0	15	0				
D. Brown			2	10	5.0	6	0						V. Green			1	14	14.0	14	0				
													B. Fowler			1	3	3.0	3	0				
													C. Anderson			1	-5	-5.0	-5	0				
TOTAL			21	228	10.9	80	2						TOTAL			19	301	15.8	72	1				
INTERCEPTIONS			NO	YDS	AVG	LG	TD						INTERCEPTIONS			NO	YDS	AVG	LG	TD				
A. Phillips			1	39	39.0	39	0						S. Keo			1	22	22.0	22	0				
S. Williams			1	6	6.0	6	0																	
TOTAL			2	45	22.5	39	0						TOTAL			1	22	22.0	22	0				
PUNTING		NO	YDS	AVG	NET	TB	IN20	LG						PUNTING		NO	YDS	AVG	NET	TB	IN20	LG		
M. Scifres		7	355	50.7	43.1	1	1	56						B. Colquitt		3	134	44.7	44.7	0	1	53		
TOTAL		7	355	50.7	43.1	1	1	56						TOTAL		3	134	44.7	44.7	0	1	53		
PUNT RETURNS		NO	YDS	AVG	FC	LG	TD						PUNT RETURNS		NO	YDS	AVG	FC	LG	TD				
J. Herndon		1	0	0.0	2	0	0						J. Norwood		3	33	11.0	1	12	0				
													[DOWNED]		2	0	0.0	0	—	0				
													[TOUCHBACK]		1	0	0.0	0	—	0				
RETURNS		1	0	0.0	2	0	0						RETURNS		3	33	11.0	1	12	0				
KICKOFF RETURNS		NO	YDS	AVG	FC	LG	TD						KICKOFF RETURNS		NO	YDS	AVG	FC	LG	TD				
C. Vaughn		1	17	17.0	0	17	0						[TOUCHBACK]		5	0	0.0	0	—	0				
[TOUCHBACK]		5	0	0.0	0	—	0																	
RETURNS		1	17	17.0	0	17	0						RETURNS		5	0	0.0	0	—	0				
San Diego Chargers										Denver Broncos														
FUMBLES	Fum	Lost	Own	Rec.	Yds	TD	FF	Rec.	Yds	TD	Out	FUMBLES	Fum	Lost	Own	Rec.	Yds	TD	FF	Rec.	Yds	TD	Out	
J. Herndon	1	0	0	0	0	0	0	0	0	0	0	C. Anderson	1	1	0	0	0	0	0	0	0	0	0	
D. Inman	1	0	0	0	0	0	0	0	0	0	1	B. Osweiler	1	1	0	0	0	0	0	0	0	0	0	
P. Rivers	1	0	0	-3	0	0	0	0	0	0	0	E. Sanders	1	1	0	0	0	0	0	0	0	0	0	
M. Daniels	0	0	1	0	0	0	0	0	0	0	0	S. Barrett	0	0	0	0	0	0	1	0	0	0	0	
D. Woodhead	0	0	1	0	0	0	0	0	0	0	0													
S. Williams	0	0	0	0	0	0	2	1	0	0	0													
M. Te'o	0	0	0	0	0	0	1	0	0	0	0													
J. Addae	0	0	0	0	0	0	0	1	0	0	0													
D. Square	0	0	0	0	0	0	0	1	0	0	0													
TOTAL	3	0	2	-3	0	3	3	0	0	0	1	TOTAL	3	3	0	0	0	0	1	0	0	0	0	

## FINAL TEAM STATISTICS

	CHARGERS		BRONCOS			CHARGERS		BRONCOS	
TOTAL FIRST DOWNS	15		21		FGs - PATs Had Blocked	0-0		0-0	
By Rushing	5		11		Net Punting Average	43.1		44.7	
By Passing	8		10		TOTAL RETURN YARDAGE (Not Including Kickoffs)	45		55	
By Penalty	2		0		No. and Yards Punt Returns	1-0		3-33	
THIRD DOWN EFFICIENCY	6-18-33%		5-11-45%		No. and Yards Kickoff Returns	1-17		0-0	
FOURTH DOWN EFFICIENCY	0-2-0%		0-0-0%		No. and Yards Interception Returns	2-45		1-22	
TOTAL NET YARDS	317		503		PENALTIES Number and Yards	7-45		6-35	
Total Offensive Plays (inc. times thrown passing)	67		65		FUMBLES Number and Lost	3-0		3-3	
Average gain per offensive play	4.7		7.7		TOUCHDOWNS	2		3	
NET YARDS RUSHING	110		210		Rushing	0		2	
Total Rushing Plays	29		32		Passing	1		2	
Average gain per rushing play	3.8		6.6		EXTRA POINTS Made-Attempts	2-2		3-3	
Tackles for a loss-number and yards	3-4		3-4		Kicking Made-Attempts	2-2		3-3	
NET YARDS PASSING	207		293		FIELD GOALS Made-Attempts	2-2		2-2	
Times thrown - yards lost attempting to pass	3-21		2-8		RED ZONE EFFICIENCY	1-1-100%		1-2-50%	
Gross yards passing	228		301		GOAL TO GO EFFICIENCY	0-0-0%		1-1-100%	
PASS ATTEMPTS-COMPLETIONS-HAD INTERCEPTED	35-21-1		31-19-2		SAFETIES	0		0	
Avg gain per pass play (inc.# thrown passing)	5.4		8.9		FINAL SCORE	20		27	
KICKOFFS Number-In End Zone-Touchbacks	5-51		6-55		TIME OF POSSESSION	34:32		25:28	
PUNTS Number and Average	7-50.7		3-44.7						
Had Blocked,	0		0						





## BRONCOS ALL-TIME DRAFT CHOICES

### NUMBER OF DRAFT CHOICES PER SCHOOL

- 19 — Florida
- 14 — Colorado, Georgia, Miami (Fla.), Nebraska
- 13 — Houston, Southern California
- 12 — Louisiana State, Michigan State
- 11 — Washington
- 10 — Arizona State, Michigan, Notre Dame
- 9 — Arkansas, Maryland, Ohio State, Oklahoma, Purdue, Virginia Tech
- 8 — Arizona, Clemson, Georgia Tech, Minnesota, Mississippi, Oregon, Syracuse, Texas, Utah State, Washington State
- 7 — Baylor, Boise State, Iowa, Kansas, North Carolina
- 6 — Auburn, Boston College, Brigham Young, California, Florida A&M, Northwestern, Oklahoma State, San Diego, Tennessee, Texas A&M, UCLA, Virginia
- 5 — Alabama, Alcorn State, Colorado State, Grambling, Illinois, Mississippi State, Penn State, Pittsburgh, San Jose State, Texas Christian, Tulane, Utah
- 4 — Arkansas State, Bowling Green/Bowling Green State, Florida State, Idaho, Indiana, Iowa State, Jackson State, Kentucky, Louisville, Maryland-Eastern Shore, Miami (Ohio), Northern Arizona, Oregon State, Pacific, South Carolina, Southern, Stanford, Texas A&I/Texas A&M Kingsville, Texas Tech, Tulsa, Wisconsin, Wyoming
- 3 — Detroit, Duke, Kansas State, Montana State, North Texas State, Rice, Richmond, Tennessee State, Texas-El Paso, Toledo, Weber State
- 2 — Alabama A&M, Bakersfield J.C., Boston University, Central Florida, Central State (Okla.), Cincinnati, Fresno State, Hawaii, Hillsdale, Hofstra, Holy Cross, Idaho State, Kent State, Marshall, Massachusetts, Missouri, Nevada-Las Vegas, New Mexico, New Mexico State, North Carolina Central, North Carolina State, North Dakota, Ohio, Southern Mississippi, Tuskegee, Villanova, Wake Forest, Western Illinois, Western Michigan
- 1 — Abilene Christian, Air Force, Akron, Albany State, Albion, Arkansas-Pine Bluff, Augustana (S.D.), Ball State, Benedictine, Bloomsburg, C.W. Post, Cal. State-Humboldt, Central Michigan, Colorado College, Cornell College (Iowa), Dayton, Delaware State, Denver, Drake, Dubuque, East Carolina, Eastern Illinois, Elon College, Evansville, Findlay, Florence State, Fort Valley State, Furman, Harding, Howard, Howard Payne, James Madison, Kutztown, Lamar, Liberty, Long Beach State, Louisiana Tech, Maine, McNeese State, Memphis, Memphis State, Middle Tennessee State, Mississippi Valley State, Mississippi College, Morgan State, Muskingum, Nevada, Northeastern Louisiana, Northeastern Missouri State, Nebraska-Omaha, New Mexico Highlands, Norfolk State, North Alabama, North Dakota State, Northern Illinois, Occidental, Parsons College, Portland State, Southeastern Louisiana, Salem College (W.V.), Santa Ana J.C., Savannah State, South Carolina State, South Dakota, South Dakota State, South Dakota Tech, South Florida, Southern Methodist, Tampa, Temple, Tennessee Tech, Tennessee-Martin, Trinity (Conn.), Troy State, Valparaiso, Vanderbilt, Vermont, Virginia Military, Wayne State (Neb.), West Texas State, West Virginia, Western Kentucky, Wichita State, William & Mary, Wisconsin-Whitewater, Wittenburg, Yankton College

### BRONCOS ALL-TIME FIRST-ROUND PICKS (SINCE 1967)

Year	Ovr.	Name	Pos.	School	Year	Ovr.	Name	Pos.	School
1967	6	Floyd Little	HB	Syracuse	1996	15	John Mobley	LB	Kutztown
1970	11	Bobby Anderson	RB	Colorado	1997	28	Trevor Pryce	DT	Clemson
1971	12	Marv Montgomery	T	Southern Calif.	1998	30	Marcus Nash	WR	Tennessee
1972	5	Riley Odoms	TE	Houston	1999	31	Al Wilson	LB	Tennessee
1973	9	Otis Armstrong	RB	Purdue	2000	15	Deltha O'Neal	CB	California
1974	14	Randy Gradishar	LB	Ohio State	2001	24	Willie Middlebrooks	CB	Minnesota
1975	17	Louis Wright	CB	San Jose State	2002	19	Ashley Lelie	WR	Hawaii
1976	15	Tom Glassic	G	Virginia	2003	20	George Foster	T	Georgia
1977	18	Steve Schindler	G	Boston College	2004	17	D.J. Williams	LB	Miami (Fla.)
1978	27	Don Latimer	DT	Miami (Fla.)	2006	11	Jay Cutler	QB	Vanderbilt
1979	22	Kelvin Clark	T	Nebraska	2007	17	Jarvis Moss	DE	Florida
1981	15	Dennis Smith	S	Southern Calif.	2008	12	Ryan Clady	T	Boise State
1982	21	Gerald Willhite	RB	San Jose State	2009	12	Knowshon Moreno	RB	Georgia
1983	4	Chris Hinton	G	Northwestern	2009	18	Robert Ayers	DE	Tennessee
1985	26	Steve Sewell	RB	Oklahoma	2010	22	Demaryius Thomas	WR	Georgia Tech
1987	27	Ricky Nattiel	WR	Florida	2010	25	Tim Tebow	QB	Florida
1988	26	Ted Gregory	NT	Syracuse	2011	2	Von Miller	LB	Texas A&M
1989	20	Steve Atwater	S	Arkansas	2013	28	Sylvester Williams	DT	North Carolina
1991	4	Mike Croel	LB	Nebraska	2014	31	Bradley Roby	CB	Ohio State
1992	25	Tommy Maddox	QB	UCLA	2015	23	Shane Ray	LB	Missouri
1993	11	Dan Williams	DE	Toledo	2016	26	Paxton Lynch	QB	Memphis



## ALL-TIME DRAFT CHOICES

### 1960 (FIRST SELECTIONS)

\*The 1960 draft class was released in alphabetical order, however, C Roger LeClerc (Trinity, CT) holds the distinction of being the franchise's first draft choice.

Name	Pos.	School
Harry Ball	T	Boston College
Charley Britt	QB	Georgia
Dave Canary	E	Cincinnati
Paul Candro	HB	Boston University
Bill Carrico	G	North Texas State
Larry Cundiff	C	Michigan State
Bernard Darre	T	Tulane
Roger Davis	T	Syracuse
Lonnie Dennis	G	Brigham Young
John Dings	T-G	Detroit
Maurice Doke	G	Texas
Mike Dowdle	FB	Texas
Wayne Hawkins	T	Pacific
Gary Huber	C	Miami (Ohio)
Dave Hudson	E	Florida
Claude King	HB	Houston
Don Klochak	FB	North Carolina
Roger LeClerc*	C	Trinity (CT)
Dean Look	QB	Michigan State
Bill Mathis	HB	Clemson
Ken McNeece	T-G	San Jose State
James Monroe	QB	Arkansas
Ray Norton	HB	San Jose State
Robert Rosbaugh	HB	Miami (Fla.)
Mel Semenko	E	Colorado
Lebron Shields	T	Tennessee
Jack Spikes	FB	Texas Christian
Howard Turley	E	Louisville
Jim Walden	QB	Wyoming
Willie West	HB	Oregon
John Willener	G	Oregon
Bob Yates	T	Syracuse
Ken Young	E	Valparaiso
Bob Zimpter	T-G	Bowling Green

### 1960 (SECOND SELECTIONS)

Name	Pos.	School
Mel Branch	T-G	Louisiana State
Ronnie Cain	E	Kentucky
Jack Campbell	E	Toledo
Tom Chapman	E	Detroit
LaVelle Coleman	HB	Western Michigan
Jim Colvin	T-G	Houston
Teddy Foret	T-G	Auburn
Bobby Green	HB	Florida
Jack Hanlon	HB	Penn State
George Hershberger	T-G	Wichita State
Sam Homer	HB	Virginia Military
Bob Hudson	E	Clemson
Vic Jones	HB	Indiana
Billy Luplow	T-G	Arkansas
George Phelps	HB	Cornell College (Iowa)
Tom Roberts	T-G	Georgia Tech
Sam Stenger	C	Denver
Olin Treadway	QB	Iowa
John Wilkins	T-G	So. California
Emmet Wilson	T-G	Georgia Tech

### 1961

Rd.	Name	Pos.	School
1	Bob Gaiters	HB	New Mexico State
2	Jerry Hill	HB	Wyoming
3	Chas Strange	C	Louisiana State
4a	Roland McDole	T	Nebraska
4b	Sonny Davis	E	Baylor
5	Charles Cowan	E	New Mex. Highlands
6	Dale Evans	HB	Kansas State
7	Pat Patchen	E	Florida

9	Phil Nugent	QB	Tulane
10	Chas. Sturgeon	HB	Kentucky
11	John Simko	E	Augustana (S.D.)
12	Jerry Miller	E	Howard Payne
13	Ron Greene	G	Washington State
14	Bill Cooper	FB	Muskingum
15	Willie Crafts	G	Texas A&I
16	Jim Larkin	T	Hillsdale
17	Chuck Weiss	FB	Colorado
18	Chick Graning	HB	Georgia Tech
19	John Hobbs	G	Maryland-E. Shore
20	Buck McLeod	T	Baylor
21	Jim Morgan	HB	Iowa State
22	Tom Hackler	E	Tennessee Tech
23	Tom Jewell	T	Idaho State
24	E. A. Simms	E	New Mexico State
25	Pete Samms	T	Central State (Okla.)
26	Sam Smith	HB	Florence State
27	Donald Olson	HB	Nebraska
28	Wayne Lee	G	Colorado State
29	Archie Cobb	T	Nebraska
30	Dave Mills	HB	N.E. Missouri State

### 1962

Rd.	Name	Pos.	School
1	Merlin Olsen	T	Utah State
2	Jerry Hillebrand	E	Colorado
3	Charles Holmes	FB	Maryland-E. Shore
4	John Furman	QB	Texas-El Paso
7	John McGeever	HB	Auburn
8	Elbert Harris	HB	S.E. Louisiana
9	Larry Jepson	C	Furman
10	Gale Weidner	QB	Colorado
11	Mike Kline	G	Oregon State
13	Bob Cegelski	C	Montana State
14	Sonny Gibbs	QB	Texas Christian
15	Bill Loudon	G	Benedictine
16	Gary Ballman	HB	Michigan State
17	Jerry Tarr	E	Oregon
18	Pete Schenk	E	Washington State
20	Mike Martin	E	Washington State
21	Jim Perkins	T	Colorado
22	Don Kasso	HB	Oregon State
23	Ken Tureaud	HB	Michigan
24	Neil Thomas	G	Hillsdale
25	Dave Edwards	E	Auburn
26	Jim Roberts	T	Mississippi
27	Andy VonSonn	C	UCLA
28	Paul Holmes	T	Georgia
29	Lynn Hoyem	C	Long Beach State
30	Walter Mince	HB	Arizona
31	Bill Williamson	T	Bakersfield J.C.
32	Vester Flanagan	T	Cal. State-Humboldt
33	Duane Allen	E	Santa Ana J.C.
34	Steve Stonebraker	E	Detroit

### 1963

Rd.	Name	Pos.	School
1	Kermit Alexander	HB	UCLA
2a	Ray Poage	FB	Texas
2b	Tom Nomina	T	Miami (Ohio)
3	Tommy Janik	HB	Texas A&I
4	Lou Slaby	LB	Pittsburgh
5	Ray Mansfield	C	Washington
6	Anton Peters	T	Florida
7a	Mickey Slaughter	QB	Louisiana Tech
7b	Paul Flatley	E	Northwestern
8a	Hewritt Dixon	FB	Florida A&M
8b	John Griffin	HB	Memphis State
9	Marv Fleming	E	Utah
10a	Lonnie Sanders	HB	Michigan State
10b	Pat Richter	E	Wisconsin
11	Billy Joe	FB	Villanova
12	John Gamble	E	Pacific



13	James Maples	C	Baylor
15	Winston Freeman	E	North Texas State
16	David Crossan	G	Maryland
17	Bob Paremore	HB	Florida A&M
18	Charles Mitchell	HB	Washington
19a	Frank Baker	FB	Toledo
19b	Bruce Starling	HB	Florida
20	Dan Grimm	G	Colorado
21	Ross Nolan	E	N.E. Louisiana
22	Dave Mathiesen	QB	Washington State
23	Billy Moody	HB	Arkansas
24	C.B. Simons	LB	Stanford
25	Forest Farmer	LB	Purdue
26	Monte Day	T	Fresno State
27	John Sellers	T	Bakersfield J.C.
28	Bill Reddell	HB	Occidental
29	Kern Carson	HB	San Diego State

## 1964

Rd.	Name	Pos.	School
1	Bob Brown	T	Nebraska
3a	Marv Woodson	DB	Indiana
3b	Matt Snorton	DE-E	Michigan State
6a	Don Shackleford	T	Pacific
6b	Al Denson	FL	Florida A&M
7	Ray Kubala	C-T	Texas A&M
7a	Jerry Richardson	LB	West Texas State
8	Wally Hilgenberg	G-LB	Iowa
9	John Mims	T	Rice
12	Paul Krause	DB	Iowa
13	Charlie Parker	G	Southern Mississippi
14	Bob Hayes	HB	Florida A&M
15	Chuck Logan	E	Northwestern
16	Bob Cherry	E	Wittenburg
17	Jim McNaughton	E	Utah State
18	George Mira	QB	Miami (Fla.)
19	Odell Barry	FL	Findlay
21	Dick Herzing	T	Drake
22	Gary Lewis	HB	Arizona State
23	Ken Brusvan	T	Oregon State
24	Mickey Bitsko	LB	Dayton
25	Jim Jones	E	Wisconsin
26	Bob Berry	QB	Oregon

## 1965

Rd.	Name	Pos.	School
2	Dick Butkus	LB	Illinois
3	Glen Ressler	C	Penn State
4	George Donnelly	DB	Illinois
5a	Bob Breitenstein	T	Tulsa
5b	Max Leetow	DT	Idaho
6	Tom Wilhelm	T	Syracuse
7	Jim Garcia	DE	Purdue
8	John Holman	G	Wisconsin
9	Gerry Bussell	DB	Georgia Tech
10	Gene Jeter	LB	Arkansas-Pine Bluff
11	Tom Vaughan	HB	Iowa State
12	Tom Myers	QB	Northwestern
13	Mike Strofalino	LB	Villanova
14	John Frick	G	Ohio
15	Jeff Jordan	DB	Tulsa
16	Brian Schweda	T	Kansas
18	Larry Dupree	HB	Florida
19	Ron Oelschlagler	HB	Kansas
20	Terry Metchner	G	Albion

## 1966

Rd.	Name	Pos.	School
1	Jerry Shay	T	Purdue
2	Freeman White	E	Nebraska
3	Bob Hadrick	E	Purdue
4	Randy Johnson	QB	Texas A&I
5	Billy Clay	DB	Mississippi
6	James Fulgham	T	Minnesota
7	Jerry Jone	G	Bowling Green
7a	Scotty Glacken	QB	Duke
8	Goldie Sellers	DB	Grambling
9	Ron Sbranti	LB	Utah State

10	Larry Cox	T	Abilene Christian
11	James Burns	G	Northwestern
13	Eric Crabtree	DB	Pittsburgh
14	Fred Forsberg	DT	Washington
15	Mike Ringer	DB	Oklahoma
16	Frank Rogers	K	Colorado
17	Gary Eickman	DE	Illinois
18	Tom Talaga	T	Notre Dame
19	Tom Coughlin	DE	Miami (Fla.)
20	Cliff Hysell	T	Montana State

## 1967

Rd.	No.	Name	Pos.	School
1	6	Floyd Little	HB	Syracuse
2	32	Thomas Beer	TE	Houston
3a	58	Mike Current	T	Ohio State
3b	59	George Goedeke	C	Notre Dame
4	85	Carl Cunningham	DE	Houston
5a	110	Fran Lynch	FB	Hofstra
5b	113	John Huard	LB	Maine
6	139	Neal Sweeney	E	Tulsa
7	165	Frank Richter	G	Georgia
8	191	Tom Cassese	E	C.W. Post
9	217	James Summers	DB	Michigan State
10	243	Paul Krause	QB	Dubuque
11	269	Lou Andrus	DE	Brigham Young
13	321	Dennis Furjanic	DE	Houston
14	347	Tom Francisco	HB	Virginia Tech
15	373	Donald Smith	G	Florida A&M
16	399	Jack Lentz	QB	Holy Cross
17	425	Wayne Valley	T	Oregon State

## 1968

Rd.	No.	Name	Pos.	School
2	31	Curley Culp	DE	Arizona State
3a	58	Garrett Ford	RB	West Virginia
3b	75	Robert Vaughn	T	Mississippi
4a	91	Gordon Lambert	LB	Tennessee-Martin
4b	102	Drake Garrett	DB	Michigan State
4c	111	Gus Hollomon	DB	Houston
8	196	Steve Holloway	DB	Weber State
9	222	Paul Smith	LB	New Mexico
10	252	Bob Langford	T	Middle Tenn. St.
12	304	Robert Hendrix	T	Mississippi
13	330	Charles Greer	DB	Colorado
14	357	Marlin Briscoe	RB	Nebraska-Omaha
15	386	Jeff Kuhlman	LB	Vermont
16	412	Adin Brown	LB	William & Mary
17	438	Steve Grady	RB	So. California

## 1969

Rd.	No.	Name	Pos.	School
2	36	Grady Cavness	DB	Texas-El Paso
3	61	Bill Thompson	DB	Maryland-E. Shore
4a	84	Mike Schnitker	LB	Colorado
4b	88	Edward Hayes	DB	Morgan State
5	113	Frank Quayle	RB	Virginia
6a	131	Wandy Williams	RB	Hofstra
6b	140	Mike Coleman	RB	Tampa
7	165	Al Giffin	TE	Auburn
9	217	Henry Jones	RB	Grambling
10	244	Jim Smith	DB	Utah State
11	270	Alan Pastrana	QB	Maryland
12	296	Wes Plummer	DB	Arizona State
13	321	John Sias	SE	Georgia Tech
14	348	Gary Crane	LB	Arkansas State
15	373	Errol Kahoun	G	Miami (Ohio)
16	400	Billy Woods	DB	North Texas State
17	425	Buster O'Brien	QB	Richmond

## 1970

Rd.	No.	Name	Pos.	School
1	11	Bob Anderson	RB	Colorado
2	37	Alden Roche	DE	Southern
3	63	John Kohler	T	South Dakota
4	89	Jerry Hendren	WR	Idaho
5	115	Bill McKoy	LB	Purdue
6	141	John Mosier	TE	Kansas

## ALL-TIME DRAFT CHOICES, CONT.

7	167	Randy Montgomery	CB	Weber State
8	208	Lewis Porter	RB	Southern
9	219	Dave Washington	LB	Alcorn State
10	247	Maurice Fullerton	DT	Tuskegee
11	271	Cleve Bryant	DB	Ohio University
12	301	Greg Jones	RB	UW-Whitewater
13	323	Jim McCoy	CB	Parsons College
14	349	Jeff Slipp	LB	Brigham Young
15	375	Maher Barakat	K	S. Dakota Tech
16	401	Bob Stewart	QB	Northern Arizona
17	427	Frank Kalfoss	K	Montana State

### 1971

Rd.	No.	Name	Pos.	School
1	12	Marv Montgomery	T	So. California
2	35	Dwight Harrison	WR	Texas A&I
4a	79	Lyle Alzado	DE	Yankton College
4b	87	Cleo Johnson	CB	Alcorn State
6	139	Harold Phillips	C	Michigan State
7	165	Doug Adams	CB	Ohio State
8	187	Tom Beard	LB	Michigan State
9	217	John Handy	LB	Purdue
10	243	Carlis Harris	WR	Idaho State
11	269	Roger Roitsch	DT	Rice
12	295	Floyd Franks	WR	Mississippi
13	321	Craig Blackford	QB	Evansville
14	350	Tommy Lyons	C	Georgia
15	373	Lawrence James	RB	Norfolk State
16	399	Steve Thompson	DT	Minnesota
17	425	Jack Simcsak	P-K	Virginia Tech

### 1972

Rd.	No.	Name	Pos.	School
1	5	Riley Odoms	TE	Houston
3	58	Bill Phillips	LB	Arkansas State
4	102	Tom Graham	LB	Oregon
5	118	Jim Krieg	WR	Washington
8	186	Ronnie Estay	LB	Louisiana State
9	214	Floyd Priestner	DB	Boston University
10	239	Richard Wilkins	DE	Maryland-E. Shore
11	263	Larry Brunson	WR	Colorado
12	292	Randy McDougall	DB	Weber State
13	317	Bob Warner	RB	Bloomsburg
14	342	Jerome Kundich	G	Texas-El Paso
15	370	Skip Parmenter	DT	Massachusetts
16	395	Tom Bougas	RB	Boston College
17	420	Lou Harris	RB	So. California

### 1973

Rd.	No.	Name	Pos.	School
1	9	Otis Armstrong	RB	Purdue
2	36	Barney Chavous	DE	S. Carolina St.
3a	54	Paul Howard	G	Brigham Young
3b	70	John Wood	DT	Louisiana State
4	88	Tom Jackson	LB	Louisville
5	113	Charles McTorry	DB	Tennessee State
7a	165	Mike Askea	T	Stanford
7b	166	John Grant	DE	So. California
9	217	Lyle Blackwood	DB	Texas Christian
10	244	Al Marshall	WR	Boise State
11	269	Elton Brown	DT	Utah State
12	296	Jim O'Malley	LB	Notre Dame
13a	319	Ed Smith	DE	Colorado College
13b	321	Ed White	RB	Tulsa
14	348	John Hufnagel	QB	Penn State
15	373	Calvin Jones	DB	Washington
16a	398	Oliver Ross	RB	Alabama A&M
16b	200	Ken Muhlbeier	C	Idaho
17	425	Kenneth Morgan	TE	Elon College

### 1974

Rd.	No.	Name	Pos.	School
1	14	Randy Gradishar	LB	Ohio State
2	42	Carl Wafer	DT	Tennessee State
3	68	Claudie Minor	T	San Diego State
4	92	Ozell Collier	CB	Colorado
6	145	John Winesberry	WR	Stanford
10	248	Charlie Johnson	CB	Southern
11	276	Steve Buchanan	RB	Holy Cross
12	301	Larry Cameron	LB	Alcorn State
13	326	John Clerkley	DT	Fort Valley State
14	345	Rich Marks	DB	Northern Illinois
15	379	Piel Pennington	QB	Massachusetts
16	404	Darrell Austin	T	South Carolina
17	432	Boyd Brown	TE	Alcorn State

### 1975

Rd.	No.	Name	Pos.	School
1	17	Louis Wright	CB	San Jose State
2	43	Charlie Smith	DE	N. Carolina Cent.
3a	54	Mike Francowiak	QB/KS	Central Michigan
3b	69	Drew Mahalic	LB	Notre Dame
4a	84	Steve Taylor	DB	Georgia
4b	95	Rick Upchurch	WR	Minnesota
5a	107	Stan Rogers	T	Maryland
5b	121	Rubin Carter	DT	Miami (Fla.)
8	199	Steve Foley	S/QB	Tulane
9	225	Roussell Williams	DB	Arizona
10	240	Hank Englehardt	C	Pacific
10	251	Steve Haggerty	WR	Nevada-Las Vegas
12	303	Harry Walters	LB	Maryland
13	329	Eric Penick	RB	Notre Dame
14	355	Jerry Arnold	G	Oklahoma
15	381	Ken Shelton	TE	Virginia
16	401	Bubba Bridges	DT	Colorado
17	433	Lester Sherman	RB	Albany State

### 1976

Rd.	No.	Name	Pos.	School
1	15	Tom Glassic	G	Virginia
2	43	Kurt Knoff	S	Kansas
4	107	Craig Penrose	QB	San Diego State
5	139	Lonnie Perrin	RB	Illinois
8	224	James Betterson	RB	North Carolina
9a	252	Jim Czirr	C	Michigan
9b	260	Jim Lisko	LB	Arkansas State
10	278	Art Gilliam	DE	Grambling
11	306	Greg Pittman	LB	Iowa State
12	334	Randy Moore	DT	Arizona State
13	362	Donnie McGraw	CB	Houston
14	390	Larry Evans	LB	Mississippi Coll.
15	418	Wilbur Summers	P	Louisville
16	446	John Huddleston	LB	Utah
17	474	Randy Cozens	LB	Pittsburgh

### 1977

Rd.	No.	Name	Pos.	School
1	18	Steve Schindler	G	Boston College
2	45	Rob Lytle	RB	Michigan
4	101	Bill Bryan	C	Duke
7	185	Larry Swider	P	Pittsburgh
8	212	Calvin Culliver	RB	Alabama
9	241	Charles Jackson	NT	Washington
10	268	Orna Middlebrook	WR	Arkansas State
11	297	Phil Heck	LB	California
12	324	Scott Levenhagen	TE	Western Illinois

### 1978

Rd.	No.	Name	Pos.	School
1	27	Don Latimer	DT	Miami (Fla.)
2	55	Bill Gay	TE	So. California
8	221	Frank Smith	T	Alabama A&M
10	277	Vince Kinney	WR	Maryland
11	305	Lacy Brumley	T	Clemson

### 1979

Rd.	No.	Name	Pos.	School
1	22	Kelvin Clark	T	Nebraska
3	77	Bruce Radford	DE	Grambling
4	105	Charles Jefferson	DB	McNeese State
5	132	Rick Leach	QB	Michigan
6	148	Jeff McIntyre	LB	Arizona State
7	188	Luke Prestridge	P	Baylor
9	242	Charlie Taylor	WR	Rice
11	297	Zachary Dixon	RB	Temple
12	325	David Jacobs	K	Syracuse

### 1980

Rd.	No.	Name	Pos.	School
2	42	Rulon Jones	DE	Utah State
3	74	Larry Carter	DB	Kentucky
4	107	Rick Parros	RB	Utah State
5a	131	Mike Harden	S	Michigan
5b	136	Laval Short	NT	Colorado
6	157	Keith Bishop	G	Baylor
7	184	John Havekost	G	Nebraska
8	197	Don Coleman	WR	Oregon
9	243	Greg Bracelin	LB	California
10	270	Virgil Seay	RS	Troy State
11	297	Phil Farris	WR	North Carolina

### 1981

Rd.	No.	Name	Pos.	School
1	15	Dennis Smith	S	So. California
2	42	Clay Brown	TE	Brigham Young
4	98	Mark Herrmann	QB	Purdue
5	125	Ken Lanier	T	Florida State
6	151	Alvin Lewis	RB	Colorado State
7	181	Steve Busick	LB	So. California
9	234	Rusty Olsen	DE	Washington
11	290	Pat Walker	WR	Miami (Fla.)
12a	317	John Hankerd	LB	Notre Dame
12b	321	Mandel Robinson	RB	Wyoming

### 1982

Rd.	No.	Name	Pos.	School
1	21	Gerald Willhite	RB	San Jose State
2	50	Orlando McDaniel	WR	Louisiana State
4	106	Dan Plater	WR	Brigham Young
5	131	Sammy Winder	RB	Southern Mississippi
7	189	Alvin Ruben	DE	Houston
9	243	Keith Uecker	T	Auburn
10	274	Ken Woodard	LB	Tuskegee
11	300	Stuart Yatsko	G	Oregon
12	327	Brian Clark	G	Clemson

### 1983

Rd.	No.	Name	Pos.	School
1	4	Chris Hinton	G	Northwestern
2	31	Mark Cooper	T	Miami (Fla.)
3	60	Clinton Sampson	WR	San Diego State
5a	116	Weedy Harris	LB	Houston
5b	125	Bruce Baldwin	CB	Harding
6	143	Victor Hefflin	CB	Delaware State
7	172	Myron Dupree	CB	N. Carolina Cent.
8	197	Gary Kubiak	QB	Texas A&M
9	228	Brian Hawkins	CB	San Jose State
10	254	Walt Bowyer	DE	Arizona State
11	283	Don Bailey	C	Miami (Fla.)
12	310	Karl Mecklenburg	NT/DE	Minnesota

### 1984

Rd.	No.	Name	Pos.	School
2	46	Andre Townsend	NT/DE	Mississippi
3	78	Tony Lilly	S	Florida
4	89	Randy Robbins	CB	Arizona
6	159	Aaron Smith	LB	Utah State
7	186	Clarence Kay	TE	Georgia
8a	207	Winford Hood	G	Georgia
8b	218	Scott Garnett	NT	Washington
9	245	Chris Brewer	RB	Arizona
10	272	Bobby Micho	TE	Texas
11	298	Gene Lang	RB	Louisiana State
12	326	Murray Jarman	WR	Clemson

### 1984 SUPPLEMENTAL DRAFT

Rd.	No.	Name	Pos.	School
1	19	Freddie Gilbert	DE	Georgia
2	46	Rick Massie	WR	Kentucky
3	78	Reggie Smith	T	Kansas

### 1985

Rd.	No.	Name	Pos.	School
1	26	Steve Sewell	RB	Oklahoma
2a	31	Vance Johnson	WR	Arizona
2b	54	Simon Fletcher	DE	Houston
4	110	Keli McGregor	TE	Colorado State
5	139	Billy Hinson	G	Florida
7	194	Dallas Cameron	NT	Miami (Fla.)
8	222	Eric Riley	CB	Florida State
9	249	Daryl Smith	CB	North Alabama
10a	269	Buddy Funck	QB	New Mexico
10b	278	Ron Anderson	LB	Southern Methodist
11	306	Gary Rolle	WR	Florida
12	334	Dan Lynch	G	Washington St.

### 1986

Rd.	No.	Name	Pos.	School
4	104	Jim Juriga	G	Illinois
5	134	Tony Colorito	NT	So. California
6a	151	Orson Mobley	TE	Salem College (W.V.)
6b	161	Mark Jackson	WR	Purdue
7	188	Ray Phillips	LB	N. Carolina St.
8	217	Bruce Klostermann	LB	S. Dakota St.
9	244	Joe Thomas	WR	Miss. Valley St.
10	271	Victor Hall	TE	Jackson State
11	301	Thomas Dendy	RB	South Carolina

### 1987

Rd.	No.	Name	Pos.	School
1	27	Ricky Nattiel	WR	Florida
3	86	Michael Brooks	LB	Louisiana State
4	111	Marc Munford	LB	Nebraska
6	167	Warren Marshall	RB	James Madison
7	194	Wilbur Strozier	TE	Georgia
8	222	Dan Morgan	G	Penn State
9	250	Bruce Plummer	CB	Mississippi State
10	278	Rafe Wilkinson	LB	Richmond
11a	299	Steve Roberts	DE	Washington
11b	306	Tommy Neal	RB	Maryland
12	334	Tyrone Braxton	CB	North Dakota St.

### 1988

Rd.	No.	Name	Pos.	School
1	26	Ted Gregory	NT	Syracuse
2	45	Gerald Perry	T	Southern
3	79	Kevin Guidry	CB	Louisiana State
5	136	Corris Ervin	CB	Central Florida
7a	174	Pat Kelly	TE	Syracuse
7b	192	Garry Frank	G	Mississippi State
9	248	Mel Farr Jr.	RB	UCLA
10	268	Channing Williams	RB	Arizona
11	304	Richard Calvin	RB	Washington State
12	332	Johnny Carter	NT	Grambling

### 1989

Rd.	No.	Name	Pos.	School
1	20	Steve Atwater	S	Arkansas
2a	41	Doug Widell	G/T	Boston College
2b	47	Warren Powers	DE	Maryland
3	69	Darrell Hamilton	T	North Carolina
4	97	Jake McCullough	DE	Clemson
5	132	Darren Carrington	CB	Northern Arizona
6	152	Anthony Stafford	WR	Oklahoma
7	180	Melvin Bratton	RB	Miami (Fla.)
8	208	Paul Green	TE	So. California
9a	236	Monte Smith	G	North Dakota
9b	241	Wayne Williams	RB	Florida
10	264	Anthony Butts	NT	Mississippi State
11	292	Richard Shelton	CB	Liberty
12	320	John Jarvis	WR	Howard

### 1989 SUPPLEMENTAL DRAFT

Rd.	No.	Name	Pos.	School
1		Bobby Humphrey	RB	Alabama

# ALL-TIME DRAFT CHOICES, CONT.

## 1990

Rd.	No.	Name	Pos.	School
2	52	Alton Montgomery	DB	Houston
4	92	Jeroy Robinson	LB	Texas A&M
5a	111	Jeff Davidson	G	Ohio State
5b	136	Le-Lo Lang	DB	Washington
6	164	Ronnie Haliburton	TE	Louisiana State
7	192	Shannon Sharpe	WR	Savannah State
8	219	Brad Leggett	C	So. California
9	247	Todd Ellis	QB	South Carolina
10a	259	James Szymanski	DE	Michigan State
10b	275	Anthony Thompson	LB	East Carolina

## 1991

Rd.	No.	Name	Pos.	School
1	4	Mike Croel	LB	Nebraska
2	30	Reggie Johnson	TE	Florida State
3	61	Keith Traylor	LB	Central State (Okla.)
4	89	Derek Russell	WR	Arkansas
5	115	Greg Lewis	RB	Washington
6	142	Nick Subis	T/C	San Diego State
8	200	Kenny Walker	DE	Nebraska
9	227	Don Gibson	NT	So. California
10	253	Curtis Mayfield	WR	Oklahoma State
11	284	Shawn Moore	QB	Virginia

## 1992

Rd.	No.	Name	Pos.	School
1	25	Tommy Maddox	QB	UCLA
2	54	Shane Dronett	DE	Texas
4	110	Chuck Johnson	T/G	Texas
5	137	Frank Robinson	CB	Boise State
7a	170	Ron Geater	DE	Iowa
7b	181	Jim Johnson	T	Michigan State
7c	193	Jon Bostick	WR	Nebraska
8	208	Dietrich Lockridge	T/G	Jackson State
9	249	Muhammad Oliver	CB	Oregon
10	278	Bob Meeks	C/T	Auburn
11	305	Cedric Tillman	WR	Alcorn State
11	306	Ed Tillison	RB	N.W. Missouri St.
12	334	John Granby	CB/S	Virginia Tech

## 1993

Rd.	No.	Name	Pos.	School
1	11	Dan Williams	DE	Toledo
2	43	Glyn Milburn	RB	Stanford
3a	69	Rondell Jones	S	North Carolina
3b	70	Jason Elam	P/K	Hawaii
4	98	Jeff Robinson	DE	Idaho
5	126	Kevin Williams	RB	UCLA
6	154	Melvin Bonner	WR	Baylor
7a	169	Clarence Williams	TE	Washington State
7b	182	Tony Kimbrough	WR	Jackson State
8	210	Brian Stablein	WR	Ohio State

## 1994

Rd.	No.	Name	Pos.	School
2	51	Allen Aldridge	LB	Houston
4	123	Randy Fuller	CB	Tennessee State
7a	210	Keith Burns	LB	Oklahoma State
7b	212	Butler By not'e	RB	Ohio State
7c	218	Tom Nalen	C	Boston College

## 1995

Rd.	No.	Name	Pos.	School
4a	121	Jamie Brown	T	Florida A&M
4b	124	Ken Brown	LB	Virginia Tech
5	146	Phil Yeboah-Kodie	LB	Penn State
6a	182	Fritz Feguiere	G	Iowa
6b	196	Terrell Davis	RB	Georgia
7a	218	Steve Russ	LB	Air Force
7b	222	Byron Chamberlain	WR	Wayne State (Neb.)

## 1996

Rd.	No.	Name	Pos.	School
1	15	John Mobley	LB	Kutztown
2	44	Tory James	CB	Louisiana State
3a	65	Detron Smith	FB	Texas A&M
3b	78	Mark Campbell	DT	Florida
4a	100	Jeff Lewis	QB	Northern Arizona
4b	122	Darius Johnson	CB	Oklahoma
5	149	Patrick Jeffers	WR	Virginia
6	181	Tony Veland	S	Nebraska
7a	213	Leslie Ratliffe	T	Tennessee
7b	226	Chris Banks	G	Kansas
7c	235	L.T. Levine	RB	Kansas
7d	236	Brian Gragert	P	Wyoming

## 1997

Rd.	No.	Name	Pos.	School
1	28	Trevor Pryce	DT	Clemson
3	67	Dan Neil	G/C	Texas
4	124	Cory Gilliard	S	Ball State

## 1998

Rd.	No.	Name	Pos.	School
1	30	Marcus Nash	WR	Tennessee
2	61	Eric Brown	S	Mississippi State
3	91	Brian Griesse	QB	Michigan
4	122	Curtis Alexander	RB	Alabama
5	153	Chris Howard	RB	Michigan
7a	200	Trey Teague	T	Tennessee
7b	219	Nate Wayne	LB	Mississippi

## 1999

Rd.	No.	Name	Pos.	School
1	31	Al Wilson	LB	Tennessee
2a	58	Montae Reagor	DE	Texas Tech
2b	61	Lennie Friedman	G	Duke
3a	67	Chris Watson	CB	Eastern Illinois
3b	93	Travis McGriff	WR	Florida
4	127	Olandis Gary	RB	Georgia
5a	158	David Bowens	LB	Western Illinois
5b	167	Darwin Brown	CB	Texas Tech
6a	179	Desmond Clark	TE	Wake Forest
6b	204	Chad Plummer	WR	Cincinnati
7a	218	Billy Miller	WR	So. California
7b	238	Justin Swift	TE	Kansas State

## 2000

Rd.	No.	Name	Pos.	School
1	15	Deltha O'Neal	CB	California
2a	40	Ian Gold	LB	Michigan
2b	45	Kenoy Kennedy	S	Arkansas
3	70	Chris Cole	WR	Texas A&M
4a	101	Jerry Johnson	DT	Florida State
4b	112	Cooper Carlisle	G/T	Florida
5	154	Munee Moore	WR	Richmond
6	189	Mike Anderson	RB	Utah
7a	214	Jarius Jackson	QB	Notre Dame
7b	246	Leroy Fields	WR	Jackson State

## 2001

Rd.	No.	Name	Pos.	School
1	24	Willie Middlebrooks	CB	Minnesota
2	51	Paul Toviesi	DE	Marshall
3	87	Reggie Hayward	DE	Iowa State
4a	113	Ben Hamilton	C	Minnesota
4b	120	Nick Harris	P	California
6	190	Kevin Kasper	WR	Iowa

## 2002

Rd.	No.	Name	Pos.	School
1	19	Ashley Lelie	WR	Hawaii
2	51	Clinton Portis	RB	Miami (Fla.)
3	96	Dorsett Davis	DT	Mississippi State
4	131	Sam Brandon	S	Nevada-Las Vegas
5	144	Herb Haygood	WR	Michigan State

6	191	Jeb Putzier	TE	Boise State
7a	228	Chris Young	S	Georgia Tech
7b	231	Monsanto Pope	DT	Virginia

6	174	Tom Brandstater	QB	Fresno State
7	225	Blake Schlueter	C	Texas Christian

### 2003

Rd.	No.	Name	Pos.	School
1	20	George Foster	T	Georgia
2	51	Terry Pierce	LB	Kansas State
4a	108	Quentin Griffin	RB	Oklahoma
4b	114	Nick Eason	DT	Clemson
4c	128	Bryant McNeal	DE	Clemson
5a	157	Ben Claxton	C	Mississippi
5b	158	Adrian Madise	WR	Texas Christian
6	194	Aaron Hunt	DE	Texas Tech
7a	227	Clint Mitchell	DE	Florida
7b	235	Ahmad Galloway	RB	Alabama

### 2004

Rd.	No.	Name	Pos.	School
1	17	D.J. Williams	LB	Miami (Fla.)
2a	41	Tatum Bell	RB	Oklahoma State
2b	54	Darius Watts	WR	Marshall
3	85	Jeremy LeSueur	CB	Michigan
5	152	Jeff Shoate	CB	San Diego State
6a	171	Triandos Luke	WR	Alabama
6b	190	Josh Sewell	C	Nebraska
7a	225	Matt Mauck	QB	Louisiana State
7b	247	Brandon Mirree	RB	Pittsburgh
7c	250	Bradlee Van Pelt	QB	Colorado State

### 2005

Rd.	No.	Name	Pos.	School
2	56	Darrent Williams	CB	Oklahoma State
3a	76	Karl Paymah	CB	Washington State
3b	97	Dominique Foxworth	CB	Maryland
3c	101	Maurice Claret	RB	Ohio State
6	200	Chris Myers	OL	Miami (Fla.)
7	239	Paul Ernter	K	Northern Arizona

### 2006

Rd.	No.	Name	Pos.	School
1	11	Jay Cutler	QB	Vanderbilt
2	61	Tony Scheffler	TE	Western Michigan
4a	119	Brandon Marshall	WR	Central Florida
4b	126	Elvis Dumervil	DE	Louisville
4c	130	Domenik Hixon	WR	Akron
5	161	Chris Kuper	G	North Dakota
6	198	Greg Eslinger	C	Minnesota

### 2007

Rd.	No.	Name	Pos.	School
1	17	Jarvis Moss	DE	Florida
2	56	Tim Crowder	DE	Texas
3	70	Ryan Harris	T	Notre Dame
4	121	Marcus Thomas	DT	Florida

### 2008

Rd.	No.	Name	Pos.	School
1	12	Ryan Clady	T	Boise State
2	42	Eddie Royal	WR	Virginia Tech
4	108	Kory Lichtensteiger	C	Bowling Green State
4	119	Jack Williams	CB	Kent State
5	139	Ryan Torain	RB	Arizona State
5	148	Carlton Powell	DT	Virginia Tech
6	183	Spencer Larsen	LB	Arizona
7	220	Josh Barrett	S	Arizona State
7	227	Peyton Hillis	FB	Arkansas

### 2009

Rd.	No.	Name	Pos.	School
1	12	Knowshon Moreno	RB	Georgia
1	18	Robert Ayers	DE	Tennessee
2	37	Alphonso Smith	CB	Wake Forest
2	48	Darcel McBath	S	Texas Tech
2	64	Richard Quinn	TE	North Carolina
4	114	David Bruton	S	Notre Dame
4	132	Seth Olsen	G	Iowa
5	141	Kenny McKinley	WR	South Carolina

### 2010

Rd.	No.	Name	Pos.	School
1	22	Demaryius Thomas	WR	Georgia Tech
1	25	Tim Tebow	QB	Florida
2	45	Zane Beadles	G	Utah
3	80	J.D. Walton	C	Baylor
3	87	Eric Decker	WR	Minnesota
5	137	Perrish Cox	CB	Oklahoma State
6	183	Eric Olsen	C	Notre Dame
7	225	Syd'Quan Thompson	CB	California
7	232	Jammie Kirlew	LB	Indiana

### 2011

Rd.	No.	Name	Pos.	School
1	2	Von Miller	LB	Texas A&M
2	45	Rahim Moore	S	UCLA
2	46	Orlando Franklin	T	Miami (Fla.)
3	67	Nate Irving	LB	North Carolina St.
4	108	Quinton Carter	S	Oklahoma
4	129	Julius Thomas	TE	Portland State
6	189	Mike Mohamed	LB	California
7	204	Virgil Green	TE	Nevada
7	247	Jeremy Beal	DE	Oklahoma

### 2012

Rd.	No.	Name	Pos.	School
2	36	Derek Wolfe	DT	Cincinnati
2	57	Brock Osweiler	QB	Arizona State
3	67	Ronnie Hillman	RB	San Diego State
4	101	Omar Bolden	CB	Arizona State
4	108	Philip Blake	C	Baylor
5	137	Malik Jackson	DE	Tennessee
6	188	Danny Trevathan	LB	Kentucky

### 2013

Rd.	No.	Name	Pos.	School
1	28	Sylvester Williams	DT	North Carolina
2	58	Montee Ball	RB	Wisconsin
3	90	Kayvon Webster	CB	South Florida
5a	146	Quanterus Smith	DE	Western Kentucky
5b	161	Tavarres King	WR	Georgia
6	173	Vinston Painter	T	Virginia Tech
7	234	Zac Dysert	QB	Miami (Ohio)

### 2014

Rd.	No.	Name	Pos.	School
1	31	Bradley Roby	CB	Ohio State
2	56	Cody Latimer	WR	Indiana
3	95	Michael Schofield	OL	Michigan
5	156	Lamin Barrow	LB	Louisiana State
6	207	Matt Paradis	C	Boise State
7	242	Corey Nelson	LN	Oklahoma

### 2015

Rd.	No.	Name	Pos.	School
1	23	Shane Ray	LB	Missouri
2	59	Ty Sambrailo	T	Colorado State
3	92	Jeff Heuerman	TE	Ohio State
4	133	Max Garcia	C/G	Florida
5	164	Lorenzo Doss	CB	Tulane
6	203	Darius Kilgo	DT	Maryland
7	250	Trevor Siemian	QB	Northwestern
7	251	Taurean Nixon	CB	Tulane
7	252	Josh Furman	S	Oklahoma State

### 2016

Rd.	No.	Name	Pos.	School
1	26	Paxton Lynch	QB	Memphis
2	63	Adam Gotsis	DT	Georgia Tech
3	98	Justin Simmons	S	Boston College
4	136	Devontae Booker	RB	Utah
5	144	Connor McGovern	G	Missouri
6	176	Andy Janovich	FB	Nebraska
6	219	Will Parks	S	Arizona
7	228	Riley Dixon	P	Syracuse



## MISCELLANEOUS PLAYER MOVEMENT HISTORY

### EQUALIZATION, EXPANSION DRAFTS

- 1962** — **AFL Equalization Draft:** Broncos obtain OG John Denvir from San Diego, OE Jerry Richardson from San Diego, QB Richie Lucas from Buffalo, DT Ike Lassiter from Dallas and HB Charles Bolden from Houston.
- 1966** — **Expansion Draft:** Broncos lost LB Tom Erlandson, DE Ed Cooke, OG Tommy Nomina and DB John McGeever to Miami.
- 1968** — **Expansion Draft:** Broncos lost RB Cookie Gilchrist, OG Pat Matson, LB Henry Sorrell, RB Mike Kellogg and DB Lonnie Wright to Cincinnati.
- 1976** — **Expansion Draft:** Broncos lost T Mike Current and DT Bubba Bridges to Tampa Bay and DB Steve Taylor to Seattle.
- 1995** — **Expansion Draft:** Broncos lost WR Cedric Tillman to the Jacksonville Jaguars and FS Charles Swann to the Carolina Panthers.
- 1999** — **Expansion Draft:** Broncos lost WR Justin Armour to the Cleveland Browns.
- 2001** — **Expansion Draft:** No Broncos players taken by the Houston Texans.

### PLAN B FREE AGENT SIGNINGS/LOSSES (1989-92)

- 1989** — **Signed:** T Paul Blair (Chi.), DE Alphonso Carreker (G.B.), T Bill Contz (N.O.), TE Doug Cosbie (Dal.), LB Scott Curtis (Phi.), RB Kerry Goode (T.B.), CB Wymon Henderson (Min.), LB Blake Peterson (Was.), RB Reggie Ware (L.A. Raiders), CB Dennis Woodberry (Was.), WR Michael Young (L.A. Rams). **Lost:** DE Walt Bowyer (K.C.), WR Sam Graddy (L.A. Raiders), WR Jason Johnson (Pit.).
- 1990** — **Signed:** LB Ty Allett (Phi.), LB Lorenzo Hampton (Mia.), WR Jason Johnson (Pit.), TE David Little (Phi.), DE Mark Mraz (L.A. Raiders), CB Elliott Smith (S.D.), LB Rod Stephens (Sea.), TE Chris Verhulst (Hou.), DE Robb White (N.Y. Giants). **Lost:** TE Pat Kelly (N. Y. Jets), LB Bruce Klostermann (L. A. Raiders), C Mike Ruether (Atl.), LB Randy Thornton (N.Y. Giants).
- 1991** — **Signed:** CB Charles Dimry (Atl.), G Crawford Ker (Dal.), FB Robert Perryman (Dal.). **Lost:** LB Marc Munford (K.C.), RB Kerry Porter (Hou.).
- 1992** — **Signed:** TE Robert Awalt (Dal.), G/T Elbert Crawford (N.E.), QB Steve Pelleur (K.C.), T Frank Pollack (S.F.). **Lost:** S Randy Robbins (N.E.).

### UNRESTRICTED FREE AGENT SIGNINGS/LOSSES (1993-2016)

- 1993** — **Signed:** RB Rod Bernstine (S.D.), RB Robert Delpino (L.A. Rams), G Brian Habib (Min.), T Don Maggs (Hou.), LB Dave Wyman (Sea.). **Lost:** LB Michael Brooks (N.Y. Giants), WR Mark Jackson (N.Y. Giants).
- 1994** — **Signed:** WR Jeff Campbell (Det.), CB Ray Crockett (Det.), LB Richard Harvey (Buf.), CB Randy Hilliard (Cle.), WR Anthony Miller (S.D.). **Lost:** WR Vance Johnson (S.D.).
- 1995** — **Signed:** RB Aaron Craver (Mia.), LB Britt Hager (Phi.), S Tim Hauck (G.B.), DT James Jones (Cle.), OL Bill Lewis (Ari.), DT Mike Lodish (Buf.), WR Ed McCaffrey (S.F.), T Reggie McElroy (Min.), QB Bill Musgrave (S.F.), DT Michael Dean Perry (Cle.), G Mark Schiereth (Was.), T Bill Schultz (Hou.), CB Eric Thomas (N.Y. Jets), T Broderick Thompson (Phi.), CB Lionel Washington (L.A. Raiders). **Lost:** LB Richard Harvey (N.O.), T Kirk Scarfford (Phi.), DT Ted Washington (Buf.), C/G Dave Widell (Jac.).
- 1996** — **Signed:** CB Toi Cook (N.O.), DT Jumpha Geathers (Atl.), RB Vaughn Hebron (Phi.), LB Bill Romanowski (Phi.), WR Mike Sherrard (N.Y. Giants), DE Aaron Wallace (Oak.), DE Alfred Williams (S.F.). **Lost:** DT Shane Dronett (Atl.).
- 1997** — **Signed:** LB Arnold Ale (S.D.), WR Flipper Anderson (Was.), QB Bubby Brister, S Dedrick Dodge (S.F.), CB Darrien Gordon (S.D.), WR Willie Green (Car.), FB Howard Griffith (Car.), RB Derek Loville (S.F.), RB Anthony Lynn (S.F.), LB Godfrey Myles (Dal.), DE Neil Smith (K.C.), T Harry Swayne (S.D.), DT Keith Traylor (K.C.). **Lost:** RB Aaron Craver (S.D.), S Tim Hauck (Sea.), S Rondell Jones (Bal.), DE Jeff Robinson (Stl.), OL Ralph Tamm (K.C.).
- 1998** — **Signed:** QB Doug Nussmeier (N.O.), DE Marvin Washington (S.F.). **Lost:** LB Allen Aldridge (Det.), G Brian Habib (Sea.).
- 1999** — **Signed:** T Tony Berti (Sea.), CB Dale Carter (K.C.), DE Carl Reeves (Chi.). **Lost:** LB Keith Burns (Chi.), WR Willie Green (Mia.), T Harry Swayne (Bal.), DE Marvin Washington (S.F.).
- 2000** — **Signed:** DE Lester Archambeau (Atl.), G David Diaz-Infante (Phi.), QB Gus Ferrotte (Det.), DT Bob Kuberski (N.E.), CB Jeremy Lincoln (N.Y. Giants), LB Ricardo McDonald (Chi.), DE Kavika Pittman (Dal.), CB Darryl Pounds (Was.). **Lost:** DT Paul Grasmanis (Phi.), CB Tony James (Oak.), TE Shannon Sharpe (Bal.).
- 2001** — **Signed:** T Ethan Brooks (Ari.), FB Tony Carter (N.E.), LB Henri Crockett (Atl.), T Todd Fordham (Jac.), TE Patrick Hape (T.B.), WR Eddie Kennison (Chi.), DT Leon Lett (Dal.), CB Denard Walker (Ten.). **Lost:** CB Ray Crockett (K.C.), TE Byron Chamberlain (Min.).
- 2002** — **Signed:** DT Lionel Dalton (Bal.), LB Terry Kilens (S.F.), S Izell Reese (Dal.), T Ephraim Salaam (Atl.). **Lost:** CB Eric Davis (Det.), QB Gus Ferrotte (Cin.), T Trey Teague (Buf.).
- 2003** — **Signed:** DT Daryl Gardener (Was.), G Heath Irwin (Stl.), QB Jake Plummer (Ari.). **Lost:** RB Olandis Gary (Buf.), CB Tyrone Poole (N.E.), DT Montae Reagor (Ind.), Izell Reese (Buf.).
- 2004** — **Signed:** DE Marco Coleman (Phi.), T Cornell Green (T.B.), QB Mike Quinn (Hou.), TE O.J. Santiago (Oak.), TE Jed Weaver (S.F.). **Lost:** DE Bertrand Berry (Ari.), LB Keith Burns (T.B.), WR Chris Cole (Oak.), LB Ian Gold (T.B.).
- 2005** — **Signed:** TE Stephen Alexander (Det.), LB Keith Burns (T.B.), RB Ron Dayne (N.Y. Giants), G Cameron Spikes (Ari.). **Lost:** DE Reggie Hayward (Jac.), S Kenoy Kennedy (Det.), LB Donnie Spragman (Mia.).
- 2006** — **Signed:** LB Nate Webster (Cin.). **Lost:** DT Monsanto Pope (N.Y. Jets).
- 2007** — **Signed:** TE Daniel Graham (N.E.), LB Warrick Holdman (Was.), G Montreae Holland (N.O.), LB D.D. Lewis (Sea.), P Todd Sauerbrun (N.E.), RB Paul Smith (Stl.). **Lost:** G Cooper Carlisle (Oak.), DE Patrick Chukwurah (T.B.), DT Michael Myers (Cin.).
- 2008** — **Signed:** LB Boss Bailey (Det.), WR Kearny Colbert (Car.), LB Niko Koutouvides (Sea.), S Marquand Manuel (Car.), WR Samie Parker (K.C.), RB Michael Pittman (T.B.), C Casey Wiegmann (K.C.). **Lost:** K Jason Elam (Atl.), S Nick Ferguson (Hou.).
- 2009** — **Signed:** RB J.J. Arrington (Ari.), RB Correll Buckhalter (Phi.), LB Andra Davis (Cle.), S Brian Dawkins (Phi.), DT Ronald Fields (S.F.), WR Jarby Gaffney (N.E.), CB André Goodman (Mia.), T Brandon Gorin (Stl.), S Renaldo Hill (Mia.), RB LaMont Jordan (N.E.), LB Lonnie Paxton (N.E.), DL/LB Darrell Reid (Ind.), QB Chris Simms (Ten.), G Scott Young (Cle.). **Lost:** CB Karl Paymah (Min.).
- 2010** — **Signed:** DL Justin Bannan (Bal.), DL Jarvis Green (N.E.), LB Nick Griesen (Den.), CB Nate Jones (Mia.). **Lost:** G/C Ben Hamilton (Sea.), DL Vonnie Holliday (Was.).
- 2011** — **Signed:** TE Daniel Fells (Stl.), TE Dante Rosario (Car.), DT Marcus Thomas (Den.). **Lost:** LB Harry Harris (Phi.), DL Ronald Fields (Car.).
- 2012** — **Signed:** S Mike Adams (Cle.), WR Andre Caldwell (Cin.), TE Joel Dreessens (Hou.), QB Caleb Hanis (Chi.), CB Tracy Porter (N.O.), TE Jacob Tammie (Ind.). **Lost:** DT Brodrick Bunkley (N.O.), TE Daniel Fells (N.E.), LB Mario Haggan (Stl.), Derrick Harvey (Cin.), FB Spencer Larsen (N.E.), QB Brady Quinn (K.C.), TE Dante Rosario (S.D.), WR Eddie Royal (S.D.), CB Jonathan Wilhite (Chi.).
- 2013** — **Signed:** DB Quentin Jammer (S.D.), DT Terrance Knighton (Jac.), LB Shaun Phillips (S.D.), CB Dominique Rodgers-Cromartie (Phi.), G Louis Vasquez (S.D.), WR Wes Welker (N.E.). **Lost:** FB Chris Gronkowski (S.D.), S Jim Leonhard (N.O.), CB Tracy Porter (Oak.), WR Matthew Willis (Det.).
- 2014** — **Signed:** WR Emmanuel Sanders (Pit.), CB Aqib Talib (N.E.), S T.J. Ward (Cle.). **Lost:** S Mike Adams (Ind.), DE Robert Ayers (NYG), G Zane Beadles (Jac.), LB Stewart Bradley, CB Marquice Cole, WR Eric Decker (NYJ), WR Trindon Holliday (NYG), S Michael Huff, CB Quentin Jammer, C Dan Koppert, LB Paris Lenon, DE Jeremy Mincey (Dal.), RB Knowshon Moreno (Mia.), DE Shaun Phillips (Ten.), CB Dominique Rodgers-Cromartie (NYG), C Steve Vallos, LB Wesley Woodyard (Ten.).
- 2015** — **Signed:** TE Owen Daniels (Bal.), S Darian Stewart (Bal.). **Lost:** S Quinton Carter, G Orlando Franklin (S.D.), LB Nate Irving (Ind.), DT Terrance Knighton (S.D.), C Will Montgomery (Chi.), S Rahim Moore (Hou.), TE Jacob Tammie (Atl.), TE Julius Thomas (Jac.), DT Mitch Unrein (S.D.), WR Wes Welker.
- 2016** — **Signed:** DE Jared Crick (Hou.), T Russell Okung (Sea.), S Brandian Ross (Oak.), T Donald Stephenson (K.C.), LB Dekoda Watson (N.E.). **Lost:** S Omar Bolden (Chi.), S David Bruton Jr. (Was.), WR Andre Caldwell (Det.), TE Vernon Davis (Was.), T Ryan Harris (Pit.), DE Malik Jackson (Jac.), G Evan Mathis (Ari.), OLB Lereentee McCray (G.B.), Brock Osweiler (Hou.), ILB Danny Trevathan (Chi.).

## BRONCOS MAJOR TRADE HISTORY

### 2016

Obtained a 6th-2016 (FB Andy Janovich) and a 6th-2017 from Tennessee in exchange for a 5th-2016 and a 7th-2016.  
Obtained a 1st-2016 (QB Paxton Lynch) from Seattle in exchange for a 1st-2016 and a 3rd-2016.  
Obtained QB Mark Sanchez from Philadelphia in exchange for a conditional draft choice in 2017.

### 2015

Obtained TE Vernon Davis and a 7th-2016 (P Riley Dixon) from San Francisco in exchange for a 6th-2016 and a 6th-2017.  
Obtained a 1st-2015 (LB Shane Ray) from Detroit in exchange for C/G Manny Ramirez, a 1st-2015 and a 5th-2015.  
Obtained C/G Gino Gradkowski and a 5th-2016 (G Connor McGovern) from Baltimore in exchange for 4th-2016.

### 2014

Obtained K Brandon McManus from N.Y. Giants in exchange for a 7th-2015.  
Obtained a 2nd-2014 (WR Cody Latimer) and 7th-2014 (LB Corey Nelson) from San Francisco in exchange for a 2nd-2014, a 5th-2014 and a 4th-2015.  
Obtained a 5th-2014 (LB Lamin Barrow) and a 5th-2015 (CB Lorenzo Doss) from Chicago in exchange for a 4th-2014 and a 7th-2014.

### 2013

Obtained a 5th-2013 (DE Quanterus Smith) and 6th-2013 (T Vinston Painter) from Green Bay in exchange for a 4th-2013.

### 2012

Obtained a 4th-2012 (C Philip Blake) and a 6th-2012 (LB Danny Trevathan) from the N.Y. Jets in exchange for QB Tim Tebow and a 7th-2012.  
Obtained a 1st-2012 (traded to Tampa Bay) and a 4th-2012 (traded to Tampa Bay) from New England in exchange for a 1st-2012.  
Obtained a 2nd-2012 (DE Derek Wolfe) and a 4th-2012 (CB Omar Bolden) from Tampa Bay in exchange for a 1st-2012 and a 4th-2012.  
Obtained a 3rd-2012 (RB Ronnie Hillman) from Cleveland in exchange for a 3rd-2012 and a 4th-2012.

### 2011

Obtained a 2nd-2011 (S Rahim Moore), a 4th-2011 (S Quinton Carter) and a 5th-2011 (traded to Green Bay) from San Francisco in exchange for a 2nd-2011.  
Obtained a 4th-2011 (TE Julius Thomas) and a 7th-2011 (TE Virgil Green) from Green Bay in exchange for a 5th-2011 and a 6th-2011.  
Obtained DT Brodrick Bunkley from Philadelphia in exchange for a 6th-2012.  
Obtained a 5th-2012 (DE Malik Jackson) from St. Louis in exchange for WR Brandon Lloyd.

### 2010

Obtained QB Brady Quinn from Cleveland in exchange for RB Peyton Hillis, a 6th-2011 and a 5th-2012.  
Obtained a 2nd-2010 (traded to Baltimore) and a 2nd-2011 (T Orlando Franklin) from Miami in exchange for WR Brandon Marshall.  
Obtained a 5th-2010 (CB Perrish Cox) from Philadelphia through Cleveland in a three-way trade that sent TE Tony Scheffler to Detroit along with a 7th-2010 (traded to Philadelphia).  
Obtained a 1st-2010 (traded to Philadelphia) and a 4th-2010 (traded to New England) from San Francisco for a 1st-2010.  
Obtained a 1st-2010 (traded to Dallas via New England), a 3rd-2010 (traded to Baltimore) and a 3rd-2010 (WR Eric Decker) from Philadelphia in exchange for a 1st-2010.  
Obtained a 1st-2010 (WR Demaryius Thomas) from New England in exchange for a 1st-2010 and a 4th-2010.  
Obtained a 1st-2010 (QB Tim Tebow) from Baltimore in exchange for a 2nd-2010, a 3rd-2010 and a 4th-2010.  
Obtained a 7th-2010 (CB Syd'Quan Thompson) and a 7th-2010 (LB Jammie Kirlew) from Tampa Bay in exchange for a 5th-2011.  
Obtained LB Joe Mays from Philadelphia in exchange for RB J.J. Arrington.  
Obtained TE Dan Gronkowski from Detroit in exchange for CB Alphonso Smith.  
Obtained RB Laurence Maroney and a 6th-2011 (traded to Minnesota through Cleveland) from New England in exchange for a 4th-2011.

### 2009

Obtained QB Kyle Orton, a 1st-2009 (DE Robert Ayers), a 3rd-2009 (traded to Pittsburgh) and a 1st-2010 (traded to San Francisco) from Chicago in exchange for QB Jay Cutler and 5th-2009.  
Obtained a 2nd-2009 (CB Alphonso Smith) from Seattle in exchange for a 1st-2010.  
Obtained a 2nd-2009 (TE Richard Quinn) and a 4th-2009 (G Seth Olsen) from Pittsburgh in exchange for a 3rd-2009 and a 3rd-2009.  
Obtained a 5th-2009 (WR Kenny McKinley) from Baltimore through New England, Philadelphia and Cleveland in exchange for a 5th-2009 and a 6th-2009.  
Obtained a 6th-2009 (QB Tom Brandstater) from Detroit in exchange for a 7th-2009 and a 5th-2010.  
Obtained DL Le Kevin Smith and a 7th-2010 from New England (traded to Washington via Philadelphia and New England) in exchange for a 5th-2010.  
Obtained DL Russ Hochstein from New England in exchange for a 7th-2010.

### 2008

Obtained a 5th-2009 (traded to Chicago) from Seattle in exchange for WR Keary Colbert.  
Obtained a 7th-2009 (traded to Detroit) from Atlanta in exchange for CB Dominique Foxworth.  
Obtained a 5th-2010 from Dallas (traded to New Orleans through New England, Oakland and Jacksonville) in exchange for G Montrae Holland.  
Obtained DT Dewayne Robertson from N.Y. Jets in exchange for a conditional 2009 draft pick (did not meet conditions).  
Obtained 6th-2008 (FB/LB Spencer Larsen) from Houston in exchange for C Chris Myers.

### 2007

Obtained a 5th-2008 (RB Ryan Torain) from Oakland in exchange for DT Gerard Warren.  
Obtained DT Jimmy Kennedy from St. Louis in exchange for a 6th-2008 (traded to Washington).  
Obtained a 4th-2007 (DT Marcus Thomas) from Minnesota in exchange for a 6th-2007, a 7th-2007 and a 3rd-2008.  
Obtained a 1st-2007 (DE Jarvis Moss) from Jacksonville in exchange for a 1st-2007, a 3rd-2007 and a 6th-2007.  
Obtained a 7th-2008 (FB Peyton Hillis) from Tampa Bay in exchange for QB Jake Plummer.  
Obtained CB Dré Bly and a 6th-2007 (traded to Minnesota) from Detroit in exchange for RB Tatum Bell, T George Foster and a 5th-2007.

### 2006

Obtained a 3rd-2007 (T Ryan Harris) and a 4th-2008 (CB Jack Williams) from Washington in a three-way trade in which Denver WR Ashley Lelie was sent to Atlanta.  
Obtained WR Javon Walker from Green Bay in exchange for a 2nd-2006 (traded to Atlanta).  
Obtained a 1st-2006 (QB Jay Cutler) from St. Louis in exchange for a 1st-2006 and a 3rd-2006.  
Obtained a 2nd-2006 (traded to Green Bay) and a 3rd-2006 (traded to St. Louis) from San Francisco in exchange for a 1st-2006.  
Obtained 1st-2006 (traded to St. Louis) from Atlanta in exchange for a 1st-2006, a 3rd-2006 and a 4th-2007.

### 2005

Obtained DE John Engelberger from San Francisco in exchange for CB Willie Middlebrooks.  
Obtained P Todd Sauerbrun from Carolina in exchange for P Jason Baker and a 7th-2006.  
Obtained a 3rd-2005 (CB Karl Paymah), a 1st-2006 (traded to San Francisco), a 3rd-2006 (traded to St. Louis) and 4th-2006 (WR Brandon Marshall) from Washington in exchange for a 1st-2005.  
Obtained DE Ebenezer Ekuban and DT Michael Myers from Cleveland in exchange for RB Reuben Droughns.  
Obtained DT Gerard Warren from Cleveland in exchange for a 4th-2005.

## MAJOR TRADES, CONT.

### 2004

Obtained DT Ellis Johnson from Atlanta in exchange for a 5th-2005.  
Obtained a 1st-2004 (LB D.J. Williams) from Cincinnati in exchange for CB Deltha O'Neal, a 1st-2004, a 4th-2004, and a 4th-2004.  
Obtained CB Champ Bailey and a 2nd-2004 (RB Tatum Bell) from Washington in exchange for RB Clinton Portis.

### 2003

Obtained a 6th-2004 (WR Triandos Luke) from Washington in exchange for DT Lionel Dalton.  
Obtained a 4th-2003 (DE Bryant McNeal) and a 5th-2003 (C Ben Claxton) from New England in exchange for a 4th-2003.  
Obtained a 4th-2003 (RB Quentin Griffin), a 4th-2003 (traded to New England) and a 7th-2003 (DE Clint Mitchell) from Carolina in exchange for a 3rd-2003.

### 2002

Obtained a 4th-2002 (S Sam Brandon) and a 5th-2002 (WR Herb Haygood) from New England in exchange for a 4th-2002.  
Obtained a 3rd-2002 (DT Dorsett Davis) from Baltimore in exchange for a 4th-2002 and a 5th-2002.

### 2001

Obtained a 7th-2002 (S Chris Young) from Atlanta in exchange for LB Henri Crockett.  
Obtained a 4th-2002 (traded to Baltimore) from Atlanta in exchange for a 7th-2001, a 7th-2001 and a 7th-2001.  
Obtained a 2nd-2001 (DE Paul Toviessi) from Buffalo in exchange for a 2nd-2001 and a 4th-2001.

### 2000

Obtained a 4th-2001 (traded to Buffalo) from Buffalo in exchange for CB Chris Watson.  
Obtained a 4th-2001 (C Ben Hamilton) from Green Bay in exchange for LB Nate Wayne.  
Obtained WR Robert Scott from Green Bay in exchange for a conditional draft choice.  
Obtained a 5th-2000 (WR Muner Moore) from Seattle in exchange for a 6th-2000 and a 7th-2000.  
Obtained a 1st-2000 (CB Deltha O'Neal) and a 2nd-2000 (S Kenoy Kennedy) from Baltimore in exchange for a 1st-2000.  
Obtained a 6th-2000 (RB Mike Anderson) from St. Louis in exchange for RB Derek Loville.  
Obtained S Billy Jenkins from St. Louis in exchange for a 5th-2000 and a 5th-2001.  
Obtained a 7th-2001 (traded to Atlanta) from Green Bay in exchange for LB David BOWENS.

### 1999

Obtained a 7th-2000 (traded to Seattle) and a 7th-2001 (traded to Atlanta) from Washington in exchange for CB Tito Paul.  
Obtained RB John Avery from Miami in exchange for WR Marcus Nash.  
Obtained a 6th-1999 (TE Desmond Clark) and a 7th-1999 (WR Billy Miller) from Washington in exchange for a 5th-1999.  
Obtained a 3rd-1999 (CB Chris Watson) and a 4th-2000 (G/T Cooper Carlisle) from Carolina in exchange for QB Jeff Lewis.

### 1998

Obtained a 5th-1999 (DE/LB David BOWENS) from Dallas in exchange for TE Kendell Watkins.  
Obtained a 7th-1998 (T Trey Teague) from Philadelphia in exchange for a 6th-1999.  
Obtained a 2nd-1999 (DE Montae Reagor) from San Francisco in exchange for T Jamie Brown.

### 1997

Obtained a 3rd-1997 (G Dan Neil) from N.Y. Jets for a 3rd-1997, a 6th-1997, a 7th-1997 and a 6th-1998.  
Obtained T Tony Jones from Baltimore for a 2nd-1997.

### 1996

Obtained WR Todd Kinchen from St. Louis for a 5th-1997.  
Obtained a 2nd-1996 (traded to Baltimore) and a 7th-1996 (P Brian Gragert) from Detroit in exchange for RB/KR Glyn Milburn.  
Obtained a 4th-1996 (S Darius Johnson), a 5th-1996 (WR Patrick Jeffers) and a 7th-1996 (RB L.T. Levine) from Carolina in exchange for a 4th-1996.

### 1995

Obtained a 4th-1995 (T Jamie Brown) and a 6th-1995 (RB Terrell Davis) from Minnesota in exchange for a 4th-1995.

### 1994

Obtained a 4th-1995 (LB Ken Brown) from L.A. Rams in exchange for QB Tommy Maddox.  
Obtained a 7th-1994 (C Tom Nalen) from N.Y. Giants in exchange for WR Arthur Marshall.  
Obtained WR Mike Pritchard and a 7th-1995 (TE Byron Chamberlain) from Atlanta in exchange for a 3rd-1994 and a 1st-1995.  
Obtained DT Ted Washington from San Francisco in exchange for a 5th-1994.  
Obtained CB Ben Smith from Philadelphia in exchange for a 3rd-1995 and a 5th-1996.

### 1993

Obtained T Gary Zimmerman from Minnesota in exchange for a 1st-1994, a 6th-1994 and a 2nd-1995.  
Obtained a 7th-1994 (Butler By'not'e) from Green Bay in exchange for G Doug Widell.  
Obtained a conditional draft choice from Minnesota in exchange for WR Vance Johnson.  
Obtained a 1st-1993 (Dan Williams) from Cleveland in exchange for a 1st-1993 and a 3rd-1993.  
Obtained a 3rd-1993 (Rondell Jones) from L.A. Raiders in exchange for RB Gaston Green.  
Obtained a 3rd-1993 (traded to Cleveland) and a 7th-1993 (Clarence Williams) from Atlanta in exchange for S Alton Montgomery.

### 1992

Obtained RB Sammie Smith from Miami in exchange for RB Bobby Humphrey.  
Obtained a 7th-1992 (Jim Johnson) and an 8th-1992 (Dietrich Lockridge) from N.Y. Jets in exchange for a 6th-1992.  
Obtained a 7th-1992 (Ron Geater) from Tampa Bay in exchange for WR Ricky Nattiel.

### 1991

Obtained T Harvey Salem from Detroit in exchange for a 3rd-1992.  
Obtained RB Gaston Green and a 4th-1991 (Derek Russell) from L.A. Rams for T Gerald Perry and a 12th-1991.

### 1990

Obtained DE David Galloway from Phoenix in exchange for an 8th-1991.  
Obtained T/C David Widell from Dallas in exchange for a 7th-1991.  
Obtained an 8th-1991 (traded to Phoenix) from Phoenix in exchange for TE David Little.  
Obtained a 10th-1990 (James Szymanski) from L.A. Raiders in exchange for an 11th-1990.  
Obtained a 5th-1990 (Jeff Davidson) from New England for a 4th-1991.

### 1989

Obtained DE Ron Holmes from Tampa Bay in exchange for a 4th-1990.  
Obtained DE Kevin Brooks and a 4th-1990 (Jeroy Robinson) from Dallas in exchange for a 3rd-1990.  
Obtained K David Treadwell from Phoenix in exchange for a 12th-1990.  
Obtained a 1st-1989 (Steve Atwater), a 2nd-1989 (Warren Powers) and a 5th-1989 (Darren Carrington) from Cleveland in exchange for a 1st-1989.

### 1988

Obtained FB Calvin Thomas from Chicago in exchange for a conditional draft choice.

Obtained NT Shawn Knight from New Orleans in exchange for NT Ted Gregory.  
Obtained a future draft choice from Washington in exchange for RB/TE Bobby Micho.  
Obtained C Mike Ruetter from Phoenix in exchange for LB Ricky Hunley.  
Obtained RB Tony Dorsett from Dallas in exchange for a 5th-1989.  
Obtained S Kip Corrington from Detroit in exchange for a conditional future draft choice.

#### 1987

Obtained a 10th-1988 (Channing Williams) from Pittsburgh in exchange for LB Ken Woodard.  
Obtained G Stefan Humphries from Chicago in exchange for P Bryan Wagner.  
Obtained C/G Larry Lee from Miami in exchange for an 8th-1988.

#### 1986

Obtained an 11th-1987 (Steve Roberts) and a 7th-1988 from L.A. in exchange for LB Steve Busick.  
Obtained CB Mark Haynes from N.Y. Giants in exchange for a 2nd-1986, a 6th-1986 and a 2nd-1987.

#### 1985

Obtained TE Mike Barber from L.A. Rams in exchange for a 12th-1986.  
Obtained a 2nd-1985 (Vance Johnson) from Houston in exchange for a 2nd-1985 and a 5th-1985.  
Obtained a 6th-1986 (Orson Mobley) from Green Bay in exchange for QB Scott Brunner.

#### 1984

Obtained a 6th-1986 (traded to N.Y. Giants) from Tampa Bay in exchange for DE Brison Manor.  
Obtained LB Ricky Hunley from Cincinnati for a 1st-1986, a 3rd-1986 and a 5th-1987.  
Obtained WR Butch Johnson from Houston in exchange for a 3rd-1985.  
Obtained WR Dave Logan from Cleveland in exchange for a 4th-1984.  
Obtained QB Scott Brunner from N.Y. Giants in exchange for a 4th-1984.  
Obtained a 4th-1984 (Randy Robbins) and a 2nd-1985 (traded to Houston) from Tampa Bay in exchange for QB Steve DeBerg.  
Obtained TE Eason Ramson from San Francisco in exchange for a 5th-1984.  
Obtained LB Stan Blinka from N.Y. Jets in exchange for a 6th-1985.

#### 1983

Obtained a 5th-1985 (Billy Hinson) from Miami in exchange for LB Larry Evans.  
Obtained an 8th-1984 (Winford Hood) from Green Bay in exchange for DE Greg Boyd.  
Obtained QB John Elway from Baltimore in exchange for G Chris Hinton, QB Mark Herrmann and a 1st-1984.

#### 1982

Obtained a 4th-1984 (traded to Cleveland) from New Orleans in exchange for T Kelvin Clark.  
Obtained S J.T. Thomas from Pittsburgh in exchange for an 8th-1983.  
Obtained LB Robert L. Jackson from Cleveland in exchange for a 6th-1982.  
Obtained a 1st-1982 (Gerald Willhite) and a 4th-1982 (Dan Plater) from Buffalo for a 1st-1982.

#### 1981

Obtained QB Steve DeBerg from San Francisco in exchange for a 4th-1983.  
Obtained WR Wade Manning from Buffalo in exchange for an 8th-1982.  
Obtained a 5th-1983 from New Orleans in exchange for LB Rob Nairne.  
Obtained RB Tony Reed from Kansas City in exchange for a 3rd-1981 and a 4th-1982.

#### 1980

Obtained WR Emery Moorehead from N.Y. Giants in exchange for an 8th-1981.  
Obtained RB Don Hardeman from Baltimore in exchange for a 12th-1980.  
Obtained CB Perry Smith from St. Louis in exchange for an 8th-1980 and a 10th-1981.  
Obtained RB Lawrence McCutcheon from L.A. Rams in exchange for a 3rd-1982.  
Obtained RB Matt Robinson from N.Y. Jets in exchange for QB Craig Penrose, a 1st-1980, a 2nd-1980.

#### 1979

Obtained an 8th-1980 (Don Coleman) from Baltimore in exchange for P Bucky Dilts.  
Obtained a 2nd-1980 (Rulon Jones), a 5th-1980 (Laval Short) and a 3rd-1981 (traded to Kansas City) to Oakland in exchange for DE Lyle Alzado.

#### 1978

Obtained T Tom Neville from New England in exchange for a 10th-1979.  
Obtained DB Charlie West and a 6th-1979 (Jeff McIntyre) from Detroit in exchange for TE Bill Gay.  
Obtained a 12th-1981 from Detroit in exchange for C Mike Montler.

#### 1977

Obtained RB Jim Jensen from Dallas in exchange for a 6th-1979.  
Obtained T Andy Maurer from San Francisco in exchange for a 9th-1978.  
Obtained C Mike Montler from Buffalo in exchange for a 2nd-1979.  
Obtained DB Bernard Jackson from Cincinnati in exchange for a 3rd-1978 and a 7th-1978.  
Obtained RB Craig Morton from N.Y. Giants in exchange for QB Steve Ramsey and a 5th-1978.

#### 1976

Obtained LB Godwin Turk from N.Y. Jets for a 5th-1977.  
Obtained T Bill Bain from Green Bay in exchange for a 3rd-1977.  
Obtained a 9th-1976 (Jim Lisko) from St. Louis in exchange for DB Jeff Severson.

#### 1975

Obtained DB Jeff Severson from Houston in exchange for a 7th-1976.  
Obtained past and future considerations from Kansas City in exchange for TE Billy Masters.  
Obtained C Phil Olsen from L.A. Rams in exchange for WR Otto Stowe, a 3rd-1976 and a 6th-1977.  
Obtained DB Clarence Ellis from Atlanta in exchange for DB Charles Greer, WR Jerry Simmons and a 6th-1976.  
Obtained DT Greg Marx and a 5th-1975 (Stan Rogers) from Atlanta in exchange for G Larron Jackson.

#### 1974

Obtained a 4th-1975 (Steve Taylor) from Kansas City in exchange for LB Tom Graham.  
Obtained a 10th-1975 (Hank Englehardt) from Kansas City in exchange for T Tom Drougas.  
Obtained a 3rd-1975 (QB/KS Mike Franckowiak) from N.Y. Giants in exchange for RB Joe Dawkins.  
Obtained RB Jon Keyworth from Washington in exchange for a 6th-1975 and an 11th-1975.  
Obtained DB John Rowser from Pittsburgh in exchange for a 6th-1974 and a 9th-1974.

## MAJOR TRADES, CONT.

### 1973

Obtained LB Ray May from Baltimore in exchange for a 3rd-1974 and an 8th-1974.  
Obtained DB Dale Hackbart from St. Louis in exchange for a 10th-1974.  
Obtained LB Bill Laskey from Baltimore in exchange for a 7th-1974.  
Obtained WR Gene Washington from Minnesota in exchange for WR Rod Sherman and a 5th-1974.

### 1972

Obtained a 3rd-1974 (Claudie Minor) and a 6th-1974 (traded to Pittsburgh) from Cleveland in exchange for QB Don Horn.  
Obtained WR Haven Moses from Buffalo in exchange for WR Dwight Harrison.  
Obtained a 3rd-1973 (Paul Howard) from Cleveland in exchange for DE Rich Jackson.  
Obtained C Bobby Maples from Pittsburgh in exchange for a 6th-1973.  
Obtained T Rick Sharp from Pittsburgh in exchange for an 8th-1973.  
Obtained DE/T Lloyd Voss from Pittsburgh in exchange for a 5th-1973.  
Obtained QB Charley Johnson from Houston in exchange for a 3rd-1973.  
Obtained RB Eddie Ray and a 3rd-1973 (John Wood) from San Diego in exchange for DT Dave Costa.  
Obtained a 7th-1973 (John Grant) from Baltimore in exchange for TE John Mosier.  
Obtained LB Al Andrews from Buffalo in exchange for LB Dave Washington.  
Obtained a 5th-1973 (traded to Pittsburgh) from New Orleans in exchange for LB John Huard.

### 1971

Obtained RB Joe Dawkins from Houston in exchange for RB Dickie Post.  
Obtained G Larron Jackson and a 5th-1972 (traded to Buffalo) from Houston for DB Cleophus Johnson.  
Obtained LB Olen Underwood from Houston in exchange for OG Bob Young.  
Obtained a 5th-1972 (WR Jim Krieg) from Philadelphia in exchange for QB Pete Liske.  
Obtained RB Dickie Post from San Diego in exchange for a 2nd-1972.  
Obtained QB Steve Ramsey from New Orleans in exchange for a 4th-1972.  
Obtained T Roger Shoals from Detroit in exchange for LB Carl Cunningham.  
Obtained QB John Stofa from Miami in exchange for a 7th-1972.  
Obtained DB Butch Byrd from Buffalo in exchange for a 5th-1972.  
Obtained DB Leroy Mitchell from Houston in exchange for DB John Charles.  
Obtained DB John Charles and a 4th-1972 (LB Tom Graham) from Minnesota in exchange for WR Al Denson.  
Obtained QB Don Horn and a 1st-1972 (TE Riley Odums) from Green Bay in exchange for DE Alden Roche and a 1st-1972.  
Obtained K Jim Turner from N.Y. Jets in exchange for K Bobby Howfield.

### 1970

Obtained DB Cornell Gordon from N.Y. Jets in exchange for DB Gus Hollomon.  
Obtained TE Jim Whalen from Boston in exchange for TE Tom Beer.  
Obtained DB Paul Martha from Pittsburgh in exchange for C Walter Highsmith and T Wallace Dickey.  
Obtained RB Booker Edgerson from Buffalo in exchange for a 5th-1972.  
Obtained FB Willis Crenshaw from St. Louis in exchange for a 3rd-1971.  
Obtained TE Billy Masters from Buffalo in exchange for a 5th-1971.  
Obtained an 8th-1971 (LB Tom Beard) from Houston in exchange for RB Tom Smiley.  
Obtained a 4th-1971 (DE Lyle Alzado) from Boston in exchange for K Charlie Gogolak.

### 1969

Obtained RB Tom Smiley from Cincinnati in exchange for WR Eric Crabtree.  
Obtained T Walt Barnes from Kansas City in exchange for an 8th-1970.

### 1968

Obtained a 4th-1969 (LB Mike Schnitker) from Kansas City in exchange for DT Curley Culp.  
Obtained a 3rd-1968 (T Robert Vaughan) from Kansas City in exchange for DB Goldie Sellers.  
Obtained a 4th-1968 (DB Drake Garrett) from Kansas City in exchange for RB Wendell Hayes.  
Obtained a 6th-1969 (RB Wandy Williams) from Buffalo in exchange for RB Charlie Mitchell.

### 1967

Obtained QB Steve Tensi from San Diego in exchange for a 1st-1968 and a 1st-1969.  
Obtained G Dick Tyson, LB Ray Schmautz and DE Rich Jackson from Oakland in exchange for WR Lionel Taylor and C Jerry Sturm.  
Obtained RB Cookie Gilchrist, QB George Wilson, G Ernie Park and DE Earl Faison from Miami in exchange for DE Dan LaRose, LB Jerry Hopkins, RB Abner Haynes and a 6th-1968.  
Obtained WR Bill Cronin from Miami in exchange for DT Ray Jacobs.  
Obtained DT Dave Costa from Buffalo in exchange for a 4th-1968.  
Obtained DT Rex Mirich and a 3rd-1967 (traded to Buffalo) from Oakland in exchange for DB Willie Brown and QB Mickey Slaughter.

### 1966

Obtained a 3rd-1967 (T Mike Current) and a 5th-1967 (FB Fran Lynch) from Miami in exchange for RB Cookie Gilchrist.  
Obtained LB Archie Matsos from Oakland in exchange for RB Hewritt Dixon.

### 1965

Obtained RB Cookie Gilchrist from Buffalo in exchange for RB Billy Joe.  
Obtained RB Abner Haynes from Kansas City in exchange for LB Jim Fraser.

### 1964

Obtained DT Stan Fanning and a 6th-1964 (FL Al Denson) from Oakland in exchange for RB Gene Mingo.  
Obtained QB Jacky Lee (for two years) from Houston in exchange for a 1st-1965 and DT Bud McFadin.  
Obtained LB Marv Matuszak and DB Billy Atkins from Buffalo in exchange for C Walt Cudzik.  
Obtained DT/K Dick Guesman, DE Ed Cooke, DT Charlie Janerette, G Sid Fournet and LB Jim Price from N.Y. Jets in exchange for DB Bob Zeman, LB Wahoo McDaniel, WR Gene Prebola and DT Gordy Holz.

### 1962

Obtained RB Bo Dickinson from Dallas in exchange for OB Carl Larpenter.  
Obtained HB Bob Scarpitto, DB Bob Zeman and OE Luther Hayes from San Diego in exchange for cash.

### 1960

Obtained DB Goose Gonsoulin from Dallas in exchange for FB Jack Spikes.

## ALL-TIME COACHES ROSTER

COACH	POSITION	YEARS OF SERVICE (TOTAL)
<b>A</b>		
Dennis Allen	Defensive Coordinator	2011 (1)
<b>B</b>		
Joe Baker	Linebackers	2007 (1)
	Offensive Assistant	2008 (1)
Vernon Banks	Strength and Conditioning	1993-94 (2)
<b>Clancy Barone</b>	<b>Tight Ends</b>	<b>2009, '11-14 (5)</b>
	<b>Offensive Line</b>	<b>2010, '15 (2)</b>
Marvin Bass	Special Assistant	1982-83, '85-92 (10)
	Offensive Line	1984 (1)
Jeremy Bates	Offensive Assistant	2006 (1)
	Wide Receivers/Quarterbacks	2007 (1)
	Quarterbacks	2008 (1)
Jim Bates	Assistant Head Coach/Defense	2007 (1)
Chip Beake	Quality Control	2006 (1)
<b>Chris Beake</b>	<b>Defensive Quality Control</b>	<b>2013 (1)</b>
	<b>Defensive Assistant</b>	<b>2014-15 (2)</b>
Raymond Berry	Quarterbacks	1992 (1)
Marv Braden	Special Teams	1977-80 (4)
Ronnie Bradford	Special Teams Assistant	2003 (1)
	Special Teams	2004-06 (3)
	Assistant Defensive Backs	2007 (1)
	Defensive Backs	2008 (1)
	Tight Ends	2005-06 (2)
Tim Brewster	<b>Assistant Secondary</b>	<b>2015 (1)</b>
<b>Samson Brown</b>	Defensive Line	2002-04, '07-08 (5)
Jacob Burney	Defensive Line/Ends	2005-06 (2)
Keith Burns	Special Teams Assistant	2007-12 (6)
Frank Bush	Linebackers	1995-99 (5)
	Nickel Package/Secondary	2000 (1)
	Special Teams	2001-03 (3)
<b>C</b>		
Troy Calhoun	Defensive Assistant	2003 (1)
	Offensive Assistant/Special Teams	2004 (1)
	Assistant to Head Coach	2005 (1)
Brian Callahan	Coaching Assistant	2010 (1)
	Offensive Quality Control	2011-12 (2)
	Offensive Assistant	2014 (2)
	Offensive Assistant/OBs	2015 (1)
Ken Carpenter	Assistant	1961 (1)
Rubin Carter	Assistant Defensive Line	1987-88 (2)
Jim Cason	Backfield	1960 (1)
Dwayne Chandler	Assistant Strength and Conditioning	2007-08 (2)
Barney Chavous	Assistant Strength and Conditioning	1989 (1)
	Defensive Assistant	1990-92 (3)
	Assistant Strength/Assistant Defensive Line	1993-94 (2)
	Assistant Strength/Assistant Offensive Line	1995-99 (5)
<b>Tony Coaxum</b>	<b>Assistant Special Teams</b>	<b>2015 (1)</b>
Max Coley	Offensive Coordinator	1972-76 (5)
Joe Collier	Defensive Backfield	1969-71 (3)
	Defensive Coordinator	1972-81 (10)
	Assistant Head Coach/Defense	1982-88 (7)
Jim Bob Cooter	Offensive Assistant	2013 (1)
Dick Coury	Wide Receivers	1972-73 (2)
Larry Coyer	Linebackers	2000-02 (3)
	Defensive Coordinator	2003-06 (4)
<b>James Cregg</b>	<b>Assistant Offensive Line</b>	<b>2014-15 (2)</b>
<b>D</b>		
Kay Dalton	Wide Receivers	1974-76 (3)
	Special Offensive Assistant	1986 (1)
<b>Joe DeCamillis</b>	<b>Defensive Quality Control</b>	<b>1991-92 (2)</b>
	<b>Special Teams Coordinator</b>	<b>2015 (1)</b>
Jack Del Rio	Defensive Coordinator	2012-14 (3)
<b>Rick Dennison</b>	<b>Offensive Assistant</b>	<b>1995-96 (2)</b>
	<b>Special Teams</b>	<b>1997-2000 (4)</b>
	<b>Offensive Line</b>	<b>2001-05, '09 (6)</b>
	<b>Offensive Coordinator</b>	<b>2006, '15 (2)</b>
	<b>Offensive Coordinator/Offensive Line</b>	<b>2007-08 (2)</b>
George Dickson	Defensive Backs	1964-65 (2)
Dale Dodrill	Defensive Line	1960-63, '66 (5)
Kirk Doll	Assistant Defensive Backs	2004 (1)
	Linebackers	2005-06 (2)
Ed Donatell	Defensive Backs	1995-99, '09-10 (7)
Karl Dorrell	Wide Receivers	2000-02 (3)



## ALL-TIME COACHES ROSTER, CONT.

### D (CONT.)

Whitey Dovell	Offensive Line	1967-70, '79-80	(6)
	Special Teams/Tight Ends	1971	(1)
Rod Dowhower	Offensive Coordinator	1980	(1)
	Offensive Coordinator/Wide Receivers	1981-82	(2)
George Dyer	Defensive Line	1995-2001	(7)
	Assistant to Head Coach	2002	(1)

### E

Hunter Enis	Offensive Backs	1967-71	(5)
<b>Mike Eubanks</b>	<b>Assistant Strength and Conditioning</b>	<b>2012-15</b>	<b>(4)</b>

### F

Jim Fassel	Offensive Coord./Quarterbacks	1993	(1)
	Assistant Head Coach/Offensive Coordinator	1994	(1)
Jack Faulkner	Head Coach	1962-64	(3)
Frank Filchock	Head Coach	1960-61	(2)
Jedd Fisch	Wide Receivers	2008	(1)
Mo Forte	Running Backs	1988-92	(5)
	Wide Receivers	1993-94	(2)
John Fox	Head Coach	2011-14	(4)
Jerry Frei	Offensive Line	1972-75, '81-82	(6)
Leon Fuller	Defensive Backs	1994	(1)

### G

Chan Gailey	Special Teams/Tight Ends	1985-86	(2)
	Tight Ends/Receivers	1987	(1)
	Quarterbacks	1988	(1)
	Offensive Coordinator/Receivers	1989-90	(2)
Bob Gambold	Linebackers	1972-73	(2)
	Defensive Backs	1974-77	(4)
Sam Garnes	Assistant Secondary	2011-14	(4)
Adam Gase	Wide Receivers	2009-10	(2)
	Quarterbacks	2011-12	(2)
	Offensive Coordinator	2013-14	(2)
Jason George	Assistant Strength and Conditioning	2012-14	(3)
Alex Gibbs	Offensive Line	1984-87	(4)
	Assistant Head Coach/Offensive Line	1995-2003	(9)
	Offensive Consultant	2013	(1)
David Gibbs	Safeties	2001	(1)
	Secondary	2002-04	(3)
Mike Giddings	Assistant Offensive Line	1976	(1)
Gary Glick	Defensive Backs	1962	(1)
I.J. Gorman	Strength and Conditioning	1983-84	(2)
Ken Gray	Offensive Line	1977-78	(2)
Bob Griffin	Assistant	1966	(1)

### H

John Hadl	Quarterbacks/Receivers	1983	(1)
Bo Hardegree	Quality Control-Offense	2014	(1)
Bishop Harris	Running Backs	1993-94	(2)
Mike Heimerdinger	Wide Receivers	1995-99	(5)
	Assistant Head Coach	2006	(1)
	Assistant Head Coach/Quarterbacks	2007	(1)
George Henshaw	Offensive Line	1988-90	(3)
	Wide Receivers	1991	(1)
	Offensive Coordinator/Receivers	1992	(1)
<b>Reggie Herring</b>	<b>Linebackers</b>	<b>2015</b>	<b>(1)</b>
Ed Hughes	Defensive Backs	1963	(1)

### J

Charlie Jackson	Defensive Assistant	2007-08	(2)
Bill Johnson	Defensive Line	2007-08	(2)
Charley Johnson	Quarterbacks	1976	(1)
Reed Johnson	Special Teams	1981	(1)
Stan Jones	Defensive Line	1967-71, '76-88	(18)

### K

Larry Kennan	Wide Receivers	1988	(1)
<b>Greg Knapp</b>	<b>Quarterbacks</b>	<b>2013-14</b>	<b>(2)</b>
	<b>Quarterbacks/Passing Game Coordinator</b>	<b>2015</b>	<b>(1)</b>
<b>Bill Kollar</b>	<b>Defensive Line</b>	<b>2015</b>	<b>(1)</b>
<b>Gary Kubiak</b>	<b>Offensive Coordinator/Quarterbacks</b>	<b>1995-2002</b>	<b>(8)</b>
	<b>Offensive Coordinator</b>	<b>2003-05</b>	<b>(3)</b>
	<b>Head Coach</b>	<b>2015</b>	<b>(1)</b>

### L

Charlie Lee	Running Backs	1981	(1)
Earl Leggett	Defensive Line	1989-90	(2)
John Levra	Offensive Line	1993-94	(2)

**L (CONT.)**

<b>Anthony Lomando</b>	<b>Assistant Strength and Conditioning</b> . . . . .	<b>2012-15 (4)</b>
<b>Dennis Love</b>	<b>Assistant Strength and Conditioning</b> . . . . .	<b>2015 (1)</b>
Justin Lovett	Strength and Conditioning Assistant . . . . .	2010-11 (2)
<b>Marc Lubick</b>	<b>Assistant Wide Receivers</b> . . . . .	<b>2015 (1)</b>
Anthony Lynn	Assistant Special Teams . . . . .	2000-02 (3)

**M**

Dick MacPherson	Defensive Backs . . . . .	1967-68 (2)
	Linebackers . . . . .	1969-70 (2)
Dave Magazu	Offensive Line . . . . .	2011-14 (4)
Ray Malavasi	Defensive Line . . . . .	1964-65 (2)
	Head Coach/Offensive Line . . . . .	1966 (1)
Pete Mangurian	Tight Ends/Assistant Offensive Line . . . . .	1988-90 (3)
	Offensive Line . . . . .	1991-92 (2)
Jim Martin	Offensive Line . . . . .	1962 (1)
Don "Wink" Martindale	Linebackers . . . . .	2009 (1)
	Defensive Coordinator . . . . .	2010 (1)
Marv Matuszak	Defensive Backs . . . . .	1966 (1)
Richie McCabe	Defensive Backs . . . . .	1978-82 (5)
Mike McCoy	Offensive Coordinator/Quarterbacks . . . . .	2009 (1)
	Offensive Coordinator . . . . .	2010-12 (3)
Ben McDaniels	Coaching Assistant . . . . .	2009 (1)
	Quarterbacks . . . . .	2010 (1)
Josh McDaniels	Head Coach . . . . .	2009-10 (2)
Thomas McGaughey	Special Teams Assistant . . . . .	2005-06 (2)
Pat McPherson	Defensive Assistant . . . . .	1998 (1)
	Offensive Assistant . . . . .	1999-2002 (4)
	Quarterbacks . . . . .	2003-06 (4)
	Tight Ends . . . . .	2007-08 (2)
Bus Mertes	Offensive Back . . . . .	1965-66 (2)
Keith Millard	Assistant Defensive Line/Pass Rush Specialist . . . . .	2003-04 (2)
Al Miller	Strength and Conditioning . . . . .	1985-92 (8)
Red Miller	Offensive Line . . . . .	1963-65 (3)
	Head Coach . . . . .	1977-80 (4)
Ron Milus	Defensive Backs . . . . .	2000-02, '11-12 (5)
Myrel Moore	Offensive Line/Special Teams . . . . .	1972 (1)
	Linebackers . . . . .	1973-77, '83-88 (11)
	Offensive Line . . . . .	1982 (1)

**N**

Nick Nicolau	Special Assistant . . . . .	1981 (1)
	Running Backs . . . . .	1982-87 (6)
Mike Nolan	Special Teams . . . . .	1987 (1)
	Special Teams/Defensive Assistant . . . . .	1988 (1)
	Linebackers . . . . .	1989-92 (4)
	Defensive Coordinator . . . . .	2009 (1)
Rex Norris	Defensive Line . . . . .	1994 (1)
Wayne Nunnely	Defensive Line . . . . .	2009-11 (3)

**O**

Scott O'Brien	Special Teams Coordinator . . . . .	2007-08 (2)
---------------	-------------------------------------	-------------

**P**

<b>Fred Pagac</b>	<b>Outside Linebackers</b> . . . . .	<b>2015 (1)</b>
Dwain Painter	Offensive Assistant . . . . .	1997 (1)
<b>Brian Pariani</b>	<b>Tight Ends</b> . . . . .	<b>1995-2004, '15 (11)</b>
Babe Parilli	Quarterbacks . . . . .	1977-79 (3)
Andre Patterson	Defensive Line/Tackles . . . . .	2005-06 (2)
Roman Phifer	Assistant Linebackers . . . . .	2009-10 (2)
<b>Wade Phillips</b>	<b>Defensive Coordinator</b> . . . . .	<b>1989-92, '15 (5)</b>
	<b>Head Coach</b> . . . . .	<b>1993-94 (2)</b>
Fran Polsfoot	Wide Receivers . . . . .	1977-80 (4)
	Tight Ends/Special Teams . . . . .	1981-84 (4)
Ricky Porter	Offensive Assistant . . . . .	1997-98 (2)
	Assistant Strength and Conditioning . . . . .	1999 (1)
Mike Priefer	Special Teams Coordinator . . . . .	2009-10 (2)

**R**

Dan Radakovich	Offensive Line . . . . .	1983 (1)
John Ralston	Head Coach . . . . .	1972-76 (5)
Dan Reeves	Head Coach . . . . .	1981-92 (12)
Alvin Reynolds	Assistant Defensive Backs/Quality Control . . . . .	1993-94 (2)
	Defensive Assistant/Assistant Defensive Backs . . . . .	1995 (1)
Ray Rhodes	Defensive Coordinator . . . . .	2001-02 (2)
Harold Richardson	Special Teams . . . . .	1989-90 (2)
	Special Teams/Tight Ends . . . . .	1991-92 (2)
	Special Assistant to Head Coach/Offense . . . . .	1993-94 (2)
<b>Luke Richesson</b>	<b>Strength and Conditioning</b> . . . . .	<b>2012-15 (4)</b>
Paul Roach	Offensive Backs . . . . .	1977-80 (4)
Greg Robinson	Defensive Coordinator . . . . .	1995-2000 (6)

## ALL-TIME COACHES ROSTER, CONT.

### R (CONT.)

Jay Rodgers	Coaching Assistant . . . . .	2009-10 (2)
	Defensive Quality Control . . . . .	2011 (1)
	Defensive Line . . . . .	2012-14 (3)
Jeff Rodgers	Special Teams Coordinator . . . . .	2011-14 (4)
Sam Rutigliano	Wide Receivers . . . . .	1967-70 (4)
Jim Ryan	Defensive Assistant . . . . .	2005-06 (2)
	Offensive Assistant . . . . .	2007 (1)
	Linebackers . . . . .	2008 (1)

### S

Lou Saban	Head Coach . . . . .	1967-71 (5)
Greg Saporta	Strength and Conditioning Assistant . . . . .	1995-2011 (17)
Mike Shanahan	Wide Receivers . . . . .	1984 (1)
	Offensive Coordinator . . . . .	1985-87 (3)
	Quarterbacks . . . . .	1989-90 (2)
	Offensive Coordinator . . . . .	1991 (1)
Bob Slowik	Head Coach . . . . .	1995-2008 (14)
	Defensive Backs . . . . .	2005-06 (2)
	Defensive Coordinator/Defensive Backs . . . . .	2007 (1)
	Defensive Coordinator . . . . .	2008 (1)
Ryan Slowik	Defensive Assistant . . . . .	2005-06 (2)
	Special Teams Assistant . . . . .	2007 (1)
	Assistant Defensive Backs . . . . .	2008 (1)
Cedric Smith	Assistant Strength and Conditioning . . . . .	2001-06 (6)
Jerry Smith	Offensive Line/Head Coach . . . . .	1971 (1)
Richard Smith	Special Teams/Assistant Linebackers . . . . .	1993-94 (2)
	Special Teams . . . . .	1995-96 (2)
	Linebackers . . . . .	2011-14 (4)
Rick Smith	Defensive Assistant . . . . .	1996-99 (4)
Mac Speedie	Offensive Ends . . . . .	1962-63 (2)
	Offensive Ends/Head Coach . . . . .	1964 (1)
	Head Coach . . . . .	1965-66 (2)
Jimmy Spencer	Assistant Defensive Backs . . . . .	2003, '05-06 (3)
	Defensive Backs . . . . .	2004 (1)
Ernie Stautner	Defensive Line . . . . .	1991-93 (3)
Les Steckel	Tight Ends . . . . .	1993-94 (2)
<b>Eric Stutesville</b>	<b>Running Backs/Head Coach . . . . .</b>	<b>2010 (1)</b>
	<b>Running Backs . . . . .</b>	<b>2011-15 (5)</b>
Derius Swinton	Assistant Special Teams . . . . .	2013-14 (2)

### T

John Teerlinck	Pass Rush Specialist . . . . .	1997-2001 (5)
<b>Tyke Tolbert</b>	<b>Wide Receivers . . . . .</b>	<b>2011-15 (5)</b>
Terry Tumey	Defensive Assistant . . . . .	1999-2000 (2)
Bobby Turner	Running Backs . . . . .	1995-2009 (15)
Rich Tuten	Strength and Conditioning . . . . .	1995-2011 (17)

### U

Cory Undlin	Defensive Quality Control . . . . .	2012 (1)
	Defensive Backs . . . . .	2014 (2)
Doc Urich	Defensive Line . . . . .	1972-75 (4)
	Offensive Line . . . . .	1976 (1)
	Special Teams . . . . .	1984 (1)
	Tight Ends/Assistant Offensive Line . . . . .	1985 (1)

### W

Doak Walker	Special Assignments . . . . .	1966 (1)
Charlie Waters	Special Teams . . . . .	1988 (1)
	Defensive Backs . . . . .	1989-92 (4)
	Defensive Coordinator . . . . .	1993-94 (2)
Steve Watson	Defensive Assistant . . . . .	2001-02 (2)
	Wide Receivers . . . . .	2003-06 (4)
	Associate Head Coach . . . . .	2007-08 (2)
Charlie West	Defensive Backs . . . . .	1983-88 (6)
<b>Joe Woods</b>	<b>Defensive Backs . . . . .</b>	<b>2015 (1)</b>

### Y

Zaven Yarialian	Head Coach's Assistant . . . . .	2001 (1)
John-Paul Young	Linebackers . . . . .	1993-94 (2)

### Z

Bob Zeman	Linebackers . . . . .	1978-82 (5)
-----------	-----------------------	-------------



# BRONCOS ALL-TIME ROSTER

List includes players who spent time on the active roster during the regular or postseason. **Current players in bold.**

† Indicates player was signed during 1987 strike, and played only during that three-game span as a replacement player)

\* Indicates information is incomplete; does not include starts for seasons prior to 1968

No.	Name	Pos.	Hgt.	Wgt.	College	GP	GS	Years
21	Hamza Abdullah	S	6-2	213	Washington State	24	8	2005-08
81	Bob Adams	TE	6-2	225	Pacific	2	0	1975
12/81	Charlie Adams	WR	6-2	190	Holstra	24	2	2003-06
20	Mike Adams	S	5-11	200	Delaware	32	23	2012-13
95	Sam Adams	DT	6-3	350	Texas A&M	11	11	1997
73	Scott Adams	T	6-6	315	Georgia	0	0	2007
60	Kenneth M. Adamson	G	6-2	235	Notre Dame	32	N/A	1960-62
57	Allen Aldridge	LB	6-1	245	Houston	64	45	1994-97
68	Steve Alexakos	G	6-2	260	San Jose State	8	1	1970
58	Elijah Alexander	LB	6-2	230	Kansas State	41	24	1993-95
40	Jeff Alexander	RB	6-0	232	Southern	21	6	1989, '92
58	Kevin Alexander	LB	6-4	265	Clemson	8	0	2010
69	P.J. Alexander	T	6-4	297	Syracuse	16	0	2003-05, '07
80	Ray Alexander	WR	6-4	195	Florida A&M	8	0	1984
45	Roc Alexander	CB	5-10	190	Washington	26	1	2004-05
82	Stephen Alexander	TE	6-4	250	Oklahoma	32	29	2005-07
25	Ted Allen	RB	6-0	195	Springfield College	4	0	1969
24	Donald R. Allen	FB	5-0	200	Texas	10	N/A	1960
22	Elihu (Buddy) Allen	HB	5-11	193	Utah State	1	N/A	1961
57	Ty Allert	LB	6-2	233	Texas	7	0	1990
73	Henry Allison	T	6-3	255	San Diego State	3	0	1977
62	Vaughn S. (Buddy) Alliston	LB	6-0	218	Mississippi	11	N/A	1960
94	Luis Almanzar	DT	6-3	295	Southwest Missouri State	0	0	2003
25	Anthony Alridge	RB	5-9	185	Houston	0	0	2008
77	Lyle Alzado	DE	6-3	255	Yankton College	99	98	1971-78
22	David R. Ames	HB	6-0	185	Richmond	7	N/A	1961
<b>22</b>	<b>C.J. Anderson</b>	<b>RB</b>	<b>5-8</b>	<b>224</b>	<b>California</b>	<b>35</b>	<b>13</b>	<b>2013-15</b>
11	Bobby Anderson	HB	6-0	208	Colorado	48	22	1970-73
23	Marques Anderson	S	5-11	210	UCLA	6	0	2005
38	Mike Anderson	RB	6-0	230	Utah	74	51	2000-05
83	Willie "Flipper" Anderson	WR	6-0	175	UCLA	4	0	1997
86	Mitch Andrews	TE	6-2	239	Louisiana State	8	3	1987
84	Lou Andrus	LB	6-6	230	Brigham Young	8	N/A	1967
<b>91</b>	<b>Kenny Anunike</b>	<b>DE</b>	<b>6-5</b>	<b>275</b>	<b>Duke</b>	<b>6</b>	<b>3</b>	<b>2015</b>
92	Lester Archambeau	DE	6-5	275	Stanford	3	0	2000
83	Justin Armour	WR	6-4	210	Stanford	8	0	1998
24	Otis Armstrong	RB	5-10	196	Purdue	96	58	1973-80
65	LeFrancis Arnold	G/C	6-3	245	Oregon	2	0	1974
73	Mike Askea	T	6-4	260	Stanford	4	0	1973
28	Billy Atkins	DB	6-1	196	Auburn	3	N/A	1964
74	Frank Atkinson	DE	6-3	240	Stanford	3	N/A	1964
47	George Atkinson	S	6-0	180	Morris Brown	6	0	1979
27	Steve Atwater	S	6-3	217	Arkansas	155	155	1989-98
76	Marvin Austin Jr.	DT	6-2	312	North Carolina	15	0	2014
33	John Avery	RB	5-9	190	Mississippi	7	0	1999
67	John Ayers	G	6-5	258	West Texas State	9	5	1987
56/91	Robert Ayers	OLB/DE	6-3	274	Tennessee	72	27	2009-13
<b>B</b>								
56/65	Jay Bachman	C	6-3	250	Cincinnati	45	1	1968-71
97	Boss Bailey	LB	6-3	232	Georgia	6	6	2008
24	Champ Bailey	CB	6-0	192	Georgia	135	132	2004-13
75	Bill Bain	T	6-4	279	Southern California	15	14	1976-1978
75	Chris Baker	DL	6-2	329	Hampton	1	0	2009
6	Jason Baker	P	6-2	205	Iowa	4	0	2004
74	Jerry Baker	T	6-2	297	Tulane	5	0	1983
35	Lance Ball	RB	5-9	224	Maryland	41	0	2010-12
28	Montee Ball	RB	5-10	215	Wisconsin	21	3	2013-14
79	Chris Banks	G	6-1	300	Kansas	20	1	1998-99
97	Justin Bannan	DL	6-3	310	Colorado	32	32	2010, '12
85	Mike Barber	TE	6-3	235	Louisiana Tech	10	1	1985
62	Ernie Barnes	G	6-3	247	North Carolina Central	25	N/A	1963-64
73	Walter Barnes	DE	6-3	245	Nebraska	19	0	1969-71
86	Dean Barnett	TE	6-2	225	Nevada-Las Vegas	8	0	1983
36	Josh Barrett	S	6-2	225	Arizona State	20	3	2008-09
<b>50/48</b>	<b>Shaquil Barrett</b>	<b>LB</b>	<b>6-2</b>	<b>250</b>	<b>Colorado State</b>	<b>16</b>	<b>6</b>	<b>2014-15</b>
57	Lamin Barrow	LB	6-1	237	Louisiana State	16	1	2014
42	Odell Barry	HB	5-10	180	Findlay	26	N/A	1964-65
1	Connor Barth	K	5-11	200	North Carolina	5	0	2014
52	James Barton	C	6-5	250	Marshall	28	N/A	1961-62
54	Rick Baska	LB	6-3	225	UCLA	18	0	1976-77
46	Norman Bass	DB	6-3	210	Pacific	1	0	1964
67	D'Anthony Batiste	OL	6-4	314	Louisiana at Lafayette	5	0	2010
68	Zane Beadles	G/T	6-4	305	Utah	64	62	2010-13
64	Scott Beavers	G	6-4	277	Georgia Tech	2	0	1990
57	Jordan Beck	LB	6-2	233	Cal Poly/SLO	11	0	2007
85	Tom Beer	TE	6-4	235	Houston	37	*21	1967-69
56	Dave Behrman	C	6-5	260	Michigan State	11	N/A	1967
73	Kevin Belcher†	T	6-5	280	Wisconsin	1	1	1987
20	Henry Bell	HB	5-10	210	No college	10	N/A	1960
34	Joshua Bell	CB	5-11	177	Baylor	9	5	2008
35	Ken Bell	RB/WR	5-10	190	Boston College	59	1	1986-89
20/30	Mike Bell	RB	6-0	225	Arizona	20	3	2006-07
26/21	Tatum Bell	RB	5-11	213	Oklahoma State	49	17	2004-06, '08
3	Scott Bentley	P/K	6-0	203	Florida State	2	0	1997, 2000
17	Mitch Berger	P	6-4	228	Colorado	10	0	2009

BRONCOS ALL-TIME ROSTER, CONT.

No.	Name	Pos.	Hgt.	Wgt.	College	GP	GS	Years
43	Frank Bernardi	DB	5-9	181	Colorado	6	N/A	1960
74	Lee Bernet	T	6-2	250	Wisconsin	28	N/A	1965-66
33	Rod Bernstine	RB	6-3	238	Texas A&M	21	21	1993-95
92	Bertrand Berry	DE	6-3	250	Notre Dame	46	19	2001-03
11	Steve Beuerlein	QB	6-3	220	Notre Dame	12	5	2001-03
35	Kapri Bibbs	RB	5-11	203	Colorado State	1	0	2014-15
54	David Binn	LS	6-3	288	California	0	0	2011
77	Larry Birdine	DE	6-4	265	Oklahoma	0	0	2007
54	Keith Bishop	C/G	6-3	260	Baylor	129	87	1980-89
64	Philip Blake	C/G	6-3	310	Baylor	0	0	2012
32	Dre Bly	CB	5-10	188	North Carolina	32	32	2007-08
24	Tony Boddie	RB	5-11	195	Montana State	6	0	1986-87
31	Omar Bolden	CB/S	5-10	195	Arizona State	56	1	2012-15
83	Melvin Bonner	WR	6-3	207	Baylor	4	0	1993
89	Gordon Bowdell	WR	6-2	203	Michigan State	2	0	1971
52	David Bowens	LB	6-2	255	Western Illinois	16	0	1999
65	Walt Bowyer	DE	6-4	254	Arizona State	61	17	1983-84, '87-88
30	Cory Boyd	RB	6-1	218	South Carolina	1	0	2008
77	Greg Boyd	DE	6-6	274	San Diego State	40	0	1980-82
52	Greg Bracelin	LB	6-1	214	California	12	0	1980
23	Ronnie Bradford	DB	5-10	188	Colorado	26	3	1993-95
34	Phil Brady	S	6-1	210	Brigham Young	28	0	1969
56	John Bramlett	LB	6-1	220	Memphis State	26	N/A	1965-66
42	Sam Brandon	S	6-2	200	Nevada-Las Vegas	63	12	2002-06
3	Tom Brandstater	QB	6-5	223	Fresno State	0	0	2009
32	Melvin Bratton	RB	6-1	225	Miami (Fla.)	32	6	1989-90
34	Tyrone Braxton	DB	5-11	190	North Dakota State	165	132	1987-93, '95-99
19	Don Breaux	QB	6-1	205	McNeese State	9	N/A	1963
76	Bob Breitenstein	T	6-3	265	Tulsa	30	N/A	1965-67
67	Sam Brenner	C	6-2	310	Utah	0	0	2015
46	Aaron Brewer	LS	6-5	230	San Diego State	64	0	2012-15
26	Chris Brewer	RB	6-1	204	Arizona	13	0	1984
53	Diylar Briggs	LB	6-4	230	Bowling Green	1	0	2010
15	Marlin Briscoe	QB	5-11	178	Omaha	11	5	1968
6	Bubby Bristor	QB	6-3	205	Northeast Louisiana	10	4	1997-99
71	Blake Brockermeyer	T	6-4	295	Texas	32	3	2002-03
36	John W. (Red) Brodnax	FB	6-0	208	Louisiana State	14	N/A	1960
11	Jeff Brohm	LB	6-1	205	Louisville	0	0	1999
57	Keith Brooking	LB	6-2	240	Georgia Tech	16	14	2012
56	Michael Brooks	LB	6-1	236	Louisiana State	89	64	1987-92
85	Robert Brooks	WR	6-0	173	South Carolina	4	0	2000
50	Fred Broussard	C	6-3	235	Texas A&M	1	0	1960
29	Andre Brown	RB	6-0	224	North Carolina State	3	0	2010
87	Boyd Brown	TE	6-4	222	Alcorn State	40	0	1974-76
89	Clay Brown	TE	6-3	223	Brigham Young	3	0	1983
98	Courtney Brown	DE	6-4	285	Penn State	14	13	2005-06
73	Cyron Brown	DE	6-5	275	Western Illinois	11	0	1998-99
26	Eric Brown	S	6-0	210	Mississippi State	53	52	1998-2001
34/46	Hardy Brown	LB	6-0	193	Tulsa	13	N/A	1960
70	Jamie Brown	T	6-8	320	Florida A&M	29	4	1995-97
55	Ken Brown	LB	6-1	235	Virginia Tech	2	0	1995
55	Ken Brown	C	6-1	245	New Mexico	16	0	1979
82	Laron Brown†	WR	5-9	172	Texas	3	1	1987
24	Willie Brown	DB	6-1	195	Grambling	50	N/A	1963-66
64/68/72	Sam Brunelli	G	6-2	270	Northern Colorado	60	*32	1966-71
82	Larry Brunson	WR	5-11	180	Colorado	13	0	1980
30	David Bruton Jr.	S	6-2	217	Notre Dame	104	8	2009-15
64	Billy Bryan	C	6-2	251	Duke	153	151	1977-88
79/95	Steve Bryan	DE/LB	6-2	256	Oklahoma	12	3	1987-88
28	Correll Buckhalter	RB	6-0	223	Nebraska	29	7	2009-10
27	Terrell Buckley	CB	5-9	176	Florida State	16	16	2000
80	Tom Buckman	TE	6-4	230	Texas A&M	7	1	1969
33	Fred Bukaty	FB	5-11	195	Kansas	14	N/A	1961
77	Brodrick Bunkley	DT	6-2	306	Florida State	16	13	2011
60	Joe Burch	C	6-2	280	Texas Southern	0	0	1994
21	Bobby Burnett	LB	6-3	210	Arkansas	3	0	1969
56/55/51	Keith Burns	RB	6-2	235	Oklahoma State	166	3	94/98, 00/03, 05/06
41	George Burrell	S	5-10	180	Pennsylvania	14	7	1969
19	Isaiah Burse	WR	5-10	187	Fresno State	12	0	2014
93	Antwon Burton	DT	6-2	318	Temple	7	0	2006-07
20	Josh Bush	S	5-11	205	Wake Forest	10	1	2014-15
36	Rafael Bush	S	5-11	200	South Carolina State	6	0	2011
58	Steve Busick	LB	6-4	227	Southern California	73	47	1981-85
21/22	Gerry Bussell	DB	6-0	190	Georgia Tech	6	N/A	1965
51	Bill Butler	LB	6-4	226	Cal State-Northridge	14	0	1970
28	Butler By'not'e	CB	5-9	190	Ohio State	9	0	1994
63	Jeff Byers	OL	6-4	301	Southern California	0	0	2010
24	George (Butch) Byrd	DB	6-0	211	Boston University	14	0	1971
C								
59	Glenn Cadrez	LB	6-3	240	Houston	90	40	1995-2000
17/12	Andre Caldwell	WR	6-0	200	Florida	54	4	2012-15
28	Scott Caldwell†	RB	5-10	196	Texas-Arlington	3	1	1987
79	Carter Campbell	DE	6-4	240	Weber State	14	2	1971
86	Jeff Campbell	WR	5-8	167	Colorado	16	1	1994
67	Mark Campbell	DT	6-1	290	Florida	0	0	1996
35	Larry Canada	FB	6-2	233	Wisconsin	48	0	1978-81
38	Steve Cargile	S	6-2	210	Columbia	15	0	2006-07
80	James Casey	TE/FB	6-3	240	Rice	3	0	2015
65	Cooper Carlisle	G	6-5	295	Florida	95	38	2000-06
40	Albert R. Carmichael	HB	6-1	200	Southern California	16	N/A	1960-61
40	Paul Carmichael	HB	6-0	200	El Camino J.C.	3	N/A	1965

No.	Name	Pos.	Hgt.	Wgt.	College	GP	GS	Years
86	Don Carothers	E	6-5	225	Bradley	3	N/A	1960
89	Kenneth L. Carpenter	E	6-0	195	Oregon State	6	N/A	1960
92	Alphonso Carreker	DE	6-6	268	Florida State	22	17	1989-91
29	Darren Carrington	CB	6-2	200	Northern Arizona	16	0	1989
90	Paul Carrington	DE	6-7	250	Central Florida	0	0	2007
89/77	Dwayne Carswell	TE/OL	6-3	260	Liberty	163	82	1994-2005
40	Dale Carter	CB	6-1	188	Tennessee	14	14	1999
28/38	Quinton Carter	S	6-1	200	Oklahoma	30	10	2011-14
68	Rubin Carter	DT	6-0	256	Miami (Fla.)	166	151	1975-86
25/32	Tony Carter	CB	5-9	175	Florida State	40	3	2009, 11-14
37	Tony Carter	FB	6-0	235	Minnesota	16	6	2001
51	Tim Casey	LB	6-1	225	Oregon	2	0	1969
66	John Cash	E	6-3	240	Allen	28	N/A	1961-62
45	Tom Cassese	DB	6-1	198	C.W. Post	14	N/A	1967
28	Jeremiah Castille	CB	5-10	175	Alabama	27	15	1987-88
40	Grady Cavness	CB	5-11	187	Texas-El Paso	14	14	1969
86	Byron Chamberlain	TE	6-1	242	Wayne State (Neb.)	73	0	1995-2000
79	Barney Chavous	DE	6-3	252	South Carolina State	182	177	1973-85
15	Max Chobanian	QB	6-4	215	Cal State-Northridge	14	N/A	1966
54/55	Patrick Chukwurah	LB	6-1	240	Wyoming	42	0	2003-06
78	Tom Cichowski	LB	6-4	250	Maryland	13	0	1967-68
54	Ralph Cimdich	LB	6-6	228	Pittsburgh	1	0	1974
70	Tyson Clabo	OT	6-6	314	Wake Forest	0	0	2008
78	Ryan Clady	T	6-6	325	Boise State	98	98	2008-15
19/86	Brian Clark	WR	6-2	204	North Carolina State	10	0	2006-07
78	Brian Clark	T	6-6	260	Clemson	0	0	1982
75	Chris Clark	T	6-5	305	Southern Mississippi	69	27	2010-14
47	Darius Clark	S	5-10	210	Duke	7	0	2000-01
43	Derrick Clark	RB	6-1	235	Evangel College	16	4	1994
88	Desmond Clark	TE	6-3	255	Wake Forest	41	6	1999-2001
20/27	Kevin Clark†	DE	5-10	185	San Jose State	26	3	1987-88, '90-91
73	Kelvin Clark	T	6-3	260	Nebraska	45	8	1979-81
93	Nic Clemons	DT	6-6	300	Georgia	10	0	2008
15	Mike Clendenen†	K	5-11	191	Houston	3	0	1987
85	Daniel Coats	TE	6-3	264	Brigham Young	4	0	2010
34	Cedric Cobbs	RB	6-0	227	Arkansas	2	0	2006
26	Don Coffey	E	6-4	190	Memphis State	3	N/A	1963
48	George Coghill	LB	6-0	210	Wake Forest	54	5	1998-2001
13	Keary Colbert	WR	6-1	205	Southern California	2	0	2008
84/81	Chris Cole	WR	6-0	195	Texas A&M	35	2	2000-03
34	Marquice Cole	CB	5-10	195	Northwestern	0	0	2013
46/21	KaRon Coleman	RB	5-7	198	Stephen F. Austin	15	0	2000-02
92/95	Marco Coleman	DE	6-3	270	Georgia Tech	23	16	2004-05
76	Steve Coleman	DE	6-5	252	Delaware State	2	0	1974
69	Tony Colorito	NT	6-5	260	Southern California	15	0	1986
4	<b>Britton Colquitt</b>	<b>P</b>	<b>6-3</b>	<b>204</b>	<b>Tennessee</b>	<b>96</b>	<b>0</b>	<b>2009-15</b>
59	Darren Comeaux	LB	6-1	227	Arizona State	60	0	1982-86
80	Ed Cooke	DE	6-4	250	Maryland	28	N/A	1964-65
81	Andre Cooper	WR	6-2	210	Florida State	10	1	1999-2000
63	Mark Cooper	G/T	6-5	270	Miami (Fla.)	53	12	1983-87
71	Paul Cormick	T	6-6	310	North Dakota State	12	6	2014
25	Kip Corrington	S	6-0	175	Texas A&M	32	1	1989-90
17	Quan Cosby	WR	5-9	189	Texas	10	0	2011
63	Dave Costa	DT	6-2	250	Utah	70	*56	1967-71
66	Bill Cottrell	G	6-4	255	Delaware Valley	11	0	1972
40	Curume Cox	S	6-1	204	Maryland	36	5	2005-07
66/77	Larry Cox	DT	6-3	255	Abilene Christian	33	*0	1966-68
32	Perrish Cox	CB	6-0	198	Oklahoma State	15	9	2010
41	Eric Crabtree	FL	6-0	185	Pittsburgh	42	*14	1966-68
68	Gary Crane	LB	6-5	230	Arkansas State	6	0	1969
29	Aaron Craver	RB	5-11	217	Fresno State	31	27	1995-96
33	Willis Crenshaw	FB	6-2	230	Kansas State	12	12	1970
53/78	Ken Criter	LB	6-0	225	Wisconsin	75	1	1969-74
39	Ray Crockett	CB	5-10	184	Baylor	106	104	1994-2000
51	Mike Croel	LB	6-3	231	Nebraska	58	54	1991-94
96	Tim Crowder	DE	6-4	275	Texas	19	1	2007-08
54	Ed Cummings	LB	6-3	232	Stanford	14	N/A	1965
50	Carl Cunningham	LB	6-4	230	Houston	55	*42	1967-70
74	Mike Current	T	6-5	274	Ohio State	118	*105	1967-75
58	Scott Curtis	LB	6-1	230	New Hampshire	25	1	1989-90
6	Jay Cutler	QB	6-3	233	Vanderbilt	37	37	2006-08
<b>D</b>								
94	Lional Dalton	DT	6-1	309	Eastern Michigan	16	13	2002
5	Brad Daluiso	K	6-2	207	UCLA	16	0	1992
75	Eldon V. Danenhauer	T	6-5	245	Pittsburg State	79	N/A	1960-65
76	William A. Danenhauer	T	6-4	245	Emporia College	4	N/A	1960
81	Owen Daniels	TE	6-3	245	Wisconsin	16	16	2015
64	Stanley Daniels	OL	6-4	320	Washington	7	4	2010
51	Stan David†	LB	6-3	211	Texas Tech	0	0	1987
62	Jeff Davidson	G/T	6-5	309	Ohio State	44	30	1990-92
54	Andra Davis	ILB	6-1	251	Florida	16	13	2009
17	Britt Davis	WR	6-3	205	Northern Illinois	3	0	2010
54	C.J. Davis	C/G	6-2	308	Pittsburgh	7	0	2012
32	Dick Davis	RB	5-11	215	Nebraska	2	0	1970
96	Dorsett Davis	DT	6-5	305	Mississippi State	14	0	2002-04
25	Eric Davis	CB	5-11	185	Jacksonville State	16	0	2001
62	Jack Davis	T	6-2	235	Arizona	2	N/A	1960
78	Marvin Davis	DT	6-4	252	Wichita State	1	N/A	1966
30	Terrill Davis	RB	5-11	210	Georgia	78	77	1995-2002
51	<b>Todd Davis</b>	<b>LB</b>	<b>6-1</b>	<b>230</b>	<b>Sacramento State</b>	<b>22</b>	<b>4</b>	<b>2014-15</b>
80	Vernon Davis	T	6-3	250	Maryland	9	4	2015
60	Brian Dawkins	S	6-0	210	Clemson	41	39	2009-11
33	Joe Dawkins	T	6-0	223	Wisconsin	36	19	1971-73
84	Albert E. Day	RB	6-2	216	Eastern Michigan	14	N/A	1960
33	Ron Dayne	RB	5-10	245	Wisconsin	10	0	2005



BRONCOS ALL-TIME ROSTER, CONT.

No.	Name	Pos.	Hgt.	Wgt.	College	GP	GS	Years
17	Steve DeBerg	QB	6-3	205	San Jose State	33	11	1981-83
87	Eric Decker	WR	6-3	214	Minnesota	62	44	2010-13
39	Robert Delpino	RB	6-0	210	Missouri	16	3	1993
55	Rick Dennison	LB	6-3	220	Colorado State	128	52	1982-90
88	Al Denson	FL	6-2	208	Florida A&M	91	*34	1964-70
14	Todd Devoe	WR	6-2	198	Central Missouri State	15	0	2005-06
65	John Denver	G	6-4	245	Colorado	11	N/A	1962
63	David Diaz-Infante	G/C	6-3	295	San Jose State	51	9	1996-98, '01
71	Wallace Dickey	T	6-3	260	Southwest Texas State	22	0	1968-69
35	Richard L. (Bo) Dickinson	P	6-2	220	Southern Mississippi	20	N/A	1962-63
10	Doug (Bucky) Dilts	FB	5-9	185	Georgia	30	0	1977-78
29	Charles Dimry	CB	6-0	176	Nevada-Las Vegas	44	18	1991-93
2	Joe DiVito	QB	6-2	205	Boston College	3	0	1968
30	Hewritt Dixon	FB/TE	6-1	230	Florida A&M	33	N/A	1963-65
31	Zachary Dixon	RB	6-0	203	Temple	5	0	1979
33	Dedrick Dodge	S	6-2	187	Florida State	16	1	1997
59	Kirk Dodge†	LB	6-1	231	Nevada-Las Vegas	3	1	1987
85	Chris Doering	WR	6-4	195	Florida	3	0	1999-2000
82	Jack Dolbin	WR	5-10	180	Wake Forest	62	32	1975-79
49	Matt Dominguez	TE/WR	6-2	219	Sam Houston State	12	0	2001
76	Tom Domres	DT	6-3	260	Wisconsin	16	8	1971-72
54	Mitch Donahue	LB	6-2	254	Wyoming	16	0	1993-94
33	Tony Dorsett	RB	5-11	192	Pittsburgh	16	13	1988-89
37	Lorenzo Doss	CB	5-11	187	Tulane	6	0	2015
15	Gary Downs	RB	6-0	212	North Carolina State	2	0	1965
14	Richard A. (Skip) Doyle	HB	6-0	193	Ohio State	6	N/A	1960
81	Joel Dreessen	TE	6-4	245	Colorado State	29	15	2012-13
99	Shane Dronett	DE	6-6	288	Texas	61	35	1992-95
76	Tom Drougas	T	6-4	257	Oregon	3	0	1974
34	Reuben Droughns	RB	5-11	207	Oregon	47	18	2002-04
97	Darren Drozdzov	DT	6-3	281	Maryland	6	2	1993-94
32	Joe Dudek†	RB	6-0	200	Plymouth State	2	2	1987
84	Wesley Duke	TE	6-5	225	Mercer	3	0	2005
92	Elvis Dumervil	OLB/DE	5-11	248	Louisville	91	75	2006-12
4	Rick Duncan	K	6-0	208	Eastern Montana	2	0	1967
21	Myron Dupree	CB	5-11	180	North Carolina Central	16	0	1983
55	Pete Duranko	DE	6-2	250	Notre Dame	98	76	1967-74
2	Zac Dysert	QB	6-3	221	Miami (Ohio)	0	0	2013
E								
24	Booker Edgersson	CB	5-10	183	Western Illinois	6	0	1970
85	Ron Egloff	TE	6-5	230	Wisconsin	93	25	1977-83
91	Ebenezer Ekuban	DE	6-4	275	North Carolina	46	29	2005-08
1	Jason Elam	K	5-11	195	Hawaii	236	0	1993-2007
62	Jim Efrid	LB	N/A	N/A	Colorado State	0	0	1961
94	Luther Elliss	DT	6-5	318	Utah	8	0	2004
7	John Elway	QB	6-3	215	Stanford	234	231	1983-98
89	John Embree	WR	6-4	194	Compton J.C.	20	6	1969-70
60	John Engelberger	DE	6-4	260	Virginia Tech	61	22	2005-08
14	George Hunter Enis	DE	6-2	195	Texas Christian	4	N/A	1962
88	Pat Epperson	E	6-3	225	Adams State	9	N/A	1960
53	Tom Erlandson	LB	6-3	235	Washington State	34	N/A	1962-65
16	Mike Ernst	QB	6-1	190	Cal State-Fullerton	1	0	1972
3	Paul Ernster	P/K	6-0	217	Northern Arizona	18	0	2005-07
46	Terry Erwin	HB	6-0	190	Boston College	9	2	1968
67	Greg Eslinger	C	6-3	290	Minnesota	0	0	2006-07
40	Jay Dale Evans	HB	6-3	210	Kansas State	5	N/A	1961
88	Jerry Evans	TE	6-4	250	Toledo	44	15	1993-95
56	Larry Evans	LB	6-2	216	Mississippi College	101	41	1976-82
35	Blake Ezor	RB	5-9	181	Michigan State	9	0	1990
F								
86	Stan Fanning	DE	6-7	270	Idaho	7	N/A	1964
44	Miller Farr	DB	6-1	190	Wichita State	7	N/A	1965
63	Sean Farrell	G	6-3	260	Penn State	10	4	1990-91
68	Mario Fatafehi	DT	6-2	300	Kansas State	32	25	2003-04
86	Daniel Fells	TE	6-4	252	Cal-Davis	16	15	2011
53	James Ferezts	C	6-2	285	Iowa	14	0	2015
25	Nick Ferguson	S	5-11	201	Georgia Tech	69	44	2003-07
85	Chafie Fields	WR	6-1	200	Penn State	0	0	2000
91	Ronald Fields	DL	6-2	314	Mississippi State	32	16	2009-10
37	Steve Fitzhugh†	DB	5-11	188	Miami (Ohio)	3	1	1987
70	Billy Ray Fletcher	E	5-10	190	Memphis State	1	N/A	1966
23	Simon Fletcher	LB/DE	6-5	240	Houston	172	143	1985-95
81	Eric Floyd	OL	6-5	310	Auburn	1	0	1995
43	Steve Foley	DB	6-2	190	Tulane	150	135	1976-86
32	Garrett Ford	FB	6-2	230	West Virginia	14	3	1968
57	Fred Forsberg	LB	6-1	235	Washington	53	40	1968-73
72	George Foster	T	6-5	338	Georgia	49	45	2003-06
16	Bennie Fowler	WR	6-1	212	Michigan State	16	1	2015
39	Vernon Fox	S	5-10	206	Fresno State	12	3	2008-09
22	Domonique Foxworth	CB	5-11	180	Maryland	46	18	2005-07
84	Jason Franci	E	6-1	210	Cal-Santa Barbara	10	N/A	1966
74	Orlando Franklin	T/G	6-7	320	Miami	63	63	2011-14
31	Mike Franczkowiak	RB	6-3	220	Central Michigan	28	1	1975-76
51/55	Jim Fraser	LB/P	6-3	236	Wisconsin	42	N/A	1962-63
42	Al Frazier	HB	5-11	180	Florida A&M	31	N/A	1961-64
62	Mike Freeman	G	6-3	256	Arizona	26	9	1984-87
68	Russell Freeman	T	6-7	290	Georgia Tech	43	37	1992-94
12	Gus Fretotte	QB	6-3	230	Tulsa	14	7	2000-01
64	Lennie Friedman	G	6-3	285	Duke	33	22	1999-2002
98	Sione Fua	DT	6-1	310	Stanford	2	0	2013

No.	Name	Pos.	Hgt.	Wgt.	College	GP	GS	Years
24	Randy Fuller	CB	5-10	180	Tennessee State	10	1	1994
2	Will Furrer	QB	6-3	211	Virginia Tech	0	0	1994
<b>G</b>								
10	Jabar Gaffney	WR	6-2	200	Florida	32	18	2009-10
64	George Gaiser	T	6-4	255	Southern Methodist	10	7	1968
28	Bob Gaiters	HB	5-11	210	New Mexico State	6	N/A	1963
99	David Galloway	DE	6-3	277	Florida	10	0	1990
82	David Gamble	WR	6-1	190	New Hampshire	2	0	1997
77	Dylan Gandy	G	6-3	290	Texas Tech	0	0	2008
73	<b>Max Garcia</b>	<b>G</b>	<b>6-4</b>	<b>309</b>	<b>Florida</b>	<b>16</b>	<b>5</b>	<b>2015</b>
99	Daryl Gardener	DT	6-6	295	Baylor	5	2	2003
63	Ben Garland	G	6-5	308	Air Force	8	0	2014
52	Dave Garnett	LB	6-2	216	Stanford	3	0	1995
26	Scott Garnett	NT	6-2	271	Washington	16	1	1984
66	Drake Garrett	DB	5-9	183	Michigan State	15	13	1968-70
22	Olandis Gary	RB	5-11	218	Georgia	35	15	1999-2002
61	Charles E. Gavin	DE	6-1	250	Tennessee State	47	N/A	1960-63
92	Ron Geater	NT	6-6	272	Iowa	3	0	1992
79	Jumpy Geathers	DT	6-7	283	Wichita State	16	0	1996-97
57	Bob Geddes	LB	6-2	240	UCLA	14	3	1972
40	Jack Gehrke	WR	6-0	178	Utah	14	10	1971
6	Ralph Giacommaro†	P	6-1	190	Penn State	3	0	1987
90	Freddie Gilbert	DE	6-4	275	Georgia	35	8	1986-88
2/30	Cookie Gilchrist	FB	6-3	251	No college	15	N/A	1965, *1967
17	Scotty Glacken	QB	6-0	190	Duke	10	N/A	1966-67
49	Glenn Glass	DB	6-1	205	Tennessee	6	N/A	1966
62	Tom Glassic	G	6-3	254	Virginia	105	93	1976-83
67	George Goeddeke	G	6-3	253	Notre Dame	66	*55	1967-72
52	Ian Gold	LB	6-0	223	Michigan	99	67	2000-03, *05-07
45/23	Austin (Goose) Gonsoulin	DB	6-3	210	Baylor	94	N/A	1960-66
79	John Gonzaga	G	6-3	247	No college	11	N/A	1966
21	Andre Goodman	CB	5-10	184	South Carolina	40	40	2009-11
62	Brian Goodman	G	6-2	250	UCLA	0	0	1975
64	Harvey Goodman	G	6-4	260	Colorado	14	0	1976
16	D'Andre Goodwin	WR	5-10	191	Washington	0	0	2011
63	Amon Gordon	DT	6-2	305	Stanford	4	4	2007
28	Cornell Gordon	CB	6-0	187	North Carolina A&T	29	14	1970-72
21/23	Darrien Gordon	CB	5-11	184	Stanford	32	32	1997-98
89	Richard Gordon	TE	6-4	265	Miami	1	0	2015
77	Brandon Gorin	T	6-6	309	Purdue	6	1	2009
83	Sam Graddy	WR	5-10	165	Tennessee	8	0	1987-88
52/53	Randy Gradishar	LB	6-3	233	Ohio State	145	134	1974-83
89	Daniel Graham	TE	6-3	257	Colorado	63	61	2007-10
58	Tom Graham	LB	6-2	235	Oregon	33	23	1972-74
35	John Granby	S	6-1	200	Virginia Tech	4	0	1992
63	John Grant	DT/DE	6-3	241	Southern California	99	42	1973-79
93	Paul Grasmanis	DT	6-3	298	Notre Dame	5	0	1999
72	Marsharne Graves	T	6-3	268	Arizona	1	0	1984
74	Cornell Green	T	6-6	315	Central Florida	14	0	2004-05
28	Gaston Green	RB	5-10	189	UCLA	27	25	1991-92
53/52	Louis Green	LB	6-3	237	Alcorn State	64	0	2004-08
87	Paul Green	TE	6-3	236	Southern California	0	0	1989
85	<b>Virgil Green</b>	<b>TE</b>	<b>6-5</b>	<b>255</b>	<b>Nevada</b>	<b>72</b>	<b>22</b>	<b>2011-15</b>
85	Willie Green	WR	6-4	195	Mississippi	32	2	1997-98
20	Charles Greer	DB	6-0	205	Colorado	88	85	1968-74
85	James D. Greer	E	6-3	215	Elizabeth City State	14	N/A	1960
14	Brian Griesse	QB	6-3	215	Michigan	53	51	1998-2002
46	John Griffin	HB	6-1	190	Memphis State	26	N/A	1964-66
22/21	Quentin Griffin	RB	5-7	195	Oklahoma	16	5	2003-05
29	Howard Griffith	FB	6-0	240	Illinois	59	56	1997-2001
89	Bill Groman	HB/E	6-0	194	Heidelberg	14	N/A	1963
49	Chris Gronkowski	FB	6-2	245	Arizona	14	0	2012
82	Dan Gronkowski	TE	6-5	255	Maryland	12	4	2010
77	Dick Guesman	T/K	6-4	255	West Virginia	14	N/A	1964
37	Kevin Guidry	CB	6-0	176	Louisiana State	14	0	1988
53	Donald Gulseth	LB	6-1	240	North Dakota	5	N/A	1966
63	Melwood N. (Buzz) Guy	G	6-3	248	Duke	9	N/A	1961-62
<b>H</b>								
75	Brian Habib	G	6-7	293	Washington	78	78	1993-97
48	Dale Hackbart	S	6-3	210	Wisconsin	3	2	1973
85	Joey Hackett	TE	6-6	267	Eion College	16	3	1986
4	Darrell Hackney	QB	6-0	248	Alabama-Birmingham	0	0	2007-08
84	Mike Hafner	E	6-2	200	UCLA	34	16	1968-70
54	Britt Hager	LB	6-1	225	Texas	18	5	1995-96
57	Mario Haggan	OLB	6-3	267	Mississippi State	56	33	2008-11
22	Steve Haggerty	DB	5-10	175	UNLV	1	0	1975
26	Chris Hale	DB	5-7	164	Southern California	0	0	1993
93	Ronnie Haliburton	LB	6-4	230	Louisiana State	13	0	1990-91
23	Andre Hall	RB	5-10	212	South Florida	18	1	2007-08
40	Darryl Hall	S	6-2	210	Washington	32	5	1993-94
50	Ben Hamilton	G/C	6-4	290	Minnesota	111	104	2001-09
69	Darrell Hamilton	T	6-5	298	North Carolina	21	10	1989-91
72	Wayne Hammond	DT	6-5	257	Montana State	5	0	1976
16	Caleb Hanie	CB	6-2	222	Colorado State	0	0	2012
86	Patrick Hape	TE/FB	6-4	262	Alabama	63	13	2001-04
23	Billy Hardee	DB	6-0	184	Virginia Tech	2	0	1976
31	Mike Harden	CB/S	6-1	192	Michigan	128	98	1981-88
78	Archie Harris†	OL	6-6	270	William & Mary	3	0	1987
25	<b>Chris Harris Jr.</b>	<b>CB</b>	<b>5-10</b>	<b>199</b>	<b>Kansas</b>	<b>79</b>	<b>63</b>	<b>2011-15</b>
31	Quentin Harris	S	6-1	213	Syracuse	6	0	2006
34	Raymont Harris	RB	6-0	226	Ohio State	3	0	2000
74/72/68	Ryan Harris	T	6-5	300	Notre Dame	62	50	2007-11, *15
68	Steven Harris	DT	6-5	305	Florida	4	0	2007
47	Tony Harris	WR	6-2	190	Toledo	0	0	1972
82	Dwight Harrison	WR	6-1	187	Texas A&I	12	6	1971-72

# BRONCOS ALL-TIME ROSTER, CONT.

No.	Name	Pos.	Hgt.	Wgt.	College	GP	GS	Years
95	Derrick Harvey	DE	6-5	268	Florida	5	0	2011
27	Maurice Harvey	DB	5-10	190	Ball State	31	3	1978-80
52	Richard Harvey	LB	6-1	235	Tulane	16	1	1994
96	Harald Hasselbach	DE	6-6	285	Washington	112	29	1994-2000
3	Steven Hauschka	K	6-4	210	North Carolina State	4	0	2010
67	Johnny Ray Hatley	T	6-3	249	Sul Ross State	14	N/A	1960
71	Tim Hauck	S	5-10	187	Montana	32	0	1995-96
71	Arthur A. Hauser	T	6-0	237	Xavier	14	N/A	1961
29/33	Wendell Hayes	HB	6-1	220	Humboldt State	39	N/A	1965-67
82	Herb Haygood	WR	5-11	193	Michigan State	4	0	2002
28	Abner Haynes	HB	6-0	190	North Texas State	28	N/A	1965-66
37	Alex Haynes	RB	5-10	230	Central Florida	0	0	2008
36	Mark Haynes	CB	5-11	194	Colorado	52	27	1986-89
98	Reggie Hayward	DE	6-5	270	Iowa State	47	19	2001-04
23	Alfred Hayward	RB	5-11	215	Bethune-Cookman	2	0	1975
20	Garrison Hearst	RB	5-11	215	Georgia	7	0	2004
22	Vaughn Hebron	RB	5-8	195	Virginia Tech	47	1	1996-98
24	Wymon Henderson	CB	5-10	190	Nevada-Las Vegas	62	56	1989-92
86	Jerry Hendren	WR	6-2	187	Idaho	10	0	1970
68	Brad Henke	DE/NT	6-3	275	Arizona	2	0	1989
84	Mitchell Henry	TE	6-4	252	Western Kentucky	2	0	2015
20	Travis Henry	RB	5-9	230	Tennessee	12	7	2007
89	Gary Henson	E	6-3	200	Colorado	1	N/A	1964
43	Lonnie Hepburn	CB	5-11	180	Texas Southern	14	4	1974
31	Kelly Herndon	CB	5-10	180	Toledo	45	27	2002-04
79	Steve Herndon	G	6-4	292	Georgia	22	12	2001-03
16	George W. Herring	QB/P	6-2	200	Southern Mississippi	28	N/A	1960-61
10	Mark Herrmann	QB	6-4	200	Purdue	2	1	1981-82
50	Jon Hesse	LB	6-3	258	Nebraska	0	0	1997
40	Jacob Hester	FB	5-11	235	Louisiana State	3	0	2012
31	Bo Hickey	FB	5-11	230	Maryland	12	N/A	1967
28	Clifford Hicks	CB	5-9	190	Oregon	6	0	1995
56/65	Walter Highsmith	C	6-3	247	Florida A&M	23	1	1968-69
84	Jack Hill	HB	6-1	185	Utah State	14	N/A	1961
23	Renaldo Hill	S	5-11	205	Michigan State	29	29	2009-10
22	Randy Hilliard	CB	5-11	165	Northwestern (La.) State	54	7	1994-97
21	Peyton Hillis	RB	6-1	200	Arkansas	26	8	2008-09
21/23	Ronnie Hillman	RB	5-10	195	San Diego State	48	14	2012-15
76	Tony Hills	T	6-5	304	Texas	0	0	2011
12	Domenik Hixon	WR	6-2	185	Akron	4	0	2006-07
71	Russ Hochstein	OL	6-4	305	Nebraska	44	16	2009-11
23	George Hoey	DB	5-10	174	Michigan	1	0	1975
87	John Hoffman	DE	6-7	260	Hawaii	2	1	1972
64	John Hohman	G	6-1	245	Wisconsin	24	N/A	1965-66
90	Darius Holland	DT	6-5	330	Colorado	18	14	2003-04
70	Montrae Holland	G	6-2	322	Florida State	16	16	2007
11	Trindon Holliday	WR	5-5	170	Louisiana State	25	0	2012-13
99	Vonnie Holliday	DL	6-5	285	North Carolina	16	3	2009
73	Shawn Hollingsworth	T	6-2	260	Angelo State	5	0	1983
34	Gus Hollomon	DB	6-3	195	Houston	27	9	1968-69
90	Ron Holmes	DE	6-4	261	Washington	52	32	1989-92
73/74	Gordon (Gordy) Holz	DT	6-4	260	Minnesota	56	N/A	1960-63
74/78	Winford Hood	DE	6-3	262	Georgia	47	0	1984-85
2	Jerry Hopkins	LB	6-2	235	Texas A&M	49	N/A	1963-66
2	Mike Horan	P	5-11	192	Long Beach State	86	0	1986-92
13	Don Horn	QB	6-2	195	San Diego State	11	9	1971-72
60	Paul Howard	G	6-3	260	Brigham Young	187	147	1973-75, 77-86
3	Bobby Howfield	K	5-9	180	No college	40	0	1968-70
57	John Huard	LB	6-0	228	Maine	42	*28	1967-69
53	Robert Hudson	LB	6-4	225	Clemson	16	N/A	1960-61
29	Michael Huff	S	6-0	211	Texas	3	0	2013
14/16	John Hufnagel	QB	6-1	194	Penn State	9	1	1973-75
20	Delvin Hughley	CB	5-10	202	Jacksonville State	0	0	2001
26	Bobby Humphrey	RB	6-1	201	Alabama	35	26	1989-91
2	Bob Humphreys	K	6-1	240	Wichita State	10	0	1967-68
79	Stefan Humphries	G	6-3	265	Michigan	8	8	1987-88
98	Ricky Hunley	LB	6-2	242	Arizona	52	29	1984-87
25	Daniel Hunter	CB	5-11	178	Henderson State	26	0	1988-86
52/90	Jason Hunter	LB/DE	6-4	271	Appalachian State	32	14	2010-12
8	Todd Husak	QB	6-3	216	Stanford	0	0	2001
65/67	Glenn Hyde	G/T	6-3	253	Pittsburgh	99	11	1976-81, 84-85
33	Duke Ihenacho	S	6-1	207	San Jose State	17	14	2012-13
73	Martin Imhof	DE	6-6	255	San Diego State	1	0	1976
62	Jerry Inman	DT	6-2	256	Oregon	82	*19	1966-73
56	Nate Irving	LB	6-1	245	North Carolina State	54	12	2011-14
59	Brian Ivuh	LB	6-0	239	Colorado	0	0	2011
29	Bernard Jackson	DB	6-0	178	Washington State	46	43	1977-80
16	Chad Jackson	WR	6-1	215	Florida	4	0	2008
29	Chevis Jackson	CB	5-11	193	Louisiana State	0	0	2010
82	Darrell Jackson	WR	5-11	210	Florida	12	2	2008
17	Jarious Jackson	QB	6-0	228	Notre Dame	5	1	2000-03
68	Larron Jackson	G	6-3	270	Missouri	54	46	1971-74
78	Larry Jackson	DE	6-5	262	Texas A&M	0	0	1995
70/97	Malik Jackson	DE	6-5	285	Tennessee	62	24	2011-13
80	Mark Jackson	WR	5-9	180	Purdue	100	68	1986-92
14/89/81	Nate Jackson	TE	6-3	235	Memlo College	41	4	2003-08
87	Richard Jackson	DE	6-3	255	Southern	67	*52	1967-72
25/28	Roger Jackson	DB	6-0	186	Bethune-Cookman	53	6	1982-85, '87

No.	Name	Pos.	Hgt.	Wgt.	College	GP	GS	Years
57	Tom Jackson	LB	5-11	220	Louisville	191	177	1973-86
52	Frank Jackunas	C	6-3	225	Detroit Mercy	0	0	1963
50	Ray Jacobs	LB	6-2	244	North Carolina	31	0	1994-95
83	Ray Jacobs	DT	6-3	285	Howard Payne	46	N/A	1963-66
19	Taylor Jacobs	WR	6-1	210	Florida	6	0	2007
20	Tory James	CB	6-1	195	Louisiana State	48	6	1996-99
23	Quentin Jammer	CB	6-0	204	Texas	11	1	2013
70	Charlie Janerette	DT	6-3	265	Penn State	28	N/A	1964-65
26	Tom Janik	DB/P	6-3	190	Texas A&M	23	N/A	1963-64
43	Pete Jaquess	DB	6-0	185	Eastern New Mexico	36	*13	1967-70
81/82	Patrick Jeffers	WR	6-3	218	Virginia	14	0	1996-97
32	Billy Jenkins	S	5-10	205	Howard	22	16	2000-01
30	Jim Jensen	RB	6-3	230	Iowa	41	20	1977-80
81	William Jessup	E	6-1	195	Southern California	9	N/A	1960
51	Eugene Jeter	LB	6-3	235	Arkansas AM&N	30	N/A	1965-67
3	William (Billy) Joe	FB	6-2	235	Villanova	28	N/A	1963-64
86	Barry Johnson	WR	6-2	197	Maryland	4	0	1991
86	Butch Johnson	WR	6-1	187	Cal-Riverside	32	17	1984-85
12	Charley Johnson	QB	6-1	200	New Mexico State	54	41	1972-75
66	Chuck Johnson	T	6-5	275	Texas	16	0	1992-93
25	Darius Johnson	CB/S	5-9	185	Oklahoma	61	4	1996-99
21	Earl Johnson†	DB	6-0	195	South Carolina	3	3	1987
61	Ellis Johnson	DT	6-2	288	Florida	13	0	2004
87	Jason Johnson	WR	5-10	178	Illinois State	8	0	1988
37	Jeremiah Johnson	RB	5-9	210	Oregon	8	0	2011
90	Jerry Johnson	DT	6-0	290	Florida State	9	0	2000-01
39	Kyle Johnson	FB	6-0	242	Syracuse	45	24	2002, '04-'07
45	Quinn Johnson	FB	6-1	263	Louisiana State	0	0	2011
99	Raylee Johnson	DE	6-3	272	Arkansas	14	1	2004
89	Reggie Johnson	TE	6-2	256	Florida State	44	22	1991-93
53	Steven Johnson	LB	6-1	237	Kansas	41	7	2012-14
82	Vance Johnson	WR	5-11	185	Arizona	128	80	1985-93, '95
95	Tim Joiner†	LB	6-4	235	Louisiana State	3	3	1987
26	Calvin Jones	CB	5-7	170	Washington	46	44	1973-76
53	Danté Jones	LB	6-1	235	Oklahoma	5	5	1995
20	Daryll Jones†	DB	6-0	190	Georgia	1	1	1987
69	David Jones†	OL	6-3	262	Texas	1	0	1987
86	Dominique Jones	TE	6-2	270	Shepherd	1	0	2014
72	Ernest Jones	DE	6-2	263	Oregon	8	0	1996-98
35	Henry Jones	RB	6-2	235	Grambling	2	0	1969
43	Herana-Daze Jones	S	5-11	205	Indiana	2	0	2008
93	James Jones	DT	6-2	290	Northern Iowa	16	16	1995
80	Jim Jones	WR	6-3	195	Wisconsin	13	0	1968
60	K.C. Jones	C	6-1	275	Miami (Fla.)	16	0	1997-2000
32	Leonard Jones†	DB	6-2	185	Texas State	2	0	1987
33	Nate Jones	CB	5-10	185	Rutgers	16	3	2010
71	Rondell Jones	S	6-2	210	North Carolina	62	3	1993-96
35	Rulon Jones	DE	6-6	260	Utah State	129	100	1980-88
77	Tony Jones	T	6-5	290	Western Carolina	60	60	1997-2000
31	Victor Jones	RB	5-8	212	Louisiana State	16	1	1992
32	LaMont Jordan	FB	5-10	242	Maryland	9	0	2009
54/85	Larry Jordan	E/LB	6-6	230	Youngstown State	10	N/A	1962, '64
83	Donald G. Joyce	E	6-6	253	Tulane	6	N/A	1962
99	Seth Joyner	LB	6-2	245	Texas-El Paso	16	6	1998
66	Jim Juriga	T/G	6-6	269	Illinois	32	31	1986-90
77	Winston Justice	T	6-6	317	Southern California	4	0	2013
<b>K</b>								
55	John Kacherski	LB	6-2	240	Ohio State	7	0	1992
59	Larry Kaminski	C	6-2	245	Purdue	96	*54	1966-73
72	Bob Kampa	DT	6-4	252	California	4	1	1974
13	Danny Kanell	QB	6-3	218	Florida State	5	2	2003-04
12	Ken Karcher	QB	6-3	205	Tulane	4	3	1987-88
3	Rich Karlis	K	6-0	180	Cincinnati	101	0	1982-88
72	Keith Kartz	C/T	6-4	270	California	100	89	1987-94
82	Kevin Kasper	WR	6-0	193	Iowa	14	4	2001-02
88	Clarence Kay	TE	6-2	237	Georgia	135	126	1984-92
61	Bill Keating	DT	6-2	242	Michigan	20	N/A	1966-67
32	Mike Kellogg	FB	6-0	230	Santa Clara	10	N/A	1966-67
86/87	Pat Kelly	TE	6-6	252	Syracuse	32	1	1988-89
28	Kenoy Kennedy	S	6-1	215	Arkansas	73	59	2000-04
85	Eddie Kennison	WR	6-0	195	Louisiana State	8	6	2001
33	Shiloh Keo	S	5-11	205	Idaho	4	0	2015
68	Crawford Ker	G	6-3	288	Florida	12	10	1991
1	Brett Kern	P	6-3	205	Toledo	22	0	2008-09
32	Jon Keyworth	RB	6-3	230	Colorado	95	69	1974-80
33	Jim Kick	RB	5-11	214	Wyoming	17	0	1976-77
98	Darius Kilgo	NT	6-3	319	Maryland	9	0	2015
80/82	Tony Kimbrough	WR	6-2	192	Jackson State	27	0	1993-94
81	Todd Kinchen	WR	5-11	187	Louisiana State	7	0	1990
70	Donald W. King	E	6-3	260	Kentucky	14	N/A	1960
84	Vince Kinney	WR	6-2	190	Maryland	23	0	1978-79
87	David Kircus	WR	6-2	192	Grand Valley State	16	0	2006
97	Bruce Klostermann	LB	6-4	230	South Dakota State	37	5	1986-89
16	Jeff Knapple	QB	6-2	200	Northern Colorado	2	0	1980
99	Shawn Knight	NT	6-6	290	Brigham Young	14	0	1988
94/98	Terrance Knighton	DT	6-3	335	Temple	32	32	2013-14
4	Micah Knorr	P/K	6-2	199	Utah State	36	0	2002-04
56	Mike Knox†	LB	6-2	240	Nebraska	3	0	1987
73	Robert E. Konovsky	E	6-2	246	Wisconsin	13	N/A	1961
67	Dan Koppen	C	6-2	300	Boston College	15	12	2012-13
53	Niko Koutouvides	LB	6-2	238	Purdue	6	0	2008
86	Greg Kragen	NT	6-6	263	Utah State	136	116	1985-93
71	Jim Krieg	WR	5-9	172	Washington	6	0	1972
12	Gary Kroner	K	6-1	200	Wisconsin	31	N/A	1965-67
52	Ray Kubala	C	6-5	265	Texas A&M	41	N/A	1964-67

BRONCOS ALL-TIME ROSTER, CONT.

No.	Name	Pos.	Hgt.	Wgt.	College	GP	GS	Years
8	Gary Kubiak	QB	6-0	192	Texas A&M	119	5	1983-91
52	Frank W. Kuchta	C	6-2	225	Notre Dame	12	N/A	1960
73	Chris Kuper	G	6-4	303	North Dakota	90	79	2006-13
22	Aaron Kyle	DB	5-11	185	Wyoming	35	34	1980-82
L								
40	Ron Lamb	FB	6-2	225	South Carolina	3	3	1968
51/76	Gordon Lambert	LB	6-5	245	Tennessee-Martin	14	0	1968-69
50	Pat Lamberti Jr.	LB	6-2	225	Richmond	7	N/A	1961
33	Gene Lang	RB	5-10	196	Louisiana State	55	10	1984-87
76	Kenard Lang	DE	6-3	264	Miami (Fla.)	16	16	2006
21	Le-Lo Lang	CB	5-11	185	Washington	54	1	1990-93
67/76	Ken Lanier	T	6-3	281	Florida State	177	165	1981-92, '94
80	Dan LaRose	DE	6-5	250	Missouri	11	N/A	1966
77	Carl James Larpenter	G	6-4	235	Texas	28	N/A	1960-61
46	Spencer Larsen	FB/LB	6-2	243	Arizona	50	15	2008-11
87	Bill Larson	TE	6-4	225	Colorado State	2	0	1980
45	Bill Laskey	LB	6-3	235	Michigan	25	21	1973-74
73	Isaac T. Lassiter	E	6-5	270	St. Augustine	23	N/A	1962-64
75	Kit Lathrop	DE	6-5	255	Arizona State	9	0	1979
14	<b>Cody Latimer</b>	<b>WR</b>	<b>6-2</b>	<b>215</b>	<b>Indiana</b>	<b>22</b>	<b>1</b>	<b>2014-15</b>
72	Don Latimer	DT	6-3	259	Miami (Fla.)	80	8	1978-83
26	Ty Law	CB	5-11	200	Michigan	7	2	2009
48/83	Mike Leach	TE/LS	6-2	240	William & Mary	104	0	2002-08
10	Jim LeClair	QB	6-1	200	C.W. Post	8	*2	1967-68
53	Roger LeClerc	C	6-3	235	Trinity (Conn.)	8	N/A	1967
15	Jacky Lee	QB	6-1	189	Cincinnati	18	N/A	1964-65
68	Larry Lee	C/G	6-2	265	UCLA	13	5	1987-88
81	Max Leetzow	DE	6-4	240	Idaho	28	N/A	1965-66
85	Ashley Lelie	WR	6-3	200	Hawaii	64	40	2002-05
54	Mike Lemon	LB	6-2	218	Kansas	1	0	1975
51	Paris Lenon	LB	6-2	240	Richmond	14	6	2013
28	Jack Lentz	S	6-0	190	Holy Cross	26	*7	1967-68
36	Jim Leonhard	S	5-8	188	Wisconsin	16	1	2012
94	Louis Leonard	DT	6-4	325	Fresno State	0	0	2010
78	Matt Lepsis	DE	6-4	290	Colorado	150	133	1997-2007
26	Darrell Lester	FB	6-2	228	McNeese State	23	N/A	1965-66
94	Leon Lett	DE	6-6	290	Emporia State	12	0	2001
54	D.D. Lewis	LB	6-1	241	Texas	5	0	2007
20/41	Greg Lewis	RB	5-10	214	Washington	32	5	1991-92
24	Hal Lewis	DB	6-0	185	Arizona State	1	0	1968
48	Herman Lewis	E	6-2	188	Virginia Union	0	0	1968
8	Jeff Lewis	QB	6-2	211	Northern Arizona	5	0	1996-98
67	Kory Lichtensteiger	C	6-3	295	Bowling Green State	16	0	2008
22	Tony Lilly	S	6-0	199	Florida	58	15	1984-87
33	Hub Lindsey	HB	5-11	196	Wyoming	3	0	1968
2	Steve Lindsey	K	6-1	185	Mississippi	6	0	2000
14	Pete Liske	QB	6-3	200	Penn State	18	11	1969-70
44	Floyd Little	HB	5-10	196	Syracuse	117	*93	1967-75
84	Brandon Lloyd	WR	6-0	194	Illinois	22	16	2009-11
74	Bill Lobenstein†	DL	6-3	261	Wisconsin-Whitewater	3	0	1987
89	Kerry Lockint†	TE	6-3	230	New Mexico State	3	0	1987
97	Mike Lodish	DT	6-3	275	UCLA	92	19	1995-2000
89	Dave Logan	WR	6-4	219	Colorado	4	0	1984
31	Derek Loville	RB	5-10	203	Oregon	42	0	1997-99
37	Calvin Lowry	S	5-11	200	Penn State	11	3	2008
58/59	Tim Lucas	LB	6-3	230	California	75	11	1987-93
21	Tommy Luke	LB	6-0	190	Mississippi	7	1	1968
10	Triandos Luke	WR	5-10	189	Alabama	10	0	2004
22	Fran Lynch	HB	6-1	205	Hofstra	99	*14	1967-76
47	John Lynch	S	6-2	220	Stanford	60	59	2004-07
37	Anthony Lynn	RB	6-3	230	Texas Tech	61	0	1993, '97-99
61	Tom Lyons	G	6-2	230	Georgia	73	62	1971-76
41	Rob Lytle	TE/RB	5-11	195	Michigan	87	23	1977-83
M								
52	Dan MacDonald†	LB	6-2	230	Idaho State	3	0	1987
8	Tommy Maddox	QB	6-4	205	UCLA	29	4	1992-93
82	Adrian Madise	WR	5-11	215	Texas Christian	11	0	2003-04
78	Don Maggs	G/T	6-5	290	Tulane	16	3	1993-94
98	Josh Mallard	DL	6-2	259	Georgia	8	0	2007
33	Ernest G. (Pete) Mangum	LB	6-0	219	Mississippi	14	N/A	1960
18	Peyton Manning	QB	6-5	230	Tennessee	58	57	2012-15
83	Wade Manning	WR	5-11	190	Ohio State	25	0	1981-82
66/69	Brisson Manor	DE	6-4	247	Arkansas	107	34	1977-84
33	Marquand Manuel	S	6-0	213	Florida	16	14	2008
50	Bobby Maples	C	6-3	250	Baylor	98	61	1972-78
26	Laurence Maroney	RB	5-11	220	Minnesota	4	3	2010
32	Curtis Marsh	CB	6-1	197	Utah State	0	0	2015
86	Arthur Marshall	WR	5-11	175	Georgia	32	10	1992-93
15	Brandon Marshall	WR	6-4	230	Central Florida	61	47	2006-09
54	<b>Brandon Marshall</b>	<b>LB</b>	<b>6-1</b>	<b>250</b>	<b>Nevada</b>	<b>31</b>	<b>29</b>	<b>2013-15</b>
43	Charles E. Marshall	HB	6-0	180	Oregon State	5	N/A	1962
29	Warren Marshall	RB	6-0	218	James Madison	1	0	1987
47	Paul Martha	S	6-0	187	Pittsburgh	13	12	1970
17	Glenn Martinez	WR	6-1	183	Saginaw Valley State	14	1	2007-08
83/85	Rick Massie	WR	6-1	190	Kentucky	13	4	1987-88
81	Billy Masters	TE	6-5	240	Louisiana State	66	29	1970-74
89	Evan Mathis	C	6-5	301	Alabama	16	12	2015
73	Pat Matson	G	6-1	245	Oregon	28	N/A	1966-67
55	Archie Matsos	LB	6-0	217	Michigan State	9	N/A	1966
76/77	Jack Mattox	T	6-4	240	Fresno State	8	N/A	1961-62



No.	Name	Pos.	Hgt.	Wgt.	College	GP	GS	Years
55	Marv Matuszak	DL	6-3	232	Tulsa	14	N/A	1964
8	Matt Mauck	QB	6-1	213	Louisiana State	0	0	2004
74	Andy Maurer	T	6-3	265	Oregon	13	13	1977
14	Dean May†	QB	6-5	220	Louisville	3	0	1987
56	Ray May	LB	6-1	230	Southern California	33	30	1973-75
51	Joe Mays	LB	5-11	245	North Dakota State	33	20	2010-12
31	Darcel McBeth	S	6-1	198	Texas Tech	20	1	2009-10
98	Ryan McBean	DL	6-5	297	Oklahoma State	46	21	2009-11
87	Ed McCaffrey	WR	6-5	215	Stanford	120	104	1995-2003
40	Brendan McCarthy	FB	6-3	220	Boston College	8	5	1968-69
34	Kyle McCarthy	S	6-1	210	Notre Dame	12	0	2010-11
10/11	John McCormick	QB	6-1	208	Massachusetts	38	N/A	1963-66, '68
55	Lerentee McCray	LB	6-3	249	Florida	24	0	2014-15
20	Marlon McCree	S	5-11	204	Kentucky	8	7	2008
96	Jake McCullough	DE	6-5	270	Clemson	16	0	1989-90
67	Robert V. McCullough	G	6-2	245	Colorado	56	N/A	1962-65
33	Lawrence McCutcheon	RB	6-1	205	Colorado State	6	0	1980
54	Ed (Wahoo) McDaniel	LB	6-1	235	Oklahoma	42	N/A	1961-63
82	Orlando McDaniel	WR	6-0	180	Louisiana State	3	0	1982
68	Reggie McElroy	G/T	6-6	290	West Texas State	23	0	1995-96
64	Lewis P. (Bud) McFadin	DT	6-3	260	Texas	56	N/A	1960-63
23	Willis McGahee	RB	6-0	235	Miami	25	23	2011-12
47	John McGeeever	RB	6-1	195	Auburn	55	N/A	1962-65
85	Phil McGeophan	WR	6-2	224	Maine	2	0	2001
91	Chester McGlockton	DE	6-4	334	Clemson	32	31	2001-02
89	Keli McGregor	TE	6-6	250	Colorado State	2	0	1985
83	Travis McGriff	WR	5-8	185	Florida	34	0	1999-2001
16	Monte McGuire†	QB	6-4	202	Texas Tech	2	0	1987
99	Alvin McKinley	DT	6-3	294	Mississippi State	15	10	2007
11	Kenny McKinley	WR	6-0	183	South Carolina	8	0	2009
58	Bill McKoy	LB	6-3	235	Purdue	30	9	1970-72
26	Tim McKyer	CB	6-0	178	Texas-Arlington	16	1	1997
68	Ron McLean†	DL	6-3	270	Cal State Fullerton	3	0	1987
8	Brandon McManus	K	6-3	201	Temple	31	0	2014-15
45	James R. McMillin	DB	6-0	190	Colorado State	47	N/A	1960-62, '64-65
41	Robert McNamara	HB	6-0	190	Minnesota	14	N/A	1960-61
47	Ryan McNeil	CB	6-2	210	Miami (Fla.)	4	0	2003
75	Adam Meadows	T	6-5	280	Georgia	3	3	2006
77/97	Karl Mecklenburg	LB/DE	6-3	240	Minnesota	180	141	1983-94
61	Bob Meeks	C	6-2	279	Auburn	8	0	1992-94
64	Jon Melander	G	6-7	280	Minnesota	29	22	1993-94
63	Richard Mercier	G	6-3	299	Miami (Fla.)	0	0	2000
59	Mark Merrill	LB	6-4	237	Minnesota	17	0	1981-82
46/87	Bobby Micho	RB/TE	6-3	236	Texas	20	3	1986-87
23	Willie Middlebrooks	CB	6-1	200	Minnesota	51	2	2001-04
22	Glyn Milburn	RB	5-8	177	Stanford	48	6	1993-95
17	Hugh Millen	QB	6-5	216	Washington	8	2	1994-95
83	Anthony Miller	WR	5-11	190	Tennessee	46	45	1994-96
12	Billy Miller	WR	6-3	230	Southern California	22	0	1999-2000
82	Chris Miller	QB	6-2	204	Oregon	3	3	1999
58	Von Miller	OLB	6-3	250	Texas A&M	72	72	2011-15
52	Jeff Mills	LB	6-3	244	Nebraska	41	3	1990-93
57	Jeremy Mincey	DE	6-4	265	Florida	2	0	2013
21	Eugene Mingo	HB/K	6-2	216	No college	59	N/A	1960-64
64	Claudie Minor	T	6-4	280	San Diego State	125	123	1974-82
20	Tommy Earl Minter	HB	5-10	178	Baylor	7	N/A	1962
67	Dean Miraldi	T	6-5	266	Utah	10	0	1985
75	Rex Mirich	DE	6-4	250	Northern Arizona	34	*12	1967-69
49	Alvin Mitchell	S/WR	6-3	195	Morgan State	2	0	1970
27	Charlie Mitchell	HB	5-11	185	Washington	56	N/A	1963-67
41	Leroy Mitchell	CB	6-1	190	Texas Southern	40	40	1971-73
51	John Mobley	LB	6-1	236	Kutztown	105	102	1996-2003
89	Orson Mobley	TE	6-5	256	Salem College (W.V.)	62	33	1986-90
72	John Moffitt	G	6-4	319	Wisconsin	2	0	2013
53	Mike Mohamed	LB	6-3	245	California	3	0	2011-12
22	Alton Montgomery	S/CB	6-0	200	Houston	43	5	1990-92
78	Marv Montgomery	T	6-6	255	Southern California	57	25	1971-76
21	Randy Montgomery	CB	5-11	182	Weber State	26	10	1971-73
81/83	Scottie Montgomery	WR	6-1	195	Duke	4	0	2000-02
64	Will Montgomery	C	6-3	304	Virginia Tech	16	8	2014
52	Mike Montier	C	6-5	254	Colorado	14	14	1977
48	Alex Moore	HB	6-0	195	Norfolk State	3	0	1968
87	Bob Moore	TE	6-3	220	Stanford	8	2	1978
23	Jason Moore	S	5-10	191	San Diego State	6	0	1999
78	Leroy Moore	DE	6-2	240	Fort Valley State	26	N/A	1964-65
69	Mookie Moore	G	6-2	318	Troy State	0	0	2001-02
26	Rahim Moore	S	6-1	195	UCLA	57	48	2011-14
76	Randy Moore	DT	6-2	241	Arizona State	8	0	1976
12	Shawn Moore	QB	6-2	213	Virginia	3	0	1991-93
86	Emery Moorehead	WR/RB	6-2	218	Colorado	16	0	1980
27	Knqwnshw Moreno	RB	5-11	220	Georgia	60	45	2009-13
11	Quincy Morgan	WR	6-1	215	Kansas State	7	0	2006
28	Craig Morton	QB	6-4	214	California	72	64	1977-82
85	Haven Moses	WR	6-2	208	San Diego State	140	127	1972-81
25	John Mosier	TE	6-3	220	Kansas	11	1	1971
94	Jarvis Moss	OLB/DE	6-7	257	Florida	34	1	2007-10
86	Bobby Moten	TE	6-4	212	Bishop College	3	0	1968
51	Marc Munford	LB	6-2	231	Nebraska	48	16	1987-90
57	Mark Murray	LB	6-2	240	Florida	6	0	1991
72	Pat Murray	G	6-3	310	Truman State	0	0	2008
14	Bill Musgrave	QB	6-3	215	Oregon	9	1	1995-96
85/71	Chad Mustard	TE/T	6-6	277	North Dakota	32	6	2006-08
62	Chris Myers	C/G	6-4	300	Miami (Fla.)	41	16	2005-07
96	Michael Myers	DT	6-2	300	Alabama	32	31	2005-06
70	Robert Myers Jr.	G	6-5	335	Tennessee State	0	0	2015





# BRONCOS ALL-TIME ROSTER, CONT.

No.	Name	Pos.	Hgt.	Wgt.	College	GP	GS	Years
29	Wilbur Myers	S	5-11	195	Delta State	16	0	1983
39	Jesse Myles	RB	5-10	210	Louisiana State	22	0	1983-84
54	Chip Myrtle	LB	6-2	225	Maryland	81	*40	1967-72
N								
58	Rob Nairne	LB	6-4	223	Oregon State	55	21	1977-80
66	Tom Nalen	C	6-3	286	Boston College	194	188	1994-2008
29	Damien Nash	RB	5-10	220	Missouri	3	0	2006
82	Marcus Nash	WR	6-3	195	Tennessee	10	1	1998-99
84	Ricky Nattiel	WR	5-9	180	Florida	70	17	1987-92
6	Joe Nedney	K	6-4	215	San Jose State	3	0	2000
62	Dan Neil	G	6-2	285	Texas	108	104	1997-2004
52	<b>Corey Nelson</b>	<b>LB</b>	<b>6-1</b>	<b>226</b>	<b>Oklahoma</b>	<b>32</b>	<b>0</b>	<b>2014-15</b>
80	Ron Nery	E	6-6	247	Wisconsin	4	N/A	1963
76	Tom Neville	T	6-4	260	Mississippi State	16	15	1978
51	Lee (Mike) Nichols	C	6-3	225	Arkansas A&M	28	N/A	1960-61
39	<b>Taurean Nixon</b>	<b>CB</b>	<b>5-10</b>	<b>187</b>	<b>Tulane</b>	<b>0</b>	<b>0</b>	<b>2015</b>
43	John Nocera	LB	6-1	220	Iowa	9	N/A	1963
68	Tom Normina	T	6-3	260	Miami (Ohio)	37	N/A	1963-65
38	Ben Norman	RB	6-1	212	Colorado State	3	0	1980
1/4	Chris Norman	P	6-2	198	South Carolina	38	0	1984-86
15	Philip H. Nugent	HB	6-2	195	Tulane	12	N/A	1961
O								
27	Tom Oberg	S	6-0	185	Portland State	16	13	1968-69
88	Riley Odoms	TE	6-4	230	Houston	153	134	1972-83
42	Muhammad Oliver	DB	5-11	179	Oregon	3	0	1992
58	Phil Olsen	C	6-5	265	Utah State	27	5	1975-76
69	Eric Olsen	OL	6-3	305	Notre Dame	1	0	2010
70	Seth Olsen	G	6-5	308	Iowa	3	0	2009
76	Harold Olson	T	6-2	255	Clemson	28	N/A	1963-64
0	John Olaszewski	FB	5-11	200	California	12	N/A	1962
66	Jim O'Malley	LB	6-1	229	Notre Dame	40	5	1973-75
24	Deltha O'Neal	CB	5-10	196	California	61	36	2000-03
8	Kyle Orton	QB	6-4	225	Purdue	34	33	2009-11
91	Willie Oshodin	DE	6-4	265	Villanova	30	5	1993-95
6/17	Brock Osweiler	QB	6-7	240	Arizona State	21	7	2012-15
P								
70	Vinston Painter	T	6-6	309	Virginia Tech	0	0	2013
95	Anton Palepoi	DE	6-3	283	Nevada-Las Vegas	11	0	2004
13	Nathan Palmer	WR	5-11	198	Northern Illinois	0	0	2014
23	Chris Pane	DB	5-11	184	Chico State	36	1	1976-79
61	<b>Matt Paradis</b>	<b>C</b>	<b>6-3</b>	<b>300</b>	<b>Boise State</b>	<b>16</b>	<b>16</b>	<b>2015</b>
56	Don Parish	LB	6-1	220	Stanford	1	1	1972
60	Ernie Park	G	6-3	253	McMurray College	14	N/A	1967
60	Charlie Parker	G	6-1	245	Southern Mississippi	14	N/A	1965
1	Daren Parker	P	6-0	185	South Carolina	3	0	1992
74	Scott Parrish	T	6-6	265	Utah State	0	0	1976
24	Rick Parros	RB	5-11	200	Utah State	46	32	1980-84
12	Al Pastrana	QB	6-1	190	Maryland	7	3	1969-70
28	Tito Paul	CB	6-0	195	Ohio State	16	0	1998
2	Sam Paulescu	P	6-0	189	Oregon State	1	0	2007
66	Lomie Paxton	LS	6-2	281	Sacramento State	48	0	2009-11
41	Karl Paymah	QB	6-0	195	Washington State	60	5	2008-08
88	Russell Payne†	T	6-1	240	Appalachian State	1	0	1987
64	Erik Pears	T	6-8	305	Colorado State	32	16	2006-08
71	Jack Peavy†	OL	6-2	260	Troy State	3	1	1987
12	Craig Penrose	QB	6-3	211	San Diego State	18	4	1976-79
71	James W. Perkins	T	6-2	250	Colorado	42	N/A	1962-64
33/35	Lonnie Perrin	RB	6-1	222	Illinois	44	5	1976-78
60	Gerald Perry	G/T	6-6	300	Southern	40	29	1988-90
95	Michael Dean Perry	DT	6-1	285	Clemson	38	37	1995-97
33	Robert Perryman	FB	6-1	233	Michigan	19	8	1991-92
77	Anton Peters	T	6-4	245	Florida	10	N/A	1963
90/97	Kenny Peterson	DL	6-3	295	Ohio State	42	15	2006-09
90	Suan Phillips	DE	6-3	255	Purdue	16	12	2013
26	Lyle Pickens†	LB	5-10	175	Colorado	1	0	1987
58	Terry Pierce	LB	6-1	251	Kansas State	18	0	2003-04
74	Evan Pilgrim	OL	6-4	304	Brigham Young	0	0	1999
38	Andrew Pincock	RB	5-10	250	South Carolina	0	0	2008
95	Kavika Pittman	DE	6-6	273	McNeese State	45	44	2000-02
28	Michael Pittman	RB	6-0	225	Fresno State	8	3	2008
48	John Pitts	S	6-4	218	Arizona State	22	4	1973-75
82	Dave Pivec	TE	6-3	230	Notre Dame	14	5	1969
38	Bruce Plummer	DB	6-0	197	Mississippi State	26	0	1987-88, '90
16	Jake Plummer	QB	6-2	212	Arizona State	59	54	2003-06
22	Bobby Ply	DB	6-1	190	Baylor	1	N/A	1967
21	Randy Polt	DB	6-3	190	Stanford	29	2	1975-77
76	Tyler Polumbus	T	6-8	300	Colorado	42	8	2008-09, '15
2	Christian Ponder	QB	6-2	230	Florida State	0	0	2015
47	David Pool	DB	5-9	182	Carson-Newman	0	0	1993
81	Keith Poole	WR	6-0	188	Arizona State	6	3	2001
34	Nathan Poole	RB	5-9	210	Louisville	30	13	1982-83, '85, '87
37	Tyrone Poole	CB	5-8	188	Fort Valley State	16	4	2002
75	Monsanto Pope	DT	6-3	300	Virginia	48	21	2002-05
31	P.J. Pope	RB	5-9	205	Bowling Green State	5	1	2008
31	Kerry Porter	RB	6-1	215	Washington State	13	3	1990
22	Tracy Porter	CB	5-11	186	Indiana	6	4	2012
26	Clinton Portis	RB	5-11	205	Miami (Fla.)	29	25	2002-03
23	Dickie Post	RB	5-9	190	Houston	6	1	1971
31	Darryl Pounds	CB	5-10	185	Nicholls State	9	0	2000
91	Warren Powers	DE	6-6	287	Maryland	44	28	1989-91

No.	Name	Pos.	Hgt.	Wgt.	College	GP	GS	Years
5	Matt Prater	K	5-10	195	Central Florida	92	0	2007-13
27	Shaun Prater	CB	5-10	190	Iowa	0	0	2015
88	Eugene Prebola	E	6-3	225	Boston University	42	N/A	1961-63
23	Steve Preece	S	6-1	195	Oregon State	13	9	1972
46	Dave Preston	HB	5-10	185	Bowling Green	76	37	1978-83
11	Luke Prestridge	P	6-4	235	Baylor	73	0	1979-83
56	James Price	LB	6-2	225	Auburn	6	N/A	1964
25	Errol Prisby	DB	5-10	184	Cincinnati	5	N/A	1967
81	Mike Pritchard	WR	5-10	183	Colorado	18	5	1994-95
93	Trevor Pryce	DL	6-5	286	Clemson	121	114	1997-2005
88/87	Jeb Putzier	TE	6-4	251	Boise State	41	10	2002-05, '08
83	John J. Pyeatt	HB	6-3	204	No college	17	N/A	1960-61
Q								
26	Frank Quayle	RB	5-10	195	Virginia	11	2	1969
9	Brady Quinn	QB	6-3	235	Notre Dame	0	0	2010-11
81	Richard Quinn	TE	6-4	255	North Carolina	29	4	2009-10
R								
78	Bruce Radford	DE	6-5	257	Grambling	16	0	1979
65/66	Manny Ramirez	G/C	6-3	320	Texas Tech	49	43	2011-14
11	Patrick Ramsey	QB	6-2	225	Tulane	3	0	2007-08
10	Steve Ramsey	QB	6-2	210	North Texas State	53	31	1971-76
56	Shane Ray	OLB	6-3	245	Missouri	14	0	2015
99	Montae Reagor	DE	6-3	285	Texas Tech	45	1	1999-2002
76	Leo T. Reed	T	6-4	240	Colorado State	4	N/A	1961
32	Tony Reed	S	5-11	197	Colorado	15	0	1981
43	Izabel Reese	S	6-2	190	Alabama-Birmingham	15	15	2002
41	Johnathan Reese	RB	6-1	220	Columbia	0	0	2004
95	Darrell Reid	OLB/DE	6-2	270	Minnesota	16	0	2009
74	Dan Remsburg	T	6-6	275	Abilene Christian	21	1	1986-87
97	Simeon Rice	DE	6-5	268	Illinois	6	1	2007
40	Randy Rich	DB	5-10	178	New Mexico	0	0	1977
43	Bob Richardson	DB	6-1	180	UCLA	9	N/A	1966
99	David Richie	DT	6-4	280	Washington	2	0	1997
58	Frank Richter	LB	6-3	235	Georgia	34	*11	1967-69
26	Larry Riley	DB	5-10	192	Salem College (N.C.)	5	0	1977
38	Reggie Rivers	RB	6-1	215	Southwest Texas State	96	5	1991-96
59	Joe Rizzo	LB	6-1	220	U.S. Merchant Marine Academy	81	62	1974-80
48	Randy Robbins	DB	6-2	189	Arizona	116	26	1984-91
57	Adrian Robinson	LB	6-1	250	Temple	6	0	2013
63	Dewayne Robertson	DT	6-1	308	Kentucky	15	15	2008
36	Frank Robinson	CB	5-11	175	Boise State	28	2	1992-93
94	Jeff Robinson	DE	6-4	270	Idaho	64	0	1993-96
95	Jeroy Robinson	LB	6-1	241	Texas A&M	3	0	1990
54	Lee Robinson	LB	6-2	256	Alcorn State	3	0	2010
17	Matt Robinson	QB	6-2	196	Georgia	14	7	1980
29	Bradley Roby	CB	5-11	194	Ohio State	32	6	2014-15
77	Alden Roche	DE	6-4	255	Southern	14	0	1970
45	Dominique Rodgers-Cromartie	CB	6-2	193	Tennessee State	15	13	2013
4	Ruben Rodriguez	P	6-2	210	Arizona	5	0	1992
68	William E. Roehneit	LB	6-1	227	Bradley	18	N/A	1961-62
43	Roderick Rogers	S	6-2	187	Wisconsin	5	1	2007-08
73	Stan Rogers	T	6-4	256	Maryland	14	2	1975
35	David S. Rolle	FB	6-0	215	Oklahoma	14	N/A	1960-61
53	Bill Romanowski	LB	6-4	245	Boston College	96	96	1996-2001
42	Al Romine	DE	6-2	191	Florence State	14	3	1960
81	Dante Rosario	TE	6-4	250	Oregon	14	0	2011
81	Barry Rose	WR	6-0	185	Wisconsin-Stevens Point	3	0	1993
30	Oliver Ross	RB	6-0	210	Alabama A&M	25	0	1973-75
11	Tobin Rote	QB	6-2	211	Rice	3	N/A	1966
16	Tom Rouen	P	6-3	225	Colorado	152	0	1993-2002
33	Justin D. Rowland	HB	6-2	188	Texas Christian	10	N/A	1962
46	John Rowser	DB	6-1	190	Michigan	38	37	1974-76
19	Eddie Royal	WR	5-10	180	Virginia Tech	57	45	2008-11
11	T.J. Rubley	QB	6-3	212	Tulsa	0	0	1996
40	Martin Rudolph†	DB	5-10	183	Arizona	3	1	1987
57	Mike Ruether	C	6-4	279	Texas	17	0	1988-89
58	Steve Russ	LB	6-4	245	Air Force	24	0	1997-2000
10	Clifford Russell	WR	5-11	195	Utah	2	0	2008
39	Darryl Russell†	DB	6-0	190	Appalachian State	3	0	1987
85	Derek Russell	WR	6-0	195	Arkansas	50	36	1991-94
42	Leonard Russell	RB	6-2	235	Arizona State	14	13	1994
53	Johnny Rutledge	LB	6-3	239	Florida	6	0	2003
50	Jim Ryan	LB	6-1	225	William & Mary	150	91	1979-88
80	Tom Rychlec	E	6-3	220	American International	3	N/A	1963
S								
26	George Saimes	S	5-11	186	Michigan State	30	19	1970-72
74	Ephraim Salaam	T	6-7	295	San Diego State	30	30	2002-03
74	Harvey Salem	T	6-6	283	California	10	0	1981
74	Ty Sambraro	T	6-5	315	Colorado State	3	3	2015
84	Clint Sampson	WR	5-11	183	San Diego State	59	10	1983-86
10	Emmanuel Sanders	WR	5-11	180	Southern Methodist	31	31	2014-15
55	Glenell Sanders	LB	6-1	228	Louisiana Tech	1	0	1994
37	Cecil Sapp	RB	5-11	229	Colorado State	49	9	2003-07
10	Todd Sauerbrun	P	5-10	215	West Virginia	30	0	2005-07
83	John Sawyer	TE	6-2	240	Southern Mississippi	17	11	1983-84
54	Ron Sbranti	LB	6-2	230	Utah State	14	N/A	1966
82	Bob Scarpitto	WR/P	5-11	192	Notre Dame	81	N/A	1962-67
67	Carl Schaukowitz	G	6-3	235	Penn State	11	2	1975
88	Tony Scheffler	TE	6-5	255	Western Michigan	57	28	2006-09
67	Steve Schindler	G	6-3	256	Boston College	28	4	1977-78
69	Mark Schlereth	G	6-3	282	Idaho	81	81	1995-2000
64	Mike Schnitker	G	6-3	245	Colorado	74	26	1969-74
79	Michael Schofield	T	6-6	301	Michigan	13	13	2014-15
74	Bill Schultz	T	6-5	305	Southern California	2	0	1995

BRONCOS ALL-TIME ROSTER, CONT.

No.	Name	Pos.	Hgt.	Wgt.	College	GP	GS	Years
84/86	John Schultz	WR	5-10	182	Maryland	32	0	1976-78
66	Carlos Scott†	C	6-2	305	Texas-El Paso	0	0	1987
45	Lew Scott	DB	5-11	170	Oregon State	13	N/A	1966
76	Kirk Scafford	T	6-6	270	Montana	32	7	1993-94
35	James H. Sears	HB	5-11	183	Southern California	2	N/A	1960-61
21	Goldie Sellers	DB	6-2	198	Grambling	27	N/A	1966-67
45	Jeff Severson	DB	6-1	183	Long Beach State	14	3	1975
30	Steve Sewell	RB/WR	6-3	210	Oklahoma	94	15	1985-92
65	Don Shackelford	G	6-4	255	Pacific	8	N/A	1964
75	Rick Sharp	T	6-3	265	Washington	12	0	1972
81/84	Shannon Sharpe	TE	6-2	228	Savannah State	172	139	1990-99 '02-03
17	George H. Shaw	QB	6-1	183	Oregon	13	N/A	1962
95	Josh Shaw	DT	6-3	305	Michigan State	5	0	2008
45	Richard Shelton	CB	5-10	180	Liberty	4	0	1989
86	Edell Shepherd	WR	6-1	175	San Jose State	0	0	2008
84	Rod Sherman	WR	6-0	190	Southern California	14	13	1972
88	Mike Sherrard	WR	6-1	185	UCLA	15	0	1996
75	Roger Shoals	T	6-4	260	Maryland	14	14	1971
40/28	Jeff Shoate	CB	5-10	180	San Diego State	14	0	2004-05 '07
63	Laval Short	DT	6-3	250	Colorado	15	0	1980
13	Trevor Siemian	QB	6-3	220	Northwestern	1	0	2015
98	Sealver Siliga	DT	6-2	325	Utah	1	0	2012
80	Jerry Simmons	WR	6-0	190	Bethune-Cookman	51	35	1971-74
51	Leon Simmons	LB	6-0	225	Grambling	2	N/A	1963
2	Chris Simms	QB	6-4	230	Texas	3	1	2009
51	Mike Simone	LB	6-0	210	Stanford	42	3	1972-74
67	Jackie Simpson	LB	6-0	225	Mississippi	6	N/A	1961
45	John Sklopan	HB	5-10	200	Southern Mississippi	3	N/A	1963
7/14	Milton (Mickey) Slaughter	QB	6-2	204	Louisiana Tech	40	N/A	1963-66
39	Tom Smiley	RB	6-1	235	Lamar Tech	14	9	1969
56	Aaron Smith	LB	6-2	223	Utah State	10	0	1984
33	Alphonso Smith	CB	5-9	190	Wake Forest	15	0	2009
90	Antonio Smith	DE	6-3	290	Oklahoma State	16	0	2015
55	Art Smith	LB	6-1	222	Hawaii	2	0	1980
26	Ben Smith	CB	6-3	208	Georgia	14	14	1994
20	Daniel Eugene Smith	HB	5-10	180	Northeast Oklahoma	4	N/A	1961
49	Dennis Smith	S	6-3	200	Southern California	184	170	1981-94
42	Detron Smith	FB	5-10	230	Texas A&M	91	2	1996-2001
14	Don Smith	G	6-4	240	Florida A&M	2	N/A	1967
75	Ed Smith	DE	6-5	241	Colorado College	16	3	1973-75
28	Elliott Smith	CB	6-2	192	Alcorn A&M	9	0	1990
72	Harold Smith	T	6-5	250	UCLA	3	N/A	1960
N/A	Hugh B. Smith	E	6-4	217	Kansas	0	0	1962
47	James Smith	S	6-3	190	Utah State	2	1	1969
97	Le Kevin Smith	DL	6-3	308	Nebraska	14	2	2009-10
57	Matt Smith†	LB	6-2	234	West Virginia	3	0	1987
65	Monte Smith	G	6-5	270	North Dakota	14	0	1989
90	Neil Smith	DE	6-4	270	Nebraska	43	35	1997-99
26	Paul Smith	RB	5-11	242	Texas-El Paso	14	0	2007
70	Paul Smith	DT/DE	6-3	256	New Mexico	133	72	1968-78
45	Perry Smith	DB	6-1	195	Colorado State	26	5	1980-81
93	Quanterus Smith	DE	6-5	255	Western Kentucky	15	0	2014
80	Rod Smith	WR	6-0	200	Missouri Southern	183	158	1995-2007
32	Sammie Smith	RB	6-2	226	Florida State	3	1	1992
64	Shelley Smith	G	6-3	310	Colorado State	0	0	2015
71	Willie Smith	G	6-3	255	Michigan	14	N/A	1980
72	Isaac Snell	G	6-6	288	North Dakota State	0	0	2007
84	Matt Snorton	TE	6-5	250	Michigan State	5	N/A	1964
70	Brian Sochia	NT/DE	6-3	270	Northwestern Oklahoma St.	26	16	1991-92
39	Roland Solomon	CB	6-0	193	Utah	4	0	1981
51	Henry Sorrell	LB	6-1	215	Chattanooga	10	N/A	1967
33	Jimmy Spencer	CB	5-9	188	Florida	53	8	2000-03
59	Donnie Spragan	LB	6-3	239	Stanford	48	22	2002-04
78	Rich Stachowski	DE/NT	6-4	245	California	14	0	1983
62	Jerry N. Stalcup	LB	6-1	240	Wisconsin	22	N/A	1961-62
85	Tim Stallworth	WR	5-10	185	Washington State	1	0	1990
14	Scott Stankavage	QB	6-1	194	North Carolina	1	0	1984 '86
44	Bruce Starling	HB	6-1	186	Florida	0	0	1963
17	Larry Steele	P	5-10	182	Santa Rosa	1	0	1974
19	Fred Steinfort	K	5-11	180	Boston College	33	0	1979-81
26	Darian Stewart	S	5-11	214	South Carolina	15	13	2015
27	Jeremy Stewart	RB	5-11	215	Stanford	6	0	2014
36	James E. Stinnette	FB/LB	6-1	230	Oregon State	24	N/A	1961-62
21	Jesse Stokes	DB	6-0	190	Corpus Christi	2	0	1968
14	Brandon Stokley	WR	6-0	192	Southwestern Louisiana	59	22	2007-09, 12
34	Donnie Stone	FB	6-1	205	Arkansas	48	N/A	1961-64
82	Otto Stowe	WR	6-2	188	Iowa State	8	0	1974
22	Bob Stransky	HB	6-1	180	Colorado	14	N/A	1960
63	David Strickland	T/G	6-0	220	Memphis State	14	N/A	1960
41	Deon Strother	RB	5-11	213	Southern California	2	0	1994
63	Tim Stuber	G	6-5	315	Colorado State	0	0	2004
70	Dave Studdard	T	6-4	260	Texas	145	133	1979-88
72	Jerry G. Sturm	C/T/G	6-3	260	Illinois	84	N/A	1961-66
60	Nick Subis	G/C	6-4	278	San Diego State	16	0	1991
50	John Sullins	LB	6-1	225	Alabama	6	0	1992
85	Don Summers	TE	6-4	230	Boise State	18	1	1984-85
46	Jim Summers	TE	5-10	180	Michigan State	11	N/A	1967
35	Jason Suttle	CB	5-10	182	Wisconsin	10	0	1999-2000
25	Charles Swann	WR/DB	6-1	188	Indiana State	13	0	1994
80	Shane Swanson†	WR	5-9	200	Nebraska	3	2	1987
74	Harry Swayne	T	6-5	290	Rutgers	23	16	1997-98

No.	Name	Pos.	Hgt.	Wgt.	College	GP	GS	Years
49	Neal Sweeney	FL	6-2	170	Tulsa	10	N/A	1967
51	Bob Swenson	LB	6-3	225	California	96	77	1975-83
23	Eugene Sykes	DB	6-1	201	Louisiana State	4	N/A	1967
57	Jashon Sykes	LB	6-2	236	Colorado	19	8	2003-04
40	Austin Sylvester	FB	6-1	248	Washington	0	0	2011
94	Jim Szymanski	DE	6-5	268	Michigan State	7	6	1990-91

**T**

21	<b>Aqib Talib</b>	<b>CB</b>	<b>6-1</b>	<b>205</b>	<b>Kansas</b>	<b>30</b>	<b>30</b>	<b>2014-15</b>
64	Ralph Tamm	G/C	6-4	280	West Chester	22	1	1995-96
84	Jacob Tamme	TE	6-3	230	Kentucky	47	9	2012-14
98	Maa Tanuvasa	DE/DT	6-2	270	Hawaii	80	54	1995-2000
65	George Tarasovic	DE	6-4	245	Louisiana State	6	N/A	1967
41	Jerry L. Tarr	E	6-0	190	Oregon	14	N/A	1962
95	Alphonso Taylor	DT	6-3	350	Temple	3	0	1993
72	Herb Taylor	T	6-3	295	Texas Christian	0	0	2009
81	Kitrick Taylor	WR	5-11	194	Washington State	2	0	1993
87	Lionel T. Taylor	E	6-2	215	New Mexico Highlands	96	N/A	1960-66
70	Trey Teague	T	6-5	292	Tennessee	34	20	1998-2001
15	Tim Tebow	QB	6-3	245	Florida	23	14	2010-11
13	Steve Tensi	QB	6-5	215	Florida State	27	22	1967-70
13	David Terrell	WR	6-3	212	Michigan	1	0	2005
84	Jim Thibert	LB	6-3	230	Toledo	13	N/A	1965
32	Calvin Thomas	RB	5-11	239	Illinois	2	0	1988
88	<b>Demaryius Thomas</b>	<b>WR</b>	<b>6-3</b>	<b>229</b>	<b>Georgia Tech</b>	<b>85</b>	<b>71</b>	<b>2010-15</b>
48	Earlie Thomas	DB	6-1	190	Colorado State	10	6	1975
26	Eric Thomas	CB	5-11	184	Tulane	14	0	1995
80	Julius Thomas	TE	6-5	250	Portland State	36	25	2011-14
26	J.T. Thomas	S	6-2	196	Florida State	9	1	1982
79	Marcus Thomas	DL	6-3	316	Florida	76	34	2007-11
82	Zach Thomas	WR/PR	6-0	182	South Carolina State	28	0	1983-84
53	Anthony Thompson	LB	6-1	227	East Carolina	11	0	1990
61	Arland Thompson	G	6-4	265	Baylor	2	0	1980
36	Bill Thompson	DB	6-1	201	Maryland State	179	178	1969-81
76	Broderick Thompson	T	6-5	295	Kansas	32	32	1995-96
77	Jim Thompson	DT	6-3	255	Southern Illinois	4	N/A	1965
40	<b>Juwon Thompson</b>	<b>RB</b>	<b>5-11</b>	<b>225</b>	<b>Duke</b>	<b>30</b>	<b>1</b>	<b>2014-15</b>
4	Robert Thompson†	WR	5-9	168	Youngstown State	2	0	1987
22	Syd'Quan Thompson	CB	5-9	191	California	13	0	2010-11
87	Cedric Tillman	WR	6-2	204	Alcorn State	39	8	1992-94
51	Dave Tobey	LB	6-3	231	Oregon	7	0	1968
42	Ryan Torain	RB	6-1	225	Arizona State	2	1	2008
61	Andre Townsend	DE/NT	6-3	265	Mississippi	103	54	1984-90
54/94	Keith Traylor	LB/DT	6-2	304	Central State (Okla.)	94	66	1991-92, 97-2000
20	Jerry Traynham	HB	5-10	190	Southern California	2	N/A	1961
9	David Treadwell	K	6-1	180	Clemson	64	0	1989-92
59	Danny Trevathan	LB	6-1	240	Kentucky	50	32	2012-15
37	Steve Trimble	DB	5-10	181	Maryland	14	*1	1981-83
18	Frank Tripucka	QB	6-2	192	Notre Dame	44	42	1960-63
91	Jeff Tupper	DL	6-5	269	Oklahoma	4	3	1987
55	Godwin Turk	LB	6-3	230	Southern	42	5	1976-78
35	Clem Turner	RB	6-1	236	Cincinnati	37	0	1970-72
15	Jim Turner	K	6-2	205	Utah State	130	0	1971-79
21	Scott Turner	CB	5-10	190	Illinois	9	0	2003
71	Melvin Tuten	T	6-6	305	Syracuse	2	0	1999-2000
72	Maurice Tyler	S	6-0	188	Morgan State	28	2	1973-74
23	Richard Tyson	G	6-2	245	Tulsa	7	N/A	1967

**U**

67	Keith Uecker	T	6-5	278	Auburn	2	2	1982-83
50	Artie Ulmer	LB	6-3	247	Valdosta State	7	0	1999
31	Marviel Underwood	S	5-10	200	San Diego State	0	0	2007
50	Olen Underwood	LB	6-1	220	Texas	14	4	1971
96	Mitch Unrein	DT	6-4	306	Wyoming	54	3	2011-14
80	Rick Upchurch	WR	5-10	175	Minnesota	119	59	1975-83

**V**

60	Steve Vallos	C	6-3	310	Wake Forest	15	0	2013
42	Bill Van Heusen	WR/P	6-1	200	Maryland	109	38	1968-76
11	Bradlee Van Pelt	QB	6-2	220	Colorado State	3	0	2005
65	Louis Vasquez	G	6-5	335	Texas Tech	48	47	2013-15
61	Bob Vaughn	G	6-4	240	Mississippi	1	0	1968
41	Cassius Vaughn	CB	5-11	195	Mississippi	22	3	2010-11
97	Demetris Veal	DT	6-2	288	Tennessee	31	1	2004-06
90	David Veikune	LB	6-2	257	Hawaii	4	0	2010
32	Tony Veland	S	6-0	209	Nebraska	12	0	1997
86	Chris Verhulst	TE	6-3	249	Chico State	8	1	1990
99	Kevin Vickerson	DT	6-5	328	Michigan State	47	41	2010-13
65	Lloyd Voss	T	6-4	256	Nebraska	13	7	1972

**W**

37	Bob Wade	CB	6-2	200	Morgan State	3	2	1970
30	Clarence Walker	HB	6-1	205	Southern Illinois	1	N/A	1963
27/25	Denard Walker	CB	6-1	190	Louisiana State	32	31	2001-02
84	Javon Walker	WR	6-3	209	Florida State	24	21	2006-07
96	Kenny Walker	DE	6-3	260	Nebraska	31	16	1991-92
96	<b>Vance Walker</b>	<b>DE</b>	<b>6-2</b>	<b>305</b>	<b>Georgia Tech</b>	<b>15</b>	<b>4</b>	<b>2015</b>
59	Brett Wallerstedt	LB	6-1	240	Arizona State	0	0	1994
35	Lenny Walls	CB	6-4	192	Boston College	43	20	2002-05
50	J.D. Walton	C	6-3	305	Baylor	36	36	2010-12
43	<b>T.J. Ward</b>	<b>S</b>	<b>5-10</b>	<b>200</b>	<b>Oregon</b>	<b>27</b>	<b>27</b>	<b>2014-15</b>
94	<b>DeMarcus Ware</b>	<b>DE/OLB</b>	<b>6-4</b>	<b>258</b>	<b>Troy</b>	<b>27</b>	<b>25</b>	<b>2014-15</b>
61	Gerard Warren	DT	6-4	325	Florida	31	31	2005-06
94	Ty Warren	DT	6-5	300	Texas A&M	1	1	2011-12

BRONCOS ALL-TIME ROSTER, CONT.

No.	Name	Pos.	Hgt.	Wgt.	College	GP	GS	Years
56	Dave Washington	LB	6-5	223	Alcorn A&M	27	21	1970-71
81/83	Dave Washington	TE	6-4	228	Southern California	2	1	1968
84	Gene Washington	WR	6-3	208	Michigan State	14	0	1973
97	Keith Washington	DE	6-4	275	Nevada-Las Vegas	26	16	2001-02
48	Lionel Washington	CB	6-0	185	Tulane	30	28	1995-96
95	Marvin Washington	DE	6-6	275	Idaho	16	0	1998
98	Ted Washington	NT	6-4	316	Louisville	15	15	1994
21	Chris Watson	CB	6-1	192	Eastern Illinois	14	1	1999
81	Steve Watson	WR	6-4	195	Temple	126	87	1979-87
17	Darius Watts	WR	6-2	188	Marshall	22	2	2004-05
54	Nate Wayne	LB	6-0	230	Mississippi	16	0	1998-99
36	<b>Kayvon Webster</b>	<b>CB</b>	<b>5-11</b>	<b>198</b>	<b>South Florida</b>	<b>41</b>	<b>2</b>	<b>2013-15</b>
58	Nate Webster	LB	6-0	232	Miami (Fla.)	32	28	2006-08
14	Norris Weese	QB	6-1	195	Mississippi	57	1	1976-79
40	Ted Weger	FB	5-11	202	No college		N/A	1960
13	Jack Weil	P	5-11	175	Wyoming	6	0	1986
83	Wes Welker	WR	5-9	185	Texas Tech	27	21	2013-14
29	Bill West	CB	5-10	185	Tennessee State	8	0	1972
40/42	Charlie West	DB	6-1	197	Texas-El Paso	32	6	1978-79
20	Willie West	DB	5-10	190	Oregon	7	N/A	1964
89	Max Wettstein	E	6-3	225	Florida State	2	N/A	1966
83	Jim Whalen	TE	6-2	210	Boston College	17	15	1970-71
59	Taylor Whitley	G	6-4	315	Texas A&M	2	0	2005
89	Andre White	TE	6-3	225	Florida A&M	14	N/A	1967
78	Jim White	DE	6-4	256	Colorado State	7	1	1976
79	Dave Widell	C/G	6-7	303	Boston College	79	39	1990-94
67	Doug Widell	G	6-4	289	Boston College	64	58	1989-92
62	Casey Wiegmann	C	6-2	285	Iowa	32	32	2008-09
29	Jonathan Wilhite	CB	5-11	185	Auburn	15	2	2011
47	Gerald Willhite	RB	5-10	200	San Jose State	78	21	1982-88
91	Alfred Williams	DE	6-6	265	Colorado	49	38	1996-99
52/55	D.J. Williams	LB	6-1	242	Miami (Fla.)	127	115	2004-12
90	Dan Williams	DE	6-4	290	Toledo	45	40	1993-96
27	Darrent Williams	CB	5-8	188	Oklahoma State	27	23	2005-06
N/A	Harold Williams	HB	N/A	N/A	Miami (Ohio)	N/A	N/A	1961
26	Jack Williams	CB	5-9	185	Kent State	21	0	2008-09
76	Jamal Williams	NT	6-3	348	Oklahoma State	16	16	2010
20	Roosevelt Williams	CB	5-11	200	Tuskegee	0	0	2003
92	<b>Sylvester Williams</b>	<b>NT</b>	<b>6-2</b>	<b>313</b>	<b>North Carolina</b>	<b>44</b>	<b>32</b>	<b>2013-15</b>
29	Wandy Williams	RB	6-1	189	Hofstra	12	2	1969-70
12	Matthew Willis	WR	6-0	190	UCLA	38	1	2009-12
85	Jeff Wilner	TE	6-5	250	Wesleyan (Conn.)	0	0	1995
56	Al Wilson	LB	6-0	240	Tennessee	125	119	1999-2006
48	Nemiah Wilson	DB	6-0	165	Grambling	42	N/A	1965-67
88	Sir Mawn Wilson	WR	6-2	213	Syracuse	0	0	1997
45	Steve Wilson	CB	5-10	195	Howard	92	33	1982-88
91	Troy Wilson	DE	6-4	257	Pittsburg State	3	0	1995
51	Jamie Winborn	LB	5-11	242	Vanderbilt	30	13	2007-08
23	Sammy Winder	RB	5-11	203	Southern Mississippi	127	83	1982-90
72	Brandon Winey	T	6-6	310	Louisiana State	0	0	2001
55	Bryant Winn†	LB	6-4	231	Houston	3	3	1987
95	<b>Derek Wolfe</b>	<b>DE</b>	<b>6-5</b>	<b>285</b>	<b>Cincinnati</b>	<b>55</b>	<b>55</b>	<b>2012-15</b>
16	Dick Wood	QB	6-5	205	Auburn	1	N/A	1962
54	Lee Woodall	LB	6-1	230	West Chester	14	0	2001
52	Ken Woodard	LB	6-1	218	Tuskegee Institute	73	13	1982-86
99	Ray Woodard†	DE	6-6	290	Texas	3	1	1987
85	Chris Woods	WR	5-11	190	Auburn	1	0	1989
59/52	Wesley Woodyard	LB	6-0	233	Kentucky	87	40	2008-13
58	Jack Work	DB	6-0	200	Denver	0	0	1960
87	James Wright	TE	6-3	240	Texas Christian	64	31	1980-85
35	Jim Wright	HB	5-11	190	Memphis State	10	N/A	1964
42	Lonnie Wright	DB	6-2	205	Colorado State	26	N/A	1966-67
20	Louis Wright	CB	6-2	200	San Jose State	166	163	1975-86
57/92	Dave Wyman	LB	6-2	241	Stanford	31	27	1993-95
<b>Y</b>								
76	William G. Yelverton	E	6-4	220	Mississippi	10	N/A	1960
32	Chris Young	S	6-0	210	Georgia Tech	21	0	2003-05
65	Joseph A. Young	E	6-3	245	Arizona	20	N/A	1960-61
83	Michael Young	WR	6-1	187	UCLA	51	14	1989-92
60	Robert Young	G	6-1	270	Howard Payne	58	*33	1966-70
35	Selvin Young	RB	5-11	207	Texas	23	13	2007-08
<b>Z</b>								
46	Bob Zeman	DB	6-1	200	Wisconsin	28	N/A	1962-63
65	Gary Zimmerman	T	6-6	294	Oregon	76	76	1993-97

## BRONCOS ALL-TIME ROSTER BREAKDOWN

### NUMBER OF PLAYERS PER SCHOOL

- 32 — Colorado
- 31 — Florida
- 24 — Louisiana State, Texas
- 23 — Colorado State
- 22 — Georgia, Maryland, Oregon, Wisconsin
- 21 — Southern California, Stanford
- 19 — Washington
- 18 — Florida State
- 17 — Notre Dame, UCLA
- 16 — Nebraska
- 15 — Miami (Fla.), Michigan State, San Diego State, Texas A&M
- 14 — Arizona, Arizona State, Boston College, California, Michigan
- 13 — Baylor, Minnesota, Mississippi, Tennessee, Utah State
- 12 — Houston, Oklahoma, Tulane
- 11 — North Carolina, Ohio State
- 10 — Clemson, South Carolina, Utah
- 9 — Arkansas, Auburn, Georgia Tech, Iowa, Kansas, Penn State, Purdue, Texas Tech, Virginia Tech
- 8 — Duke, Florida A&M, Illinois, Nevada-Las Vegas, San Jose State
- 7 — Alabama, Brigham Young, Fresno State, Idaho, Kentucky, Mississippi State, Oklahoma State, Oregon State, Southern Mississippi, Syracuse, Tulsa, Wake Forest, Washington State, Wyoming
- 6 — Alcorn State/Alcorn A&M, Cincinnati, Grambling State/Grambling, Hawaii, Kansas State, Louisville, Memphis/Memphis State, Pittsburgh, Temple, Toledo
- 5 — Boise State, Central Florida, Missouri, North Carolina State, Southern, Texas Christian, Tennessee State, Texas-El Paso, Virginia
- 4 — Bowling Green/Bowling Green State, Miami (Ohio), North Dakota, North Dakota State, Northern Arizona, West Virginia, Wichita State
- 3 — Appalachian State, Bethune-Cookman, Hofstra, Indiana, Louisiana Tech, McNeese State, Morgan State, New Mexico, New Mexico State, Pacific, Richmond, South Carolina State, Texas Southern, Troy/Troy State, Western Illinois, William & Mary
- 2 — Abilene Christian, Air Force Academy, Alabama-Birmingham, Boston University, Bradley, C.W. Post, Cal State-Fullerton, Cal State-Northridge, Chico State, Columbia, Eastern Michigan, Emporia State/Emporia College, Fort Valley State, Howard, Howard Payne, Iowa State, Jacksonville State, Liberty, Long Beach State, Louisiana at Lafayette/Southwestern Louisiana, Maine, Marshall, Montana, Montana State, Nevada, New Hampshire, North Carolina Central, North Texas/North Texas State, Northern Colorado, Northern Illinois, Northwestern, Pittsburgh State, Portland State, Rice, Rutgers, Sacramento State, South Florida, Southern Illinois, Southern Methodist, Southwest Texas State, Texas A&I, Texas-Arlington, Tuskegee/Tuskegee Institute, Vanderbilt, Villanova, Weber State, West Chester, West Texas State, Western Kentucky, Youngstown State
- 1 — Adams State, Akron, Alabama A&M, Allen, American International, Angelo State, Arkansas A&M, Arkansas AM&N, Arkansas State, Ball State, Bishop College, Cal-Davis, Cal Poly/SLO, Cal-Riverside, Cal-Santa Barbara, Carson-Newman, Central Michigan, Central Missouri State, Central State (Okla.), Chattanooga, Colorado College, Compton J.C., Corpus Christi, Delaware, Delaware State, Delaware Valley, Delta State, Denver, Detroit Mercy, East Carolina, Eastern Illinois, Eastern Montana, Eastern New Mexico, El Camino J.C., Elizabeth City State, Elon College, Evangel College, Findlay, Florence State, Grand Valley State, Hampton, Heidelberg, Henderson State, Holy Cross, Humboldt State, Idaho State, Illinois State, Indiana State, Jackson State, James Madison, Kent State, Kutztown, Lamar Tech, Louisiana Monroe/Northeast Louisiana, Maryland Eastern Shore/Maryland State, Massachusetts, McMurray College, Menlo College, Mercer, Mississippi College, Missouri Southern, Morris Brown, New Mexico Highlands, Nicholls State, Norfolk State, North Carolina A&T, Northeast Oklahoma, Northern Colorado, Northern Iowa, Northwestern State (La.), Northwestern Oklahoma State, Omaha, Pennsylvania, Plymouth State, Saginaw Valley State, Salem (N.C.), Salem (W. Va.), Sam Houston State, Santa Clara, Santa Rosa, Savannah State, Shepherd, South Dakota State, Southwest Missouri State, Springfield College, St. Augustine, Stephen F. Austin, Sul Ross State, Tennessee-Martin, Texas State, Trinity (Conn.), Truman State, U.S. Merchant Marine Academy, Valdosta State, Virginia Union, Wayne State (Neb.), Wesleyan (Conn.), Western Carolina, Western Michigan, Wisconsin-Stevens Point, Wisconsin-Whitewater, Xavier, Yankton College

Seven players did not attend college.

### TOP 10 SCHOOLS BY GAMES PLAYED

Rk.	Gms.	School (No. of players)
1.	1,158	Colorado (32)
2.	791	Georgia (22)
3.	711	Florida (31)
4.	700	Stanford (21)
5.	675	Minnesota (13)
6.	677	Miami (Fla.) (14)
7.	653	Houston (12)
8.	648	Boston College (14)
9.	615	Texas (24)
10.	592	Washington (17)

### TOP 10 CONFERENCES BY NUMBER OF PLAYERS

(based on conference alignments from 2015 season)

Rk.	Players	Conference
1.	157	Pacific-12
2.	156	Southeastern
3.	148	Big 12
4.	131	Atlantic Coast
5.	115	Big Ten
6.	81	Mountain West
7.	62	Conference USA
8.	49	Western Athletic
9.	33	Big East
10.	24	Mid-Eastern Athletic (I-AA)*

\* - total includes one player (Billy Thompson) from Maryland Eastern Shore/Maryland State, which competed in the MEAC before the school dropped football after the 1979 season.



# BRONCOS ALL-TIME ROSTER BREAKDOWN

## SERVICE (YEARS PLAYED)

**16 YEARS:** John Elway 1983-98

**15 YEARS:** Jason Elam 1993-2007; Tom Nalen 1994-2008

**14 YEARS:** Tom Jackson 1973-86; Dennis Smith 1981-94

**13 YEARS:** Barney Chavous 1973-85; Paul Howard 1973-75, '77-86; Ken Lanier 1981-92, '94; Rod Smith 1995-2007; Billy Thompson 1969-81

**12 YEARS:** Tyrone Braxton 1987-93, '95-99; Billy Bryan 1977-88; Dwayne Carswell 1994-2005; Rubin Carter 1975-86; Karl Mecklenburg 1983-94; Riley Odoms 1972-83; Shannon Sharpe 1990-99, '02-03; Louis Wright 1975-86

**11 YEARS:** Keith Burns 1994-98, 2000-03, '05-06; Simon Fletcher 1985-95; Steve Foley 1976-86; Matt Lepsis 1997-2007; Paul Smith 1968-78

**10 YEARS:** Steve Atwater 1989-98; Champ Bailey 2004-13; Randy Gradishar 1974-83; Vance Johnson 1985-93, '95; Fran Lynch 1967-76; Haven Moses 1972-81; Tom Rouen 1993-2002; Jim Ryan 1979-88; Dave Studdard 1979-88

**9 YEARS:** Keith Bishop 1980, 1982-89; Mike Current 1967-75; Rick Dennison 1982-90; Ben Hamilton 2001-09; Mike Harden 1980-88; Rulon Jones 1980-88; Clarence Kay 1984-92; Greg Kragen 1985-93; Gary Kubiak 1983-91; Floyd Little 1967-75; Ed McCaffrey 1995-2003; Claudie Minor 1974-82; Trevor Pryce 1997-2005; Jim Turner 1971-79; Rick Upchurch 1975-83; Billy Van Heusen 1968-76; Steve Watson 1979-87; D.J. Williams 2004-12; Sammy Winder 1982-90

**8 YEARS:** Lyle Alzado 1971-78; Otis Armstrong 1973-80; Ryan Clady 2008-15; Terrell Davis 1995-2002 Tom Glassic 1976-83; Glenn Hyde 1976-81, '84-85; Larry Kaminski 1966-73; Keith Kartz 1987-94; Chris Kuper 2006-13; Brison Manor 1977-84; John Mobley 1996-2003; Dan Neil 1997-2004; Randy Robbins 1984-91 Steve Sewell 1985-92; Bob Swenson 1975-79, '81-83; Al Wilson 1999-2006

**7 YEARS:** David Bruton Jr. 2009-15; Cooper Carlisle 2000-06; **Britton Colquitt 2009-15**; Ray Crockett 1994-2000; Al Denson 1964-70; Elvis Dumervil 2006-12; Pete Duranko 1967-70, 72-74; Ron Egloff 1977-83; Larry Evans 1976-82; Ian Gold 2000-03, '05-07; Goose Gosnolin 1960-66; John Grant 1973-79; Charlie Greer 1968-74; Harald Hasselbach 1994-2000; Mike Horan 1986-92; Jerry Inman 1966-71, '73; Mark Jackson 1986-92; Rich Karlis 1982-88; Jon Keyworth 1973-79; Mike Leach 2002-08; Tim Lucas 1987-93; Rob Lytle 1977-83; Bobby Maples 1972-78; Matt Prater 2007-13; Joe Rizzo 1974-80; Lionel Taylor 1960-66; Andre Townsend 1984-90; Gerald Willhite 1982-88; Steve Wilson 1982-88

**6 YEARS:** Mike Anderson 2000-05; Michael Brooks 1987-92; Sam Brunelli 1966-71; Glenn Cadrez 1995-2000; Byron Chamberlain 1995-2000; Ken Criter 1969-74; Eldon Danenhauer 1960-65; George Goeddeke 1967-72; Nate Jackson 2003-08; Richard Jackson 1967-72; Don Latimer 1978-83; Mike Lodish 1995-2000; Tommy Lyons 1971-76; Marv Montgomery 1971-76; Craig Morton 1977-82; Chip Myrtle 1967-72; Dave Preston 1978-83; Steve Ramsey 1971-76; Reggie Rivers 1991-96; Bill Romanowski 1996-2001; Bob Scarpitto 1962-67; Mark Schlereth 1995-2000; Mike Schnitker 1969-74; Detron Smith 1996-2001; Jerry Sturm 1961-66; Maa Tanuvasa 1995-2000; **Demaryius Thomas 2010-15**; Wesley Woodyard 2008-13.

# ALL-TIME ROSTER HEIGHT/WEIGHT BREAKDOWNS

*Note: A total of 1,240 players have appeared on Denver's active roster for a regular-season or postseason game.*

## BY HEIGHT

Height	# of players	Pct.
Players 5'-5" . . . . .	1 . . . . .	(0.0%)
Players 5'-6" . . . . .	0 . . . . .	(0.0%)
Players 5'-7" . . . . .	4 . . . . .	(0.3%)
Players 5'-8" . . . . .	9 . . . . .	(0.7%)
Players 5'-9" . . . . .	31 . . . . .	(2.5%)
Players 5'-10" . . . . .	85 . . . . .	(6.9%)
Players 5'-11" . . . . .	107 . . . . .	(8.6%)
Players 6'-0" . . . . .	128 . . . . .	(10.3%)
Players 6'-1" . . . . .	165 . . . . .	(13.3%)
Players 6'-2" . . . . .	192 . . . . .	(15.5%)
Players 6'-3" . . . . .	226 . . . . .	(18.2%)
Players 6'-4" . . . . .	137 . . . . .	(11.1%)
Players 6'-5" . . . . .	90 . . . . .	(7.3%)
Players 6'-6" . . . . .	45 . . . . .	(3.6%)
Players 6'-7" . . . . .	12 . . . . .	(1.0%)
Players 6'-8" . . . . .	3 . . . . .	(0.2%)
Height unknown . . . . .	2 . . . . .	(0.2%)

## BY WEIGHT

Weight Range	# of players	Pct.
Players 164-174 lbs. . . . .	14 . . . . .	(1.2%)
Players 175-199 lbs. . . . .	309 . . . . .	(24.9%)
Players 200-224 lbs. . . . .	268 . . . . .	(21.6%)
Players 225-249 lbs. . . . .	268 . . . . .	(21.6%)
Players 250-274 lbs. . . . .	189 . . . . .	(15.2%)
Players 275-299 lbs. . . . .	95 . . . . .	(7.7%)
Players 300-324 lbs . . . . .	80 . . . . .	(6.5%)
Players 325-350 lbs . . . . .	15 . . . . .	(1.2%)
Weight unknown . . . . .	2 . . . . .	(0.2%)

## ALL-TIME ROSTER HEIGHT/WEIGHT EXTREMES

*Of the 1,240 players who have appeared on Denver's active roster for a regular-season or postseason game:*

Category	Hgt./Wgt.	No. (Players)
Average height	6'-2"	
Most frequently occurring height	6'-3"	(226 players; 18.2%)
Average weight	230	
Most frequently occurring weight range	175-199	(309 players; 24.9%)
Shortest Player	5'-5"	(Trindon Holliday)
Tallest Player	6'-8"	(3 players) (Jamie Brown, Erik Pears, Tyler Polumbus)
Lightest Player	164	(DB Chris Hale)
Heaviest Player	350	(DT Sam Adams, DT Alphonso Taylor)
Shortest Center/Guard	6'-1"	(7 players) (Chris Banks, Ken Brown, John Hohman, K.C. Jones, Pat Matson, Charlie Parker, Robert Young)
Tallest Center/Guard	6'-7"	(Brian Habib, Jon Melander, Dave Widell)
Lightest Center/Guard	220	(David Strickland)
Heaviest Center/Guard	322	(Montrae Holland)
Shortest Tackle	6'-0"	(Arthur Hauser, David Strickland)
Tallest Tackle	6'-8"	(Jamie Brown, Erik Pears, Tyler Polumbus)
Lightest Tackle	216	(Albert Day)
Heaviest Tackle	338	(George Foster)
Shortest Quarterback	5'-11"	(Marlin Briscoe)
Tallest Quarterback	6'-7"	(Brock Osweiler)
Lightest Quarterback	178	(Marlin Briscoe)
Heaviest Quarterback	248	(Darrell Hackney)
Shortest Running Back/Fullback	5'-7"	(KaRon Coleman, Quentin Griffin)
Tallest Running Back/Fullback	6'-3"	(12 players) (most recent: Rod Bernstine, Anthony Lynn, Steve Sewell)
Lightest Running Back/Fullback	177	(Glyn Milburn)
Heaviest Running Back/Fullback	251	(Cookie Gilchrist)
Shortest Wide Receiver	5'-5"	(Trindon Holliday)
Tallest Wide Receiver	6'-5"	(Don Carothers, Ed McCaffrey)
Lightest Wide Receiver	165	(Sam Graddy)
Heaviest Wide Receiver	235	(Demaryius Thomas)
Shortest Tight End	6'-1"	(Byron Chamberlain, Hewritt Dixon, Russell Payne)
Tallest Tight End	6'-6"	(Pat Kelly, Keli McGregor, Chad Mustard)
Lightest Tight End	210	(Jim Whalen)
Heaviest Tight End	277	(Chad Mustard)
Shortest Defensive Lineman	5'-11"	(Elvis Dumervil)
Tallest Defensive Lineman	6'-7"	(5 players) (Paul Carrington, Stan Fanning, Jumpy Geathers, John Hoffman, Jarvis Moss)
Lightest Defensive Lineman	240	(Leroy Moore)
Heaviest Defensive Lineman	350	(Sam Adams, Alphonso Taylor)
Shortest Linebacker	5'-11"	(Elvis Dumervil, Tom Jackson, Joe Mays, Jamie Winbom)
Tallest Linebacker	6'-7"	(Jarvis Moss)
Lightest Linebacker	190	(Tommy Luke)
Heaviest Linebacker	274	(Robert Ayers)
Shortest Defensive Back	5'-7"	(Chris Hale, Calvin Jones)
Tallest Defensive Back	6'-4"	(John Pitts, Lenny Walls)
Lightest Defensive Back	164	(Chris Hale)
Heaviest Defensive Back	220	(John Lynch)
Shortest Kicker/Punter	5'-9"	(P Bucky Dilts, K Bobby Howfield)
Tallest Kicker/Punter	6'-4"	(4 players) (P Mitch Berger, K Steven Hauschka, K Joe Nedney, P Luke Prestridge)
Lightest Kicker/Punter	175	(P Jack Weil)
Heaviest Kicker/Punter	240	(K Bob Humphreys)

# BRONCOS ALL-TIME NUMERICAL ROSTER

## All-Time Numerical Roster Notes

- Every jersey number has been worn at least once in franchise history.

### Retired Jersey Numbers:

#7 John Elway	QB	1983-98
#18 Frank Tripucka	QB	1960-63
#44 Floyd Little	RB	1967-75

### Jersey Numbers Worn By Only One Player:

#0 John Olszewski	FB	1962
-------------------	----	------

### Players Who Have Worn Three Jersey Numbers:

Sam Brunelli	G	64, 68, 72
Keith Burns	LB	51, 55, 56
Ryan Harris	T	74, 72, 68
Nate Jackson	TE	14, 81, 89

### Players For Whom Jersey Numbers Are Not Available:

Hugh Smith	E	1962
Harold Williams	HB	1961

John Olszewski	FB	1962
----------------	----	------

Connor Barth	K	2014
Brett Kern	P	2008-09
Jason Elam	K	1993-2007
Daren Parker	P	1992
Chris Norman	P	1984-85

Christian Ponder	QB	2015
Zac Dysert	QB	2013
Chris Simms	QB	2009
Sam Paulescu	P	2007
Steve Lindsey	QB	2000
Will Furrer	K	1994
Mike Horan	QB	1986-92
Joe DiVito	QB	1968
Bob Humphreys	K	1967-68
Cookie Gilchrist	FB	1965

Steven Hauschka	K	2010
Tom Brandstater	QB	2009
Paul Erster	P/K	2005-07
Scott Bentley	K	1997, 2000
Rich Karlis	K	1982-88
Bobby Howfield	K	1968-70
Billy Joe	FB	1963-64

Britton Colquitt	P	2009-15
Darrell Hackney	QB	2007-08
Micah Knorr	P/K	2002-04
Ruben Rodriguez	P	1992
Chris Norman	P	1986
Robert Thompson	WR	1987
Rick Duncan	K	1967

Matt Prater	K	2007-13
Brad Daluiso	K	1992

Brock Osweiler	QB	2012
Jay Cutler	QB	2006-08
Jason Baker	P/K	2004
Joe Nedney	K	2000
Bubby Brister	QB	1997-99
Ralph Giacommato	P	1987

### 7 (RETIRED)

John Elway	QB	1983-98
Craig Morton	QB	1977-82
Mickey Slaughter	QB	1963-66

Brandon McManus	K	2014-15
Kyle Orton	QB	2009-11
Matt Mauck	QB	2004
Todd Husak	QB	2001
Jeff Lewis	QB	1996-97
Tommy Maddox	QB	1992-93
Gary Kubiak	QB	1983-91

Brady Quinn	QB	2010-11
David Treadwell	K	1989-92

Emmanuel Sanders	WR	2014-15
Jabar Gaffney	WR	2009-10
Clifford Russell	WR	2008
Todd Sauerbrun	P	2005-07
Triandos Luke	WR	2004
Bucky Dilts	P	1977-78
Mark Herrmann	QB	1981-82
Steve Ramsey	QB	1971-76
Jim Leclair	QB	1967-68
John McCormick	QB	1963, '65-66

Jordan Norwood	WR	2015
Trindon Holliday	WR	2012-13
Kenny McKinley	WR	2009-10
Patrick Ramsey	QB	2007-08
Quincy Morgan	WR	2006
Bradlee Van Pelt	QB	2005
Steve Beuerlein	QB	2001-03
Jeff Brohm	QB	1999
T.J. Rubley	QB	1996
Luke Prestridge	P	1979-83
Bobby Anderson	HB	1970-73
Tobin Rote	QB	1966
John McCormick	QB	1968

Andre Caldwell	WR	2013-15
Matthew Willis	WR	2009-12
Domenik Hixon	WR	2006-07
Charlie Adams	WR	2003
Gus Frerotte	QB	2000-01
Chris Miller	QB	1999
Shawn Moore	QB	1992-93
Ken Karcher	QB	1987-88
Craig Penrose	QB	1976-79
Charley Johnson	QB	1972-75
Al Pastrana	QB	1969-70
Gary Kroner	K	1965-67

Trevor Siemian	QB	2015
Nathan Palmer	WR	2014
Keary Colbert	WR	2008
David Terrell	WR	2005
Danny Kanell	QB	2003-04
Jack Weil	P	1986
Don Horn	QB	1971-72
Steve Tensi	QB	1967-70

Cody Latimer	WR	2014-15
Brandon Stokley	WR	2007-09, 12
Todd Devoe	WR	2005-06
Nate Jackson	WR	2003-04
Brian Griese	QB	1998-2002
Bill Musgrave	QB	1995-96
Dean May	QB	1987
Scott Stankavage	QB	1984, '86
Norris Weese	QB	1976-79
John Hufnagel	QB	1974
Pete Liske	QB	1969-70
Mickey Slaughter	QB	1963-66
Don Smith	G	1967
George Hunter Enis	QB	1962
Skip Doyle	HB	1960

Tim Tebow	QB	2010-11
Brandon Marshall	WR	2006-09
Mike Clendenen	K	1987
Jim Turner	K	1971-79
Marlin Briscoe	QB	1968
Max Choboian	QB	1966
Jacky Lee	QB	1964-65
Philip Nugent	HB	1961

Bennie Fowler	WR	2015
Caleb Hanie	QB	2012
D'Andre Goodwin	WR	2011
Chad Jackson	WR	2008
Jake Plummer	QB	2003-06
Tom Rouen	P	1993-2002

Monte McGuire	QB	1987	Glyn Milburn	RB	1993-95
Jeff Knapple	QB	1980	Alton Montgomery	S	1990-93
John Hufnagel	QB	1975	Tony Lilly	S	1984-87
Mike Ernst	QB	1972	Aaron Kyle	DB	1980-82
Dick Wood	QB	1962	Steve Haggerty	DB	1975
George Herring	QB	1960-61	Fran Lynch	HB	1967-76
<b>17</b>			Bobby Ply	DB	1967
Brock Osweiler	QB	2013-15	Gerry Bussell	DB	1965
Andre Caldwell	WR	2012	Elihu (Buddy) Allen	HB	1961
Quan Cosby	WR	2011	David Ames	HB	1961
Britt Davis	WR	2010	Bob Stransky	HB	1960
Mitch Berger	P	2009	<b>23</b>		
Glenn Martinez	WR	2007-08	Ronnie Hillman	RB	2014-15
Darius Watts	WR	2004-05	Quentin Jammer	CB	2013
Jarius Jackson	QB	2000-03	Willis McGahee	RB	2011-12
Hugh Millen	QB	1994-95	Renaldo Hill	S	2009-10
Steve DeBerg	QB	1981-83	Andre Hall	RB	2007-08
Matt Robinson	QB	1980	Marques Anderson	S	2005
Larry Steele	P	1974	Willie Middlebrooks	CB	2001-04
Scotty Glacken	QB	1966-67	Jason Moore	S	1999
George Shaw	QB	1962	Darrien Gordon	CB	1997
<b>18 (RETIRED)</b>			Ronnie Bradford	RB	1993-95
Peyton Manning	QB	2012-15	Sammy Winder	RB	1982-90
Frank Tripucka	QB	1960-63	Chris Pane	DB	1976-79
<b>19</b>			Billy Hardee	CB	1976
Isaiah Burse	WR	2014	Alfred Haywood	RB	1975
Eddie Royal	WR	2008-11	George Hoey	DB	1975
Taylor Jacobs	WR	2007	Maurice Tyler	S	1973-74
Brian Clark	WR	2006	Steve Preece	S	1972
Fred Steinfert	K	1979-81	Dickie Post	RB	1971
Don Breaux	QB	1963	Drake Garrett	DB	1968-70
<b>20</b>			Gene Sykes	DB	1967
Josh Bush	S	2014-15	Goose Gonsoulin	DB	1960-66
Mike Adams	S	2012-13	<b>24</b>		
Brian Dawkins	S	2009-11	Champ Bailey	CB	2004-13
Marlon McCree	S	2008	Deltha O'Neal	CB	2000-03
Travis Henry	RB	2007	Randy Fuller	CB	1994
Mike Bell	RB	2006	Wymon Henderson	CB	1989-91
Garrison Hearst	RB	2004	Tony Boddie	RB	1986-87
Roosevelt Williams	CB	2003	Rick Parros	RB	1981-84
Delvin Hughley	CB	2001	Otis Armstrong	RB	1973-80
Tory James	CB	1996, '98-99	Butch Byrd	DB	1971
Greg Lewis	RB	1992	Booker Edgerson	CB	1970
Daryll Jones	DB	1987	Phil Brady	S	1969
Kevin Clark	DB	1990-91	Hal Lewis	DB	1968
Louis Wright	CB	1975-86	Willie Brown	DB	1963-66
Charles Greer	DB	1968-74	Donald Allen	FB	1960
Billy Ray Fletcher	E	1966	<b>25</b>		
Willie West	DB	1964	Chris Harris Jr.	CB	2011-15
Tommy Minter	HB	1962	Tony Carter	CB	2009
Daniel E. Smith	HB	1961	Anthony Alridge	RB	2008
Jerry Traynham	HB	1961	Nick Ferguson	S	2003-07
Henry Bell	HB	1960	Denard Walker	CB	2002
<b>21</b>			Eric Davis	CB	2001
Aqib Talib	CB	2014-15	Darrius Johnson	CB	1996-99
Ronnie Hillman	RB	2012-13	Charles Swann	DB	1994
Andre Goodman	CB	2009-11	Kip Corrington	S	1989-90
Tatum Bell	RB	2008	Roger Jackson	DB	1987
Hamza Abdullah	S	2005-08	Daniel Hunter	CB	1985-86
Quentin Griffin	RB	2005	Haven Moses	WR	1972-81
Scott Turner	CB	2003	Ted Alflen	RB	1969
KaRon Coleman	RB	2001-02	Errol Prisby	DB	1967
Chris Watson	CB	1999	<b>26</b>		
Darrien Gordon	CB	1998	Darian Stewart	S	2015
Randy Hilliard	CB	1994-97	Rahim Moore	S	2011-14
Le-Lo Lang	CB	1990-93	Laurence Maroney	RB	2010
Earl Johnson	DB	1987	Ty Law	CB	2009
Myron Dupree	CB	1983	Jack Williams	CB	2008-09
Randy Polt	DB	1975-77	Paul Smith	RB	2007
Randy Montgomery	CB	1971-73	Tatum Bell	RB	2004-06
Bobby Burnett	RB	1969	Clinton Portis	RB	2002-03
Tommy Luke	LB	1968	Eric Brown	S	1998-2001
Jesse Stokes	DB	1968	Tim McKyer	CB	1997
Goldie Sellers	DB	1966-67	Eric Thomas	CB	1995
Gerry Bussell	DB	1965	Ben Smith	CB	1994
Eugene Mingo	HB	1960-64	Chris Hale	DB	1993
<b>22</b>			Bobby Humphrey	RB	1989-91
C.J. Anderson	RB	2013-15	Lyle Pickens	DB	1987
Tracy Porter	CB	2012	Chris Brewer	RB	1984
Syd'Quan Thompson	CB	2010-11	J.T. Thomas	DB	1982
Peyton Hillis	FB	2008-09	Larry Riley	DB	1977
Dominique Foxworth	CB	2005-07	Calvin Jones	S	1973-76
Quentin Griffin	RB	2003-04	George Saines	CB	1970-72
Olandis Gary	RB	1999-2002	Darrell Lester	FB	1965-66
Vaughn Hebron	RB	1996-98	Tommy Janik	DB	1963-64
			Frank Quayle	RB	1969
			Don Coffey	E	1963

# BRONCOS ALL-TIME NUMERICAL ROSTER, CONT.

<b>27</b>	Shaun Prater	CB	2015	Melvin Bratton	RB	1989-90
	Jeremy Stewart	RB	2014	Calvin Thomas	RB	1988
	Knowshon Moreno	RB	2009-13	Joe Dudek	RB	1987
	Darrent Williams	CB	2005-06	Leonard Jones	DB	1987
	Denard Walker	CB	2001	Tony Reed	RB	1981
	Terrell Buckley	CB	2000	Jon Keyworth	RB	1974-80
	Steve Atwater	S	1989-98	Dick Davis	RB	1970
	Kevin Clark	DB	1987-88	Garrett Ford	FB	1968
	Maurice Harvey	DB	1978, '80	Mike Kellogg	FB	1966-67
	Tom Oberg	S	1968-69			
	Charlie Mitchell	HB	1963-67			
<b>28</b>	Montee Ball	RB	2013-14	Shiloh Keo	S	2015
	Quinton Carter	S	2011-12	Duke Ihenacho	S	2012-13
	Correll Buckhalter	RB	2009-10	Nate Jones	CB	2010
	Michael Pittman	RB	2008	Alphonso Smith	CB	2009
	Jeff Shoaete	CB	2007	Marquand Manuel	S	2008
	Kenoy Kennedy	S	2000-04	Ron Dayne	RB	2005
	Tito Paul	CB	1998	Jimmy Spencer	CB	2000-03
	Clifford Hicks	CB	1995	John Avery	RB	1999
	Butler By'not'e	RB	1994	Dedrick Dodge	S	1997
	Gaston Green	RB	1991-92	Rod Bernstine	RB	1993-95
	Elliot Smith	CB	1990	Robert Perryman	FB	1991-92
	Jeremiah Castille	CB	1987-88	Tony Dorsett	RB	1988-89
	Scott Caldwell	RB	1987	Gene Lang	RB	1984-87
	Roger Jackson	DB	1982-85	Lawrence McCutcheon	RB	1980
	Cornell Gordon	CB	1970-72	Lonnie Perrin	RB	1976
	Jack Lentz	S	1967-68	Joe Klicik	RB	1976-77
	Abner Haynes	HB	1965-66	Willis Dawkins	RB	1971-73
	Billy Atkins	DB	1964	Hub Lindsey	QB	1970
	Bobby Gaiters	HB	1963	Wendell Hayes	HB	1968
				Justin Rowland	HB	1966-67
				Fred Bukaty	FB	1962
				Pete Mangum	LB	1961
						1960
<b>29</b>	Bradley Roby	CB	2014-15			
	Michael Huff	S	2013			
	Jonathan Wilhite	CB	2011	Marquice Cole	CB	2013
	Chevis Jackson	CB	2010	Kyle McCarthy	S	2010-11
	Andre Brown	RB	2010	Joshua Bell	CB	2008
	Damien Nash	RB	2006	Cedric Cobbs	RB	2006
	Howard Griffith	FB	1997-2001	Reuben Droughns	RB	2002-04
	Aaron Craver	RB	1995-96	Raymond Harris	RB	2000
	Charles Dimry	CB	1991-93	Tyrone Braxton	DB	1987-93, '95-99
	Darren Carrington	DB	1989	Nathan Poole	RB	1982-83, '85, '87
	Warren Marshall	RB	1987	Gus Hollomon	DB	1968-69
	Wilbur Myers	S	1983	Don Stone	FB	1961-64
	Bernard Jackson	DB	1977-80	Hardy Brown	LB	1960
	Bill West	CB	1972			
	Wandy Williams	RB	1969-70			
	Wendell Hayes	HB	1965			
<b>30</b>	David Bruton Jr.	S	2009-15			
	Cory Boyd	RB	2008	Kapri Bibbs	RB	2014-15
	Mike Bell	RB	2007	Lance Ball	RB	2010-12
	Terrell Davis	RB	1995-2002	Selvin Young	CB	2007-08
	Steve Sewell	RB	1985-92	Lenny Walls	RB	2002-05
	Jim Jensen	RB	1977, '79-80	Jason Suttle	CB	1999-2000
	Oliver Ross	RB	1973-75	John Granby	DB	1992
	Cookie Gilchrist	RB	1967	Blake Ezor	RB	1990
	Hewritt Dixon	FB	1963-65	Ken Bell	RB	1986-89
	Clarence Walker	HB	1963	Larry Canada	FB	1978-79, '81
				Lonnie Perrin	RB	1977-78
				Clem Turner	RB	1970-72
				Henry Jones	RB	1969
				Jim Wright	HB	1964
				Richard Dickinson	FB	1962-63
				Jim Sears	HB	1961
				Dave Rolle	FB	1960
<b>31</b>	Omar Bolden	CB/S	2012-15			
	Darcel McBath	S	2009-10	Kayvon Webster	CB	2013-15
	P.J. Pope	RB	2008	Jim Leonhard	S	2012
	Marviel Underwood	S	2007	Rafael Bush	S	2011
	Quentin Harris	S	2006	Josh Barrett	S	2008-09
	Kelly Herndon	CB	2002-04	Frank Robinson	CB	1992-93
	Darryl Pounds	CB	2000	Mark Haynes	CB	1986-89
	Derek Loville	RB	1997-99	Billy Thompson	DB	1969-81
	Rondell Jones	S	1993-96	Jim Stinnette	FB	1961-62
	Victor Jones	RB	1992	Red Brodnax	FB	1960
	Kerry Porter	RB	1990			
	Mike Harden	CB	1980-88			
	Zachary Dixon	RB	1979			
	Mike Franckowiak	RB	1975-76			
	Bo Hickey	FB	1967			
<b>32</b>	Curtis Marsh	CB	2015			
	Tony Carter	CB	2011-14	Lorenzo Doss	CB	2015
	Perrish Cox	CB	2010	Jeremiah Johnson	RB	2011
	LaMont Jordan	RB	2009	Alex Haynes	RB	2008
	Dré Bly	CB	2007-08	Calvin Lowry	S	2008
	Chris Young	S	2003-05	Cecil Sapp	RB	2003-07
	Billy Jenkins	S	2000-01	Tyrone Poole	CB	2002
	Tony Veland	S	1997	Tony Carter	FB	2001
	Sammie Smith	RB	1992	Anthony Lynn	RB	1993, '97-99
				Tim Hauck	S	1995-96
				Kevin Guidry	CB	1988
				Steve Fitzhugh	DB	1987
				Steve Trimble	DB	1981-83
				Bob Wade	CB	1970

<b>38</b>				Perry Smith	DB	1980-81
Quinton Carter	S	2013-14	Jeff Severson	DB	1975	
Andrew Pinnock	FB	2008	Bill Laskey	LB	1973-75	
Steve Gargile	S	2006-07	Tom Cassese	DB	1967	
Mike Anderson	RB	2000-05	Lew Scott	DB	1966	
Reggie Rivers	RB	1991-96	Jim McMillin	DB	1964-65	
Bruce Plummer	DB	1987-88, '90	John Sklopan	HB	1963	
Ben Norman	RB	1980	Goose Gonsoulin	DB	1960	
<b>39</b>			<b>46</b>			
Taurean Nixon	CB	2015	Aaron Brewer	LS	2012-15	
Vernon Fox	S	2008-09	Spencer Larsen	FB/LB	2008-11	
Kyle Johnson	FB	2002-07	KaRon Coleman	RB	2000	
Ray Crockett	CB	1994-2000	Bobby Micho	RB	1986	
Robert Delpino	RB	1993	Dave Preston	HB	1978-83	
Darryl Russell	DB	1987	John Rowser	DB	1974-76	
Tom Smiley	RB	1969	Terry Erwin	HB	1968	
Jesse Myles	RB	1983-84	Jim Summers	DB	1967	
Roland Solomon	CB	1981	John Griffin	HB	1964-66	
			Norman Bass	DB	1964	
			Bob Zeman	DB	1962-63	
			Hardy Brown	LB	1960	
<b>40</b>			<b>47</b>			
Juwan Thompson	RB	2014-15	Mike Mohamed	LB	2012	
Jacob Hester	FB	2012	John Lynch	S	2004-07	
Austin Sylvester	S	2011	Ryan McNeil	CB	2003	
Cumore Cox	S	2005-07	Darius Clark	S	2000-01	
Jeff Shoate	CB	2004	David Poole	DB	1993	
Dale Carter	CB	1999	Gerald Willhite	RB	1982-88	
Darryl Hall	S	1993-94	George Atkinson	DB	1979	
Jeff Alexander	RB	1989, '92	Tony Harris	WR	1972	
Martin Rudolph	DB	1987	Paul Martha	S	1970	
Charlie West	DB	1978-79	James Smith	S	1969	
Randy Rich	DB	1977	John McGeever	DB	1962-65	
Jack Gehrke	WR	1971				
Grady Cavness	CB	1969	<b>48</b>			
Ron Lamb	FB	1968	Shaquil Barrett	OLB	2015	
Brendan McCarthy	FB	1968-69	Mike Leach	TE/LS	2002	
Paul Carmichael	HB	1965	George Coghill	S	1998-2001	
Jay Dale Evans	HB	1961	Lionel Washington	CB	1995-96	
Albert Carmichael	HB	1960-61	Randy Robbins	DB	1984-91	
Ted Wegert	FB	1960	Earlie Thomas	DB	1975	
<b>41</b>			John Pitts	S	1973-75	
Cassius Vaughn	CB	2010-11	Dale Hackbart	S	1973	
Karl Paymah	CB	2005-08	Herman Lewis	DE	1968	
Johnathan Reese	RB	2004	Alex Moore	RB	1968	
Deon Strother	RB	1994	Nemiah Wilson	DB	1965-67	
Greg Lewis	RB	1991				
Rob Lytle	RB	1977-83	<b>49</b>			
Leroy Mitchell	CB	1971-73	Chris Gronkowski	FB	2012	
Eric Crabtree	FL	1966-68	Matt Dominguez	TE	2001	
George Burrell	S	1969	Dennis Smith	S	1981-94	
Jerry Tarr	S	1962	Alvin Mitchell	S/WR	1970	
Bob McNamara	HB	1960-61	Neal Sweeney	FL	1967	
			Glenn Glass	DB	1966	
<b>42</b>			<b>50</b>			
Mario Fannin	RB	2011-12	Shaquil Barrett	LB	2014	
Ryan Torain	RB	2008	J.D. Walton	C	2010-12	
Sam Brandon	S	2002-06	Ben Hamilton	G/C	2001-09	
Detron Smith	FB	1996-2001	Artie Ulmer	LB	1999	
Leonard Russell	RB	1994	Jon Hesse	LB	1997	
Muhammad Oliver	CB	1992	Ray Jacobs	LB	1994-95	
Charlie West	DB	1978	John Sullins	LB	1992	
Billy Van Heusen	WR	1968-76	Jim Ryan	LB	1979-88	
Lonnie Wright	DB	1966-67	Bobby Maples	C	1972-78	
Odell Barry	HB	1964-65	Olen Underwood	LB	1971	
Al Frazier	HB	1961	Carl Cunningham	LB	1967-70	
Albert Romine	HB	1960	Jerry Hopkins	LB	1963-66	
<b>43</b>			Pat Lamberti Jr.	E	1961	
T.J. Ward	S	2014-15	Fred Broussard	C	1960	
Herana-Daze Jones	S	2008				
Roderick Rogers	S	2007-08	<b>51</b>			
Izell Reese	RB	2002	Todd Davis	LB	2015	
Derrick Clark	RB	1994	Paris Lenon	LB	2013	
Steve Foley	DB	1976-86	Joe Mays	LB	2010-12	
Lonnie Hepburn	CB	1974	Jamie Winborn	LB	2007-08	
Pete Jaquess	DB	1967-70	Keith Burns	LB	2005-06	
Bob Richardson	DB	1966	John Mobley	LB	1996-2003	
Charles Marshall	HB	1962	Mike Croel	LB	1991-94	
John Nocera	CB	1963	Marc Munford	LB	1987-90	
Frank Bernardi	DB	1960	Bob Swenson	LB	1975-79, '81-83	
<b>44 (RETIRED)</b>			Mike Simone	LB	1972-74	
Floyd Little	HB	1967-75	Bill Butler	LB	1970	
Miller Farr	DB	1965	Tim Casey	LB	1969	
Bruce Starling	HB	1963	Gordon Lambert	LB	1969	
			Dave Tobey	LB	1968	
<b>45</b>			Henry Sorrell	LB	1967	
Dominique Rodgers-Cromartie	CB	2013	Eugene Jeter	LB	1965-67	
Quinn Johnson	FB	2011	Jim Fraser	LB	1964	
Roc Alexander	CB	2004-05	Leon Simmons	LB	1963	
Gary Downs	RB	1995	Lee (Mike) Nichols	C	1960-61	
Richard Shelton	CB	1989				
Steve Wilson	CB	1982-88				



# BRONCOS ALL-TIME NUMERICAL ROSTER, CONT.

<b>52</b>	Corey Nelson	LB	2014-15	Ray May	LB	1973-75
	Wesley Woodyard	LB	2011-13	Don Parish	LB	1972
	Jason Hunter	LB/DE	2010	Dave Washington	LB	1971
	Louis Green	LB	2008	Jay Bachman	C	1969-70
	Ian Gold	LB	2000-03, '05-07	Walter Highsmith	C	1968
	D.J. Williams	LB	2004	Dave Behrman	C	1967
	David Bowens	LB	1999	John Bramlett	LB	1965-66
	Dave Garnett	LB	1995	Jim Price	LB	1964
	Richard Harvey	LB	1994	<b>57</b>		
	Jeff Mills	LB	1990-93	Lamin Barrow	LB	2014
	Ken Woodard	LB	1982-86	Jeremy Mincey	DE	2013
	Dan MacDonald	LB	1987	Adrian Robinson	LB	2013
	Greg Bracelin	LB	1980	Keith Brookings	LB	2012
	Mike Montler	C	1977	Mario Haggan	LB	2008-11
	Randy Gradishar	LB	1974-75	Jordan Beck	LB	2007
	Ray Kubala	C	1964-67	Jashon Sykes	LB	2003-04
	Frank Jackunas	C	1963	Allen Aldridge	LB	1994-97
	James Barton	C	1961-62	Dave Wyman	LB	1993
	Frank Kuchta	C	1960	Mark Murray	LB	1991
<b>53</b>	James Ferentz	C	2015	Ty Allert	LB	1990
	Steven Johnson	LB	2012-14	Mike Ruether	C	1988-89
	Mike Mohamed	LB	2011	Matt Smith	LB	1987
	Diyrat Briggs	LB	2010	Tom Jackson	LB	1973-86
	Niko Koutouvides	LB	2008	Bob Geddes	LB	1972
	Louis Green	LB	2004-07	Fred Forsberg	LB	1968, '70-73
	Johnny Rutledge	LB	2003	John Huard	LB	1967-69
	Bill Romanowski	LB	1996-2001	<b>58</b>		
	Danté Jones	LB	1995	Von Miller	LB	2011-15
	Anthony Thompson	LB	1990	Kevin Alexander	LB	2010
	Randy Gradishar	LB	1976-83	Nate Webster	LB	2006-08
	Ken Criter	LB	1971-74	Terry Pierce	LB	2005-04
	Roger LeClerc	C	1967	Steve Russ	LB	1997, '99-2000
	Don Gulseth	LB	1966	Elijah Alexander	LB	1992-95
	Tom Erlandson	LB	1962-65	Scott Curtis	LB	1989-90
	Bob Hudson	LB	1960-61	Tim Lucas	LB	1987
<b>54</b>	Brandon Marshall	LB	2013-15	Steve Busick	LB	1981-85
	C.J. Davis	C/G	2012	Rob Nairne	LB	1977-80
	David Binn	LS	2011	Phil Olsen	C	1975-76
	Lee Robinson	LB	2010	Tom Graham	LB	1973-74
	Andra Davis	ILB	2009	Bill McKoy	LB	1970-72
	D.D. Lewis	LB	2007	Frank Richter	LB	1967-69
	Patrick Chukwurah	LB	2003, '05-06	Jack Work	LB	1960
	Lee Woodall	LB	2001	<b>59</b>		
	Nate Wayne	LB	1998-99	Danny Trevathan	LB	2012-15
	Britt Hager	LB	1995-96	Brian Iwu	LB	2011
	Mitch Donahue	LB	1993-94	Wesley Woodyard	ILB	2008-10
	Keith Taylor	LB	1991-92	Taylor Whitley	G	2005
	Richard Bishop	C	1980, '82-89	Donnie Spragan	LB	2002-04
	Richard Baska	LB	1976-77	Glenn Cadrez	LB	1995-2000
	Mike Lemon	LB	1975	Brett Wallerstedt	LB	1994
	Ralph Cindrich	LB	1974	Tim Lucas	LB	1987-93
	Chip Myrtle	LB	1967-72	Kirk Dodge	LB	1987
	Ron Sbranti	LB	1966	Darren Comeaux	LB	1982-86
	Ed Cummings	LB	1965	Mark Merrill	LB	1981-82
	Larry Jordan	LB	1964	Joe Rizzo	LB	1974-80
	Ed (Wahoo) McDaniel	LB	1961-63	Larry Kaminski	C	1966-73
<b>55</b>	Lerentee McCray	LB	2014-15	<b>60</b>		
	D.J. Williams	LB	2005-12	Steve Vallos	C	2013
	Patrick Chukwurah	LB	2004	John Engelberger	DE	2005-08
	Keith Burns	LB	2000-03	K.C. Jones	C	1998-2000
	Ken Brown	LB	1995	Joe Burch	C	1994
	Glenell Sanders	LB	1994	Nick Subis	G	1991
	John Kacherski	LB	1992	Gerald Perry	G	1988-90
	Rick Dennison	LB	1982-90	Paul Howard	G	1973-75, '77-86
	Bryant Winn	LB	1987	Bob Young	G	1966-70
	Art Smith	LB	1980	Ernie Park	G	1966
	Ken Brown	C	1979	Charlie Parker	G	1965
	Godwin Turk	DE	1976-78	Ken Adamson	G	1960-62
	Pete Duranko	DE	1967-70, '72-74	<b>61</b>		
	Archie Matsos	LB	1966	Matt Paradis	C	2015
	Marv Matuszak	LB	1964	Gerard Warren	DT	2005-06
	Jim Fraser	LB	1962-63	Ellis Johnson	DT	2004
<b>56</b>	Shane Ray	OLB	2015	Eric Floyd	G	1995
	Nate Irving	LB	2011-14	Bob Meeks	G	1992-94
	Robert Ayers	LB/DE	2009-10	Andre Townsend	DE	1984-90
	Al Wilson	LB	1999-2006	Arland Thompson	G	1980
	Keith Burns	LB	1994-98	Tom Lyons	G	1971-76
	Michael Brooks	LB	1987-92	Bob Vaughan	G	1968
	Mike Knox	LB	1987	Bill Keating	DT	1966-67
	Aaron Smith	LB	1984	Charles Gavin	DE	1960-63
	Larry Evans	LB	1976-82	<b>62</b>		
				Casey Wiegmann	C	2008-09
				Chris Myers	C/G	2005-07
				Dan Neil	C/G	1997-2004
				Jeff Davidson	G	1990-92

Mike Freeman	G	1984, '86-87	68	Ryan Harris	T	2015
Tom Glassic	G	1976-83		Zane Beadles	OL	2010-13
Brian Goodman	G	1975		Steven Harris	DT	2007
Jerry Inman	DT	1966-71		Mario Fatafeh	DT	2003-04
Ernie Barnes	LB	1963-64		Reggie McElroy	T	1995-96
Jerry Stalcup	LB	1961-62		Russell Freeman	G	1992-94
Jim Efrid	LB	1961		Crawford Ker	T	1991
Vaughn (Buddy) Alliston	LB	1960		Brad Henke	DE	1989
Jack Davis	T	1960		Larry Lee	C	1987
63				Rubin Carter	DT	1975-86
Ben Garland	G	2014		Larron Jackson	G	1971-74
Jeff Byers	OL	2010		Steve Alexakos	G	1970
Dewayne Robertson	DT	2008		Sam Brunelli	G	1966
Amon Gordon	DT	2007		Tom Nomina	T	1963-65
Tim Stuber	G	2004		Bill Roehnehl	LB	1961-62
David Diaz-Infante	G/C	1996-98, 2001		Gary Crane	LB	1969
Richard Mercier	G	2000		Ron McLean	DL	1967
Sean Farrell	G	1990-91		69		
Mark Cooper	G	1983-87		Evan Mathis	G	2015
Laval Short	DT	1980		Eric Olsen	OL	2010
John Grant	DE	1973-79		P.J. Alexander	G	2003-05, '07
Dave Costa	DT	1967-71		Michael Moore	G	2001-02
Melwood Guy	G	1961-62		Mark Schlereth	G	1995-2000
Dave Strickland	G	1960		Darrell Hamilton	T	1989-91
64				David Jones	OL	1987
Shelley Smith	G	2015		Tony Colorito	NT	1986
Will Montgomery	C	2014		Brisen Manor	DE	1984
Philip Blake	C/G	2012		70		
Stanley Daniels	T	2010		Robert Myers Jr.	G	2015
Erik Pears	T	2006-08		Vinston Painter	DE	2013
Lennie Friedman	G	2000-02		Malik Jackson	G	2012
Ralph Tamm	G/C	1995-96		Seth Olsen	G	2009
Jon Melander	G/T	1993-94		Montrae Holland	G	2007
Scott Beavers	G	1990		Tyson Clabo	G	2004
Billy Bryan	C	1977-88		Trey Teague	T	1998-2001
Harvey Goodman	G	1976		Jamie Brown	T	1995-97
Mike Schnitzer	G	1969-74		Brian Sochia	NT/DE	1991-92
George Gaiser	T	1968		Dave Studdard	T	1979-88
Sam Brunelli	G	1967		Paul Smith	DT	1968-78
John Hohman	G	1965-66		Charlie Janerette	DT	1964-65
Bud McFadin	DT	1960-63		Donald King	E	1960
65				71		
Louis Vasquez	G	2013-15		Paul Cornick	T	2014
Manny Ramirez	C/G	2011-12		Russ Hochstein	OL	2009-11
Cooper Carlisle	T	2000-06		Chad Mustard	TE/T	2007
George Zimmerman	T	1993-97		Blake Brockmeyer	T	2002-03
Monte Smith	G	1989		Melvin Tuten	T	1999-2000
Walt Bowyer	DE	1983-84, '87-88		Greg Kragen	OL	1985-93
Glenn Hyde	G	1976-81		Jack Peavey	NT	1987
LeFrancis Arnold	G/C	1974		Claudia Minor	T	1974-82
Lloyd Voss	T	1972		Wallace Dickey	T	1968-69
Jay Bachman	C	1968, '70-71		Jim Perkins	T	1962-64
Walter Highsmith	C	1969		Art Hauser	T	1961
George Tarasovic	DE	1967		Willie Smith	G	1960
Don Shackelford	G	1964		72		
John Denvir	G	1962		John Moffitt	G	2013
Joe Young	E	1960-61		Ryan Harris	T	2011
66				Herb Taylor	T	2009
Manny Ramirez	C/G	2013-14		Pat Murray	G	2008
Lonie Paxton	LS	2009-11		Isaac Snel	G	2007
Tom Nalen	C	1994-2008		George Foster	T	2003-06
Chuck Johnson	T	1992-93		Brandon Winey	T	2001
Jim Juriga	T	1988-90		Ernest Jones	DE	1996-97
Carlos Scott	C	1987		Keith Kartz	C	1987-94
Scott Garnett	NT	1984		Marsharne Graves	T	1984
Brisen Manor	DE	1977-83		Don Latimer	DT	1978-83
Jim O'Malley	LB	1973-75		Wayne Hammond	DT	1976
Bill Cottrell	G	1972		Bob Kampa	DT	1974
Larry Cox	DT	1966-67		Sam Brunelli	G	1968-71
John Cash	E	1961-62		Richard Tyson	G	1967
67				Jerry Sturm	C	1961-66
Sam Brenner	C	2015		Harold Smith	T	1960
Dan Koppen	C	2012		73		
D'Anthony Batiste	T	2010		Max Garcia	C/G	2015
Kory Lichtensteiger	C	2008		Chris Kuper	G	2006-13
Mark Campbell	DT	1996		Cyron Brown	DE	1998-99
Ken Lanier	G	1994		Scott Adams	T	1987
Doug Widell	G	1989-92		Simon Fletcher	LB	1985-95
John Ayers	G	1987		Kevin Belcher	T	1987
Dean Miraldi	T	1985		Shawn Hollingsworth	T	1983
Glenn Hyde	G	1984-85		Kelvin Clark	T	1979-81
Keith Uecker	T	1982-83		Henry Allison	T	1977
Steve Schindler	T	1977-78		Martin Imhof	DE	1976
Carl Schaukowitch	G	1975		Stan Rogers	T	1975
George Goeddeke	G	1967-72		Mike Askea	T	1973
Robert McCullough	G	1962-65		Walter Barnes	DE	1969-71
Jack Simpson	LB	1961		Pat Matson	G	1966-67
John Hatley	T	1960		Isaac Lassiter	E	1962-64
				Robert Konovsky	E	1961
				Gordon Holz	DT	1960

# BRONCOS ALL-TIME NUMERICAL ROSTER, CONT.

<b>74</b>	Ty Sambrailo	T	2015	Jim White	DE	1976
	Orlando Franklin	T/G	2011-14	Tom Cichowski	T	1968-69
	Ryan Harris	T	2007-10	Marvin Davis	DT	1966
	Cornell Green	T	2004-05	Leroy Moore	DE	1964-65
	Ephraim Salaam	T	2002-03	<b>79</b>		
	Evan Pilgrim	OL	1999	Michael Schofield	T	2014-15
	Harry Swayne	T	1997-98	Marcus Thomas	DL	2007-11
	Bill Schultz	T	1995	Steve Herndon	T	2001-03
	Harvey Salem	T	1991	Chris Banks	G	1998-99
	Bill Lobenstein	DL	1987	Jumpy Geathers	DT	1996
	Dan Remsberg	T	1986-87	Dave Widell	G	1990-94
	Winford Hood	G	1984-85	Stefan Humphries	G	1987-88
	Jerry Baker	T	1983	Steve Bryan	LB/DE	1987
	Andy Maurer	T	1977	Barney Chavous	DE	1973-85
	Scott Parrish	OT	1976	Carter Campbell	DE	1971
	Mike Current	T	1967-75	John Gonzaga	G	1966
	Lee Bernet	T	1965-66	<b>80</b>		
	Frank Atkinson	DE	1964	Vernon Davis	TE	2015
	Gordon Holz	DT	1960-63	James Casey	TE/FB	2015
<b>75</b>	Chris Clark	T	2010-14	Julius Thomas	TE	2011-14
	Chris Baker	DL	2009	Rod Smith	WR	1995-2007
	Adam Meadows	T	2006	Tony Kimbrough	WR	1993-94
	Monsanto Pope	DT	2002-05	Mark Jackson	WR	1986-92
	Brian Habbib	T	1993-97	Shane Swanson	WR	1987
	Rulon Jones	DE	1980-88	Ray Alexander	WR	1984
	Kit Lathrop	DE	1979	Rick Upchurch	WR	1975-83
	Bill Bain	T	1976, '78	Jerry Simmons	WR	1971-74
	Ed Smith	DE	1973-75	Tom Buckman	TE	1969
	Rick Sharp	T	1972	Jimmy Jones	WR	1968
	Roger Shoals	T	1971	Dan LaRose	DE	1966
	Rex Mirich	DE	1967-69	Ed Cooke	DE	1964-65
	Eldon Danenhauer	T	1960-65	Ron Nery	E	1963
				Tom Rychlec	E	1963
<b>76</b>	Tyler Polumbus	T	2015	<b>81</b>		
	Marvin Austin Jr.	DT	2014	Owen Daniels	TE	2015
	Tony Hills	T	2011	Joel Dreesen	TE	2012-13
	Jamal Williams	NT	2010	Dante Rosario	TE	2011
	Tyler Polumbus	T	2008-09	Richard Quinn	TE	2009-10
	Kenard Lang	DE	2006	Nate Jackson	TE	2007-08
	Broderick Thompson	T	1995-96	Charlie Adams	WR	2004-06
	Kirk Scraftford	T	1993-94	Chris Cole	WR	2003
	Ken Lanier	T	1981-92	Keith Poole	WR	2001
	Tom Neville	T	1978	Scottie Montgomery	WR	2000
	Randy Moore	DT	1976	Andre Cooper	WR	1999-2000
	Tom Drougas	T	1974	Patrick Jeffers	WR	1997
	Steve Coleman	DE	1974	Todd Kinchen	WR	1996
	Tom Domres	DE	1971-72	Mike Pritchard	WR	1994-95
	Gordon Lambert	LB	1968	Barry Rose	WR	1993
	Bob Breitenstein	T	1965-67	Kitrick Taylor	WR	1993
	Harold Olson	T	1963-64	Shannon Sharpe	WR	1990-91
	Leo T. Reed	T	1961	Steve Watson	WR	1979-87
	Jack Mattox	T	1961	Bob Adams	TE	1975
	William Yelverton	E	1960	Billy Masters	TE	1970-74
	William Danenhauer	E	1960	Dave Washington	TE	1968
				Max Leetzow	DE	1965-66
				Bill Jessup	E	1960
<b>77</b>	Winston Justice	T	2013	<b>82</b>		
	Brodrick Bunkley	DT	2011	Dan Gronkowski	TE	2010
	Brandon Gorin	T	2009	Darrell Jackson	WR	2008
	Dylan Gandy	G	2008	Stephen Alexander	TE	2005-07
	Larry Birdine	DE	2007	Adrian Madise	WR	2003-04
	Dwayne Carswell	G	2005	Kevin Kasper	WR	2001-02
	Tony Jones	T	1997-2000	Billy Miller	WR/TE	1999-2000
	Karl Mecklenburg	LB	1983-94	Marcus Nash	WR	1998-99
	Greg Boyd	DE	1980-82	David Gamble	WR	1997
	Lyle Alzado	DE	1971-78	Patrick Jeffers	WR	1996
	Alden Roche	DE	1970	Vance Johnson	WR	1985-93, '95
	Larry Cox	DT	1968	Tony Kimbrough	WR	1993
	Jim Thompson	DT	1965	Laron Brown	WR	1987
	Dick Guesman	T/K	1964	Zach Thomas	WR	1983-84
	Anton Peters	T	1963	Orlando McDaniel	WR	1982
	Jack Mattox	T	1962	Larry Brunson	WR	1980
	Carl James Larpenrter	G	1960-61	Jack Dolbin	WR	1975-79
				Otto Stowe	WR	1974
<b>78</b>	Ryan Clady	T	2008-15	Dwight Harrison	WR	1971-72
	Matt Lepsis	T	1998-2007	Dave Pivec	TE	1969
	Larry Jackson	DE	1995	Robert Scarpitto	WR/P	1962-67
	Don Maggs	T	1993-94	<b>83</b>		
	Archie Harris	OL	1987	Wes Welker	WR	2013-14
	Winford Hood	G	1986-88	Mike Leach	TE/LS	2003-08
	Rich Stachowski	DE	1983	Scottie Montgomery	WR	2001-02
	Brian Clark	DE	1982	Travis McGriff	WR	1999-2001
	Bruce Radford	DE	1979	Justin Armour	WR	1998
	Marv Montgomery	T	1971-76	Willie "Flipper" Anderson	WR	1997
	Ken Criter	LB	1969-70	Anthony Miller	WR	1994-96
				Melvin Bonner	WR	1993

315

## BRONCOS ALL-TIME NUMERICAL ROSTER, CONT.

<b>95</b>	Derek Wolfe	DE	2012-15	Demetris Veal	DT	2004-06
	Derrick Harvey	DE	2011	Keith Washington	DE	2001-02
	Darrell Reid	OLB/DE	2009	Mike Lodish	DE	1995-2000
	Josh Shaw	DT	2008	Darren Dроздов	DT	1993-94
	Sam Adams	DT	2007	Karl Mecklenburg*	LB	1992
	Marco Coleman	DE	2005	Bruce Klostermann	LB	1987-89
	Anton Palepoi	DE	2004	*wore #97 for one game: at Los Angeles (11/22/92)		
	Kavika Pittman	DE	2000-02	<b>98</b>		
	Paul Grismanis	DT	1999	Darius Kilgo	NT	2015
	Marvin Washington	DE	1998	Terrance Knighton	DT	2014
	Michael Dean Perry	DT	1995-97	Sione Fua	DT	2013
	Alphonso Taylor	DT	1993	Sealver Siliga	DT	2012
	Jeroy Robinson	LB	1990	Ryan McBean	DL	2009-11
	Steve Bryan	LB/DE	1987-88	Josh Mallard	DT	2007
	Tim Joiner	LB	1987	Courtney Brown	DE	2005-06
<b>96</b>	Vance Walker	DE	2015	Reggie Hayward	DE	2001-04
	Mitch Unrein	DT	2011-14	Maa Tanuvasa	DT/DE	1995-2000
	Tim Crowder	DE	2007-08	Ted Washington	NT	1994
	Michael Myers	DE	2005-06	Ricky Hunley	LB	1984-87
	Dorsett Davis	DT	2002-04	<b>99</b>		
	Harald Hasselbach	DE	1994-2000	Kevin Vickerson	DL	2010-13
	Kenny Walker	DE	1991-92	Vonnie Holliday	DL	2009
	Jake McCullough	DE	1989-90	Alvin McKinley	DT	2007
<b>97</b>	Malik Jackson	DE	2013-15	Raylee Johnson	DE	2004
	Justin Bannan	DL	2010, '12	Daryl Gardener	DT	2003
	Le Kevin Smith	DL	2009	Montae Reagor	DE	1999-2002
	Boss Bailey	LB	2008	Seth Joyner	LB	1998
	Kenny Peterson	DE	2007	David Richie	DT	1997
	Simeon Rice	DE	2007	Shane Dronett	DE	1992-95
				David Galloway	DE	1990
				Shawn Knight	NT	1988
				Ray Woodard	DE	1987

## BRONCOS ALL-TIME PRACTICE SQUAD ROSTER

List includes players who spent time on the practice/developmental squad since its creation in 1989.

Key: \*Made team's 53-man roster during a season; \*\*Became a starter for the Broncos; †Made at least one Pro Bowl with the Broncos; **Current players.**

<b>A</b>	Joe Abdullah	RB	Pacific	1997	Hillary Butler	LB	Washington	1997-98
	Charlie Adams**	WR	Hofstra	2002-03	Mario Butler	CB	Georgia Tech	2012
	Jeremy Akers	G	Notre Dame	1999	Jeff Byers*	OL	Southern California	2010
	Curtis Alexander	RB	Alabama	1998	<b>C</b>			
	Kevin Alexander	LB	Clemson	2010	Steve Cargile*	S	Columbia	2006-07
	Luis Almanzar*	DT	Southwest Missouri St.	2003	Tony Carter*	CB	Louisiana State	2009, '11-12
	<b>Zaire Anderson</b>	<b>LB</b>	<b>Nebraska</b>	<b>2015</b>	Dwayne Carswell**†	TE	Liberty	1994
	Mark Asper*	T	Oregon	2014	Byron Chamberlain	TE	Wayne State	1995
	Matthias Askew*	DT	Michigan State	2008	Tyson Clabo	G	Wake Forest	2004
<b>B</b>					Brian Clark*	WR	North Carolina State	2006
	Jamie Baisley	LB	Indiana	2000	Darius Clark*	S	Duke	2000-01
	Edwin Baker	RB	Michigan State	2013	Cedric Cobbs*	RB	Arkansas	2005
	Lance Ball*	RB	Maryland	2009-10	George Coghill**	S	Wake Forest	1997
	Chris Banks**	G	Kansas	1997	Deandre Coleman	DE	California	2015
	Josh Barrett**	S	Arizona State	2008	KaRon Coleman*	DE	Stephen F. Austin	2000
	<b>Shaquil Barrett**</b>	<b>LB</b>	<b>Colorado State</b>	<b>2014</b>	Andre Cooper**	WR	Florida State	1998
	D'Anthony Batiste*	T	Louisiana-Lafayette	2009	Paul Cornick	T	North Dakota State	2012-13
	Steve Baylark	RB	Massachusetts	2008	Cuomo Cox**	S	Maryland	2004-05
	Jeremy Beal	DE	Alabama	2011	Romar Crenshaw	WR	S.E. Oklahoma State	2004
	Santonio Beard	DE	Oklahoma	2001	<b>D</b>			
	Scott Beavers*	OL	Georgia Tech	1990	Stanley Daniels**	G	Washington	2010
	Joshua Bell*	CB	Baylor	2008	Britt Davis	WR	Northern Illinois	2010
	Thump Belton	FB	Syracuse	2006	C.J. Davis*	C/G	Pittsburgh	2012
	<b>Kapri Bibbs*</b>	<b>RB</b>	<b>Colorado State</b>	<b>2014-15</b>	Hali Davis	DE	Louisiana-Lafayette	2013
	Randy Bierman	OL	Illinois	1997	<b>Dillon Day</b>	<b>C/G</b>	<b>Mississippi State</b>	<b>2015</b>
	Jon Blackman	T	Purdue	2000	David Diaz-Infante**	C/G	San Jose State	1995
	Jamie Blatnick	DE	Oklahoma State	2012	Matt Dominguez*	WR/TE	Sam Houston State	2001
	Cory Boyd*	DT	South Carolina	2008	Lionel Dotson	DL	Arizona	2010
	John Boyett	RB	Oregon	2013-14	Dominic Douglas	LB	Mississippi State	2010
	Michael Bozeman	DT	Mississippi	2007	Kevin Drake	WR	Alabama-Birmingham	2000
	Ronnie Bradford**	CB	Colorado	1993	Wesley Duke*	TE	Mercer	2005
	Marquez Branson	TE	Central Arkansas	2009	Zac Dysert*	QB	Miami (Ohio)	2014
	Carlton Brewster	WR	Ferris State	2007	<b>E</b>			
	Diyrall Briggs*	LB	Bowling Green	2010	Nick Eason	DT	Clemson	2004
	Kris Briggs	RB	Southern Methodist	2004	Lonnie Edwards	G	Texas Tech	2012
	Andre Brown*	RB	North Carolina State	2010	Jamal Ellis	CB	Duke	1995-96
	Cyron Brown*	DT	Western Illinois	2001	Scott Erskinson	G	South Dakota State	2008-09
	DeAuntae Brown	CB	Central State (Ohio)	2001	Paul Ernster	K/P	Northern Arizona	2005
	Greg Brown	S	Texas	2000	Greg Eslinger*	C	Minnesota	2007-08
	Jonathan Brown	DE	Tennessee	1999	Blake Ezor*	RB	Michigan State	1990
	Keith Brown	RB	UCLA	2000	<b>F</b>			
	Titus Brown	LB	Mississippi State	2010	John Feugill	T	Maryland	2000-01
	Josh Buhl	LB	Kansas State	2005	Mark Fenton	G	Colorado	2007
	Chad Bumphis	WR	Mississippi State	2013	Dan Finn	G	Northern Arizona	1998
	Joe Burch	TE	Texas Southern	1994	Mark Flythe	DE	Penn State	1992
	Isiah Burse*	WR	San Jose State	1995	John Paul Foschi	TE	Georgia Tech	2004
	Antwon Burton*	DT	Fresno State	2007	Jayson Foster	WR	Georgia Southern	2008
	Josh Bush*	S	Wake Forest	2014	<b>Bennie Fowler**</b>	<b>WR</b>	<b>Michigan State</b>	<b>2014</b>

G			
Tom Gallagher	OL	Washington	1994
David Gamble	WR	New Hampshire	1997
Ben Garland*	DT/G	Air Force	2012-13
George Gause	DE	South Carolina	2005
Ron Geater*	NT	Iowa	1992
Riar Geer	TE	Colorado	2010
Don Gibson	NT	USC	1991
Blake Gideon	WR	Texas	2012
Cory Gilliard	S	Ball State	1997
D'Andre Goodwin*	WR	Washington	2011
Amon Gordon**	DT	Stanford	2006
Adam Grant	I	Arizona	2011-12
Bucky Greeley	LB	Penn State	1996
Louis Green	LB	Alcorn State	2003-04
Paul Green*	TE	USC	1989
Reggie Green	G	Florida	1996
H			
Darrell Hackney*	QB	Alabama-Birmingham	2007-08
Jon Halapio	RB	Florida	2014
Andre Hall**	RB	South Florida	2006
Bruce Hall	RB	Mississippi	2010
Ken Hall		Fresno State	1994
Ricky Hall	WR	Virginia Tech	2001
Darrell Hamilton**	I	North Carolina	1989
Olaf Hampel	OL	No college	1993
Atan Harris	WR	Cal State Northridge	2003
Steven Harris*	WR	Florida	2007-08
Herb Haywood*	WR	Michigan State	2008
Pat Hegarty	QB	Texas-El Paso	1989
Brad Henke*	NT	Arizona	1989
Kelly Herndon**	CB	Toledo	2001
Steve Herndon**	G	Georgia	2000
Chris Howard	RB	Michigan	1998
Rob Hunt	C/G	North Dakota State	2005-06
Robert Hunt	G/T	Virginia	1999
I			
Duke Ihenachor**	TE	San Jose State	2012
Cornelius Ingram	S	Florida	2011-12
J			
Corey Jackson	DE	Nevada	2005
Larry Jackson*	DE	Texas A&M	1995
Nate Jackson**	TE/WR	Memlo College	2003
Shane Jasper	LB	UCLA	1995
<b>Camaron Jefferson</b>		<b>Texas</b>	<b>2014</b>
Barry Johnson*	WR	Maryland	1991
D.J. Johnson	DB	Jackson State	2009
Jeremiah Johnson*	RB	Oregon	2010-12
Jim Johnson	T	Michigan State	1992
Kyle Johnson**	FB	Syracuse	2003
Chris Jones	S	Clemson	1999
Dominique Jones*	TE	Shepherd	2015
John Jones	G	Kansas	1996
K			
John Kacherski*	LB	Ohio State	1992
Doug Karczewski	LB	Virginia	1999
Nick Kasa	TE	Colorado	2015
Braxton Kelley	ILB	Kentucky	2009
Tavarres King	WR	Georgia	2013
Kliff Kingsbury	QB	Texas Tech	2005
L			
Michael Lies	T	Kansas	2001
Dan Light	TE	Fordham	2015
DeMarcus Love	TE	Arkansas	2014
Arthur Lynch	TE	Georgia	2015
M			
<b>Brandon Marshall**</b>	<b>LB</b>	<b>Nevada</b>	<b>2013</b>
Glenn Martinez**	WR	Saginaw Valley State	2007
Danny Mason	OLB	Texas A&M-Commerce	2015
Matt Mauck*	QB	Louisiana State	2004
Grant Mattos	WR	Southern California	2004
Villami Maumau*	DT	Colorado	1998-99
Ryan McBean*	DL	Oklahoma State	2008
Ryan McCoy	LB	Houston	1994
Kyle McCarthy*	S	Notre Dame	2010-11
Paris McCurdy	LB	Ball State	1990
Marquay McDaniel	WR	Hampton	2007
Kevin McDermott	LS	UCLA	2014
Phil McGeehan**	WR	Maine	2001
<b>Brandon McManus*</b>	<b>DE</b>	<b>Temple</b>	<b>2014</b>
Bryant McNeal	K	Clemson	2004
Douglass McNeil	WR	Bowie State	2014
Jeff Mickel	OL	Eastern Washington	1989
Billy Miller*	WR/TE	Southern California	1999
Ryan Miller	G	Colorado	2014
Brandon Minor	RB	Michigan	2005
Brandon Miree	LB	Pittsburgh	2005
Mike Mohamed*	LB	California	2011-12
Scottie Montgomery*	WR	Duke	2000-01
Brandon Moore	DE	Texas	2013
Jason Moore*	QB	San Diego State	1999
Shawn Moore*	QB	Virginia	1991
Rashod Mouton	LB	Fort Valley State	2008-09
Ryan Murphy	CB	Oregon State	2015
Mark Murray*	LB	Florida	1991
Chris Myers**	C/G	Miami (Fla.)	2005
N			
John Nabone	TE	Monmouth	2010-11
Tom Nalen**	C	Boston College	1994
Damien Nash	RB	Missouri	2006

Chuka Ndulue	DE	Oklahoma	2015
Doug Nienhuis	CB	Oregon State	2006
<b>Taurean Nixon*</b>	<b>S</b>	<b>Tulane</b>	<b>2015</b>
Tori Noel		Tennessee	1998
O			
Xavier Omon	RB	Northwest Missouri St.	2011
Greg Orton	WR	Purdue	2012
Scott Osborne	TE	William & Mary	2001
Willie Oshodin**	DE	Villanova	1992
P			
Vinston Painter*	T	Virginia Tech	2013-14
Nathan Palmer*	WR	North Illinois	2013-14
<b>Matt Paradis**</b>	<b>C</b>	<b>Boise State</b>	<b>2014</b>
Brent Parkinson	OL	USC	1991
Freslon Parsons	QB	Northern Arizona	2005
Eric Pears	QB	Colorado State	2005
Everette Pedescleaux	QB	Northwestern Iowa	2009
Nick Polk	S	Indiana	2010
P.J. Pope**	RB	Bowling Green State	2008
Carlton Powell	DL	Virginia Tech	2009
Marcus Price		Louisiana Tech	1996
Greg Primus	WR	Colorado State	1993
R			
Lee Robinson*	LB	Alcorn State	2010
Antwaun Rogers	CB	Purdue	2005
Roderick Rogers**	CB	Wisconsin	2007-08
D.J. Regetera	DT	New Mexico	2000
Chase Rayncock	I	Montana	2004
Bert Reed	WR	Florida State	2012
Frank Rice	WR	Colorado State	2002
Eron Riley	WR	Duke	2010-11
Gerald Rivers	DE	Mississippi	2014
<b>Kyle Roberts</b>	<b>DE</b>	<b>Nevada</b>	<b>2015</b>
Gerrell Robinson	TE	Arizona State	2013-14
Barry Rose*	WR	Wisc.-Stevens Point	1993
Glenn Rountree	G	Clemson	1999
S			
Blaine Saipaia	LB	Colorado State	2003
Ron Sancho	C	Louisiana State	1989
Cecil Sapp**	RB	Colorado State	2003-04
Quentin Saulsberry	C	Mississippi State	2012
Jason Scukanec	C	Brigham Young	2002
Jeff Seale	C/G	Nebraska	2004
Seavler Siliga*	CB	San Diego State	2014
Utah	DT		2011-12
Rod Smith**	WR	Missouri Southern	1996
Donnie Spragun**	LB	Stanford	2001
Tim Stallworth	WR	Washington State	1990
Jeff Stehle	DL	Wisconsin	2010
Jeremy Stewart*	RB	Stanford	2014
Deon Strother*	RB	USC	1994
John Sullins*	LB	Alabama	1992
Jason Suttle*	CB	Wisconsin	1999-2000
Justin Swift	TE	Kansas State	1999
Jashon Sykes**	LB	Colorado	2002
T			
Willi Ta'ufo'ou	FB	California	2011
Maa Tanuvasa**	DL	Hawaii	1995
<b>Jordan Taylor</b>	<b>WR</b>	<b>Rice</b>	<b>2015</b>
Cedric Tillman**	WR	Alcorn State	1992
Mark Thomas	TE	North Carolina State	2001
Marvin Thomas	DE	Memphis	1999
Zach Thompson	WR	Wake Forest	2011
Tim Toone	WR	Weber State	2011
Wayne Tribune	S	Temple	2012
Brad Trout	G	Valdosta State	1999
U			
George Uko	DE	Southern California	2015
Mitch Unrein**	DL	Wyoming	2010
Chad Upshaw	TE	Buffalo	2007
V			
Bradlee Van Pelt*	QB	Colorado State	2004
Cameron Vaughn	LB	Louisiana State	2006
Tony Veland*	S	Nebraska	1996
W			
Larry Wallace	WR	USC	1996
Cliff Washburn	WR	The Citadel	2007
Edwin Watson	RB	Purdue	1999
Chris Watton	G	Baylor	2002-03
Jason Watts	C	Kentucky	1999
Adam Weber	QB	Minnesota	2011
Darrion Weems	T	Oregon	2012
Austin Wheatley	TE	Iowa	2001
Paul Wiggins	WR	Oregon	1999
Brandon Willis	CB	Michigan	2003
Clarence Williams	TE	Washington State	1993
Kevin Williams	RB	UCLA	1993
Wayne Williams	RB	Florida	1989
Worrell Williams	LB	California	2010
Matthew Willis*	WR	UCLA	2008-09
Greg Wilson	WR	Fordham	2012
Sir Mawn Wilson*	WR	Syracuse	1993
Travis Wilson	WR	Oklahoma	2008
Y			
Phil Yeboah-Kodie	LB	Penn State	1996
John Youbouty	DE	Temple	2003
Chris Young	S	Georgia Tech	2002



# ALL-TIME PRACTICE SQUAD ROSTER, BY YEAR

1989		
Paul Green*	TE	USC
Darrell Hamilton	T	North Carolina
Pat Hegarty	QB	Texas-El Paso
Brad Henke	NT	Arizona
Jeff Mickel	OL	Eastern Washington
Ron Sancho	LB	Louisiana State
Wayne Williams	RB	Florida
1990		
Scott Beavers*	OL	Georgia Tech
Blake Ezor	RB	Michigan State
Paris McCurdy	LB	Ball State
Tim Stallworth*	WR	Washington State
1991		
Don Gibson	NT	USC
Barry Johnson*	WR	Maryland
Shawn Moore*	QB	Virginia
Mark Murray*	LB	Florida
Brent Parkinson	OL	USC
1992		
Mark Flythe	DE	Penn State
Ron Geater*	NT	Iowa
Jim Johnson	T	Michigan State
John Kacherski*	LB	Ohio State
Willie Oshodin**	DE	Villanova
John Sullins*	LB	Alabama
Cedric Tillman**	WR	Alcorn State
1993		
Ronnie Bradford**	CB	Colorado
Olaf Hampel	OL	No college
Greg Primus	WR	Colorado State
Barry Rose*	WR	Wisconsin-Stevens Point
Clarence Williams	TE	Washington State
Kevin Williams	RB	UCLA
1994		
Joe Burch*	C	Texas Southern
Dwayne Carswell**†	TE	Liberty
Tom Gallagher	OL	Washington
Ken Hall	T	Fresno State
Ryan McCoy	LB	Houston
Tom Nalen**†	C	Boston College
Rod Smith**†	WR	Missouri Southern
Deon Strother*	RB	Southern California
1995		
Bryce Burnett	TE	San Jose State
Byron Chamberlain*	TE	Wayne State
David Diaz-Infante**	C/G	Duke
Jamal Ellis	CB	Texas A&M
Larry Jackson*	DE	UCLA
Shane Jasper	LB	Hawaii
Maa Tanuvasa**	DL	Penn State
Phil Yeboah-Kodie	LB	Penn State
1996		
Joe Abdullah	RB	Pacific
Jamal Ellis	CB	Duke
Bucky Greeley	C	Penn State
Reggie Green	G	Florida
John Jones	T	Kansas
Marcus Price	S	Louisiana State
Tony Veland*	S	Nebraska
Larry Wallace	WR	USC
1997		
Chris Banks**	G	Kansas
Randy Bierman	OL	Illinois
Hillary Butler	LB	Washington
George Coghill**	S	Wake Forest
David Gamble*	WR	New Hampshire
Cory Gilliard	S	Ball State
Sir Mawn Wilson*	WR	Syracuse
1998		
Curtis Alexander	RB	Alabama
Hillary Butler	LB	Washington
Andre Cooper**	WR	Florida State
Dan Finn	G	Northern Arizona
Chris Howard	RB	Michigan
Villami Maumau*	DT	Colorado
Tori Noel	S	Tennessee
Marvin Thomas	DE	Memphis
1999		
Jeremy Akers	G	Notre Dame
Jonathan Brown	DE	Tennessee

Robert Hunt	G/T	Virginia
Chris Jones	S	Clemson
Doug Karczewski	DT	Virginia
Villami Maumau*	WR/TE	Colorado
Billy Miller*	S	USC
Jason Moore*	S	San Diego State
Glenn Rountree	G	Clemson
Jason Suttle*	CB	Wisconsin
Justin Swift	TE	Kansas State
Brad Trout	S	Valdosta State
Edwin Watson	RB	Purdue
Jason Watts	C	Kentucky
Paul Wiggins	T	Oregon
2000		
Jamie Baisley	LB	Indiana
Jon Blackman	T	Purdue
DeAuntae Brown	CB	Central State (Ohio)
Keith Brown	RB	UCLA
Darius Clark*	S	Duke
KaRon Coleman*	RB	Stephen F. Austin
Kevin Drake	WR	Alabama-Birmingham
John Feugill	T	Maryland
Steve Herndon**	G	Georgia
Scottie Montgomery*	WR	Duke
Jason Suttle*	CB	Wisconsin
2001		
Cyron Brown*	DT	Western Illinois
Greg Brown	S	Texas
Darius Clark*	S	Duke
Matt Dominguez*	WR/TE	Sam Houston State
John Feugill	T	Maryland
Ricky Hall	WR	Virginia Tech
Kelly Herndon**	CB	Toledo
Michael Lies	T	Kansas
Phil McGeoghan*	WR	Maine
Scottie Montgomery*	WR	Duke
Scott Osborne	TE	William & Mary
Donnie Spragan**	LB	Stanford
Mark Thomas	TE	North Carolina State
Austin Wheatley	TE	Iowa
2002		
Charlie Adams**	WR	Hofstra
Herb Haygood**	WR	Michigan State
Frank Rice	WR	Colorado State
Jason Scukanec	C	Brigham Young
Jason Sykes**	LB	Colorado
Chris Watton	G	Baylor
Chris Young*	S	Georgia Tech
2003		
Charlie Adams**	WR	Hofstra
Luis Almanzar*	DT	Southwest Missouri St.
Louis Green*	LB	Alcorn State
Atnaf Harris	WR	Cal State Northridge
Nate Jackson**	WR	Menlo College
Kyle Johnson**	FB	Syracuse
Blaine Saipaia	C	Colorado State
Cecil Sapp**	RB	Colorado State
Chris Watton	G	Baylor
Brandon Williams	CB	Michigan
2004		
Santonio Beard	RB	Alabama
Kris Briggs	RB	Southern Methodist
Tyson Clabo*	G	Wake Forest
Curome Cox**	CB	Maryland
Romar Crenshaw	WR	S.E. Oklahoma State
Nick Eason	DT	Clemson
John Paul Foschi	TE	Georgia Tech
Louis Green*	LB	Alcorn State
Grant Mattos	WR	Southern California
Matt Mauck*	QB	Louisiana State
Bryant McNeal	DE	Clemson
D.J. Renteria	DT	New Mexico
Cecil Sapp**	RB	Colorado State
Josh Sewell	C/G	Nebraska
Bradley Van Pelt*	QB	Colorado State
2005		
Josh Buhl	LB	Kansas State
Cedric Cobbs*	RB	Arkansas
Curome Cox**	S	Maryland
Wesley Duke*	TE	Mercer
Paul Ernster*	K/P	Northern Arizona
George Gause	DE	South Carolina
Rob Hunt	C/G	North Dakota State
Corey Jackson	DE	Nevada
Kliff Kingsbury	QB	Texas Tech

# ALL-TIME PRACTICE SQUAD ROSTER, BY YEAR, CONT.

Brandon Miree	RB	Pittsburgh
Chris Myers**	C/G	Miami (Fla.)
Erik Pears**	CB	Colorado State
Antwaun Rogers	CB	Purdue

## 2006

Thump Belton	FB	Syracuse
Antwon Burton*	DT	Temple
Steve Cargile*	S	Columbia
Brian Clark*	WR	North Carolina State
Amon Gordon**	DT	Stanford
Andre Hall**	RB	South Florida
Rob Hunt	G/C	North Dakota State
Damien Nash*	RB	Missouri
Doug Nienhuis	T	Oregon State
Preston Parsons	QB	Northern Arizona
Jeff Shoate*	CB	San Diego State
Cameron Vaughn	LB	Louisiana State

## 2007

Michael Bozeman	DT	Mississippi
Carlton Brewster	WR	Ferris State
Antwon Burton*	DT	Temple
Steve Cargile*	S	Columbia
Greg Eslinger*	C	Minnesota
Mark Fenton	G	Colorado
Darrell Hackney*	QB	Alabama-Birmingham
Steven Harris*	DT	Florida
Glenn Martinez**	WR	Saginaw Valley State
Marquay McDaniel	WR	Hampton
Roderick Rogers**	S	Wisconsin
Chad Upshaw	T	Buffalo
Cliff Washburn	T	The Citadel

## 2008

Matthias Askew*	DT	Michigan State
Josh Barrett*	S	Arizona State
Steve Baylark	RB	Massachusetts
Joshua Bell*	CB	Baylor
Cory Boyd*	RB	South Carolina
Mitch Erickson	G	South Dakota State
Greg Eslinger*	C	Minnesota
Jayson Foster	WR	Georgia Southern
Darrell Hackney*	QB	Alabama-Birmingham
Steven Harris*	DT	Florida
Ryan McBean**	DT	Oklahoma State
Rashod Moulton	CB	Fort Valley State
P.J. Pope**	RB	Bowling Green State
Roderick Rogers**	S	Wisconsin
Matthew Willis**	WR	UCLA
Travis Wilson*	WR	Oklahoma

## 2009

Lance Ball*	RB	Maryland
D'Anthony Batiste*	T	Louisiana-Lafayette
Marquez Branson	CB	Central Arkansas
Tony Carter*	TE	Florida State
Mitch Erickson	G	South Dakota State
D.J. Johnson	DB	Jackson State
Braxton Kelley	ILB	Kentucky
Rashod Moulton	CB	Fort Valley State
Everette Pedescleaux	DL	Northern Iowa
Carlton Powell	DL	Virginia Tech
Darius Walker	RB	Notre Dame
Matthew Willis**	WR	UCLA

## 2010

Kevin Alexander*	LB	Clemson
Lance Ball*	RB	Maryland
Diyril Briggs*	LB	Bowling Green
Titus Brown	LB	Mississippi State
Jeff Byers*	OL	Southern California
Stanley Daniels**	G	Washington
Britt Davis*	WR	Northern Illinois
Lionel Dotson	DL	Arizona
Dominic Douglas	LB	Mississippi State
Riar Geer	TE	Colorado
Bruce Hall	RB	Mississippi
Jeremiah Johnson*	RB	Oregon
Kyle McCarthy*	S	Notre Dame
Brandon Minor	RB	Michigan
John Nalbano	TE	Monmouth
Nick Polk	S	Indiana
Lee Robinson*	LB	Alcorn State
Eron Riley	WR	Duke
Jeff Stehle	DL	Wisconsin
Mitch Unrein**	DL	Wyoming
Worrell Williams	LB	California

## 2011

Jeremy Beal	DE	Oklahoma
Tony Carter*	CB	Florida State

D'Andre Goodwin*	WR	Washington
Adam Grant	T	Arizona
Cornelius Ingram	TE	Florida
Jeremiah Johnson*	RB	Oregon
Kyle McCarthy*	S	Notre Dame
Mike Mohamed**	LB	California
John Nalbano	TE	Monmouth
Xavier Omon	RB	Northwest Missouri St.
Eron Riley	WR	Duke
Sealver Siliga	DT	Utah
Austin Sylvester*	FB	Washington
Willi Ta'ufou	FB	California
Tim Toone	WR	Weber State
Adam Weber	QB	Minnesota

## 2012

Jamie Blatnick	De	Oklahoma State
Mario Butler	CB	Georgia Tech
Paul Cormick**	T	North Dakota State
C.J. Davis*	C/G	Pittsburgh
Lonnie Edwards	G	Texas Tech
Ben Garland*	DT	Air Force
Blake Gideon	T	Texas
Adam Grant	T	Arizona
Duke Ihenacho**	J	San Jose State
Cornelius Ingram	TE	Florida
Jeremiah Johnson*	RB	Oregon
Mike Mohamed**	LB	California
Greg Orton	WR	Purdue
Bert Reed	WR	Florida State
Quentin Saulsberry	C	Mississippi State
Sealver Siliga*	DT	Utah
Wayne Tribune	G	Temple
Darrion Weems	T	Oregon

## 2013

Edwin Baker	RB	Michigan State
John Boyett	S	Oregon
Chad Bumphis	WR	Mississippi State
Paul Cormick**	T	North Dakota State
Hall Davis	DE	Louisiana-Lafayette
Ben Garland*	G	Air Force
Tavarres King*	WR	Georgia
<b>Brandon Marshall**</b>	LB	<b>Nevada</b>
Brandon Moore	DE	Texas
Vinston Painter*	T	Virginia Tech
Nathan Palmer*	WR	Northern Illinois
Gerrell Robinson	TE	Arizona State
Greg Wilson	WR	Fordham
John Youboty	DE	Temple

## 2014

Mark Asper	T	Oregon
<b>Shaquil Barrett**</b>	<b>LB</b>	<b>Colorado State</b>
<b>Kapri Bibbs**</b>	<b>RB</b>	<b>Colorado State</b>
John Boyett	S	Oregon
Isiah Burse*	WR	Fresno State
Josh Bush**	QB	Wake Forest
Zac Dysert*	S	Miami (Ohio)
<b>Bennie Fowler*</b>	<b>WR</b>	<b>Michigan State</b>
Jon Halapio	G	Florida
Dominique Jones*	TE	Shepherd
DeMarcus Love	T	Arkansas
Kevin McDermott	LS	UCLA
<b>Brandon McManus*</b>	<b>K</b>	<b>Temple</b>
Douglas McNeil	WR	Bowie State
Ryan Miller	G	Colorado
Vinston Painter*	T	Virginia Tech
Nathan Palmer*	WR	Northern Illinois
<b>Matt Paradis**</b>	<b>C</b>	<b>Boise State</b>
Gerald Rivers	DE	Mississippi
Gerrell Robinson	TE	Arizona State
Jeremy Stewart*	RB	Stanford
Zach Thompson	DE	Wake Forest

## 2015

<b>Zaire Anderson</b>	<b>LB</b>	<b>Nebraska</b>
<b>Kapri Bibbs**</b>	<b>RB</b>	<b>Colorado State</b>
Deandre Coleman	DE	California
<b>Dillon Day</b>	<b>C</b>	<b>Mississippi State</b>
<b>Cameron Jefferson</b>	<b>T</b>	<b>Arkansas</b>
Antonio Johnson	TE	Mississippi State
Nick Kasa	T	Colorado
Dan Light	TE	Fordham
Arthur Lynch	TE	Georgia
Danny Mason	OLB	Texas A&M-Commerce
Ryan Murphy	S	Oregon State
Chuka Ndulue	DE	Oklahoma
<b>Taurean Nixon**</b>	<b>CB</b>	<b>Tulane</b>
<b>Kyle Roberts</b>	<b>T</b>	<b>Nevada</b>
<b>Jordan Taylor</b>	<b>WR</b>	<b>Rice</b>
George Uko	DE	Southern California

## HISTORICAL HIGHLIGHTS

1959

**AUGUST 14** — First American Football League organizational meeting held in Chicago. Denver, with Bob Howsam as its principal owner, named as a charter member along with New York, Dallas, Los Angeles, Minneapolis and Houston. **NOVEMBER 22** — First player selection draft held through 32 rounds. Denver's first pick is Roger LeClerc, center, Trinity. **DECEMBER 1** — Dean Griffing named general manager of the Broncos.

1960

**JANUARY 1** — Frank Filchok named first head coach of the Broncos. **JANUARY 30** — Denver placed in AFL's western division with Dallas, Oakland and Los Angeles. **JULY** — First Bronco training camp opens at Colorado School of Mines. **SEPTEMBER 9** — After losing all five pre-season games, the Broncos become the first AFL victor when they defeat the Patriots in Boston in history's first AFL game, 13-10. Attendance — 21,597. **OCTOBER 2** — Broncos play first home game in Bears Stadium, defeat Oakland, 31-14, before crowd of 18,372. **DECEMBER** — Offensive End Lionel Taylor, Defensive Tackle Bud McFadin and Safety Goose Gonsoulin all named to first official all-AFL team.

1961

**MAY 26** — Bob and Lee Howsam, original principal owners of the Broncos, sell their stock to a new syndicate headed by Cal Kunz and Gerry Phipps. **JUNE 1** — Cal Kunz named president and operating head of Empire Sports. **DECEMBER** — Lionel Taylor sets professional record with 100 pass receptions for season. Taylor and Bud McFadin named to all-AFL team. **DECEMBER** — Frank Filchok released as Broncos head coach.

1962

**FEBRUARY 1** — Jack Faulkner hired as Broncos head coach. **JULY 1** — Dean Griffing released as Broncos general manager. Faulkner named to dual post as head coach and general manager. **JULY** — Public burning ceremony of Broncos' notorious vertically striped socks at Broncos' intra squad game. **DECEMBER** — Jack Faulkner named coach of the year in AFL. Gene Mingo sets professional field goal record of 27 in a season. Eldon Danenhauer, Lionel Taylor, Goose Gonsoulin and Bob Zeman named to all-AFL team.

1963

**DECEMBER** — Billy Joe named AFL Rookie of the Year. Goose Gonsoulin is the only Bronco to make the all-AFL team. Lionel Taylor wins fourth consecutive pass receiving title.

1964

**JANUARY** — Broncos and Jets complete historic nine-player trade, largest ever made in the AFL. Broncos send Gene Prebola, Wahoo McDaniel, Gordy Holz and Bob Zeman to Jets for Dick Guesman, Ed Cooke, Charlie Janerette, Jim Price and Sid Fournet. **OCTOBER 4** — Jack Faulkner released as head coach. **OCTOBER 5** — Mac Speedie accepts appointment as interim head coach. **DECEMBER 12** — Mac Speedie named head coach. **DECEMBER** — Jim Fraser wins third consecutive punting title. Willie Brown named to all-AFL team.

1965

**FEBRUARY 15** — Gerald and Allan Phipps purchase 52 percent of the stock of Empire Sports, thus giving them virtually 100 percent ownership and saving the Bronco franchise for Denver. **MARCH 5** — Record sale of 941 season tickets in one day. **APRIL 1** — Season ticket drive goal of 20,000 sales reached. Figure to reach 22,000 by May 1. **MAY 17** — Allan Phipps named president of Empire Sports, Inc. Gerry Phipps re-named Chairman of the Board. **MAY 29** — Jim Burris, Bears general manager, named executive vice-president of Empire Sports. **DECEMBER 12** — Lionel Taylor makes the 500th catch of his career in game against Boston to become the first AFL player to top this figure. **DECEMBER** — Tackle Eldon Danenhauer, Split End Lionel Taylor and Fullback Cookie Gilchrist named to the all-AFL team. Lionel Taylor wins fifth pass receiving crown and Abner Haynes wins league kickoff return championship.

1966

**JUNE 8** — Merger of American and National Leagues announced. **SEPTEMBER 19** — Ray Malavasi named Head Coach of the Broncos. **DECEMBER** — John Bramlett, Goose Gonsoulin, Bob Scarpitto and Jerry Sturm chosen to play in AFL All-Star contest in January. **DECEMBER 19** — Lou Saban signs a 10-year contract as General Manager and Head Coach of the Denver Broncos.

1967

**MARCH 1** — Broncos move to new suburban executive offices with adjacent practice field and locker room facilities for both preseason and regular season training. **MARCH 17** — Metropolitan Denver voters turn down stadium bond issue, but Bronco fans immediately organize for fundraising drive to improve Bears Stadium and keep Broncos in Denver. **MAY 17** — Floyd Little, Denver's No. 1 draft choice, signs with Broncos. Little becomes the first No. 1 choice to sign with Denver in the history of the club. **AUGUST 5** — Broncos defeat Detroit Lions 13-7 in preseason game at DU for AFL's first win over the NFL. **AUGUST 15** — Quarterback Steve Tensi acquired from San Diego for first round draft choice in both 1968 and 1969. **DECEMBER** — Floyd Little paces AFL in punt returning with a 16.9 average. Bob Scarpitto repeats as punt leader with a 44.9 norm. Flanker Al Denson selected All League in player balloting.

1968

**JANUARY** — Flanker Al Denson, defensive tackle Dave Costa, center Larry Kaminski and cornerback Nemiah Wilson participate in AFL All-Star Game. Lou Saban and staff coach the West stars. **FEBRUARY** — Civic drive to raise \$1.8 million ends successfully and City of Denver receives stadium as a gift after purchase of the facility from Empire Sports, Inc. by non-profit group. Construction begins on 16,000 seat upper deck that will raise capacity to 50,000 for 1968 season. **SEPTEMBER 21** — Broncos move into new administrative building at 5700 Logan Street. **DECEMBER 14** — Bears Stadium is officially re-named Denver Mile High Stadium.

1969

**JANUARY 19** — Dave Costa, Rich Jackson and Floyd Little participate in AFL All-Star Game in Jacksonville, Fla. **DECEMBER** — Floyd Little and Rich Jackson named first-team All League. **DECEMBER** — Bill Thompson (rookie) tops AFL list in punt and kickoff returns, becoming the first player in NFL history to ever hold both titles.

1970

**JANUARY 17** — Rich Jackson, Dave Costa, Floyd Little, Mike Current and George Goeddeke play in All-Star Game on West team. **SEPTEMBER** — Season ticket sale hits record number of 43,584. **DECEMBER 20** — Floyd Little gains 44 yards to win American Conference rushing title with 901 yards. It marked his first rushing crown and the first season that Little played in all 14 games.

1971

**JANUARY** — Richard Jackson named to official National Football League all-star team. **JANUARY** — Richard Jackson and Floyd Little make starting lineups for American Conference in first AFC-NFC Pro Bowl game. **MAY 12** — Broncos stop sale of season tickets at record 47,500. **OCTOBER 24** — Denver coach Lou Saban and the Broncos down Cleveland 27-0. It was the first time the Browns were shutout since 1952 and marked Saban's last victory as Bronco coach. **NOVEMBER 17** — Lou Saban resigns as head coach of Broncos, a position he had held for five years. Offensive line coach Jerry Smith is named interim head

coach. Saban, in December, resigns as General Manager to return to Buffalo Bills as head coach. **DECEMBER 19** — Floyd Little compiles 79 yards against Raiders in Oakland to finish as pro football's top runner with 1,133 yards. Little also becomes first Bronco to rush for more than 1,000 yards in a season.

1972

**JANUARY 5** — John Ralston, successful head coach at Stanford, is announced as Denver's new head coach. He later adds the title of general manager. **MARCH 16** — For the first time in the history of Denver professional football, there will be no public sale of season tickets, it is reported. Season ticket holders renewed 46,500 of the 47,500 available season tickets and further exercised their option for 8,000 additional tickets. **APRIL 5** — Long-time Rocky Mountain Empire Sports employee Earl Hartman dies of cancer. Hartman was Treasurer of Empire Sports and Business Manager of the Broncos at the time of his death.

1973

**MARCH 3** — Season ticket holders renew 47,800 of 48,000 season tickets to assure Denver again of having no public sale of season ducats. **OCTOBER 14** — Charley Johnson also becomes the 18th quarterback in pro football history to go over 20,000 yards lifetime as he throws for 214 yards and three TDs to Haven Moses in a 48-20 win at Houston. **OCTOBER 22** — With "Orange Monday" banners waving, the Broncos perhaps play the most important game to date in the club's history against Oakland on national television. Denver comes back to knot the contest, 23-23, on a 35-yard field goal by Jim Turner. **NOVEMBER 25** — Denver defeats Kansas City, 14-10, to take over first place in the AFC West with three games to go. The win moves the Broncos to 6-3-2 — the six victories mark the second best mark ever for a Denver team to date. **DECEMBER 9** — Denver 42, San Diego 28! The Broncos are winners at last as Denver clinches the team's seventh victory of the season, assuring the club of a winning record for the first time.

1974

**JANUARY** — Four Broncos (Floyd Little, Haven Moses, Riley Odoms and Paul Smith) are invited to play in the Pro Bowl. John Ralston is named AFC Coach of the Year for guiding Denver to its first winning season ever. Odoms is named All-Pro by NEA. **SEPTEMBER 10** — Denver voters pass a \$25 million bond issue to expand and improve Mile High Stadium to over 75,000 seats. The stadium was projected to be finished in time for the 1976 regular season. **SEPTEMBER 22** — The Broncos and the Pittsburgh Steelers play in the first regular-season overtime game as a 35-35 score was present at the end of regulation play. Neither team scored in the sudden death period. **NOVEMBER 28** — Before a television audience estimated at 35 million, the Broncos riddle the Detroit Lions 31-27 on Denver's first Thanksgiving Day game in Detroit. **DECEMBER 8** — Denver assures itself of its second consecutive winning season, and Otis Armstrong sets a single-game rushing mark of 183 yards as the Broncos down Houston 37-14. **DECEMBER 15** — Otis Armstrong finishes the season with 1,407 yards and the NFL rushing title, becoming one of a half dozen players ever to average more than 100 yards per game in pro football.

1975

**JANUARY** — Otis Armstrong and Riley Odoms represent the Broncos in the annual Pro Bowl contest in Miami, Fla. **FEBRUARY** — Expansion of Mile High Stadium begins, and it will provide 63,500 seating capacity for the 1976 season and an ultimate capacity of 75,000 in 1977. **DECEMBER 14** — Floyd Little winds up his career as the seventh all-time rusher in the NFL with 6,323 career yards.

1976

**JANUARY 26** — Tight end Riley Odoms and linebacker Randy Gradishar are the Broncos representatives in the Pro Bowl in New Orleans. **MARCH 28** — Quarterback Charley Johnson announces his retirement from the National Football League after a 15-year career. Johnson led the club to its first two winning seasons in 1973 and 1974. **JUNE 27** — Lyle Alzado is one of three finalists for the Man of the Year Award and Rick Upchurch is honored as the American Conference Offensive Rookie of the Year by the NFL Players Association. **SEPTEMBER 26** — Rick Upchurch ties an NFL record by returning two punts for touchdowns in a 44-13 win over the visiting Cleveland Browns. **OCTOBER 24** — Rick Upchurch ties an NFL record with his fourth punt return touchdown of the season in a 35-26 win over Kansas City. **NOVEMBER 7** — With two field goals and six extra points, Jim Turner becomes the fifth player in pro football history to surpass 1,200 points. **NOVEMBER 14** — Denver shuts out San Diego, 17-0, marking the first time the club has recorded two shutouts in one season. Denver had shut out the Chargers 26-0 Oct. 3. **DECEMBER 12** — The Broncos stop Chicago, 28-14, for their ninth win of the season, marking the highest total in Denver history. Otis Armstrong rushes for 116 yards to reach 1,008 for the season, his second 1,000-yard campaign in his career. **DECEMBER 18** — Fred Gehrke, long-time Bronco administrator, is named general manager.

1977

**JANUARY 17** — Rick Upchurch and Otis Armstrong are the Broncos' participants in the annual AFC-NFC Pro Bowl in Seattle. **JANUARY 31** — John Ralston resigns as Head Coach of the Denver Broncos. **FEBRUARY 1** — Robert (Red) Miller, a former Broncos assistant coach, is named as the team's eighth head coach. **JUNE 12** — Lyle Alzado is named winner of the National Football League Players Association's Byron "Whizzer" White Award as the group's Man of the Year. **OCTOBER 16** — Pushing their season record to 5-0, the Broncos use seven interceptions and a touchdown pass to kicker Jim Turner to trounce the defending world champion Oakland Raiders, 30-7. **NOVEMBER 27** — In a showdown of the two best records in the NFL, the Broncos get a 73-yard interception return for a touchdown by Tom Jackson to dump Baltimore, 27-13, and run their record to 10-1. **DECEMBER 4** — With a 24-14 win at Houston, the Broncos clinch a playoff berth, the first in the club's history. Later in the day, the Broncos clinch the AFC Western Division championship when the Raiders fall to the Los Angeles Rams. **DECEMBER 18** — The Broncos lose to Dallas in the regular-season finale, 14-6, but post the best record in the history of the franchise, 12-2, tied with Dallas for the best in the NFL. **DECEMBER 24** — Before the largest crowd ever to watch a sporting event in the state of Colorado, 75,011, the Broncos stop the Pittsburgh Steelers in the first round of playoff action, 34-21.

1978

**JANUARY 1** — In a hard-fought game at Mile High Stadium, the Broncos dethrone the Raiders, 20-17, for the AFC championship and a trip to the Super Bowl in New Orleans. **JANUARY 15** — The Broncos fall to the Cowboys, 27-10, in Super Bowl XII. **JANUARY 23** — Lyle Alzado, Randy Gradishar, Tom Jackson, Billy Thompson and Louis Wright represent the Broncos in the Pro Bowl, the largest Denver contingent to date. **MARCH** — Only 143 season tickets are not renewed, a new all-time low. **DECEMBER 3** — The Broncos win by 21-6 score at Oakland, holding the Raiders without a touchdown for the second time in the season to move within one game of AFC West crown. **DECEMBER 10** — Denver downs Kansas City, 24-3, winning its second consecutive division championship, as QB Craig Morton goes 19-for-22 with 16 consecutive completions, both second best all-time NFL marks. **DECEMBER 30** — Denver loses in the playoffs to the eventual Super Bowl-champion Pittsburgh Steelers, 33-10.

1979

**JANUARY 29** — The Broncos are represented by an all-time high of seven players in the Pro Bowl—Lyle Alzado, Randy Gradishar, Tom Jackson, Riley Odoms, Bill Thompson, Rick Upchurch and Louis Wright. **MARCH** — Only 161 season tickets are not renewed, virtually assuring the Broncos of their third consecutive sellout season. **NOVEMBER 11** — Rick Upchurch becomes the all-time pro football record holder in career punt return yardage. He set the record vs. New England, surpassing the late Emlen Tunnell's total of 2,209 yards. **DECEMBER 17** — Denver clinches a playoff berth for the third consecutive year. **DECEMBER 23** — Denver loses in a Wild Card Game at Houston, 13-7.

1980

**JANUARY 27** — The Broncos are represented in the Pro Bowl by Randy Gradishar, Tom Jackson, Rick Upchurch and Louis Wright. **MARCH** — Only 146 season tickets are not renewed for 1980, virtually assuring the club of its 11th consecutive sellout campaign. **OCTOBER 5** — Randy Gradishar returns an interception 93 yards for a touchdown vs. Cleveland, the longest such return in team history and the NFL's longest for 1980 season. **OCTOBER 13** — Fred Steinfort kicks a 57-yard field goal against Washington, tying record for third-longest kick in NFL history.

## HISTORICAL HIGHLIGHTS, CONT.

1981

**JANUARY** — Fred Steinfort is named by Pro Football Weekly as that publication's Golden Toe Award winner for the 1980 season, having tied for the league lead with 26 field goals. **FEBRUARY 25** — Edgar F. Kaiser Jr. is introduced as the new owner of the Denver Broncos, having purchased the club from principal owners Gerald H. Phipps and Allan R. Phipps. **MARCH 10** — Grady Alderman is named new General Manager and Dan Reeves is named as the new Head Coach. **MARCH** — The Broncos are sold out for their 12th consecutive season. **SEPTEMBER** — Craig Morton throws four touchdown passes in each of two consecutive games, vs. Baltimore and San Diego, a first in franchise history. Wide receiver Steve Watson ties a team record with three touchdown receptions against the Colts on September 20. **NOVEMBER 22** — Watson catches a touchdown pass at Cincinnati to set a new team record with 13 touchdown catches in one season. **DECEMBER 20** — Watson gains 82 yards on receptions at Chicago, establishing a new Broncos single season mark with 1,244 reception yards. Morton sets single-season Broncos records for yards gained (3,213), yards passing (3,195) and average gain per play (8.37) while Watson leads the AFC in reception yardage (1,244) and touchdown receptions (13).

1982

**JANUARY 31** — The Broncos are represented in the Pro Bowl by Randy Gradishar, Bob Swenson, Bill Thompson and Steve Watson. **MARCH** — Only 49 season ticket accounts are not renewed for 1982, virtually assuring the Broncos of their 13th consecutive sellout season in Mile High Stadium. **SEPTEMBER 21** — The NFL Players Association begins the first regular-season strike in NFL history, resulting in the cancellation of games for eight consecutive weeks. **DECEMBER 3** — Hein Poulus is named Vice President and General Manager of the Broncos. **DECEMBER 19** — Rick Upchurch returns a punt 78 yards for a touchdown against Kansas City to tie the then all-time pro football record of eight career touchdowns on punt returns.

1983

**JANUARY 3** — Final NFL statistics show Rick Upchurch as the NFL's punt return leader with a 16.1 average and Luke Prestridge as the league's leading punter with a 45.0 average. **FEBRUARY 6** — The Broncos are represented in the Pro Bowl game by Randy Gradishar, Luke Prestridge and Rick Upchurch. **MARCH 15** — Only 89 season ticket accounts are not renewed for 1983, virtually assuring the Broncos of their 14th consecutive sellout season in Mile High Stadium. **MAY 2** — In the biggest trade in franchise history, Denver acquires quarterback John Elway, the first player taken in the NFL draft, and signs him to a five-year contract. **DECEMBER 11** — Elway throws three fourth-quarter touchdown passes to erase a 19-0 deficit and lead the Broncos to a 21-19 playoff-clinching win over Baltimore. This marks the fourth Broncos appearance in playoff competition. **DECEMBER 24** — Denver loses its Wild Card Playoff Game at Seattle, 31-7.

1984

**JANUARY 29** — Randy Gradishar makes his seventh Pro Bowl appearance. Louis Wright also is named to the AFC Pro Bowl team but is unable to play because of a fractured finger. **MARCH** — Only 146 season ticket accounts are not renewed for 1984, virtually assuring the Broncos of their 15th consecutive sellout season in Mile High Stadium. **MARCH 23** — Pat Bowlen is introduced as the new owner of the Denver Broncos, assuming the title of President and Chief Executive Officer. **NOVEMBER 18** — The Broncos beat Minnesota 42-21 for the club's 10th consecutive victory, a team record. John Elway ties a Denver record throwing five touchdown passes in the game. **DECEMBER 15** — Denver wins its 13th game of the season, the most in Broncos history, and captures the AFC West crown with a 31-14 win over Seattle. Sammy Winder finishes the season with 1,153 yards rushing, and Steve Watson gains 1,170 yards receiving — the first time Denver has had 1,000-yard performers in both categories in the same season. **DECEMBER 30** — Pittsburgh defeats Denver 24-17 in a Divisional Playoff Game.

1985

**JANUARY 27** — Sammy Winder represents the Broncos in the Pro Bowl. **FEBRUARY 18** — Owner Pat Bowlen names John Beake as General Manager and Dan Reeves as Vice President of the club. **MARCH** — Only 82 season ticket accounts are not renewed for the 1985 season, virtually assuring the Broncos of their 16th consecutive sellout season in Mile High Stadium. **DECEMBER 20** — Denver beats Seattle 27-24 to close out the season at 11-5. The Broncos set season records with total yards (5,496) and total points (380). John Elway, who threw for 432 yards against Seattle, set Denver records for total offense (4,144 yards) and passing yards (3,891) for the season, and Karl Mecklenburg's 13 quarterback sacks also set a new Bronco standard.

1986

**FEBRUARY 2** — The Broncos are represented by four players in the Pro Bowl—Rulon Jones, Karl Mecklenburg, Dennis Smith and Louis Wright. **FEBRUARY 26** — Owner Pat Bowlen holds ground breaking ceremonies for 60 luxury Penthouse Suites to be built atop Mile High Stadium's fifth level. **MARCH** — Only 127 season ticket accounts are not renewed for the 1986 season, virtually assuring the Broncos of their 17th consecutive sellout season in Mile High Stadium. **OCTOBER 12** — The Broncos post a 31-14 win over San Diego to equal the best start in team history with 6-0 record. **DECEMBER 13** — Denver, which had clinched AFC Western Division title by virtue of a Seattle win over Los Angeles the previous Monday night, clinches homefield advantage for first playoff game by defeating Washington, 31-30. **DECEMBER 20** — The Broncos conclude regular-season play with their second consecutive 11-5 record. Thirty-five individual and team records are set by the Broncos in 1986. DE Rulon Jones was named the AFC Defensive Player of the Year by UPI, and LB Karl Mecklenburg was named the AFC Player of the Year by the Football News.

1987

**JANUARY 4** — The Broncos post a 22-17 playoff win against New England before 76,105, the largest crowd ever to watch a Denver home game. **JANUARY 11** — The Broncos post a thrilling, 23-20 overtime win over the Cleveland Browns to win the AFC championship and earn a trip to Super Bowl XXI. **JANUARY 18** — A crowd of over 63,000 attends a Mile High Stadium rally before the team's departure for Pasadena. **JANUARY 25** — The Broncos lose to the New York Giants by a 39-20 score in Super Bowl XXI, a game watched by 101,063 at the Rose Bowl and played before a national television audience of 127,000,000. In addition, the game was televised live in 53 other nations. **JANUARY 26** — More than 100,000 fans welcome the Broncos home in a parade through downtown Denver. **FEBRUARY 1** — Six Broncos play in the Pro Bowl—Keith Bishop, John Elway, Rulon Jones, Karl Mecklenburg, Dennis Smith and Sammy Winder. **MARCH** — Only 58 season ticket accounts are not renewed for the 1987 season, virtually assuring the Broncos of their 18th consecutive sellout season in Mile High Stadium, the longest sellout streak in the AFC and the second longest in the NFL. **AUGUST 9** — The Broncos lose 28-27 to the Los Angeles Rams in American Bowl '87, a preseason game played in storied Wembley Stadium in London, England. **SEPTEMBER 22** — The NFL Players Association goes on strike, resulting in the cancellation of games for the weekend of Sept. 28. **OCTOBER 4** — Denver loses 40-10 to Houston in the first of three "replacement" games. **NOVEMBER 29** — Denver grabs a 31-17 win over San Diego in the 400th game for both franchises. The contest also marks Dan Reeves' 100th game as the Broncos' head coach. **DECEMBER 27** — The Broncos win their third AFC West title in four years after shutting out San Diego 24-0 in a blizzard. Denver finishes the season with a 10-4-1 record, becoming the only team in the NFL to post eight 10-win seasons since 1977. Quarterback John Elway is named NFL Most Valuable Player by the Associated Press.

1988

**JANUARY 10** — The Broncos advance to the AFC Championship Game with a 34-10 victory over Houston before 75,968 in Mile High Stadium. **JANUARY 17** — Denver becomes the first AFC team to win consecutive conference championships since Pittsburgh of 1978-79 by defeating Cleveland 38-33. The game garnered a 91 television share in the Denver area, believed to be an all-time national viewing high. **JANUARY 31** — The Broncos lose to Washington 42-10 in Super Bowl XXII in San Diego at Jack Murphy Stadium. **FEBRUARY 6** — Three players represent Denver in the Pro Bowl—Keith Bishop, John Elway and Karl Mecklenburg. **MARCH** — The Broncos are virtually assured of their 19th consecutive sellout campaign as just 91 season ticket accounts are not renewed for the 1988 campaign. **JUNE 3** — The Broncos acquire future Hall of Fame RB Tony



1989

1990

1991

1992

1993

1994

1995

1996

323



## HISTORICAL HIGHLIGHTS, CONT.

with a 24-19 defeat of Oakland, the 126th of his career. The win also secures a perfect 8-0 home record for the season for just the second time in franchise history. **DECEMBER 22** — Elway becomes just the third player in NFL history to pass for more than 45,000 yards in a career. Terrell Davis wins the AFC rushing crown with a then franchise-record 1,538 yards while also posting franchise bests in carries (345), rushing touchdowns (13) and total touchdowns (15). The team ties for the NFL's best record (13-3; ties for best in franchise history) and ranks first in the league in total offense and rushing offense as well as fourth in total defense, including a No. 1 mark against the run. Franchise records are set for points scored (391), highest average gain per rush (4.5; tie with 1995 team), fewest rushing yards allowed (1,331) and fewest rushing first downs allowed (67). **DECEMBER 26** — Terrell Davis is named NFL Offensive Player of the Year by the Associated Press and joins three other Broncos as first-team All-Pro performers—Shannon Sharpe, Alfred Williams and Gary Zimmerman.

1997

**JANUARY 4** — Denver hosts its first playoff game since Jan. 4, 1992, as the Jacksonville Jaguars come to Mile High Stadium for an AFC Divisional Playoff contest. **FEBRUARY 2** — Denver is represented in the annual AFC-NFC Pro Bowl in Honolulu by safety Tyrone Braxton, running back Terrell Davis, defensive tackle Michael Dean Perry, linebacker Bill Romanowski, tight end Shannon Sharpe and defensive end Alfred Williams. Safety Steve Atwater, quarterback John Elway and tackle Gary Zimmerman also are selected but do not play in the game because of injury. **FEBRUARY 4** — The Broncos unveil new uniforms featuring the traditional Broncos orange with a navy blue, and a new helmet logo that features a powerful, dynamic Bronco. **MARCH** — The Broncos are selected to face Miami in an American Bowl '97 contest in Mexico City, Mexico. The appearance marks the Broncos' sixth in an American Bowl, tying the club with San Francisco for most in the NFL since American Bowl games began being played in 1985. **AUGUST 4** — Denver and Miami meet in Mexico City, Mexico, in an American Bowl '97 contest won by the Dolphins, 38-19, at Estadio Guillermo Canedo. **SEPTEMBER 21** — Running back Terrell Davis sets a franchise single-game record by rushing for 215 yards in a 38-20 win over Cincinnati at Mile High Stadium. **OCTOBER 6** — Denver defeats New England 34-13 in a Monday night battle of the league's two remaining unbeaten, representing the furthest into a season that two undefeated teams have met on *Monday Night Football*. **OCTOBER 26** — The Broncos defeat the Bills 23-20 in overtime at Buffalo's Rich Stadium, a mere 15 hours after arriving in Buffalo due to a severe snowstorm that dumped more than a foot of snow on the Denver area with drifts piled several feet higher in some areas. The Broncos' chartered flight leaves Denver 10 hours late at 8 p.m. (MT) Saturday, Oct. 25, after an ordeal that involves numerous players' vehicles being stranded in snowdrifts trying to reach the team buses at Broncos headquarters. Several players make their way to headquarters by way of snowmobiles after being picked up by citizens. **NOVEMBER 2** — John Elway sets two milestones and earns AFC Offensive Player of the Week honors on this day as the Broncos defeat Seattle 30-27 at Mile High Stadium. With 252 passing yards, Elway moves past Fran Tarkenton into second place all-time in NFL passing yardage, and his 276 total yards make him just the third player in NFL history to top the 50,000-yard plateau. **NOVEMBER 9** — Cornerback Darrien Gordon ties an NFL record by returning two punts for touchdowns in the same quarter, a feat previously accomplished just twice in NFL history. **DECEMBER 21** — Denver closes its regular season with a 38-3 victory over San Diego to secure its second consecutive undefeated regular season at home, becoming only the third NFL team to do so since the schedule expanded to 16 games in 1978. The Broncos set new franchise records by posting nine double-digit victories in one season and scoring more than 30 points in nine different games. **DECEMBER 27** — The Broncos defeat Jacksonville 42-17 in an AFC Wild Card Game at Mile High Stadium to record their first playoff victory since Jan. 4, 1992. In the game, Denver sets club postseason records for rushing yards (310), total yards (511), rushing attempts (49), points in a quarter (21; 4th quarter), total points (42), first downs (28), rushing first downs (18) and third-down efficiency (75%). Terrell Davis rushes for a club postseason record 184 yards and is complemented by Derek Loville's 103 yards rushing, making Denver just the third team in NFL postseason history to post two 100-yard rushers in the same game. Instrumental in the performance is the offensive line, which, as a unit, is named NFL Offensive Player of the Week. It marks just the second time in NFL history—and first in the postseason—that an Offensive Line is named Player of the Week.

1998

**JANUARY 4** — Denver wins a road playoff game for only the second time in franchise history by defeating the Chiefs 14-10 in an AFC Divisional Playoff Game at Kansas City's Arrowhead Stadium. **JANUARY 11** — The Broncos win their fifth AFC Championship by topping the Steelers 24-21 at Pittsburgh's Three Rivers Stadium. The win makes Denver just the fifth Wild Card team to advance to the Super Bowl since the Wild Card format was adopted in 1970. **JANUARY 25** — The Broncos claim their first World Championship with a 31-24 victory over defending champion Green Bay in Super Bowl XXXII at Qualcomm Stadium in San Diego. The Broncos become the first team from the American Football Conference in 14 years to win the Super Bowl and only the second Wild Card team ever to do so. Running back Terrell Davis sets a Super Bowl record with three rushing touchdowns to claim the Pete Rozelle Award as the game's Most Valuable Player. Davis finishes with 157 yards rushing and ties the Super Bowl record for total touchdowns (3) and points scored (18). **JANUARY 27** — An estimated 650,000 fans gather in downtown Denver for a victory parade and rally to honor the World Champion Denver Broncos. The parade follows a route along 17th street, from Wynkoop to Broadway, and then along Broadway for several blocks before working its way to the steps of the Denver City and County Building, where a rally is held. Broncos owner Pat Bowlen, head coach Mike Shanahan, quarterback John Elway, running back Terrell Davis, Colorado Governor Roy Romer and Denver Mayor Wellington Webb address the sea of Broncos fans who pack the grounds in front of the stage, and Elway and Davis are honored with street signs bearing their names. **FEBRUARY 1** — The Broncos are represented in the annual AFC-NFC Pro Bowl in Honolulu by running back Terrell Davis, center Tom Nalen, tight end Shannon Sharpe and defensive end Neil Smith. Quarterback John Elway also is selected but opts not to play in the game due to injury. **APRIL 22** — Colorado Governor Roy Romer signs into law SB 171, a bill authorizing voters to decide upon a ballot issue that would appropriate tax money to partially fund a new football stadium in Denver. **JUNE 5** — Broncos players and coaches receive their Super Bowl rings in a private ceremony at team headquarters. **JUNE 16** — The Denver Broncos travel to Washington, D.C., for a special ceremony in which they are honored by President Bill Clinton at the White House for their victory in Super Bowl XXXII. Terrell Davis delivers to the President a Broncos jersey number "11" with "Clinton" on the back. **SEPTEMBER 21** — The Denver Broncos and San Diego Chargers are selected to play the first NFL game in Australia, an American Bowl '99 contest on Sunday, Aug. 8, at Stadium Australia at Homebush Bay in Sydney. **OCTOBER 25** — Broncos kicker Jason Elam ties a 28-year old NFL record by making a 63-yard field-goal attempt vs. Jacksonville at Mile High Stadium. The record-voting kick comes in the final seconds of the first half in a game won by the Broncos, 37-24. **NOVEMBER 3** — Denver-area voters approve a ballot issue to appropriate tax money to partially fund a new football stadium in Denver. The Broncos would begin play in the new stadium at the beginning of the 2001 season. **NOVEMBER 22** — Broncos quarterback John Elway becomes just the second player in NFL history to compile 50,000 yards passing during a career, joining Miami's Dan Marino. Elway reaches the plateau on a 5-yard completion to wide receiver Willie Green in the first quarter of a 40-14 win over Oakland at Mile High Stadium. **NOVEMBER 29** — The Broncos clinch the AFC West division title for the ninth time in franchise history with a 31-16 win at San Diego. **DECEMBER 6** — The Broncos tie an NFL record by winning their 18th game in a row (regular and postseason combined) with a 35-31 comeback defeat of Kansas City at Mile High Stadium. The win also gave the Broncos a 13-0 record to begin the season. **DECEMBER 27** — The Broncos close the regular season with a 14-2 record, best in franchise history, by virtue of a 28-21 win over Seattle. It marks the third consecutive season in which the club went undefeated at home as it joins just three other teams in NFL history to accomplish the feat and becomes the first to do so since the 16-game schedule was instituted in 1978. In the game, Terrell Davis rushes for 178 yards to finish with 2,008 for the season and 6,413 for his career, overtaking Floyd Little (6,323) as the club's all-time leading rusher. He becomes just the fourth player in NFL history to rush for more than 2,000 yards in a season, joining Eric Dickerson (2,105 in 1984), Barry Sanders (2,053 in 1997) and O.J. Simpson (2,003 in 1973), and also sets Broncos single-season records for rushing attempts (392), rushing touchdowns (21), touchdowns (23), points scored (138), total yards from scrimmage (2,225) and 100-yard games (11). Davis is named NFL Most Valuable Player by the Associated Press and is a unanimous All-NFL selection along with tight end Shannon Sharpe. The Broncos set franchise single-season records for rushing touchdowns (26), passing

touchdowns (32), total touchdowns (62), points scored (501), first downs (347), rushing yards (2,468), total yards (6,092), highest average gain per play (5.9), PATs made (58) and attempted (59) and punting average (46.2).

## 1999

**JANUARY 9** — Denver defeats Miami 38-3 in an AFC Divisional Playoff Game at Mile High Stadium to win its fifth consecutive postseason contest. It is Denver's largest winning margin in the postseason, and the team sets postseason defensive records for rushing yards (14), rushing average (1.1) and points (3) allowed. Terrell Davis' 199 rushing yards represent the fourth-highest single-game total in NFL postseason history. **JANUARY 17** — Denver defeats the New York Jets 23-10 in the AFC Championship Game at Mile High Stadium to reserve its sixth Super Bowl trip, an AFC record. **JANUARY 31** — Denver defeats Atlanta 34-19 in Super Bowl XXXIII at Pro Player Stadium in Miami, Fla., to claim its second consecutive World Championship. Denver becomes just the sixth franchise in league history to win back-to-back Super Bowls, joining Green Bay (Super Bowls I and II), Miami (VII and VIII), Pittsburgh (IX and X; XIII and XIV), San Francisco (XXII and XXIV) and Dallas (XXVII and XXVIII). John Elway is named Most Valuable Player of Super Bowl XXXIII, passing for 336 yards and a touchdown, and rushing for another score. Terrell Davis (102 yds.) sets an NFL record by rushing for 100 yards in his seventh consecutive postseason contest, and fullback Howard Griffith rushes for two touchdowns. Rod Smith's 80-yard touchdown reception from Elway stands as the second-longest play from scrimmage in Super Bowl history and defensive tackle Mike Lodish sets an NFL record by playing in his sixth Super Bowl (4 with Buffalo, 2 with Denver). Cornerback Darrien Gordon's 108 yards on two interception returns establish a Super Bowl record and also make him the Super Bowl career leader for interception-return yards. **FEBRUARY 1** — The Broncos return to Denver from Miami and are greeted by an estimated 375,000 fans lining a parade route that takes the team through downtown, along Broadway, to a rally at Civic Center Park. From the steps of the Denver City and County Building, Broncos players and coaches thank the fans for their support and share the victory with them. Broncos owner Pat Bowlen, head coach Mike Shanahan, quarterback John Elway, running back Terrell Davis, Colorado Governor Bill Owens and Denver Mayor Wellington Webb address the crowd. **FEBRUARY 7** — The Broncos are represented in the annual AFC-NFC Pro Bowl in Honolulu by a franchise-record 10 players—safety Steve Atwater, running back Terrell Davis, kicker Jason Elam, quarterback John Elway, tackle Tony Jones, wide receiver Ed McCaffrey, center Tom Nalen, linebacker Bill Romanowski, guard Mark Schlereth and tight end Shannon Sharpe. Davis and Sharpe are unable to play in the game due to injury. **APRIL 10** — Chinese Premier Zhu Rongji visits the Paul D. Bowlen Memorial Broncos Centre as part of a nine-day U.S. tour to promote trade with China. The Premier requested the visit as one of the highlights of his trip, and said, "It is a pleasure to visit the home of the Broncos. They are the champions of American football." **MAY 2** — John Elway announces his retirement in a press conference at the Inverness Hotel and Golf Club in Englewood. **JUNE 6** — Broncos players, coaches and staff receive their Super Bowl rings in a private ceremony followed by a party at the Broadmoor in Colorado Springs, Colo. **AUGUST 7** — Denver defeats San Diego 20-17 in American Bowl '99 at Stadium Australia, in Sydney, Australia, site of the 2000 Summer Olympics. It is the first NFL game played on the Australian continent. **SEPTEMBER 13** — John Elway is inducted into the Denver Broncos Ring of Fame in a ceremony held at halftime of Denver's season-opening Monday night game vs. Miami. He is the 16th inductee into the prestigious group—the first since 1993 (Louis Wright)—and the first for whom the traditional five-year waiting period is waived. Elway's family No. 7 is also retired on this night, assuring that the number he wore for 16 brilliant seasons will never be worn again by a Bronco. **SEPTEMBER 26** — Broncos tight end Shannon Sharpe becomes the leading receiver in franchise history, catching five passes for 39 yards against Tampa Bay at Raymond James Stadium to surpass the previous standards held by Lionel Taylor (543-6,872). Sharpe finishes the day at 547 receptions and 6,897 yards. **OCTOBER 3** — Kicker Jason Elam becomes the Broncos' all-time leading scorer, surpassing Jim Turner (742 points) in Denver's game vs. the New York Jets at Mile High Stadium. Elam's seven points (2 field goals, 1 PAT) raise his career total to 748 points. **OCTOBER 17** — Denver has two players post 100 or more receiving yards in the same game for the first time in franchise history as Byron Chamberlain (123 yards) and Ed McCaffrey (116) both top the century mark in Denver's 31-10 defeat of Green at Mile High Stadium. **DECEMBER 19** — Denver linebacker Glenn Cadrez returns a fumble 37 yards for a touchdown in overtime to lift the Broncos over the Seattle Seahawks, 36-30. It is just the second overtime game in NFL history to be decided by a fumble return for a touchdown. In the contest, Jason Elam became the franchise's all-time leader in successful PATs and attempted field goals, passing Jim Turner in both categories.

## 2000

**JANUARY 2** — Running back Olandis Gary sets franchise rookie rushing record by finishing the 1999 season with 1,159 yards on 276 carries. Also, wide receiver Rod Smith tops the 1,000-yard receiving mark for the third consecutive season—a franchise record—and rookie return man Chris Watson sets a franchise single-season record for kickoff returns (48) in Denver's season-finale vs. San Diego at Mile High Stadium. **FEBRUARY 6** — The Broncos are represented at the annual AFC-NFC Pro Bowl in Honolulu by center Tom Nalen, defensive tackle Trevor Pryce and fullback/special teams player Detron Smith. **MAY** — The Broncos conclude season ticket renewals and waiting list additions for 2000, leading to an anticipated 31st consecutive season of sellouts at Mile High Stadium. **SEPTEMBER 10** — The Broncos begin their final season of play at Mile High Stadium with a 42-14 win over Atlanta before a crowd of 75,466 in the home opener. **SEPTEMBER 17** — Broncos rookie running back Mike Anderson becomes just the ninth player in NFL history to rush for more than 100 yards in each of his first two NFL games, picking up 187 in a win at Oakland. He had 131 the previous week vs. Atlanta. **NOVEMBER 13** — Denver defeats Oakland 27-24 in the final *Monday Night Football* game at Mile High Stadium on a 41-yard field goal by Jason Elam as time expired. Overall, the Broncos were 15-6-1 in the 22 Monday night games played at Mile High from 1973-2000. **NOVEMBER 19** — The Broncos improve to 7-4 with the second-largest fourth-quarter comeback in franchise history, overcoming a 34-17 deficit to beat the San Diego Chargers 38-37. Quarterback Gus Frerotte, replacing the injured Brian Griese, broke Frank Tripucka's 38-year-old franchise passing record (447) with 462 passing yards and tied the team record with five touchdown passes. **DECEMBER 3** — Mike Anderson rushes for 251 yards in a 38-23 win at New Orleans to set an all-time NFL rookie rushing record for a single game. He also broke the franchise single-game rushing mark by posting the fourth best rushing day by any player in NFL history, and set a Broncos record with four touchdowns in the game. Jason Elam also set an NFL record, converting his 304th consecutive point-after attempt, breaking Norm Johnson's previous record of 303. **DECEMBER 23** — The Broncos play their final game ever at Mile High Stadium, defeating San Francisco 38-9 before the second-largest crowd in the stadium's history, 76,098. It was the largest crowd ever for a Broncos regular season game, and those in attendance were treated to an outstanding performance from the home team on this historic day. The Broncos set franchise single-season records for passing yards (4,243) and total yards (6,554) with the latter figure ranking fifth in NFL history. Ed McCaffrey and Rod Smith each hit the 100-catch mark for the season—becoming just the second pair of teammates to do so in the same season in NFL history—with McCaffrey (101) breaking Lionel Taylor's 39-year old franchise record (100) while Smith ties it. Smith shatters the club record with 1,602 receiving yards for the season. Running back Mike Anderson sets franchise rookie rushing records with 1,487 yards and 15 touchdowns for the season.

## 2001

**FEBRUARY 4** — The Broncos are represented at the annual AFC-NFC Pro Bowl in Honolulu by quarterback Brian Griese, center Tom Nalen, defensive tackle Trevor Pryce and wide receiver Rod Smith. Griese and Nalen are unable to play because of injuries. **MAY** — The Broncos conclude season ticket renewals and waiting list additions for 2001, leading to an anticipated 32nd consecutive season of home sellouts, in their first season at INVESCO Field at Mile High. **AUGUST 25** — The Broncos play their first preseason game at INVESCO Field at Mile High vs. the New Orleans Saints, winning 31-24. **SEPTEMBER 10** — The Broncos officially christen INVESCO Field at Mile High with a season-opening 31-20 win over the New York Giants on *Monday Night Football*. The game is marred only by the broken left leg suffered by wide receiver Ed McCaffrey and further put out of the spotlight the next morning by the terrorist attacks on the United States. **SEPTEMBER 23** — Wide receiver Rod Smith sets a team record with 14 receptions in a 38-17 win at Arizona. **OCTOBER 7** — Cornerback Deltha O'Neal ties an NFL record by becoming the 18th player in league history (19th time) to intercept four passes in one game in Denver's 20-6 defeat of Kansas City at INVESCO Field at Mile High. He joins former Broncos Austin "Goose" Gonsoulin (1960) and Willie Brown (1964) on that list. **NOVEMBER 5** — Kicker Jason Elam becomes one of just 30 players in NFL history to score 1,000 career points, converting four field goals in a 38-28 loss at Oakland on *Monday Night Football*. His second field goal also accounts for the 20,000th point scored in the history of *Monday Night Football*. **NOVEMBER 22** — The Broncos defeat the Dallas Cowboys 26-24 at Texas Stadium on Thanksgiving Day, marking the club's first Thanksgiving Day appearance since 1990.

## HISTORICAL HIGHLIGHTS, CONT.

### 2002

**JANUARY 28** — Ted Sundquist is promoted to general manager after six years as director of college scouting. **FEBRUARY 4** — The Broncos are represented in the annual AFC-NFC Pro Bowl in Honolulu by tight end Dwayne Carswell, kicker Jason Elam, linebacker/special teams player Ian Gold, cornerback Deltha O'Neal, defensive tackle Trevor Pryce, wide receiver Rod Smith and linebacker Al Wilson. Pryce and Smith are unable to play because of injuries. **MAY** — The Broncos conclude season ticket renewals and waiting list additions for 2002, leading to an anticipated 33rd consecutive season of home sellouts. **OCTOBER 20** — Tight end Shannon Sharpe sets an NFL record for a tight end and a franchise receiving record with 214 receiving yards in 13 receptions, including two touchdowns, in Denver's 37-34 come-from-behind overtime win at Kansas City. **DECEMBER 15** — Rookie running back Clinton Portis ties a Broncos record by becoming just the second player in franchise history to score four touchdowns in a game. He scores three times by rush and once receiving in Denver's 31-24 win over Kansas City at INVESCO Field at Mile High. **DECEMBER 29** — Running back Clinton Portis closes his rookie season with a 228-yard rushing effort in a win vs. Arizona at INVESCO Field at Mile High to finish the season with a franchise rookie-record 1,508 rushing yards, the fifth-best rushing season by a rookie in NFL history. His 228 rushing yards tie for the best effort in the NFL in 2002 and tie for the fourth-most by a rookie in a single game in NFL history. Additionally, Portis' two touchdowns on the day give him 17 for the season (15 rushing, 2 receiving), tied for third-most by a rookie in NFL history. For the season, he also posts the second-best yards-per-carry average (5.52) for a rookie in league history.

### 2003

**JANUARY 7** — Running back Clinton Portis is named NFL Offensive Rookie of the Year by the Associated Press. He is the third Bronco to be named either offensive or defensive Rookie of the Year, joining running back Mike Anderson (2000) and linebacker Mike Croel (1991). **JANUARY 20** — Larry Cover is promoted from linebackers coach to defensive coordinator. **FEBRUARY 2** — The Broncos are represented in the annual AFC-NFC Pro Bowl in Honolulu by defensive end Trevor Pryce and linebacker Al Wilson. **MARCH 17** — The Broncos announce that the club will hold training camp in 2003 at its permanent facility in Dove Valley in suburban Denver after 21 years at the University of Northern Colorado in Greeley. **APRIL 18** — Construction begins at the Broncos' Dove Valley training complex on a third outdoor practice field, to feature a FieldTurf™ artificial surface. **MAY** — The Broncos conclude season ticket renewals and waiting list additions for 2003, leading to an anticipated 34th consecutive season of home sellouts. **JUNE 10** — Crews begin to install FieldTurf™ surface on new third practice field, initiating a two-week installation process. **JULY 24** — The Broncos open training camp at the Paul D. Bowlen Memorial Broncos Centre, the first training camp to be held at the team's permanent training facility in suburban Denver. **NOVEMBER 16** — Wide receiver Rod Smith returns a punt 65 yards for a touchdown vs. San Diego. Coupled with Deltha O'Neal's 57-yard punt return for a score in the Broncos previous game vs. New England (Nov. 3), the Broncos become the first team in NFL history to have a different player return a punt for a touchdown in back-to-back games. **DECEMBER 14** — Jason Elam scores his 1,300th career point, reaching that milestone in fewer games than any player in NFL history (170). **DECEMBER 21** — The Broncos defeat Indianapolis 31-17 at the RCA Dome in an ESPN-televised Sunday night game to clinch the organization's first playoff berth since the 2000 season. In the game, Rod Smith passes Terrell Davis (8,887 yards) for the most career total yards from scrimmage by a Bronco, and Shannon Sharpe passes Henry Elard (814) for ninth place on the all-time NFL receptions list.

### 2004

**JANUARY 31** — John Elway is elected to the Pro Football Hall of Fame in his first year of eligibility, becoming the first Bronco in the Hall to have played his entire career with the team. Elway joins Bob Brown, Carl Eller and Barry Sanders in the Hall of Fame's Class of 2004 with enshrinement scheduled for Aug. 8. **FEBRUARY 8** — The Broncos are represented in the annual AFC-NFC Pro Bowl in Honolulu by center Tom Nalen, running back Clinton Portis and linebacker Al Wilson. **MID-FEBRUARY** — Construction begins on a \$4 million renovation and expansion project to upgrade the team's headquarters, the Paul D. Bowlen Memorial Broncos Centre, in suburban Denver. Included in the project is a new strength and conditioning center that houses the team's weight room, an indoor conditioning area and a new home for the field-maintenance department. The new weight room is approximately 9,000 square feet in size, nearly three times the size of the previous weight room. Also included in the renovation project is an expanded training room and a cafeteria that seats approximately 120. **MAY** — The Broncos conclude season ticket renewals and waiting list additions for 2004, leading to an anticipated 35th consecutive season of home sellouts. **JULY** — The \$4 million renovation and expansion of the team's permanent training facility is completed in time for the opening of training camp. **SEPTEMBER 24** — Mike Shanahan becomes one of an elite group of coaches to post 100 total wins in their first 10 seasons with one club with Denver's 23-13 triumph over San Diego. **OCTOBER 10** — Reuben Droughns' 193 rushing yards against Carolina mark the most by a Broncos player in his first start at running back and the ninth-highest regular-season game total in franchise history (10th most in any game). **NOVEMBER 7** — After a three-catch, 29-yard, one-touchdown performance against Houston, wide receiver Rod Smith passes Shannon Sharpe to become the franchise leader in receptions and touchdown receptions passing Sharpe's totals of 675 and 55, respectively. **DECEMBER 5** — Kicker Jason Elam, in his 184th outing, against San Diego becomes the fastest NFL player to eclipse the 1,400-point plateau, reaching the milestone faster than Nick Lowery's mark of 203 contests. **DECEMBER 25** — On Christmas night, the Broncos defeat the Tennessee Titans 37-16 in Nashville, earning Shanahan his 100th regular-season win as Broncos head coach.

### 2005

**JANUARY 2** — Quarterback Jake Plummer brings his final season passing yards total to a franchise-record 4,089 yards in the regular-season finale against Indianapolis. In the same game, he ties John Elway's franchise record with 27 touchdown passes in a single season. Linebacker D.J. Williams becomes the first rookie in franchise history to lead the team in tackles with 114. The Broncos' offense yields a franchise-low 15.0 sacks, marking the third-fewest in the NFL for the year. The team earns its second consecutive trip to the postseason. **FEBRUARY 13** — Newcomers John Lynch and Champ Bailey both play in the Pro Bowl. **MARCH** — The renovation of the locker room at the team's headquarters, the Paul D. Bowlen Memorial Broncos Centre, is complete. **MAY** — The Broncos conclude season ticket renewals and waiting list additions for 2005, leading to an anticipated 36th consecutive season of home sellouts. **SEPTEMBER 26** — Wide receiver Rod Smith becomes the first undrafted player in NFL history to reach 10,000 career receiving yards with a 19-yard catch from Jake Plummer in the third quarter of a home *Monday Night Football* game against the Chiefs. **OCTOBER 16** — The Broncos tie an NFL record by not committing a turnover for the fourth consecutive game during their victory against New England. **NOVEMBER 24** — Jake Plummer's streak of consecutive passes without an interception ends at 229 attempts with a second-quarter interception at Dallas in the Broncos' 24-21 overtime win against the Cowboys on Thanksgiving Day. Plummer's 229 attempts without an interception lasted eight complete games and 34 quarters and was the fourth-longest in the NFL since 1996. **DECEMBER 11** — Mike Shanahan becomes the Broncos' all-time leader in career victories, collecting his 118th career win with Denver's 12-10 win against Baltimore at INVESCO Field at Mile High. Champ Bailey records an interception for the fifth consecutive game, setting a franchise record. **DECEMBER 17** — With a win at Buffalo, the Broncos clinch a playoff berth for the third consecutive season, tying for the longest streak of consecutive postseason appearances in franchise history. **DECEMBER 24** — The Broncos defeat the Oakland Raiders 22-3 on Dec. 24 at INVESCO Field at Mile High to post a perfect home record (8-0) for the fifth time in team history. The win also clinched the club's 10th division title and first since the 1998 season as well as the No. 2 seed in the AFC Playoffs. **DECEMBER 31** — Denver concludes the regular season with a 23-7 win at San Diego, putting the team's record at 13-3 to tie for the second-most wins in a season in franchise history. The Broncos finish the year with their second consecutive No. 5 NFL ranking in overall offense (360.4 ypg.) and post the second-highest rushing total (2,539 yds.) in club annals. Denver's run defense ranks second in the NFL (85.2 ypg.) and records the third-best single-season mark in team history. The Broncos finish the year ranked second in the NFL with a +20 turnover ratio and set a franchise record with a league-low 16 giveaways. Wide receiver Rod Smith totals his eighth 1,000-yard receiving season (1,105 yds.). The Broncos become only the third team in NFL history to have two 900-yard rushers (Mike Anderson, Tatum Bell), a 1,000-yard receiver (Rod Smith) and a 3,000-yard passer (Jake Plummer) in the same season.

## 2006

**JANUARY 14** — The Broncos defeat the Patriots 27-13 in an AFC Divisional Playoff Game to mark the club's first postseason victory at INVESCO Field at Mile High and propel the team to the AFC Championship Game. The win, which was Denver's first in the postseason since defeating Atlanta to capture Super Bowl XXXIII on Jan. 31, 1999, ended the Patriots' NFL-record 10-game postseason winning streak and halted the title hopes of the two-time defending Super Bowl champions. Kicker Jason Elam becomes Denver's all-time postseason leader in points and field goals against the Patriots. In addition, the win gave Head Coach Mike Shanahan more postseason victories (8) than any coach in Broncos history. **JANUARY 22** — The Broncos host the Steelers in the AFC Championship game at INVESCO Field at Mile High but lose 34-17, marking the club's first home loss in a conference championship game (4-1). **FEBRUARY 12** — Cornerback Champ Bailey, safety John Lynch, wide receiver Rod Smith and linebacker Al Wilson play in the Pro Bowl. **FEBRUARY 22** — Quarterback Jake Plummer was selected to play in the all-star game as an alternate but was unable to participate due to an injury. **FEBRUARY 22** — The Broncos extended the contract of General Manager Ted Sundquist through the 2008 season with an option for the 2009 campaign. **APRIL 29** — On the first day of the 2006 NFL Draft, the Broncos acquire the 11th overall pick from St. Louis (in exchange for the 15th overall pick and a 2006 third-round choice) and select highly touted Vanderbilt quarterback Jay Cutler. **MAY** — The Broncos conclude season ticket renewals and waiting list additions for 2006, leading to an anticipated 37th consecutive season of home sellouts. **SEPTEMBER 10** — In the Broncos' season opener at St. Louis, wide receiver Rod Smith becomes the 15th player in NFL history to record 800 career receptions. **OCTOBER 9** — Head Coach Mike Shanahan coaches his 200th career regular season game against Baltimore on *Monday Night Football* as the Broncos defeat the Ravens 13-3. Shanahan's 125 wins through his first 200 games tie for the third most by a coach in the Super Bowl era (since 1966). **OCTOBER 22** — By allowing only one touchdown in its 17-7 win at Cleveland, Denver becomes the first team since the 1934 Detroit Lions to allow two or fewer touchdowns through its first six games of a season. **NOVEMBER 5** — The Broncos play their 70th all-time regular season game at Pittsburgh and defeat the Steelers 31-20. **NOVEMBER 23** — The Broncos visit the Chiefs on Thanksgiving Night in the first-ever game broadcast live by NFL Network but suffer a 19-10 loss to Kansas City. **NOVEMBER 27** — Rookie Jay Cutler is named the Broncos' starting quarterback by Head Coach Mike Shanahan at a Monday press conference, replacing Jake Plummer. **DECEMBER 3** — Jay Cutler makes the first start of his career in a *Sunday Night Football* game against Seattle at INVESCO Field at Mile High. He completes 10-of-21 passes for 143 yards with two touchdowns and two interceptions as Denver loses to the Seahawks, 23-20. **DECEMBER 24** — With two touchdown passes against Cincinnati, Jay Cutler becomes the first rookie in NFL history to throw multiple touchdown passes in each of his first four games. **DECEMBER 31** — Denver concludes the regular season with a 26-23 overtime loss at home to San Francisco, ending the club's three-year streak of advancing to the playoffs. The Broncos finish the year with a 9-7 record, marking their fifth consecutive year with a winning record to tie for the longest such streak in franchise history. Cornerback Champ Bailey ties for the NFL lead with 10 interceptions, the second-highest total in franchise history, and leads the league with 11 takeaways as he finishes second in voting for NFL Defensive Player of the Year (Associated Press). Quarterback Jay Cutler posts the second-highest touchdown percentage (6.6) among NFL rookies since 1970 (min. 125 attempts). Running back Tatum Bell records the first 1,000-yard rushing season of his career with 1,025 rushing yards while running back Mike Bell posts the fourth-highest rushing total (677) by any undrafted rookie in the NFL since 1967. Kicker Jason Elam sets a franchise single-season record for field-goal accuracy (93.1%) by connecting on 27-of-29 attempts. Denver sets a franchise record for a 16-game season by committing only 67 penalties for a club all-time low of 478 yards.

## 2007

**JANUARY 1** — Cornerback Darrent Williams, a 2005 second-round draft choice by the Broncos, dies at age 24. The entire football team travels by charter flight to Fort Worth, Texas, to attend his funeral on January 6. **FEBRUARY 10** — Cornerback Champ Bailey and safety John Lynch play in the Pro Bowl while linebacker Al Wilson, selected to the all-star game, does not play because of a thumb injury. **FEBRUARY 24** — Running back Damien Nash, a second-year player who completed his first season with the Broncos in 2006, dies at age 24. A large contingent of his teammates attends his funeral in St. Louis on March 5. **APRIL 10** — Broncos President and CEO Pat Bowlen is inducted into the Colorado Sports Hall of Fame. **APRIL 12** — Broncos safety John Lynch is named winner of the National Football League Players Association's Byron "Whizzer" White Award. **MAY** — The Broncos conclude season ticket renewals and waiting list additions for 2007, leading to an anticipated 38th consecutive season of home sellouts. **SEPTEMBER 23** — Terrell Davis is inducted into the Denver Broncos Ring of Fame in a ceremony held at halftime of Denver's game against Jacksonville. He is the 21st inductee into the prestigious group. **NOVEMBER 19** — In front of a national television audience on *Monday Night Football*, the Broncos score four touchdowns of at least 40 yards (2 pass, 1 rush, 1 punt return) in the same game for the first time in club history en route to defeating Tennessee 34-20. **DECEMBER 31** — The Broncos conclude their 2007 season with a 7-9 record following their 22-19 overtime victory at home against Minnesota. Denver's 7-9 record ended its club-record tying seven-year streak of posting at least a .500 winning percentage. Kicker Jason Elam's 30-yard field goal in overtime proves to be the game winner, making him the NFL's first kicker since the 1970 NFL merger to convert four game-winning walk-off field goals in the same year. Wide receiver Brandon Marshall totals his third 10-catch game (114 yds., 1 TD) in the last four weeks and finishes the year with the third-most receptions (102) by a second-year player in NFL history while posting the second and third-best respective single-season outputs for catches and receiving yards (1,325) by a Bronco in club annals. Selvin Young becomes the first undrafted player ever to lead Denver in rushing, posting the third-most rushing yards (729) by an undrafted rookie in NFL history.

## 2008

**JANUARY 11** — Joe Ellis is promoted to Chief Operating Officer for the Broncos. Ellis spent the previous 10 seasons as the Broncos' Executive Vice President of Business Operations. **FEBRUARY 2** — Tackle Gary Zimmerman is elected to the Pro Football Hall of Fame and joins John Elway as the second player who spent a primary portion of his career with the Broncos to be honored by the Hall. Zimmerman is joined in his class by Fred Dean, Darrell Green, Art Monk, Emmitt Thomas and Andre Tippett with enshrinement ceremonies scheduled for Aug. 2. **FEBRUARY 10** — Cornerback Champ Bailey and safety John Lynch both start in the Pro Bowl with both players making their fourth consecutive all-star appearances. Bailey's eight career Pro Bowl selections tie for the second most by a cornerback in NFL history while Lynch's nine career all-star selections rank second among safeties in league annals. **FEBRUARY 15** — Wide receiver Rod Smith, the Broncos' all-time leading receiver who spent the entire 2007 campaign on the physically unable to perform list due to a hip injury, is placed on the reserve/retired list. **FEBRUARY 19** — Bob Howsam, the founding owner of the Broncos who brought professional football to Denver, passes away. He helped form the American Football League in 1959 and also spearheaded the construction of Bears Stadium, which was later expanded to become Mile High Stadium. **MAY 6** — Jim Goodman is promoted to Vice President of Football Operations/Player Personnel for the Broncos. **MAY** — The Broncos conclude season ticket renewals and waiting list additions for 2008, leading to an anticipated 39th consecutive season of home sellouts. **SEPTEMBER 14** — In a 39-38 win over San Diego, the Broncos become just the third team in NFL history to give up the opportunity for a tie and win a game with a two-point conversion. Wide receiver Brandon Marshall's 18 receptions are a franchise record and tie for the second-highest single-game total in NFL history. **NOVEMBER 6** — With their 34-30 comeback win at Cleveland on *Thursday Night Football*, the Broncos become just the second original AFL team to reach 400 overall victories. **DECEMBER 28** — Denver concludes the 2008 season with an 8-8 record following a 52-21 loss at San Diego in a game that decided the AFC West champion. Quarterback Jay Cutler's 4,526 passing yards for the year were a club single-season record and made him just the third player in league history with three years' experience or less to reach the 4,500-yard passing mark. With 104 catches, wide receiver Brandon Marshall becomes just the second Bronco in club history with consecutive 100-reception outputs. Wide receiver Eddie Royal posts the second-most receptions (91) by a rookie in NFL history. The Broncos set a club record and tie for the NFL lead in fewest sacks allowed (12). **DECEMBER 30** — Mike Shanahan is relieved from his position as Executive Vice President of Football Operations/Head Coach of the Broncos. Shanahan guided Denver to consecutive Super Bowl victories in 1997-98 along with seven postseason berths and finished his 14-year head coaching career as the franchise's all-time winningest coach with a 146-91 (.616) overall record.



## HISTORICAL HIGHLIGHTS, CONT.

### 2009

**JANUARY 12** — Josh McDaniels is introduced as the 12th head coach in Broncos history after spending eight seasons on the coaching staff of the New England Patriots, helping the club win three Super Bowl titles. **FEBRUARY 8** — Quarterback Jay Cutler, wide receiver Brandon Marshall and center Casey Wiegmann play in the Pro Bowl. **FEBRUARY 12** — Brian Xanders is promoted to general manager after spending the 2008 season as Denver's assistant general manager. **APRIL 2** — The Broncos acquire quarterback Kyle Orton along with a first-round pick in 2009 and '10 as well as a third-round pick in '09 from the Bears in exchange for quarterback Jay Cutler and a fifth-round pick in '09. **MAY** — The Broncos conclude season ticket renewals and waiting list additions for 2009, leading to an anticipated 40th consecutive season of home sellouts. **MAY 12** — Tight end Shannon Sharpe is elected as the 22nd member of the Broncos Ring of Fame. **SEPTEMBER 13** — Denver kicks off its 50th season of professional football as one of eight original American league teams. With Denver trailing Cincinnati 7-6 with 28 seconds to play in their season opener, Kyle Orton's pass intended for Brandon Marshall is tipped by a Bengals defender into the hands of Broncos wide receiver Brandon Stokley, who races 62 yards down the left sideline for the game-winning score. In all, the 87-yard touchdown marked the longest game-winning touchdown from scrimmage in the final minute of the fourth quarter of a game in NFL history. Josh McDaniels earns his first victory as an NFL head coach. **SEPTEMBER 20** — Sharpe is inducted into the club's Ring of Fame in a halftime ceremony during Denver's regular-season home opener against Cleveland. Outside linebacker/defensive end Elvis Dumervil ties a club record with four sacks against the Browns. **OCTOBER 11** — The Broncos don their "throwback" uniforms from the 1960-61 seasons in a 20-17 overtime win over New England: The team wore mustard gold jerseys with brown pants, vertically-striped brown and gold socks and brown helmets with numbers on the sides. **OCTOBER 19** — Wide receiver Eddie Royal returns a kickoff (93 yds.) and punt (71 yds.) for a touchdown in Denver's 34-23 win at San Diego to help the Broncos improve to 6-0 on the season. It marked just the 11th time in NFL history (6th since the merger) that a player accomplished that feat in a game. The 6-0 start tied McDaniels for the third best start by a rookie head coach since 1930 as he joined Red Miller (1977) as only the second head coach in Denver history to win his first six games with the club. **DECEMBER 13** — Wide receiver Brandon Marshall sets an NFL record with 21 receptions (200 yds.) in a 28-16 loss at Indianapolis. **DECEMBER 27** — Dumervil records two sacks in Denver's 30-27 loss at Philadelphia to set a Broncos single-season sack record (17).

### 2010

**JANUARY 3** — Denver concludes its 50th season with an 8-8 record following a 44-24 loss to the Kansas City Chiefs. **JANUARY 31** — Cornerback Champ Bailey, tackle Ryan Clady, safety Brian Dawkins, outside linebacker/defensive end Elvis Dumervil and wide receiver Brandon Marshall play in the Pro Bowl. **FEBRUARY 6** — Running back Floyd Little is elected to the Pro Football Hall of Fame, joining John Elway (1983-98) and Gary Zimmerman (1993-97) as one of three Pro Football Hall of Famers who spent a primary portion of their career with the Broncos. Little joins Russ Grimm, Rickey Jackson, Dick LeBeau, John Randle, Jerry Rice and Emmitt Smith in the Hall of Fame Class of 2010 with enshrinement scheduled for Aug. 7. **SEPTEMBER 20** — Wide receiver Kenny McKinley dies at age 23; the team wears McKinley's No. 11 jersey emblem in remembrance for the rest of the season. **OCTOBER 31** — The Broncos play their first regular-season game on foreign soil when they drop a 24-16 decision to the San Francisco 49ers in London as part of the NFL's International Series. **DECEMBER 6** — Josh McDaniels is relieved of his duties as head coach of the Broncos. Eric Studesville, who tutored the running backs in his first season with the Broncos, takes over as the interim head coach for the season's final four games. **DECEMBER 19** — Rookie quarterback Tim Tebow makes his first career start in a 39-23 loss against Oakland, finishing with the highest passer rating (100.5 / 8-of-16, 138 yds., TD) by a Broncos rookie making his first NFL start and adding 78 yards rushing to mark the third-highest rushing total by a Broncos quarterback in team history. **DECEMBER 27** — Wide receiver Brandon Lloyd is named to his first career Pro Bowl. The ninth-year pro finished the season as the first player in team history to lead the NFL in receiving yards (1,448), while also setting career highs in receptions (77), receiving average (18.8) and receiving touchdowns (11).

### 2011

**JANUARY 2** — Denver concludes the regular season with a 4-12 record after a 33-28 loss to San Diego at INVESCO Field at Mile High. **JANUARY 5** — Hall of Fame quarterback John Elway is named Executive Vice President of Football Operations and Joe Ellis is appointed as President of the Broncos. **JANUARY 13** — John Fox is named the 14th head coach in team history after spending the previous nine years at the helm of the Carolina Panthers, where he led the team to two NFC South titles and an appearance in Super Bowl XXXVIII. **JANUARY 27** — Cornerback Champ Bailey was selected to his 10th career Pro Bowl, passing Hall of Famer Mike Haynes for the most Pro Bowls in NFL history at the cornerback position. **JANUARY 31** — Longtime college scout Cornell Green is named AFC Scout of the Year by the Fritz Pollard Alliance. **FEBRUARY 5** — Tight end Shannon Sharpe is elected to the Pro Football Hall of Fame, joining Richard Dent, Marshall Faulk, Chris Hanburger, Les Richter, Ed Sabol and Deion Sanders in the Hall of Fame Class of 2011 with enshrinement scheduled for Aug. 6. **FEBRUARY 25** — Head Athletic Trainer Steve "Greek" Antonopoulos is honored as the 2011 Fain-Cain Memorial Award recipient at the NFL Physicians Society Scientific Meeting in Indianapolis. **AUGUST 16** — The Metropolitan Football Stadium District agreed on a deal with Sports Authority to rename the Broncos' stadium Sports Authority Field at Mile High. **OCTOBER 9** — Quarterback Kyle Orton is replaced by quarterback Tim Tebow at halftime of the Broncos' 29-24 loss to the San Diego Chargers. Tebow went on to lead the Broncos to a 7-4 record down the stretch—including six consecutive wins at one point—as a starter. **DECEMBER 27** — Cornerback Champ Bailey, defensive end Elvis Dumervil and linebacker Von Miller are named to the 2012 Pro Bowl. Bailey becomes one of just six players in NFL history to be selected to 11 Pro Bowls. Miller becomes just the second Broncos rookie (K David Treadwell, 1989) to be selected to the league's annual All-Star Game as a rookie.

### 2012

**JANUARY 1** — Denver loses to the Kansas City Chiefs by a score of 7-3 but still manages to capture its first AFC West title and postseason berth in six seasons. The Broncos set a team record with 2,632 rushing yards on the season. **JANUARY 8** — Quarterback Tim Tebow finds wide receiver Demaryius Thomas for an 80-yard touchdown on the first play of overtime to give Denver a 29-23 win over the Pittsburgh Steelers in their AFC Wild Card matchup. Head Coach John Fox becomes just the third head coach since the 1970 merger to take over a team with four or fewer victories the season before and lead it to a division title and a playoff win in his first season. **JANUARY 11** — Former Broncos Owner Edgar Kaiser passes away at the age of 69. **JANUARY 14** — The Broncos fall to the New England Patriots 45-10 to end their 2011 season with an overall record of 9-9. **JANUARY 17** — Offensive tackle Ryan Clady and Willis McGahee are added to the AFC Pro Bowl roster and Matt Russell is promoted to director of player personnel after serving the previous three seasons as the club's director of college scouting. **JANUARY 28** — The Broncos name Jack Del Rio as the team's seventh defensive coordinator in seven seasons. **FEBRUARY 3** — Denver hires former agent Mike Sullivan as the team's director of football administration. **FEBRUARY 4** — Linebacker Von Miller is named NFL Defensive Rookie of the Year by the Associated Press to become the first Broncos player to win the award since linebacker Mike Croel in 1991. **MARCH 20** — The Broncos sign quarterback Peyton Manning, the only four-time MVP in NFL history. **MARCH 21** — Denver trades quarterback Tim Tebow to the New York Jets. **MAY** — The Broncos conclude season ticket renewals and waiting list additions for 2012, leading to an anticipated 43rd consecutive season of home sellouts. **MAY 7** — The Broncos and General Manager Brian Xanders part ways... Xanders had worked for the club since 2008 when he was hired as an assistant general manager... **MAY 17** — Former wide receiver Rod Smith is selected as the 23rd member of the Denver Broncos Ring of Fame... **SEPTEMBER 9** — Broncos win their season opener 31-19 over the Pittsburgh Steelers as Peyton Manning became the third (and fastest) player in NFL history to throw 400 touchdowns... **OCTOBER 15** — Tailing the San Diego Chargers 24-0 at halftime on *Monday Night Football*, the Broncos tie for the largest comeback in team history (and tie for the largest road comeback in NFL history) with a 35-24 win... **DECEMBER 26** — Five Broncos are named to the AFC Pro Bowl squad: cornerback Champ Bailey, tackle Ryan Clady, defensive end Elvis Dumervil, quarterback Peyton Manning and linebacker Von Miller... **DECEMBER 30** — Denver finishes the regular season with a 13-3 record and the AFC's No. 1 seed by completing

a sweep of its AFC West opponents with a 38-3 win against the Kansas City Chiefs.... Broncos Head Coach John Fox captures his 100th overall career win in the season finale and Denver ends the year on an 11-game win streak (all by 7+points to tie for the second-longest streak in league history).

## 2013

**JANUARY 12** — Denver's season ends with a 38-35 overtime loss to the eventual Super Bowl-champion Baltimore Ravens in the coldest playoff game (13°) in team history... **JANUARY 17** — Quarterbacks Coach Adam Gase is promoted to offensive coordinator after former O.C. Mike McCoy is hired as head coach of the San Diego Chargers.... **JANUARY 26** — Offensive guard Zane Beadles and wide receiver Demaryius Thomas are added to the Pro Bowl roster to represent the first such honor of each of their careers... **FEBRUARY 2** — Quarterback Peyton Manning is named Associated Press Comeback Player of the Year in addition to receiving first-team All-Pro honors... **MAY 7** — Tom Heckert is hired as the team's director of pro personnel... **SEPTEMBER 5** — The Broncos host the NFL Kickoff Game against the Super Bowl-champion Baltimore Ravens and avenge their loss to the club with a 49-27 win in which quarterback Peyton Manning ties an NFL record with seven passing touchdowns... **SEPTEMBER 27** — Ring of Fame Plaza is unveiled at Sports Authority Field at Mile High featuring pillars honoring each of the Ring's distinguished members... **NOVEMBER 4** — Head Coach John Fox undergoes a successful aortic valve replacement surgery after falling ill during the team's bye week. Defensive Coordinator Jack Del Rio is named the interim head coach and guides the Broncos to a 4-1 record during John Fox's recovery... **NOVEMBER 10** — The Broncos beat the Chargers 28-20 in Del Rio's debut as interim head coach and Owner Pat Bowlen earns his 300th career win to become the first owner in professional football history to reach 300 victories in 30 years... **NOVEMBER 19** — The Broncos break ground on a \$35 construction and renovation project at their team headquarters, including a new indoor practice facility west of the existing facility... **DECEMBER 8** — Head Coach John Fox returns to the sidelines during Denver's 51-28 wins against Tennessee that saw kicker Matt Prater boot an NFL-record 64-yard field goal... **DECEMBER 15** — Quarterback Peyton Manning is named *Sports Illustrated's* 2013 Sportsman of the Year... **DECEMBER 22** — The Broncos clinch their third consecutive AFC West title with a 37-13 win against Houston. Quarterback Peyton Manning breaks the single-season NFL record with his 51st passing touchdown of the season... **DECEMBER 29** — Denver closes out its regular season with a 34-14 win against Oakland. The Broncos end the year scoring the most points (606) in league history and Manning breaks the NFL single-season mark with 5,477 passing yards (and extends his single-season touchdown record to 55).

## 2014

**JANUARY 19** — The Broncos earn their seventh Super Bowl trip in team history with a 26-16 win against New England in the AFC Championship Game. Peyton Manning becomes the third starting quarterback in NFL history to win a conference title with two different teams... **FEBRUARY 1** — Manning earns his NFL-record fifth Associated Press Most Valuable Player award... **FEBRUARY 2** — Head Coach John Fox becomes the sixth NFL coach to lead multiple teams to the Super Bowl as the Broncos find themselves on the losing end of a 43-8 game in Super Bowl XLVIII... **MAY 6** — Halfback/kicker Gene Mingo, wide receiver/returner Rick Upchurch and head coach Dan Reeves are elected as the newest members of the Broncos Ring of Fame... **JULY 23** — The Broncos announce that Owner Pat Bowlen has been privately battling Alzheimer's disease and is no longer able to be part of the team's daily operations... It is disclosed that the franchise is being held in a trust—the Pat Bowlen Trust—overseen by non-family trustees with President & CEO Joe Ellis continuing to operate the team with full authority on all matters... **OCTOBER 5** — Demaryius Thomas establishes a franchise record with 226 receiving yards against Arizona. Manning throws his 500th career touchdown pass to join Brett Favre in the exclusive 500 TD Club... **OCTOBER 9** — Manning throws three touchdowns against San Francisco to give him 509 for his career, passing Favre (508) for the most in NFL history... **DECEMBER 14** — Denver earns a 22-10 victory against San Diego to earn its fourth consecutive AFC West Division title. The game marks the Broncos' 12th straight divisional road win to tie for the longest such streak in league history... **DECEMBER 7** — Manning's streak of 51 consecutive games with at least one touchdown pass—the third-longest streak all-time—comes to an end in Denver's Week 14 win against Buffalo... **DECEMBER 23** — An NFL-high nine Broncos are initially selected to play in the 2015 Pro Bowl... **DECEMBER 28** — Denver closes out its regular season with a 47-14 win against Oakland to earn the AFC's No. 2 playoff seed.

## 2015

**JANUARY 12** — The Broncos and Head Coach John Fox mutually part ways following Denver's 24-13 loss to Indianapolis in the AFC Divisional Playoffs... **JANUARY 19** — Former Broncos quarterback and offensive coordinator Gary Kubiak is named the 15th head coach in franchise history. Running back C.J. Anderson becomes the 11th Bronco to be named to the 2015 Pro Bowl, representing the most selections in a single year in team history... **MAY 13** — Broncos Owner Pat Bowlen is elected as the 28th member of the club's Ring of Fame... **SEPT. 13** — Denver beats Baltimore 19-13 in Week 1 to give Gary Kubiak a win in his Broncos debut as head coach... **SEPT. 17** — The Broncos earn a 31-24 win against the Kansas City Chiefs at Arrowhead Stadium for their NFL-record 13th consecutive divisional road win... **NOV. 1** — Denver (6-0) defeats the previously unbeaten Green Bay Packers (6-0), holding quarterback Aaron Rodgers to just 77 yards passing—the lowest total of his career... Quarterback Peyton Manning earns his 186th career regular-season win to tie Brett Favre for the most by a starting quarterback in NFL history... Broncos Owner Pat Bowlen is officially inducted as the 28th member of the team's Ring of Fame in a halftime ceremony during Denver's game against Green Bay... **NOV. 15** — During Denver's 29-13 loss to Kansas City, Manning breaks Favre's NFL passing yardage record, finishing the game with 71,871 career yards before leaving the game due to injury... **NOV. 22** — With Manning recovering from injury, fourth-year quarterback Brock Osweiler makes his first of seven consecutive starts and leads Denver to a 17-15 win at Chicago against former Head Coach John Fox... **NOV. 29** — Denver erases a 14-point, fourth-quarter deficit to earn a 30-24 overtime win against the previously unbeaten New England Patriots... **DEC. 22** — Cornerback Chris Harris Jr., linebacker Von Miller, cornerback Aqib Talib and linebacker DeMarcus Ware are selected to the Pro Bowl... **DEC. 28** — Denver snaps a two-game losing streak and clinches its fifth consecutive postseason berth with a 20-17 overtime win against the Cincinnati Bengals at Sports Authority Field at Mile High.

## 2016

**JANUARY 3** — Broncos quarterback Peyton Manning returns from injury in the second half of Denver's regular-season finale against the San Diego Chargers and helps spark the team to a 27-20 win to clinch its fifth consecutive AFC West Division title and the AFC's No. 1 seed... **JANUARY 24** — Denver holds off New England for a 20-18 win in the AFC Championship game to propel the club to its eighth Super Bowl appearance... The Broncos' two-point win against the Patriots was their 11th of the season decided by seven points or less to represent the most in NFL history... **FEBRUARY 7** — Denver captures third World Championship by defeating the Carolina Panthers 24-10 in Super Bowl 50 in Santa Clara, Calif... Linebacker Von Miller becomes just the 10th defensive player to earn Super Bowl MVP honors by totaling 2.5 sacks and two forced fumbles against the Panthers... **FEBRUARY 9** — An estimated 1 million fans gather in downtown Denver for a victory parade and rally to honor the World Champion Denver Broncos... **MARCH 6** — Quarterback Peyton Manning informs the Broncos of his decision to retire and the team holds a press conference the next day at UCHealth Training Center to honor the NFL's only five-time MVP... **MAY 17** — Kicker Jason Elam, linebacker Simon Fletcher and safety John Lynch are elected as the newest members of the Broncos Ring of Fame... **JUNE 6** — Broncos coaches, players and football staff visit the White House as guests of President Barack Obama in recognition of the team's victory in Super Bowl 50... **JUNE 12** — Members of the Super Bowl 50 team receive their championship rings in a ceremony and celebration at Sports Authority Field at Mile High.



## ALL-TIME LOGOS



1960-61



1962-67



1968-96



1997-Pres.

## ALL-TIME HELMETS



1960-61



1962-66



1967



1968-1996



1997-Pres.

## ALL-TIME UNIFORMS



1960-61



1962-64



1965-66



1967



1968-96



Uniforms worn from 1968-96 had minor sock and jersey design variations in several seasons from the one displayed, which reflects the exact uniform worn in the late 1980s.

The Broncos switched back to orange jerseys (right) in 2012. The home navy jersey (left), which has been used since 1997, is still be worn as an alternate uniform by the team.





# ALL-TIME GAME RESULTS

(\* indicates night game)

## 1960

HEAD COACH: Frank Filchock

### PRESEASON (0-5)

Day/Date	Score	W/L	Opponent	Location	Attend.
Fri., Aug. 5*	6-43	L	Boston Patriots	Providence, R.I.	4,706
Sat., Aug. 13*	14-31	L	Buffalo Bills	Rochester, N.Y.	6,200
Sat., Aug. 20*	3-42	L	Houston Oilers	Jeppesen Stadium	19,500
Sat., Aug. 27*	0-48	L	Dallas Texans	Little Rock, Ark.	5,500
Sat., Sept. 3*	30-36	L	Los Angeles Chargers	Los Angeles Coliseum	21,516
	53-192				57,422

### REGULAR SEASON (4-9-1 overall / 4th AFL West / 2-4-1 home / 2-5 away)

Day/Date	Score	W/L	Opponent	Location	Attend.	Temp.	Den. QB	Opp. QB
Fri., Sept. 9*	13-10	W	Boston Patriots	Boston Univ. Field	21,597	78°	Tripucka	Songin
Sun., Sept. 18	27-21	W	Buffalo Bills	War Memorial Stadium	15,229	62°	Tripucka	O'Connell
Fri., Sept. 23*	24-28	L	New York Titans	Polo Grounds	20,462	70°	Tripucka	Dorow
Sun., Oct. 2	31-14	W	Oakland Raiders	Bears Stadium	18,372	71°	Tripucka	Flores
Sun., Oct. 16	19-23	L	Los Angeles Chargers	Bears Stadium	19,141	57°	Tripucka	Kemp
Sun., Oct. 23	31-24	W	Boston Patriots	Bears Stadium	12,683	69°	Tripucka	Songin
Sun., Oct. 30	14-17	L	Dallas Texans	Bears Stadium	13,002	45°	Tripucka	Davidson
Sun., Nov. 6	25-45	L	Houston Oilers	Bears Stadium	14,489	53°	Tripucka	Blanda
Sun., Nov. 13	7-34	L	Dallas Texans	Cotton Bowl	21,000	68°	Tripucka	Davidson
Sun., Nov. 20	10-20	L	Houston Oilers	Jeppesen Stadium	20,778	68°	Tripucka	Lee
Sun., Nov. 27	38-38	T	Buffalo Bills	Bears Stadium	7,785	37°	Tripucka	O'Connell
Sun., Dec. 4	27-30	L	New York Titans	Bears Stadium	5,861	33°	Tripucka	Dorow
Sat., Dec. 10	33-41	L	Los Angeles Chargers	Los Angeles Coliseum	9,928	62°	Tripucka	Kemp
Sat., Dec. 17	10-48	L	Oakland Raiders	Candlestick Park	7,000	50°	Tripucka	Flores
(Bye Oct. 9)	309-393				207,327			

## 1961

HEAD COACH: Frank Filchock

### PRESEASON (1-4)

Day/Date	Score	W/L	Opponent	Location	Attend.
Sat., Aug. 12*	13-31	L	Dallas Texans	Midland, Texas	10,000
Sat., Aug. 19*	48-21	W	Oakland Raiders	Spokane, Washington	6,500
Fri., Aug. 25*	27-29	L	Dallas Texans	Fort Worth, Texas	21,710
Fri., Sept. 1*	10-42	L	Houston Oilers	Mobile, Alabama	10,087
Mon., Sept. 4	12-49	L	Oakland Raiders	Candlestick Park	6,300
	110-172				54,597

### REGULAR SEASON (3-11 overall / 3rd AFL West / 2-5 home / 1-6 away)

Day/Date	Score	W/L	Opponent	Location	Attend.	Temp.	Den. QB	Opp. QB
Sun., Sept. 10	22-10	W	Buffalo Bills	War Memorial Stadium	16,636	85°	Tripucka	O'Connell
Sat., Sept. 16*	17-45	L	Boston Patriots	Boston Univ. Field	14,479	65°	Tripucka	Parilli
Sun., Sept. 24	28-35	L	New York Titans	Polo Grounds	14,381	80°	Tripucka	Dorow
Sun., Oct. 1	19-33	L	Oakland Raiders	Candlestick Park	8,361	73°	Herring	Flores
Sun., Oct. 8	12-19	L	Dallas Texans	Bears Stadium	14,500	44°	Tripucka	Davidson
Sun., Oct. 15	27-24	W	Oakland Raiders	Bears Stadium	11,129	75°	Tripucka	Flores
Sun., Oct. 22	27-10	W	New York Titans	Bears Stadium	12,508	57°	Tripucka	Dorow
Sun., Oct. 29	0-37	L	San Diego Chargers	Balboa Stadium	32,584	66°	Tripucka	Kemp
Sun., Nov. 5	14-55	L	Houston Oilers	Bears Stadium	11,564	35°	Tripucka	Blanda
Sun., Nov. 12	16-19	L	San Diego Chargers	Bears Stadium	7,859	30°	Tripucka	Kemp
Sun., Nov. 19	10-23	L	Buffalo Bills	Bears Stadium	7,645	29°	Tripucka	Green
Sun., Nov. 26	14-45	L	Houston Oilers	Jeppesen Stadium	27,874	80°	Herring	Blanda
Sun., Dec. 3	24-28	L	Boston Patriots	Bears Stadium	9,303	55°	Herring	Songin
Sun., Dec. 10	21-49	L	Dallas Texans	Cotton Bowl	8,000	50°	Herring	Davidson
(Bye Dec. 17)	251-432				196,823			

## 1962

HEAD COACH: Jack Faulkner

### PRESEASON (2-2)

Day/Date	Score	W/L	Opponent	Location	Attend.
Fri., Aug. 10*	17-33	L	Houston Oilers	Atlanta, Ga.	11,500
Sat., Aug. 18*	24-31	L	San Diego Chargers	Balboa Stadium	19,168
Fri., Aug. 24*	27-24	W	Dallas Texans	Fort Worth, Texas	18,000
Fri., Aug. 31*	41-12	W	Oakland Raiders	Stockton, Calif.	5,000
	109-100				53,668

### REGULAR SEASON (7-7 overall / 2nd AFL West / 3-4 home / 4-3 away)

Day/Date	Score	W/L	Opponent	Location	Attend.	Temp.	Den. QB	Opp. QB
Fri., Sept. 7*	30-21	W	San Diego Chargers	Univ. of Denver Stadium	28,000	70°	Tripucka	Kemp
Sat., Sept. 15*	23-20	W	Buffalo Bills	War Memorial Stadium	30,577	60°	Tripucka	Dorow
Fri., Sept. 21*	16-41	L	Boston Patriots	Boston Univ. Field	21,038	50°	Tripucka	Parilli
Sun., Sept. 30	32-10	W	New York Titans	Polo Grounds	17,213	66°	Tripucka	Grosscup
Fri., Oct. 5*	44-7	W	Oakland Raiders	Bears Stadium	22,452	56°	Shaw	Davidson
Sun., Oct. 14	23-6	W	Oakland Raiders	Frank Youell Field	7,000	60°	Tripucka	Davidson
Sun., Oct. 21	20-10	W	Houston Oilers	Bears Stadium	34,496	72°	Tripucka	Blanda
Sun., Oct. 28	38-45	L	Buffalo Bills	Bears Stadium	26,051	59°	Tripucka	Rabb
Sun., Nov. 4	23-20	W	San Diego Chargers	Balboa Stadium	20,827	63°	Tripucka	Hadl
Sun., Nov. 11	29-33	L	Boston Patriots	Bears Stadium	28,187	57°	Tripucka	Parilli
Sun., Nov. 18	3-24	L	Dallas Texans	Bears Stadium	23,523	26°	Tripucka	Dawson
Thu., Nov. 22	45-46	L	New York Titans	Bears Stadium	15,776	43°	Tripucka	Green
Sun., Dec. 2	17-34	L	Houston Oilers	Jeppesen Stadium	30,650	70°	Tripucka	Blanda
Sun., Dec. 9	10-17	L	Dallas Texans	Cotton Bowl	19,137	51°	Tripucka	Dawson
(Bye Dec. 16)	353-334				324,927			

**1963**

**HEAD COACH:** Jack Faulkner

**PRESEASON (2-3)**

Day/Date	Score	W/L	Opponent	Location	Attend.	Temp.	Den. QB	Opp. QB
Sat., Aug. 3*	27-10	W	Houston Oilers	Univ. of Denver Stadium	11,445	62°	Slaughter	Blanda
Sun., Aug. 11	19-35	L	Oakland Raiders	Frank Youell Field	9,655	68°	Wood	Davidson
Sat., Aug. 17*	31-25	W	San Diego Chargers	Univ. of Denver Stadium	11,135	65°	Trippucka	Hadl
Fri., Aug. 23*	16-30	L	Kansas City Chiefs	Municipal Stadium	6,865	92°	Shaw	Dawson
Sat., Aug. 31*	14-21	L	Buffalo Bills	Winston-Salem, N.C.	7,000	78°	Trippucka	Kemp
	107-121				46,100			

**REGULAR SEASON (2-11-1 overall / 4th AFL West / 2-5 home / 0-6-1 away)**

Day/Date	Score	W/L	Opponent	Location	Attend.	Temp.	Den. QB	Opp. QB
Sat., Sept. 7*	7-59	L	Kansas City Chiefs	Univ. of Denver Stadium	21,115	70°	Trippucka	Dawson
Sat., Sept. 14*	14-20	L	Houston Oilers	Jeppesen Stadium	23,147	78°	Trippucka	Blanda
Sun., Sept. 29	14-10	W	Boston Patriots	Bears Stadium	18,636	76°	Slaughter	Parilli
Sun., Oct. 6	50-34	W	San Diego Chargers	Bears Stadium	18,428	80°	McCormick	Rote
Sun., Oct. 13	24-33	L	Houston Oilers	Bears Stadium	24,087	77°	McCormick	Blanda
Fri., Oct. 18*	21-40	L	Boston Patriots	Fenway Park	25,418	64°	Slaughter	Parilli
Sat., Oct. 26*	35-35	T	New York Jets	Polo Grounds	20,377	69°	Slaughter	Wood
Sun., Nov. 3	28-30	L	Buffalo Bills	Bears Stadium	19,424	51°	Slaughter	Kemp
Sat., Nov. 9*	17-27	L	Buffalo Bills	War Memorial Stadium	30,989	46°	Breaux	Kemp
Sun., Nov. 17	9-14	L	New York Jets	Bears Stadium	14,247	36°	Slaughter	Wood
Thu., Nov. 28	10-26	L	Oakland Raiders	Bears Stadium	14,763	40°	McCormick	Flores
Sun., Dec. 8	21-52	L	Kansas City Chiefs	Municipal Stadium	17,443	36°	Slaughter	Dawson
Sun., Dec. 15	31-35	L	Oakland Raiders	Frank Youell Field	15,223	44°	Slaughter	Flores
Sun., Dec. 22	20-58	L	San Diego Chargers	Balboa Stadium	31,312	69°	Breaux	Rote
(Bye Sept. 22)	301-473				298,213			

**1964**

**HEAD COACH:** Jack Faulkner (4 games) & Mac Speedie (10 games)

**PRESEASON (2-3)**

Day/Date	Score	W/L	Opponent	Location	Attend.	Temp.	Den. QB	Opp. QB
Sat., Aug. 8*	20-34	L	San Diego Chargers	Balboa Stadium	26,293	72°	Slaughter	Rote
Fri., Aug. 14*	7-20	L	Oakland Raiders	Bears Stadium	13,545	78°	McCormick	Davidson
Thu., Aug. 20*	32-20	W	Houston Oilers	Jeppesen Stadium	32,127	80°	Lee	Blanda
Fri., Aug. 28*	10-14	L	Kansas City Chiefs	Farrington Field, Fort Worth, Texas	19,500	88°	Lee	Wilson
Sat., Sept. 5*	27-17	W	Boston Patriots	Univ. of Denver Stadium	20,568	76°	Lee	Parilli
	96-105				112,033			

**REGULAR SEASON (2-11-1 overall / 4th AFL West / 2-4-1 home / 0-7-1 away)**

Day/Date	Score	W/L	Opponent	Location	Attend.	Temp.	Den. QB	Opp. QB
Sat., Sept. 12*	6-30	L	New York Jets	Shea Stadium	45,665	64°	Lee	Wood
Sun., Sept. 20	13-30	L	Buffalo Bills	War Memorial Stadium	28,501	65°	Lee	Kemp
Sat., Sept. 27	17-38	L	Houston Oilers	Bears Stadium	22,651	63°	Lee	Blanda
Sun., Oct. 4	10-39	L	Boston Patriots	Bears Stadium	15,485	59°	Lee	Parilli
— Jack Faulkner out, Mac Speedie in as head coach —								
Sun., Oct. 11	33-27	W	Kansas City Chiefs	Bears Stadium	16,285	54°	Lee	Dawson
Sun., Oct. 18	14-42	L	San Diego Chargers	Balboa Stadium	23,332	73°	Lee	Hadl
Sun., Oct. 25	7-40	L	Oakland Raiders	Frank Youell Field	17,858	54°	Lee	Davidson
Sun., Nov. 1	39-49	L	Kansas City Chiefs	Municipal Stadium	15,053	73°	Slaughter	Dawson
Sun., Nov. 8	20-31	L	San Diego Chargers	Bears Stadium	19,670	73°	Lee	Hadl
Sun., Nov. 15	20-16	W	New York Jets	Bears Stadium	11,309	25°	Lee	Wood
Fri., Nov. 20*	7-12	L	Boston Patriots	Fenway Park	24,979	52°	Lee	Parilli
Sun., Nov. 29	20-20	T	Oakland Raiders	Bears Stadium	15,958	35°	Slaughter	Flores
Sun., Dec. 13	19-30	L	Buffalo Bills	Bears Stadium	14,431	38°	Slaughter	Lamonica
Sun., Dec. 20	15-34	L	Houston Oilers	Jeppesen Stadium	15,839	52°	Slaughter	Blanda
(Bye Dec. 6)	240-438				285,003			

**1965**

**HEAD COACH:** Mac Speedie

**PRESEASON (1-4)**

Day/Date	Score	W/L	Opponent	Location	Attend.	Temp.	Den. QB	Opp. QB
Sat., Aug. 7*	24-30	L	Kansas City Chiefs	Univ. of Denver Stadium	17,707	77°	Slaughter	Dawson
Sat., Aug. 14*	27-17	W	Oakland Raiders	Univ. of Utah Stadium, S.L.C., Utah	18,000	68°	McCormick	Flores
Sat., Aug. 21*	6-21	L	San Diego Chargers	Univ. of Denver Stadium	18,913	62°	Lee	Breaux
Sat., Aug. 28*	3-25	L	Houston Oilers	Alamo Stadium, San Antonio, Texas	12,666	88°	Slaughter	Trull
Sat., Sept. 4*	20-30	L	Oakland Raiders	Hughes Stadium, Sacramento, Calif.	14,550	70°	McCormick	Flores
	80-123				81,836			

**REGULAR SEASON (4-10 overall / 4th AFL West / 2-5 home / 2-5 away)**

Day/Date	Score	W/L	Opponent	Location	Attend.	Temp.	Den. QB	Opp. QB
Sat., Sept. 11*	31-34	L	San Diego Chargers	Balboa Stadium	27,022	65°	Slaughter	Hadl
Sun., Sept. 19	15-10	L	Buffalo Bills	Bears Stadium	30,682	46°	Slaughter	Kemp
Fri., Sept. 24*	27-10	W	Boston Patriots	Fenway Park	26,782	69°	Slaughter	Hadl
Sun., Oct. 3	16-13	W	New York Jets	Bears Stadium	34,988	83°	McCormick	Namath
Sun., Oct. 10	23-31	L	Kansas City Chiefs	Bears Stadium	31,001	79°	Slaughter	Beathard
Sun., Oct. 17	28-17	W	Houston Oilers	Bears Stadium	32,492	56°	McCormick	Blanda
Sun., Oct. 24	13-31	L	Buffalo Bills	War Memorial Stadium	45,046	40°	McCormick	Kemp
Sun., Oct. 31	10-45	L	New York Jets	Shea Stadium	53,717	72°	Slaughter	Taliaferro
Sun., Nov. 7	21-35	L	San Diego Chargers	Bears Stadium	33,073	63°	Slaughter	Hadl
Sun., Nov. 14	31-21	W	Houston Oilers	Rice Stadium	28,126	76°	McCormick	Blanda
Sun., Nov. 21	20-28	L	Oakland Raiders	Bears Stadium	30,369	52°	McCormick	Flores
Sun., Dec. 5	13-24	L	Oakland Raiders	Frank Youell Field	19,023	51°	Slaughter	Flores
Sun., Dec. 12	20-28	L	Boston Patriots	Bears Stadium	27,207	44°	Lee	Parilli
Sun., Dec. 19	35-45	L	Kansas City Chiefs	Municipal Stadium	14,421	48°	McCormick	Dawson
(Bye Nov. 28)	303-392				435,778			



1966

HEAD COACH: Mac Speedie (2 games) & Ray Malavasi (12 games)

PRESEASON (1-3)

Day/Date	Score	W/L	Opponent	Location	Attend.	Temp.	Den. QB	Opp. QB
Sat., Aug. 6*	30-32	L	Kansas City Chiefs	Univ. of Denver Stadium	17,771	80°	Slaughter	Dawson
Fri., Aug. 12*	3-25	L	Buffalo Bills	War Memorial Stadium	30,476	63°	Slaughter	Lamonica
Wed., Aug. 24*	28-16	W	Miami Dolphins	Memphis, Tenn.	18,442	68°	McCormick	Wilson, E.
Sun., Aug. 28	21-52	L	Oakland Raiders	Bears Stadium	14,074	84°	McCormick	Davidson
	82-126				80,763			

REGULAR SEASON (4-10 overall / 4th AFL West / 3-4 home / 1-6 away)

Day/Date	Score	W/L	Opponent	Location	Attend.	Temp.	Den. QB	Opp. QB
Sat., Sept. 3*	7-45	L	Houston Oilers	Rice Stadium	30,156	85°	Slaughter	Blanda
Sun., Sept. 18	10-24	L	Boston Patriots	Bears Stadium	25,337	70°	McCormick	Parilli
— Mac Speedie out, Ray Malavasi in as head coach —								
Sun., Sept. 25	7-16	L	New York Jets	Bears Stadium	29,878	77°	McCormick	Namath
Sun., Oct. 2	40-38	W	Houston Oilers	Bears Stadium	27,203	77°	McCormick	Blanda
Sat., Oct. 8*	10-37	L	Kansas City Chiefs	Municipal Stadium	33,929	71°	McCormick	Dawson
Sun., Oct. 16	7-24	L	Miami Dolphins	Orange Bowl	23,393	82°	McCormick	Wilson
Sun., Oct. 23	10-56	L	Kansas City Chiefs	Bears Stadium	26,196	58°	Choboian	Dawson
Sun., Oct. 30	17-24	L	San Diego Chargers	Balboa Stadium	25,819	71°	Choboian	Hadl
Sun., Nov. 6	17-10	W	Boston Patriots	Fenway Park	18,154	42°	Choboian	Parilli
Sun., Nov. 20	3-17	L	Oakland Raiders	Bears Stadium	26,703	65°	Choboian	Flores
Sun., Nov. 27	20-17	W	San Diego Chargers	Bears Stadium	24,860	45°	Choboian	Tensi
Sun., Dec. 4	17-7	W	Miami Dolphins	Bears Stadium	32,592	49°	Choboian	Wood
Sun., Dec. 11	10-28	L	Oakland Raiders	Oakland-Alameda County Coliseum	31,765	55°	Choboian	Flores
Sun., Dec. 18	21-38	L	Buffalo Bills	War Memorial Stadium	40,538	39°	Glacken	Kemp
(Bye Sept. 11 & Nov. 13)	196-381				395,997			

1967

HEAD COACH: Lou Saban

PRESEASON (3-1)

Day/Date	Score	W/L	Opponent	Location	Attend.	Temp.	Den. QB	Opp. QB
Sat., July 29*	2-19	L	Miami Dolphins	Rubber Bowl, Akron, Ohio	7,000	73°	Kent	Norton
Sat., Aug. 5*	13-7	W	Detroit Lions (NFL)	Univ. of Denver Stadium	21,228	75°	Glacken	Sweetan
Fri., Aug. 18*	14-3	W	Minnesota Vikings (NFL)	Univ. of Denver Stadium	31,850	64°	Choboian	VanderKellen
Sun., Aug. 27	21-17	W	Oakland Raiders	North Platte, Neb.	6,500	88°	Tensi	Lamonica
	50-46				66,578			

REGULAR SEASON (3-11 overall / 4th AFL West / 1-6 home / 2-5 away)

Day/Date	Score	W/L	Opponent	Location	Attend.	Temp.	Den. QB	Opp. QB
Sun., Sept. 3	26-21	W	Boston Patriots	Bears Stadium	35,488	82°	Tensi	Parilli
Sun., Sept. 10	0-51	L	Oakland Raiders	Oakland-Alameda County Coliseum	25,423	73°	Tensi	Lamonica
Sun., Sept. 17	21-35	L	Miami Dolphins	Orange Bowl	29,381	86°	Tensi	Stofa
Sun., Sept. 24	24-38	L	New York Jets	Bears Stadium	35,365	84°	Tensi	Namath
Sun., Oct. 1	6-10	L	Houston Oilers	Rice Stadium	21,798	80°	Tensi	Davis
Sun., Oct. 8	16-17	L	Buffalo Bills	Bears Stadium	35,188	68°	Leclair	Kemp
Sun., Oct. 22	21-38	L	San Diego Chargers	Bears Stadium	34,464	72°	Tensi	Hadl
Sun., Oct. 29	9-52	L	Kansas City Chiefs	Municipal Stadium	44,002	64°	Tensi	Dawson
Sun., Nov. 5	17-21	L	Oakland Raiders	Bears Stadium	29,043	39°	Tensi	Lamonica
Sun., Nov. 12	18-20	L	Houston Oilers	Bears Stadium	30,392	61°	Leclair	Beathard
Sun., Nov. 19	21-20	W	Buffalo Bills	War Memorial Stadium	30,891	33°	Tensi	Kemp
Thu., Nov. 23*	20-24	L	San Diego Chargers	San Diego Stadium	34,586	70°	Tensi	Hadl
Sun., Dec. 3	33-24	W	New York Jets	Shea Stadium	61,615	51°	Tensi	Namath
Sun., Dec. 17	24-38	L	Kansas City Chiefs	Bears Stadium	31,660	41°	Tensi	Dawson
(Bye Oct. 15 & Dec. 10)	256-409				479,497			

1968

HEAD COACH: Lou Saban

PRESEASON (1-4)

Day/Date	Score	W/L	Opponent	Location	Attend.	Temp.	Den. QB	Opp. QB
Sat., Aug. 10*	15-13	W	Cincinnati Bengals	Univ. of Denver Stadium	13,841	55°	Tensi	Stofa
Sat., Aug. 17*	16-39	L	Minnesota Vikings (NFL)	Univ. of Denver Stadium	20,901	77°	Tensi	Cuzzo
Fri., Aug. 23*	6-22	L	San Francisco 49ers (NFL)	Univ. of Denver Stadium	22,254	72°	Tensi	Brodie
Fri., Aug. 30*	3-6	L	San Diego Chargers	Alamo Stadium, San Antonio, Texas	10,328	82°	Leclair	Hadl
Sat., Sept. 7*	7-23	L	Oakland Raiders	Portland, Ore.	18,031	74°	McCormick	Lamonica
	47-103				85,355			

REGULAR SEASON (5-9 overall / 4th AFL West / 3-4 home / 2-5 away)

Day/Date	Score	W/L	Opponent	Location	Attend.	Temp.	Den. QB	Opp. QB
Sun., Sept. 15	10-24	L	Cincinnati Bengals	Nippert Stadium	25,049	83°	McCormick	Stofa
Sun., Sept. 22	2-34	L	Kansas City Chiefs	Municipal Stadium	45,821	80°	Leclair	Dawson
Sun., Sept. 29	17-20	L	Boston Patriots	Bears Stadium	37,024	60°	Leclair	Taliaferro
Sun., Oct. 6	10-7	W	Cincinnati Bengals	Bears Stadium	41,257	72°	Briscoe	Stofa
Sun., Oct. 13	21-13	W	New York Jets	Shea Stadium	62,052	70°	Tensi	Namath
Sun., Oct. 20	24-55	L	San Diego Chargers	San Diego Stadium	42,953	73°	Tensi	Hadl
Sun., Oct. 27	21-14	W	Miami Dolphins	Bears Stadium	44,115	56°	Tensi	Griese
Sun., Nov. 3	35-14	W	Boston Patriots	Fenway Park	18,304	58°	Tensi	Taliaferro
Sun., Nov. 10	7-43	L	Oakland Raiders	Bears Stadium	50,002	38°	Tensi	Blanda
Sun., Nov. 17	17-38	L	Houston Oilers	Astrodome	36,075	Ind.	Tensi	Beathard
Sun., Nov. 24	34-32	W	Buffalo Bills	Bears Stadium	35,201	50°	Briscoe	Rutkowski
Sun., Dec. 1	23-47	L	San Diego Chargers	Bears Stadium	35,212	40°	Briscoe	Hadl
Sun., Dec. 8	27-33	L	Oakland Raiders	Oakland-Alameda County Coliseum	47,754	54°	Briscoe	Lamonica
Sat., Dec. 14	7-30	L	Kansas City Chiefs	Bears Stadium	38,463	51°	Briscoe	Dawson
(Bye Sept. 8)	255-404				559,382			

## 1969

HEAD COACH: Lou Saban

### PRESEASON (1-4)

Day/Date	Score	W/L	Opponent	Location	Attend.	Temp.	Den. QB	Opp. QB
Sat., Aug. 9*	6-26	L	Minnesota Vikings (NFL)	Metropolitan Stadium	45,916	81°	Tensi	Kapp
Sat., Aug. 16*	22-28	L	New Orleans Saints (NFL)	Mile High Stadium	28,356	76°	Liske	Kilmer
Sat., Aug. 23*	19-15	W	San Francisco 49ers (NFL)	Mile High Stadium	33,161	75°	Tensi	Brodie
Sat., Aug. 31	10-26	L	Boston Patriots	Jacksonville, Fla.	18,375	87°	Tensi	Taliaferro
Sat., Sept. 6*	11-13	L	Cincinnati Bengals	Nippert Stadium	24,020	80°	Tensi	Cook
	68-108				149,828			

### REGULAR SEASON (5-8-1 overall / 4th AFL West / 4-2-1 home / 1-6 away)

Day/Date	Score	W/L	Opponent	Location	Attend.	Temp.	Den. QB	Opp. QB
Sun., Sept. 14	35-7	W	Boston Patriots	Mile High Stadium	43,482	79°	Tensi	Taliaferro
Sun., Sept. 21	21-19	W	New York Jets	Mile High Stadium	50,583	76°	Tensi	Namath
Sun., Sept. 28	28-41	L	Buffalo Bills	War Memorial Stadium	40,302	57°	Liske	Kemp
Sun., Oct. 5	13-26	L	Kansas City Chiefs	Mile High Stadium	50,564	40°	Tensi	Livingston
Sun., Oct. 12	14-24	L	Oakland Raiders	Mile High Stadium	49,511	22°	Tensi	Lamonica
Sun., Oct. 19	30-23	W	Cincinnati Bengals	Nippert Stadium	27,920	70°	Tensi	Wyche
Sun., Oct. 26	21-24	L	Houston Oilers	Astrodome	45,348	Ind.	Tensi	Beathard
Sun., Nov. 2	13-0	W	San Diego Chargers	Mile High Stadium	45,511	32°	Tensi	Hadl
Sun., Nov. 9	10-41	L	Oakland Raiders	Oakland-Alameda County Coliseum	54,416	69°	Tensi	Lamonica
Sun., Nov. 16	20-20	T	Houston Oilers	Mile High Stadium	45,002	57°	Tensi	Trull
Sun., Nov. 23	24-45	L	San Diego Chargers	San Diego Stadium	34,664	75°	Tensi	Domres
Thu., Nov. 27	17-31	L	Kansas City Chiefs	Municipal Stadium	48,773	37°	Tensi	Dawson
Sun., Dec. 7	24-27	L	Miami Dolphins	Orange Bowl	25,332	75°	Tensi	Norton
Sun., Dec. 14	27-16	W	Cincinnati Bengals	Mile High Stadium	42,198	64°	Liske	Cook
	297-344				603,606			

## 1970

HEAD COACH: Lou Saban

### PRESEASON (3-2)

Day/Date	Score	W/L	Opponent	Location	Attend.	Temp.	Den. QB	Opp. QB
Sat., Aug. 15*	26-16	W	St. Louis Cardinals	Mile High Stadium	36,327	68°	Liske	Hart
Sat., Aug. 22*	7-24	L	Baltimore Colts	Mile High Stadium	42,499	76°	Liske	Unitas
Sat., Aug. 29*	7-23	L	San Francisco 49ers	Autzen Stadium, Eugene, Ore.	26,238	70°	Liske	Brodie
Sat., Sept. 5*	30-17	W	Chicago Bears	Mile High Stadium	42,373	71°	Liske	Douglas
Fri., Sept. 11*	16-14	W	Boston Patriots	Ute Stadium, Salt Lake City, Utah	17,832	79°	Liske	Taliaferro
	86-94				165,269			

### REGULAR SEASON (5-8-1 overall / 4th AFC West (1-4-1 Div.) / 3-3-1 home / 2-5 away)

Day/Date	Score	W/L	Opponent	Location	Attend.	Temp.	Den. QB	Opp. QB
Sun., Sept. 20	25-10	W	Buffalo Bills	War Memorial Stadium	34,882	75°	Liske	Darragh
Sun., Sept. 27	16-13	W	Pittsburgh Steelers	Mile High Stadium	50,705	64°	Liske	Bradshaw
Sun., Oct. 4	26-13	W	Kansas City Chiefs	Mile High Stadium	50,705	79°	Liske	Dawson
Sun., Oct. 11	23-35	L	Oakland Raiders	Oakland-Alameda County Coliseum	54,436	62°	Liske	Lamonica
Sun., Oct. 18	24-10	W	Atlanta Falcons	Mile High Stadium	50,705	61°	Liske	Berry
Sun., Oct. 25	14-19	L	San Francisco 49ers	Kezar Stadium	39,515	58°	Liske	Brodie
Sun., Nov. 1	3-19	L	Washington Redskins	Mile High Stadium	50,705	40°	Liske	Jurgensen
Sun., Nov. 8	21-24	L	San Diego Chargers	San Diego Stadium	48,327	70°	Tensi	Hadl
Sun., Nov. 15	19-24	L	Oakland Raiders	Mile High Stadium	50,959	50°	Tensi	Lamonica
Sun., Nov. 22	31-6	W	New Orleans Saints	Tulane Stadium	66,837	72°	Liske	Kilmer
Sun., Nov. 29	21-31	L	Houston Oilers	Astrodome	35,733	Ind.	Liske	Johnson, C.
Sun., Dec. 6	0-16	L	Kansas City Chiefs	Municipal Stadium	50,454	38°	Pastrana	Dawson
Sun., Dec. 13	17-17	T	San Diego Chargers	Mile High Stadium	50,959	48°	Pastrana	Hadl
Sun., Dec. 20	13-27	L	Cleveland Browns	Mile High Stadium	51,001	40°	Pastrana	Nelsen
	253-264				685,923			

## 1971

HEAD COACH: Lou Saban (9 games) & Jerry Smith (5 games)

### PRESEASON (1-4)

Day/Date	Score	W/L	Opponent	Location	Attend.	Temp.	Den. QB	Opp. QB
Sat., Aug. 14*	13-17	L	Washington Redskins	Mile High Stadium	42,561	69°	Horn	Jurgensen
Sat., Aug. 21*	10-27	L	Atlanta Falcons	Memorial Stadium, Memphis, Tenn.	22,474	85°	Horn	Berry
Sat., Aug. 28*	17-33	L	San Francisco 49ers	Joe Albi Stadium, Spokane, Wash.	33,184	80°	Horn	Spurrier
Sat., Sept. 4*	14-7	W	Minnesota Vikings	Mile High Stadium	43,000	63°	Horn	Snead
Sun., Sept. 12*	17-33	L	Chicago Bears	Soldier Field	47,215	64°	Horn	Concannon
	71-117				188,434			

### REGULAR SEASON (4-9-1 overall / 4th AFC West (1-5 Div.) / 2-4-1 home / 2-5 away)

Day/Date	Score	W/L	Opponent	Location	Attend.	Temp.	Den. QB	Opp. QB
Sun., Sept. 19	10-10	T	Miami Dolphins	Mile High Stadium	51,228	49°	Horn	Griese
Sun., Sept. 26	13-34	L	Green Bay Packers	Millwaukee County Stadium	47,957	59°	Horn	Hunter
Sun., Oct. 3	3-16	L	Kansas City Chiefs	Mile High Stadium	51,200	64°	Horn	Dawson
Sun., Oct. 10	16-27	L	Oakland Raiders	Mile High Stadium	51,200	82°	Horn	Lamonica
Sun., Oct. 17	20-16	W	San Diego Chargers	Mile High Stadium	51,200	62°	Horn	Hadl
Sun., Oct. 24	27-0	W	Cleveland Browns	Cleveland Stadium	75,674	60°	Horn	Nelsen
Sun., Oct. 31	16-17	L	Philadelphia Eagles	Veterans Stadium	65,358	63°	Horn	Arrington
Sun., Nov. 7	20-24	L	Detroit Lions	Mile High Stadium	51,200	58°	Horn	Landry
Sun., Nov. 14	10-24	L	Cincinnati Bengals	Mile High Stadium	51,200	56°	Horn	Carter
— Lou Saban out, Jerry Smith in as head coach —								
Sun., Nov. 21	10-28	L	Kansas City Chiefs	Municipal Stadium	49,945	41°	Ramsey	Dawson
Sun., Nov. 28	22-10	W	Pittsburgh Steelers	Three Rivers Stadium	39,710	42°	Ramsey	Bradshaw
Sun., Dec. 5	6-3	W	Chicago Bears	Mile High Stadium	51,200	50°	Ramsey	Douglas
Sun., Dec. 12	17-45	L	San Diego Chargers	San Diego Stadium	44,347	63°	Ramsey	Hadl
Sun., Dec. 19	13-21	L	Oakland Raiders	Oakland-Alameda County Coliseum	54,651	48°	Ramsey	Lamonica
	203-275				736,042			



## 1972

HEAD COACH: John Ralston

## PRESEASON (2-3)

Day/Date	Score	W/L	Opponent	Location	Attend.	Temp.	Den. QB	Opp. QB
Fri., Aug. 11*	0-41	L	Washington Redskins	RFK Stadium	46,043	75°	Horn	Kilmer
Sat., Aug. 19*	13-17	L	St. Louis Cardinals	Busch Stadium	34,506	87°	Ramsey	Cuzzo
Sun., Aug. 27	27-24	W	San Francisco 49ers	Candlestick Park	58,115	69°	Johnson	Brodie
Sat., Sept. 2*	49-24	W	New England Patriots	Mike High Stadium	37,128	64°	Ramsey	Plunkett
Sun., Sept. 10	13-20	L	Baltimore Colts	Mike High Stadium	49,605	80°	Johnson	Unitas
	102-126				225,397			

## REGULAR SEASON (5-9 overall / 3rd AFC West (2-4 Div.) / 3-4 home / 2-5 away)

Day/Date	Score	W/L	Opponent	Location	Attend.	Temp.	Den. QB	Opp. QB
Sun., Sept. 17	30-17	W	Houston Oilers	Mike High Stadium	51,656	84°	Ramsey	Pastorini
Sun., Sept. 24	14-37	L	San Diego Chargers	San Diego Stadium	49,048	70°	Ramsey	Hadl
Sun., Oct. 1	24-45	L	Kansas City Chiefs	Mike High Stadium	51,656	80°	Ramsey	Dawson
Sun., Oct. 8	10-21	L	Cincinnati Bengals	Riverfront Stadium	55,812	67°	Ramsey	Anderson
Sun., Oct. 15	20-23	L	Minnesota Vikings	Mike High Stadium	51,656	79°	Ramsey	Tarkenton
Sun., Oct. 22	30-23	W	Oakland Raiders	Oakland-Alameda County Coliseum	53,551	59°	Johnson	Lamonica
Sun., Oct. 29	20-27	L	Cleveland Browns	Mike High Stadium	51,656	37°	Johnson	Phipps
Sun., Nov. 5	17-29	L	New York Giants	Yankee Stadium	62,689	44°	Johnson	Snead
Sun., Nov. 12	16-10	W	Los Angeles Rams	L.A. Coliseum	65,398	68°	Johnson	Gabriel
Sun., Nov. 19	20-37	L	Oakland Raiders	Mike High Stadium	51,656	43°	Johnson	Lamonica
Sun., Nov. 26	20-23	L	Atlanta Falcons	Atlanta Stadium	58,850	43°	Johnson	Berry
Sun., Dec. 3	21-24	L	Kansas City Chiefs	Arrowhead Stadium	66,725	20°	Johnson	Dawson
Sun., Dec. 10	38-13	W	San Diego Chargers	Mike High Stadium	51,478	9°	Johnson	Hadl
Sun., Dec. 17	45-21	W	New England Patriots	Mike High Stadium	51,656	47°	Johnson	Plunkett
	325-350				773,487			

## 1973

HEAD COACH: John Ralston

## PRESEASON (2-3)

Day/Date	Score	W/L	Opponent	Location	Attend.	Temp.	Den. QB	Opp. QB
Fri., Aug. 10*	10-14	L	Washington Redskins	RFK Stadium	38,923	87°	Johnson	Kilmer
Sat., Aug. 18*	38-17	W	St. Louis Cardinals	Mike High Stadium	39,088	82°	Ernst	Hart
Sun., Aug. 26	7-43	L	San Francisco 49ers	Candlestick Park	59,097	66°	Ramsey	Spurrier
Fri., Aug. 31*	16-14	W	Buffalo Bills	Mike High Stadium	42,336	71°	Johnson	Ferguson
Sun., Sept. 9	10-17	L	Baltimore Colts	Mike High Stadium	41,860	68°	Johnson	Dornes
	81-105				221,315			

## REGULAR SEASON (7-5-2 overall / 3rd AFC West (3-2-1 Div.) / 3-3-1 home / 4-2-1 away)

Day/Date	Score	W/L	Opponent	Location	Attend.	Temp.	Den. QB	Opp. QB
Sun., Sept. 16	28-10	W	Cincinnati Bengals	Mike High Stadium	49,059	45°	Johnson	Anderson
Sun., Sept. 23	34-36	L	San Francisco 49ers	Mike High Stadium	51,706	82°	Johnson	Brodie
Sun., Sept. 30	14-33	L	Chicago Bears	Mike High Stadium	51,159	74°	Johnson	Douglass
Sun., Oct. 7	14-16	L	Kansas City Chiefs	Arrowhead Stadium	71,414	72°	Johnson	Dawson
Sun., Oct. 14	48-20	W	Houston Oilers	Astrodome	32,801	Ind.	Johnson	Pastorini
Mon., Oct. 22*	23-23	T	Oakland Raiders	Mike High Stadium	51,270	65°	Johnson	Stabler
Sun., Oct. 28	40-28	W	New York Jets	Shea Stadium	55,108	54°	Johnson	Demory
Sun., Nov. 4	17-17	T	St. Louis Cardinals	Busch Stadium	46,565	48°	Johnson	Hart
Sun., Nov. 11	30-19	W	San Diego Chargers	Mike High Stadium	51,034	73°	Johnson	Clark, W.
Sun., Nov. 18	23-13	W	Pittsburgh Steelers	Three Rivers Stadium	48,580	43°	Johnson	Hanratty
Sun., Nov. 25	14-10	W	Kansas City Chiefs	Mike High Stadium	51,331	45°	Johnson	Livingston
Sun., Dec. 2	10-22	L	Dallas Cowboys	Mike High Stadium	51,508	54°	Johnson	Staubach
Sun., Dec. 9	42-28	W	San Diego Chargers	Mike High Stadium	44,954	78°	Johnson	Fouts
Sun., Dec. 16	17-21	L	Oakland Raiders	Oakland-Alameda County Coliseum	51,910	49°	Johnson	Stabler
	354-296				708,399			

## 1974

HEAD COACH: John Ralston

## PRESEASON (4-2)

Day/Date	Score	W/L	Opponent	Location	Attend.	Temp.	Den. QB	Opp. QB
Sat., Aug. 3*	19-41	L	New York Jets	Mike High Stadium	27,599	73°	Hufnagel	Jones, J.
Sat., Aug. 10*	27-21	W	Minnesota Vikings	Mike High Stadium	23,822	71°	Hufnagel	Kaye
Sun., Aug. 18	10-3	W	San Francisco 49ers	Candlestick Park	29,908	66°	Hufnagel	Owen
Sat., Aug. 24*	31-21	W	Green Bay Packers	Lambeau Field	56,257	61°	Johnson	Tagge
Sat., Aug. 31*	27-21	W	New England Patriots	Joe Albi Stadium, Spokane, Wash.	18,000	78°	Johnson	Plunkett
Sun., Sept. 8*	14-20	L	Atlanta Falcons	Mike High Stadium	43,253	78°	Johnson	Lee
	128-127				198,839			

## REGULAR SEASON (7-6-1 overall / 2nd AFC West (3-3 Div.) / 3-3-1 home / 4-3 away)

Day/Date	Score	W/L	Opponent	Location	Attend.	Temp.	Den. QB	Opp. QB
Sun., Sept. 15	10-17	L	Los Angeles Rams	Mike High Stadium	56,981	65°	Johnson	Hadl
Sun., Sept. 22	35-35	T	Pittsburgh Steelers (OT)	Mike High Stadium	50,858	74°	Johnson	Gilliam
Mon., Sept. 30*	3-30	L	Washington Redskins	RFK Stadium	54,395	67°	Johnson	Kilmer
Sun., Oct. 6	17-14	W	Kansas City Chiefs	Arrowhead Stadium	67,298	52°	Johnson	Livingston
Sun., Oct. 13	33-17	W	New Orleans Saints	Mike High Stadium	50,751	66°	Ramsey	Manning, A.
Sun., Oct. 20	27-7	W	San Diego Chargers	Mike High Stadium	50,748	75°	Johnson	Fouts
Sun., Oct. 27	21-23	L	Cleveland Browns	Cleveland Stadium	60,478	61°	Johnson	Phipps
Sun., Nov. 3	17-28	L	Oakland Raiders	Mike High Stadium	45,766	33°	Johnson	Stabler
Sun., Nov. 10	17-6	W	Baltimore Colts	Memorial Stadium	32,244	58°	Johnson	Dornes
Mon., Nov. 18*	34-42	L	Kansas City Chiefs	Mike High Stadium	50,236	50°	Johnson	Dawson
Sun., Nov. 24	20-17	W	Oakland Raiders	Oakland-Alameda County Coliseum	51,224	62°	Johnson	Stabler
Thu., Nov. 28	31-27	W	Detroit Lions	Tiger Stadium	51,157	34°	Johnson	Landry
Thu., Dec. 8	37-14	W	Houston Oilers	Mike High Stadium	46,942	36°	Johnson	Pastorini
Sun., Dec. 15	0-17	L	San Diego Chargers	San Diego Stadium	35,756	70°	Ramsey	Freitas
	302-294				704,834			

## 1975

HEAD COACH: John Ralston

### PRESEASON (3-3)

Day/Date	Score	W/L	Opponent	Location	Attend.	Temp.	Den. QB	Opp. QB
Sat., Aug. 9*	20-23	L	Baltimore Colts	Mile High Stadium	35,269	58°	Hufnagel	Jones, B.
Sat., Aug. 16*	21-24	L	New Orleans Saints	Superdome	40,089	Ind.	Ramsey	Manning, A.
Sat., Aug. 23*	27-21	W	Houston Oilers	Mile High Stadium	33,813	83°	Hufnagel	Dickey
Sat., Aug. 30*	13-0	W	Chicago Bears	Soldier Field	30,128	68°	Ramsey	Douglass
Sun., Sept. 7	10-44	L	San Francisco 49ers	Candlestick Park	45,686	62°	Johnson	Shed
Sun., Sept. 14	21-17	W	St. Louis Cardinals	Mile High Stadium	45,631	73°	Johnson	Neat
	112-129				230,616			

### REGULAR SEASON (6-8 overall / 2nd AFC West (3-3 Div.) / 5-2 home / 1-6 away)

Day/Date	Score	W/L	Opponent	Location	Attend.	Temp.	Den. QB	Opp. QB
Sun., Sept. 21	37-33	W	Kansas City Chiefs	Mile High Stadium	51,858	58°	Johnson	Livingston
Mon., Sept. 29*	23-13	W	Green Bay Packers	Mile High Stadium	52,491	64°	Johnson	Hadi
Sun., Oct. 5	14-38	L	Buffalo Bills	Rich Stadium	79,798	70°	Johnson	Ferguson
Sun., Oct. 12	9-20	L	Pittsburgh Steelers	Three Rivers Stadium	49,164	56°	Johnson	Bradshaw
Sun., Oct. 19	16-15	W	Cleveland Browns	Mile High Stadium	52,540	77°	Johnson	Phipps
Sun., Oct. 26	13-26	L	Kansas City Chiefs	Arrowhead Stadium	70,043	55°	Johnson	Livingston
Sun., Nov. 2	17-42	L	Oakland Raiders	Mile High Stadium	52,330	62°	Ramsey	Stabler
Sun., Nov. 9	16-17	L	Cincinnati Bengals	Mile High Stadium	49,702	36°	Ramsey	Anderson
Sun., Nov. 16	27-17	W	San Diego Chargers	San Diego Stadium	26,048	70°	Ramsey	Fouts
Sun., Nov. 23	21-35	L	Atlanta Falcons	Atlanta-Fulton County Stadium	28,686	39°	Ramsey	Bartkowski
Sun., Nov. 30	13-10	W	San Diego Chargers (OT)	Mile High Stadium	44,982	33°	Ramsey	Freitas
Mon., Dec. 8*	10-17	L	Oakland Raiders	Oakland-Alameda County Coliseum	51,075	57°	Hufnagel	Stabler
Sun., Sept. 5	25-10	W	Philadelphia Eagles	Mile High Stadium	36,860	18°	Ramsey	Boryla
Sat., Dec. 20	13-14	L	Miami Dolphins	Orange Bowl	43,064	75°	Ramsey	Strock
	254-307				688,641			

## 1976

HEAD COACH: John Ralston

### PRESEASON (5-2)

Day/Date	Score	W/L	Opponent	Location	Attend.	Temp.	Den. QB	Opp. QB
Sat., July 24	10-7	W	Detroit Lions	Fawcett Stadium (Canton, Ohio; Hall of Fame Game)	17,639	78°	Ramsey	Reed
Sat., July 31*	14-15	L	Chicago Bears	Mile High Stadium	22,495	73°	Hufnagel	Avellini
Sun., Aug. 8	7-17	L	San Francisco 49ers	Candlestick Park	40,052	65°	Ramsey	Bull
Sat., Aug. 14*	13-9	W	Dallas Cowboys	Texas Stadium	54,567	97°	Ramsey	Staubach
Sat., Aug. 21*	52-7	W	Seattle Seahawks	Mile High Stadium	22,887	84°	Ramsey	Zorn
Sat., Aug. 28*	21-17	W	St. Louis Cardinals	Busch Stadium	39,808	85°	Ramsey	Hart
Sun., Sept. 5	30-37	W	Minnesota Vikings	Mile High Stadium	52,129	87°	Ramsey	Tarkenton
	146-89				249,577			

### REGULAR SEASON (9-5 overall / 2nd AFC West (5-2 Div.) / 6-1 home / 3-4 away)

Day/Date	Score	W/L	Opponent	Location	Attend.	Temp.	Den. QB	Opp. QB
Sun., Sept. 12	7-17	L	Cincinnati Bengals	Riverfront Stadium	53,464	73°	Ramsey	Anderson
Sun., Sept. 19	46-3	W	New York Jets	Mile High Stadium	62,519	58°	Ramsey	Namath
Sun., Sept. 26	44-13	W	Cleveland Browns	Mile High Stadium	62,758	58°	Ramsey	Sipe
Sun., Oct. 3	26-0	W	San Diego Chargers	Mile High Stadium	62,486	71°	Ramsey	Fouts
Sun., Oct. 10	3-17	L	Houston Oilers	Astrodome	47,928	Ind.	Ramsey	Pastorini
Sun., Oct. 17	10-17	L	Oakland Raiders	Mile High Stadium	63,241	69°	Ramsey	Stabler
Sun., Oct. 24	35-26	W	Kansas City Chiefs	Arrowhead Stadium	57,961	43°	Ramsey	Livingston
Sun., Oct. 31	6-19	L	Oakland Raiders	Oakland-Alameda County Coliseum	52,169	62°	Ramsey	Stabler
Sun., Nov. 7	48-13	W	Tampa Bay Buccaneers	Mile High Stadium	62,503	57°	Ramsey	Spurrier
Sun., Nov. 14	17-0	W	San Diego Chargers	San Diego Stadium	32,017	66°	Ramsey	Fouts
Sun., Nov. 21	14-13	W	New York Giants	Mile High Stadium	62,961	40°	Ramsey	Morton
Sun., Nov. 28	14-38	L	New England Patriots	Schaefer Stadium	61,128	56°	Ramsey	Grogan
Sun., Dec. 5	17-16	W	Kansas City Chiefs	Mile High Stadium	57,995	34°	Penrose	Livingston
Sun., Dec. 12	28-14	W	Chicago Bears	Soldier Field	44,459	30°	Penrose	Avellini
	315-206				783,589			

## 1977

HEAD COACH: Red Miller

### PRESEASON (5-1)

Day/Date	Score	W/L	Opponent	Location	Attend.	Temp.	Den. QB	Opp. QB
Fri., Aug. 5*	14-8	W	Baltimore Colts	Mile High Stadium	40,059	68°	Morton	Jones, B.
Sat., Aug. 13*	15-7	W	St. Louis Cardinals	Mile High Stadium	44,001	79°	Weese	Wells
Sat., Aug. 20*	10-2	W	Atlanta Falcons	Atlanta-Fulton County Stadium	21,239	78°	Penrose	McQuikien
Sun., Aug. 28*	24-28	L	Philadelphia Eagles	Veterans Stadium	29,532	86°	Spurrier	Jaworski
Fri., Sept. 2*	27-10	W	Seattle Seahawks	Kingdome	54,916	Ind.	Morton	Zorn
Sat., Sept. 10*	20-0	W	San Francisco 49ers	Candlestick Park	36,441	66°	Morton	Plunkett
	110-55				226,188			

### REGULAR SEASON (12-2 overall / 1st AFC West (6-1 Div.) / 6-1 home / 6-1 away)

Day/Date	Score	W/L	Opponent	Location	Attend.	Temp.	Den. QB	Opp. QB
Sun., Sept. 18	7-0	W	St. Louis Cardinals	Mile High Stadium	75,002	71°	Morton	Hart
Sun., Sept. 25	26-6	W	Buffalo Bills	Mile High Stadium	74,737	80°	Morton	Ferguson
Sun., Oct. 2	24-13	W	Seattle Seahawks	Kingdome	53,108	Ind.	Morton	Myer
Sun., Oct. 9	23-7	W	Kansas City Chiefs	Mile High Stadium	74,718	68°	Morton	Livingston
Sun., Oct. 16	30-7	W	Oakland Raiders	Oakland-Alameda County Coliseum	53,616	62°	Morton	Stabler
Sun., Oct. 23	24-13	W	Cincinnati Bengals	Riverfront Stadium	54,395	59°	Morton	Reaves
Sun., Oct. 30	14-24	L	Oakland Raiders	Mile High Stadium	75,007	67°	Morton	Stabler
Sun., Nov. 6	21-7	W	Pittsburgh Steelers	Mile High Stadium	74,967	62°	Morton	Bradshaw
Sun., Nov. 13	17-14	W	San Diego Chargers	San Diego Stadium	45,211	73°	Morton	Harris, J.
Sun., Nov. 20	14-7	W	Kansas City Chiefs	Arrowhead Stadium	54,050	52°	Morton	Livingston
Sun., Nov. 27	27-13	W	Baltimore Colts	Mile High Stadium	74,939	47°	Morton	Jones, B.
Sun., Dec. 4	24-14	W	Houston Oilers	Astrodome	46,875	Ind.	Morton	Pastorini
Sun., Dec. 11	17-9	W	San Diego Chargers	Mile High Stadium	74,905	64°	Morton	Fouts
Sun., Dec. 18	6-14	L	Dallas Cowboys	Texas Stadium	63,752	77°	Morton	Staubach
	274-148				892,899			

**1977 AFC DIVISIONAL PLAYOFF GAME**

Sat., Dec. 24 34-21 W Pittsburgh Steelers Mile High Stadium 75,011 43° Morton Bradshaw

**1977 AFC CHAMPIONSHIP GAME**

Sun., Jan. 1 20-17 W Oakland Raiders Mile High Stadium 74,982 18° Morton Stabler

**SUPER BOWL XII**

Sun., Jan. 15 10-27 L Dallas Cowboys Louisiana Superdome, New Orleans 75,583 Ind. Morton Staubach

**1978**

**HEAD COACH:** Red Miller

**PRESEASON (2-2)**

Day/Date	Score	W/L	Opponent	Location	Attend.	Temp.	Den. QB	Opp. QB
Sat., Aug. 5*	17-12	W	Houston Oilers	Astrodome	48,027	91°	Morton	Pastorini
Sat., Aug. 12*	14-21	L	Dallas Cowboys	Mile High Stadium	74,619	91°	Morton	Staubach
Sat., Aug. 19*	23-13	W	Buffalo Bills	Rich Stadium	18,301	82°	Morton	Johnson, K.
Fri., Aug. 25*	13-24	L	San Francisco 49ers	Mile High Stadium	73,559	75°	Morton	Plunkett
	67-70				214,506			

**REGULAR SEASON (10-6 overall / 1st AFC West (7-1 Div.) / 6-2 home / 4-4 away)**

Day/Date	Score	W/L	Opponent	Location	Attend.	Temp.	Den. QB	Opp. QB
Sun., Sept. 3	14-6	W	Oakland Raiders	Mile High Stadium	74,904	90°	Morton	Stabler
Mon., Sept. 11*	9-12	L	Minnesota Vikings (OT)	Metropolitan Stadium	46,508	79°	Morton	Tarkenton
Sun., Sept. 17	27-14	W	San Diego Chargers	Mile High Stadium	74,983	70°	Morton	Fouts
Sun., Sept. 24	23-17	W	Kansas City Chiefs (OT)	Arrowhead Stadium	60,593	83°	Morton	Livingston
Sun., Oct. 1	28-7	W	Seattle Seahawks	Mile High Stadium	74,989	83°	Morton	Zorn
Sun., Oct. 8	0-23	L	San Diego Chargers	San Diego Stadium	50,077	73°	Morton	Fouts
Mon., Oct. 16*	16-7	W	Chicago Bears	Mile High Stadium	75,008	65°	Penrose	Avellini
Sun., Oct. 22	6-7	L	Baltimore Colts	Memorial Stadium	54,057	75°	Morton	Troup
Sun., Oct. 29	20-17	W	Seattle Seahawks (OT)	Kingdome	62,948	Ind.	Morton	Zorn
Sun., Nov. 5	28-31	L	New York Jets	Mile High Stadium	74,983	49°	Penrose	Robinson, M.
Sun., Nov. 12	19-7	W	Cleveland Browns	Cleveland Stadium	70,856	48°	Morton	Sipe
Sun., Nov. 19	16-3	W	Green Bay Packers	Mile High Stadium	74,965	35°	Morton	Whitehurst
Thu., Nov. 23	14-17	L	Detroit Lions	Silverdome	71,785	Ind.	Morton	Danielson
Sun., Dec. 3*	21-6	W	Oakland Raiders	Oakland-Alameda County Coliseum	53,932	52°	Morton	Stabler
Sun., Dec. 10	24-3	W	Kansas City Chiefs	Mile High Stadium	74,149	35°	Morton	Livingston
Sat., Dec. 16	17-21	L	Pittsburgh Steelers	Mile High Stadium	74,104	35°	Morton	Bradshaw
	282-198				1,067,693			

**1978 AFC DIVISIONAL PLAYOFF GAME**

Sat., Dec. 30 10-33 L Pittsburgh Steelers Three Rivers Stadium 48,921 33° Morton Bradshaw

**1979**

**HEAD COACH:** Red Miller

**PRESEASON (3-1)**

Day/Date	Score	W/L	Opponent	Location	Attend.	Temp.	Den. QB	Opp. QB
Sat., Aug. 4*	6-7	L	Dallas Cowboys	Texas Stadium	61,192	91°	Weese	Staubach
Sat., Aug. 11*	13-6	W	Washington Redskins	Mile High Stadium	58,799	78°	Morton	Theismann
Sat., Aug. 18*	21-0	W	San Francisco 49ers	Candlestick Park	34,133	60°	Penrose	Montana
Fri., Aug. 24*	20-17	W	New England Patriots (OT)	Mile High Stadium	75,103	69°	Weese	Grogan
	60-30				229,227			

**REGULAR SEASON (10-6 overall / 2nd AFC West (4-4 Div.) / 6-2 home / 4-4 away)**

Day/Date	Score	W/L	Opponent	Location	Attend.	Temp.	Den. QB	Opp. QB
Sun., Sept. 2	10-0	W	Cincinnati Bengals	Mile High Stadium	74,788	85°	Weese	Anderson
Thu., Sept. 6*	9-13	L	Los Angeles Rams	Mile High Stadium	74,884	83°	Weese	Haden
Sun., Sept. 16	20-17	W	Atlanta Falcons (OT)	Atlanta-Fulton County Stadium	57,677	70°	Weese	Bartkowski
Sun., Sept. 23	37-34	W	Seattle Seahawks	Mile High Stadium	74,879	81°	Weese	Zorn
Sun., Sept. 30	3-27	L	Oakland Raiders	Oakland-Alameda County Coliseum	52,632	72°	Weese	Stabler
Sun., Oct. 7	7-0	W	San Diego Chargers	Mile High Stadium	74,997	85°	Weese	Fouts
Sun., Oct. 14	24-10	W	Kansas City Chiefs	Arrowhead Stadium	74,292	59°	Morton	Fuller
Mon., Oct. 22*	7-42	L	Pittsburgh Steelers	Three Rivers Stadium	49,699	70°	Morton	Bradshaw
Sun., Oct. 28	20-3	W	Kansas City Chiefs	Mile High Stadium	74,908	62°	Morton	Livingston
Sun., Nov. 4	10-3	W	New Orleans Saints	Mile High Stadium	74,482	48°	Morton	Manning, A.
Sun., Nov. 11	45-10	W	New England Patriots	Mile High Stadium	74,379	39°	Morton	Grogan
Sun., Nov. 18	38-28	W	San Francisco 49ers	Candlestick Park	42,910	62°	Morton	DeBerg
Sun., Nov. 25	10-14	L	Oakland Raiders	Mile High Stadium	74,186	40°	Morton	Stabler
Sun., Dec. 2	19-16	W	Buffalo Bills	Rich Stadium	37,886	24°	Morton	Ferguson
Sat., Dec. 8	23-28	L	Seattle Seahawks	Kingdome	60,038	Ind.	Morton	Zorn
Mon., Dec. 17*	7-17	L	San Diego Chargers	San Diego Stadium	51,906	68°	Morton	Fouts
	289-262				1,024,543			

**1979 AFC WILD CARD PLAYOFF GAME**

Sun., Dec. 23 7-13 L Houston Oilers Astrodome 48,776 Ind. Morton Pastorini

**1980**

**HEAD COACH:** Red Miller

**PRESEASON (2-2)**

Day/Date	Score	W/L	Opponent	Location	Attend.	Temp.	Den. QB	Opp. QB
Sat., Aug. 9*	17-6	W	Cincinnati Bengals	Mile High Stadium	67,532	78°	Robinson	Anderson
Sat., Aug. 16*	6-9	L	New York Giants	Giants Stadium	30,904	73°	Morton	Simms
Sat., Aug. 23*	13-26	L	Los Angeles Rams	Mile High Stadium	73,946	78°	Robinson	Haden
Sat., Aug. 30*	38-0	W	Green Bay Packers	Lambeau Field	53,060	72°	Robinson	Dickey
	74-41				225,442			

**REGULAR SEASON (8-8 overall / 4th AFC West (3-5 Div.) / 4-4 home / 4-4 away)**

Day/Date	Score	W/L	Opponent	Location	Attend.	Temp.	Den. QB	Opp. QB
Sun., Sept. 7	6-27	L	Philadelphia Eagles	Veterans Stadium	70,307	81°	Robinson	Jaworski
Sun., Sept. 14	41-20	W	Dallas Cowboys	Mile High Stadium	74,919	77°	Robinson	White
Sun., Sept. 21	13-30	L	San Diego Chargers	Mile High Stadium	74,970	81°	Robinson	Fouts
Mon., Sept. 29*	14-23	L	New England Patriots	Schaefer Stadium	59,602	51°	Robinson	Grogan
Sun., Oct. 5	19-16	W	Cleveland Browns	Cleveland Stadium	81,065	42°	Robinson	Sipe
Mon., Oct. 13	20-17	W	Washington Redskins	Mile High Stadium	74,657	69°	Robinson	Theismann
Sun., Oct. 19	17-23	L	Kansas City Chiefs	Mile High Stadium	74,459	63°	Morton	Fuller
Sun., Oct. 26	14-9	W	New York Giants	Giants Stadium	67,598	48°	Morton	Simms

Sun., Nov. 2	16-20	L	Houston Oilers	Mile High Stadium	74,717	68°	Morton	Stabler
Sun., Nov. 9	20-13	W	San Diego Chargers	San Diego Stadium	51,435	69°	Morton	Fouts
Sun., Nov. 16	31-24	W	New York Jets	Mile High Stadium	72,114	28°	Morton	Todd
Sun., Nov. 23	36-20	W	Seattle Seahawks	Mile High Stadium	73,274	34°	Morton	Zorn
Mon., Dec. 1*	3-9	L	Oakland Raiders	Oakland-Alameda County Coliseum	51,583	56°	Morton	Plunkett
Sun., Dec. 7	14-31	L	Kansas City Chiefs	Arrowhead Stadium	40,237	41°	Morton	Kenney
Sun., Dec. 14	21-24	L	Oakland Raiders	Mile High Stadium	73,974	65°	Morton	Plunkett
Sun., Dec. 21	25-17	W	Seattle Seahawks	Kingdome	51,853	Ind.	Robinson	Zorn
	310-323				1,066,764			

## 1981

**HEAD COACH:** Dan Reeves

### PRESEASON (2-2)

Day/Date	Score	W/L	Opponent	Location	Attend.	Temp.	Den. QB	Opp. QB
Fri., Aug. 7*	7-33	L	New York Jets	Mile High Stadium	63,644	75°	Robinson	Todd
Sat., Aug. 15*	14-24	L	Miami Dolphins	Orange Bowl	41,502	82°	Morton	Woodley
Sat., Aug. 22*	17-7	W	Green Bay Packers	Mile High Stadium	72,450	66°	Morton	Dickey
Sat., Aug. 29*	24-20	W	Cincinnati Bengals	Riverfront Stadium	41,713	74°	Morton	Anderson
	62-84				219,309			

### REGULAR SEASON (10-6 overall / 2nd AFC West (5-3 Div.) / 8-0 home / 2-6 away)

Day/Date	Score	W/L	Opponent	Location	Attend.	Temp.	Den. QB	Opp. QB
Sun., Sept. 6	9-7	W	Oakland Raiders	Mile High Stadium	74,796	74°	Morton	Plunkett
Sun., Sept. 13	10-13	L	Seattle Seahawks	Kingdome	58,513	Ind.	Morton	Zorn
Sun., Sept. 20	28-10	W	Baltimore Colts	Mile High Stadium	74,804	84°	Morton	Jones, B.
Sun., Sept. 27	42-24	W	San Diego Chargers	Mile High Stadium	74,844	82°	Morton	Fouts
Sun., Oct. 4	17-0	W	Oakland Raiders	Oakland-Alameda County Coliseum	51,035	60°	Morton	Plunkett
Sun., Oct. 11	27-21	W	Detroit Lions	Mile High Stadium	74,816	79°	Morton	Komlo
Sun., Oct. 18	14-28	L	Kansas City Chiefs	Arrowhead Stadium	74,672	55°	Morton	Kenney
Sun., Oct. 25	7-9	L	Buffalo Bills	Rich Stadium	77,757	56°	Morton	Ferguson
Mon., Nov. 2*	19-17	W	Minnesota Vikings	Mile High Stadium	74,834	48°	Morton	Kramer
Sun., Nov. 8	23-20	W	Cleveland Browns (OT)	Mile High Stadium	74,859	48°	Morton	Sipe
Sun., Nov. 15	24-7	W	Tampa Bay Buccaneers	Tampa Stadium	64,518	69°	Morton	Williams, D.
Sun., Nov. 22	21-38	L	Cincinnati Bengals	Riverfront Stadium	57,207	32°	DeBerg	Anderson
Sun., Nov. 29	17-34	L	San Diego Chargers	Jack Murphy Stadium	51,533	66°	Morton	Fouts
Sun., Dec. 6	16-13	W	Kansas City Chiefs	Mile High Stadium	74,744	68°	Morton	Fuller
Sun., Dec. 13	23-13	W	Seattle Seahawks	Mile High Stadium	74,527	45°	Morton	Krieg
Sun., Dec. 20	24-35	L	Chicago Bears	Soldier Field	40,125	14°	Morton	Evans, V.
	321-289				1,073,636			

## 1982

**HEAD COACH:** Dan Reeves

### PRESEASON (4-0)

Day/Date	Score	W/L	Opponent	Location	Attend.	Temp.	Den. QB	Opp. QB
Sat., Aug. 14*	33-20	W	Los Angeles Rams	Anaheim Stadium	57,482	69°	DeBerg	Jones, B.
Sat., Aug. 21*	17-14	W	Miami Dolphins	Mile High Stadium	74,465	79°	Morton	Strock
Sat., Aug. 28*	27-17	W	Minnesota Vikings	Mile High Stadium	73,371	85°	Morton	Wilson, W.
Sat., Sept. 4*	20-13	W	New York Jets	Giants Stadium	43,820	65°	Morton	Todd
	97-64				249,138			

### REGULAR SEASON (2-7 overall / 12th in Conference (0-6 vs. Div. Opp.) / 1-4 home / 1-3 away)

Day/Date	Score	W/L	Opponent	Location	Attend.	Temp.	Den. QB	Opp. QB
Sun., Sept. 12	9-23	L	San Diego Chargers	Mile High Stadium	73,564	56°	Morton	Fouts
Sun., Sept. 19	24-21	W	San Francisco 49ers	Mile High Stadium	73,899	65°	Morton	Montana
<i>—57-day player strike cancels or postpones eight games—</i>								
Sun., Sept. 26			canceled/players' strike	at New Orleans				
Sun., Oct. 3			canceled/players' strike	Pittsburgh				
Sun., Oct. 10			canceled/players' strike	at N.Y. Jets				
Sun., Oct. 17			canceled/players' strike	at Houston				
Sun., Oct. 24			canceled/players' strike	Los Angeles Raiders				
Sun., Oct. 31			canceled/players' strike	Buffalo				
Sun., Nov. 7			postponed/players' strike	at Seattle (rescheduled for Jan. 2)				
Sun., Nov. 14			canceled/players' strike	at Kansas City				
Sun., Nov. 21	10-17	L	Seattle Seahawks	Mile High Stadium	73,916	48°	Morton	Zorn
Sun., Nov. 28	20-30	L	San Diego Chargers	Jack Murphy Stadium	47,629	68°	DeBerg	Fouts
Sun., Dec. 5	27-34	L	Atlanta Falcons	Mile High Stadium	73,984	46°	DeBerg	Barkowski
Sun., Dec. 12	27-24	W	Los Angeles Rams	Anaheim Stadium	48,112	77°	DeBerg	Ferragamo
Sun., Dec. 19	16-37	L	Kansas City Chiefs	Mile High Stadium	74,192	55°	DeBerg	Kenney
Sun., Dec. 26	10-27	L	Los Angeles Raiders	L.A. Coliseum	44,160	68°	DeBerg	Plunkett
Sun., Jan. 2	11-13	L	Seattle Seahawks	Kingdome	43,145	Ind.	Herrmann	Zorn
	148-226				552,601			

## 1983

**HEAD COACH:** Dan Reeves

### PRESEASON (3-1)

Day/Date	Score	W/L	Opponent	Location	Attend.	Temp.	Den. QB	Opp. QB
Fri., Aug. 5*	10-7	W	Seattle Seahawks	Mile High Stadium	53,887	70°	DeBerg	Zorn
Sat., Aug. 13*	21-10	W	Atlanta Falcons	Mile High Stadium	73,199	66°	DeBerg	Barkowski
Sat., Aug. 20*	19-10	W	Cleveland Browns	Mile High Stadium	73,244	82°	DeBerg	McDonald
Fri., Aug. 26*	3-34	L	Minnesota Vikings	Hubert H. Humphrey Metrodome	59,435	Ind.	Elway	Kramer
	53-61				259,765			

### REGULAR SEASON (9-7 overall / 3rd AFC West (3-5 Div.) / 6-2 home / 3-5 away)

Day/Date	Score	W/L	Opponent	Location	Attend.	Temp.	Den. QB	Opp. QB
Sun., Sept. 4	14-10	W	Pittsburgh Steelers	Three Rivers Stadium	58,233	79°	Elway	Stoudt
Sun., Sept. 11	17-10	W	Baltimore Colts	Memorial Stadium	52,613	99°	Elway	Page
Sun., Sept. 18	10-13	L	Philadelphia Eagles	Mile High Stadium	74,202	73°	Elway	Jaworski
Sun., Sept. 25	7-22	L	Los Angeles Raiders	Mile High Stadium	74,289	76°	Elway	Plunkett
Sun., Oct. 2	14-31	L	Chicago Bears	Soldier Field	58,210	73°	Elway	McMahon
Sun., Oct. 9	26-14	W	Houston Oilers	Astrodome	44,209	Ind.	DeBerg	Nielsen
Sun., Oct. 16	24-17	W	Cincinnati Bengals	Mile High Stadium	74,305	55°	DeBerg	Schoenert

Sun., Oct. 23	14-6	W	San Diego Chargers	Mile High Stadium	74,581	76°	DeBerg	Luther
Sun., Oct. 30	27-24	W	Kansas City Chiefs	Mile High Stadium	74,640	72°	DeBerg	Kenney
Sun., Nov. 6	19-27	L	Seattle Seahawks	Kingdome	61,189	Ind.	DeBerg	Krieg
Sun., Nov. 13	20-22	L	Los Angeles Raiders	L.A. Coliseum	51,945	71°	Elway	Plunkett
Sun., Nov. 20	38-27	W	Seattle Seahawks	Mile High Stadium	74,710	50°	Kubiak	Krieg
Sun., Nov. 27	7-31	L	San Diego Chargers	Jack Murphy Stadium	43,650	68°	Elway	Fouts
Sun., Dec. 4	27-6	W	Cleveland Browns	Mile High Stadium	70,912	43°	Elway	Sipe
Sun., Dec. 11	21-19	W	Baltimore Colts	Mile High Stadium	74,854	44°	Elway	Pagel
Sun., Dec. 18	17-48	L	Kansas City Chiefs	Arrowhead Stadium	11,377	0°	Elway	Kenney
	302-327				973,188			

#### 1983 AFC WILD CARD PLAYOFF GAME

Sat., Dec. 24	7-31	L	Seattle Seahawks	Kingdome	64,275	Ind.	DeBerg	Krieg
---------------	------	---	------------------	----------	--------	------	--------	-------

### 1984

HEAD COACH: Dan Reeves

#### PRESEASON (3-1)

Day/Date	Score	W/L	Opponent	Location	Attend.	Temp.	Den. QB	Opp. QB
Sat., Aug. 4*	13-16	L	Washington Redskins	Mile High Stadium	31,716	65°	Elway	Theismann
Sat., Aug. 11*	21-20	W	San Francisco 49ers	Mile High Stadium	70,211	85°	Elway	Montana
Sat., Aug. 18*	31-10	W	Indianapolis Colts	Mile High Stadium	68,951	75°	Elway	Pagel
Fri., Aug. 24*	24-13	W	Atlanta Falcons	Atlanta-Fulton County Stadium	30,988	80°	Elway	Moroski
	89-49				201,866			

#### REGULAR SEASON (13-3 overall / 1st AFC West (6-2 Div.) / 7-1 home / 6-2 away)

Day/Date	Score	W/L	Opponent	Location	Attend.	Temp.	Den. QB	Opp. QB
Sun., Sept. 2	20-17	W	Cincinnati Bengals	Mile High Stadium	74,178	75°	Elway	Anderson
Sun., Sept. 9	0-27	L	Chicago Bears	Soldier Field	54,335	69°	Kubiak	McMahon
Sun., Sept. 16*	24-14	W	Cleveland Browns	Cleveland Stadium	61,980	52°	Elway	McDonald
Sun., Sept. 23	21-10	W	Kansas City Chiefs	Mile High Stadium	74,263	84°	Elway	Blackledge
Sun., Sept. 30	16-13	W	Los Angeles Raiders	Mile High Stadium	74,833	69°	Elway	Plunkett
Sun., Oct. 7	28-7	W	Detroit Lions	Silverdome	55,836	Ind.	Elway	Danielson
Mon., Oct. 15*	17-14	W	Green Bay Packers	Mile High Stadium	62,546	29°	Elway	Dickey
Sun., Oct. 21	37-7	W	Buffalo Bills	Rich Stadium	31,204	70°	Elway	Ferguson
Sun., Oct. 28	22-19	W	Los Angeles Raiders (OT)	L.A. Coliseum	91,020	68°	Kubiak	Wilson, M.
Sun., Nov. 4	26-19	W	New England Patriots	Mile High Stadium	74,908	54°	Elway	Eason
Sun., Nov. 11	16-13	W	San Diego Chargers	Jack Murphy Stadium	53,162	69°	Elway	Fouts
Sun., Nov. 18	42-21	W	Minnesota Vikings	Mile High Stadium	74,716	52°	Elway	Kramer
Sun., Nov. 25	24-27	L	Seattle Seahawks	Mile High Stadium	74,922	47°	Elway	Krieg
Sun., Dec. 2	13-16	L	Kansas City Chiefs	Arrowhead Stadium	38,494	28°	Elway	Kenney
Sun., Dec. 9	16-13	W	San Diego Chargers	Mile High Stadium	74,867	59°	Elway	Luther
Sat., Dec. 15	31-14	W	Seattle Seahawks	Kingdome	64,411	Ind.	Elway	Krieg
	353-241				1,032,737			

#### 1984 AFC DIVISIONAL PLAYOFF GAME

Sun., Dec. 30	17-24	L	Pittsburgh Steelers	Mile High Stadium	74,981	52°	Elway	Malone
---------------	-------	---	---------------------	-------------------	--------	-----	-------	--------

### 1985

HEAD COACH: Dan Reeves

#### PRESEASON (2-2)

Day/Date	Score	W/L	Opponent	Location	Attend.	Temp.	Den. QB	Opp. QB
Sat., Aug. 10*	20-30	L	New York Giants	Mile High Stadium	49,374	81°	Elway	Rutledge
Mon., Aug. 19*	20-13	W	San Francisco 49ers	Candlestick Park	55,425	65°	Elway	Montana
Sat., Aug. 24*	20-3	W	Indianapolis Colts	Mile High Stadium	71,406	79°	Elway	Schlichter
Fri., Aug. 30*	9-13	L	Minnesota Vikings	Mile High Stadium	69,373	88°	Stankavage	Kramer
	69-59				245,578			

#### REGULAR SEASON (11-5 overall / 2nd AFC West (5-3 Div.) / 6-2 home / 5-3 away)

Day/Date	Score	W/L	Opponent	Location	Attend.	Temp.	Den. QB	Opp. QB
Sun., Sept. 8	16-20	L	Los Angeles Rams	Anaheim Stadium	52,522	86°	Elway	Brock
Sun., Sept. 15	34-23	W	New Orleans Saints	Mile High Stadium	74,488	81°	Elway	Wilson, D.
Sun., Sept. 22	44-28	W	Atlanta Falcons	Atlanta-Fulton County Stadium	37,903	80°	Elway	Bartkowski
Sun., Sept. 29	26-30	L	Miami Dolphins	Mile High Stadium	73,614	29°	Elway	Marino
Sun., Oct. 6	31-20	W	Houston Oilers	Mile High Stadium	74,699	74°	Elway	Moon
Sun., Oct. 13	15-10	W	Indianapolis Colts	Hoosier Dome	60,128	Ind.	Elway	Pagel
Sun., Oct. 20	13-10	W	Seattle Seahawks (OT)	Mile High Stadium	74,899	67°	Elway	Krieg
Sun., Oct. 27	30-10	W	Kansas City Chiefs	Arrowhead Stadium	68,248	70°	Elway	Kenney
Sun., Nov. 3	10-30	L	San Diego Chargers	Jack Murphy Stadium	57,312	75°	Elway	Fouts
Mon., Nov. 11*	17-16	W	San Francisco 49ers	Mile High Stadium	73,173	20°	Elway	Montana
Sun., Nov. 17	30-24	W	San Diego Chargers (OT)	Mile High Stadium	74,376	41°	Elway	Fouts
Sun., Nov. 24	28-31	L	Los Angeles Raiders (OT)	L.A. Coliseum	63,161	63°	Elway	Wilson, M.
Sun., Dec. 1	31-23	W	Pittsburgh Steelers	Three Rivers Stadium	56,797	55°	Elway	Woodley
Sun., Dec. 8	14-17	L	Los Angeles Raiders (OT)	Mile High Stadium	75,042	36°	Elway	Wilson, M.
Sat., Dec. 14	14-13	W	Kansas City Chiefs	Mile High Stadium	69,209	51°	Elway	Blackledge
Fri., Dec. 20*	27-24	W	Seattle Seahawks	Kingdome	56,283	Ind.	Elway	Krieg
	380-329				1,041,854			

### 1986

HEAD COACH: Dan Reeves

#### PRESEASON (2-2)

Day/Date	Score	W/L	Opponent	Location	Attend.	Temp.	Den. QB	Opp. QB
Sat., Aug. 9*	7-10	L	New Orleans Saints	Mile High Stadium	47,408	73°	Elway	Hebert
Sat., Aug. 16*	27-29	L	Minnesota Vikings	Metrodome	53,193	Ind.	Elway	Kramer
Sat., Aug. 23*	14-9	W	San Francisco 49ers	Mile High Stadium	73,592	67°	Elway	Kemp
Fri., Aug. 29*	19-10	W	Los Angeles Rams	Mile High Stadium	71,737	84°	Elway	Dils
	67-48				245,930			

#### REGULAR SEASON (11-5 overall / 1st AFC West (5-3 Div.) / 7-1 home / 4-4 away)

Day/Date	Score	W/L	Opponent	Location	Attend.	Temp.	Den. QB	Opp. QB
Sun., Sept. 7	38-36	W	Los Angeles Raiders	Mile High Stadium	75,695	51°	Elway	Wilson, M.
Mon., Sept. 15*	21-10	W	Pittsburgh Steelers	Three Rivers Stadium	57,305	74°	Elway	Malone
Sun., Sept. 21	33-7	W	Philadelphia Eagles	Veterans Stadium	63,839	72°	Elway	Jaworski



Sun., Sept. 28	27-20	W	New England Patriots	Mile High Stadium	75,804	65°	Elway	Eason
Sun., Oct. 5	29-14	W	Dallas Cowboys	Mile High Stadium	76,082	59°	Elway	Pelluer
Sun., Oct. 12	31-14	W	San Diego Chargers	Jack Murphy Stadium	55,662	70°	Elway	Fouts
Mon., Oct. 20*	10-22	L	New York Jets	Giants Stadium	73,759	51°	Elway	Ryan
Sun., Oct. 26	20-13	W	Seattle Seahawks	Mile High Stadium	76,089	66°	Elway	Krieg
Sun., Nov. 2	21-10	W	Los Angeles Raiders	L.A. Coliseum	90,153	81°	Elway	Wilson, W.
Sun., Nov. 9	3-9	L	San Diego Chargers	Mile High Stadium	75,012	44°	Elway	Flick
Sun., Nov. 16	38-17	W	Kansas City Chiefs	Mile High Stadium	75,745	62°	Elway	Kenney
Sun., Nov. 23	16-19	L	New York Giants	Giants Stadium	75,116	50°	Elway	Simms
Sun., Nov. 30	34-28	W	Cincinnati Bengals	Mile High Stadium	58,705	31°	Elway	Esiason
Sun., Dec. 7	10-37	L	Kansas City Chiefs	Arrowhead Stadium	47,019	45°	Elway	Blackledge
Sat., Dec. 13	31-30	W	Washington Redskins	Mile High Stadium	75,905	53°	Elway	Schroeder
Sat., Dec. 20	16-41	L	Seattle Seahawks	Kingdome	63,697	Ind.	Elway	Krieg
	378-282				1,178,074			

#### 1986 AFC DIVISIONAL PLAYOFF GAME

Sun., Jan. 4	22-17	W	New England Patriots	Mile High Stadium	75,262	65°	Elway	Eason
--------------	-------	---	----------------------	-------------------	--------	-----	-------	-------

#### 1986 AFC CHAMPIONSHIP GAME

Sun., Jan. 11	23-20	W	Cleveland Browns (OT)	Cleveland Stadium	79,973	30°	Elway	Kosar
---------------	-------	---	-----------------------	-------------------	--------	-----	-------	-------

#### SUPER BOWL XXI

Sun., Jan. 25	20-39	L	New York Giants	Rose Bowl, Pasadena, Calif.	101,063	76°	Elway	Simms
---------------	-------	---	-----------------	-----------------------------	---------	-----	-------	-------

### 1987

HEAD COACH: Dan Reeves

#### PRESEASON (3-2)

Day/Date	Score	W/L	Opponent	Location	Attend.	Temp.	Den. QB	Opp. QB
Sun., Aug. 9	27-28	L	Los Angeles Rams	Wembley Stadium (London, England; American Bowl)	72,786	64°	Elway	Everett
Sat., Aug. 15*	20-14	W	Green Bay Packers	Sun Devil Stadium (Tempe, Ariz.)	67,500	98°	Elway	Fusina
Mon., Aug. 24*	31-28	W	Miami Dolphins	Mile High Stadium	74,288	61°	Elway	Strock
Sat., Aug. 29*	24-20	W	Los Angeles Rams	Anaheim Stadium	54,254	72°	Elway	Everett
Thu., Sept. 3*	17-27	L	Minnesota Vikings	Mile High Stadium	74,081	83°	Elway	Wilson, W.
	119-117				342,909			

#### REGULAR SEASON (10-4-1 overall / 1st AFC West (7-1 Div.) / 7-1 home / 3-3-1 away)

Day/Date	Score	W/L	Opponent	Location	Attend.	Temp.	Den. QB	Opp. QB
Sun., Sept. 13	40-17	W	Seattle Seahawks	Mile High Stadium	75,999	85°	Elway	Krieg
Sun., Sept. 20	17-17	T	Green Bay Packers (OT)	Milwaukee County Stadium at Cleveland	50,624	58°	Elway	Fusina
Mon., Sept. 28*	canceled/players' strike							
Sun., Oct. 4	10-40	L	†Houston Oilers	Mile High Stadium	38,494	81°	Karcher	Pease
Mon., Oct. 12*	30-14	W	†Los Angeles Raiders	Mile High Stadium	61,230	67°	Karcher	Evans, V.
Sun., Oct. 18	26-17	W	†Kansas City Chiefs	Arrowhead Stadium	20,296	71°	Karcher	Hudson
			†Replacement Games*					
Mon., Oct. 26*	27-34	L	Minnesota Vikings	Metrodome	51,011	Ind.	Elway	Wilson, W.
Sun., Nov. 1	34-0	W	Detroit Lions	Mile High Stadium	75,172	67°	Elway	Long
Sun., Nov. 8	14-21	L	Buffalo Bills	Rich Stadium	63,698	53°	Elway	Kelly
Mon., Nov. 16*	31-29	W	Chicago Bears	Mile High Stadium	75,783	22°	Elway	McMahon
Sun., Nov. 22	23-17	W	Los Angeles Raiders	L.A. Coliseum	61,318	72°	Elway	Wilson, M.
Sun., Nov. 29	31-17	W	San Diego Chargers	Jack Murphy Stadium	61,880	68°	Elway	Fouts
Sun., Dec. 6	31-20	W	New England Patriots	Mile High Stadium	75,795	58°	Elway	Ramsey, T.
Sun., Dec. 13	21-28	L	Seattle Seahawks	Kingdome	61,759	Ind.	Elway	Krieg
Sat., Dec. 19	20-17	W	Kansas City Chiefs	Mile High Stadium	75,053	35°	Elway	Kenney
Sun., Dec. 27	24-0	W	San Diego Chargers	Mile High Stadium	37,500	20°	Elway	Herrmann
	379-288				869,301			

#### 1987 AFC DIVISIONAL PLAYOFF GAME

Sun., Jan. 10	34-10	W	Houston Oilers	Mile High Stadium	75,440	45°	Elway	Moon
---------------	-------	---	----------------	-------------------	--------	-----	-------	------

#### 1987 AFC CHAMPIONSHIP GAME

Sun., Jan. 17	38-33	W	Cleveland Browns	Mile High Stadium	76,197	44°	Elway	Kosar
---------------	-------	---	------------------	-------------------	--------	-----	-------	-------

#### SUPER BOWL XXII

Sun., Jan. 31	10-42	L	Washington Redskins	Jack Murphy Stadium, San Diego	73,302	61°	Elway	Williams, D.
---------------	-------	---	---------------------	--------------------------------	--------	-----	-------	--------------

### 1988

HEAD COACH: Dan Reeves

#### PRESEASON (3-1)

Day/Date	Score	W/L	Opponent	Location	Attend.	Temp.	Den. QB	Opp. QB
Wed., Aug. 3*	40-31	W	Los Angeles Rams	Anaheim Stadium	43,978	70°	Elway	Everett
Sat., Aug. 13*	34-24	W	San Francisco 49ers	Mile High Stadium	75,067	87°	Elway	Young
Fri., Aug. 19*	13-16	L	Miami Dolphins (OT)	Joe Robbie Stadium	49,795	81°	Elway	Marino
Thu., Aug. 25*	21-20	W	Indianapolis Colts	Mile High Stadium	73,957	81°	Elway	Hogeboom
	108-91				242,797			

#### REGULAR SEASON (8-8 overall / 2nd AFC West (3-5 Div.) / 6-2 home / 2-6 away)

Day/Date	Score	W/L	Opponent	Location	Attend.	Temp.	Den. QB	Opp. QB
Sun., Sept. 4	14-21	L	Seattle Seahawks	Mile High Stadium	75,986	77°	Elway	Krieg
Sun., Sept. 11	34-3	W	San Diego Chargers	Mile High Stadium	75,359	78°	Elway	Laufenberg
Sun., Sept. 18	13-20	L	Kansas City Chiefs	Arrowhead Stadium	63,268	73°	Elway	DeBerg
Mon., Sept. 26*	27-30	L	Los Angeles Raiders (OT)	Mile High Stadium	75,964	81°	Elway	Schroeder
Sun., Oct. 2	12-0	W	San Diego Chargers	Jack Murphy Stadium	55,763	71°	Elway	Laufenberg
Sun., Oct. 9	16-13	W	San Francisco 49ers (OT)	Candlestick Park	61,711	74°	Elway	Montana
Sun., Oct. 16	30-14	W	Atlanta Falcons	Mile High Stadium	75,287	77°	Elway	Dils
Sun., Oct. 23	21-39	L	Pittsburgh Steelers	Three Rivers Stadium	49,811	50°	Kubiak	Blackledge
Mon., Oct. 31*	23-55	L	Indianapolis Colts	Hoosier Dome	60,544	Ind.	Elway	Chandler
Sun., Nov. 6	17-11	W	Kansas City Chiefs	Mile High Stadium	74,227	63°	Elway	Kenney
Sun., Nov. 13	30-7	W	Cleveland Browns	Mile High Stadium	75,806	68°	Elway	Kosar
Sun., Nov. 20	0-42	L	New Orleans Saints	Superdome	68,075	Ind.	Elway	Hebert
Sun., Nov. 27	35-24	W	Los Angeles Rams	Mile High Stadium	74,141	31°	Elway	Everett
Sun., Dec. 4	20-21	L	Los Angeles Raiders	L.A. Coliseum	65,561	72°	Elway	Schroeder
Sun., Dec. 11*	14-42	L	Seattle Seahawks	Kingdome	62,838	Ind.	Elway	Krieg
Sat., Dec. 17	21-10	W	New England Patriots	Mile High Stadium	70,910	50°	Elway	Eason
	327-352				1,085,251			



1989

HEAD COACH: Dan Reeves

PRESEASON (2-2)

Day/Date	Score	W/L	Opponent	Location	Attend.	Temp.	Den. QB	Opp. QB
Sat., Aug. 12*	17-13	W	Los Angeles Rams	Mile High Stadium	70,049	65°	Elway	Everett
Sat., Aug. 19*	17-35	L	San Francisco 49ers	Candlestick Park	58,641	68°	Karcher	Montana
Sat., Aug. 26*	24-21	W	Dallas Cowboys (OT)	Mile High Stadium	74,076	83°	Elway	Aikman
Sat., Sept. 2*	34-38	L	Indianapolis Colts	Hoosier Dome	55,128	Ind.	Elway	Chandler
	92-107				257,894			

REGULAR SEASON (11-5 overall / 1st AFC West (6-2 Div.) / 6-2 home / 5-3 away)

Day/Date	Score	W/L	Opponent	Location	Attend.	Temp.	Den. QB	Opp. QB
Sun., Sept. 10	34-20	W	Kansas City Chiefs	Mile High Stadium	74,284	64°	Elway	DeBerg
Mon., Sept. 18*	28-14	W	Buffalo Bills	Rich Stadium	78,176	60°	Elway	Kelly
Sun., Sept. 24	31-21	W	Los Angeles Raiders	Mile High Stadium	75,754	80°	Elway	Schroeder
Sun., Oct. 1	13-16	L	Cleveland Browns	Cleveland Stadium	78,637	70°	Elway	Kosar
Sun., Oct. 8	16-10	W	San Diego Chargers	Mile High Stadium	75,222	72°	Elway	McMahon
Sun., Oct. 15	14-3	W	Indianapolis Colts	Mile High Stadium	74,680	50°	Elway	Trudeau
Sun., Oct. 22	24-21	W	Seattle Seahawks (OT)	Kingdome	62,353	Ind.	Elway	Krieg
Sun., Oct. 29	24-28	L	Philadelphia Eagles	Mile High Stadium	75,065	42°	Elway	Cunningham
Sun., Nov. 5	34-7	W	Pittsburgh Steelers	Mile High Stadium	74,739	55°	Elway	Brister
Sun., Nov. 12	16-13	W	Kansas City Chiefs	Arrowhead Stadium	76,245	57°	Elway	Pelluer
Mon., Nov. 20*	14-10	W	Washington Redskins	RFK Stadium	52,975	66°	Kubiak	Bayli
Sun., Nov. 26	41-14	W	Seattle Seahawks	Mile High Stadium	75,117	61°	Elway	Stoffter
Sun., Dec. 3	13-16	L	Los Angeles Raiders (OT)	L.A. Coliseum	87,560	78°	Elway	Beuerlein
Sun., Dec. 10	7-14	L	New York Giants	Mile High Stadium	63,283	23°	Elway	Simms
Sat., Dec. 16	37-0	W	Phoenix Cardinals	Sun Devil Stadium	56,071	59°	Elway	Rosenbach
Sun., Dec. 24	16-19	L	San Diego Chargers	Jack Murphy Stadium	50,524	73°	Elway	Tolliver
	362-226				1,130,686			

1989 AFC DIVISIONAL PLAYOFF GAME

Sun., Jan. 7	24-23	W	Pittsburgh Steelers	Mile High Stadium	75,477	55°	Elway	Brister
--------------	-------	---	---------------------	-------------------	--------	-----	-------	---------

1989 AFC CHAMPIONSHIP GAME

Sun., Jan. 14	37-21	W	Cleveland Browns	Mile High Stadium	76,046	53°	Elway	Kosar
---------------	-------	---	------------------	-------------------	--------	-----	-------	-------

SUPER BOWL XXIV

Sun., Jan. 28	10-55	L	San Francisco 49ers	Louisiana Superdome, New Orleans	72,919	Ind.	Elway	Montana
---------------	-------	---	---------------------	----------------------------------	--------	------	-------	---------

1990

HEAD COACH: Dan Reeves

PRESEASON (3-2)

Day/Date	Score	W/L	Opponent	Location	Attend.	Temp.	Den. QB	Opp. QB
Sun., Aug. 5	10-7	W	Seattle Seahawks	Tokyo Dome (Tokyo, Japan; American Bowl)	48,827	Ind.	Elway	Krieg
Sat., Aug. 11*	16-7	W	Indianapolis Colts	Hoosier Dome	51,044	Ind.	Elway	Trudeau
Mon., Aug. 20*	24-27	L	San Francisco 49ers	Mile High Stadium	74,164	78°	Elway	Montana
Sat., Aug. 25*	16-17	L	Miami Dolphins	Joe Robbie Stadium	44,897	80°	Elway	Marino
Fri., Aug. 31*	25-14	W	Phoenix Cardinals	Mile High Stadium	71,082	71°	Elway	Rosenbach
	91-72				290,014			

REGULAR SEASON (5-11 overall / 5th AFC West (3-5 Div.) / 4-4 home / 1-7 away)

Day/Date	Score	W/L	Opponent	Location	Attend.	Temp.	Den. QB	Opp. QB
Sun., Sept. 9	9-14	L	Los Angeles Raiders	L.A. Coliseum	54,206	94°	Elway	Schroeder
Mon., Sept. 17*	24-23	W	Kansas City Chiefs	Mile High Stadium	75,277	63°	Elway	DeBerg
Sun., Sept. 23	34-31	W	Seattle Seahawks (OT)	Mile High Stadium	75,290	72°	Elway	Krieg
Sun., Sept. 30	28-29	L	Buffalo Bills	Rich Stadium	74,393	60°	Elway	Kelly
Mon., Oct. 8*	29-30	L	Cleveland Browns	Mile High Stadium	74,814	35°	Elway	Kosar
Sun., Oct. 14	17-34	L	Pittsburgh Steelers	Mile High Stadium	74,285	58°	Elway	Brister
Sun., Oct. 21	27-17	W	Indianapolis Colts	Hoosier Dome	29,850	Ind.	Elway	Trudeau
Sun., Nov. 4*	22-27	L	Minnesota Vikings	Metrodome	57,331	Ind.	Elway	Gannon
Sun., Nov. 11	7-19	L	San Diego Chargers	Jack Murphy Stadium	59,557	85°	Elway	Tolliver
Sun., Nov. 18	13-16	L	Chicago Bears (OT)	Mile High Stadium	75,013	61°	Elway	Harbaugh
Thu., Nov. 22	27-40	L	Detroit Lions	Silverdome	73,896	Ind.	Elway	Gagliano
Sun., Dec. 2	20-23	L	Los Angeles Raiders	Mile High Stadium	74,162	35°	Elway	Schroeder
Sun., Dec. 9	20-31	L	Kansas City Chiefs	Arrowhead Stadium	74,347	66°	Elway	DeBerg
Sun., Dec. 16	20-10	W	San Diego Chargers	Mile High Stadium	64,919	47°	Elway	Tolliver
Sun., Dec. 23*	12-17	L	Seattle Seahawks	Kingdome	55,845	Ind.	Elway	Krieg
Sun., Dec. 30	22-13	W	Green Bay Packers	Mile High Stadium	46,943	38°	Elway	Dilweg
(Bye Oct. 28)	331-374				1,071,128			

1991

HEAD COACH: Dan Reeves

PRESEASON (2-3)

Day/Date	Score	W/L	Opponent	Location	Attend.	Temp.	Den. QB	Opp. QB
Sat., July 27	3-14	L	Detroit Lions	Canton, Ohio (Hall of Fame)	23,815	69°	Elway	Pete
Fri., Aug. 2*	10-3	W	Indianapolis Colts	Mile High Stadium	75,375	62°	Elway	George
Wed., Aug. 7*	6-24	L	San Francisco 49ers	Candlestick Park	54,170	75°	Elway	Young
Mon., Aug. 19*	21-13	W	Miami Dolphins	Mile High Stadium	72,555	66°	Elway	Marino
Fri., Aug. 23*	10-34	L	Phoenix Cardinals	Sun Devil Stadium	38,372	102°	Elway	Tupa
	50-88				264,287			

REGULAR SEASON (12-4 overall / 1st AFC West (5-3 Div.) / 7-1 home / 5-3 away)

Day/Date	Score	W/L	Opponent	Location	Attend.	Temp.	Den. QB	Opp. QB
Sun., Sept. 1	45-14	W	Cincinnati Bengals	Mile High Stadium	72,855	84°	Elway	Esiason
Sun., Sept. 8	13-16	L	Los Angeles Raiders	L.A. Coliseum	48,569	79°	Elway	Schroeder
Sun., Sept. 15	16-10	W	Seattle Seahawks	Mile High Stadium	74,152	64°	Elway	Kemp
Sun., Sept. 22	27-19	W	San Diego Chargers	Mile High Stadium	73,258	57°	Elway	Friesz
Sun., Sept. 29*	13-6	W	Minnesota Vikings	Metrodome	55,031	Ind.	Elway	Wilson, W.
Sun., Oct. 6	14-42	L	Houston Oilers	Astrodome	59,145	Ind.	Elway	Moon
Sun., Oct. 20	19-16	W	Kansas City Chiefs	Mile High Stadium	75,866	64°	Elway	DeBerg
Sun., Oct. 27	9-6	W	New England Patriots	Foxboro Stadium	43,994	76°	Elway	Millen
Sun., Nov. 3*	20-13	W	Pittsburgh Steelers	Mile High Stadium	70,973	23°	Elway	O'Donnell

Sun., Nov. 10	16-17	L	Los Angeles Raiders	Mile High Stadium	75,896	46°	Elway	Schroeder
Sun., Nov. 17	24-20	W	Kansas City Chiefs	Arrowhead Stadium	74,661	59°	Elway	DeBerg
Sun., Nov. 24	10-13	L	Seattle Seahawks	Kingdome	60,430	Ind.	Elway	Krieg
Sun., Dec. 1	20-3	W	New England Patriots	Mile High Stadium	67,116	23°	Elway	Millen
Sun., Dec. 8	17-7	W	Cleveland Browns	Cleveland Stadium	73,539	57°	Elway	Kosar
Sun., Dec. 15	24-19	W	Phoenix Cardinals	Mile High Stadium	74,098	49°	Elway	Chandler
Sun., Dec. 22	17-14	W	San Diego Chargers	Jack Murphy Stadium	51,449	64°	Elway	Friesz
<i>(Bye Oct. 13)</i> 304-235					1,053,275			

**1991 AFC DIVISIONAL PLAYOFF GAME**

Sat., Jan. 4	26-24	W	Houston Oilers	Mile High Stadium	75,301	36°	Elway	Moon
--------------	-------	---	----------------	-------------------	--------	-----	-------	------

**1991 AFC CHAMPIONSHIP GAME**

Sun., Jan. 12	7-10	L	Buffalo Bills	Rich Stadium	80,272	42°	Elway	Kelly
---------------	------	---	---------------	--------------	--------	-----	-------	-------

**1992**

**HEAD COACH:** Dan Reeves

**PRESEASON (1-4)**

Day/Date	Score	W/L	Opponent	Location	Attend.	Temp.	Den. QB	Opp. QB
Mon., Aug. 3*	7-13	L	San Francisco 49ers	Candlestick Park	50,435	64°	Pelluer	Young
Sat., Aug. 8*	31-10	W	Tampa Bay Buccaneers	Mile High Stadium	66,521	91°	Elway	Testaverde
Sat., Aug. 15*	27-31	L	Miami Dolphins	Olympic Stadium	60,813	64°	Elway	Marino
<i>(Berlin, Germany; American Bowl; 7 p.m. in Berlin/11 a.m. in Denver)</i>								
Sat., Aug. 22*	3-17	L	Dallas Cowboys	Texas Stadium	61,485	83°	Elway	Aikman
Fri., Aug. 28*	17-21	L	Phoenix Cardinals	Mile High Stadium	66,743	80°	Elway	Rosenbach
	75-92				305,997			

**REGULAR SEASON (8-8 overall / 3rd AFC West (4-4 Div.) / 7-1 home / 1-7 away)**

Day/Date	Score	W/L	Opponent	Location	Attend.	Temp.	Den. QB	Opp. QB
Sun., Sept. 6*	17-13	W	Los Angeles Raiders	Mile High Stadium	75,418	78°	Elway	Schroeder
Sun., Sept. 13	21-13	W	San Diego Chargers	Mile High Stadium	74,367	84°	Elway	Humphries
Sun., Sept. 20	0-30	L	Philadelphia Eagles	Veterans Stadium	65,833	72°	Elway	Cunningham
Sun., Sept. 27	12-0	W	Cleveland Browns	Cleveland Stadium	78,064	69°	Elway	Tomczak
Sun., Oct. 4	20-19	W	Kansas City Chiefs	Mile High Stadium	75,629	76°	Elway	Krieg
Mon., Oct. 12*	3-34	L	Washington Redskins	RFK Stadium	56,371	60°	Elway	Rypien
Sun., Oct. 18	27-21	W	Houston Oilers	Mile High Stadium	74,827	72°	Elway	Moon
Sun., Oct. 25	21-24	L	San Diego Chargers	Jack Murphy Stadium	53,576	71°	Elway	Humphries
Sun., Nov. 8	27-16	W	New York Jets	Mile High Stadium	74,678	55°	Elway	Nagle
Sun., Nov. 15*	27-13	W	New York Giants	Mile High Stadium	75,269	56°	Elway	Hostetler
Sun., Nov. 22	0-24	L	Los Angeles Raiders	L.A. Coliseum	50,011	67°	Maddox	Schroeder
Mon., Nov. 30*	13-16	L	Seattle Seahawks (OT)	Kingdome	51,612	Ind.	Maddox	Stouffer
Sun., Dec. 6	27-31	L	Dallas Cowboys	Mile High Stadium	74,946	31°	Maddox	Aikman
Sat., Dec. 12	17-27	L	Buffalo Bills	Rich Stadium	71,740	37°	Maddox	Kelly
Sun., Dec. 20	10-6	W	Seattle Seahawks	Mile High Stadium	72,570	44°	Elway	Gelbaugh
Sun., Dec. 27	20-42	L	Kansas City Chiefs	Arrowhead Stadium	76,240	45°	Elway	Krieg
<i>(Bye Nov. 1)</i> 262-329					1,108,833			

**1993**

**HEAD COACH:** Wade Phillips

**PRESEASON (2-2)**

Day/Date	Score	W/L	Opponent	Location	Attend.	Temp.	Den. QB	Opp. QB
Sat., Aug. 7*	23-7	W	Tampa Bay Buccaneers	Tampa Stadium	38,020	90°	Elway	Erickson, C.
Mon., Aug. 16*	13-16	L	San Francisco 49ers	Mile High Stadium	71,921	92°	Elway	Bono
Fri., Aug. 20*	34-24	W	Miami Dolphins	Mile High Stadium	59,383	78°	Elway	Marino
Fri., Aug. 27*	9-34	L	Phoenix Cardinals	Sun Devil Stadium	44,207	78°	Elway	Beuerlein
	79-81				213,531			

**REGULAR SEASON (9-7 overall / 3rd AFC West (4-4 Div.) / 5-3 home / 4-4 away)**

Day/Date	Score	W/L	Opponent	Location	Attend.	Temp.	Den. QB	Opp. QB
Sun., Sept. 5	26-20	W	New York Jets	Giants Stadium	68,130	81°	Elway	Esiason
Sun., Sept. 12	34-17	W	San Diego Chargers	Mile High Stadium	75,074	91°	Elway	Humphries
Mon., Sept. 20*	7-15	L	Kansas City Chiefs	Arrowhead Stadium	78,453	74°	Elway	Montana
Sun., Oct. 3	35-13	W	Indianapolis Colts	Mile High Stadium	74,953	80°	Elway	Trudeau
Sun., Oct. 10*	27-30	L	Green Bay Packers	Lambeau Field	58,943	43°	Elway	Favre
Mon., Oct. 18	20-23	L	Los Angeles Raiders	Mile High Stadium	75,712	44°	Elway	Hostetler
Sun., Oct. 31	28-17	W	Seattle Seahawks	Mile High Stadium	73,644	62°	Elway	Mirer
Sun., Nov. 7	29-14	W	Cleveland Browns	Cleveland Stadium	77,818	36°	Elway	Kosar
Sun., Nov. 14	23-26	L	Minnesota Vikings	Mile High Stadium	67,329	30°	Elway	Salisbury
Sun., Nov. 21	37-13	W	Pittsburgh Steelers	Mile High Stadium	74,840	58°	Elway	O'Donnell
Sun., Nov. 28	17-9	W	Seattle Seahawks	Kingdome	57,812	Ind.	Elway	Mirer
Sun., Dec. 5	10-13	L	San Diego Chargers	Jack Murphy Stadium	60,233	72°	Elway	Humphries
Sun., Dec. 12	27-21	W	Kansas City Chiefs	Mile High Stadium	75,822	51°	Elway	Montana
Sat., Dec. 18	13-3	W	Chicago Bears	Soldier Field	53,056	39°	Elway	Willis
Sun., Dec. 26	10-17	L	Tampa Bay Buccaneers	Mile High Stadium	73,434	57°	Elway	Erickson, C.
Sun., Jan. 2	30-33	L	Los Angeles Raiders (OT)	L.A. Coliseum	66,904	76°	Elway	Hostetler
<i>(Bye Sept. 26 &amp; Oct. 24)</i> 373-284					1,112,157			

**1993 AFC WILD CARD PLAYOFF GAME**

Sun., Jan. 9	24-42	L	Los Angeles Raiders	L.A. Coliseum	65,314	73°	Elway	Hostetler
--------------	-------	---	---------------------	---------------	--------	-----	-------	-----------

**1994**

**HEAD COACH:** Wade Phillips

**PRESEASON (2-3)**

Day/Date	Score	W/L	Opponent	Location	Attend.	Temp.	Den. QB	Opp. QB
Sun., July 31*	22-25	L	Los Angeles Raiders	Olympic Stadium	37,406	84°	Elway	Hostetler
<i>(Barcelona, Spain; American Bowl; Sun. 7 p.m. in Barcelona/Sun. 11 a.m. in Denver)</i>								
Sat., Aug. 6*	37-16	W	Atlanta Falcons	Mile High Stadium	72,231	92°	Elway	George
Fri., Aug. 12*	3-20	L	San Francisco 49ers	Candlestick Park	52,429	75°	Elway	Young
Sun., Aug. 21	10-34	L	Dallas Cowboys	Texas Stadium	63,923	84°	Elway	Aikman
Thu., Aug. 25*	30-21	W	Arizona Cardinals	Mile High Stadium	70,075	84°	Millen	Beuerlein
	102-116				258,695			

**REGULAR SEASON (7-9 overall / 4th AFC West (4-4 Div.) / 4-4 home / 3-5 away)**

Day/Date	Score	W/L	Opponent	Location	Attend.	Temp.	Den. QB	Opp. QB
Sun., Sept. 4*	34-37	L	San Diego Chargers	Mile High Stadium	74,032	87°	Elway	Humphries
Sun., Sept. 11	22-25	L	New York Jets (OT)	Giants Stadium	73,436	69°	Elway	Esiason
Sun., Sept. 18	16-48	L	Los Angeles Raiders	Mile High Stadium	75,764	83°	Elway	Hostetler
Mon., Sept. 26*	20-27	L	Buffalo Bills	Rich Stadium	75,373	62°	Elway	Kelly
Sun., Oct. 9	16-9	W	Seattle Seahawks	Husky Stadium	63,872	64°	Elway	Mirer
Mon., Oct. 17	28-31	L	Kansas City Chiefs	Mile High Stadium	75,151	42°	Elway	Montana
Sun., Oct. 23	20-15	W	San Diego Chargers	Jack Murphy Stadium	61,626	69°	Elway	Humphries
Sun., Oct. 30	26-14	W	Cleveland Browns	Mile High Stadium	73,190	40°	Elway	Testaverde
Sun., Nov. 6	21-27	L	Los Angeles Rams	Anaheim Stadium	48,103	74°	Elway	Chandler
Sun., Nov. 13	17-10	W	Seattle Seahawks	Mile High Stadium	71,290	52°	Elway	Mirer
Sun., Nov. 20	32-28	W	Atlanta Falcons	Mile High Stadium	70,594	48°	Elway	George
Sun., Nov. 27	15-13	W	Cincinnati Bengals	Mile High Stadium	69,714	30°	Elway	Blake
Sun., Dec. 4	20-17	W	Kansas City Chiefs (OT)	Arrowhead Stadium	77,631	67°	Elway	Bono
Sun., Dec. 11	13-23	L	Los Angeles Raiders	L.A. Coliseum	60,016	65°	Millen	Hostetler
Sat., Dec. 17	19-42	L	San Francisco 49ers	Candlestick Park	64,884	49°	Elway	Young
Sat., Dec. 24	28-30	L	New Orleans Saints	Mile High Stadium	64,445	59°	Millen	Everett
<i>(Bye Oct. 2)</i>					1,099,121			

**1995**

**HEAD COACH:** Mike Shanahan

**PRESEASON (3-2)**

Day/Date	Score	W/L	Opponent	Location	Attend.	Temp.	Den. QB	Opp. QB
Sat., July 29*	9-7	W	San Francisco 49ers	Mile High Stadium	71,182	89°	Elway	Young
Sun., Aug. 6	24-10	W	San Francisco 49ers	Tokyo Dome	48,526	Ind.	Elway	Young
<i>(Tokyo, Japan; American Bowl; Sunday a.m. in Tokyo/Sat. p.m. in Denver)</i>								
Sat., Aug. 12*	10-19	L	Carolina Panthers	Clemson Stadium	57,017	93°	Elway	Reich
Mon., Aug. 21*	20-17	W	Dallas Cowboys	Mile High Stadium	72,451	82°	Elway	Aikman
Fri., Aug. 25*	17-23	L	Jacksonville Jaguars	Jacksonville Municipal Stadium	66,023	82°	Millen	Beuerlein
	80-76				315,199			

**REGULAR SEASON (8-8 overall / 4th AFC West (3-5 Div.) / 6-2 home / 2-6 away)**

Day/Date	Score	W/L	Opponent	Location	Attend.	Temp.	Den. QB	Opp. QB
Sun., Sept. 3*	22-7	W	Buffalo Bills	Mile High Stadium	75,157	91°	Elway	Kelly
Sun., Sept. 10	21-31	L	Dallas Cowboys	Texas Stadium	64,578	84°	Elway	Aikman
Sun., Sept. 17	38-31	W	Washington Redskins	Mile High Stadium	71,930	80°	Elway	Frerotte
Sun., Sept. 24	6-17	L	San Diego Chargers	Jack Murphy Stadium	58,987	76°	Elway	Humphries
Sun., Oct. 1	10-27	L	Seattle Seahawks	Kingdome	49,914	Ind.	Elway	Mirer
Sun., Oct. 8*	37-3	W	New England Patriots	Foxboro Stadium	60,074	66°	Elway	Bledsoe
Mon., Oct. 16*	27-0	W	Oakland Raiders	Mile High Stadium	75,491	66°	Elway	Hostetler
Sun., Oct. 22	7-21	L	Kansas City Chiefs	Mile High Stadium	71,044	34°	Elway	Bono
Sun., Nov. 5	38-6	W	Arizona Cardinals	Mile High Stadium	71,488	65°	Elway	Krieg
Sun., Nov. 12*	13-31	L	Philadelphia Eagles	Veterans Stadium	60,842	34°	Elway	Peele
Sun., Nov. 19	30-27	W	San Diego Chargers	Mile High Stadium	74,681	55°	Elway	Humphries
Sun., Nov. 26	33-42	L	Houston Oilers	Astrodome	36,113	Ind.	Elway	Chandler
Sun., Dec. 3	31-23	W	Jacksonville Jaguars	Mile High Stadium	72,231	51°	Elway	Beuerlein
Sun., Dec. 10	27-31	L	Seattle Seahawks	Mile High Stadium	71,488	56°	Elway	Mirer
Sun., Dec. 17	17-20	L	Kansas City Chiefs	Arrowhead Stadium	75,061	37°	Elway	Bono
Sun., Dec. 24	31-28	W	Oakland Raiders	Oakland-Alameda County Coliseum	50,074	57°	Elway	Hobert
<i>(Bye Oct. 29)</i>					1,039,153			

**1996**

**HEAD COACH:** Mike Shanahan

**PRESEASON (3-1)**

Day/Date	Score	W/L	Opponent	Location	Attend.	Temp.	Den. QB	Opp. QB
Sat., Aug. 3	20-17	W	San Francisco 49ers	3Com Park	48,577	65°	Elway	Young
Sat., Aug. 10*	40-28	W	Carolina Panthers	Mile High Stadium	70,649	87°	Elway	Collins, K.
Sat., Aug. 17*	20-3	W	Dallas Cowboys	Texas Stadium	56,115	78°	Elway	Aikman
Fri., Aug. 23*	24-31	L	Jacksonville Jaguars	Mile High Stadium	57,665	64°	Elway	Brunell
	104-79				233,006			

**REGULAR SEASON (13-3 overall / 1st AFC West (6-2 Div.) / 8-0 home / 5-3 away)**

Day/Date	Score	W/L	Opponent	Location	Attend.	Temp.	Den. QB	Opp. QB
Sun., Sept. 1	31-6	W	New York Jets	Mile High Stadium	70,595	90°	Elway	O'Donnell
Sun., Sept. 8*	30-20	W	Seattle Seahawks	Kingdome	43,671	Ind.	Elway	Mirer
Sun., Sept. 15*	27-23	W	Tampa Bay Buccaneers	Mile High Stadium	71,535	70°	Elway	Dilfer
Sun., Sept. 22	14-17	L	Kansas City Chiefs	Arrowhead Stadium	79,439	75°	Elway	Bono
Sun., Sept. 29	14-10	W	Cincinnati Bengals	Cinergy Field	51,798	70°	Elway	Blake
Sun., Oct. 6	28-17	W	San Diego Chargers	Mile High Stadium	75,058	68°	Elway	Humphries
Sun., Oct. 20	45-34	W	Baltimore Ravens	Mile High Stadium	70,453	36°	Elway	Testaverde
Sun., Oct. 27	34-7	W	Kansas City Chiefs	Mile High Stadium	75,652	44°	Elway	Bono
Mon., Nov. 4*	22-21	W	Oakland Raiders	Oakland-Alameda County Coliseum	61,179	63°	Elway	Hostetler
Sun., Nov. 10	17-12	W	Chicago Bears	Mile High Stadium	75,555	66°	Elway	Krieg
Sun., Nov. 17	34-8	W	New England Patriots	Foxboro Stadium	59,452	55°	Elway	Bledsoe
Sun., Nov. 24	21-17	W	Minnesota Vikings	Hubert H. Humphrey Metrodome	59,142	Ind.	Elway	Johnson, B.
Sun., Dec. 1	34-7	W	Seattle Seahawks	Mile High Stadium	74,982	50°	Elway	Mirer
Sun., Dec. 8	6-41	L	Green Bay Packers	Lambeau Field	60,712	31°	Musgrave	Favre
Sun., Dec. 15	24-19	W	Oakland Raiders	Mile High Stadium	75,466	40°	Elway	Hostetler
Sun., Dec. 22*	10-16	L	San Diego Chargers	Jack Murphy Stadium	46,801	56°	Elway	Humphries
<i>(Bye Oct. 13)</i>					1,051,490			

**1996 AFC DIVISIONAL PLAYOFF GAME**

Day/Date	Score	W/L	Opponent	Location	Attend.	Temp.	Den. QB	Opp. QB
Sat., Jan. 4	27-30	L	Jacksonville Jaguars	Mile High Stadium	75,678	46°	Elway	Brunell

## 1997

HEAD COACH: Mike Shanahan

### PRESEASON (3-2)

Day/Date	Score	W/L	Opponent	Location	Attend.	Temp.	Den. QB	Opp. QB
Sat., Jul. 26*	31-10	W	Buffalo Bills	Mile High Stadium	69,739	81°	Elway	Collins, T.
Mon., Aug. 4*	19-38	L	Miami Dolphins	Estadio Guillermo Canedo (Mexico City, American Bowl)	104,629	70°	Elway	Marino
Sat., Aug. 9*	23-13	W	Carolina Panthers	Ericsson Stadium	68,296	78°	Lewis	Collins, K.
Sun., Aug. 17	21-31	L	New England Patriots	Foxboro Stadium	55,354	88°	Lewis	Bledsoe
Sat., Aug. 23*	31-17	W	San Francisco 49ers	Mile High Stadium	69,874	89°	Elway	Young
	125-109				367,892			

### REGULAR SEASON (12-4 overall / 2nd AFC West (6-2 Div.) / 8-0 home / 4-4 away)

Day/Date	Score	W/L	Opponent	Location	Attend.	Temp.	Den. QB	Opp. QB
Sun., Aug. 31	19-3	W	Kansas City Chiefs	Mile High Stadium	75,600	82°	Elway	Grbac
Sun., Sept. 7	35-14	W	Seattle Seahawks	Kingdome	55,589	Ind.	Elway	Moon
Sun., Sept. 14	35-14	W	St. Louis Rams	Mile High Stadium	74,338	82°	Elway	Banks
Sun., Sept. 21	38-20	W	Cincinnati Bengals	Mile High Stadium	73,871	54°	Elway	Blake
Sun., Sept. 28	29-21	W	Atlanta Falcons	Georgia Dome	48,211	Ind.	Elway	Chandler
Mon., Oct. 6*	34-13	W	New England Patriots	Mile High Stadium	75,821	55°	Elway	Bledsoe
Sun., Oct. 19*	25-28	L	Oakland Raiders	Oakland-Alameda County Coliseum	57,006	64°	Elway	George
Sun., Oct. 26	23-20	W	Buffalo Bills (OT)	Rich Stadium	78,458	43°	Elway	Collins, T.
Sun., Nov. 2	30-27	W	Seattle Seahawks	Mile High Stadium	74,212	46°	Elway	Moon
Sun., Nov. 9	34-0	W	Carolina Panthers	Mile High Stadium	71,408	28°	Elway	Collins, K.
Sun., Nov. 16	22-24	L	Kansas City Chiefs	Arrowhead Stadium	77,963	31°	Elway	Gannon
Mon., Nov. 24*	31-3	W	Oakland Raiders	Mile High Stadium	75,307	38°	Elway	George
Sun., Nov. 30*	38-28	W	San Diego Chargers	Qualcomm Stadium	54,245	56°	Elway	Whelihan
Sun., Dec. 7	24-35	L	Pittsburgh Steelers	Three Rivers Stadium	59,739	33°	Elway	Stewart
Mon., Dec. 15*	17-34	L	San Francisco 49ers	3Com Park	68,461	50°	Elway	Young
Sun., Dec. 21	38-3	W	San Diego Chargers	Mile High Stadium	69,632	33°	Elway	Whelihan
(Bye Oct. 12)	472-287				1,090,131			

### 1997 AFC WILD CARD PLAYOFF GAME

Sat., Dec. 27	42-17	W	Jacksonville Jaguars	Mile High Stadium	74,481	44°	Elway	Brunell
---------------	-------	---	----------------------	-------------------	--------	-----	-------	---------

### 1997 AFC DIVISIONAL PLAYOFF GAME

Sun., Jan. 4	14-10	W	Kansas City Chiefs	Arrowhead Stadium	76,965	32°	Elway	Grbac
--------------	-------	---	--------------------	-------------------	--------	-----	-------	-------

### 1997 AFC CHAMPIONSHIP GAME

Sun., Jan. 11	24-21	W	Pittsburgh Steelers	Three Rivers Stadium	61,382	38°	Elway	Stewart
---------------	-------	---	---------------------	----------------------	--------	-----	-------	---------

### SUPER BOWL XXXII

Sun., Jan. 25	31-24	W	Green Bay Packers	Qualcomm Stadium, San Diego	68,912	67°	Elway	Favre
---------------	-------	---	-------------------	-----------------------------	--------	-----	-------	-------

## 1998

HEAD COACH: Mike Shanahan

### PRESEASON (3-1)

Day/Date	Score	W/L	Opponent	Location	Attend.	Temp.	Den. QB	Opp. QB
Sat., Aug. 8*	20-13	W	St. Louis Rams	Trans World Dome	53,842	Ind.	Brister	Banks
Fri., Aug. 14*	17-10	W	New Orleans Saints	Mile High Stadium	70,937	82°	Elway	Hobert
Mon., Aug. 24*	34-31	W	Green Bay Packers	Mile High Stadium	73,183	73°	Elway	Favre
Sat., Aug. 29	13-16	L	Tennessee Oilers	Vanderbilt Stadium	33,194	89°	Elway	McNair
	84-70				231,156			

### REGULAR SEASON (14-2 overall / 1st AFC West (8-0 Div.) / 8-0 home / 6-2 away)

Day/Date	Score	W/L	Opponent	Location	Attend.	Temp.	Den. QB	Opp. QB
Mon., Sept. 7*	27-21	W	New England Patriots	Mile High Stadium	74,745	84°	Elway	Bledsoe
Sun., Sept. 13	42-23	W	Dallas Cowboys	Mile High Stadium	75,013	76°	Elway	Aikman
Sun., Sept. 20	34-17	W	Oakland Raiders	Oakland-Alameda County Coliseum	56,578	65°	Elway	George
Sun., Sept. 27	38-16	W	Washington Redskins	Jack Kent Cooke Stadium	71,880	90°	Brister	Green
Sun., Oct. 4	41-16	W	Philadelphia Eagles	Mile High Stadium	73,218	57°	Brister	Hoying
Sun., Oct. 11	21-16	W	Seattle Seahawks	Kingdome	66,258	Ind.	Elway	Moon
Sun., Oct. 25	37-24	W	Jacksonville Jaguars	Mile High Stadium	75,217	63°	Elway	Brunell
Sun., Nov. 1	33-26	W	Cincinnati Bengals	Cinergy Field	59,974	60°	Elway	O'Donnell
Sun., Nov. 8	27-10	W	San Diego Chargers	Mile High Stadium	74,925	37°	Brister	Leaf
Mon., Nov. 16*	30-7	W	Kansas City Chiefs	Arrowhead Stadium	78,100	54°	Brister	Gannon
Sun., Nov. 22	40-14	W	Oakland Raiders	Mile High Stadium	75,325	73°	Elway	Hollas
Sun., Nov. 29*	31-16	W	San Diego Chargers	Qualcomm Stadium	66,532	63°	Elway	Whelihan
Sun., Dec. 6	35-31	W	Kansas City Chiefs	Mile High Stadium	74,962	35°	Elway	Gannon
Sun., Dec. 13	16-20	L	New York Giants	Giants Stadium	72,336	41°	Elway	Graham
Mon., Dec. 21*	21-31	L	Miami Dolphins	Pro Player Stadium	74,363	76°	Elway	Marino
Sun., Dec. 27	28-21	W	Seattle Seahawks	Mile High Stadium	74,057	46°	Elway	Kitna
(Bye Oct. 18)	501-309				1,143,213			

### 1998 AFC DIVISIONAL PLAYOFF GAME

Sat., Jan. 9	38-3	W	Miami Dolphins	Mile High Stadium	75,729	49°	Elway	Marino
--------------	------	---	----------------	-------------------	--------	-----	-------	--------

### 1998 AFC CHAMPIONSHIP GAME

Sun., Jan. 17	23-10	W	New York Jets	Mile High Stadium	75,482	41°	Elway	Testaverde
---------------	-------	---	---------------	-------------------	--------	-----	-------	------------

### SUPER BOWL XXXIII

Sun., Jan. 31*	34-19	W	Atlanta Falcons	Pro Player Stadium, Miami	74,803	73°	Elway	Chandler
----------------	-------	---	-----------------	---------------------------	--------	-----	-------	----------

## 1999

HEAD COACH: Mike Shanahan

### PRESEASON (3-2)

Day/Date	Score	W/L	Opponent	Location	Attend.	Temp.	Den. QB	Opp. QB
Sun., Aug. 8	20-17	W	San Diego Chargers	Stadium Australia (Sydney, Australia; American Bowl; Sunday a.m. in Sydney/Sat. p.m. in Denver)	73,811	60°	Brister	Harbaugh
Sat., Aug. 14*	38-7	W	Arizona Cardinals	Mile High Stadium	67,941	80°	Brister	Plummer
Mon., Aug. 23*	12-27	L	Green Bay Packers	Camp Randall Stad., Madison, Wisc.	78,184	66°	Brister	Favre
Sun., Aug. 29*	12-22	L	Dallas Cowboys	Texas Stadium	61,893	98°	Brister	Aikman
Fri., Sept. 3*	34-3	W	San Francisco 49ers	Mile High Stadium	68,421	67°	Griese	Garcia
	116-76				350,250			

**REGULAR SEASON (6-10 overall / 5th AFC West (4-4 Div.) / 3-5 home / 3-5 away)**

Day/Date	Score	W/L	Opponent	Location	Attend.	Temp.	Den. QB	Opp. QB
Mon., Sept. 13*	21-38	L	Miami Dolphins	Mile High Stadium	75,623	60°	Griese	Marino
Sun., Sept. 19	10-26	L	Kansas City Chiefs	Arrowhead Stadium	78,683	69°	Griese	Grbac
Sun., Sept. 26	10-13	L	Tampa Bay Buccaneers	Raymond James Stadium	65,297	82°	Griese	Dilfer
Sun., Oct. 3	13-21	L	New York Jets	Mile High Stadium	74,181	54°	Griese	Mirer
Sun., Oct. 10	16-13	W	Oakland Raiders	Network Associates Coliseum	55,704	79°	Griese	Gannon
Sun., Oct. 17	31-10	W	Green Bay Packers	Mile High Stadium	73,352	50°	Griese	Favre
Sun., Oct. 24	23-24	L	New England Patriots	Foxboro Stadium	60,011	53°	Griese	Bledsoe
Sun., Oct. 31	20-23	L	Minnesota Vikings	Mile High Stadium	75,021	75°	Griese	George
Sun., Nov. 7	33-17	W	San Diego Chargers	Qualcomm Stadium	61,204	69°	Miller	Harbaugh
Sun., Nov. 14*	17-20	L	Seattle Seahawks	Kingdome	66,314	Ind.	Miller	Kitna
Mon., Nov. 22*	27-21	W	Oakland Raiders (OT)	Mile High Stadium	70,012	26°	Miller	Gannon
Sun., Dec. 5	10-16	L	Kansas City Chiefs	Mile High Stadium	73,855	45°	Griese	Grbac
Mon., Dec. 13*	24-27	L	Jacksonville Jaguars	ALLTEL Stadium	71,357	68°	Griese	Brunell
Sun., Dec. 19	36-30*	W	Seattle Seahawks	Mile High Stadium	65,987	27°	Griese	Kitna
Sat., Dec. 25	17-7	W	Detroit Lions	Silverdome	73,158	Ind.	Griese	Batch
Sun., Jan. 2	6-12	L	San Diego Chargers	Mile High Stadium	69,278	41°	Griese	Harbaugh
(Bye Nov. 28)	314-318				1,109,037			

**2000**

**HEAD COACH:** Mike Shanahan

**PRESEASON (4-0)**

Day/Date	Score	W/L	Opponent	Location	Attend.	Temp.	Den. QB	Opp. QB
Sat., Aug. 5*	31-17	W	Arizona Cardinals	Sun Devil Stadium	37,781	101°	Griese	Plummer
Sun., Aug. 13	26-20	W	Green Bay Packers	Mile High Stadium	75,367	89°	Griese	Hasselbeck, M.
Sat., Aug. 19*	36-23	W	Dallas Cowboys	Mile High Stadium	76,632	85°	Griese	Alkman
Fri., Aug. 25*	28-24	W	San Francisco 49ers	3COM Park	65,016	70°	Griese	Garcia
	121-84				254,796			

**REGULAR SEASON (11-5 overall / 2nd AFC West (6-2 Div.) / 6-2 home / 5-3 away)**

Day/Date	Score	W/L	Opponent	Location	Attend.	Temp.	Den. QB	Opp. QB
Mon., Sept. 4*	36-41	L	St. Louis Rams	Trans World Dome	65,956	Ind.	Griese	Warner
Sun., Sept. 10	42-14	W	Atlanta Falcons	Mile High Stadium	75,466	84°	Griese	Chandler
Sun., Sept. 17	33-24	W	Oakland Raiders	Network Associates Coliseum	62,078	79°	Griese	Gannon
Sun., Sept. 24	22-23	L	Kansas City Chiefs	Mile High Stadium	74,596	36°	Frerotte	Grbac
Sun., Oct. 1	19-28	L	New England Patriots	Mile High Stadium	75,684	80°	Griese	Bledsoe
Sun., Oct. 8	21-7	W	San Diego Chargers	Qualcomm Stadium	56,079	68°	Griese	Harbaugh
Sun., Oct. 15	44-10	W	Cleveland Browns	Mile High Stadium	75,811	59°	Griese	Couch
Sun., Oct. 22	21-31	L	Cincinnati Bengals	Paul Brown Stadium	61,603	73°	Griese	Smith
Sun., Nov. 5	30-23	W	New York Jets	Giants Stadium	78,305	51°	Griese	Testaverde
Mon., Nov. 13*	27-24	W	Oakland Raiders	Mile High Stadium	75,951	20°	Griese	Gannon
Sun., Nov. 19	38-37	W	San Diego Chargers	Mile High Stadium	75,218	39°	Frerotte	Leaf
Sun., Nov. 26	38-31	W	Seattle Seahawks	Husky Stadium	68,661	48°	Frerotte	Huard, B.
Sun., Dec. 3	38-23	W	New Orleans Saints	Louisiana Superdome	64,900	Ind.	Frerotte	Brooks
Sun., Dec. 10	31-24	W	Seattle Seahawks	Mile High Stadium	75,218	22°	Frerotte	Kitna
Sun., Dec. 17	7-20	L	Kansas City Chiefs	Arrowhead Stadium	78,406	9°	Frerotte	Grbac
Sat., Dec. 23	38-9	W	San Francisco 49ers	Mile High Stadium	76,098	45°	Griese	Garcia
(Bye Oct. 29)	485-369				1,140,030			

**2000 AFC WILD CARD PLAYOFF GAME**

Sun., Dec. 31	3-21	L	Baltimore Ravens	PSINet Stadium	69,638	22°	Frerotte	Dilfer
---------------	------	---	------------------	----------------	--------	-----	----------	--------

**2001**

**HEAD COACH:** Mike Shanahan

**PRESEASON (3-1)**

Day/Date	Score	W/L	Opponent	Location	Attend.	Temp.	Den. QB	Opp. QB
Sat., Aug. 11*	20-6	W	Dallas Cowboys	Texas Stadium	46,883	86°	Griese	Banks
Mon., Aug. 20*	7-22	L	Green Bay Packers	Lambeau Field	59,177	77°	Griese	Favre
Sat., Aug. 25*	31-24	W	New Orleans Saints	INVESCO Field at Mile High	74,063	81°	Griese	Brooks
Fri., Aug. 31*	35-7	W	San Francisco 49ers	INVESCO Field at Mile High	73,855	72°	Frerotte	Rattay
	93-59				253,928			

**REGULAR SEASON (8-8 overall / 3rd AFC West (4-4 Div.) / 6-2 home / 2-6 away)**

Day/Date	Score	W/L	Opponent	Location	Attend.	Temp.	Den. QB	Opp. QB
Mon., Sept. 10*	31-20	W	New York Giants	INVESCO Field at Mile High	75,735	75°	Griese	Collins
Sun., Sept. 16			**Postponed until Jan. 6 due to terrorist attacks on U.S. **					
Sun., Sept. 23*	38-17	W	Arizona Cardinals	Sun Devil Stadium	50,913	103°	Griese	Plummer
Sun., Sept. 30	13-20	L	Baltimore Ravens	INVESCO Field at Mile High	75,082	71°	Griese	Grbac
Sun., Oct. 7	20-6	W	Kansas City Chiefs	INVESCO Field at Mile High	75,037	74°	Griese	Green
Sun., Oct. 14	21-34	L	Seattle Seahawks	Husky Stadium	61,837	54°	Griese	Dilfer
Sun., Oct. 21	10-27	L	San Diego Chargers	Qualcomm Stadium	67,521	66°	Griese	Flutie
Sun., Oct. 28	31-20	W	New England Patriots	INVESCO Field at Mile High	74,750	72°	Griese	Brady
Mon., Nov. 5*	28-38	L	Oakland Raiders	Network Associates Coliseum	62,637	62°	Griese	Gannon
Sun., Nov. 11	26-16	W	San Diego Chargers	INVESCO Field at Mile High	74,951	62°	Griese	Flutie
Sun., Nov. 18	10-17	L	Washington Redskins	INVESCO Field at Mile High	74,622	44°	Griese	Banks
Thu., Nov. 22	26-24	W	Dallas Cowboys	Texas Stadium	64,104	72°	Griese	Leaf
Sun., Dec. 2	10-21	L	Miami Dolphins	Pro Player Stadium	73,938	76°	Griese	Fiedler
Sun., Dec. 9*	20-7	W	Seattle Seahawks	INVESCO Field at Mile High	74,524	38°	Griese	Hasselbeck, M.
Sun., Dec. 16	23-26	L	Kansas City Chiefs (OT)	Arrowhead Stadium	77,778	49°	Frerotte	Green
Sun., Dec. 30	23-17	W	Oakland Raiders	INVESCO Field at Mile High	75,582	24°	Griese	Gannon
Sun., Jan. 6	10-29	L	Indianapolis Colts	RCA Dome	56,192	Ind.	Griese	Manning, P.
(Bye Dec. 23)	340-339				1,115,203			



## 2002

**HEAD COACH:** Mike Shanahan

### PRESEASON (3-1)

Day/Date	Score	W/L	Opponent	Location	Attend.	Temp.	Den. QB	Opp. QB
Sat., Aug. 10*	27-3	W	Chicago Bears	Memorial Stadium, Champaign, Ill.	52,168	85°	Griese	Miller
Mon., Aug. 19*	7-12	L	San Francisco 49ers	INVESCO Field at Mile High	73,071	85°	Griese	Garcia
Sat., Aug. 24*	19-13	W	Arizona Cardinals	Sun Devil Stadium	26,736	105°	Griese	Plummer
Thu., Aug. 29*	31-0 84-28	W	Seattle Seahawks	INVESCO Field at Mile High	71,755 223,730	65°	Jackson	Hasselbeck, M.

### REGULAR SEASON (9-7 overall / 2nd AFC West (3-3 Div.) / 5-3 home / 4-4 away)

Day/Date	Score	W/L	Opponent	Location	Attend.	Temp.	Den. QB	Opp. QB
Sun., Sept. 8	23-16	W	St. Louis Rams	INVESCO Field at Mile High	75,710	83°	Griese	Warner
Sun., Sept. 15	24-14	W	San Francisco 49ers	3COM Park	67,685	67°	Griese	Garcia
Sun., Sept. 22	28-23	W	Buffalo Bills	INVESCO Field at Mile High	75,359	59°	Griese	Bledsoe
Mon., Sept. 30*	23-34	L	Baltimore Ravens	Ravens Stadium	69,538	71°	Griese	Redman
Sun., Oct. 6	26-9	W	San Diego Chargers	INVESCO Field at Mile High	75,065	57°	Griese	Brees
Sun., Oct. 13*	22-24	L	Miami Dolphins	INVESCO Field at Mile High	75,941	58°	Griese	Fiedler
Sun., Oct. 20	37-34	W	Kansas City Chiefs (OT)	Arrowhead Stadium	78,446	51°	Griese	Green
Sun., Oct. 27	24-16	W	New England Patriots	Gillette Stadium	68,436	60°	Griese	Brady
Mon., Nov. 11*	10-34	L	Oakland Raiders	INVESCO Field at Mile High	76,643	32°	Griese	Gannon
Sun., Nov. 17	31-9	W	Seattle Seahawks	Seahawks Stadium	65,495	53°	Griese	Hasselbeck, M.
Sun., Nov. 24*	20-23	L	Indianapolis Colts (OT)	INVESCO Field at Mile High	75,075	25°	Beuerlein	Manning, P.
Sun., Dec. 1	27-30	L	San Diego Chargers (OT)	Qualcomm Stadium	66,357	64°	Beuerlein	Brees
Sun., Dec. 8	13-19	L	New York Jets	Giants Stadium	78,521	42°	Griese	Pennington
Sun., Dec. 15	31-24	W	Kansas City Chiefs	INVESCO Field at Mile High	75,947	54°	Griese	Green
Sun., Dec. 22	16-28	L	Oakland Raiders	Network Associates Coliseum	62,592	56°	Griese	Gannon
Sun., Dec. 29	37-7	W	Arizona Cardinals	INVESCO Field at Mile High	75,164	57°	Beuerlein	Plummer
(Bye Nov. 2)	392-344				1,161,974			

## 2003

**HEAD COACH:** Mike Shanahan

### PRESEASON (3-1)

Day/Date	Score	W/L	Opponent	Location	Attend.	Temp.	Den. QB	Opp. QB
Sat., Aug. 9*	20-12	W	Houston Texans	Reliant Stadium	70,021	Ind.	Plummer	Carr
Sat., Aug. 16*	15-10	W	Chicago Bears	Memorial Stadium, Champaign, Ill.	52,861	85°	Plummer	Stewart
Mon., Aug. 25*	23-28	L	Indianapolis Colts	INVESCO Field at Mile High	72,510	82°	Plummer	Manning, P.
Fri., Aug. 29*	20-3	W	Seattle Seahawks	INVESCO Field at Mile High	73,038	70°	Jackson	Hasselbeck, M.
	78-53				268,430			

### REGULAR SEASON (10-6 overall / 2nd AFC West (5-1 Div.) / 6-2 home / 4-4 away)

Day/Date	Score	W/L	Opponent	Location	Attend.	Temp.	Den. QB	Opp. QB
Sun., Sept. 7	30-10	W	Cincinnati Bengals	Paul Brown Stadium	63,820	72°	Plummer	Kftna
Sun., Sept. 14	31-13	W	San Diego Chargers	Qualcomm Stadium	66,445	73°	Plummer	Brees
Mon., Sept. 22*	37-10	W	Oakland Raiders	INVESCO Field at Mile High	76,753	72°	Plummer	Gannon
Sun., Sept. 28	20-16	W	Detroit Lions	INVESCO Field at Mile High	75,719	66°	Plummer	Harrington
Sun., Oct. 5	23-24	L	Kansas City Chiefs	Arrowhead Stadium	78,903	69°	Plummer	Green
Sun., Oct. 12	17-14	W	Pittsburgh Steelers	INVESCO Field at Mile High	75,974	73°	Beuerlein	Maddox
Sun., Oct. 19	20-28	L	Minnesota Vikings	Hubert H. Humphrey Metrodome	64,381	Ind.	Beuerlein	Culpepper
Sun., Oct. 26	6-26	L	Baltimore Ravens	M&T Bank Stadium	69,721	67°	Kanell	Boller
Mon., Nov. 3*	26-30	L	New England Patriots	INVESCO Field at Mile High	76,203	35°	Kanell	Brady
Sun., Nov. 16	37-8	W	San Diego Chargers	INVESCO Field at Mile High	75,217	52°	Plummer	Flutie
Sun., Nov. 23	10-19	L	Chicago Bears	INVESCO Field at Mile High	75,540	18°	Plummer	Chandler
Sun., Nov. 30	22-8	W	Oakland Raiders	Network Associates Coliseum	57,201	55°	Plummer	Mirer
Sun., Dec. 7	45-27	W	Kansas City Chiefs	INVESCO Field at Mile High	76,403	63°	Plummer	Green
Sun., Dec. 14	23-20	W	Cleveland Browns (OT)	INVESCO Field at Mile High	75,358	52°	Plummer	Couch
Sun., Dec. 21*	31-17	W	Indianapolis Colts	RCA Dome	57,149	Ind.	Plummer	Manning, P.
Sun., Dec. 28	3-31	L	Green Bay Packers	Lambeau Field	70,299	45°	Jackson	Favre
(Bye Nov. 9)	381-301				1,134,086			

### 2003 AFC WILD CARD PLAYOFF GAME

Day/Date	Score	W/L	Opponent	Location	Attend.	Temp.	Den. QB	Opp. QB
Sun., Jan. 4	10-41	L	Indianapolis Colts	RCA Dome	56,586	Ind.	Plummer	Manning, P.

## 2004

**HEAD COACH:** Mike Shanahan

### PRESEASON (2-3)

Day/Date	Score	W/L	Opponent	Location	Attend.	Temp.	Den. QB	Opp. QB
Mon., Aug. 9*	17-20	L	Washington Redskins	Fawcett Stadium (Canton, Ohio; Hall of Fame Game)	22,177	75°	Plummer	Brunell
Sun., Aug. 15*	6-16	L	Buffalo Bills	Ralph Wilson Stadium	49,645	70°	Plummer	Bledsoe
Sat., Aug. 21*	19-3	W	Seattle Seahawks	Owest Field	47,641	66°	Plummer	Hasselbeck, M.
Fri., Aug. 27*	31-17	W	Houston Texans	INVESCO Field at Mile High	71,256	54°	Plummer	Carr
Thu., Sept. 2*	21-33	L	Arizona Cardinals	INVESCO Field at Mile High	71,986	79°	Kanell	McCown
	94-89				262,705			

### REGULAR SEASON (10-6 overall / 2nd AFC West (3-3 Div.) / 6-2 home / 4-4 away)

Day/Date	Score	W/L	Opponent	Location	Attend.	Temp.	Den. QB	Opp. QB
Sun., Sept. 12*	34-24	W	Kansas City Chiefs	INVESCO Field at Mile High	75,939	82°	Plummer	Green
Sun., Sept. 19	6-7	L	Jacksonville Jaguars	ALLTEL Stadium	69,127	78°	Plummer	Leftwich
Sun., Sept. 26	23-13	W	San Diego Chargers	INVESCO Field at Mile High	74,533	73°	Plummer	Brees
Sun., Oct. 3	16-13	W	Tampa Bay Buccaneers	Raymond James Stadium	65,341	86°	Plummer	Johnson
Sun., Oct. 10	20-17	W	Carolina Panthers	INVESCO Field at Mile High	75,072	72°	Plummer	Dellhomme
Sun., Oct. 17	31-3	W	Oakland Raiders	Network Associates Coliseum	57,293	67°	Plummer	Palmer
Sun., Oct. 25*	10-23	L	Cincinnati Bengals	Paul Brown Stadium	65,806	61°	Plummer	Vick
Mon., Oct. 31	28-41	L	Atlanta Falcons	INVESCO Field at Mile High	75,083	54°	Plummer	Carr
Sun., Nov. 7	31-13	W	Houston Texans	INVESCO Field at Mile High	74,292	69°	Plummer	Clark
Sun., Nov. 21	34-13	W	New Orleans Saints	Louisiana Superdome	64,900	Ind.	Plummer	Brooks
Sun., Nov. 28*	24-25	L	Oakland Raiders	INVESCO Field at Mile High	75,936	18°	Plummer	Collins
Sun., Dec. 5	17-20	L	San Diego Chargers	Qualcomm Stadium	65,395	58°	Plummer	Brees
Sun., Dec. 12	20-17	W	Miami Dolphins	INVESCO Field at Mile High	75,027	37°	Plummer	Feeley



Sun., Dec. 19	17-45	L	Kansas City Chiefs	Arrowhead Stadium	77,702	15°	Plummer	Green
Sat., Dec. 25*	37-16	W	Tennessee Titans	The Coliseum	68,809	29°	Plummer	Volek
Sun., Jan. 2	33-14	W	Indianapolis Colts	INVESCO Field at Mile High	75,149	32°	Plummer	Manning, P.
<i>(Bye Nov. 14)</i>					1,135,404			
<b>2004 AFC WILD CARD PLAYOFF GAME</b>								
Sun., Jan. 9	24-49	L	Indianapolis Colts	RCA Dome	56,609	Ind.	Plummer	Manning, P.

## 2005

HEAD COACH: Mike Shanahan

### PRESEASON (4-0)

Day/Date	Score	W/L	Opponent	Location	Attend.	Temp.	Den. QB	Opp. QB
Sat., Aug. 13*	20-14	W	Houston Texans	Reliant Stadium	70,016	Ind.	Plummer	Carr
Sat., Aug. 20*	26-21	W	San Francisco 49ers	INVESCO Field at Mile High	70,794	70°	Plummer	Smith
Sat., Aug. 27*	37-24	W	Indianapolis Colts	INVESCO Field at Mile High	74,152	77°	Plummer	Manning, P.
Fri., Sept. 2*	30-21	W	Arizona Cardinals	Sun Devil Stadium	40,888	99°	Van Pelt	Warner
<i>(Bye Nov. 14)</i>					255,850			

### REGULAR SEASON (13-3 overall / 1st AFC West (5-1 Div.) / 8-0 home / 5-3 away)

Day/Date	Score	W/L	Opponent	Location	Attend.	Temp.	Den. QB	Opp. QB
Sun., Sept. 11	10-34	L	Miami Dolphins	Dolphins Stadium	72,324	89°	Plummer	Frerotte
Sun., Sept. 18	20-17	W	San Diego Chargers	INVESCO Field at Mile High	75,310	77°	Plummer	Brees
Mon., Sept. 26*	30-10	W	Kansas City Chiefs	INVESCO Field at Mile High	76,381	72°	Plummer	Green
Sun., Oct. 2	20-7	W	Jacksonville Jaguars	Alltel Stadium	66,045	82°	Plummer	Leftwich
Sun., Oct. 9	21-19	W	Washington Redskins	INVESCO Field at Mile High	75,880	50°	Plummer	Brunell
Sun., Oct. 16	28-20	W	New England Patriots	INVESCO Field at Mile High	76,571	75°	Plummer	Brady
Sun., Oct. 23	23-24	L	New York Giants	Giants Stadium	78,516	54°	Plummer	Manning, E.
Sun., Oct. 30	49-21	W	Philadelphia Eagles	INVESCO Field at Mile High	76,530	52°	Plummer	McNabb
Sun., Nov. 13	31-17	W	McAfee Coliseum	McAfee Coliseum	62,779	61°	Plummer	Collins
Sun., Nov. 20	27-0	W	New York Jets	INVESCO Field at Mile High	76,255	61°	Plummer	Bollinger
Thu., Nov. 24	24-21	W	Dallas Cowboys (OT)	Texas Stadium	63,273	68°	Plummer	Bledsoe
Sun., Dec. 4	27-31	L	Kansas City Chiefs	Arrowhead Stadium	78,261	28°	Plummer	Green
Sun., Dec. 11	12-10	W	Baltimore Ravens	INVESCO Field at Mile High	75,651	41°	Plummer	Boller
Sat., Dec. 17*	28-17	W	Buffalo Bills	Ralph Wilson Stadium	71,887	28°	Plummer	Holcomb
Sat., Dec. 24	22-3	W	Oakland Raiders	INVESCO Field at Mile High	76,212	52°	Plummer	Collins
Sat., Dec. 31	23-7	W	San Diego Chargers	Qualcomm Stadium	65,513	61°	Plummer	Brees
<i>(Bye Nov. 6)</i>					1,167,388			

### 2005 AFC DIVISIONAL PLAYOFF GAME

Sat., Jan. 14	27-13	W	New England Patriots	INVESCO Field at Mile High	76,238	54°	Plummer	Brady
---------------	-------	---	----------------------	----------------------------	--------	-----	---------	-------

### 2005 AFC CHAMPIONSHIP GAME

Sun., Jan. 22	17-34	L	Pittsburgh Steelers	INVESCO Field at Mile High	76,775	34°	Plummer	Roethlisberger
---------------	-------	---	---------------------	----------------------------	--------	-----	---------	----------------

## 2006

HEAD COACH: Mike Shanahan

### PRESEASON (3-1)

Day/Date	Score	W/L	Opponent	Location	Attend.	Temp.	Den. QB	Opp. QB
Fri., Aug. 11*	13-20	L	Detroit Lions	Ford Field	56,915	Ind.	Plummer	Kitna
Sat., Aug. 19*	35-10	W	Tennessee Titans	INVESCO Field at Mile High	73,180	63°	Plummer	Volek
Sun., Aug. 27*	17-14	W	Houston Texans	INVESCO Field at Mile High	73,689	70°	Plummer	Carr
Thu., Aug. 31*	29-23	W	Arizona Cardinals	Cardinals Stadium	62,937	Ind.	Cutler	Warner
<i>(Bye Nov. 14)</i>					266,721			

### REGULAR SEASON (9-7 overall / 3rd AFC West (3-3 Div.) / 4-4 home / 5-3 away)

Day/Date	Score	W/L	Opponent	Location	Attend.	Temp.	Den. QB	Opp. QB
Sun., Sept. 10	10-18	L	St. Louis Rams	Edward Jones Dome	65,577	Ind.	Plummer	Bulger
Sun., Sept. 17	9-6	W	Kansas City Chiefs (OT)	INVESCO Field at Mile High	76,786	61°	Plummer	Huard, D.
Sun., Sept. 24*	17-7	W	New England Patriots	Gillette Stadium	68,756	68°	Plummer	Brady
Mon., Oct. 9*	13-3	W	Baltimore Ravens	INVESCO Field at Mile High	76,355	39°	Plummer	McNair
Sun., Oct. 15*	13-3	W	Oakland Raiders	INVESCO Field at Mile High	76,691	64°	Plummer	Walter
Sun., Oct. 22	17-7	W	Cleveland Browns	Cleveland Browns Stadium	73,024	48°	Plummer	Frye
Sun., Oct. 29	31-34	L	Indianapolis Colts	INVESCO Field at Mile High	76,767	70°	Plummer	Manning, P.
Sun., Nov. 5	31-20	W	Pittsburgh Steelers	Heinz Field	64,661	53°	Plummer	Roethlisberger
Sun., Nov. 12	17-13	W	Oakland Raiders	McAfee Coliseum	62,094	56°	Plummer	Walter
Sun., Nov. 19*	27-35	L	San Diego Chargers	INVESCO Field at Mile High	76,723	34°	Plummer	Rivers
Thu., Nov. 23*	10-19	L	Kansas City Chiefs	Arrowhead Stadium	79,484	65°	Plummer	Green
Sun., Dec. 3*	20-23	L	Seattle Seahawks	INVESCO Field at Mile High	76,146	16°	Cutler	Hasselbeck, M.
Sun., Dec. 10	20-48	L	San Diego Chargers	Qualcomm Stadium	67,514	57°	Cutler	Rivers
Sun., Dec. 17	37-20	W	Arizona Cardinals	Cardinals Stadium	63,845	60°	Cutler	Leinart
Sun., Dec. 24	24-23	W	Cincinnati Bengals	INVESCO Field at Mile High	75,759	32°	Cutler	Palmer
Sun., Dec. 31	23-26	L	San Francisco 49ers (OT)	INVESCO Field at Mile High	75,555	32°	Cutler	Smith
<i>(Bye Oct. 1)</i>					1,155,737			

## 2007

HEAD COACH: Mike Shanahan

### PRESEASON (2-2)

Day/Date	Score	W/L	Opponent	Location	Attend.	Temp.	Den. QB	Opp. QB
Mon., Aug. 13*	17-13	W	San Francisco 49ers	Monster Park	66,764	66°	Cutler	Smith
Sat., Aug. 18*	20-31	L	Dallas Cowboys	Texas Stadium	61,034	91°	Cutler	Romo
Sat., Aug. 25*	16-17	L	Cleveland Browns	INVESCO Field at Mile High	75,361	84°	Cutler	Frye
Thu., Aug. 30*	21-3	W	Arizona Cardinals	INVESCO Field at Mile High	73,282	82°	Hackney	Leinart
<i>(Bye Nov. 14)</i>					276,441			

### REGULAR SEASON (7-9 overall / 2nd AFC West (3-3 Div.) / 5-3 home / 2-6 away)

Day/Date	Score	W/L	Opponent	Location	Attend.	Temp.	Den. QB	Opp. QB
Sun., Sept. 9	15-14	W	Buffalo Bills	Ralph Wilson Stadium	71,132	70°	Cutler	Losman
Sun., Sept. 16	23-20	W	Oakland Raiders (OT)	INVESCO Field at Mile High	76,784	87°	Cutler	McCown
Sun., Sept. 23	14-23	L	Jacksonville Jaguars	INVESCO Field at Mile High	76,463	75°	Cutler	Garrard
Sun., Sept. 30	20-38	L	Indianapolis Colts	RCA Dome	57,274	Ind.	Cutler	Manning, P.
Sun., Oct. 7	3-41	L	San Diego Chargers	INVESCO Field at Mile High	76,879	54°	Cutler	Rivers
Sun., Oct. 21*	31-28	W	Pittsburgh Steelers	INVESCO Field at Mile High	77,038	37°	Cutler	Roethlisberger
Mon., Oct. 29*	13-19	L	Green Bay Packers (OT)	INVESCO Field at Mile High	77,160	67°	Cutler	Favre

Sun., Nov. 4	7-44	L	Detroit Lions	Ford Field	60,783		Cutler	Kitna
Sun., Nov. 11	27-11	W	Kansas City Chiefs	Arrowhead Stadium	77,368	69°	Cutler	Huard
Mon., Nov. 19*	34-20	W	Tennessee Titans	INVESCO Field at Mile High	76,590	63°	Cutler	Young
Sun., Nov. 25	34-37	L	Chicago Bears (OT)	Soldier Field	62,148	39°	Cutler	Grossman
Sun., Dec. 2	20-34	L	Oakland Raiders	McAfee Coliseum	61,990	60°	Cutler	McCown
Sun., Dec. 9	41-7	W	Kansas City Chiefs	INVESCO Field at Mile High	75,895	21°	Cutler	
Thurs., Dec. 13*	13-31	L	Houston Texans	Reliant Stadium	70,747	59°	Cutler	Rosenfels
Mon., Dec. 24*	3-23	L	San Diego Chargers	Qualcomm Stadium	65,477	62°	Cutler	Rivers
Sun., Dec. 30	22-19	W	Minnesota Vikings (OT)	INVESCO Field at Mile High	76,084	36°	Cutler	Jackson
(Bye Oct. 14)	320-409				1,139,812			

## 2008

**HEAD COACH:** Mike Shanahan

### PRESEASON (2-2)

Day/Date	Score	W/L	Opponent	Location	Attend.	Temp.	Den. QB	Opp. QB
Sat., Aug. 9*	16-19	L	Houston Texans	Reliant Stadium	70,020	Ind.	Cutler	Schaub
Sat., Aug. 16*	23-13	W	Dallas Cowboys	INVESCO Field at Mile High	74,484	57°	Cutler	Romo
Fri., Aug. 22*	24-27	L	Green Bay Packers	INVESCO Field at Mile High	74,213	73°	Cutler	Rodgers
Fri., Aug. 29*	28-14	W	Arizona Cardinals	University of Phoenix Stadium	63,215	Ind.	Hackney	Warner
	91-73				281,932			

### REGULAR SEASON (8-8 overall / 2nd AFC West (3-3 Div.) / 4-4 home / 4-4 away)

Day/Date	Score	W/L	Opponent	Location	Attend.	Temp.	Den. QB	Opp. QB
Mon., Sept. 8*	41-14	W	Oakland Raiders	McAfee Coliseum	62,762	60°	Cutler	Russell
Sun., Sept. 14	39-38	W	San Diego Chargers	INVESCO Field at Mile High	75,915	59°	Cutler	Rivers
Sun., Sept. 21	34-32	W	New Orleans Saints	INVESCO Field at Mile High	75,713	75°	Cutler	Brees
Sun., Sept. 28	19-33	L	Kansas City Chiefs	Arrowhead Stadium	74,623	74°	Cutler	Huard
Sun., Oct. 5	16-13	W	Tampa Bay Buccaneers	INVESCO Field at Mile High	75,480	70°	Cutler	Griese
Sun., Oct. 12	17-24	L	Jacksonville Jaguars	INVESCO Field at Mile High	75,674	43°	Cutler	Garrard
Mon., Oct. 20*	7-41	L	New England Patriots	Gillette Stadium	68,556	40°	Cutler	Cassel
Sun., Nov. 2	17-26	L	Miami Dolphins	INVESCO Field at Mile High	75,499	77°	Cutler	Pennington
Thurs., Nov. 6*	34-30	W	Cleveland Browns	Cleveland Browns Stadium	73,141	56°	Cutler	Quinn
Sun., Nov. 16	24-20	W	Atlanta Falcons	Georgia Dome	54,644	Ind.	Cutler	Ryan
Sun., Nov. 23	10-31	L	Oakland Raiders	INVESCO Field at Mile High	76,067	47°	Cutler	Russell
Sun., Nov. 30	34-17	W	New York Jets	The Meadowlands	78,809	36°	Cutler	Favre
Sun., Dec. 7	24-17	W	Kansas City Chiefs	INVESCO Field at Mile High	75,187	64°	Cutler	Thigpen
Sun., Dec. 14	10-30	L	Carolina Panthers	Bank of America Stadium	73,690	46°	Cutler	Delhomme
Sun., Dec. 21	23-30	L	Buffalo Bills	INVESCO Field at Mile High	74,539	17°	Cutler	Edwards
Sun., Dec. 28*	21-52	L	San Diego Chargers	Qualcomm Stadium	69,131	58°	Cutler	Rivers
(Bye Oct. 26)	370-448				1,159,630			

## 2009

**HEAD COACH:** Josh McDaniels

### PRESEASON (1-3)

Day/Date	Score	W/L	Opponent	Location	Attend.	Temp.	Den. QB	Opp. QB
Fri., Aug. 14*	16-17	L	San Francisco 49ers	Candlestick Park	61,533	63°	Orton	Hill
Sat., Aug. 22*	13-27	L	Seattle Seahawks	Qwest Field	67,052	69°	Orton	Hasselbeck
Sun., Aug. 30*	17-27	L	Chicago Bears	INVESCO Field at Mile High	73,519	68°	Orton	Cutler
Thurs., Sept. 3*	19-0	W	Arizona Cardinals	INVESCO Field at Mile High	72,088	79°	Brandstater	Warner
	65-71				274,192			

### REGULAR SEASON (8-8 overall / 2nd AFC West (3-3 Div.) / 4-4 home / 4-4 away)

Day/Date	Score	W/L	Opponent	Location	Attend.	Temp.	Den. QB	Opp. QB
Sun., Sept. 13	12-7	W	Cincinnati Bengals	Paul Brown Stadium	62,831	72°	Orton	Palmer
Sun., Sept. 20	27-6	W	Cleveland Browns	INVESCO Field at Mile High	73,931	82°	Orton	Quinn
Sun., Sept. 27	27-3	W	Oakland Raiders	Oakland-Alameda County Coliseum	45,602	81°	Orton	Russell
Sun., Oct. 4	17-17	W	Dallas Cowboys	INVESCO Field at Mile High	76,440	55°	Orton	Romo
Sun., Oct. 11	20-17	W	New England Patriots (OT)	INVESCO Field at Mile High	76,011	30°	Orton	Brady
Mon., Oct. 19*	34-23	W	San Diego Chargers	Qualcomm Stadium	68,615	68°	Orton	Rivers
Sun., Nov. 1	7-30	L	Baltimore Ravens	M&T Bank Stadium	71,132	56°	Orton	Flacco
Mon., Nov. 9*	10-28	L	Pittsburgh Steelers	INVESCO Field at Mile High	76,716	55°	Orton	Roethlisberger
Sun., Nov. 15	17-27	L	Washington Redskins	FedEx Field	85,247	70°	Orton	Campbell
Sun., Nov. 22	3-32	L	San Diego Chargers	INVESCO Field at Mile High	74,707	51°	Simms	Rivers
Thurs., Nov. 26*	26-6	W	New York Giants	INVESCO Field at Mile High	74,896	57°	Orton	Manning, E.
Sun., Dec. 6	44-13	W	Kansas City Chiefs	Arrowhead Stadium	68,912	37°	Orton	Cassel
Sun., Dec. 13	16-28	L	Indianapolis Colts	Lucas Oil Stadium	67,248	Ind.	Orton	Manning, P.
Sun., Dec. 20	19-20	L	Oakland Raiders	INVESCO Field at Mile High	74,502	57°	Orton	Frye
Sun., Dec. 27	27-30	L	Philadelphia Eagles	Lincoln Financial Field	69,144	45°	Orton	McNabb
Sun., Jan. 3	24-44	L	Kansas City Chiefs	INVESCO Field at Mile High	73,725	36°	Orton	Cassel
(Bye Oct. 26)	326-324				1,139,659			

## 2010

**HEAD COACH:** Josh McDaniels (12 games) & Eric Studesville (4 games)

### PRESEASON (1-3)

Day/Date	Score	W/L	Opponent	Location	Attend.	Temp.	Den. QB	Opp. QB
Sun., Aug. 15*	24-33	L	Cincinnati Bengals	Paul Brown Stadium	51,278	78°	Orton	Palmer
Sat., Aug. 21*	20-25	L	Detroit Lions	INVESCO Field at Mile High	73,093	92°	Orton	Stafford
Sun., Aug. 29*	34-17	W	Pittsburgh Steelers	INVESCO Field at Mile High	73,054	90°	Orton	Roethlisberger
Thurs., Sept. 2*	24-31	L	Minnesota Vikings	Mall of America Field (Metrodome)	63,328	Ind.	Orton	Jackson
	102-106				260,753			

### REGULAR SEASON (4-12 overall / 4th AFC West (1-5 Div.) / 3-5 home / 1-7 away)

Day/Date	Score	W/L	Opponent	Location	Attend.	Temp.	Den. QB	Opp. QB
Sun., Sept. 12	17-24	L	Jacksonville Jaguars	EverBank Field	63,636	90°	Orton	Garrard
Sun., Sept. 19	31-14	W	Seattle Seahawks	INVESCO Field at Mile High	75,130	91°	Orton	Hasselbeck
Sun., Sept. 26	13-27	L	Indianapolis Colts	INVESCO Field at Mile High	76,401	85°	Orton	Manning, P.
Sun., Oct. 3	26-20	W	Tennessee Titans	LP Field	69,143	54°	Orton	Young
Sun., Oct. 10	17-31	L	Baltimore Ravens	M&T Bank Stadium	71,246	67°	Orton	Flacco
Sun., Oct. 17	20-24	L	New York Jets	INVESCO Field at Mile High	75,982	73°	Orton	Sanchez
Sun., Oct. 24	14-59	L	Oakland Raiders	INVESCO Field at Mile High	75,835	63°	Orton	Campbell

Sun., Oct. 31*	16-24	L	San Francisco 49ers	Wembley Stadium (London)	83,941	54°	Orton	Smith
Sun., Nov. 14	49-29	W	Kansas City Chiefs	INVESCO Field at Mile High	75,334	43°	Orton	Cassel
Mon., Nov. 22*	14-35	L	San Diego Chargers	Qualcomm Stadium	68,482	55°	Orton	Rivers
Sun., Nov. 28	33-36	L	St. Louis Rams	INVESCO Field at Mile High	72,736	45°	Orton	Bradford
Sun., Dec. 5	6-10	L	Kansas City Chiefs	Arrowhead Stadium	67,267	26°	Orton	Cassel
— Josh McDaniels out, Eric Studesville in as head coach —								
Sun., Dec. 12	13-43	L	Arizona Cardinals	University of Phoenix Stadium	62,223	Ind.	Orton	Skelton
Sun., Dec. 19	23-39	L	Oakland Raiders	Oakland Coliseum	44,246	55°	Tebow	Campbell
Sun., Dec. 26	24-23	W	Houston Texans	INVESCO Field at Mile High	73,691	50°	Tebow	Schaub
Sun., Jan. 2	28-33	L	San Diego Chargers	INVESCO Field at Mile High	74,155	42°	Tebow	Rivers
(Bye Nov. 7)	344-471				1,129,448			

## 2011

HEAD COACH: John Fox

## PRESEASON (2-2)

Day/Date	Score	W/L	Opponent	Location	Attend.	Temp.	Den. QB	Opp. QB
Thu., Aug. 11*	23-24	L	Dallas Cowboys	Cowboys Stadium	74,045	Ind.	Orton	Romo
Sat., Aug. 20*	24-10	W	Buffalo Bills	Sports Authority Field at Mile High	71,236	87°	Orton	Fitzpatrick
Sat., Aug. 27*	23-20	W	Seattle Seahawks	Sports Authority Field at Mile High	72,347	87°	Orton	Jackson
Thu., Sept. 1*	7-26	L	Arizona Cardinals	University of Phoenix Stadium	59,910	Ind.	Quinn	Kolb
	77-80				277,538			

## REGULAR SEASON (8-8 overall / 1st AFC West (3-3 Div.) / 3-5 home / 5-3 away)

Day/Date	Score	W/L	Opponent	Location	Attend.	Temp.	Den. QB	Opp. QB
Mon., Sept. 12*	20-23	L	Oakland Raiders	Sports Authority Field at Mile High	75,671	75°	Orton	Campbell
Sun., Sept. 18	24-22	W	Cincinnati Bengals	Sports Authority Field at Mile High	73,281	69°	Orton	Dalton
Sun., Sept. 25	14-17	L	Tennessee Titans	LP Field	69,143	73°	Orton	Hasselbeck
Sun., Oct. 2	23-49	L	Green Bay Packers	Lambeau Field	70,529	67°	Orton	Rodgers
Sun., Oct. 9	24-29	L	San Diego Chargers	Sports Authority Field at Mile High	74,895	52°	Orton	Rivers
Sun., Oct. 23	18-15	W	Miami Dolphins (OT)	Sun Life Stadium	63,800	77°	Tebow	Moore
Sun., Sept. 30	10-45	L	Detroit Lions	Sports Authority Field at Mile High	74,977	56°	Tebow	Stafford
Sun., Nov. 6	38-24	W	Oakland Raiders	O.co Coliseum	58,125	62°	Tebow	Palmer
Sun., Nov. 13	17-10	W	Kansas City Chiefs	Arrowhead Stadium	72,908	67°	Tebow	Cassel
Thu., Nov. 17*	17-13	W	New York Jets	Sports Authority Field at Mile High	74,746	54°	Tebow	Sanchez
Sun., Nov. 27	16-13	W	San Diego Chargers (OT)	Qualcomm Stadium	64,436	84°	Tebow	Rivers
Sun., Dec. 4	35-32	W	Minnesota Vikings	Mall of America Field (Metrodome)	62,939	Ind.	Tebow	Ponder
Sun., Dec. 11	13-10	L	Chicago Bears (OT)	Sports Authority Field at Mile High	76,487	50°	Tebow	Hanie
Sun., Dec. 18	23-41	W	New England Patriots	Sports Authority Field at Mile High	76,556	63°	Tebow	Brady
Sat., Dec. 24	14-40	L	Buffalo Bills	Ralph Wilson Stadium	45,112	30°	Tebow	Fitzpatrick
Sun., Jan. 1	3-7	L	Kansas City Chiefs	Sports Authority Field at Mile High	76,005	35°	Tebow	Orton
(Bye Oct. 16)	309-390				1,109,610			

## 2011 AFC WILD CARD PLAYOFF GAME

Sun., Jan. 8	29-23	W	Pittsburgh Steelers (OT)	Sports Authority Field at Mile High	75,970	40°	Tebow	Roethlisberger
--------------	-------	---	--------------------------	-------------------------------------	--------	-----	-------	----------------

## 2011 AFC DIVISIONAL PLAYOFF GAME

Sat., Jan. 14	10-45	L	New England Patriots	Gillette Stadium	68,756	24°	Tebow	Brady
---------------	-------	---	----------------------	------------------	--------	-----	-------	-------

## 2012

HEAD COACH: John Fox

## PRESEASON (2-2)

Day/Date	Score	W/L	Opponent	Location	Attend.	Temp.	Den. QB	Opp. QB
Thu., Aug. 9*	31-3	W	Chicago Bears	Soldier Field	60,442	68°	Manning	Campbell
Sat., Aug. 18*	10-30	L	Seattle Seahawks	Sports Authority Field at Mile High	74,012	79°	Manning	Flynn
Sat., Aug. 26*	24-29	L	San Francisco 49ers	Sports Authority Field at Mile High	75,122	79°	Manning	Smith
Thu., Aug. 30*	16-13	W	Arizona Cardinals	University of Phoenix Stadium	59,773	Ind.	Hanie	Lindley
	81-75				269,349			

## REGULAR SEASON (13-3 overall / 1st AFC West (6-0 Div.) / 7-1 home / 6-2 away)

Day/Date	Score	W/L	Opponent	Location	Attend.	Temp.	Den. QB	Opp. QB
Sun., Sept. 9*	31-19	W	Pittsburgh Steelers	Sports Authority Field at Mile High	76,823	85°	Manning	Roethlisberger
Mon., Sept. 17*	21-27	L	Atlanta Falcons	Georgia Dome	70,427	Ind.	Manning	Ryan
Sun., Sept. 23	25-31	L	Houston Texans	Sports Authority Field at Mile High	76,566	84°	Manning	Schaub
Sun., Sept. 30	37-6	W	Oakland Raiders	Sports Authority Field at Mile High	76,787	72°	Manning	Palmer
Sun., Oct. 7	21-31	L	New England Patriots	Gillette Stadium	68,756	54°	Manning	Brady
Mon., Oct. 15*	35-24	W	San Diego Chargers	Qualcomm Stadium	68,604	78°	Manning	Rivers
Sun., Oct. 28*	34-14	W	New Orleans Saints	Sports Authority Field at Mile High	76,832	59°	Manning	Brees
Sun., Nov. 4	31-23	W	Cincinnati Bengals	Paul Brown Stadium	63,623	48°	Manning	Dalton
Sun., Nov. 11	36-14	W	Carolina Panthers	Bank of America Stadium	73,939	71°	Manning	Newton
Sun., Nov. 18	30-23	W	San Diego Chargers	Sports Authority Field at Mile High	76,769	60°	Manning	Rivers
Sun., Nov. 25	17-9	W	Kansas City Chiefs	Arrowhead Stadium	74,244	52°	Manning	Quinn
Sun., Dec. 2	31-23	W	Tampa Bay Buccaneers	Sports Authority Field at Mile High	76,432	64°	Manning	Freeman
Thu., Dec. 6*	26-13	W	Oakland Raiders	O.co Coliseum	53,807	57°	Manning	Palmer
Sun., Dec. 16	34-17	W	Baltimore Ravens	M&T Bank Stadium	71,317	53°	Manning	Flacco
Sun., Dec. 23	34-12	W	Cleveland Browns	Sports Authority Field at Mile High	76,351	51°	Manning	Weeden
Sun., Dec. 30	38-3	W	Kansas City Chiefs	Sports Authority Field at Mile High	76,502	35°	Manning	Quinn
(Bye Oct. 16)	481-289				1,157,779			

## 2012 AFC DIVISIONAL PLAYOFF GAME

Sat., Jan. 12	35-38	L	Baltimore Ravens (OT)	Sports Authority Field at Mile High	76,732	13°	Manning	Flacco
---------------	-------	---	-----------------------	-------------------------------------	--------	-----	---------	--------

## 2013

HEAD COACH: John Fox

## PRESEASON (2-2)

Day/Date	Score	W/L	Opponent	Location	Attend.	Temp.	Den. QB	Opp. QB
Thu., Aug. 8	10-6	W	San Francisco 49ers	Candlestick Park	69,732	61°	Manning	Kaepernick
Sat., Aug. 17*	10-40	L	Seattle Seahawks	CenturyLink Field	67,635	76°	Manning	Wilson
Sat., Aug. 24*	27-26	W	St. Louis Rams	Sports Authority Field at Mile High	75,473	79°	Manning	Bradford
Thu., Aug. 29*	24-32	L	Arizona Cardinals	Sports Authority Field at Mile High	75,465	82°	Oswieiler	Stanton
	71-104				288,305			

## REGULAR SEASON (13-3 overall / 1st AFC West (5-1 Div.) / 7-1 home / 6-2 away)

Day/Date	Score	W/L	Opponent	Location	Attend.	Temp.	Den. QB	Opp. QB
Thu., Sept. 5*	49-27	W	Baltimore Ravens	Sports Authority Field at Mile High	76,977	83°	Manning	Flacco

Sun., Sept. 15	41-23	W	New York Giants	MetLife Stadium	81,285	70°	Manning	Manning
Mon., Sept. 23*	37-21	W	Oakland Raiders	Sports Authority Field at Mile High	76,978	64°	Manning	Pryor
Sun., Sept. 29	52-20	W	Philadelphia Eagles	Sports Authority Field at Mile High	77,002	76°	Manning	Vick
Sun., Oct. 6	51-48	W	Dallas Cowboys	AT&T Stadium	92,758	Ind.	Manning	Romo
Sun., Oct. 13	35-19	W	Jacksonville Jaguars	Sports Authority Field at Mile High	76,862	59°	Manning	Henne
Sun., Oct. 20*	33-39	L	Indianapolis Colts	Lucas Oil Stadium	67,196	57°	Manning	Luck
Sun., Oct. 27	45-21	W	Washington Redskins	Sports Authority Field at Mile High	77,031	69°	Manning	Griffin
Sun., Nov. 10	28-20	W	San Diego Chargers	Qualcomm Stadium	68,847	78°	Manning	Rivers
Sun., Nov. 17*	27-17	W	Kansas City Chiefs	Sports Authority Field at Mile High	77,076	43°	Manning	Smith
Sun., Nov. 24*	31-34	L	New England Patriots (OT)	Gillette Stadium	68,556	22°	Manning	Brady
Sun., Dec. 1	35-28	W	Kansas City Chiefs	Arrowhead Stadium	77,065	55°	Manning	Smith
Sun., Dec. 8	51-28	W	Tennessee Titans	Sports Authority Field at Mile High	76,554	18°	Manning	Fitzpatrick
Thu., Dec. 12*	20-27	L	San Diego Chargers	Sports Authority Field at Mile High	76,497	37°	Manning	Rivers
Sun., Dec. 22	37-13	W	Houston Texans	Reliant Stadium	71,761	58°	Manning	Schaub
Sun., Dec. 29	34-14	W	Oakland Raiders	O.co Coliseum	51,500	70°	Manning	Pryor
(Bye Nov. 3)	606-399				1,194,145			

#### 2013 AFC DIVISIONAL PLAYOFF GAME

Sat., Jan. 12	24-17	W	San Diego Chargers	Sports Authority Field at Mile High	76,969	41°	Manning	Rivers
---------------	-------	---	--------------------	-------------------------------------	--------	-----	---------	--------

#### 2013 AFC CHAMPIONSHIP GAME

Sat., Jan. 19	26-16	W	New England Patriots	Sports Authority Field at Mile High	77,110	63°	Manning	Brady
---------------	-------	---	----------------------	-------------------------------------	--------	-----	---------	-------

#### SUPER BOWL XLVIII

Sun., Feb. 2	8-43	L	Seattle Seahawks	MetLife Stadium	82,529	49°	Manning	Wilson
--------------	------	---	------------------	-----------------	--------	-----	---------	--------

### 2014

#### HEAD COACH: John Fox

#### PRESEASON (3-1)

Day/Date	Score	W/L	Opponent	Location	Attend.	Temp.	Den. QB	Opp. QB
Thu., Aug. 7*	21-16	W	Seattle Seahawks	Sports Authority Field at Mile High	75,593	75°	Manning	Wilson
Sat., Aug. 17	34-0	W	San Francisco 49ers	Levi's Stadium	68,426	65°	Manning	Kaepernick
Sat., Aug. 23*	17-18	L	Houston Texans	Sports Authority Field at Mile High	75,093	75°	Manning	Fitzpatrick
Thu., Aug. 28*	27-3	W	Dallas Cowboys	AT&T Stadium	77,922	Ind.	Osweller	Weeden
	99-37				297,034			

#### REGULAR SEASON (12-4 overall / 1st AFC West (6-0 Div.) / 8-0 home / 4-4 away)

Day/Date	Score	W/L	Opponent	Location	Attend.	Temp.	Den. QB	Opp. QB
Sun., Sept. 7*	31-24	W	Indianapolis Colts	Sports Authority Field at Mile High	76,939	75°	Manning	Luck
Sun., Sept. 14	24-17	W	Kansas City Chiefs	Sports Authority Field at Mile High	76,900	85°	Manning	Smith
Sun., Sept. 21	20-26	L	Seattle Seahawks (OT)	CenturyLink Field	68,447	70°	Manning	Wilson
Sun., Oct. 5	41-20	W	Arizona Cardinals	Sports Authority Field at Mile High	76,895	71°	Manning	Stanton
Sun., Oct. 12	31-17	W	New York Jets	MetLife Stadium	78,160	61°	Manning	Smith
Sun., Oct. 19*	42-17	W	San Francisco 49ers	Sports Authority Field at Mile High	77,047	67°	Manning	Kaepernick
Thu., Oct. 23*	35-21	W	San Diego Chargers	Sports Authority Field at Mile High	76,907	68°	Manning	Rivers
Sun., Nov. 2	21-43	L	New England Patriots	Gillette Stadium	68,556	25°	Manning	Brady
Sun., Nov. 9	41-17	W	Oakland Raiders	O.co Coliseum	54,803	68°	Manning	Carr
Sun., Nov. 16	7-22	L	St. Louis Rams	Edward Jones Dome	59,401	Ind.	Manning	Hill
Sun., Nov. 23	39-36	W	Miami Dolphins	Sports Authority Field at Mile High	76,987	39°	Manning	Tannehill
Sun., Nov. 30*	29-16	W	Kansas City Chiefs	Arrowhead Stadium	76,894	27°	Manning	Smith
Sun., Dec. 7	24-17	W	Buffalo Bills	Sports Authority Field at Mile High	76,913	63°	Manning	Orton
Sun., Dec. 14	22-10	W	San Diego Chargers	Qualcomm Stadium	68,682	64°	Manning	Rivers
Mon., Dec. 22*	28-37	L	Cincinnati Bengals	Paul Brown Stadium	66,107	47°	Manning	Dalton
Sun., Dec. 28	47-14	W	Oakland Raiders	Sports Authority Field at Mile High	76,929	40°	Manning	Carr
(Bye Sept. 28)	482-354				1,156,767			

#### 2014 AFC DIVISIONAL PLAYOFF GAME

Sun., Jan. 11	13-24	L	Indianapolis Colts	Sports Authority Field at Mile High	76,867	40°	Manning	Luck
---------------	-------	---	--------------------	-------------------------------------	--------	-----	---------	------

### 2015

#### HEAD COACH: Gary Kubiak

#### PRESEASON (3-1)

Day/Date	Score	W/L	Opponent	Location	Attend.	Temp.	Den. QB	Opp. QB
Fri., Aug. 14*	22-20	W	Seattle Seahawks	CenturyLink Field	68,677	63°	Osweller	Wilson
Sat., Aug. 22*	14-10	W	Houston Texans	NRG Stadium	71,533	89°	Manning	Mallett
Sat., Aug. 29*	19-12	W	San Francisco 49ers	Sports Authority Field at Mile High	76,149	84°	Manning	Kaepernick
Thu., Sept. 3*	20-22	L	Arizona Cardinals	Sports Authority Field at Mile High	75,032	65°	Osweller	Sims
	75-64				291,391			

#### REGULAR SEASON (12-4 overall / 1st AFC West (4-2 Div.) / 6-2 home / 6-2 away)

Day/Date	Score	W/L	Opponent	Location	Attend.	Temp.	Den. QB	Opp. QB
Sun., Sept. 13	19-13	W	Baltimore Ravens	Sports Authority Field at Mile High	76,738	88°	Manning	Flacco
Thu., Sept. 17*	31-24	W	Kansas City Chiefs	Arrowhead Stadium	76,404	87°	Manning	Smith
Sun., Sept. 27*	24-12	W	Detroit Lions	Ford Field	62,920	Ind.	Manning	Stafford
Sun., Oct. 4	23-20	W	Minnesota Vikings	Sports Authority Field at Mile High	77,029	60°	Manning	Bridgewater
Sun., Oct. 11	16-10	W	Oakland Raiders	O.co Coliseum	54,500	72°	Manning	Carr
Sun., Oct. 18	26-23	W	Cleveland Browns (OT)	FirstEnergy Stadium	67,431	47°	Manning	McCown
Sun., Nov 1*	29-10	W	Green Bay Packers	Sports Authority Field at Mile High	77,075	61°	Manning	Rodgers
Sun., Nov. 8	24-27	L	Indianapolis Colts	Lucas Oil Stadium	66,894	54°	Manning	Luck
Sun., Nov. 15	13-29	L	Kansas City Chiefs	Sports Authority Field at Mile High	76,973	64°	Manning	Smith
Sun., Nov. 22	17-15	W	Chicago Bears	Soldier Field	62,483	29°	Osweller	Cutler
Sun., Nov. 29*	30-24	W	New England Patriots (OT)	Sports Authority Field at Mile High	76,970	23°	Osweller	Brady
Sun., Dec. 6	17-3	W	San Diego Chargers	Qualcomm Stadium	68,631	78°	Osweller	Rivers
Sun., Dec. 13	12-15	L	Oakland Raiders	Sports Authority Field at Mile High	76,824	45°	Osweller	Carr
Sun., Dec. 20	27-34	L	Pittsburgh Steelers	Heinz Field	67,234	41°	Osweller	Roethlisberger
Mon., Dec. 28*	20-17	W	Cincinnati Bengals (OT)	Sports Authority Field at Mile High	76,868	16°	Osweller	McCarron
Sun., Jan. 3	27-20	W	San Diego Chargers	Sports Authority Field at Mile High	76,844	50°	Osweller	Rivers
(Bye Oct. 25)	355-296				1,141,878			

#### 2015 AFC DIVISIONAL PLAYOFF GAME

Sun., Jan. 17	23-16	W	Pittsburgh Steelers	Sports Authority Field at Mile High	76,956	43°	Manning	Roethlisberger
---------------	-------	---	---------------------	-------------------------------------	--------	-----	---------	----------------

#### 2015 AFC CHAMPIONSHIP GAME

Sun., Jan. 24	20-18	W	New England Patriots	Sports Authority Field at Mile High	77,112	46°	Manning	Brady
---------------	-------	---	----------------------	-------------------------------------	--------	-----	---------	-------

#### SUPER BOWL 50

Sun., Feb. 7	24-10	W	Carolina Panthers	Levi's Stadium	71,088	76°	Manning	Newton
--------------	-------	---	-------------------	----------------	--------	-----	---------	--------





2010 (12/26) — @Denver 24, Houston 23  
2012 (9/23) — Houston 31, @Denver 25  
2013 (12/22) — Denver 37, @Houston 13  
**RS Pts. — DEN 130, HOU 111**

**INDIANAPOLIS COLTS**  
Reg. Season: (12-10-0 / .545)  
**Home (7-3) / Away (5-7)**  
Postseason: (0-3 / .000)  
**Home (0-1) / Away (0-2)**



1974 (11/10) — @Denver 17, @Baltimore 6  
1977 (11/27) — @Denver 27, Baltimore 13  
1978 (10/22) — @Baltimore 7, Denver 6  
1981 (9/20) — @Denver 28, Baltimore 10  
1983 (9/11) — Denver 17, @Baltimore 10  
1983 (12/11) — @Denver 21, Baltimore 19  
1985 (10/13) — @Denver 15, Indianapolis 10  
1986 (10/31) — @Indianapolis 55, Denver 23  
1989 (10/15) — @Denver 14, Indianapolis 3  
1990 (10/21) — Denver 27, @Indianapolis 17  
1993 (10/3) — @Denver 35, Indianapolis 13  
2001 (1/6) — @Indianapolis 29, Denver 10  
2002 (11/24) — Indianapolis 23, @Denver 20 (OT)  
2003 (12/21) — Denver 31, @Indianapolis 17  
**2003 (1/4) — @Indianapolis 41, Denver 10\***  
**2004 (1/2) — @Denver 33, Indianapolis 14**  
**2004 (1/9) — @Indianapolis 49, Denver 24\***  
2006 (10/29) — @Indianapolis 34, @Denver 31  
2007 (9/30) — @Indianapolis 38, Denver 20  
2009 (12/13) — @Indianapolis 28, Denver 16  
2010 (9/26) — Indianapolis 27, @Denver 13  
2013 (10/20) — @Indianapolis 39, Denver 33  
2014 (9/7) — @Denver 31, Indianapolis 24  
**2014 (1/11) — Indianapolis 24, @Denver 33\*\***  
2015 (11/8) — @Indianapolis 27, Denver 24  
**RS Pts. — DEN 492, IND 463**  
**PS Pts. — DEN 47, IND 114**

**\*\*AFC Wild Card Playoff Game**  
**\*\*AFC Divisional Playoff Game**  
Franchise in Baltimore before 1984

**JACKSONVILLE JAGUARS**  
Reg. Season: (4-5-0 / .444)  
**Home (3-2) / Away (1-3)**  
Postseason: (1-1 / .500)  
**Home (1-1) / Away (0-0)**



1995 (12/3) — @Denver 31, Jacksonville 23  
**1996 (1/4) — Jacksonville 30, @Denver 27\*\***  
**1997 (12/27) — @Denver 42, Jacksonville 17\***  
1998 (10/25) — @Denver 37, Jacksonville 24  
1999 (12/13) — @Jacksonville 27, Denver 24  
2004 (9/19) — @Jacksonville 7, Denver 6  
2005 (12/20) — Denver 20, @Jacksonville 7  
2007 (9/23) — Jacksonville 23, @Denver 14  
2008 (10/12) — Jacksonville 24, @Denver 17  
2010 (9/12) — @Jacksonville 24, Denver 17  
2013 (10/13) — @Denver 35, Jacksonville 19  
**RS Pts. — DEN 201, JAC 178**  
**PS Pts. — DEN 69, JAC 47**

**\*\*AFC Wild Card Playoff Game**  
**\*\*AFC Divisional Playoff Game**

**KANSAS CITY CHIEFS**  
Reg. Season: (54-57-0 / .486)  
**Home (35-21) / Away (19-36)**  
Postseason: (1-0 / 1.000)  
**Home (0-0) / Away (1-0)**



1960 (10/30) — Dallas 17, @Denver 14  
1960 (11/13) — @Dallas 34, Denver 7  
1961 (10/8) — Dallas 19, @Denver 12  
1961 (12/10) — @Dallas 49, Denver 21  
1962 (11/18) — Dallas 24, @Denver 3  
1962 (12/9) — @Dallas 17, Denver 10  
1963 (9/7) — Kansas City 59, @Denver 7  
1963 (12/8) — @Kansas City 52, Denver 21  
1964 (10/11) — @Denver 33, Kansas City 27  
1964 (11/1) — @Kansas City 49, Denver 39  
1965 (10/10) — Kansas City 31, @Denver 23  
1965 (12/19) — @Kansas City 45, Denver 35  
1966 (10/8) — @Kansas City 37, Denver 10  
1966 (10/23) — Kansas City 56, @Denver 10  
1967 (10/29) — @Kansas City 52, Denver 9  
1967 (12/17) — Kansas City 38, @Denver 24  
1968 (9/22) — @Kansas City 34, Denver 2  
1968 (12/14) — Kansas City 30, @Denver 7  
1969 (10/5) — Kansas City 26, @Denver 13  
1969 (11/27) — @Kansas City 31, Denver 17  
1970 (10/4) — @Denver 26, Kansas City 13  
1970 (12/6) — @Kansas City 16, Denver 3  
1971 (10/3) — Kansas City 16, @Denver 0  
1971 (11/21) — @Kansas City 28, Denver 10  
1972 (10/1) — Kansas City 45, @Denver 24  
1972 (12/3) — @Kansas City 24, Denver 21  
1973 (10/7) — @Kansas City 16, Denver 14  
1973 (11/25) — @Denver 14, Kansas City 10  
1974 (10/6) — Denver 17, @Kansas City 14  
1974 (11/18) — Kansas City 42, @Denver 34  
1975 (9/21) — @Denver 37, Kansas City 33  
1975 (10/26) — @Kansas City 26, Denver 13

1976 (10/24) — @Denver 35, @Kansas City 26  
1976 (12/5) — @Denver 17, Kansas City 16  
1977 (10/9) — @Denver 23, Kansas City 7  
1977 (11/20) — Denver 14, @Kansas City 7  
1978 (9/24) — Denver 23, @Kansas City 17 (OT)  
1978 (12/10) — @Denver 24, Kansas City 3  
1979 (10/14) — Denver 24, @Kansas City 10  
1979 (10/28) — @Denver 20, Kansas City 3  
1980 (10/19) — Kansas City 23, @Denver 17  
1980 (12/7) — @Kansas City 31, Denver 14  
1981 (10/18) — @Kansas City 28, Denver 14  
1981 (12/6) — @Denver 16, Kansas City 13  
1982 (12/19) — Kansas City 37, @Denver 16  
1983 (10/30) — @Denver 27, Kansas City 24  
1983 (12/18) — @Kansas City 48, Denver 17  
1984 (9/23) — @Denver 21, Kansas City 0  
1984 (12/2) — @Kansas City 16, Denver 13  
1985 (10/27) — Denver 30, @Kansas City 13  
1985 (11/14) — @Kansas City 14, Kansas City 10  
1986 (11/16) — @Denver 38, Kansas City 17  
1986 (12/7) — @Kansas City 37, Denver 10  
1987 (10/18) — Denver 26, @Kansas City 17  
1987 (12/19) — @Denver 20, Kansas City 17  
1988 (9/18) — @Kansas City 20, Denver 13  
1988 (11/6) — @Denver 17, Kansas City 11  
1989 (9/10) — @Denver 34, Kansas City 20  
1989 (11/12) — Denver 16, @Kansas City 13  
1990 (9/17) — @Denver 24, Kansas City 23  
1990 (12/9) — @Kansas City 31, Denver 20  
1991 (10/20) — @Denver 19, Kansas City 16  
1991 (11/17) — Denver 24, @Kansas City 20  
1992 (10/4) — @Denver 20, Kansas City 19  
1992 (12/27) — @Kansas City 42, Denver 20  
1993 (9/20) — @Kansas City 15, Denver 7  
1993 (12/12) — @Denver 27, Kansas City 21  
1994 (10/17) — Kansas City 31, @Denver 28  
1994 (12/4) — Denver 20, @Kansas City 17 (OT)  
1995 (10/22) — Kansas City 21, @Denver 7  
1995 (12/17) — @Kansas City 20, Denver 17  
1996 (9/22) — @Kansas City 17, Denver 14  
1996 (10/27) — @Denver 34, Kansas City 7  
1997 (8/31) — @Denver 19, Kansas City 3  
1997 (11/6) — @Kansas City 24, Denver 22  
**1997 (1/4) — Denver 14, @Kansas City 10\*\***  
1998 (11/16) — Denver 30, @Kansas City 7  
1998 (12/6) — @Denver 35, Kansas City 31  
1999 (9/19) — @Kansas City 26, Denver 10  
1999 (12/5) — Kansas City 16, @Denver 10  
2000 (9/24) — Kansas City 23, @Denver 22  
2000 (12/17) — @Kansas City 20, Denver 7  
2001 (10/7) — @Denver 20, Kansas City 6  
2001 (12/16) — Kansas City 26, Denver 23 (OT)  
2002 (10/20) — Denver 37, @Kansas City 34 (OT)  
2002 (12/15) — @Denver 31, Kansas City 24  
2003 (10/5) — @Kansas City 24, Denver 23  
2003 (12/7) — @Denver 45, Kansas City 27  
2004 (9/12) — @Denver 34, Kansas City 24  
2004 (12/19) — @Kansas City 45, Denver 17  
2005 (9/26) — @Denver 30, Kansas City 10  
2005 (12/4) — @Kansas City 31, Denver 27  
2006 (9/17) — @Denver 9, Kansas City 6 (OT)  
2006 (11/23) — @Kansas City 19, Denver 10  
2007 (11/11) — Denver 27, @Kansas City 11  
2007 (12/9) — @Denver 41, Kansas City 7  
2008 (9/28) — @Kansas City 33, Denver 19  
2008 (12/7) — @Denver 24, Kansas City 17  
2009 (12/6) — Denver 44, @Kansas City 13  
2009 (1/3) — Kansas City 44, @Denver 24  
2010 (11/14) — @Denver 49, Kansas City 29  
2010 (12/5) — @Kansas City 10, Denver 6  
2011 (11/13) — Denver 17, @Kansas City 10  
2011 (11/1) — Kansas City 7, @Denver 3  
2012 (11/25) — Denver 17, @Kansas City 9  
2012 (12/30) — @Denver 38, Kansas City 3  
2013 (11/17) — @Denver 27, Kansas City 17  
2013 (12/1) — Denver 35, @Kansas City 28  
2014 (9/14) — @Denver 24, Kansas City 17  
2014 (11/30) — Denver 29, @Kansas City 16  
2015 (9/17) — Denver 31, @Kansas City 24  
2015 (11/15) — Kansas City 29, @Denver 13  
**RS Pts. — DEN 2,933, KC 2,544**  
**PS Pts. — DEN 14, KC 10**

**\*\*AFC Divisional Playoff Game**

Franchise in Dallas before 1963 and known as the Texans

#### MIAMI DOLPHINS

Reg. Season: (5-11-1 / .313)  
**Home (4-4-1) / Away (1-7)**  
Postseason: (1-0 / 1.000)  
**Home (1-0) / Away (0-0) / S.B. (0-0)**



1966 (10/16) — @Miami 24, Denver 7  
1966 (12/4) — @Denver 17, Miami 7  
1967 (9/17) — @Miami 35, Denver 21  
1968 (10/27) — @Denver 21, Miami 14  
1969 (12/7) — @Miami 27, Denver 24  
1971 (9/19) — @Denver 10, Miami 10 (T)  
1975 (12/20) — @Miami 14, Denver 13  
1985 (9/29) — Miami 30, @Denver 26  
1998 (12/21) — @Miami 31, Denver 21

**1998 (1/9) — @Denver 38, Miami 3\*\***  
1999 (9/13) — Miami 38, @Denver 21  
2001 (12/2) — @Miami 21, Denver 10  
2002 (10/13) — Miami 24, @Denver 22  
2004 (12/12) — @Denver 20, Miami 17  
2005 (9/11) — @Miami 34, Denver 10  
2008 (11/2) — Miami 26, @Denver 17  
2011 (10/23) — Denver 18, @Miami 15 (OT)  
2014 (11/23) — @Denver 39, Miami 36  
**RS Pts. — DEN 317, MIA 403**  
**PS Pts. — DEN 38, MIA 3**  
**\*\*AFC Divisional Playoff Game**

**MINNESOTA VIKINGS**  
Reg. Season: (77-0 / .500)  
**Home (4-3) / Away (5-4)**



1972 (10/15) — Minnesota 23, @Denver 20  
1978 (9/11) — @Minnesota 12, Denver 9 (OT)  
1981 (11/2) — @Denver 19, Minnesota 17  
1984 (11/18) — @Denver 42, Minnesota 21  
1987 (10/26) — @Minnesota 34, Denver 27  
1990 (11/4) — @Minnesota 27, Denver 22  
1991 (9/29) — Denver 13, @Minnesota 6  
1993 (11/14) — Minnesota 26, @Denver 23  
1996 (11/24) — Denver 21, @Minnesota 17  
1999 (10/31) — Minnesota 23, @Denver 20  
2003 (10/19) — @Minnesota 28, Denver 20  
2007 (12/30) — @Denver 22, Minnesota 19 (OT)  
2011 (12/4) — Denver 35, @Minnesota 32  
2015 (10/4) — @Denver 23, Minnesota 20  
**RS Pts. — DEN 316, MIN 305**

**NEW ENGLAND PATRIOTS**  
Reg. Season: (26-20-0 / .565)  
**Home (17-9) / Away (9-11)**  
Postseason: (4-1 / .800)  
**Home (4-0) / Away (0-1)**



1960 (9/9) — Denver 13, @Boston 10  
1960 (10/23) — @Denver 31, Boston 24  
1961 (9/16) — @Boston 45, Denver 17  
1961 (12/3) — Boston 28, @Denver 24  
1962 (9/21) — @Boston 41, Denver 16  
1962 (11/11) — Boston 33, @Denver 29  
1963 (9/29) — @Denver 14, Boston 10  
1963 (10/18) — @Boston 40, Denver 21  
1964 (10/4) — Boston 39, @Denver 10  
1964 (11/20) — @Boston 12, Denver 7  
1965 (9/24) — Denver 27, @Boston 10  
1965 (12/12) — Boston 28, @Denver 20  
1966 (9/18) — Boston 24, @Denver 10  
1966 (11/6) — Denver 17, @Boston 10  
1967 (9/3) — @Denver 26, Boston 21  
1968 (9/28) — Boston 20, @Denver 17  
1968 (11/3) — Denver 35, @Boston 14  
1969 (9/14) — @Denver 35, Boston 7  
1972 (12/17) — @Denver 45, New England 21  
1976 (11/28) — @New England 38, Denver 14  
1979 (11/11) — @Denver 45, New England 10  
1979 (12/9) — @New England 23, Denver 14  
1984 (11/4) — @Denver 26, New England 19  
1986 (9/28) — @Denver 27, New England 20  
**1986 (1/4) — @Denver 22, New England 17\*\***  
1987 (12/6) — @Denver 31, New England 20  
1988 (12/17) — @Denver 21, New England 10  
1991 (10/27) — Denver 9, @New England 6  
1991 (12/1) — @Denver 20, New England 3  
1995 (10/8) — Denver 37, @New England 3  
1996 (11/17) — Denver 34, @New England 8  
1997 (10/6) — @Denver 34, New England 13  
1998 (9/7) — @Denver 27, New England 21  
1999 (10/24) — @New England 24, Denver 23  
2000 (10/7) — New England 28, @Denver 19  
2001 (10/28) — @Denver 31, New England 20  
2002 (10/27) — Denver 24, @New England 16  
2003 (11/3) — New England 30, @Denver 26  
2005 (10/16) — @Denver 28, New England 20  
**2005 (1/14) — @Denver 27, New England 13\*\***  
2006 (9/24) — Denver 17, @New England 7  
2008 (10/20) — @New England 41, Denver 7  
2009 (10/11) — @Denver 20, New England 17 (OT)  
2011 (12/18) — New England 41, @Denver 23  
**2011 (1/14) — @New England 45, Denver 10\*\***  
2012 (10/7) — @New England 31, Denver 21  
2013 (11/24) — @New England 34, Denver 31 (OT)  
**2013 (1/19) — @Denver 26, New England 16\*\***  
2014 (11/2) — @New England 43, Denver 21  
2015 (11/29) — @Denver 30, New England 24 (OT)  
**2015 (1/24) — @Denver 20, New England 18\*\***  
**RS Pts. — DEN 1,013, NE 1,007**  
**PS Pts. — DEN 105, NE 109**  
**\*\*AFC Divisional Playoff Game**  
**\*\*AFC Championship Game**  
Franchise in Boston before 1971



**NEW ORLEANS SAINTS**

Reg. Season: (8-2-0 / .800)

Home (5-1) / Away (3-1)

1970 (11/22) @Denver 31, @New Orleans 6  
1974 (10/13) @Denver 33, New Orleans 17  
1979 (11/4) @Denver 10, New Orleans 3  
1985 (9/15) @Denver 34, New Orleans 23  
1988 (11/20) @New Orleans 42, Denver 0  
1994 (12/24) New Orleans 30, @Denver 28  
2000 (12/3) @Denver 38, @New Orleans 23  
2004 (11/21) @Denver 34, @New Orleans 13  
2008 (9/21) @Denver 34, New Orleans 32  
2012 (10/28) @Denver 34, New Orleans 14  
**RS Pts.—DEN 276, NO 203**



**NEW YORK GIANTS**

Reg. Season: (6-5-0 / .545)

Home (4-1) / Away (2-4)

Postseason: (0-1 / .000)

Home (0-0) / Away (0-0) / S.B. (0-1)

1972 (11/5) @New York 29, Denver 17  
1976 (11/21) @Denver 14, New York 13  
1980 (10/26) @Denver 14, @New York 9  
1986 (11/23) @New York 19, Denver 16  
**1986 (1/25) New York 39, Denver 20#**  
1989 (12/10) New York 14, @Denver 7  
1992 (11/15) @Denver 27, New York 13  
1998 (12/13) @New York 20, Denver 16  
2001 (9/10) @Denver 31, New York 20  
2005 (10/23) @New York 24, Denver 23  
2009 (1/26) @Denver 26, New York 6  
2013 (9/5) @Denver 41, @New York 23  
**RS Pts.—DEN 232, NYG 190**  
**PS Pts.—DEN 20, NYG 39**



**#Super Bowl**

**NEW YORK JETS**

Reg. Season: (18-15-1 / .545)

Home (10-8) / Away (8-7-1)

Postseason: (1-0 / .1,000)

Home (1-0) / Away (0-0)

1960 (9/23) @New York 28, Denver 24  
1960 (12/4) @New York 30, @Denver 27  
1961 (9/24) @New York 35, Denver 28  
1961 (10/22) @Denver 27, New York 10  
1962 (9/30) @Denver 32, @New York 10  
1962 (11/22) @New York 46, @Denver 45  
1963 (10/26) @Denver 35, @New York 35 (T)  
1963 (11/17) @New York 14, @Denver 9  
1964 (9/12) @New York 30, Denver 6  
1964 (11/15) @Denver 20, New York 16  
1965 (10/3) @Denver 16, New York 13  
1965 (10/31) @New York 45, Denver 10  
1966 (9/25) @New York 16, @Denver 7  
1967 (9/24) @New York 38, @Denver 24  
1967 (12/3) @Denver 33, @New York 24  
1968 (10/13) @Denver 21, @New York 13  
1969 (9/21) @Denver 21, New York 19  
1973 (10/28) @Denver 40, @New York 28  
1976 (9/19) @Denver 46, New York 3  
1978 (11/5) @New York 31, @Denver 28  
1980 (11/16) @Denver 31, New York 24  
1986 (10/20) @New York 22, Denver 10  
1992 (11/8) @Denver 27, New York 16  
1993 (9/5) @Denver 26, @New York 20  
1994 (9/11) @New York 25, Denver 22 (OT)  
1996 (9/1) @Denver 31, New York 6  
**1998 (1/17) @Denver 23, New York 10\*\*\***  
1999 (10/3) @New York 21, @Denver 13  
2000 (11/5) @Denver 30, @New York 23  
2002 (12/8) @New York 19, Denver 13  
2005 (11/20) @Denver 27, New York 0  
2008 (11/30) @Denver 34, @New York 17  
2010 (10/17) @New York 24, @Denver 20  
2011 (11/17) @Denver 17, New York 13  
2014 (10/12) @Denver 31, @New York 17



**RS Pts.—DEN 831, NYJ 731**

**PS Pts.—DEN 23, NYJ 10**

**\*\*\*AFC Championship Game**

Franchise known as Titans before 1963

**OAKLAND RAIDERS**

Reg. Season: (49-60-2 / .450)

Home (24-29-2) / Away (25-31)

Postseason: (1-1 / .500)

Home (1-0) / Away (0-1)

1960 (10/2) @Denver 31, Oakland 14  
1960 (12/17) @Oakland 48, Denver 10  
1961 (10/1) @Oakland 33, Denver 19  
1961 (10/15) @Denver 27, Oakland 24  
1962 (10/5) @Denver 44, Oakland 7  
1962 (10/14) @Denver 23, @Oakland 6  
1963 (11/28) @Oakland 26, @Denver 10  
1963 (12/15) @Oakland 35, Denver 31  
1964 (10/25) @Oakland 40, Denver 7  
1964 (11/29) @Denver 20, Oakland 20 (T)  
1965 (11/21) @Oakland 28, @Denver 20  
1965 (12/5) @Oakland 24, Denver 13



1966 (11/20) @Oakland 17, @Denver 3  
1966 (12/11) @Oakland 28, Denver 10  
1967 (9/10) @Oakland 51, Denver 0  
1967 (11/5) @Oakland 21, @Denver 17  
1968 (11/10) @Oakland 43, @Denver 7  
1968 (12/8) @Oakland 33, Denver 27  
1969 (10/12) @Oakland 24, @Denver 14  
1969 (11/9) @Oakland 41, Denver 10  
1970 (10/11) @Oakland 35, Denver 23  
1970 (11/15) @Oakland 24, @Denver 19  
1971 (10/10) @Oakland 27, @Denver 16  
1971 (12/19) @Oakland 21, Denver 13  
1972 (10/22) @Denver 30, @Oakland 23  
1972 (11/19) @Oakland 37, @Denver 20  
1973 (10/22) @Oakland 23, Oakland 23 (T)  
1973 (12/16) @Oakland 21, Denver 17  
1974 (11/3) @Oakland 28, @Denver 17  
1974 (11/24) @Denver 20, @Oakland 17  
1975 (10/13) @Oakland 42, @Denver 17  
1975 (12/8) @Oakland 17, Denver 10  
1976 (10/17) @Oakland 17, @Denver 10  
1976 (10/31) @Oakland 19, Denver 6  
1977 (10/16) @Denver 30, @Oakland 7  
1977 (10/30) @Oakland 24, @Denver 14  
**1977 (1/1) @Denver 20, Oakland 17\*\*\***  
1978 (9/3) @Denver 14, Oakland 6  
1978 (12/3) @Denver 21, @Oakland 6  
1979 (9/30) @Oakland 27, Denver 3  
1979 (11/25) @Oakland 14, @Denver 10  
1980 (12/1) @Oakland 9, Denver 3  
1980 (12/14) @Oakland 24, @Denver 21  
1981 (9/6) @Denver 9, Oakland 9  
1981 (10/4) @Oakland 0, @Oakland 0  
1982 (12/26) @Los Angeles 27, Denver 10  
1983 (9/25) @Los Angeles 22, @Denver 7  
1983 (11/13) @Los Angeles 22, Denver 20  
1984 (9/30) @Denver 16, Los Angeles 13  
1984 (10/28) @Denver 22, @Los Angeles 19 (OT)  
1985 (11/24) @Los Angeles 31, Denver 28 (OT)  
1985 (12/8) @Los Angeles 17, @Denver 14 (OT)  
1986 (9/7) @Denver 38, Los Angeles 36  
1986 (11/2) @Denver 21, @Los Angeles 10  
1987 (10/12) @Denver 30, Los Angeles 14  
1987 (11/22) @Denver 23, @Los Angeles 17  
1988 (9/26) @Los Angeles 30, @Denver 27 (OT)  
1988 (12/4) @Los Angeles 21, Denver 20  
1989 (9/24) @Denver 31, Los Angeles 21  
1989 (12/3) @Los Angeles 16, Denver 13 (OT)  
1990 (9/9) @Los Angeles 14, Denver 9  
1990 (12/2) @Los Angeles 23, @Denver 20  
1991 (9/8) @Los Angeles 16, Denver 13  
1991 (11/10) @Los Angeles 17, @Denver 16  
1992 (9/6) @Denver 17, Los Angeles 13  
1992 (11/22) @Los Angeles 24, Denver 0  
1993 (10/18) @Los Angeles 33, @Denver 20  
1993 (1/2) @Los Angeles 33, Denver 30 (OT)  
**1993 (1/9) @Los Angeles 42, Denver 24\***  
1994 (9/18) @Los Angeles 48, @Denver 16  
1994 (12/11) @Los Angeles 23, Denver 13  
1995 (10/16) @Denver 27, Oakland 0  
1995 (12/24) @Denver 31, @Oakland 28  
1996 (11/4) @Denver 22, @Oakland 21  
1996 (12/15) @Denver 24, Oakland 19  
1997 (10/19) @Oakland 28, Denver 25  
1997 (11/24) @Denver 31, Oakland 3  
1998 (9/20) @Denver 34, @Oakland 17  
1998 (11/22) @Denver 40, Oakland 14  
1999 (10/10) @Denver 16, @Oakland 13  
1999 (11/22) @Denver 27, Oakland 21 (OT)  
2000 (9/17) @Denver 33, @Oakland 24  
2000 (11/13) @Denver 27, Oakland 24  
2001 (11/5) @Oakland 38, Denver 28  
2001 (12/30) @Denver 23, Oakland 17  
2002 (11/11) @Oakland 34, @Denver 10  
2002 (12/22) @Oakland 28, Denver 16  
2003 (9/22) @Denver 31, Oakland 10  
2003 (11/30) @Denver 22, @Oakland 8  
2004 (10/17) @Denver 31, @Oakland 3  
2004 (11/28) @Oakland 25, @Denver 24  
2005 (11/13) @Denver 31, @Oakland 17  
2005 (12/24) @Denver 22, Oakland 3  
2006 (10/15) @Denver 13, Oakland 3  
2006 (11/12) @Denver 17, @Oakland 13  
2007 (9/16) @Denver 23, Oakland 20 (OT)  
2007 (12/2) @Oakland 34, Denver 20  
2008 (9/8) @Denver 41, @Oakland 14  
2008 (11/23) @Oakland 31, @Denver 10  
2009 (9/27) @Denver 23, @Oakland 3  
2009 (12/20) @Oakland 20, @Denver 19  
2010 (10/24) @Oakland 50, @Denver 14  
2010 (12/19) @Oakland 39, Denver 23  
2011 (9/12) @Oakland 23, @Denver 20  
2011 (11/6) @Denver 38, @Oakland 24  
2012 (9/30) @Denver 37, Oakland 6  
2012 (12/6) @Denver 26, @Oakland 13  
2013 (9/23) @Denver 37, Oakland 21  
2013 (12/29) @Denver 34, @Oakland 14  
2014 (11/9) @Denver 41, @Oakland 17

2014 (12/28) @Denver 47, Oakland 14  
2015 (10/11) @Denver 16, @Oakland 10  
2015 (12/13) @Oakland 15, @Denver 12  
**RS Pts.—DEN 2,286, OAK 2,376**  
**PS Pts.—DEN 44, OAK 59**

**\*\*AFC Wild Card Playoff Game**

**\*\*\*AFC Championship Game**

Franchise in Los Angeles from 1982-94

**PHILADELPHIA EAGLES**

Reg. Season: (5-7-0 / .417)

Home (4-2) / Away (1-5)

1971 (10/31) @Philadelphia 17, Denver 16  
1975 (12/14) @Denver 25, Philadelphia 10  
1980 (9/7) @Philadelphia 27, Denver 6  
1983 (9/18) @Philadelphia 13, @Denver 10  
1986 (9/21) @Denver 33, @Philadelphia 7  
1989 (10/29) @Philadelphia 28, @Denver 24  
1992 (9/12) @Philadelphia 30, Denver 0  
1995 (11/21) @Philadelphia 31, Denver 13  
1998 (10/4) @Denver 41, Philadelphia 16  
2005 (10/30) @Denver 49, Philadelphia 21  
2009 (12/27) @Philadelphia 30, Denver 27  
2013 (9/29) @Denver 52, Philadelphia 20  
**RS Pts.—DEN 296, PHI 250**



**PITTSBURGH STEELERS**

Reg. Season: (14-8-1 / .630)

Home (8-3-1) / Away (6-5)

Postseason: (5-3 / .625)

Home (4-2) / Away (1-1)

1970 (9/27) @Denver 16, Pittsburgh 13  
1971 (11/28) @Denver 22, @Pittsburgh 10  
1973 (11/18) @Denver 23, @Pittsburgh 13  
1974 (9/22) @Denver 35, Pittsburgh 35 (T)  
1975 (10/12) @Pittsburgh 20, Denver 9  
1977 (11/16) @Denver 21, Pittsburgh 7  
**1977 (12/24) @Denver 34, Pittsburgh 21\*\***  
1978 (12/16) @Pittsburgh 31, @Denver 17  
**1978 (12/24) @Pittsburgh 33, Denver 10\*\***  
1979 (10/22) @Pittsburgh 42, Denver 7  
1983 (9/4) @Denver 14, @Pittsburgh 10  
**1984 (12/30) Pittsburgh 24, @Denver 17\*\***  
1985 (12/1) @Denver 31, @Pittsburgh 23  
1986 (9/15) @Denver 21, @Pittsburgh 10  
1988 (10/23) @Pittsburgh 39, Denver 21  
1989 (11/5) @Denver 34, Pittsburgh 7  
**1989 (1/7) @Denver 24, Pittsburgh 23\*\***  
1990 (10/14) @Pittsburgh 34, @Denver 17  
1991 (9/3) @Denver 20, Pittsburgh 13  
1993 (1/21) @Pittsburgh 37, Pittsburgh 13  
1997 (12/7) @Pittsburgh 35, Denver 24  
**1997 (1/11) @Denver 24, @Pittsburgh 21\*\*\***  
2003 (10/12) @Denver 17, Pittsburgh 14  
**2005 (1/22) Pittsburgh 34, @Denver 17\*\*\***  
2006 (11/5) @Denver 31, @Pittsburgh 20  
2007 (10/21) @Denver 31, @Pittsburgh 28  
2009 (11/9) @Pittsburgh 28, @Denver 10  
**2011 (1/8) @Denver 29, Pittsburgh 23 (OT)\***  
2012 (9/9) @Denver 31, Pittsburgh 19  
2015 (12/20) @Pittsburgh 34, Denver 27  
**2015 (1/17) @Denver 23, Pittsburgh 16\*\***  
**RS Pts.—DEN 516, PIT 488**  
**PS Pts.—DEN 155, PIT 119**  
**\*AFC Wild Card Playoff Game**  
**\*\*AFC Divisional Playoff Game**  
**\*\*\*AFC Championship Game**



**ST. LOUIS RAMS**

Reg. Season: (5-8-0 / .385)

Home (3) / Away (2-3)

1972 (11/12) @Denver 16, @Los Angeles 10  
1974 (9/15) @Los Angeles 17, @Denver 10  
1979 (6/9) @Los Angeles 13, @Denver 13  
1982 (12/12) @Denver 27, @Los Angeles 24  
1985 (9/8) @Los Angeles 20, Denver 16  
1988 (11/27) @Denver 35, Los Angeles 24  
1994 (11/6) @Los Angeles 27, Denver 21  
1997 (9/14) @Denver 35, St. Louis 14  
2000 (9/4) @St. Louis 41, Denver 36  
2002 (9/8) @Denver 23, St. Louis 16  
2006 (10/10) @St. Louis 18, Denver 10  
2010 (11/28) @St. Louis 36, @Denver 33  
2014 (11/16) @Denver 28, STL 262  
**RS Pts.—DEN 278, STL 262**  
Franchise in Los Angeles before 1995



**SAN DIEGO CHARGERS**

Reg. Season: (62-49-1 / .558)

Home (38-17-1) / Away (24-32)

Postseason: (1-0 / 1.000)

Home (1-0) / Away (0-0)

1960 (10/16) @Los Angeles 23, @Denver 19  
1960 (12/10) @Los Angeles 41, Denver 33  
1961 (10/29) @San Diego 37, Denver 0  
1961 (11/12) @San Diego 19, @Denver 16  
1962 (9/7) @Denver 30, San Diego 21  
1962 (11/4) @Denver 23, @San Diego 20



1963 (10/6) —@Denver 50, San Diego 34  
 1963 (12/22) —@San Diego 58, Denver 20  
 1964 (10/18) —@San Diego 42, Denver 14  
 1964 (11/8) —San Diego 31, @Denver 20  
 1965 (9/11) —@San Diego 34, Denver 31  
 1965 (11/7) —San Diego 35, @Denver 21  
 1966 (10/30) —@San Diego 24, Denver 17  
 1966 (11/27) —@Denver 20, San Diego 17  
 1967 (10/22) —San Diego 38, @Denver 21  
 1967 (11/23) —@San Diego 24, Denver 20  
 1968 (10/20) —@San Diego 55, Denver 24  
 1968 (12/1) —San Diego 47, @Denver 23  
 1969 (11/2) —@Denver 13, San Diego 0  
 1969 (11/23) —@San Diego 45, Denver 24  
 1970 (11/8) —@San Diego 24, Denver 21  
 1970 (12/13) —@Denver 17, San Diego 17 (T)  
 1971 (10/17) —@Denver 20, San Diego 16  
 1971 (12/12) —@San Diego 45, Denver 17  
 1972 (9/24) —@San Diego 37, Denver 14  
 1972 (12/10) —@Denver 38, San Diego 13  
 1973 (11/11) —@Denver 30, San Diego 19  
 1973 (12/9) —Denver 42, @San Diego 28  
 1974 (10/20) —@Denver 27, San Diego 7  
 1974 (12/15) —@San Diego 17, Denver 0  
 1975 (11/16) —Denver 27, @San Diego 17  
 1975 (11/30) —@Denver 13, San Diego 10 (OT)  
 1976 (10/3) —@Denver 26, San Diego 0  
 1976 (11/14) —Denver 17, @San Diego 0  
 1977 (11/13) —Denver 17, @San Diego 14  
 1977 (12/11) —@Denver 17, San Diego 9  
 1978 (9/17) —@Denver 27, San Diego 14  
 1978 (10/8) —@San Diego 23, Denver 0  
 1979 (10/7) —@Denver 7, San Diego 0  
 1979 (12/17) —@San Diego 17, Denver 7  
 1980 (9/21) —San Diego 30, @Denver 13  
 1980 (11/9) —Denver 20, @San Diego 13  
 1981 (9/27) —@Denver 42, San Diego 24  
 1981 (11/29) —@San Diego 34, Denver 17  
 1982 (9/12) —San Diego 23, @Denver 3  
 1982 (11/28) —@San Diego 30, Denver 20  
 1983 (10/23) —@Denver 14, San Diego 6  
 1983 (11/27) —@San Diego 31, Denver 7  
 1984 (11/11) —@Denver 16, @San Diego 13  
 1984 (12/9) —Denver 16, @San Diego 13  
 1985 (11/3) —@San Diego 30, Denver 10  
 1985 (11/17) —@Denver 30, San Diego 24 (OT)  
 1986 (10/12) —Denver 31, @San Diego 14  
 1986 (11/9) —@San Diego 9, @Denver 3  
 1987 (11/29) —Denver 31, @San Diego 17  
 1987 (12/27) —@Denver 24, San Diego 0  
 1988 (9/11) —@Denver 34, San Diego 3  
 1988 (10/2) —Denver 12, @San Diego 0  
 1989 (10/8) —@Denver 16, San Diego 10  
 1989 (12/24) —@San Diego 19, Denver 16  
 1990 (11/11) —@San Diego 19, Denver 7  
 1990 (12/16) —@Denver 20, San Diego 10  
 1991 (9/22) —@Denver 27, San Diego 19  
 1991 (12/22) —Denver 17, @San Diego 14  
 1992 (9/13) —@Denver 21, San Diego 13  
 1992 (10/25) —@San Diego 24, Denver 21  
 1993 (9/12) —@Denver 34, San Diego 17  
 1993 (12/5) —@San Diego 13, Denver 10  
 1994 (9/4) —San Diego 37, @Denver 34  
 1994 (10/23) —Denver 20, @San Diego 15  
 1995 (9/24) —@San Diego 17, Denver 6  
 1995 (11/19) —@Denver 30, San Diego 27  
 1996 (10/6) —@Denver 28, San Diego 17  
 1996 (12/22) —@San Diego 16, Denver 10  
 1997 (11/30) —Denver 38, @San Diego 28  
 1997 (12/21) —@Denver 38, San Diego 3  
 1998 (11/8) —@Denver 27, San Diego 10  
 1998 (11/29) —Denver 31, @San Diego 16  
 1999 (11/7) —Denver 33, @San Diego 17  
 1999 (1/2) —San Diego 12, @Denver 6  
 2000 (10/8) —Denver 21, @San Diego 7  
 2000 (11/19) —@Denver 38, San Diego 37  
 2001 (10/21) —@San Diego 27, Denver 10  
 2001 (11/11) —@Denver 26, San Diego 16  
 2002 (10/6) —@Denver 26, San Diego 9  
 2002 (12/1) —@San Diego 30, Denver 27 (OT)  
 2003 (9/14) —Denver 37, @San Diego 13  
 2003 (11/16) —@Denver 37, San Diego 8  
 2004 (9/26) —@Denver 23, San Diego 13  
 2004 (12/5) —@San Diego 20, Denver 17  
 2005 (9/18) —@Denver 20, San Diego 17  
 2005 (12/31) —Denver 23, @San Diego 7  
 2006 (11/19) —San Diego 35, @Denver 27  
 2006 (12/10) —@San Diego 48, Denver 20  
 2007 (10/7) —San Diego 41, @Denver 3  
 2007 (12/24) —@San Diego 23, Denver 3  
 2008 (9/14) —@Denver 39, San Diego 38  
 2008 (12/28) —@San Diego 52, Denver 21  
 2009 (10/19) —Denver 34, @San Diego 23  
 2009 (11/22) —San Diego 32, @Denver 3  
 2010 (11/22) —@San Diego 35, Denver 14  
 2010 (1/2) —San Diego 33, @Denver 28  
 2011 (10/9) —Denver 19, @Denver 24  
 2011 (11/27) —Denver 16, @San Diego 13 (OT)  
 2012 (10/15) —Denver 35, @San Diego 24

2012 (11/18) —@Denver 30, San Diego 23  
 2013 (11/10) —Denver 28, @San Diego 20  
 2013 (12/12) —San Diego 27, @Denver 20  
 2013 (11/2) —@Denver 24, San Diego 17\*\*  
 2014 (10/23) —@Denver 35, San Diego 21  
 2014 (12/14) —Denver 22, San Diego 10  
 2015 (12/6) —Denver 17, @San Diego 3  
 2015 (1/3) —@Denver 27, San Diego 20  
**RS Pts. —DEN 2,407, SD 2,413**  
**\*\*AFC Divisional Playoff Game**  
*Franchise in Los Angeles before 1961*

#### SAN FRANCISCO 49ERS

Reg. Season: (7-6-0 / .538)

Home (4-2) / Away (3-4)

Postseason: (0-1 / .000)

Home (0-0) / Away (0-0) / S.B. (0-1)

1970 (10/25) —@San Francisco 19, Denver 14  
 1973 (9/23) —San Francisco 36, @Denver 34  
 1973 (11/18) —Denver 38, @San Francisco 28  
 1982 (9/19) —@Denver 24, San Francisco 21  
 1985 (11/11) —@Denver 17, San Francisco 16  
 1988 (10/9) —Denver 16, @San Fran. 13 (OT)  
 1989 (1/28) —San Francisco 55, Denver 10#  
 1994 (12/17) —@San Francisco 42, Denver 19  
 1997 (12/15) —@San Francisco 34, Denver 17  
 2000 (12/23) —@Denver 38, San Francisco 9  
 2002 (9/15) —Denver 24, @San Francisco 14  
 2006 (12/31) —San Fran. 26, @Denver 23 (OT)  
 2010 (10/31) —San Fran. 24, Denver 16 (London)  
 2014 (10/19) —@Denver 24, San Francisco 17  
**RS Pts. —DEN 322, SF 299**  
**PS Pts. —DEN 10, SF 55**  
**#Super Bowl**

#### SEATTLE SEAHAWKS

Reg. Season: (34-19-0 / .642)

Home (21-5) / Away (13-14)

Postseason: (0-2 / .000)

Home (0-0) / Away (0-1) / S.B. (0-1)

1977 (10/2) —Denver 24, @Seattle 13  
 1978 (10/1) —@Seattle 28, Seattle 7  
 1978 (10/29) —Denver 20, @Seattle 17 (OT)  
 1979 (9/23) —@Denver 37, Seattle 34  
 1979 (12/8) —@Seattle 28, Denver 23  
 1980 (11/23) —@Denver 36, Seattle 20  
 1980 (12/21) —Denver 25, @Seattle 17  
 1981 (9/13) —@Seattle 13, Denver 10  
 1981 (12/13) —@Denver 23, Seattle 13  
 1982 (11/21) —Seattle 17, @Denver 10  
 1982 (1/2) —@Seattle 13, Denver 11  
 1983 (1/16) —@Seattle 27, Denver 19  
 1983 (1/20) —@Denver 38, Seattle 27  
 1984 (12/24) —@Seattle 24, Denver 7\*  
 1984 (11/25) —Seattle 27, @Denver 24  
 1984 (12/15) —Denver 31, @Seattle 14  
 1985 (10/20) —@Seattle 13, Seattle 10 (OT)  
 1985 (12/20) —Denver 27, @Seattle 24  
 1986 (10/26) —@Denver 20, Seattle 13  
 1986 (12/20) —@Seattle 41, Denver 16  
 1987 (9/13) —@Denver 40, Seattle 17  
 1987 (12/13) —@Seattle 28, Denver 21  
 1988 (9/4) —Seattle 21, @Denver 14  
 1988 (12/11) —@Seattle 42, Denver 14  
 1989 (10/22) —Denver 24, @Seattle 21 (OT)  
 1989 (11/26) —@Denver 41, Seattle 14  
 1990 (9/23) —@Denver 34, Seattle 31 (OT)  
 1990 (12/23) —Seattle 17, Denver 12  
 1991 (9/15) —@Denver 16, Seattle 10  
 1991 (11/24) —@Seattle 13, Denver 10  
 1992 (11/30) —@Seattle 16, Denver 13 (OT)  
 1992 (12/20) —@Denver 10, Seattle 6  
 1993 (10/31) —@Denver 28, Seattle 17  
 1993 (11/28) —Denver 17, @Seattle 9  
 1994 (10/9) —Denver 16, @Seattle 9  
 1994 (11/13) —@Denver 17, Seattle 10  
 1995 (9/1) —@Seattle 27, Denver 10  
 1995 (12/10) —Seattle 31, @Denver 27  
 1996 (9/8) —Denver 30, @Seattle 20  
 1996 (12/1) —@Denver 34, Seattle 7  
 1997 (9/7) —Denver 35, @Seattle 14  
 1997 (11/2) —@Denver 30, Seattle 27  
 1998 (10/11) —Denver 21, @Seattle 16  
 1998 (12/27) —@Denver 28, Seattle 21  
 1999 (11/14) —@Seattle 20, Denver 17  
 1999 (12/19) —@Denver 36, Seattle 30 (OT)  
 2000 (11/26) —Denver 38, @Seattle 31  
 2000 (12/10) —@Denver 31, Seattle 24  
 2001 (10/14) —@Seattle 34, Denver 21  
 2001 (12/9) —@Denver 21, Seattle 7  
 2002 (11/17) —Denver 31, @Seattle 9  
 2006 (12/3) —Seattle 23, @Denver 20  
 2010 (9/19) —@Denver 31, Seattle 14  
 2013 (2/2) —Seattle 43, Denver 6#  
 2014 (9/21) —@Seattle 26, Denver 20 (OT)  
**RS Pts. —DEN 1,242, SEA 1,037**  
**PS Pts. —DEN 7, SEA 31**  
**\*AFC Wild Card Playoff Game**  
**#Super Bowl**

#### TAMPA BAY BUCCANEERS

Reg. Season: (6-2-0 / .750)

Home (4-1) / Away (2-1)

1976 (11/7) —@Denver 48, Tampa Bay 13  
 1981 (11/15) —Denver 24, @Tampa Bay 17  
 1993 (12/26) —Tampa Bay 17, @Denver 10  
 1996 (9/15) —@Denver 27, Tampa Bay 23  
 1999 (9/26) —@Tampa Bay 13, Denver 10  
 2004 (10/3) —Denver 16, @Tampa Bay 13  
 2008 (10/5) —@Denver 16, Tampa Bay 13  
 2012 (12/2) —@Denver 31, Tampa Bay 23  
**RS Pts. —DEN 182, TB 122**

#### TENNESSEE TITANS

Reg. Season: (15-21-1 / .419)

Home (9-7-1) / Away (6-14)

Postseason: (2-1 / .667)

Home (2-0) / Away (0-1) / S.B. (0-0)

1960 (11/6) —Houston 45, @Denver 25  
 1960 (11/20) —@Houston 20, Denver 10  
 1961 (1/5) —Houston 55, @Denver 14  
 1961 (11/26) —@Houston 45, Denver 14  
 1962 (10/21) —@Denver 20, Houston 10  
 1962 (12/2) —@Houston 34, Denver 17  
 1963 (9/14) —@Houston 20, Denver 14  
 1963 (10/13) —Houston 33, @Denver 24  
 1964 (9/27) —Houston 38, @Denver 17  
 1964 (12/20) —Houston 34, Denver 15  
 1965 (10/17) —@Denver 28, Houston 17  
 1965 (11/14) —Denver 31, @Houston 21  
 1966 (9/3) —@Houston 45, Denver 7  
 1966 (10/2) —@Houston 40, Houston 38  
 1967 (10/1) —@Houston 10, Denver 6  
 1967 (11/12) —Houston 20, @Denver 18  
 1968 (11/17) —@Houston 38, Denver 17  
 1969 (10/26) —@Houston 24, Denver 21  
 1969 (11/16) —@Houston 20, Houston 20 (T)  
 1970 (11/29) —@Houston 31, Denver 21  
 1972 (9/17) —@Denver 30, Houston 17  
 1973 (10/14) —Denver 48, @Houston 20  
 1974 (12/8) —@Denver 37, Houston 14  
 1976 (10/10) —@Houston 17, Denver 3  
 1977 (12/4) —Denver 24, @Houston 14  
 1978 (12/3) —@Houston 43, Denver 7\*  
 1980 (11/2) —Houston 16, @Denver 16  
 1983 (10/9) —Denver 26, @Houston 14  
 1985 (10/6) —@Houston 31, Houston 20  
 1987 (10/4) —@Denver 40, @Denver 10  
 1987 (11/10) —@Denver 34, Houston 10\*\*  
 1991 (10/6) —@Houston 42, Denver 14  
 1991 (11/4) —@Denver 26, Houston 24\*\*  
 1992 (10/18) —@Denver 27, Houston 21  
 1995 (11/26) —@Houston 42, Denver 33  
 2004 (12/25) —Denver 37, @Tennessee 16  
 2007 (11/19) —@Denver 34, Tennessee 20  
 2010 (10/3) —Denver 26, @Tennessee 20  
 2011 (9/25) —@Tennessee 17, Denver 14  
 2013 (12/8) —@Denver 51, Tennessee 28  
**RS Pts. —DEN 840, TEN 980**  
**PS Pts. —DEN 67, TEN 47**  
**\*AFC Wild Card Playoff Game**  
**\*\*AFC Divisional Playoff Game**  
*Franchise in Houston before 1997 and known as the Oilers before 1999*

#### WASHINGTON REDSKINS

Reg. Season: (7-5-0 / .583)

Home (5-2) / Away (2-3)

Postseason: (0-1 / .000)

Home (0-0) / Away (0-0) / S.B. (0-1)

1970 (11/1) —Washington 19, @Denver 3  
 1974 (9/30) —@Washington 30, Denver 3  
 1980 (10/13) —@Denver 20, Washington 17  
 1986 (12/13) —@Denver 31, Washington 30  
 1987 (1/31) —Washington 42, Denver 10#  
 1989 (10/20) —Denver 14, @Washington 10  
 1992 (10/12) —@Washington 34, Denver 3  
 1995 (9/17) —@Denver 38, Washington 31  
 1998 (9/27) —Denver 39, @Washington 16  
 2001 (11/18) —Washington 17, @Denver 10  
 2005 (10/9) —@Denver 21, Washington 19  
 2009 (11/15) —@Washington 27, Denver 17  
 2013 (10/27) —@Denver 45, Washington 21  
**RS Pts. —DEN 243, WAS 271**  
**PS Pts. —DEN 10, WAS 42**  
**#Super Bowl**

**BRONCOS VS. THE NFL (REGULAR SEASON / POSTSEASON / PRESEASON)**

	REGULAR SEASON						POSTSEASON			PRESEASON			
Franchise	W	L	T	Pct.	PF	PA	W	L	Pct.	W	L	T	Pct.
Arizona Cardinals	8	1	1	.850	289	149	0	0	.000	16	8	0	.667
Atlanta Falcons	8	5	0	.615	362	312	1	0	1.000	4	2	0	.667
Baltimore Ravens	6	5	0	.545	238	245	0	2	.000	0	0	0	.000
Buffalo Bills	16	19	1	.457	795	855	0	1	.000	4	4	0	.500
Carolina Panthers	3	1	0	.750	100	61	1	0	1.000	2	1	0	.667
Chicago Bears	8	7	0	.533	250	291	0	0	.000	5	3	0	.625
Cincinnati Bengals	20	9	0	.679	626	554	0	0	.000	3	2	0	.600
Cleveland Browns	20	5	0	.800	614	364	3	0	1.000	1	1	0	.500
Dallas Cowboys	7	4	0	.636	294	258	0	1	.000	8	7	0	.533
Detroit Lions	7	5	0	.583	259	260	0	0	.000	2	3	0	.400
Green Bay Packers	6	6	1	.500	240	284	1	0	1.000	6	3	0	.667
Houston Texans	3	2	0	.600	130	111	0	0	.000	5	2	0	.714
Indianapolis Colts	12	10	0	.545	492	463	0	3	.000	7	6	0	.538
Jacksonville Jaguars	4	5	0	.444	201	178	1	1	.500	0	2	0	.000
Kansas City Chiefs	54	57	0	.486	2,293	2,544	1	0	1.000	1	7	0	.125
Miami Dolphins	5	11	1	.313	317	403	1	0	1.000	5	6	0	.455
Minnesota Vikings	7	7	0	.500	316	305	0	0	.000	5	3	0	.625
New England Patriots	26	20	0	.565	1,074	1,007	4	1	.800	5	3	0	.625
New Orleans Saints	8	2	0	.800	276	203	0	0	.000	2	3	0	.400
New York Giants	6	5	0	.545	232	190	0	1	.000	0	2	0	.000
New York Jets	18	15	1	.545	831	731	1	0	1.000	1	2	0	.333
Oakland Raiders	49	60	2	.450	2,286	2,376	1	1	.500	4	7	0	.364
Philadelphia Eagles	5	7	0	.417	296	250	0	0	.000	0	1	0	.000
Pittsburgh Steelers	14	8	1	.630	516	488	5	3	.625	1	0	0	1.000
St. Louis Rams	5	8	0	.385	278	282	0	0	.000	8	2	0	.800
San Diego Chargers	62	49	1	.558	2,407	2,413	1	0	1.000	2	5	0	.286
San Francisco 49ers	7	6	0	.538	322	299	0	1	.000	21	16	0	.568
Seattle Seahawks	34	19	0	.642	1,242	1,037	0	2	.000	10	3	0	.769
Tampa Bay Buccaneers	6	2	0	.750	182	122	0	0	.000	2	0	0	1.000
Tennessee Titans	15	21	1	.419	840	980	2	1	.667	5	5	0	.500
Washington Redskins	7	5	0	.583	243	271	0	1	.000	1	5	0	.167
TOTALS	456	386	10	.541	18,841	17,286	23	19	.548	135	118	0	.534

**BRONCOS VS. AFC WEST (REGULAR SEASON / SINCE AFL-NFL MERGER)**

Year	KC	OAK	SD	SEA	TB*	Home	Away	Overall
1970	1-1	0-2	0-1-1	—	—	1-1-1	0-3	1-4-1
1971	0-2	0-2	1-1	—	—	1-2	0-3	1-5
1972	0-2	1-1	1-1	—	—	1-2	1-2	2-4
1973	1-1	0-1-1	2-0	—	—	2-0-1	1-2	3-2-1
1974	1-1	1-1	1-1	—	—	1-2	2-1	3-3
1975	1-1	0-2	2-0	—	—	2-1	1-2	3-3
1976	2-0	0-2	2-0	—	1-0	3-1	2-1	5-2
1977	2-0	1-1	2-0	1-0	—	2-1	4-0	6-1
1978	2-0	2-0	1-1	2-0	—	4-0	3-1	7-1
1979	2-0	0-2	1-1	1-1	—	3-1	1-3	4-4
1980	0-2	0-2	1-1	2-0	—	1-3	2-2	3-5
1981	1-1	2-0	1-1	1-1	—	4-0	1-3	5-3
1982	0-1	0-1	0-2	0-2	—	0-3	0-3	0-6
1983	1-1	0-2	1-1	1-1	—	3-1	0-4	3-5
1984	1-1	2-0	2-0	1-1	—	3-1	3-1	6-2
1985	2-0	0-2	1-1	2-0	—	3-1	2-2	5-3
1986	1-1	2-0	1-1	1-1	—	3-1	2-2	5-3
1987	2-0	2-0	2-0	1-1	—	4-0	3-1	7-1
1988	1-1	0-2	2-0	0-2	—	2-2	1-3	3-5
1989	2-0	1-1	1-1	2-0	—	4-0	2-2	6-2
1990	1-1	0-2	1-1	1-1	—	3-1	0-4	3-5
1991	2-0	0-2	2-0	1-1	—	3-1	2-2	5-3
1992	1-1	1-1	1-1	1-1	—	4-0	0-4	4-4
1993	1-1	0-2	1-1	2-0	—	3-1	1-3	4-4
1994	1-1	0-2	1-1	2-0	—	1-3	3-1	4-4
1995	0-2	2-0	1-1	0-2	—	2-2	1-3	3-5
1996	1-1	2-0	1-1	2-0	—	4-0	2-2	6-2
1997	1-1	1-1	2-0	2-0	—	4-0	2-2	6-2
1998	2-0	2-0	2-0	2-0	—	4-0	4-0	8-0
1999	0-2	2-0	1-1	1-1	—	2-2	2-2	4-4
2000	0-2	2-0	2-0	2-0	—	3-1	3-1	6-2
2001	1-1	1-1	1-1	1-1	—	4-0	0-4	4-4
2002	2-0	0-2	1-1	—	—	2-1	1-2	3-3
2003	1-1	2-0	2-0	1-1	—	3-0	2-1	5-1
2004	1-1	1-1	1-1	—	—	2-1	1-2	3-3
2005	1-1	2-0	2-0	—	—	3-0	2-1	5-1
2006	1-1	2-0	0-2	—	—	2-1	1-2	3-3
2007	2-0	1-1	0-2	—	—	2-1	1-2	3-3
2008	1-1	1-1	1-1	—	—	2-1	1-2	3-3
2009	1-1	1-1	1-1	—	—	0-3	3-0	3-3
2010	1-1	0-2	0-2	—	—	1-2	0-3	1-5
2011	1-1	1-1	1-1	—	—	0-3	3-0	3-3
2012	2-0	2-0	2-0	—	—	3-0	3-0	6-0
2013	2-0	2-0	1-1	—	—	2-1	3-0	5-1
2014	2-0	2-0	2-0	—	—	3-0	3-0	6-0
2015	1-1	1-1	2-0	—	—	1-2	3-0	4-2
<b>TOTALS</b>	<b>53-38</b>	<b>45-45-1</b>	<b>57-34-1</b>	<b>32-17</b>	<b>1-0</b>	<b>110-50-2</b>	<b>78-84</b>	<b>188-134-2</b>

\*Tampa Bay was a member of the AFC Western Division during the franchise's first year of existence. In 1977, the Buccaneers moved to the NFC Central and the Seattle Seahawks moved from the NFC West to the AFC West. Seattle moved back to the NFC West in 2002.

## BRONCOS RECORD IN PRIMETIME / OVERTIME GAMES

### MONDAY NIGHT FOOTBALL

**Overall record: 30-37-1 / Home: 22-11-1 / Road: 8-26**  
(Home team in caps)

DENVER 20, Cincinnati 17, Dec. 28, 2015 (OT)  
CINCINNATI 37, Denver 28, Dec. 22, 2014  
DENVER 37, Oakland 21, Sept. 23, 2013  
Denver 35, SAN DIEGO 24, Oct. 15, 2012  
ATLANTA 27, Denver 21, Sept. 17, 2012  
Oakland 23, DENVER 20, Sept. 12, 2011  
SAN DIEGO 35, Denver 14, Nov. 22, 2010  
Pittsburgh 28, DENVER 10, Nov. 9, 2009  
Denver 34, SAN DIEGO 23, Oct. 19, 2009  
NEW ENGLAND 41, Denver 7, Oct. 20, 2008  
Denver 41, OAKLAND 14, Sept. 8, 2008  
SAN DIEGO 23, Denver 3, Dec. 24, 2007  
DENVER 34, Tennessee 20, Nov. 19, 2007  
Green Bay 19, DENVER 13, Oct. 29, 2007 (OT)  
DENVER 13, Baltimore 3, Oct. 9, 2006  
DENVER 30, Kansas City 10, Sept. 26, 2005  
CINCINNATI 23, Denver 10, Oct. 25, 2004  
New England 30, DENVER 26, Nov. 2, 2003  
DENVER 31, Oakland 10, Sept. 22, 2003  
Oakland 34, DENVER 10, Nov. 11, 2002  
BALTIMORE 34, Denver 23, Sept. 30, 2002  
OAKLAND 38, Denver 28, Nov. 5, 2001  
DENVER 31, New York Giants 20, Sept. 10, 2001  
DENVER 27, Oakland 24, Nov. 13, 2000  
ST. LOUIS 41, Denver 36, Sept. 4, 2000  
JACKSONVILLE 27, Denver 24, Dec. 13, 1999  
DENVER 27, Oakland 21, Nov. 22, 1999  
Miami 38, DENVER 21, Sept. 13, 1999  
MIAMI 31, Denver 21, Dec. 21, 1998  
Denver 30, KANSAS CITY 7, Nov. 16, 1998  
DENVER 27, New England 21, Sept. 7, 1998  
SAN FRANCISCO 34, Denver 17, Dec. 15, 1997  
DENVER 31, Oakland 3, Nov. 24, 1997  
DENVER 34, New England 13, Oct. 6, 1997  
Denver 22, OAKLAND 21, Nov. 4, 1996  
DENVER 27, Oakland 0, Oct. 16, 1995  
Kansas City 31, DENVER 28, Oct. 17, 1994  
BUFFALO 27, Denver 20, Sept. 26, 1994  
L.A. Raiders 23, DENVER 20, Sept. 18, 1993  
KANSAS CITY 15, Denver 7, Sept. 20, 1993  
SEATTLE 16, Denver 13 (OT), Nov. 30, 1992  
WASHINGTON 34, Denver 3, Oct. 12, 1992  
Cleveland 30, DENVER 29, Oct. 8, 1990  
DENVER 24, Kansas City 23, Sept. 17, 1990  
Denver 14, WASHINGTON 10, Nov. 20, 1989  
Denver 28, BUFFALO 14, Sept. 18, 1989  
INDIANAPOLIS 55, Denver 23, Oct. 31, 1988  
L.A. Raiders 30, DENVER 27, Sept. 26, 1988 (OT)  
DENVER 31, Chicago 29, Nov. 16, 1987  
MINNESOTA 34, Denver 27, Oct. 27, 1987  
DENVER 30, L.A. Raiders 14, Oct. 12, 1987  
NEW YORK JETS 22, Denver 10, Oct. 20, 1986  
Denver 21, PITTSBURGH 10, Sept. 15, 1986  
DENVER 17, San Francisco 16, Nov. 11, 1985  
DENVER 17, Green Bay 14, Oct. 15, 1984  
DENVER 19, Minnesota 17, Nov. 2, 1981  
OAKLAND 9, Denver 3, Dec. 1, 1980  
DENVER 20, Washington 17, Oct. 13, 1980  
NEW ENGLAND 23, Denver 14, Sept. 29, 1980  
SAN DIEGO 17, Denver 7, Dec. 17, 1979  
PITTSBURGH 42, Denver 7, Oct. 22, 1979  
DENVER 16, Chicago 7, Oct. 16, 1978  
MINNESOTA 12, Denver 9 (OT), Sept. 11, 1978  
OAKLAND 17, Denver 10, Dec. 8, 1975  
DENVER 23, Green Bay 13, Sept. 29, 1975  
Kansas City 42, DENVER 34, Nov. 18, 1974  
WASHINGTON 30, Denver 3, Sept. 30, 1974  
DENVER 23, Oakland 23, Oct. 22, 1973 (T)

### MONDAY NIGHT REGULARS

The Broncos have appeared on *Monday Night Football* at least once in each of the last 24 seasons and are set to play one Monday night game in 2016.



Including its scheduled game in 2016, Denver's 25-year streak of making at least one appearance on *Monday Night Football* is the longest active streak in the NFL and is the second longest of its kind all-time since the first *Monday Night Football* game was played in 1970.

### SUNDAY NIGHT GAMES

**Overall record: 26-15-0 / Home: 16-6 / Road 10-9**  
(Home team in caps)

DENVER 30, New England 24, Nov. 29, 2015 (OT)  
DENVER 29, Green Bay 10, Nov. 1, 2015  
Denver 24, DETROIT 12, Sept. 27, 2014  
Denver 29, KANSAS CITY 16, Nov. 30, 2014  
DENVER 42, San Francisco 17, Oct. 19, 2014  
DENVER 31, Indianapolis 24, Sept. 7, 2014  
NEW ENGLAND 34, Denver 31, Nov. 24, 2013 (OT)  
DENVER 27, Kansas City 17, Nov. 17, 2013  
INDIANAPOLIS 39, Denver 33, Oct. 20, 2013  
DENVER 31, Pittsburgh 19, Sept. 9, 2012  
DENVER 34, New Orleans 14, Oct. 28, 2012  
SAN DIEGO 52, Denver 21, Dec. 28, 2008  
DENVER 31, Pittsburgh 28, Oct. 21, 2007  
Seattle 23, DENVER 20, Dec. 3, 2006  
San Diego 35, DENVER 27, Nov. 19, 2006  
DENVER 13, Oakland 3, Oct. 15, 2006  
Denver 17, NEW ENGLAND 7, Sept. 24, 2006  
Oakland 25, DENVER 24, Nov. 28, 2004  
DENVER 34, Kansas City 12, Oct. 12, 2004  
Denver 31, INDIANAPOLIS 17, Dec. 21, 2003  
Indianapolis 23, DENVER 20, Nov. 24, 2002 (OT)  
Miami 24, DENVER 22, Oct. 13, 2002  
DENVER 20, Seattle 7, Dec. 9, 2001  
Denver 38, ARIZONA 17, Sept. 23, 2001  
SEATTLE 20, Denver 17, Nov. 14, 1999  
Denver 31, SAN DIEGO 16, Nov. 29, 1998  
Denver 38, SAN DIEGO 28, Nov. 30, 1997  
SAN DIEGO 16, Denver 10, Dec. 22, 1996  
DENVER 27, Tampa Bay 23, Sept. 15, 1996  
PHILADELPHIA 31, Denver 13, Nov. 12, 1995  
Denver 37, NEW ENGLAND 3, Oct. 8, 1995  
DENVER 22, Buffalo 7, Sept. 3, 1995  
San Diego 37, DENVER 34, Sept. 4, 1994  
GREEN BAY 30, Denver 27, Oct. 10, 1993  
DENVER 27, N.Y. Giants 13, Nov. 15, 1992  
DENVER 17, L.A. Raiders 13, Sept. 6, 1992  
Denver 20, Pittsburgh 13, Nov. 3, 1991  
Denver 13, MINNESOTA 6, Sept. 29, 1991  
SEATTLE 17, Denver 12, Dec. 23, 1990  
MINNESOTA 27, Denver 22, Nov. 4, 1990  
SEATTLE 42, Denver 14, Dec. 11, 1988  
SEATTLE 28, Denver 21, Dec. 13, 1987  
Denver 24, CLEVELAND 14, Sept. 16, 1984  
DENVER 21, Oakland 6, Dec. 3, 1978



### OVERTIME GAMES

**Overall record: 30-18-2 / Home: 16-7-1 / Road: 14-11-1**  
(Home team in caps)

DENVER 20, Cincinnati 17, Dec. 28, 2015  
DENVER 30, New England 24, Nov. 29, 2015  
Denver 26, CLEVELAND 23, Oct. 18, 2015  
SEATTLE 26, DENVER 20, Sept. 21, 2014  
NEW ENGLAND 34, Denver 31, Nov. 24, 2013  
Baltimore 38, DENVER 35, Jan. 12, 2013 (AFC Divisional Playoff Game)  
DENVER 29, Pittsburgh 23, Jan. 8, 2012 (AFC Wild Card Game)  
DENVER 13, Chicago 10, Dec. 11, 2011  
Denver 16, SAN DIEGO 13, Nov. 27, 2011  
Denver 18, MIAMI 15, Oct. 23, 2011  
DENVER 20, New England 17, Oct. 11, 2009  
DENVER 22, Minnesota 19, Dec. 30, 2007  
CHICAGO 37, Denver 34, Nov. 25, 2007  
Green Bay 19, DENVER 13, Oct. 29, 2007  
DENVER 23, Oakland 20, Sept. 16, 2007  
San Francisco 26, DENVER 23, Dec. 31, 2006  
DENVER 9, Kansas City 6, Sept. 17, 2006  
Denver 24, DALLAS 21, Nov. 24, 2005  
DENVER 23, Cleveland 20, Dec. 14, 2003  
SAN DIEGO 30, Denver 27, Dec. 1, 2002  
Indianapolis 23, DENVER 20, Nov. 24, 2002  
Denver 37, KANSAS CITY 34, Oct. 20, 2002  
KANSAS CITY 26, Denver 23, Dec. 16, 2001  
DENVER 39, Seattle 30, Dec. 19, 1999  
DENVER 27, Oakland 21, Nov. 22, 1999  
Denver 23, BUFFALO 20, Oct. 26, 1997  
Denver 20, KANSAS CITY 17, Dec. 4, 1994  
N.Y. JETS 25, Denver 22, Sept. 11, 1994  
LOS ANGELES RAIDERS 33, Denver 20, Jan. 2, 1994  
SEATTLE 16, Denver 13, Nov. 30, 1993  
Chicago 16, DENVER 13, Nov. 18, 1990  
DENVER 34, Seattle 31, Sept. 23, 1990  
LOS ANGELES RAIDERS 16, Denver 13, Dec. 3, 1989  
Denver 24, SEATTLE 21, Oct. 22, 1989  
Denver 16, SAN FRANCISCO 13, Oct. 3, 1988  
L.A. Raiders 30, DENVER 27, Sept. 26, 1988  
Denver 17, GREEN BAY (Milw.) 17, Sept. 20, 1987 (T)  
Denver 23, CLEVELAND 20, Jan. 11, 1987 (AFC Championship Game)  
Los Angeles Raiders 17, DENVER 14, Dec. 8, 1985  
LOS ANGELES RAIDERS 31, Denver 20, Nov. 24, 1985  
DENVER 30, San Diego 24, Nov. 17, 1985  
DENVER 13, Seattle 10, Oct. 20, 1985  
Denver 22, LOS ANGELES RAIDERS 19, Oct. 28, 1984  
DENVER 23, Cleveland 20, Nov. 8, 1983  
Denver 20, ATLANTA 17, Sept. 18, 1979  
Denver 20, SEATTLE 17, Oct. 29, 1978  
Denver 23, KANSAS CITY 17, Sept. 24, 1978  
MINNESOTA 12, Denver 9, Sept. 11, 1978  
DENVER 13, San Diego 10, Nov. 30, 1975  
DENVER 35, Pittsburgh 35, Sept. 22, 1974 (T)



## BRONCOS RECORD ON HOLIDAYS / AFTER BYE WEEKS

### THANKSGIVING GAMES

**Overall record: 4-7-0 / Home: 1-2 / Road: 3-5**  
(Home team in caps)

DENVER 26, N.Y. Giants 6, Nov. 26, 2009  
KANSAS CITY 19, Denver 10, Nov. 23, 2006  
Denver 24, DALLAS 21, Nov. 24, 2005 (OT)  
Denver 26, DALLAS 24, Nov. 22, 2001  
DETROIT 40, Denver 27, Nov. 22, 1990  
DETROIT 17, Denver 14, Nov. 23, 1978  
Denver 31, DETROIT 27, Nov. 28, 1974  
KANSAS CITY 31, Denver 17, Nov. 27, 1969  
SAN DIEGO 24, Denver 20, Nov. 23, 1967  
Oakland 26, DENVER 10, Nov. 28, 1963  
New York Titans 46, DENVER 45, Nov. 22, 1962

### CHRISTMAS GAMES

**Overall record: 2-0-0 / Home: 0-0 / Road: 2-0**  
(Home team in caps)

Denver 37, TENNESSEE 16, Sat., Dec. 25, 2004  
Denver 17, DETROIT 7, Sat., Dec. 25, 1999

### AFTER THE BYE WEEK

**Overall record: 21-6-0 / Home: 15-3 / Road: 6-3**  
(Home team in caps)

DENVER 29, Green Bay 10, Nov. 1, 2015  
DENVER 41, Arizona 20, Oct. 5, 2014  
Denver 28, SAN DIEGO 20, Nov. 10, 2013  
DENVER 34, New Orleans 14, Oct. 28, 2012  
Denver 18, MIAMI 15 (OT), Oct. 23, 2011  
DENVER 49, Kansas City 29, Nov. 14, 2010  
BALTIMORE 30, Denver 7, Nov. 1, 2009  
Miami 26, DENVER 17, Nov. 2, 2008  
DENVER 31, Pittsburgh 28, Oct. 21, 2007  
DENVER 13, Baltimore 3, Oct. 9, 2006  
Denver 31, OAKLAND 17, Nov. 13, 2005  
Denver 34, NEW ORLEANS 13, Nov. 21, 2004  
DENVER 37, San Diego 8, Nov. 16, 2003  
Oakland 34, DENVER 10, Nov. 11, 2002  
DENVER 23, Oakland 17, Dec. 30, 2001  
Denver 30, NEW YORK JETS 23, Nov. 5, 2000  
Kansas City 16, DENVER 10, Dec. 5, 1999  
DENVER 37, Jacksonville 24, Oct. 25, 1998  
OAKLAND 28, Denver 25, Oct. 19, 1997  
DENVER 45, Baltimore 34, Oct. 20, 1996  
DENVER 38, Arizona 6, Nov. 5, 1995  
Denver 16, SEATTLE 9, Oct. 9, 1994  
DENVER 28, Seattle 17, Oct. 31, 1993  
DENVER 35, Indianapolis 13, Oct. 3, 1993  
DENVER 27, New York Jets 16, Nov. 8, 1992  
DENVER 19, Kansas City 16, Oct. 20, 1991  
MINNESOTA 27, Denver 22, Nov. 4, 1990

*Note: The bye week was introduced by the NFL in 1990. In 1993, the league adjusted the schedule to include two bye weeks per team, but the schedule changed back to one bye per club in 1994.*

## BRONCOS MISCELLANEOUS WON-LOST STATISTICS

### MOST SUCCESSFUL SEASONS (BY CATEGORY)

#### BEST WINNING PERCENTAGE

1998 — .875 (14-2)  
1977 — .857 (12-2)  
2013 — .813 (13-3)  
2012 — .813 (13-3)  
2005 — .813 (13-3)  
1996 — .813 (13-3)  
1984 — .813 (13-3)  
2015 — .750 (12-4)  
2014 — .750 (12-4)  
1997 — .750 (12-4)  
1991 — .750 (12-4)  
1987 — .700 (10-4-1)  
2000 — .688 (11-5)  
1989 — .688 (11-5)  
1986 — .688 (11-5)  
1985 — .688 (11-5)

#### MOST REGULAR SEASON WINS

1998 — 14 wins (2 losses)  
2013 — 13 wins (3 losses)  
2012 — 13 wins (3 losses)  
2005 — 13 wins (3 losses)  
1996 — 13 wins (3 losses)  
1984 — 13 wins (3 losses)  
2015 — 12 wins (4 losses)  
2014 — 12 wins (4 losses)  
1997 — 12 wins (4 losses)  
1991 — 12 wins (4 losses)  
1977 — 12 wins (2 losses)  
2000 — 11 wins (5 losses)  
1989 — 11 wins (5 losses)  
1986 — 11 wins (5 losses)  
1985 — 11 wins (5 losses)

### MILESTONE GAMES IN BRONCOS HISTORY (REGULAR SEASON ONLY)

#### 1ST GAME

September 9, 1960, at Boston Patriots (W) 13-10

#### 50TH GAME

November 3, 1963, vs. Buffalo Bills (L) 28-30

#### 100TH GAME

September 10, 1967, at Oakland Raiders (L) 51-0

#### 200TH GAME

October 6, 1974, at Kansas City Chiefs (W) 17-14

#### 300TH GAME

December 21, 1980, at Seattle Seahawks (W) 25-17

#### 400TH GAME

November 29, 1987, at San Diego Chargers (W) 31-17

#### 500TH GAME

January 2, 1994, at Los Angeles Raiders (L) 33-30 OT

#### 600TH GAME

September 24, 2000, vs. Kansas City Chiefs (L) 23-22

#### 700TH GAME

November 5, 2006, at Pittsburgh Steelers (W) 31-20

#### 800TH GAME

December 2, 2012, vs. Tampa Bay Buccaneers (W) 31-23

## BRONCOS ALL-TIME RECORD BY THE DAY

REGULAR SEASON				POSTSEASON			
	Home	Road	Total	Home	Road	Neutral	Total
Thu.	4-4-0 (.500)	6-6-0 (.500)	10-10-0 (.500)	—	—	—	—
Fri.	2-0-0 (1.000)	3-4-0 (.429)	5-4-0 (.556)	—	—	—	—
Sat.	6-4-0 (.600)	8-15-1 (.354)	14-19-1 (.426)	7-2 (.778)	0-3 (.000)	—	7-5 (.583)
Sun.	239-128-6 (.649)	158-188-2 (.457)	397-316-8 (.556)	10-3 (.769)	3-6 (.333)	3-5 (.375)	16-14 (.533)
Mon.	22-11-1 (.662)	8-26-0 (.235)	30-37-1 (.449)	—	—	—	—
<b>TOTAL</b>	<b>273-147-7 (.648)</b>	<b>183-239-3 (.434)</b>	<b>456-386-10 (.541)</b>	<b>17-5 (.773)</b>	<b>3-9 (.250)</b>	<b>3-5 (.375)</b>	<b>23-19 (.548)</b>

## BRONCOS ALL-TIME RECORD BY THE MONTH

REGULAR SEASON				POSTSEASON			
	Home	Road	Total	Home	Road	Neutral	Total
Aug.	1-0-0 (1.000)	0-0-0 (.000)	1-0-0 (1.000)	—	—	—	—
Sept.	74-27-2 (.728)	38-49-1 (.438)	112-76-3 (.594)	—	—	—	—
Oct.	75-40-1 (.651)	51-57-1 (.472)	126-97-2 (.564)	—	—	—	—
Nov.	63-48-3 (.566)	61-52-1 (.539)	124-100-4 (.553)	—	—	—	—
Dec.	58-28-1 (.672)	33-78-0 (.297)	91-106-1 (.462)	2-1 (.667)	0-4 (.000)	—	2-5 (.286)
Jan.	2-4-0 (.333)	0-3-0 (.000)	2-7-0 (.222)	15-4 (.789)	3-5 (.375)	2-4 (.333)	20-13 (.606)
Feb.	—	—	—	—	—	1-1 (.500)	1-1 (.500)
<b>TOTAL</b>	<b>273-147-7 (.648)</b>	<b>183-239-3 (.434)</b>	<b>456-386-10 (.541)</b>	<b>17-5 (.773)</b>	<b>3-9 (.250)</b>	<b>3-5 (.375)</b>	<b>23-19 (.548)</b>

## BRONCOS ALL-TIME RECORD BY THE DECADE

REGULAR SEASON				POSTSEASON			
	Home	Road	Total	Home	Road	Neutral	Total
<b>1960s</b>	24-43-3 (.364)	15-54-1 (.221)	39-97-4 (.293)	—	—	—	—
<b>1970s</b>	43-25-4 (.625)	32-39-1 (.451)	75-64-5 (.538)	2-0 (1.000)	0-2 (.000)	0-1 (.000)	2-3 (.400)
<b>1980s</b>	58-19-0 (.753)	35-39-1 (.473)	93-58-1 (.615)	5-1 (.833)	1-1 (.500)	0-3 (.000)	6-5 (.545)
<b>1990s</b>	60-20-0 (.750)	34-46-0 (.425)	94-66-0 (.588)	4-1 (.800)	2-2 (.500)	2-0 (1.000)	8-3 (.727)
<b>2000s</b>	54-26-0 (.675)	39-41-0 (.488)	93-67-0 (.581)	1-1 (.500)	0-3 (.000)	0-0 (.000)	1-4 (.200)
<b>2010s</b>	34-14-0 (.708)	28-20-0 (.583)	62-34-0 (.646)	5-2 (.714)	0-1 (.000)	1-1 (.500)	6-4 (.600)
<b>TOTAL</b>	<b>273-147-7 (.648)</b>	<b>183-239-3 (.434)</b>	<b>456-386-10 (.541)</b>	<b>17-5 (.773)</b>	<b>3-9 (.250)</b>	<b>3-5 (.375)</b>	<b>23-19 (.548)</b>

## BRONCOS ALL-TIME SEASON OPENERS

Overall record: 36-19-1 / Home: 27-7-1 / Road: 9-12

Year (Date)	W/L	Result	Year (Date)	W/L	Result
1960 (9/9)	W	Denver 13, @Boston 10	1988 (9/4)	L	Seattle 21, @Denver 14
1961 (9/10)	W	Denver 22, @Buffalo 10	1989 (9/10)	W	@Denver 34, Kansas City 20
1962 (9/7)	W	@Denver 30, San Diego 21	1990 (9/9)	L	@L.A. Raiders, 14, Denver 9
1963 (9/7)	L	Kansas City 59, @Denver 7	1991 (9/1)	W	@Denver 45, Cincinnati 14
1964 (9/12)	L	@N.Y. Jets 30, Denver 6	1992 (9/6)	W	@Denver 17, L.A. Raiders 13
1965 (9/11)	L	@San Diego 34, Denver 31	1993 (9/5)	W	Denver 26, @N.Y. Jets 20
1966 (9/3)	L	@Houston 45, Denver 7	1994 (9/4)	L	San Diego 37, @Denver 34
1967 (9/3)	W	@Denver 26, Boston 21	1995 (9/3)	W	@Denver 22, Buffalo 7
1968 (9/15)	L	@Cincinnati 24, Denver 10	1996 (9/1)	W	@Denver 31, N.Y. Jets 6
1969 (9/14)	W	@Denver 35, Boston 7	1997 (8/31)	W	@Denver 19, Kansas City 3
1970 (9/20)	W	Denver 25, @Buffalo 10	1998 (9/7)	W	@Denver 27, New England 21
1971 (9/19)	T	@Denver 10, Miami 10	1999 (9/13)	L	Miami 38, @Denver 21
1972 (9/17)	W	@Denver 30, Houston 17	2000 (9/4)	L	@St. Louis 41, Denver 36
1973 (9/16)	W	@Denver 28, Cincinnati 10	2001 (9/10)	W	@Denver 31, NYG 20
1974 (9/15)	L	L.A. Rams 17, @Denver 10	2002 (9/8)	W	@Denver 23, St. Louis 16
1975 (9/21)	W	@Denver 37, Kansas City 33	2003 (9/7)	W	Denver 30, @Cincinnati 10
1976 (9/12)	L	@Cincinnati 17, Denver 7	2004 (9/12)	W	@Denver 34, Kansas City 24
1977 (9/18)	W	@Denver 7, St. Louis 0	2005 (9/11)	L	@Miami 34, Denver 10
1978 (9/3)	W	@Denver 14, Oakland 6	2006 (9/10)	L	@St. Louis 18, Denver 10
1979 (9/2)	W	@Denver 10, Cincinnati 0	2007 (9/9)	W	Denver 15, @Buffalo 14
1980 (9/7)	L	@Philadelphia 27, Denver 6	2008 (9/8)	W	Denver 41, @Oakland 14
1981 (9/6)	W	@Denver 9, Oakland 7	2009 (9/13)	W	Denver 12, @Cincinnati 7
1982 (9/12)	L	San Diego 23, @Denver 3	2010 (9/12)	L	@Jacksonville 24, Denver 17
1983 (9/4)	W	Denver 14, @Pittsburgh 10	2011 (9/12)	L	Oakland 23, @Denver 20
1984 (9/2)	W	@Denver 20, Cincinnati 17	2012 (9/9)	W	@Denver 31, Pittsburgh 19
1985 (9/8)	L	@L.A. Rams 20, Denver 16	2013 (9/5)	W	@Denver 49, Baltimore 27
1986 (9/7)	W	@Denver 38, L.A. Raiders 36	2014 (9/7)	W	@Denver 31, Indianapolis 24
1987 (9/13)	W	@Denver 40, Seattle 17	2015 (9/13)	W	@Denver 19, Baltimore 13



## YEAR-BY-YEAR FINAL RECORDS

Year	W	L	T	Div. Finish	Coach	Postseason (record)
1960	4	9	1	Fourth	Frank Filchock	
1961	3	11	0	Third	Frank Filchock	
1962	7	7	0	Second	Jack Faulkner	
1963	2	11	1	Fourth	Jack Faulkner	
1964	2	11	1	Fourth	Jack Faulkner (0-4) / Mac Speedie (2-7-1)	
1965	4	10	0	Fourth	Mac Speedie	
1966	4	10	0	Fourth	Mac Speedie (0-2) / Ray Malavasi (4-8)	
1967	3	11	0	Fourth	Lou Saban	
1968	5	9	0	Fourth	Lou Saban	
1969	5	8	1	Fourth	Lou Saban	
1970	5	8	1	Fourth	Lou Saban	
1971	4	9	1	Fourth	Lou Saban (2-6-1) / Jerry Smith (2-3)	
1972	5	9	0	Third	John Ralston	
1973	7	5	2	Second	John Ralston	
1974	7	6	1	Second	John Ralston	
1975	6	8	0	Second	John Ralston	
1976	9	5	0	Second	John Ralston	
1977	12	2	0	First	Red Miller	Super Bowl (2-1)
1978	10	6	0	First	Red Miller	Playoffs (0-1)
1979	10	6	0	Second	Red Miller	Playoffs (0-1)
1980	8	8	0	Fourth	Red Miller	
1981	10	6	0	Second	Dan Reeves	
1982	2	7	0	Fifth	Dan Reeves	
1983	9	7	0	Third	Dan Reeves	Playoffs (0-1)
1984	13	3	0	First	Dan Reeves	Playoffs (0-1)
1985	11	5	0	Second	Dan Reeves	
1986	11	5	0	First	Dan Reeves	Super Bowl (2-1)
1987	10	4	1	First	Dan Reeves	Super Bowl (2-1)
1988	8	8	0	Second	Dan Reeves	
1989	11	5	0	First	Dan Reeves	Super Bowl (2-1)
1990	5	11	0	Fifth	Dan Reeves	
1991	12	4	0	First	Dan Reeves	AFC Championship (1-1)
1992	8	8	0	Third	Dan Reeves	
1993	9	7	0	Third	Wade Phillips	Playoffs (0-1)
1994	7	9	0	Fourth	Wade Phillips	
1995	8	8	0	Fourth	Mike Shanahan	
1996	13	3	0	First	Mike Shanahan	Playoffs (0-1)
1997	12	4	0	Second	Mike Shanahan	Super Bowl Champion (4-0)
1998	14	2	0	First	Mike Shanahan	Super Bowl Champion (3-0)
1999	6	10	0	Fifth	Mike Shanahan	
2000	11	5	0	Second	Mike Shanahan	Playoffs (0-1)
2001	8	8	0	Third	Mike Shanahan	
2002	9	7	0	Second	Mike Shanahan	
2003	10	6	0	Second	Mike Shanahan	Playoffs (0-1)
2004	10	6	0	Second	Mike Shanahan	Playoffs (0-1)
2005	13	3	0	First	Mike Shanahan	AFC Championship (1-1)
2006	9	7	0	Third	Mike Shanahan	
2007	7	9	0	Second	Mike Shanahan	
2008	8	8	0	Second	Mike Shanahan	
2009	8	8	0	Second	Josh McDaniels	
2010	4	12	0	Fourth	Josh McDaniels (3-9) / Eric Studesville (1-3)	
2011	8	8	0	First	John Fox	Playoffs (1-1)
2012	13	3	0	First	John Fox	Playoffs (0-1)
2013	13	3	0	First	John Fox	Super Bowl (2-1)
2014	12	4	0	First	John Fox	Playoffs (0-1)
2015	12	4	0	First	Gary Kubiak	Super Bowl Champion (3-0)
<b>Total</b>	<b>456</b>	<b>386</b>	<b>10</b>	<b>(.541)</b>		<b>(Total Playoff Record: 23-19)</b>

**3 World Championships:** (1997-98, 2015)

**8 Super Bowl Appearances:** (1977, '86-87, '89, '97-98, 2013, '15)

**10 AFC Championship Games:** (1977, '86-87, '89, '91, '97-98, '05, '13, '15)

**15 Division Titles:** (1977-78, '84, '86-87, '89, '91, '96, '98, '05, '11-15)

**22 Playoff Appearances:** (1977-79, '83-84, '86-87, '89, '91, '93, '96-98, '00, '03-05, '11-15)

**28 Winning Seasons:** (1973-74, '76-79, '81, '83-87, '89, '91, '93, '96-98, '00, '02-06, '12-15)



# 2015 FINAL STATISTICS (12-4)

Head Coach: Gary Kubiak    AFC West: 1st    Home Stadium: Sports Authority Field at Mile High

Date	W-L	Score	Opponent	Attendance	RUSHING	No.	Yds.	Avg.	Long	TD
Sept 13	W	19-13	Baltimore	76,798	Hillman	207	863	4.2	72t	7
Sept 17	W	31-24	at Kansas City	76,404	Anderson	152	720	4.7	48t	5
Sept 27	W	24-12	at Detroit	62,920	Osweiler	21	61	2.9	8	1
Oct 4	W	23-20	Minnesota	77,029	Thompson	18	48	2.7	12	0
Oct 11	W	16-10	at Oakland	54,500	Sanders	3	29	9.7	24	0
Oct 18	W	26-23	at Cleveland (OT)	67,431	Caldwell	1	3	3.0	3	0
Nov 1	W	29-10	Green Bay	77,075	Latimer	2	1	0.5	5	0
Nov 8	L	24-27	at Indianapolis	66,894	Siemian	1	-1	-1.0	-1	0
Nov 15	L	13-29	Kansas City	76,973	Manning	6	-6	-1.0	-1	0
Nov 22	W	17-15	at Chicago	62,483	<b>BRONCOS</b>	<b>411</b>	<b>1718</b>	<b>4.2</b>	<b>72t</b>	<b>13</b>
Nov 29	W	30-24	New England (OT)	76,970	<b>OPPONENTS</b>	<b>408</b>	<b>1337</b>	<b>3.3</b>	<b>48t</b>	<b>10</b>
Dec 6	W	17-3	at San Diego	68,631						
Dec 13	L	12-15	Oakland	76,824	<b>RECEIVING</b>	<b>No.</b>	<b>Yds.</b>	<b>Avg.</b>	<b>Long</b>	<b>TD</b>
Dec 20	L	27-34	at Pittsburgh	67,234	Thomas	105	1304	12.4	72t	6
Dec 28	W	20-17	Cincinnati (OT)	76,868	Sanders	76	1135	14.9	75t	6
Jan 3	W	27-20	San Diego	76,844	Daniels	46	517	11.2	37	3

TEAM STATISTICS	Den	Opp
TOTAL FIRST DOWNS	314	289
Rushing	85	81
Passing	201	162
Penalty	28	46
3RD DOWN: MADE/ATT	79/224	80/227
3rd Down Pct.	35.3%	35.2%
4TH DOWN: MADE/ATT	7/14	5/14
4th Down Pct.	50.0%	35.7%
POSSESSION AVG.	29:57	30:03
TOTAL NET YARDS	5688	4530
Avg. Per Game	355.5	283.1
Total Plays	1056	1033
Avg. Per Play	5.4	4.4
NET YARDS RUSHING	1718	1337
Avg. Per Game	107.4	83.6
Total Rushes	411	408
NET YARDS PASSING	3970	3193
Avg. Per Game	248.1	199.6
Sacked/Yards Lost	39/246	52/351
Gross Yards	4216	3544
Attempts/Completions	606/368	573/344
Completion Pct.	60.7%	60.0%
Had Intercepted	23	14
PUNTS/AVERAGE	85/43.6	92/46.5
NET PUNTING AVG.	39.5	42.1
PENALTIES/YARDS	115/1063	104/773
FUMBLES/BALL LOST	16/8	27/13
TOUCHDOWNS	38	32
Rushing	13	10
Passing	19	19
Returns	6	3

SCORE BY PERIODS	1	2	3	4	OT	PTS
<b>BRONCOS</b>	67	103	57	116	12	355
<b>OPPONENTS</b>	41	98	58	99	0	296

SCORING	TD	Ru	Pa	Ret	PAT	FG	S	PTS
McManus	0	0	0	0	35/36	30/35	0	125
Hillman	7	7	0	0	0/0	0/0	0	42
Sanders	7	0	6	0	0/0	0/0	0	36
Thomas	6	0	6	0	0/0	0/0	0	36
Anderson	5	5	0	0	0/0	0/0	0	30
Daniels	3	0	3	0	0/0	0/0	0	18
Talib	2	0	0	2	0/0	0/0	0	12
Caldwell	2	0	2	0	0/0	0/0	0	12
Trevathan	1	0	0	1	0/0	0/0	0	6
Osweiler	1	1	0	0	0/0	0/0	0	6
Green	1	0	1	0	0/0	0/0	0	6
Harris Jr.	1	0	0	1	0/0	0/0	0	6
Bolden	1	0	0	1	0/0	0/0	0	6
Latimer	1	0	1	0	0/0	0/0	0	6
Roby	1	0	0	1	0/0	0/0	0	6
Jackson	0	0	0	0	0/0	0/1	2	
<b>BRONCOS</b>	<b>38</b>	<b>13</b>	<b>19</b>	<b>6</b>	<b>35/36</b>	<b>30/35</b>	<b>0</b>	<b>355</b>
<b>OPPONENTS</b>	<b>32</b>	<b>10</b>	<b>19</b>	<b>3</b>	<b>27/28</b>	<b>25/32</b>	<b>0</b>	<b>296</b>

2-PT. CONVERSIONS: BRONCOS 0-1, OPPONENTS 0-4

**SACKS:** Miller 11.0, Ware 7.5, Barrett 5.5, Wolfe 5.5, Jackson 5.0, Ray 4.0, Williams 3.0, Smith 2.5, Ward 2.0, Walker 2.0, Marshall 1.5, Bruton 1.0, Nelson 1.0, McCray 0.5 **BRONCOS: 52.0, OPPONENTS: 39.0**

**FUM/Lost:** Osweiler 4/1, Hillman 3/1, Anderson 2/2, Sanders 2/2, Thomas 2/2, Bolden 1/0, Norwood 1/0, Manning 1/0

PASSING	Att.	Comp.	Yds.	Comp.%	Yds/Att.	TD	TD%	Int	Int%	Long	Sack/Lost	Rating
Manning	331	198	2249	59.8%	6.8	9	2.7%	17	5.1%	75t	16/95	67.9
Osweiler	275	170	1967	61.8%	7.2	10	3.6%	6	2.2%	72t	23/151	86.4
<b>BRONCOS</b>	<b>606</b>	<b>368</b>	<b>4216</b>	<b>60.7%</b>	<b>7.0</b>	<b>19</b>	<b>3.1%</b>	<b>23</b>	<b>3.8%</b>	<b>75t</b>	<b>39/246</b>	<b>76.3</b>
<b>OPPONENTS</b>	<b>573</b>	<b>344</b>	<b>3544</b>	<b>60.0%</b>	<b>6.2</b>	<b>19</b>	<b>3.3%</b>	<b>14</b>	<b>2.4%</b>	<b>80t</b>	<b>52/351</b>	<b>78.8</b>

RECEIVING	No.	Yds.	Avg.	Long	TD
Thomas	105	1304	12.4	72t	6
Sanders	76	1135	14.9	75t	6
Daniels	46	517	11.2	37	3
Anderson	25	183	7.3	27	0
Hillman	24	111	4.6	14	0
Norwood	22	207	9.4	34	0
Davis	20	201	10.1	23	0
Fowler	16	203	12.7	41	0
Green	12	173	14.4	32	1
Caldwell	10	72	7.2	24	2
Latimer	6	59	9.8	15	1
Thompson	6	51	8.5	16	0
<b>BRONCOS</b>	<b>368</b>	<b>4216</b>	<b>11.5</b>	<b>75t</b>	<b>19</b>
<b>OPPONENTS</b>	<b>344</b>	<b>3544</b>	<b>10.3</b>	<b>80t</b>	<b>19</b>

INTERCEPTIONS	No.	Yds.	Avg.	Long	TD
Talib	3	123	41.0	63t	2
Harris	2	94	47.0	74t	1
Trevathan	2	39	19.5	25t	1
Bruton	2	11	5.5	12	0
Keo	1	22	22.0	22	0
Roby	1	19	19.0	19	0
Bush	1	13	13.0	13	0
Stewart	1	0	0.0	0	0
Marshall	1	0	0.0	0	0
<b>BRONCOS</b>	<b>14</b>	<b>321</b>	<b>22.9</b>	<b>74t</b>	<b>4</b>
<b>OPPONENTS</b>	<b>23</b>	<b>279</b>	<b>12.1</b>	<b>55t</b>	<b>3</b>

PUNTING	No.	Yds.	Avg.	Net	TB	In20	Long	B
Colquitt	84	3663	43.6	39.7	4	22	62	0
McManus	1	41	41.0	21.0	1	0	41	0
<b>BRONCOS</b>	<b>85</b>	<b>3704</b>	<b>43.6</b>	<b>39.5</b>	<b>5</b>	<b>22</b>	<b>62</b>	<b>0</b>
<b>OPPONENTS</b>	<b>92</b>	<b>4278</b>	<b>46.5</b>	<b>42.1</b>	<b>6</b>	<b>38</b>	<b>66</b>	<b>0</b>

PUNT RETURNS	No.	FC	Yds.	Avg.	Long	TD
Sanders	17	20	103	6.1	14	0
Norwood	6	2	51	8.5	14	0
Bolden	5	3	123	24.6	83t	1
Keo	1	1	6	6.0	6	0
<b>BRONCOS</b>	<b>29</b>	<b>26</b>	<b>283</b>	<b>9.8</b>	<b>83t</b>	<b>1</b>
<b>OPPONENTS</b>	<b>36</b>	<b>16</b>	<b>247</b>	<b>6.9</b>	<b>28</b>	<b>0</b>

KICKOFF RETURNS	No.	Yds.	Avg.	Long	TD
Bolden	15	342	22.8	41	0
Caldwell	7	162	23.1	29	0
Norwood	2	29	14.5	15	0
Bibbs	1	15	15.0	15	0
Sanders	1	13	13.0	13	0
Thompson	1	0	0.0	0	0
Latimer	0	27	0	27	0
<b>BRONCOS</b>	<b>27</b>	<b>588</b>	<b>21.8</b>	<b>41</b>	<b>0</b>
<b>OPPONENTS</b>	<b>25</b>	<b>508</b>	<b>20.3</b>	<b>32</b>	<b>0</b>

FIELD GOALS	1-19	20-29	30-39	40-49	50+
McManus	0/0	12/12	8/8	5/8	5/7
<b>BRONCOS</b>	<b>0/0</b>	<b>12/12</b>	<b>8/8</b>	<b>5/8</b>	<b>5/7</b>
<b>OPPONENTS</b>	<b>0/0</b>	<b>2/2</b>	<b>7/9</b>	<b>8/13</b>	<b>8/8</b>

**MCMANUS:** (57G,56G,43G,33G)(54G)(48G)(33G,47G,39G)(25G,20G,52G)(29G,51N,25G,39G,34G)(50G,24G)(29G)(1)(24G)(47N,21G)(23G,52N)(41G,35G,29G,20G,49N)(1)(23G,45N,37G)(48G,35G)

**OPPONENTS:** (52G,44G)(35G)(1)(38N,38G,33G)(38N,40N,50G)(26G)(56G)(43G,55G)(48G,49G,34G,33G,50G,48N)(46G,37G,37G)(47G)(48N,51G)(43N)(24G,41G)(45N,52G)(50G,42G)



## 2015 DEFENSIVE STATS

(based on unofficial press box statistics)

	TT	UT	A	S-YDS	I-YDS	PD	FF	FR
1 Trevathan	110	74	36	0-0	2-39	6	0	0
2 Marshall	101	76	25	1.5-10.5	1-0	4	2	0
3 Ward	61	50	11	2-18	0-0	6	2	0
4 Stewart	59	46	13	0-0	1-0	10	1	2
5 Harris Jr.	58	49	9	0-0	2-94	6	2	0
6 Wolfe	49	35	14	5.5-38.5	0-0	0	1	0
7 Talib	45	39	6	3-123	13	0	0	0
8 Jackson	45	34	11	5-32	0-0	7	0	2
9 Bruton Jr.	43	31	12	1-3	2-11	7	2	0
10 Barrett	41	28	13	5.5-39	0-0	4	3	1
11 Roby	40	34	6	0-0	1-19	10	1	1
12 Miller	35	30	5	11-78	0-0	1	4	3
13 Walker	33	23	10	2-16	0-0	0	0	0
14 Ware	25	17	8	7.5-37.5	0-0	0	1	1
15 Williams	24	17	7	3-10	0-0	0	0	0
16 Ray	20	15	5	4-28	0-0	1	0	0
17 Davis	14	11	3	0-0	0-0	0	0	0
18 Bush	13	13	0	0-0	1-13	1	1	0
19 McCray	13	7	6	0.5-2.5	0-0	0	0	0
20 Nelson	10	9	1	1-1	0-0	0	0	0
21 Smith	9	7	2	0-0	0-0	2	0	0
22 Kilgo	3	3	0	2-7	0-0	1	0	0
23 Keo	3	3	0	0-0	1-22	1	0	0
24 Webster	2	2	0	0-0	0-0	2	0	0
25 TEAM	2	2	0	0-0	0-0	0	0	0
26 Bolden	2	1	1	0-0	0-0	0	0	0
27 Anunike	2	0	1	0-0	0-0	0	0	0
<b>TOTALS</b>	<b>864</b>	<b>658</b>	<b>206</b>	<b>52-351</b>	<b>14-321</b>	<b>83</b>	<b>19</b>	<b>10</b>

## 2015 GAMES STARTED

OFFENSE		DEFENSE	
QB Manning, Peyton	9	DE Jackson, Malik	16
QB Osweiler, Brock	7	DE Walker, Vance	4
RB Anderson, C.J.	6	DE Wolfe, Derek	12
RB Hillman, Ronnie	10	NT Williams, Sylvester	15
FB Green, Virgil	1	SLB Miller, Von	16
FB Thompson, Juwan	1	WLB Barrett, Shaquil	6
WR Fowler, Bennie	1	WLB Ware, DeMarcus	10
WR Latimer, Cody	1	WLB Davis, Terrell	2
WR Norwood, Jordan	5	ILB Marshall, Brandon	16
WR Sanders, Emmanuel	15	ILB Trevathan, Danny	16
WR Thomas, Demaryius	16	CB Harris Jr., Chris	15
TE Daniels, Owen	16	CB Roby, Bradley	15
TE Davis, Vernon	4	CB Talib, Aqib	3
TE Green, Virgil	4	S Bruton Jr., David	3
C Paradis, Matt	16	S Bush, Josh	1
T Harris, Ryan	16	S Stewart, Darian	13
T Sambrailo, Ty	3	S Ward, T.J.	12
T Schofield, Michael	13		
G Garcia, Max	12		
G Mathis, Evan	12		
G Vasquez, Louis	15		

## 2015 COACHES

**Gary Kubiak** (Head Coach), **Joe DeCamillis** (Special Teams Coordinator), **Rick Dennison** (Offensive Coordinator), **Wade Phillips** (Defensive Coordinator), **Clancy Barone** (Offensive Line), **Chris Beake** (Defensive Asst.), **Samson Brown** (Asst. Secondary), **Brian Callahan** (Offensive Asst./DBs), **Tony Coaxum** (Asst. Special Teams), **James Cregg** (Asst. Offensive Line), **Mike Eubanks** (Asst. Strength), **Reggie Herring** (Linebackers), **Greg Knapp** (Quarterbacks/Passing Game Coord.), **Bill Kollar** (Defensive Line), **Anthony Lomando** (Asst. Strength), **Dennis Love** (Asst. Strength), **Maro Lubick** (Asst. Wide Receivers), **Fred Pagac** (Outside Linebackers), **Brian Panani** (Tight Ends), **Luke Richesson** (Strength & Conditioning), **Eric Studeville** (Running Backs), **Tyke Tolbert** (Wide Receivers), **Joe Woods** (Defensive Backs).

## 2015 LEADERS / RANKINGS

INDIVIDUAL	PLAYER	NO.	AFC RANK	NFL RANK	NFL LEADER	NO.
Points	McManus	125	4	10	Gostkowski (NE)	151
Rushing Yards	Hillman	863	7	141	Peterson (MIN)	1,495
Passing Yards	Manning	2,249	14	27	Brees (NO)	4,870
Passer Rating	Osweiler	86.4	14	25	Wilson (SEA)	110.1
Receiving Yards	Thomas	1,304	5	7	Jones (ATL)	1,871
Receptions	Thomas	105	5	7	Two players	136
Interceptions	Talib	3	151	241	Two players	8
Sacks	Miller	11.0	71	81	Watt (HOU)	17.5
AFC RANK						
OFFENSE	NO.	AFC RANK	NFL RANK	NFL LEADER	NO.	
Points Per Game	22.2	9	19	Carolina	31.3	
Total Yards Per Game	355.5	8	16	Arizona	408.3	
Yards Per Play	5.4	10	19	Arizona	6.3	
Rushing Yards Per Game	107.4	7	17	Buffalo	152.0	
Net Passing Yards Per Game	241.8	7	14	New Orleans	310.6	
AFC RANK						
DEFENSE	NO.	AFC RANK	NFL RANK	NFL LEADER	NO.	
Points Per Game	18.5	3	4	Seattle	17.3	
Total Yards Per Game	283.1	1	1	Denver	283.1	
Yards Per Play	4.4	1	1	Denver	4.4	
Rushing Yards Per Game	83.6	2	3	Seattle	81.5	
Net Passing Yards Per Game	199.6	1	1	Denver	199.6	

## 2015 KEY AWARDS

**Pro Bowl (4):** CB Chris Harris Jr., OLB Von Miller, CB Aqib Talib, OLB DeMarcus Ware. **AP All-Pro (2):** CB Chris Harris Jr. (second team), OLB Von Miller (first team). **Super Bowl 50 MVP:** OLB Von Miller.

## 2015 NFL STANDINGS

## AFC EAST

Team	W	L	T	Pct	PF	PA
yz- New England	12	4	0	.750	465	315
N.Y. Jets	10	6	0	.625	387	314
Buffalo	8	8	0	.500	379	359
Miami	6	10	0	.375	310	389

## AFC NORTH

Team	W	L	T	Pct	PF	PA
y-Cincinnati	12	4	0	.750	419	279
x-Pittsburgh	10	6	0	.625	423	319
Baltimore	5	11	0	.313	328	401
Cleveland	3	13	0	.188	278	432

## AFC SOUTH

Team	W	L	T	Pct	PF	PA
y-Houston	9	7	0	.563	339	313
Indianapolis	8	8	0	.500	333	408
Jacksonville	5	11	0	.313	376	448
Tennessee	3	13	0	.188	299	423

## AFC WEST

Team	W	L	T	Pct	PF	PA
yz- Denver	12	4	0	.750	355	286
x- Kansas City	11	5	0	.688	405	287
Oakland	7	9	0	.438	359	399
San Diego	4	12	0	.250	320	398

## NFC EAST

Team	W	L	T	Pct	PF	PA
y-Washington	9	7	0	.563	388	379
Philadelphia	7	9	0	.438	377	430
N.Y. Giants	6	10	0	.375	420	442
Dallas	4	12	0	.250	275	374

## NFC NORTH

Team	W	L	T	Pct	PF	PA
y-Minnesota	11	5	0	.688	365	302
x-Green Bay	10	6	0	.625	368	323
Detroit	7	9	0	.438	358	400
Chicago	6	10	0	.375	335	397

## NFC SOUTH

Team	W	L	T	Pct	PF	PA
yz- Carolina	15	1	0	.938	500	308
Atlanta	8	8	0	.500	339	345
New Orleans	7	9	0	.438	408	476
Tampa Bay	6	10	0	.375	342	417

## NFC WEST

Team	W	L	T	Pct	PF	PA
yz- Arizona	13	3	0	.813	489	313
x- Seattle	10	6	0	.625	423	277
St. Louis	7	9	0	.438	280	330
San Francisco	5	11	0	.313	238	387

x - Playoffs; y - Division Title; z - First-round Bye; \* - Home-field Advantage

## WILD CARD PLAYOFF GAMES

1/9 - Kansas City 30, at Houston 0  
 1/9 - Pittsburgh 18, at Cincinnati 16  
 1/10 - Seattle 10, at Minnesota 9  
 1/10 - Green Bay 35, at Washington 18

## DIVISIONAL PLAYOFF GAMES

1/16 - at New England 27, Kansas City 20  
 1/16 - at Arizona 26, Green Bay 20  
 1/17 - at Carolina 31, Seattle 24  
 1/17 - at Denver 23, Pittsburgh 16

## CONFERENCE CHAMPIONSHIPS

1/24 - at Denver 20, New England 18  
 1/24 - at Carolina 49, Arizona 15

**SUPER BOWL 50 (SANTA CLARA, CALIF.)**  
 2/7 - Denver 24, Carolina 10







## 2014 DEFENSIVE STATS

(based on unofficial press box statistics)

	TT	UT	A	S-YDS	I-YDS	PD	FF	FR
1 Marshall	110	88	22	2-17	1-0	9	1	0
2 Ward	74	60	14	2-23	2-55	6	0	0
3 Roby	64	62	2	1-3	2-0	13	2	1
4 Talib	63	54	9	1-8	4-62	17	1	0
5 Miller	60	43	17	14-82.5	0-0	2	1	1
6 Harris Jr.	55	51	4	1-2	3-32	18	1	1
7 Moore	50	44	6	0-0	4-5	5	2	1
8 Irving	44	25	19	1-8	0-0	0	0	0
9 Jackson	42	33	9	3-20	0-0	4	1	0
10 Ware	41	34	7	10-56.5	1-3	1	2	0
11 Wolfe	35	24	11	1.5-1	0-0	1	0	0
12 Knighton	30	18	12	2-13.5	0-0	3	0	0
13 Johnson	22	13	9	0.5-0.5	0-0	0	0	0
14 Williams	21	17	4	0-0	0-0	1	0	0
Bruton Jr.	21	16	5	0-0	0-0	3	2	0
16 Webster	19	18	1	0-0	0-0	2	0	0
17 Q. Carter	17	13	4	1-6	0-0	1	1	0
Davis	17	9	8	0-0	0-0	2	0	0
19 Nelson	13	7	6	0-0	0-0	1	0	0
20 Austin Jr.	12	8	4	0-0	0-0	0	0	0
21 Trevathan	11	7	4	0-0	0-0	0	0	0
Smith	11	7	4	0-0	0-0	2	0	0
23 Bolden	7	7	0	0-0	0-0	0	0	0
24 McCray	6	4	2	1-11	0-0	1	1	0
25 T. Carter	5	5	0	0-0	0-0	1	0	1
26 Unrein	1	1	0	0-0	0-0	0	0	0
Barrow	0	0	1	0-0	0-0	0	0	0
28 Bush	0	0	0	0-0	1-5	1	0	0
<b>TOTALS</b>	<b>852</b>	<b>670</b>	<b>182</b>	<b>41-252</b>	<b>18-213</b>	<b>94</b>	<b>15</b>	<b>5</b>

## 2014 GAMES STARTED

OFFENSE	DEFENSE
QB Manning, Peyton	16
RB Anderson, C.J.	8
RB Ball, Montee	3
RB Hillman, Ronnie	4
WR Caldwell, Andre	2
WR Sanders, Emmanuel	16
WR Thomas, Demaryius	16
WR Welker, Wes	8
TE Clark, Chris	2
TE Cornick, Paul	3
TE Green, Virgil	9
TE Thomas, Julius	10
C Montgomery, Will	8
C Ramirez, Manny	8
T Clady, Ryan	16
T Clark, Chris	5
T Cornick, Paul	3
T Vasquez, Louis	8
G Franklin, Orlando	16
G Ramirez, Manny	8
G Vasquez, Louis	8

## 2014 COACHES

**John Fox** (Head Coach), **Jack Del Rio** (Defensive Coordinator), **Adam Gase** (Offensive Coordinator), **Jeff Rodgers** (Special Teams Coordinator), **Clancy Barone** (Tight Ends), **Chris Beake** (Defensive Assistant), **Brian Callahan** (Offensive Assistant), **James Cregg** (Assistant Offensive Line), **Mike Eubanks** (Asst. Strength & Conditioning), **Sam Gases** (Assistant Secondary), **Jason George** (Asst. Strength & Conditioning), **Bo Hardegree** (Quality Control - Offense), **Greg Knapp** (Quarterbacks), **Anthony Lomando** (Asst. Strength & Conditioning), **Dave Magaza** (Offensive Line), **Luke Richardson** (Strength & Conditioning), **Jay Rodgers** (Defensive Line), **Richard Smith** (Linebackers), **Eric Studeville** (Running Backs), **Darius Swinton** (Assistant Special Teams), **Tyke Tolbert** (Wide Receivers), **Cory Undlin** (Defensive Backs).

## 2014 LEADERS / RANKINGS

INDIVIDUAL	PLAYER	NO.	AFC RANK	NFL RANK	NFL LEADER	NO.
Points	J. Thomas	72	19t	40t	Gostkowski (NE)	156
Rushing Yards	Anderson	849	7	16t	Murray (DAL)	1,607
Passing Yards	Manning	4,727	3	4	Two players	4,952
Passer Rating	Manning	101.5	2	4	Romo (DAL)	113.2
Receiving Yards	D. Thomas	1,619	2	2	Brown (PIT)	1,698
Receptions	D. Thomas	111	2	2	Brown (PIT)	129
Interceptions	Two players	4	4t	8t	Quin (DET)	7
Sacks	Miller	14.0	5	6	Houston (KC)	22.0

OFFENSE	NO.	AFC RANK	NFL RANK	NFL LEADER	NO.
Points Per Game	30.1	1	2	Green Bay	30.4
Total Yards Per Game	402.9	3	4	New Orleans	411.4
Yards Per Play	6.0	2	3	Green Bay	6.2
Rushing Yards Per Game	111.6	7	15	Seattle	172.6
Net Passing Yards Per Game	291.3	3	4	Indianapolis	305.9

DEFENSE	NO.	AFC RANK	NFL RANK	NFL LEADER	NO.
Points Per Game	22.1	9	16t	Seattle	15.9
Total Yards Per Game	305.2	1	3	Seattle	267.1
Yards Per Play	4.7	1	2	Seattle	4.6
Rushing Yards Per Game	79.8	1	2	Seattle	69.3
Net Passing Yards Per Game	225.4	6	9	Seattle	185.6

## 2014 KEY AWARDS

**Pro Bowl (11):** RB C.J. Anderson, T. Ryan Clady, CB Chris Harris Jr., QB Peyton Manning, LB Von Miller, WR Emmanuel Sanders, CB Aqib Talib, WR Demaryius Thomas, TE Julius Thomas, S T.J. Ward, DE DeMarcus Ware. **AP All-Pro (3):** CB Chris Harris Jr. (second team), LB Von Miller (second team), WR Demaryius Thomas (second team).

## 2014 NFL STANDINGS

## AFC EAST

Team	W	L	T	Pct	PF	PA
*yz- New England	12	4	0	.750	468	313
Buffalo	9	7	0	.563	343	289
Miami	8	8	0	.500	388	373
N.Y. Jets	4	12	0	.250	283	401

## AFC NORTH

Team	W	L	T	Pct	PF	PA
y- Pittsburgh	11	5	0	.688	436	368
x- Cincinnati	10	5	1	.656	365	344
x- Baltimore	10	6	0	.625	409	302
Cleveland	7	9	0	.438	299	337

## AFC SOUTH

Team	W	L	T	Pct	PF	PA
y- Indianapolis	11	5	0	.688	458	369
Houston	9	7	0	.563	372	307
Jacksonville	3	13	0	.188	249	412
Tennessee	2	14	0	.125	254	438

## AFC WEST

Team	W	L	T	Pct	PF	PA
yz- Denver	12	4	0	.750	482	354
Kansas City	9	7	0	.563	353	281
San Diego	9	7	0	.563	348	348
Oakland	3	13	0	.188	253	452

## NFC EAST

Team	W	L	T	Pct	PF	PA
z- Dallas	12	4	0	.750	467	352
Philadelphia	10	6	0	.625	474	400
N.Y. Giants	6	10	0	.375	380	400
Washington	4	12	0	.250	301	438

## NFC NORTH

Team	W	L	T	Pct	PF	PA
yz- Green Bay	12	4	0	.750	486	348
x- Detroit	11	5	0	.688	321	282
Minnesota	7	9	0	.438	325	343
Chicago	5	11	0	.313	319	442

## NFC SOUTH

Team	W	L	T	Pct	PF	PA
y- Carolina	7	8	1	.469	339	374
New Orleans	7	9	0	.438	401	424
Atlanta	6	10	0	.375	381	417
Tampa Bay	2	14	0	.125	277	410

## NFC WEST

Team	W	L	T	Pct	PF	PA
*yz- Seattle	12	4	0	.750	394	254
x- Arizona	11	5	0	.688	310	299
San Francisco	8	8	0	.500	306	340
St. Louis	6	10	0	.375	324	354

x - Playoffs; y - Division Title; z - First-round Bye; \* - Home-field Advantage

## WILD CARD PLAYOFF GAMES

1/3 - at Carolina 27, Arizona 16  
 1/3 - Baltimore 30, at Pittsburgh 17  
 1/4 - at Indianapolis 16, Cincinnati 10  
 1/4 - at Dallas 24, Detroit 20

## DIVISIONAL PLAYOFF GAMES

1/10 - at New England 35, Baltimore 31  
 1/10 - at Seattle 31, Carolina 17  
 1/11 - at Green Bay 26, Dallas 21  
 1/11 - Indianapolis 24, at Denver 13

## CONFERENCE CHAMPIONSHIPS

1/18 - at Seattle 28, Green Bay 22  
 1/18 - at New England 45, Indianapolis 7

## SUPER BOWL XLIX (GLENDALE, ARIZ.)

2/1 - New England 28, Seattle 24



# 2013 FINAL STATISTICS (13-3)

Head Coach: John Fox AFC West: 1st Home Stadium: Sports Authority Field at Mile High

Date	W-L	Score	Opponent	Attendance	RUSHING	No.	Yds.	Avg.	Long	TD
Sept 5	W	49-27	Baltimore	76,977	Moreno	241	1038	4.3	31	10
Sept 15	W	41-23	at N.Y. Giants	81,285	Ball	120	559	4.7	45	4
Sept 23	W	37-21	Oakland	76,978	Hillman	55	218	4.0	19	1
Sept 29	W	52-20	Philadelphia	77,002	Anderson	7	38	5.4	11	0
Oct 6	W	51-48	at Dallas	92,758	Bruton	1	35	35.0	35	0
Oct 13	W	35-19	Jacksonville	76,862	Holliday	1	7	7.0	7	0
Oct 20	L	33-39	at Indianapolis	67,196	Caldwell	1	7	7.0	7	0
Oct 27	W	45-21	Washington	77,031	Osweller	3	2	0.7	4	0
Nov 10	W	28-20	at San Diego	68,847	Manning	32	-31	-1.0	11	1
Nov 17	W	27-17	Kansas City	77,076	<b>BRONCOS</b>	<b>461</b>	<b>1873</b>	<b>4.1</b>	<b>45</b>	<b>16</b>
Nov 24	L	31-34	at New England (OT)	68,756	<b>OPPONENTS</b>	<b>420</b>	<b>1626</b>	<b>3.9</b>	<b>35</b>	<b>15</b>
Dec 1	W	35-28	at Kansas City	77,065						
Dec 8	W	51-28	Tennessee	76,554						
Dec 12	L	20-27	San Diego	76,497						
Dec 22	W	37-13	at Houston	71,761						
Dec 29	W	34-14	at Oakland	51,500						

TEAM STATISTICS	Den	Opp
TOTAL FIRST DOWNS	435	339
Rushing	107	90
Passing	293	208
Penalty	35	41
3RD DOWN: MADE/ATT	95/205	83/218
3rd Down Pct.	46.3	38.1
4TH DOWN: MADE/ATT	8/9	4/15
4th Down Pct.	88.9	26.7
POSSESSION AVG.	30.06	29.54
TOTAL NET YARDS	7317	5696
Avg. Per Game	457.3	356.0
Total Plays	1156	1074
Avg. Per Play	6.3	5.3
NET YARDS RUSHING	1873	1626
Avg. Per Game	117.1	101.6
Total Rushes	461	420
NET YARDS PASSING	5444	4070
Avg. Per Game	340.3	254.4
Sacked/Yards Lost	20/128	41/290
Gross Yards	5572	4360
Att./Completions	675/461	613/357
Completion Pct.	68.3	58.2
Had Intercepted	10	17
PUNTS/AVERAGE	66/43.8	89/46.1
NET PUNTING AVG.	38.2	39.5
PENALTIES/YARDS	117/1000	97/807
FUMBLES/BALL LOST	27/16	25/9
TOUCHDOWNS		
Rushing	76	47
Passing	55	29
Returns	5	3

SCORE BY PERIODS	1	2	3	4	OT	PTS
<b>BRONCOS</b>	130	158	135	183	0	606
<b>OPPONENTS</b>	64	128	104	100	3	399

SCORING	TD	Ru	Pa	Ret	PAT	FG	S	PTS
Prater	0	0	0	0	75/75	25/26	0	150
D. Thomas	14	0	14	0	0/0	0/0	0	84
Moreno	13	10	3	0	0/0	0/0	0	78
J. Thomas	12	0	12	0	0/0	0/0	0	72
Decker	11	0	11	0	0/0	0/0	0	66
Welker	10	0	10	0	0/0	0/0	0	60
Ball	4	4	0	0	0/0	0/0	0	24
Caldwell	3	0	3	0	0/0	0/0	0	18
Holliday	2	0	0	2	0/0	0/0	0	12
Tamme	1	0	1	0	0/0	0/0	0	6
Dreesen	1	0	1	0	0/0	0/0	0	6
Rodgers-Cromartie	1	0	0	1	0/0	0/0	0	6
Johnson	1	0	0	1	0/0	0/0	0	6
Hillman	1	1	0	0	0/0	0/0	0	6
Manning	1	1	0	0	0/0	0/0	0	6
Miller	1	0	0	1	0/0	0/0	0	6
<b>BRONCOS</b>	<b>76</b>	<b>16</b>	<b>55</b>	<b>5</b>	<b>75/75</b>	<b>25/26</b>	<b>0</b>	<b>606</b>
<b>OPPONENTS</b>	<b>47</b>	<b>15</b>	<b>29</b>	<b>3</b>	<b>44/44</b>	<b>23/26</b>	<b>1</b>	<b>399</b>

2-PT. CONVERSIONS: BRONCOS 0-1, OPPONENTS 1-3

**SACKS:** Phillips 10.0, Jackson 6.0, Ayers 5.5, Miller 5.0, Wolfe 4.0, Knighton 3.0, Trevathan 2.0, Williams 2.0, Woodyard 1.5, Vickerson 1.0, Irving 1.0, **BRONCOS 41.0, OPPONENTS 19.0**

**FUM/Lost:** Manning 10/6, Holliday 5/2, Ball 3/3, Decker 2/1, Hillman 2/1, Carter 1/1, Trevathan 1/1, Welker 1/1, Moreno, 1/0, D. Thomas 1/0

RECEIVING	No.	Yds.	Avg.	Long	TD
D.Thomas	92	1430	15.5	78t	14
Decker	87	1288	14.8	61	11
Welker	73	778	10.7	33	10
J.Thomas	65	788	12.1	74t	12
Moreno	60	548	9.1	35t	3
Tamme	20	184	9.2	15	1
Ball	20	145	7.3	31	0
Caldwell	16	200	12.5	36	3
Hillman	12	119	9.9	19	0
Green	9	45	5.0	10	0
Dreesen	7	47	6.7	14	1
<b>BRONCOS</b>	<b>461</b>	<b>5572</b>	<b>12.1</b>	<b>78t</b>	<b>55</b>
<b>OPPONENTS</b>	<b>357</b>	<b>4360</b>	<b>12.2</b>	<b>82t</b>	<b>29</b>

INTERCEPTIONS	No.	Yds.	Avg.	Long	TD
Rodgers-Cromartie	3	75	25.0	75t	1
Trevathan	3	29	9.7	29	0
Harris	3	1	0.3	1	0
Moore	2	18	9.0	18	0
Webster	1	10	10.0	10	0
Adams	1	3	3.0	3	0
Phillips	1	3	3.0	3	0
Knighton	1	2	2.0	2	0
Woodyard	1	0	0.0	0	0
Carter	1	0	0.0	0	0
<b>BRONCOS</b>	<b>17</b>	<b>141</b>	<b>8.3</b>	<b>75t</b>	<b>1</b>
<b>OPPONENTS</b>	<b>10</b>	<b>131</b>	<b>13.1</b>	<b>59t</b>	<b>2</b>

PUNTING	No.	Yds.	Avg.	Net	TB	In20	Long	B
Colquitt	65	2893	44.5	38.8	3	23	60	1
<b>BRONCOS</b>	<b>67</b>	<b>2893</b>	<b>43.8</b>	<b>38.8</b>	<b>3</b>	<b>23</b>	<b>60</b>	<b>1</b>
<b>OPPONENTS</b>	<b>85</b>	<b>4100</b>	<b>46.1</b>	<b>40.4</b>	<b>8</b>	<b>32</b>	<b>66</b>	<b>2</b>

PUNT RETURNS	No.	FC	Yds.	Avg.	Long	TD
Holliday	32	11	271	8.5	81t	1
Welker	10	2	70	7.0	27	0
Decker	1	2	2	2.0	2	0
Carter	1	0	0	0.0	0	0
<b>BRONCOS</b>	<b>44</b>	<b>15</b>	<b>343</b>	<b>7.8</b>	<b>81t</b>	<b>1</b>
<b>OPPONENTS</b>	<b>28</b>	<b>25</b>	<b>274</b>	<b>9.8</b>	<b>51</b>	<b>0</b>

KICKOFF RETURNS	No.	Yds.	Avg.	Long	TD
Holliday	28	775	27.7	105t	1
Caldwell	6	141	23.5	34	0
Bolden	2	44	22.0	25	0
Unrein	1	8	8.0	8	0
Jackson	1	6	6.0	6	0
Tamme	1	0	0.0	0	0
<b>BRONCOS</b>	<b>39</b>	<b>974</b>	<b>25.0</b>	<b>105t</b>	<b>1</b>
<b>OPPONENTS</b>	<b>32</b>	<b>936</b>	<b>29.3</b>	<b>108T</b>	<b>1</b>

FIELD GOALS	1-19	20-29	30-39	40-49	50+
Prater	2/2	4/4	5/5	8/8	6/7
<b>BRONCOS</b>	<b>2/2</b>	<b>4/4</b>	<b>5/5</b>	<b>8/8</b>	<b>6/7</b>
<b>OPPONENTS</b>	<b>0/0</b>	<b>6/6</b>	<b>9/10</b>	<b>6/8</b>	<b>2/2</b>

**PRATER:** ( )(42G,47G)(53G,41G,40G)(53G)(48G,50G,28G)( )(31G,47G)(19G)( )(54G,52N,36G)(27G)( )(25G,64G,19G)(32G,42G)(32G,25G,44G)(34G,54G)

**OPPONENTS:** (25G,30G)(36G,24G,41G)( )(35G,25G,46N)(43G,48G)(50G,30G)(27G,52G,42G)( )(26G,40G,37N)(20G)(31G,31G)( )( )(38G,35G)(45G,35G)(42N)

PASSING	Att.	Comp.	Yds.	Comp.%	Yds/Att.	TD	TD%	Int	Int%	Long	Sack/Lost	Rating
Manning	659	450	5477	68.3%	8.3	55	8.3%	10	1.5%	78t	18/120	115.1
Osweller	16	11	95	68.8%	5.9	0	0.0%	0	0.0%	19	2/8	84.1
<b>BRONCOS</b>	<b>675</b>	<b>461</b>	<b>5572</b>	<b>68.3%</b>	<b>8.3</b>	<b>55</b>	<b>8.1%</b>	<b>10</b>	<b>1.5%</b>	<b>78t</b>	<b>20/128</b>	<b>114.4</b>
<b>OPPONENTS</b>	<b>613</b>	<b>357</b>	<b>4360</b>	<b>58.2%</b>	<b>7.1</b>	<b>29</b>	<b>4.7%</b>	<b>17</b>	<b>2.8%</b>	<b>82t</b>	<b>41/290</b>	<b>84.0</b>

## 2013 DEFENSIVE STATS

(based on unofficial press box statistics)

	TT	UT	A	S-YDS	I-YDS	PD	FF	FR
1 Trevathan	124	84	40	2-18	3-29	10	2	1
2 Woodyard	83	47	36	1.5-11	1-0	4	1	0
3 Ihenachio	72	55	17	0-0	0-0	7	3	2
4 Harris	65	58	7	0-0	3-1	13	0	0
5 Adams	61	45	16	0-0	1-3	7	0	1
6 Moore	44	30	16	0-0	2-18	6	0	0
7 Jackson	42	30	12	6-5	0-0	4	1	0
8 Webster	38	34	4	0-0	1-10	9	1	0
9 Phillips	36	29	7	10-77.5	1-3	5	2	0
10 Miller	34	27	7	5-29	0-0	1	3	1
11 Irving	34	23	11	1-8	0-0	1	0	0
12 Rodgers-Cromartie	31	25	6	0-0	3-75	15	0	0
13 Knighton	31	18	13	3-18	1-2	1	0	1
14 Ayers	29	23	6	5.5-34.5	0-0	1	0	0
15 Vickerson	22	18	4	1-9	0-0	3	0	0
16 Unrein	20	15	5	0-0	0-0	0	0	0
17 Lenon	20	14	6	0-0	0-0	2	0	0
18 Williams	19	12	7	2-8	0-0	0	0	1
19 Bruton	16	14	2	0-0	0-0	0	0	0
20 Wolfe	16	11	5	4-34	0-0	0	0	1
21 Bailey	14	12	2	0-0	0-0	3	0	0
22 Jammer	13	12	1	0-0	0-0	3	0	1
23 Carter	11	10	1	0-0	0-0	6	0	0
24 Bolden	11	8	3	0-0	0-0	0	0	0
25 Huff	2	2	0	0-0	0-0	0	0	0
26 Johnson	1	1	0	0-0	0-0	0	0	0
Robinson	1	1	0	0-0	0-0	0	0	0
Marshall	1	1	0	0-0	0-0	0	0	0
Mincey	1	1	0	0-0	0-0	0	0	0
Tamme	1	0	1	0-0	0-0	0	0	0
Fua	1	0	1	0-0	0-0	0	0	0
TOTALS	867	621	246	52-364	16-347	85	18	7

## 2013 GAMES STARTED

OFFENSE	DEFENSE
QB Manning, Peyton	16 DE Ayers, Robert
RB Moreno, Knowshon	15 DE Jackson, Malik
WR Decker, Eric	16 DE Phillips, Shaun
WR Thomas, Demaryius	16 DE Wolfe, Derek
WR Welker, Wes	13 DT Knighton, Terrance
WR Caldwell, Andre	2 DT Unrein, Mitch
TE Green, Virgil	3 DT Vickerson, Kevin
TE Tamme, Jacob	1 SLB Irving, Nate
TE Thomas, Julius	14 SLB Miller, Von
C Ramirez, Manny	16 MLB Lenon, Paris
T Clady, Ryan	2 MLB Woodyard, Wesley
T Clark, Chris	14 CB Trevathan, Danny
T Franklin, Orlando	1 CB Bailey, Champ
T Vazquez, Louis	1 CB Carter, Tony
G Beadles, Zane	16 CB Harris Jr., Chris
G Kuper, Chris	1 CB Jammer, Quentin
G Vazquez, Louis	15 CB Rodgers-Cromartie, Dominique
	13 CB Webster, Kayvon
	1 S Adams, Mike
	1 S Bolden, Omar
	1 S Ihenachio, Duke
	14 S Moore, Rahim

## 2013 COACHES

**John Fox** (Head Coach), **Jack Del Rio** (Defensive Coordinator), **Adam Gase** (Offensive Coordinator), **Jeff Rodgers** (Special Teams Coordinator), **Clancy Barone** (Tight Ends), **Chris Beake** (Quality Control-Defense), **Brian Callahan** (Offensive Assistant), **Jim Bob Cooter** (Offensive Assistant), **Mike Eubanks** (Asst. Strength & Conditioning), **Sam Games** (Assistant Secondary), **Jason George** (Asst. Strength & Conditioning), **Alex Gibbs** (Offensive Consultant), **Greg Knapp** (Quarterbacks), **Anthony Lomando** (Asst. Strength & Conditioning), **Dave Magazay** (Offensive Line), **Luke Richesson** (Strength & Conditioning), **Jay Rodgers** (Defensive Line), **Richard Smith** (Linebackers), **Eric Stutesville** (Running Backs), **Derius Swinton** (Assistant Special Teams), **Tyke Tolbert** (Wide Receivers), **Cory Undlin** (Secondary).

## 2013 LEADERS / RANKINGS

INDIVIDUAL	PLAYER	NO.	AFC RANK	NFL RANK	NFL LEADER	NO.
Points	Prater	150	2	2	Gostkowski (NE)	158
Rushing Yards	Moreno	1,038	4	12	McCoy (PHI)	1,607
Passing Yards	Manning	5,477	1	1	Manning (DEN)	5,477
Passer Rating	Manning	115.1	1	2	Foles (PHI)	119.2
Receiving Yards	D. Thomas	1,430	3	4	Gordon (CLE)	1,646
Receptions	D. Thomas	92	6	9	Garcon (WAS)	113
Interceptions	Three players	3	15t	32t	Sherman (SEA)	8
Sacks	Phillips	10.0	11t	20t	Mathis (IND)	19.5
OFFENSE		NO.	AFC RANK	NFL RANK	NFL LEADER	NO.
Points Per Game		37.9	1	1	Denver	37.9
Total Yards Per Game		457.3	1	1	Denver	457.3
Yards Per Play		6.3	1	2	Philadelphia	6.3
Rushing Yards Per Game		117.1	8	15	Philadelphia	160.4
Net Passing Yards Per Game		340.3	1	1	Denver	340.3
DEFENSE		NO.	AFC RANK	NFL RANK	NFL LEADER	NO.
Points Per Game		24.9	12	22	Seattle	14.4
Total Yards Per Game		356.0	9	19	Seattle	273.6
Yards Per Play		5.3	10	16	Seattle	4.4
Rushing Yards Per Game		91.1	2	3	Tampa Bay	82.5
Net Passing Yards Per Game		199.6	3	3	Pittsburgh	185.2

## 2013 KEY AWARDS

**Pro Bowl (5):** QB Peyton Manning, K Matt Prater, WR Demaryius Thomas, TE Julius Thomas, G Louis Vasquez. **AP All-Pro (4):** QB Peyton Manning (first team), G Louis Vasquez (first team), K Matt Prater (second team), WR Demaryius Thomas (second team). **AP NFL MVP:** QB Peyton Manning. **AP NFL Offensive Player of the Year:** QB Peyton Manning. **FedEx Air Player of the Year:** QB Peyton Manning.

## 2013 NFL STANDINGS

### AFC EAST

Team	W	L	T	Pct	PF	PA
y-z New England	12	4	0	.750	444	338
N.Y. Jets	8	8	0	.500	290	387
Miami	8	8	0	.500	317	335
Buffalo	6	10	0	.375	339	388

### AFC NORTH

Team	W	L	T	Pct	PF	PA
y- Cincinnati	11	5	0	.688	430	305
Pittsburgh	8	8	0	.500	379	370
Baltimore	8	8	0	.500	320	352
Cleveland	4	12	0	.250	308	406

### AFC SOUTH

Team	W	L	T	Pct	PF	PA
y- Indianapolis	11	5	0	.688	391	336
Tennessee	7	9	0	.438	362	381
Jacksonville	4	12	0	.250	247	449
Houston	2	14	0	.125	276	428

### AFC WEST

Team	W	L	T	Pct	PF	PA
*y-z Denver	13	3	0	.813	606	399
x- Kansas City	11	5	0	.688	430	305
x- San Diego	9	7	0	.563	396	348
Oakland	4	12	0	.250	322	453

### NFC EAST

Team	W	L	T	Pct	PF	PA
y- Philadelphia	10	6	0	.625	442	382
Dallas	8	8	0	.500	439	432
N. Y. Giants	7	9	0	.438	294	383
Washington	3	13	0	.188	334	478

### NFC NORTH

Team	W	L	T	Pct	PF	PA
y- Green Bay	8	7	1	.531	417	428
Chicago	8	8	0	.500	445	478
Detroit	7	9	0	.438	395	376
Minnesota	5	10	1	.344	391	480

### NFC SOUTH

Team	W	L	T	Pct	PF	PA
y-z Carolina	12	4	0	.750	366	241
x- New Orleans	11	5	0	.688	414	304
Atlanta	4	12	0	.250	353	443
Tampa Bay	4	12	0	.250	288	389

### NFC WEST

Team	W	L	T	Pct	PF	PA
*y-z Seattle	13	3	0	.813	417	231
x- San Francisco	12	4	0	.750	406	272
Arizona	10	6	0	.625	379	324
St. Louis	7	9	0	.438	348	364

x - Playoffs; y - Division Title; z - First-round Bye; \* - Home-field Advantage

## WILD CARD PLAYOFF GAMES

1/4 - at Indianapolis 45, Kansas City 44  
1/4 - New Orleans 26, at Philadelphia 24  
1/5 - San Diego 27, at Cincinnati 10  
1/5 - San Francisco 23, at Green Bay 20

## DIVISIONAL PLAYOFF GAMES

1/11 - at Seattle 23, New Orleans 15  
1/11 - at New England 43, Indianapolis 22  
1/12 - San Francisco 23, at Carolina 10  
1/12 - at Denver 24, San Diego 17

## CONFERENCE CHAMPIONSHIPS

1/20 - at Denver 26, New England 16  
1/20 - at Seattle 23, San Francisco 17

**SUPER BOWL XLVIII (NEW YORK/NEW JERSEY)**  
2/2 - Seattle 43, Denver 8

# 2012 FINAL STATISTICS (13-3)

Head Coach: John Fox AFC West: 1st Home Stadium: Sports Authority Field at Mile High

Date	W-L	Score	Opponent	Attendance	RUSHING	No.	Yds.	Avg.	Long	TD
Sept 9	W	31-19	Pittsburgh	76,823	McGahee	167	731	4.4	31	4
Sept 17	L	21-27	at Atlanta	70,427	Moreno	138	525	3.8	20	4
Sept 23	L	25-31	Houston	76,566	Hillman	85	330	3.9	31	1
Sept 30	W	37-6	Oakland	76,787	Ball	42	158	3.8	22	1
Oct 7	L	21-31	at New England	68,756	Hester	17	81	4.8	18	2
Oct 15	W	35-24	at San Diego	68,604	Caldwell	1	14	14.0	14	0
Oct 28	W	34-14	New Orleans	76,832	Manning	23	6	0.3	10	0
Nov 4	W	31-23	at Cincinnati	63,623	Osweller	8	-13	-1.6	-1	0
Nov 11	W	36-14	at Carolina	73,939	<b>BRONCOS</b>	<b>481</b>	<b>1832</b>	<b>3.8</b>	<b>31</b>	<b>12</b>
Nov 18	W	30-23	San Diego	76,769	<b>OPPONENTS</b>	<b>404</b>	<b>1458</b>	<b>3.6</b>	<b>36</b>	<b>5</b>
Nov 25	W	17-9	at Kansas City	74,244						
Dec 2	W	31-23	Tampa Bay	76,432						
Dec 6	W	26-13	at Oakland	53,807	<b>RECEIVING</b>	<b>No.</b>	<b>Yds.</b>	<b>Avg.</b>	<b>Long</b>	<b>TD</b>
Dec 16	W	34-17	at Baltimore	71,317	D.Thomas	94	1434	15.3	71t	10
Dec 23	W	34-12	Cleveland	76,351	Decker	85	1064	12.5	55	13
Dec 30	W	38-3	Kansas City	76,502	Tammie	52	555	10.7	36	2

TEAM STATISTICS	Den	Opp
TOTAL FIRST DOWNS	380	287
Rushing	112	73
Passing	232	183
Penalty	36	31
3RD DOWN: MADE/ATT	96/213	66/216
3rd Down Pct.	45.1	30.6
4TH DOWN: MADE/ATT	3/5	7/18
4th Down Pct.	60.0	38.9
POSSESSION AVG.	31:16	28:44
TOTAL NET YARDS	6366	4652
Avg. Per Game	397.9	290.8
Total Plays	1090	1015
Avg. Per Play	5.8	4.6
NET YARDS RUSHING	1832	1458
Avg. Per Game	114.5	91.1
NET RUSHES	481	404
NET YARDS PASSING	4534	3194
Avg. Per Game	283.4	199.6
Sacked/Yards Lost	21/137	52/364
Gross Yards	4671	3558
Att./Completions	588/402	559/321
Completion Pct.	68.4	57.4
Had Intercepted	11	16
PUNTS/AVERAGE	67/46.3	94/48.1
NET PUNTING AVG.	42.1	41.5
PENALTIES/YARDS	100/805	123/951
FUMBLES/BALL LOST	22/14	23/8
TOUCHDOWNS	57	32
Rushing	12	5
Passing	37	25
Returns	8	2

SCORE BY PERIODS	1	2	3	4	OT	PTS
<b>BRONCOS</b>	66	116	153	146	0	481
<b>OPPONENTS</b>	70	81	62	76	0	289

SCORING	TD	Ru	Pa	Ret	PAT	FG	S	PTS
Prater	0	0	0	0	55/55	26/32	0	133
Decker	13	0	13	0	0/0	0/0	0	78
D.Thomas	10	0	10	0	0/0	0/0	0	60
Dreessen	5	0	5	0	0/0	0/0	0	30
Stokley	5	0	5	0	0/0	0/0	0	30
McGahee	4	4	0	0	0/0	0/0	1	26
Moreno	4	4	0	0	0/0	0/0	0	24
Harris	2	0	0	2	0/0	0/0	0	12
Hester	2	2	0	0	0/0	0/0	0	12
Tammie	2	0	2	0	0/0	0/0	0	12
Ball	2	1	1	0	0/0	0/0	0	12
T.Carter	2	0	0	2	0/0	0/0	0	12
Holliday	2	0	0	2	0/0	0/0	0	12
Hillman	1	1	0	0	0/0	0/0	0	6
Miller	1	0	0	1	0/0	0/0	0	6
Unrein	1	0	1	0	0/0	0/0	0	6
Porter	1	0	0	1	0/0	0/0	0	6
Adams	0	0	0	0	0/0	0/0	0	2
Dumervil	0	0	0	0	0/0	0/0	0	2
<b>BRONCOS</b>	<b>57</b>	<b>12</b>	<b>37</b>	<b>8</b>	<b>55/55</b>	<b>26/32</b>	<b>1</b>	<b>481</b>
<b>OPPONENTS</b>	<b>32</b>	<b>5</b>	<b>25</b>	<b>2</b>	<b>29/29</b>	<b>22/25</b>	<b>0</b>	<b>289</b>

2-PT. CONVERSIONS: McGahee 1, **BRONCOS 1-2, OPPONENTS 0-3**

**SACKS:** Miller 18.5, Dumervil 11.0, Wolfe 6.0, Woodyard 5.5, Harris 2.5, Ayers 2.0, Vickerson 2.0, Adams 1.0, Brookling 1.0, Moore 1.0, Trevathan 1.0, Mays 0.5, **BRONCOS 52.0, OPPONENTS 21.0**

**FUM/LOST:** McGahee 5/4, Holliday 5/1, D. Thomas 3/3, Manning 2/2, Hillman 2/1, Ball 1/1, Bolden 1/1, Moreno 1/1, Leonhard 1/0, Koppen 1/0

RECEIVING	No.	Yds.	Avg.	Long	TD
D.Thomas	94	1434	15.3	71t	10
Decker	85	1064	12.5	55	13
Tammie	52	555	10.7	36	2
Stokley	45	544	12.1	38t	5
Dreessen	41	356	8.7	30	5
McGahee	26	221	8.5	31	0
Moreno	21	167	8.0	26	0
Willis	10	90	9.0	19	0
Hillman	10	62	6.2	29	0
Ball	7	61	8.7	17	1
Green	5	63	12.6	28	0
Holliday	2	17	8.5	15	0
Caldwell	1	18	18.0	18	0
Gronkowski	1	11	11.0	11	0
Hester	1	7	7.0	7	0
Unrein	1	1	1.0	1t	1
<b>BRONCOS</b>	<b>402</b>	<b>4671</b>	<b>11.6</b>	<b>71t</b>	<b>37</b>
<b>OPPONENTS</b>	<b>321</b>	<b>3558</b>	<b>11.1</b>	<b>61t</b>	<b>25</b>

INTERCEPTIONS	No.	Yds.	Avg.	Long	TD
Harris	3	144	48.0	98t	2
Woodyard	3	40	13.3	25	0
T.Carter	2	55	27.5	40t	1
Bailey	2	18	9.0	18	0
Leonhard	2	0	0.0	0	0
Porter	1	43	43.0	43t	1
Miller	1	26	26.0	26t	1
Moore	1	23	23.0	23	0
Bruton	1	-2	-2.0	-2	0
<b>BRONCOS</b>	<b>16</b>	<b>347</b>	<b>21.7</b>	<b>98t</b>	<b>5</b>
<b>OPPONENTS</b>	<b>11</b>	<b>218</b>	<b>19.8</b>	<b>80t</b>	<b>2</b>

PUNTING	No.	Yds.	Avg.	Net	TB	In20	Long	B
Colquitt	67	3105	46.3	42.1	4	27	67	0
<b>BRONCOS</b>	<b>67</b>	<b>3105</b>	<b>46.3</b>	<b>42.1</b>	<b>4</b>	<b>27</b>	<b>67</b>	<b>0</b>
<b>OPPONENTS</b>	<b>93</b>	<b>4524</b>	<b>48.1</b>	<b>41.9</b>	<b>7</b>	<b>35</b>	<b>68</b>	<b>1</b>

PUNT RETURNS	No.	FC	Yds.	Avg.	Long	TD
Holliday	31	4	334	10.8	76t	1
Leonhard	15	16	89	5.9	16	0
Decker	2	0	22	11.0	13	0
<b>BRONCOS</b>	<b>48</b>	<b>20</b>	<b>445</b>	<b>9.3</b>	<b>76t</b>	<b>1</b>
<b>OPPONENTS</b>	<b>33</b>	<b>17</b>	<b>203</b>	<b>6.2</b>	<b>40</b>	<b>0</b>

KICKOFF RETURNS	No.	Yds.	Avg.	Long	TD
Bolden	14	270	19.3	33	0
Holliday	11	358	32.5	105t	1
Leonhard	1	18	18.0	18	0
Ball	1	0	0.0	0	0
Gronkowski	1	0	0.0	0	0
<b>BRONCOS</b>	<b>28</b>	<b>646</b>	<b>23.1</b>	<b>105t</b>	<b>1</b>
<b>OPPONENTS</b>	<b>34</b>	<b>751</b>	<b>22.1</b>	<b>50</b>	<b>0</b>

FIELD GOALS	1-19	20-29	30-39	40-49	50+
Prater	1/1	7/7	10/11	5/9	3/4
<b>BRONCOS</b>	<b>1/1</b>	<b>7/7</b>	<b>10/11</b>	<b>5/9</b>	<b>3/4</b>
<b>OPPONENTS</b>	<b>0/0</b>	<b>7/7</b>	<b>6/7</b>	<b>6/8</b>	<b>3/3</b>

**PRATER:** (26G)(/)(32G,23G,53G)(21G,43G,53G)(/)(/)(33G,33G)(43G)(53G,43N,27G)(55N,19G,30G,32G)(47N,33N,34G)(31G,47N)(43G,34G,20G,33G)(27G,36G,45N)(27G,41G)(42G)

**OPPONENTS:** (21G,35G)(37G,42G)(41G)(38G,24G)(23G)(32G)(/)(28G,46N,49G,41G)(43N)(/)(34G,22G,49G)(31G,50G,55G)(/)(45G)(27G,53G)(23G,33N)

PASSING	Att.	Comp.	Yds.	Comp.%	Yds/Att.	TD	TD%	Int	Int%	Long	Sack/Lost	Rating
Manning	583	400	4659	68.6%	8	37	6.3%	11	1.9%	71t	21/137	105.9
Osweller	4	2	12	50.0%	3	0	0.0%	0	0.0%	7	0/0	56.3
Prater	1	0	0	0.0%	0	0	0.0%	0	0.0%	0	0/0	39.6
<b>BRONCOS</b>	<b>588</b>	<b>402</b>	<b>4671</b>	<b>68.4%</b>	<b>7.9</b>	<b>37</b>	<b>6.3%</b>	<b>11</b>	<b>1.9%</b>	<b>71t</b>	<b>21/137</b>	<b>105.3</b>
<b>OPPONENTS</b>	<b>559</b>	<b>321</b>	<b>3558</b>	<b>57.4%</b>	<b>6.4</b>	<b>25</b>	<b>4.5%</b>	<b>16</b>	<b>2.9%</b>	<b>61t</b>	<b>52/364</b>	<b>79.4</b>

## 2012 DEFENSIVE STATS

(based on unofficial press box statistics)

	TD	UT	A	S-YDS	I-YDS	PD	FF	FR
1 Woodyard	114	70	44	5.5-47.5	3-40	6	1	1
2 Adams	80	60	20	1-2	0-0	11	2	2
3 Moore	71	59	12	1-3	1-23	7	0	1
4 Miller	68	55	13	18.5-129.5	1-26	2	6	0
5 Bailey	66	61	5	0-0	2-18	9	0	0
6 Harris	61	51	10	2.5-17.5	3-144	12	0	0
7 Brookings	54	33	21	1-8	0-0	0	1	0
Dumervil	54	32	22	11-83	0-0	1	6	0
9 Bannan	42	28	14	0-0	0-0	4	1	1
10 Vickerson	40	28	12	2-11	0-0	1	1	0
Wolfe	40	26	14	6-41	0-0	2	0	0
12 Trevathan	30	21	9	1-0	0-0	3	0	0
13 T. Carter	24	20	4	0-0	2-55	12	0	1
14 Porter	21	16	5	0-0	1-43	6	0	0
15 Unrein	20	12	8	0-0	0-0	0	0	1
16 Mays	19	7	12	0.5-3.5	0-0	0	0	0
17 Leinhardt	17	12	5	0-0	2-0	3	0	0
18 Ayers	16	8	8	2-18	0-0	2	0	0
19 Williams	14	10	4	0-0	0-0	1	0	0
20 Jackson	5	3	2	0-0	0-0	0	0	0
21 Bolden	4	4	0	0-0	0-0	1	0	0
22 Irving	3	1	2	0-0	0-0	1	0	0
23 Bruton	2	2	0	0-0	1-2	1	0	0
24 Siliga	1	1	0	0-0	0-0	0	0	0
Warren	1	1	0	0-0	0-0	0	0	0
<b>TOTALS</b>	<b>867</b>	<b>621</b>	<b>246</b>	<b>52-364</b>	<b>16-347</b>	<b>85</b>	<b>18</b>	<b>7</b>

## 2012 GAMES STARTED

### OFFENSE

QB Manning, Peyton	16
RB McGahee, Willis	9
RB Moreno, Knowshon	6
WR Decker, Eric	15
WR Stokley, Brandon	9
WR Thomas, Demaryius	16
TE Dreessen, Joel	16
TE Green, Virgil	2
TE Tamme, Jacob	8
C Koppen, Dan	12
C Walton, J.D.	4
T Clady, Ryan	16
T Franklin, Orlando	16
G Beadles, Zane	16
G Kuper, Chris	5
G Ramirez, Manny	11

### DEFENSE

DE Dumervil, Elvis	16
DE Wolfe, Derek	16
DT Bannan, Justin	16
DT Unrein, Mitch	2
DT Vickerson, Kevin	16
SLB Miller, Von	14
MLB Brookings, Keith	14
MLB Mays, Joe	4
WLB Williams, D.J.	1
WLB Woodyard, Wesley	1
CB Bailey, Champ	12
CB Harris, Chris	16
CB Porter, Tracy	4
S Adams, Mike	16
S Leonard, Jim	1
S Moore, Rahim	15

## 2012 COACHES

**John Fox** (Head Coach), **Jack Del Rio** (Defensive Coordinator), **Mike McCoy** (Offensive Coordinator), **Jeff Rodgers** (Special Teams Coordinator), **Claudio Bonine** (Tight Ends), **Keith Burns** (Assistant Special Teams), **Brian Callahan** (Quality Control-Offense), **Mike Eubanks** (Asst. Strength & Conditioning), **Sam Games** (Assistant Secondary), **Adam Gase** (Quarterbacks), **Jason George** (Asst. Strength & Conditioning), **Anthony Lomando** (Asst. Strength & Conditioning), **Dave Magaz** (Offensive Line), **Ron Milus** (Secondary), **Luke Richesson** (Strength & Conditioning), **Jay Rodgers** (Defensive Line), **Richard Smith** (Linebackers), **Eric Studesville** (Running Backs), **Tyke Tolbert** (Wide Receivers), **Cory Undlin** (Quality Control-Defense).

## 2012 LEADERS / RANKINGS

INDIVIDUAL	PLAYER	NO.	AFC RANK	NFL RANK	NFL LEADER	NO.
Points	Prater	133	3	7	Gostkowski (NE)	153
Rushing Yards	McGahee	731	12	26	Peterson (MIN)	2,097
Passing Yards	Manning	4,659	2	6	Brees (NO)	5,177
Passer Rating	Manning	105.8	1	2	Rodgers (GB)	108.0
Receiving Yards	D. Thomas	1,434	2	4	Johnson (DET)	1,964
Receptions	D. Thomas	94	5	8	Johnson (DET)	122
Interceptions	Harris/Woodyard	3	13	29	Jennings (CHI)	9
Sacks	Miller	18.5	2	3	Watt (HOU)	20.5
OFFENSE		NO.	AFC RANK	NFL RANK	NFL LEADER	NO.
Points Per Game		30.1	2	2	New England	34.8
Total Yards Per Game		397.9	2	4	New England	427.9
Yards Per Play		5.8	1	6	Washington	6.2
Rushing Yards Per Game		114.5	7	16	Washington	169.3
Net Passing Yards Per Game		283.4	2	5	New Orleans	312.3
DEFENSE		NO.	AFC RANK	NFL RANK	NFL LEADER	NO.
Points Per Game		18.1	1	4	Seattle	15.3
Total Yards Per Game		290.8	2	2	Pittsburgh	275.8
Yards Per Play		4.6	1	1	Denver	4.6
Rushing Yards Per Game		91.1	2	3	Tampa Bay	82.5
Net Passing Yards Per Game		199.6	3	3	Pittsburgh	185.2

## 2012 KEY AWARDS

**Pro Bowl** (7): CB Champ Bailey, G Zane Beadles, T Ryan Clady, DE Elvis Dumervil, QB Peyton Manning, LB Von Miller, WR Demaryius Thomas.  
**AP All-Pro** (4): T Ryan Clady (first team), QB Peyton Manning (first team), LB Von Miller (first team), CB Champ Bailey (second team).  
**AP Comeback Player of the Year**: QB Peyton Manning. **FedEx Air Player of the Year**: QB Peyton Manning.

## 2012 NFL STANDINGS

### AFC EAST

Team	W	L	T	Pct	PF	PA
y-New England	12	4	0	.750	557	331
Miami	7	9	0	.438	288	317
New York Jets	6	10	0	.375	281	375
Buffalo	6	10	0	.375	344	435

### AFC NORTH

Team	W	L	T	Pct	PF	PA
y-Baltimore	10	6	0	.625	398	344
x-Cincinnati	10	6	0	.625	391	320
Pittsburgh	8	8	0	.500	336	314
Cleveland	5	11	0	.313	302	368

### AFC SOUTH

Team	W	L	T	Pct	PF	PA
y-Houston	12	4	0	.750	416	331
x-Indianapolis	11	5	0	.688	357	387
Tennessee	6	10	0	.375	330	471
Jacksonville	2	14	0	.125	255	444

### AFC WEST

Team	W	L	T	Pct	PF	PA
*y-Denver	13	3	0	.813	481	289
San Diego	7	9	0	.438	350	350
Oakland	4	12	0	.250	290	443
Kansas City	2	14	0	.125	211	425

### NFC EAST

Team	W	L	T	Pct	PF	PA
y-Washington	10	6	0	.625	436	388
New York Giants	9	7	0	.563	429	344
Dallas	8	8	0	.500	376	400
Philadelphia	4	12	0	.250	280	444

### NFC NORTH

Team	W	L	T	Pct	PF	PA
y-Green Bay	11	5	0	.688	433	336
x-Minnesota	10	6	0	.625	379	348
Chicago	10	6	0	.625	375	277
Detroit	4	12	0	.250	372	437

### NFC SOUTH

Team	W	L	T	Pct	PF	PA
*y-Atlanta	13	3	0	.813	419	299
Carolina	7	9	0	.438	357	363
New Orleans	7	9	0	.438	461	454
Tampa Bay	7	9	0	.438	389	394

### NFC WEST

Team	W	L	T	Pct	PF	PA
y-San Francisco	11	4	1	.719	397	273
x-Seattle	11	5	0	.688	412	245
St. Louis	7	8	1	.469	299	348
Arizona	5	11	0	.313	250	357

x - Playoffs; y - Division Title; z - First-round Bye; \* - Home-field Advantage

## WILD CARD PLAYOFF GAMES

1/5 - at Houston 19, Cincinnati 13  
 1/6 - at Green Bay 24, Minnesota 10  
 1/6 - at Baltimore 24, Indianapolis 9  
 1/6 - Seattle 24, at Washington 14

## DIVISIONAL PLAYOFF GAMES

1/12 - Baltimore 38, at Denver 35 (OT)  
 1/12 - at San Francisco 45, Green Bay 31  
 1/13 - at Atlanta 30, Seattle 28  
 1/13 - at New England 41, Houston 28

## CONFERENCE CHAMPIONSHIPS

1/20 - San Francisco 28, at Atlanta 24  
 1/20 - Baltimore 28, at New England 13

## SUPER BOWL XLVII (NEW ORLEANS)

2/3 - Baltimore 34, San Francisco 31



# 2011 FINAL STATISTICS (8-8)

Head Coach: John Fox    AFC West: 1st    Home Stadium: Sports Authority Field at Mile High

Date	W-L	Score	Opponent	Attendance	RUSHING	No.	Yds.	Avg.	Long	TD
Sept 12	L	20-23	Oakland	75,671	McGahee	249	1199	4.8	60t	4
Sept 18	W	24-22	Cincinnati	73,281	Tebow	122	660	5.4	32	6
Sept 25	L	14-17	at Tennessee	69,143	Ball	96	402	4.2	34	1
Oct 2	L	23-49	at Green Bay	70,529	Moreno	37	179	4.8	24	0
Oct 9	L	24-29	San Diego	74,895	J.Johnson	14	77	5.5	25	0
Oct 23	W	18-15	at Miami (OT)	63,800	Royal	7	48	6.9	11	0
Oct 30	L	10-45	Detroit	74,977	Larsen	14	44	3.1	6	0
Nov 6	W	38-24	at Oakland	58,125	Orton	5	17	3.4	13	0
Nov 13	W	17-10	at Kansas City	72,908	D.Thomas	1	5	5.0	5	0
Nov 17	W	17-13	New York Jets	74,746	Decker	1	1	1.0	1	0
Nov 27	W	16-13	at San Diego (OT)	64,436	<b>BRONCOS</b>	<b>546</b>	<b>2632</b>	<b>4.8</b>	<b>60t</b>	<b>11</b>
Dec 4	W	35-32	at Minnesota	62,939	<b>OPPONENTS</b>	<b>488</b>	<b>2021</b>	<b>4.1</b>	<b>47</b>	<b>11</b>
Dec 11	W	13-10	Chicago (OT)	76,487	<b>RECEIVING</b>	<b>No.</b>	<b>Yds.</b>	<b>Avg.</b>	<b>Long</b>	<b>TD</b>
Dec 18	L	23-41	New England	76,556	Decker	44	612	13.9	56t	8
Dec 24	L	14-40	at Buffalo	45,112	D.Thomas	32	551	17.2	47	4
Jan 1	L	3-7	Kansas City	76,005	Lloyd	19	283	14.9	44	0
					Fells	19	256	13.5	32	3
					Royal	19	155	8.2	26t	1
					Willis	18	267	14.8	42	1
					Ball	16	148	9.3	34	1
					McGahee	12	51	4.3	12	1
					Moreno	11	101	9.2	28t	1
					Larsen	9	76	8.4	16	0
					Rosario	7	117	16.7	32	0
					J.Johnson	7	62	8.9	17	0
					Green	3	24	8.0	9	0
					J.Thomas	1	5	5.0	5	0
					<b>BRONCOS</b>	<b>217</b>	<b>2708</b>	<b>12.5</b>	<b>56t</b>	<b>20</b>
					<b>OPPONENTS</b>	<b>333</b>	<b>3987</b>	<b>12.0</b>	<b>84</b>	<b>24</b>

TEAM STATISTICS	Den	Opp
TOTAL FIRST DOWNS	286	315
Rushing	129	101
Passing	130	182
Penalty	27	32
3RD DOWN: MADE/ATT	66/214	73/218
3rd Down Pct.	30.8	33.5
4TH DOWN: MADE/ATT	3/13	3/9
4th Down Pct.	23.1	33.3
POSSESSION AVG.	28:51	31:09
TOTAL NET YARDS	5066	5725
Avg. Per Game	316.6	357.8
Total Plays	1017	1063
Avg. Per Play	5.0	5.4
NET YARDS RUSHING	2632	2021
Avg. Per Game	164.5	126.3
Total Rushes	546	488
NET YARDS PASSING	2434	3704
Avg. Per Game	152.1	231.5
Sacked/Yards Lost	42/274	41/283
Gross Yards	2708	3987
Att./Completions	429/217	534/333
Completion Pct.	50.6	62.4
Had Intercepted	13	9
PUNTS/AVERAGE	101/47.4	92/47.3
NET PUNTING AVG.	40.2	38.2
PENALTIES/YARDS	101/842	99/845
FUMBLES/BALL LOST	30/17	19/9
TOUCHDOWNS	36	42
Rushing	11	11
Passing	20	24
Returns	5	7

SCORE BY PERIODS	1	2	3	4	OT	PTS
<b>BRONCOS</b>	74	33	75	118	9	309
<b>OPPONENTS</b>	52	154	91	93	0	390

SCORING	TD	Ru	Pa	Ret	PAT	FG	S	PTS
Prater	0	0	0	0	30/30	19/25	0	87
Decker	9	0	8	1	0/0	0/0	0	54
Tebow	6	6	0	0	0/0	0/0	0	40
McGahee	5	4	1	0	0/0	0/0	0	32
D.Thomas	4	0	4	0	0/0	0/0	0	24
Fells	3	0	3	0	0/0	0/0	0	18
Royal	2	0	1	1	0/0	0/0	0	12
Ball	2	1	1	0	0/0	0/0	0	12
Moreno	1	0	1	0	0/0	0/0	0	6
Vaughn	1	0	0	1	0/0	0/0	0	6
Goodman	1	0	0	1	0/0	0/0	0	6
Haggan	1	0	0	1	0/0	0/0	0	6
Willis	1	0	1	0	0/0	0/0	0	6
<b>BRONCOS</b>	<b>36</b>	<b>11</b>	<b>20</b>	<b>5</b>	<b>30/30</b>	<b>19/25</b>	<b>0</b>	<b>309</b>
<b>OPPONENTS</b>	<b>42</b>	<b>11</b>	<b>24</b>	<b>7</b>	<b>40/40</b>	<b>32/39</b>	<b>0</b>	<b>390</b>

2-PT. CONVERSIONS: Tebow 2, McGahee 1, **BRONCOS 3-6, OPPONENTS 0-2**

**SACKS:** Miller 11.5, Dumervil 9.5, Williams 5.0, McBean 4.0, Dawkins 3.0, Ayers 3.0, Wilhite 2.0, Hunter 1.0, Q.Carter 1.0, **BRONCOS 40.0, OPPONENTS 41.0**

**FUM/Lost:** Tebow 13/6, McGahee 4/3, Ball 2/2, Orton 2/2, Cosby 2/1, Fells 2/1, Decker 1/1, Moreno 1/1, Goodman 1/1, Lloyd 1/0

INTERCEPTIONS	No.	Yds.	Avg.	Long	TD
Goodman	2	46	23.0	26t	1
Bailey	2	0	0.0	0	0
Vaughn	1	55	55.0	55t	1
Moore	1	18	18.0	18	0
Haggan	1	16	16.0	16t	1
C.Harris	1	15	15.0	15	0
Wilhite	1	2	2.0	2	0
<b>BRONCOS</b>	<b>9</b>	<b>152</b>	<b>16.9</b>	<b>55t</b>	<b>3</b>
<b>OPPONENTS</b>	<b>13</b>	<b>276</b>	<b>21.2</b>	<b>100t</b>	<b>3</b>

PUNTING	No.	Yds.	Avg.	Net	TB	In20	Long	B
Colquitt	101	4783	47.4	40.2	7	33	66	0
<b>BRONCOS</b>	<b>101</b>	<b>4783</b>	<b>47.4</b>	<b>40.2</b>	<b>7</b>	<b>33</b>	<b>66</b>	<b>0</b>
<b>OPPONENTS</b>	<b>92</b>	<b>4350</b>	<b>47.3</b>	<b>38.2</b>	<b>12</b>	<b>30</b>	<b>77</b>	<b>0</b>

PUNT RETURNS	No.	FC	Yds.	Avg.	Long	TD
Cosby	27	9	269	10.0	30	0
Royal	12	9	194	16.2	85t	1
Decker	6	1	133	22.2	90t	1
Goodman	1	0	0	0.0	0	0
Willis	1	0	0	0.0	0	0
<b>BRONCOS</b>	<b>47</b>	<b>19</b>	<b>596</b>	<b>12.7</b>	<b>90t</b>	<b>2</b>
<b>OPPONENTS</b>	<b>51</b>	<b>27</b>	<b>585</b>	<b>11.5</b>	<b>80t</b>	<b>1</b>

KICKOFF RETURNS	No.	Yds.	Avg.	Long	TD
Cosby	17	457	26.9	63	0
Willis	8	163	20.4	29	0
Vaughn	7	210	30.0	67	0
Royal	3	47	15.7	20	0
Decker	2	50	25.0	34	0
Fells	1	20	20.0	20	0
Ball	1	9	9.0	9	0
<b>BRONCOS</b>	<b>39</b>	<b>956</b>	<b>24.5</b>	<b>67</b>	<b>0</b>
<b>OPPONENTS</b>	<b>20</b>	<b>491</b>	<b>24.6</b>	<b>40</b>	<b>0</b>

FIELD GOALS	1-19	20-29	30-39	40-49	50+
Prater	0/0	5/6	8/8	3/7	3/4
<b>BRONCOS</b>	<b>0/0</b>	<b>5/6</b>	<b>8/8</b>	<b>3/7</b>	<b>3/4</b>
<b>OPPONENTS</b>	<b>0/0</b>	<b>12/12</b>	<b>9/10</b>	<b>6/9</b>	<b>5/8</b>

**PRATER:** (286.56N.30G)(34G)(127G)(35G)(49N.43N.52G)(39G)(43N.43G)(38G.41N)(37G)(41G.24G.37G)(46G.23G)(288.59G.51G)(26G)(138G)

**OPPONENTS:** (45G.21G.63G)(45G.37G.23G)(46G)(124G.32G.28G.51G.35G)(38G.36G.43G)(50G)(48G)(32G)(52N.21G.61N.45G)(53G.25G.48N.53N)(40G.25G.39G)(57G)(21G.34G)(45N.31N.28G.25G.25G.29G)(1)

PASSING	Att.	Comp.	Yds.	Comp.%	Yds/Att.	TD	TD%	Int	Int%	Long	Sack/Lost	Rating
Tebow	271	126	1729	46.5%	6.4	12	4.4%	6	2.2%	56t	33/225	72.9
Orton	155	91	979	58.7%	6.3	8	5.2%	7	4.5%	52t	9/49	75.7
Colquitt	1	0	0	0.0%	0.0	0	0.0%	0	0.0%	0	0/0	39.6
Decker	1	0	0	0.0%	0.0	0	0.0%	0	0.0%	0	0/0	39.6
D.Thomas	1	0	0	0.0%	0.0	0	0.0%	0	0.0%	0	0/0	39.6
<b>BRONCOS</b>	<b>429</b>	<b>217</b>	<b>2708</b>	<b>50.6%</b>	<b>6.3</b>	<b>20</b>	<b>4.7%</b>	<b>13</b>	<b>3.0%</b>	<b>56t</b>	<b>42/274</b>	<b>73.4</b>
<b>OPPONENTS</b>	<b>534</b>	<b>333</b>	<b>3987</b>	<b>62.4%</b>	<b>7.5</b>	<b>24</b>	<b>4.5%</b>	<b>9</b>	<b>1.7%</b>	<b>84</b>	<b>41/283</b>	<b>93.1</b>

## 2011 DEFENSIVE STATS

(based on unofficial press box statistics)

	TT	UT	A	S-YDS	I-YDS	PD	FF	FR
1 Williams	90	70	20	5-38	0-0	2	3	1
2 Woodyard	87	60	27	0-0	0-0	2	1	0
3 Mays	74	63	11	0-0	0-0	2	0	0
4 C. Harris	65	56	9	0-0	1-15	6	0	0
5 Miller	64	50	14	11.5-77	0-0	4	2	0
6 Dawkins	51	38	13	3-38	0-0	6	1	0
7 Q. Carter	49	41	8	1-4	0-0	0	0	0
8 Goodman	49	41	8	0-0	2-46	10	0	1
9 Bunkley	43	33	10	0-0	0-0	0	0	0
10 M. Thomas	43	29	14	0-0	0-0	1	0	1
11 Dumervil	42	31	11	9.5-63	0-0	1	0	1
12 Bailey	39	35	4	0-0	2-0	10	1	0
13 Ayers	39	25	14	3-12	0-0	2	1	1
14 McBean	33	19	14	4-10	0-0	0	0	0
15 Moore	31	28	3	0-0	1-18	2	0	1
16 Wilhite	26	23	3	2-18	1-2	2	0	0
17 Haggan	21	12	9	0-0	1-16	1	0	0
18 Hunter	20	16	4	1-6	0-0	1	1	1
19 Vaughn	19	15	4	0-0	1-55	4	0	0
20 Bruton	12	12	0	0-0	0-0	3	0	0
21 Unrein	7	5	2	0-0	0-0	0	0	0
22 Vickerson	4	2	2	0-0	0-0	0	0	0
23 Harvey	4	2	2	0-0	0-0	0	0	1
24 TEAM	3	3	0	0-0	0-0	0	0	0
25 McCarthy	2	2	0	0-0	0-0	0	0	0
26 Cosby	1	1	0	0-0	0-0	0	0	0
<b>TOTALS</b>	<b>918</b>	<b>713</b>	<b>205</b>	<b>40-266</b>	<b>9-152</b>	<b>59</b>	<b>10</b>	<b>7</b>

## 2011 GAMES STARTED

### OFFENSE

QB Orton, Kyle	5	DE Ayers, Robert	13
QB Tebow, Tim	11	DE Dumervil, Elvis	14
RB McGahee, Willis	14	DE Hunter, Jason	2
RB Moreno, Knowshon	2	DL McBean, Ryan	3
FB Larsen, Spencer	6	DT Bunkley, Brodrick	13
WR Decker, Eric	13	DT Thomas, Marcus	11
WR Lloyd, Brandon	4	DT Vickerson, Kevin	4
WR Royal, Eddie	8	SLB Haggan, Mario	1
WR Thomas, Demaryius	5	SLB Miller, Von	15
TE Clark, Chris	6	MLB Mays, Joe	12
TE Fells, Daniel	15	WLB Williams, D.J.	13
TE Green, Virgil	3	LB Woodyard, Wesley	7
TEFB Rosario, Dante	3	CB Bailey, Champ	13
TE Thomas, Julius	1	CB Goodman, André	16
C Walton, J.D.	16	CB Vaughn, Cassius	3
T Clady, Ryan	16	DB Harris, Chris	4
T Franklin, Orlando	16	DB Wilhite, Jonathan	2
G Beadles, Zane	16	S Bruton, David	1
G Kuper, Chris	16	S Carter, Quinton	10
		S Dawkins, Brian	12
		S Moore, Rahim	7

## 2011 COACHES

**John Fox** (Head Coach), **Dennis Allen** (Defensive Coordinator), **Mike McCoy** (Offensive Coordinator), **Jeff Rodgers** (Special Teams Coordinator), **Clancy Barone** (Tight Ends), **Keith Burns** (Assistant Special Teams), **Brian Callahan** (Quality Control-Offense), **Adam Gase** (Quarterbacks), **Sam Games** (Assistant Secondary), **Justin Lovett** (Strength & Conditioning Assistant), **Dave Magaz** (Offensive Line), **Ron Milus** (Secondary), **Wayne Nunneley** (Defensive Line), **Jay Rodgers** (Quality Control-Defense), **Greg Saporita** (Strength & Conditioning Assistant), **Richard Smith** (Linebackers), **Eric Studesville** (Running Backs), **Tyke Tolbert** (Wide Receivers), **Rich Tuten** (Strength & Conditioning).

## 2011 LEADERS / RANKINGS

INDIVIDUAL	PLAYER	NO.	AFC RANK	NFL RANK	NFL LEADER	NO.
Points	Prater	87	17	35	Akers (SF)	166
Rushing Yards	McGahee	1,199	4	8	Jones-Drew (JAC)	1,606
Passing Yards	Tebow	1,729	14	31	Brees (NO)	5,476
Passer Rating	Tebow	72.9	14	27	Rodgers (GB)	122.5
Receiving Yards	Decker	612	32	70	Johnson (DET)	1,681
Receptions	Decker	44	42	85	Walker (NE)	122
Interceptions	Bailey/Goodman	2	23	63	Three players	7
Sacks	Miller	11.5	31	9	Allen (MIN)	22.0
<hr/>						
OFFENSE		NO.	AFC RANK	NFL RANK	NFL LEADER	NO.
Points Per Game		19.3	12	25	Green Bay	35.0
Total Yards Per Game		316.6	11	23	New Orleans	467.1
Yards Per Play		5.0	11	25	New Orleans	6.7
Rushing Yards Per Game		164.5	1	1	Denver	164.5
Net Passing Yards Per Game		152.1	15	31	New Orleans	334.2
<hr/>						
DEFENSE		NO.	AFC RANK	NFL RANK	NFL LEADER	NO.
Points Per Game		24.4	13	24	Pittsburgh	14.2
Total Yards Per Game		357.8	12	20	Pittsburgh	271.8
Yards Per Play		5.4	11	29	Pittsburgh	4.5
Rushing Yards Per Game		126.3	10	20	San Francisco	77.3
Net Passing Yards Per Game		231.5	12	18	Pittsburgh	171.9

## 2011 KEY AWARDS

**Pro Bowl (2):** CB Champ Bailey, WR Brandon Lloyd, RB Willis McGahee, LB Von Miller. **AP All-Pro (1):** WR Brandon Lloyd (second team).

## 2011 NFL STANDINGS

### AFC EAST

Team	W	L	T	Pct	PF	PA
*yz-New England	13	3	0	.813	513	342
New York Jets	8	8	0	.500	377	363
Miami	6	10	0	.375	329	313
Buffalo	6	10	0	.375	372	434

### AFC NORTH

Team	W	L	T	Pct	PF	PA
yz-Baltimore	12	4	0	.750	378	266
x-Pittsburgh	12	4	0	.750	325	227
x-Cincinnati	9	7	0	.563	344	323
Cleveland	4	12	0	.250	218	307

### AFC SOUTH

Team	W	L	T	Pct	PF	PA
y-Houston	10	6	0	.625	381	278
Tennessee	9	7	0	.563	325	317
Jacksonville	5	11	0	.313	243	329
Indianapolis	2	14	0	.125	243	430

### AFC WEST

Team	W	L	T	Pct	PF	PA
y-Denver	8	8	0	.500	309	390
San Diego	8	8	0	.500	406	377
Oakland	8	8	0	.500	359	433
Kansas City	7	9	0	.438	212	338

### NFC EAST

Team	W	L	T	Pct	PF	PA
y-New York Giants	9	7	0	.563	394	400
Philadelphia	8	8	0	.500	396	328
Dallas	8	8	0	.500	369	347
Washington	5	11	0	.313	288	367

### NFC NORTH

Team	W	L	T	Pct	PF	PA
*yz-Green Bay	15	1	0	.938	560	359
x-Detroit	10	6	0	.625	474	387
Chicago	8	8	0	.500	353	341
Minnesota	3	13	0	.188	340	449

### NFC SOUTH

Team	W	L	T	Pct	PF	PA
y-New Orleans	13	3	0	.813	547	339
x-Atlanta	10	6	0	.625	402	350
Carolina	6	10	0	.375	406	429
Tampa Bay	4	12	0	.250	287	494

### NFC WEST

Team	W	L	T	Pct	PF	PA
yz-San Francisco	13	3	0	.813	380	229
Arizona	8	8	0	.500	312	348
Seattle	7	9	0	.438	321	315
St. Louis	2	14	0	.125	193	407

x - Playoffs; y - Division Title; z - First-round Bye; \* - Home-field Advantage

## WILD CARD PLAYOFF GAMES

1/7 - at Houston 31, Cincinnati 10  
1/7 - at New Orleans 45, Detroit 28  
1/8 - New York Giants 24, at Atlanta 2  
1/8 - at Denver 29, Pittsburgh 23 (OT)

## DIVISIONAL PLAYOFF GAMES

1/14 - at San Francisco 36, New Orleans 32  
1/14 - at New England 45, Denver 10  
1/15 - at Baltimore 20, Houston 13  
1/15 - New York Giants 37, at Green Bay 20

## CONFERENCE CHAMPIONSHIPS

1/22 - at New England 23, Baltimore 20  
1/22 - New York Giants 20, at San Francisco 17

## SUPER BOWL XLVI (INDIANAPOLIS)

2/5 - New York Giants 21, New England 17



# 2010 FINAL STATISTICS (4-12)

Head Coach: Josh McDaniels (12) / Eric Studesville (4) AFC West: 4th Home Stadium: INVESCO Field at Mile High

Date	W-L	Score	Opponent	Attendance
Sept 12	L	17-24	at Jacksonville	63,636
Sept 19	W	31-14	Seattle	75,130
Sept 26	L	13-27	Indianapolis	76,401
Oct 3	W	26-20	at Tennessee	69,143
Oct 10	L	17-31	at Baltimore	71,246
Oct 17	L	20-24	N.Y. Jets	75,982
Oct 24	L	14-59	Oakland	75,835
Oct 31	L	16-24	at San Francisco (London)	83,941
Nov 14	W	49-29	Kansas City	75,334
Nov 22	L	14-35	at San Diego	68,482
Nov 28	L	33-36	St. Louis	72,736
Dec 5	L	6-10	at Kansas City	67,267
Dec 12	L	13-43	at Arizona	62,223
Dec 19	L	23-39	at Oakland	44,246
Dec 26	W	24-23	Houston	73,691
Jan 2	L	28-33	San Diego	74,155

TEAM STATISTICS	Den	Opp
TOTAL FIRST DOWNS	309	334
Rushing	81	126
Passing	204	184
Penalty	24	24
3RD DOWN: MADE/ATT	67/207	80/209
3rd Down Pct.	32.4	38.3
4TH DOWN: MADE/ATT	6/19	10/16
4th Down Pct.	31.6	62.5
POSSESSION AVG.	28:09	31:51
TOTAL NET YARDS	5582	6253
Avg. Per Game	348.9	390.8
Total Plays	1018	1056
Avg. Per Play	5.5	5.9
NET YARDS RUSHING	1544	2473
Avg. Per Game	96.5	154.6
Total Rushes	398	531
NET YARDS PASSING	4038	3780
Avg. Per Game	252.4	236.3
Sacked/Yards Lost	40/269	23/156
Gross Yards	4307	3936
Att./Completions	580/334	502/297
Completion Pct.	57.6	59.2
Had Intercepted	12	10
PUNTS/AVERAGE	86/44.6	73/43.4
NET PUNTING AVG.	36.6	37.1
PENALTIES/YARDS	98/944	98/921
FUMBLES/BALL LOST	29/15	22/8
TOUCHDOWNS	40	55
Rushing	13	26
Passing	25	26
Returns	2	3

SCORE BY PERIODS	1	2	3	4	OT	PTS
BRONCOS	69	77	78	120	0	344
OPPONENTS	85	143	104	139	0	471

SCORING	TD	Ru	Pa	Ret	PAT	FG	\$	PTS
Prater	0	0	0	0	28/29	16/18	0	76
Lloyd	11	0	11	0	0/0	0/0	0	66
Moreno	8	5	3	0	0/0	0/0	0	48
Tebow	6	6	0	0	0/0	0/0	0	36
Hauschka	0	0	0	0	10/10	6/7	0	28
Buckhalter	4	2	2	0	0/0	0/0	0	24
Royal	3	0	3	0	0/0	0/0	0	18
Gaffney	2	0	2	0	0/0	0/0	0	12
Thomas	2	0	2	0	0/0	0/0	0	12
Hunter	1	0	0	1	0/0	0/0	0	6
Larsen	1	0	1	0	0/0	0/0	0	6
Vaughn	1	0	0	1	0/0	0/0	0	6
Decker	1	0	1	0	0/0	0/0	0	6
BRONCOS	40	13	25	2	38/39	22/25	0	344
OPPONENTS	55	26	26	3	52/53	29/36	0	471

2-PT. CONVERSIONS: BRONCOS 0-1, OPPONENTS 0-2

SACKS: D. Williams 5.5, Haggan 5.0, Hunter 3.0, Dawkins 2.0, Vickerson 2.0, Ayers 1.5, Woodyard 1.0, Bailey 1.0, BRONCOS 23.0, OPPONENTS 40.0

FUM/Lost: Orton 4/4, Royal 4/2, Moreno 3/2, Thomas 3/2, Buckhalter 1/1, Thompson 3/1, Walton 1/1, Decker 3/1, Cox 1/1

RUSHING	No.	Yds.	Avg.	Long	TD
Moreno	182	779	4.3	35	5
Tebow	43	227	5.3	40t	6
Ball	41	158	3.9	19	0
Buckhalter	59	147	2.5	13	2
Orton	22	98	4.5	14	0
Maroney	36	74	2.1	13	0
Royal	6	61	10.2	20	0
Larsen	3	18	6.0	14	0
D.Thomas	2	1	0.5	1	0
Colquitt	1	0	—	0	0
Brown	2	-1	-0.5	0	0
Lloyd	1	-18	-18.0	-18	0
BRONCOS	398	1544	3.9	40t	13
OPPONENTS	531	2473	4.7	71t	26

RECEIVING	No.	Yds.	Avg.	Long	TD
Lloyd	77	1448	18.8	71	11
Gaffney	65	875	13.5	50	2
Royal	59	627	10.6	41	3
Moreno	37	372	10.1	45	3
Buckhalter	28	240	8.6	23t	2
D.Thomas	22	283	12.9	31	2
Graham	18	148	8.2	28	0
Gronkowski	8	65	8.1	13	0
Decker	6	106	17.7	38	1
Larsen	5	51	10.2	29	1
Maroney	4	50	12.5	28	0
Ball	3	16	5.3	13	0
Willis	1	17	17.0	17	0
R.Quinn	1	9	9.0	9	0
BRONCOS	334	4307	12.9	71	25
OPPONENTS	297	3936	13.3	73t	26

INTERCEPTIONS	No.	Yds.	Avg.	Long	TD
Hill	2	67	33.5	36	0
Thompson	2	20	10.0	18	0
Bailey	2	0	—	0	0
Cox	1	15	15.0	15	0
Hunter	1	14	14.0	14	0
Vickerson	1	4	4.0	4	0
Dawkins	1	-2	-2.0	-2	0
BRONCOS	10	118	11.8	36	0
OPPONENTS	12	255	21.3	44	1

PUNTING	No.	Yds.	Avg.	Net	TB	In20	Long	B
Colquitt	86	3835	44.6	36.6	7	19	63	0
BRONCOS	86	3835	44.6	36.6	7	19	63	0
OPPONENTS	73	3169	43.4	37.1	7	27	61	0

PUNT RETURNS	No.	FC	Yds.	Avg.	Long	TD
Royal	25	12	298	11.9	33	0
Thompson	3	2	18	6.0	10	0
Cox	3	1	7	2.3	4	0
BRONCOS	31	15	323	10.4	33	0
OPPONENTS	50	17	550	11	63	0

KICKOFF RETURNS	No.	Yds.	Avg.	Long	TD
Decker	22	556	25.3	51	0
D.Thomas	16	398	24.9	65	0
Cox	9	172	19.1	30	0
Royal	5	107	21.4	33	0
Larsen	3	44	14.7	19	0
Vaughn	2	125	62.5	97t	1
Ball	2	33	16.5	18	0
BRONCOS	59	1435	24.3	97t	1
OPPONENTS	51	1259	24.7	98t	1

FIELD GOALS	1-19	20-29	30-39	40-49	50+
Prater	0/0	3/3	7/7	4/5	2/3
Hauschka	0/0	1/1	3/3	2/3	0/0
BRONCOS	0/0	4/4	10/10	6/8	2/3
OPPONENTS	0/0	3/3	10/11	11/13	5/9

PRATER: (54G)(20G)(25G,34G)(36G,36G,35G,36G)(38G)(59G,49N,48G)(32G)(58N)(49G,40G)(25G,41G) HAUSCHKA: (32G,40N,30G)(46G,35G,45G)(27G)(1)

OPPONENTS: (45G)(1)(38G,33G)(35N,55G,46G)(37G)(56G)(31G)(34G,52N)(52N,40G)(52N)(28G,37G,45N,26G)(47G)(36G,48G,55G,49N,49G)(49G,35G,47G)(34G,54G,57G)(42G,45G,47G,37G,53N)

PASSING	Att.	Comp.	Yds.	Comp.%	Yds/Att.	TD	TD%	Int	Int%	Long	Sack/Lost	Rating
Orton	498	293	3653	58.8%	7.3	20	4.0%	9	1.8%	71	34/243	87.5
Tebow	82	41	654	50.0%	8.0	5	6.1%	3	3.7%	50	6/26	82.1
BRONCOS	580	334	4307	57.6%	7.4	25	4.3%	12	2.1%	71	40/269	86.8
OPPONENTS	502	297	3936	59.2%	7.8	26	5.2%	10	2.0%	73t	23/156	93.0

## 2010 DEFENSIVE STATS

(based on unofficial press box statistics)

	TT	UT	A	S-YDS	I-YDS	PD	FF	FR
1 D. Williams	119	94	25	5.5-28.5	0-0	9	1	1
2 Haggan	87	75	12	5-45	0-0	1	2	1
3 Dawkins	66	55	11	2-12	1-2	5	2	0
4 Hill	63	54	9	0-0	2-67	4	1	1
5 Hunter	58	47	11	3-30	1-14	2	1	2
6 Cox	55	54	1	0-0	1-15	14	2	0
7 Jones	51	43	8	0-0	0-0	3	0	0
8 J. Williams	47	31	16	0-0	0-0	1	0	0
9 Bailey	45	41	4	1-9	2-0	13	0	0
10 Vickerson	42	33	9	2-4	1-4	3	1	0
11 Ayers	39	32	7	1.5-6.5	0-0	1	0	0
12 M. Thomas	36	30	6	1-3	0-0	1	0	0
13 Bannan	35	25	10	1-8	0-0	4	1	0
14 Mays	31	26	5	0-0	0-0	1	0	0
15 Woodyard	23	20	3	1-10	0-0	0	0	0
16 Fields	22	14	8	0-0	0-0	0	0	0
17 McBean	18	12	6	0-0	0-0	0	0	1
18 Goodman	17	17	0	0-0	0-0	8	0	0
19 McBath	15	15	0	0-0	0-0	1	0	0
20 Bruton	14	12	2	0-0	0-0	1	0	0
21 Thompson	10	7	3	0-0	2-20	4	0	0
22 Moss	3	2	1	0-0	0-0	0	0	0
23 Vaughn	3	3	0	0-0	0-0	0	0	0
24 McCarthy	2	1	1	0-0	0-0	0	0	0
25 Alexander	1	1	0	0-0	0-0	1	0	0
Royal	1	1	0	0-0	0-0	0	0	0
<b>TOTALS</b>	<b>904</b>	<b>746</b>	<b>158</b>	<b>23-156</b>	<b>10-118</b>	<b>77</b>	<b>12</b>	<b>6</b>

## 2010 GAMES STARTED

OFFENSE		DEFENSE	
QB Orton, Kyle	13	DL Bannan, Justin	16
QB Tebow, Tim	3	DE McBean, Ryan	4
RB Maroney, Laurence	3	DE Vickerson, Kevin	12
RB Moreno, Knowshon	13	DL Thomas, Marcus	2
FB Larsen, Spencer	5	NT Williams, Jamal	16
WR Gaffney, Jabar	11	ILB Mays, Joe	4
WR Lloyd, Brandon	11	ILB Williams, D.J.	15
WR Royal, Eddie	10	ILB Woodyard, Wesley	3
WR Thomas, Demaryius	2	LB Haggan, Mario	16
TE Graham, Daniel	16	OLB Ayers, Robert	10
TE/FB Gronkowski, Dan	4	OLB Hunter, Jason	12
TE Quinn, Richard	4	CB Bailey, Champ	15
C Walton, J.D.	16	CB Cox, Perrish	9
T Clady, Ryan	16	CB Goodman, André	8
T Harris, Ryan	10	DB Jones, Nate	3
G/T Beadles, Zane	14	S Bruton, David	2
G Daniels, Stanley	4	S Dawkins, Brian	11
G/TE Hochstein, Russ	6	S Hill, Renaldo	16
K Kuper, Chris	15	S McBath, Darcel	1

## 2010 COACHES

**Josh McDaniels** (Head Coach - First 12 Gms.), **Don Martindale** (Defensive Coordinator), **Mike McCoy** (Offensive Coordinator), **Mike Priefer** (Special Teams Coordinator), **Brian Aulerman** (Defensive Assistant), **Clancy Barone** (Offensive Line), **Keith Burns** (Assistant Special Teams), **Brian Callahan** (Coaching Assistant), **Ed Donatelli** (Secondary), **Adam Gase** (Wide Receivers), **Ben Ligschiesky** (Tight Ends), **Justin Lovett** (Strength & Conditioning Assistant), **Ben McDaniels** (Quarterbacks), **Wayne Nunneley** (Defensive Line), **Roman Phifer** (Assistant Linebackers), **Jay Rodgers** (Coaching Assistant), **Greg Saporta** (Strength & Conditioning Assistant), **Eric Stutesville** (Running Backs / Head Coach - Final 4 Gms.), **Mark Thewes** (V.P. of Team Admin./Asst. to Head Coach), **Rich Tulen** (Strength & Conditioning), **Bob Wylie** (Assistant Offensive Line).

## 2010 LEADERS / RANKINGS

INDIVIDUAL	PLAYER	NO.	AFC RANK	NFL RANK	NFL LEADER	NO.
Points	Prater	76	13	28	Akers (PHI)	143
Rushing Yards	Moreno	779	14	24	Foster (HOU)	1,616
Passing Yards	Orton	3,653	6	10	Rivers (SD)	4,710
Passer Rating	Orton	87.5	9	15	Brady (NE)	111.0
Receiving Yards	Lloyd	1,448	1	1	Lloyd (DEN)	1,448
Receptions	Lloyd	77	7	151	White (ATL)	115
Interceptions	Bailey/Hill/Thompson	2	241	581	Reed (BAL)	8
Sacks	D. Williams	5.5	221	491	Ware (DAL)	15.5
OFFENSE		NO.	AFC RANK	NFL RANK	NFL LEADER	NO.
Points Per Game		21.5	12	19	New England	32.4
Total Yards Per Game		348.9	8	13	San Diego	395.6
Yards Per Play		5.5	6	12	San Diego	6.1
Rushing Yards Per Game		96.5	14	26	Kansas City	164.2
Net Passing Yards Per Game		252.4	4	7	Indianapolis	288.1
DEFENSE		NO.	AFC RANK	NFL RANK	NFL LEADER	NO.
Points Per Game		29.4	16	32	Pittsburgh	14.5
Total Yards Per Game		390.8	16	32	San Diego	271.6
Yards Per Play		5.9	14	29	Pittsburgh	4.6
Rushing Yards Per Game		154.6	15	31	Pittsburgh	62.8
Net Passing Yards Per Game		236.3	12	25	San Diego	177.8

## 2010 KEY AWARDS

**Pro Bowl (2):** CB Champ Bailey, WR Brandon Lloyd. **AP All-Pro (1):** WR Brandon Lloyd (second team).

## 2010 NFL STANDINGS

### AFC EAST

Team	W	L	T	Pct	PF	PA
*yz-New England	11	2	0	.875	518	313
x-New York Jets	14	5	0	.688	367	304
Miami	7	9	0	.438	273	333
Buffalo	4	12	0	.250	283	425

### AFC NORTH

Team	W	L	T	Pct	PF	PA
yz-Pittsburgh	12	4	0	.750	375	232
x-Baltimore	12	4	0	.750	357	270
Cleveland	5	11	0	.313	271	332
Cincinnati	4	12	0	.250	322	395

### AFC SOUTH

Team	W	L	T	Pct	PF	PA
y-Indianapolis	10	6	0	.625	435	388
Jacksonville	8	8	0	.500	353	419
Houston	6	10	0	.375	390	427
Tennessee	6	10	0	.375	356	339

### AFC WEST

Team	W	L	T	Pct	PF	PA
y-Kansas City	10	6	0	.625	366	326
San Diego	9	7	0	.563	441	322
Oakland	8	8	0	.500	410	371
Denver	4	12	0	.250	344	471

### NFC EAST

Team	W	L	T	Pct	PF	PA
y-Philadelphia	10	6	0	.625	439	377
New York Giants	10	6	0	.625	394	347
Dallas	6	10	0	.375	394	436
Washington	6	10	0	.375	302	377

### NFC NORTH

Team	W	L	T	Pct	PF	PA
yz-Chicago	11	5	0	.688	334	286
x-Green Bay	10	6	0	.625	388	240
Detroit	6	10	0	.375	362	369
Minnesota	6	10	0	.375	281	348

### NFC SOUTH

Team	W	L	T	Pct	PF	PA
*yz-Atlanta	13	3	0	.813	414	288
x-New Orleans	11	5	0	.688	384	307
Tampa Bay	10	6	0	.625	341	317
Carolina	2	14	0	.125	196	408

### NFC WEST

Team	W	L	T	Pct	PF	PA
y-Seattle	7	9	0	.438	310	407
St. Louis	7	9	0	.438	289	328
San Francisco	6	10	0	.375	305	346
Arizona	5	11	0	.313	289	434

x - Playoffs; y - Division Title; z - First-round Bye; \* - Home-field Advantage

## WILD CARD PLAYOFF GAMES

- 1/8 - Seattle 41, at New Orleans 36
- 1/8 - New York Jets 17, at Indianapolis 16
- 1/9 - Green Bay 21, at Philadelphia 16

## DIVISIONAL PLAYOFF GAMES

- 1/15 - at Pittsburgh 31, Baltimore 24
- 1/15 - Green Bay 48, at Atlanta 21
- 1/16 - at Chicago 35, Seattle 24
- 1/16 - New York Jets 28, at New England 21

## CONFERENCE CHAMPIONSHIPS

- 1/23 - Green Bay 21, at Chicago 14
- 1/23 - at Pittsburgh 24, New York Jets 19

## SUPER BOWL XLV (NORTH TEXAS)

- 2/6 - Green Bay 31, Pittsburgh 25

# 2009 FINAL STATISTICS (8-8)

Head Coach: Josh McDaniels AFC West: 2nd Home Stadium: INVESCO Field at Mile High

Date	W-L	Score	Opponent	Attendance	RUSHING	No.	Yds.	Avg.	Long	TD
Sept 13	W	12-7	at Cincinnati	62,831	Moreno	247	947	3.8	36	7
Sept 20	W	27-6	Cleveland	73,931	Buckhalter	120	642	5.4	45t	1
Sept 27	W	23-3	at Oakland	45,602	Jordan	25	86	3.4	13	0
Oct 4	W	17-10	Dallas	76,440	Orton	24	71	3.0	13	0
Oct 11	W	20-17	New England (OT)	76,011	Hillis	13	54	4.2	13	1
Oct 19	W	34-23	at San Diego	68,615	Marshall	7	39	5.6	14	0
Nov 1	L	7-30	at Baltimore	71,132	Royal	1	1	1.0	1	0
Nov 9	L	10-28	Pittsburgh	76,716	Sims	3	-4	-1.3	-1	0
Nov 15	L	17-27	at Washington	85,247	<b>BRONCOS</b>	<b>440</b>	<b>1836</b>	<b>4.2</b>	<b>45t</b>	<b>9</b>
Nov 22	L	3-32	San Diego	74,707	<b>OPPONENTS</b>	<b>458</b>	<b>2059</b>	<b>4.5</b>	<b>56t</b>	<b>11</b>
Nov 26	W	26-6	New York Giants	74,896	<b>RECEIVING</b>	<b>No.</b>	<b>Yds.</b>	<b>Avg.</b>	<b>Long</b>	<b>TD</b>
Dec 6	W	44-13	at Kansas City	68,912	Marshall	101	1120	11.1	75t	10
Dec 13	L	16-28	at Indianapolis	67,248	Gaffney	54	732	13.6	49	2
Dec 20	L	19-20	Oakland	74,502	Royal	37	345	9.3	20	0
Dec 27	L	27-30	at Philadelphia	69,144	Scheffler	31	416	13.4	52	2
Jan 3	L	24-44	Kansas City	73,725	Buckhalter	31	240	7.7	30	0

TEAM STATISTICS				Den	Opp
TOTAL FIRST DOWNS				306	290
Rushing				95	99
Passing				186	167
Penalty				25	24
3RD DOWN: MADE/ATT				78/215	81/218
3rd Down Pct.				36.3	37.2
4TH DOWN: MADE/ATT				7/18	8/16
4th Down Pct.				38.9	50.0
POSSESSION AVG.				30:03	29:57
TOTAL NET YARDS				5463	5040
Avg. Per Game				341.4	315.0
Total Plays				1032	1007
Avg. Per Play				5.3	5.0
NET YARDS RUSHING				1836	2059
Avg. Per Game				114.8	128.7
Total Rushes				440	458
NET YARDS PASSING				3627	2981
Avg. Per Game				226.7	186.3
Sacked/Yards Lost				34/198	39/241
Gross Yards				3825	3222
Att./Completions				558/341	510/298
Completion Pct.				61.1	58.4
Had Intercepted				13	17
PUNTS/AVERAGE				78/43.4	76/46.3
NET PUNTING AVG.				78/36.7	76/40.0
PENALTIES/YARDS				93/800	78/726
FUMBLES/BALL LOST				15/10	30/13
TOUCHDOWNS				34	34
Rushing				9	11
Passing				21	18
Returns				4	5

SCORE BY PERIODS	1	2	3	4	OT	PTS
BRONCOS	57	80	101	85	3	326
OPPONENTS	84	82	57	101	0	324

SCORING	TD	Ru	Pa	Ret	PAT	FG	S	PTS
Prater	0	0	0	0	32/32	30/35	0	122
Marshall	10	0	10	0	0	0	0	60
Moreno	9	7	2	0	0	0	0	54
Stokley	4	0	4	0	0	0	0	24
Gaffney	2	0	2	0	0	0	0	12
Royal	2	0	0	2	0	0	0	12
Scheffler	2	0	2	0	0	0	0	12
Ayers	1	0	0	1	0	0	0	6
Buckhalter	1	1	0	0	0	0	0	6
Goodman	1	0	0	1	0	0	0	6
Graham	1	0	1	0	0	0	0	6
Hillis	1	1	0	0	0	0	0	6
<b>BRONCOS</b>	<b>34</b>	<b>9</b>	<b>21</b>	<b>4</b>	<b>32/32</b>	<b>30/35</b>	<b>0</b>	<b>326</b>
<b>OPPONENTS</b>	<b>34</b>	<b>11</b>	<b>18</b>	<b>5</b>	<b>33/34</b>	<b>29/31</b>	<b>0</b>	<b>324</b>

2-PT. CONVERSIONS: BRONCOS 0-2, OPPONENTS 0-0

SACKS: Dumervil 17, Holliday 5, Reid 4, Davis 3.5, D. Williams 3.5, Hill 2, Goodman 1, Haggan 1, Peterson 1, L. Smith 1, **BRONCOS 39.0, OPPONENTS 34.0**

FUM/Lost: Moreno 4/4, Orton 4/2, Buckhalter 3/2, Hillis 1/1, Polumbus 1/0, Royal 1/0, Simms 1/1

RECEIVING	No.	Yds.	Avg.	Long	TD
Marshall	101	1120	11.1	75t	10
Gaffney	54	732	13.6	49	2
Royal	37	345	9.3	20	0
Scheffler	31	416	13.4	52	2
Buckhalter	31	240	7.7	30	0
Graham	28	289	10.3	24	1
Moreno	28	213	7.6	27	2
Stokley	19	327	17.2	87t	4
Lloyd	8	117	14.6	44	0
Hillis	4	19	4.8	6	0
Kuper	0	*7	—	7	0
<b>BRONCOS</b>	<b>341</b>	<b>3825</b>	<b>11.2</b>	<b>87t</b>	<b>21</b>
<b>OPPONENTS</b>	<b>298</b>	<b>3222</b>	<b>10.8</b>	<b>53</b>	<b>18</b>

\*receiving yardage gained by lateral

INTERCEPTIONS	No.	Yds.	Avg.	Long	TD
Goodman	5	65	13.0	30	0
Bailey	3	18	6.0	11	0
McBath	2	28	14.0	25	0
Hill	2	18	9.0	18	0
Dawkins	2	0	0.0	0	0
Law	1	37	37.0	37	0
Scheffler	1	5	5.0	5	0
Woodyard	1	0	0.0	0	0
<b>BRONCOS</b>	<b>17</b>	<b>171</b>	<b>10.1</b>	<b>37</b>	<b>0</b>
<b>OPPONENTS</b>	<b>13</b>	<b>237</b>	<b>18.2</b>	<b>60t</b>	<b>3</b>

PUNTING	No.	Yds.	Avg.	Net	TB	In20	Long	B
Berger	51	2142	42.0	37.9	2	13	65	0
Kern TM	27	1245	46.1	34.5	6	9	64	0
<b>BRONCOS</b>	<b>78</b>	<b>3387</b>	<b>43.4</b>	<b>36.7</b>	<b>8</b>	<b>22</b>	<b>65</b>	<b>0</b>
<b>OPPONENTS</b>	<b>76</b>	<b>3520</b>	<b>46.3</b>	<b>40.0</b>	<b>3</b>	<b>27</b>	<b>65</b>	<b>0</b>

PUNT RETURNS	No.	FC	Yds.	Avg.	Long	TD
Royal	30	13	335	11.2	71t	1
A. Smith	10	3	47	4.7	21	0
McKinley	3	0	32	10.7	14	0
Hill	1	0	0	0.0	0	0
Barrett	0	0	5	—	5	0
<b>BRONCOS</b>	<b>44</b>	<b>16</b>	<b>419</b>	<b>9.5</b>	<b>71t</b>	<b>1</b>
<b>OPPONENTS</b>	<b>36</b>	<b>16</b>	<b>363</b>	<b>10.1</b>	<b>77t</b>	<b>1</b>

KICKOFF RETURNS	No.	Yds.	Avg.	Long	TD
Royal	26	621	23.9	93t	1
Buckhalter	8	184	23.0	41	0
McKinley	7	158	22.6	30	0
Hillis	6	134	22.3	24	0
A. Smith	4	75	18.8	23	0
Hochstein	1	6	6.0	6	0
Jordan	1	6	6.0	6	0
Larsen	1	13	13.0	13	0
Polumbus	1	0	0.0	0	0
Quinn	1	19	19.0	19	0
Thomas	1	1	1.0	1	0
<b>BRONCOS</b>	<b>57</b>	<b>1217</b>	<b>21.4</b>	<b>93t</b>	<b>1</b>
<b>OPPONENTS</b>	<b>49</b>	<b>1115</b>	<b>22.8</b>	<b>95t</b>	<b>1</b>

FIELD GOALS	1-19	20-29	30-39	40-49	50+
Prater	0/0	14/14	6/8	8/10	2/3
<b>BRONCOS</b>	<b>0/0</b>	<b>14/14</b>	<b>6/8</b>	<b>8/10</b>	<b>2/3</b>
<b>OPPONENTS</b>	<b>1/1</b>	<b>8/8</b>	<b>7/7</b>	<b>9/10</b>	<b>4/5</b>

PRATER: (48G,50G)(23G,39N,38G,37N)(48G,21G,24G) (28G) (48N,24G,41G)(34G,54N,29G)(140G)(24G)(23G) (26G,32G,47G,24G) (44G,38G,37G)(42N,28G)(23G,43G, 51G,21G)(33G,46G)(25G)

OPPONENTS: (1)(22G,47G)(48G)(49G)(53G,40N)(20G,44G,50G, 55N) (43G,35G,31G)(1)(30G,35G)(28G,47G,28G,19G) (39G,52G) (22G,47G) (1) (54G,28G)(39G,45G,28G)(20G, 36G,47G)

PASSING	Att.	Comp.	Yds.	Comp.%	Yds/Att.	TD	TD%	Int	Int%	Long	Sack/Lost	Rating
Orton	541	336	3802	62.1	7.03	21	3.9	12	2.2	87t	29/159	86.8
Simms	17	5	23	29.4	1.35	0	0.0	1	5.9	7	5/39	15.1
<b>BRONCOS</b>	<b>558</b>	<b>341</b>	<b>3825</b>	<b>61.1</b>	<b>6.85</b>	<b>21</b>	<b>3.8</b>	<b>13</b>	<b>2.3</b>	<b>87t</b>	<b>34/198</b>	<b>84.4</b>
<b>OPPONENTS</b>	<b>510</b>	<b>298</b>	<b>3222</b>	<b>58.4</b>	<b>6.32</b>	<b>18</b>	<b>3.5</b>	<b>17</b>	<b>3.3</b>	<b>53</b>	<b>39/241</b>	<b>75.0</b>

## 2009 DEFENSIVE STATS

(based on unofficial press box statistics)

	TT	UT	A	S-YDS	I-YDS	PD	FF	FR
1 D. Williams	122	100	22	3.5-25	0-0	7	3	2
2 Dawkins	116	95	21	0-0	2-0	10	1	3
3 Davis	90	67	23	3.5-27	0-0	3	0	0
4 Bailey	72	62	10	0-0	3-18	15	1	0
5 Hill	59	44	15	2-8	2-18	6	1	0
6 Haggan	55	45	10	1-10	0-0	1	3	0
7 Dumervil	49	42	7	17-88.5	0-0	4	3	1
8 Goodman	43	39	4	1-7	5-65	17	0	1
9 Peterson	40	26	14	1-13	0-0	0	1	0
10 Fields	37	22	15	0-0	0-0	0	0	0
11 Woodyard	35	25	10	0-0	1-0	2	1	0
12 Holliday	33	24	9	5-32	0-0	0	2	1
13 McBean	25	18	7	0-0	0-0	0	0	0
14 Ayers	18	13	5	0-0	0-0	2	0	1
15 McBath	15	13	2	0-0	2-28	3	0	0
Thomas	15	9	6	0-0	0-0	0	0	0
17 Reid	14	9	5	4-28.5	0-0	2	1	2
18 J. Williams	12	12	0	0-0	0-0	3	0	0
19 A. Smith	11	7	4	0-0	0-0	3	0	0
20 Law	10	9	1	1-37	1	1	0	0
L. Smith	10	9	1	1-2	0-0	1	0	0
22 Bruton	5	4	1	0-0	0-0	1	0	0
23 Team	3	3	0	0-0	0-0	0	0	0
24 Barrett	2	2	0	0-0	0-0	0	0	0
25 Carter	1	1	0	0-0	0-0	1	0	1
Jordan	1	1	0	0-0	0-0	0	0	0
27 Moss	0	0	0	0-0	0-0	1	0	0
Scheffler	0	0	0	0-0	1-5	1	0	0
<b>TOTALS</b>	<b>893</b>	<b>701</b>	<b>192</b>	<b>39-241</b>	<b>17-171</b>	<b>84</b>	<b>17</b>	<b>12</b>

## 2009 GAMES STARTED

OFFENSE		DEFENSE	
QB Orton, Kyle	15	DE Ayers, Robert	1
QB Simms, Chris	1	DE Holliday, Vonnie	1
RB Buckhalter, Correll	7	DE Peterson, Kenny	14
RB Moreno, Knowshon	9	DE Smith, Le Kevin	2
FB Hillis, Peyton	2	DL McBean, Ryan	14
WR Larsen, Spencer	1	NT Fields, Ronald	16
WR Gaffney, Jabar	1	LB Davis, Andre	13
WR Lloyd, Brandon	1	LB Dumervil, Elvis	14
WR Marshall, Brandon	13	LB Haggan, Mario	16
WR Royal, Eddie	12	LB Williams, D.J.	16
WR Stokley, Brandon	2	CB Bailey, Champ	16
WR Willis, Matthew	1	CB Carter, Tony	1
TE Gorin, Brandon	1	CB Goodman, André	16
TE Graham, Daniel	14	T Harris, Ryan	2
TE Scheffler, Tony	9	CB Law, Ty	2
C Wiegmann, Casey	16	S Bruton, David	1
T Clady, Ryan	16	S Dawkins, Brian	16
T Harris, Ryan	8	S Hill, Renaldo	15
T Polunbus, Tyler	8		
G Hamilton, Ben	8		
G/TE Hochstein, Russ	10		
G Kuper, Chris	15		

## 2009 COACHES

**Josh McDaniels** (Head Coach), **Mark Thews** (Assistant to Head Coach), **Mike McCoy** (Offensive Coordinator/Quarterbacks), **Mike Nolan** (Defensive Coordinator), **Mike Priefer** (Special Teams Coordinator), **Clancy Barone** (Tight Ends), **Rick Dennison** (Offensive Line), **Ed Donatelli** (Secondary), **Adam Gase** (Wide Receivers), **Don Martindale** (Linebackers), **Wayne Nunnally** (Defensive Line), **Greg Saporita** (Assistant Strength & Conditioning), **Bobby Turner** (Running Backs), **Rich Tuten** (Strength & Conditioning), **Roman Phifer** (Assistant Linebackers), **Keith Burns** (Coaching Assistant), **Ben McDaniels** (Coaching Assistant), **Jay Rodgers** (Coaching Assistant), **Kristi Nichols** (Assistant Coaches Secretary).

## 2009 LEADERS / RANKINGS

INDIVIDUAL	PLAYER	NO.	AFC RANK	NFL RANK	NFL LEADER	NO.
Points	Prater	122	31	71	Kaeding (SD)	146
Rushing Yards	Moreno	947	10	16	Johnsain (TEN)	2,006
Passing Yards	Orton	3,802	6	11	Schubel (HOU)	4,770
Passer Rating	Orton	86.8	7	14	Brees (NO)	109.6
Receiving Yards	Marshall	1,120	9	14	Johnson (HOU)	1,569
Receptions	Marshall	101	21	31	Weiker (NE)	123
Interceptions	Goodman	5	51	121	Four Players	9
Sacks	Dumervil	17	1	1	Dumervil (DEN)	17
OFFENSE		NO.	AFC RANK	NFL RANK	NFL LEADER	NO.
Points Per Game		20.4	10	20	New Orleans	31.9
Total Yards Per Game		341.4	8	15	New Orleans	403.8
Yards Per Play		5.3	9	16	Dallas	6.3
Rushing Yards Per Game		114.8	11	18	New York Jets	172.3
Net Passing Yards Per Game		226.7	6	13	Houston	290.9
DEFENSE		NO.	AFC RANK	NFL RANK	NFL LEADER	NO.
Points Per Game		20.3	71	121	New York Jets	14.8
Total Yards Per Game		315.0	5	7	New York Jets	252.3
Yards Per Play		5.0	4	7	New York Jets	4.2
Rushing Yards Per Game		128.7	12	26	Green Bay	83.3
Net Passing Yards Per Game		186.3	3	3	New York Jets	153.7

## 2009 KEY AWARDS

**Pro Bowl (5):** CB Champ Bailey, T Ryan Clady, S Brian Dawkins, LB Elvis Dumervil, WR Brandon Marshall. **AP All-Pro (3):** T Ryan Clady (first team), S Brian Dawkins (second team), LB Elvis Dumervil (first team). **NFL Alumni Pass Rusher of the Year:** LB Elvis Dumervil.

## 2009 NFL STANDINGS

### AFC EAST

Team	W	L	T	Pct	PF	PA
y-New England	10	6	0	.625	427	285
x-New York Jets	9	7	0	.563	348	236
Miami	7	9	0	.438	360	390
Buffalo	6	10	0	.375	258	326

### AFC NORTH

Team	W	L	T	Pct	PF	PA
y-Cincinnati	10	6	0	.625	305	291
x-Baltimore	9	7	0	.563	391	261
Pittsburgh	9	7	0	.563	368	324
Cleveland	5	11	0	.313	245	375

### AFC SOUTH

Team	W	L	T	Pct	PF	PA
*yz-Indianapolis	14	2	0	.875	416	307
Houston	9	7	0	.563	388	333
Tennessee	8	8	0	.500	354	402
Jacksonville	7	9	0	.438	290	380

### AFC WEST

Team	W	L	T	Pct	PF	PA
yz-San Diego	13	3	0	.813	454	320
<b>Denver</b>	<b>8</b>	<b>8</b>	<b>0</b>	<b>.500</b>	<b>326</b>	<b>324</b>
Oakland	5	11	0	.313	197	379
Kansas City	4	12	0	.250	294	424

### NFC EAST

Team	W	L	T	Pct	PF	PA
y-Dallas	11	5	0	.688	361	250
x-Philadelphia	11	5	0	.688	429	337
New York Giants	8	8	0	.500	402	427
Washington	4	12	0	.250	266	336

### NFC NORTH

Team	W	L	T	Pct	PF	PA
yz-Minnesota	12	4	0	.750	470	312
x-Green Bay	11	5	0	.688	461	297
Chicago	7	9	0	.438	327	375
Detroit	2	14	0	.125	262	494

### NFC SOUTH

Team	W	L	T	Pct	PF	PA
*yz-New Orleans	13	3	0	.813	510	341
Atlanta	9	7	0	.563	363	325
Carolina	8	8	0	.500	315	308
Tampa Bay	3	13	0	.188	244	400

### NFC WEST

Team	W	L	T	Pct	PF	PA
y-Arizona	10	6	0	.625	375	325
San Francisco	8	8	0	.500	330	281
Seattle	5	11	0	.313	280	390
St. Louis	1	15	0	.063	175	436

x - Playoffs; y - Division Title; z - First-round Bye; \* - Home-field Advantage

## WILD CARD PLAYOFF GAMES

1/9 - New York Jets 24, at Cincinnati 14  
1/9 - at Dallas 34, Philadelphia 14  
1/10 - Baltimore 33, at New England 14  
1/10 - at Arizona 51, Green Bay 45 (OT)

## DIVISIONAL PLAYOFF GAMES

1/16 - at New Orleans 45, Arizona 14  
1/16 - at Indianapolis 20, Baltimore 3  
1/17 - at Minnesota 34, Dallas 3  
1/17 - New York Jets 17, at San Diego 14

## CONFERENCE CHAMPIONSHIPS

1/24 - at Indianapolis 30, New York Jets 17  
1/24 - at New Orleans 31, Minnesota 28 (OT)

## SUPER BOWL XLIV (South Florida)

2/7 - New Orleans 31, Indianapolis 17

# 2008 FINAL STATISTICS (8-8)

Head Coach: Mike Shanahan AFC West: 2nd Home Stadium: INVESCO Field at Mile High

Date	W-L	Score	Opponent	Attendance	RUSHING	No.	Yds.	Avg.	Long	TD
Sept 8	W	41-14	at Oakland	62,762	Hillis	68	343	5.0	19	5
Sept 14	W	39-38	San Diego	75,915	Pittman	76	320	4.2	20	4
Sept 21	W	34-32	New Orleans	75,713	Young	61	303	5.0	49	1
Sept 28	L	19-33	at Kansas City	74,623	T. Bell	44	249	5.7	37t	2
Oct 5	W	16-13	Tampa Bay	75,480	Cutler	57	200	3.5	18	2
Oct 12	L	17-24	Jacksonville	75,674	Hall	35	144	4.1	16	0
Oct 20	L	7-41	at New England	68,756	Pope	17	130	7.6	24	0
Nov 2	L	17-26	Miami	75,499	Royal	11	109	9.9	71	0
Nov 6	W	34-30	at Cleveland	73,141	Torain	15	69	4.6	19	1
Nov 16	W	24-20	at Atlanta	64,358	Scheffler	1	-1	-1.0	-1	0
Nov 23	L	10-31	Oakland	76,067	Marshall	2	-4	-2.0	7	0
Nov 30	W	34-17	at New York Jets	78,809	<b>BRONCOS</b>	<b>387</b>	<b>1862</b>	<b>4.8</b>	<b>71</b>	<b>15</b>
Dec 7	W	24-17	Kansas City	75,187	<b>OPPONENTS</b>	<b>469</b>	<b>2337</b>	<b>5.0</b>	<b>65</b>	<b>26</b>
Dec 14	L	10-30	at Carolina	73,690	<b>RECEIVING</b>	<b>No.</b>	<b>Yds.</b>	<b>Avg.</b>	<b>Long</b>	<b>TD</b>
Dec 21	L	23-30	Buffalo	74,539	Marshall	104	1265	12.2	47	6
Dec 28	L	21-52	at San Diego	69,131	Royal	91	980	10.8	93t	5

TEAM STATISTICS	Den	Opp
TOTAL FIRST DOWNS	354	327
Rushing	103	122
Passing	223	186
Penalty	28	19
3RD DOWN: MADE/ATT	95/200	89/202
3rd Down Pct.	47.5	44.1
4TH DOWN: MADE/ATT	4/10	10/18
4th Down Pct.	40.0	55.6
POSSESSION AVG.	28:44	31:16
TOTAL NET YARDS	6333	5993
Avg. Per Game	395.8	374.6
Total Plays	1019	990
Avg. Per Play	6.2	6.1
NET YARDS RUSHING	1862	2337
Avg. Per Game	116.4	146.1
Total Rushes	387	469
NET YARDS PASSING	4471	3656
Avg. Per Game	279.4	228.5
Sacked/Yards Lost	12/74	26/141
Gross Yards	4545	3797
Att./Completions	620/386	495/333
Completion Pct.	62.3	67.3
Had Intercepted	18	6
PUNTS/AVERAGE	46/46.7	52/46.4
NET PUNTING AVG.	46/37.8	52/39.6
PENALTIES/YARDS	77/739	83/738
FUMBLES/BALL LOST	18/12	15/7
TOUCHDOWNS	42	50
Rushing	15	26
Passing	25	20
Returns	2	4

SCORE BY PERIODS	1	2	3	4	OT	PTS
<b>BRONCOS</b>	106	86	70	108	0	370
<b>OPPONENTS</b>	84	145	88	131	0	448

SCORING	TD	Ru	Pa	Ret	PAT	FG	S	PTS
Prater	0	0	0	0	39/40	25/34	0	114
Hillis	6	5	1	0	0	0	0	36
Marshall	6	0	6	0	0	0	0	36
Royal	5	0	5	0	0	0	0	32
Graham	4	0	4	0	0	0	0	24
Pittman	4	4	0	0	0	0	0	24
Scheffler	3	0	3	0	0	0	0	18
Stokley	3	0	3	0	0	0	0	18
Cutler	2	2	0	0	0	0	0	14
T. Bell	2	2	0	0	0	0	0	12
Fox	1	0	0	1	0	0	0	6
D. Jackson	1	0	0	0	0	0	0	6
N. Jackson	1	0	1	0	0	0	0	6
Pope	1	0	1	0	0	0	0	6
Torain	1	1	0	0	0	0	0	6
Webster	1	0	0	1	0	0	0	6
Young	1	1	0	0	0	0	0	6
<b>BRONCOS</b>	<b>42</b>	<b>15</b>	<b>25</b>	<b>2</b>	<b>39/40</b>	<b>25/34</b>	<b>0</b>	<b>370</b>
<b>OPPONENTS</b>	<b>50</b>	<b>26</b>	<b>20</b>	<b>4</b>	<b>48/48</b>	<b>32/35</b>	<b>1</b>	<b>448</b>

2-PT. CONVERSIONS: Cutler, Royal, **BRONCOS 2-2, OPPONENTS 1-2**  
**SACKS:** Dumervil 5, Ekuban 5, Peterson 3, Moss 2.5, D. Williams 2.5, Webster 2, Robertson 1.5, C. Bailey 1, Engelberger 1, Haggan 1, (group) 1, Winborn 0.5, **BRONCOS 26.0, OPPONENTS 12.0**

**FUM/Lost:** Cutler 5/2, Marshall 4/3, Hall 2/2, Royal 2/1, C. Jackson 1/0, Ramsey 1/1, Scheffler 1/1, Thomas 1/1, Young 1/1

PASSING	Att.	Comp.	Yds.	Comp.%	Yds/Att.	TD	TD%	Int	Int%	Long	Sack/Lost	Rating
Cutler	616	384	4526	62.3	7.35	25	4.1	18	2.9	93t	11/69	86.0
Ramsey	3	2	19	66.7	6.33	0	0.0	0	0.0	10	1/5	84.0
Royal	1	0	0	0.0	0.00	0	0.0	0	0.0	—	0/0	39.6
<b>BRONCOS</b>	<b>620</b>	<b>386</b>	<b>4545</b>	<b>62.3</b>	<b>7.33</b>	<b>25</b>	<b>4.0</b>	<b>18</b>	<b>2.9</b>	<b>93t</b>	<b>12/74</b>	<b>85.9</b>
<b>OPPONENTS</b>	<b>495</b>	<b>333</b>	<b>3797</b>	<b>67.3</b>	<b>7.67</b>	<b>20</b>	<b>4.0</b>	<b>6</b>	<b>1.2</b>	<b>74</b>	<b>26/141</b>	<b>98.5</b>

RECEIVING	No.	Yds.	Avg.	Long	TD
Marshall	104	1265	12.2	47	6
Royal	91	980	10.8	93t	5
Stokley	49	528	10.8	36t	3
Scheffler	40	645	16.1	72	3
Graham	32	389	12.2	28t	4
Hillis	14	179	12.8	47	1
D. Jackson	12	190	15.8	48t	1
N. Jackson	11	84	7.6	19	1
Pittman	10	112	11.2	40	0
T. Bell	10	57	5.7	12	0
Martinez	3	32	10.7	12	0
Hall	3	25	8.3	11	0
Pope	3	24	8.0	16	1
Young	3	16	5.3	8	0
C. Jackson	1	19	19.0	19	0
<b>BRONCOS</b>	<b>386</b>	<b>4545</b>	<b>11.8</b>	<b>93t</b>	<b>25</b>
<b>OPPONENTS</b>	<b>333</b>	<b>3797</b>	<b>11.4</b>	<b>74</b>	<b>20</b>

INTERCEPTIONS	No.	Yds.	Avg.	Long	TD
Bly	2	5	2.5	5	0
Barrett	1	34	34.0	34	0
Paymah	1	13	13.0	13	0
Thomas	1	11	11.0	11	0
C. Bailey	1	0	0.0	0	0
<b>BRONCOS</b>	<b>6</b>	<b>63</b>	<b>10.5</b>	<b>34</b>	<b>0</b>
<b>OPPONENTS</b>	<b>18</b>	<b>153</b>	<b>8.5</b>	<b>32t</b>	<b>2</b>

PUNTING	No.	Yds.	Avg.	Net	TB	In20	Long	B
Kern	46	2150	46.7	37.8	4	13	64	0
<b>BRONCOS</b>	<b>46</b>	<b>2150</b>	<b>46.7</b>	<b>37.8</b>	<b>4</b>	<b>13</b>	<b>64</b>	<b>0</b>
<b>OPPONENTS</b>	<b>52</b>	<b>2413</b>	<b>46.4</b>	<b>39.6</b>	<b>8</b>	<b>22</b>	<b>71</b>	<b>0</b>

PUNT RETURNS	No.	FC	Yds.	Avg.	Long	TD
Royal	14	10	140	10.0	36	0
Martinez	5	0	56	11.2	27	0
Haggan	1	0	0	0.0	0	0
<b>BRONCOS</b>	<b>20</b>	<b>10</b>	<b>196</b>	<b>9.8</b>	<b>36</b>	<b>0</b>
<b>OPPONENTS</b>	<b>28</b>	<b>6</b>	<b>330</b>	<b>11.8</b>	<b>89t</b>	<b>1</b>

KICKOFF RETURNS	No.	Yds.	Avg.	Long	TD
Royal	23	600	26.1	95	0
Hall	21	469	22.3	28	0
C. Jackson	8	162	20.3	24	0
Young	8	176	22.0	31	0
Hillis	4	65	16.3	25	0
Russell	2	44	22.0	25	0
T. Bell	1	8	8.0	8	0
Engelberger	1	9	9.0	9	0
Martinez	1	0	0.0	0	0
Mustard	1	17	17.0	17	0
Putzier LG	1	0	0.0	0	0
Putzier TM	1	0	0.0	0	0
<b>BRONCOS</b>	<b>71</b>	<b>1550</b>	<b>21.8</b>	<b>95</b>	<b>0</b>
<b>OPPONENTS</b>	<b>63</b>	<b>1554</b>	<b>24.7</b>	<b>103t</b>	<b>1</b>

FIELD GOALS	1-19	20-29	30-39	40-49	50+
Prater	0/0	7/8	8/9	5/11	5/6
<b>BRONCOS</b>	<b>0/0</b>	<b>7/8</b>	<b>8/9</b>	<b>5/11</b>	<b>5/6</b>
<b>OPPONENTS</b>	<b>0/0</b>	<b>10/10</b>	<b>10/10</b>	<b>11/13</b>	<b>1/2</b>

**PRATER:** (26G,43G)(52G)(27G,34G)(28N,56G,51G,22G,33G)(55G,40G,27G)(39G)(1)(50G,49N)(38N,35G,30G)(49N,20G)(47N,44G,43N)(25G,35G)(33G,48N)(43G,47N)(23G,30G,54N,43G)(1)

**OPPONENTS:** (1)(34G,21G,28G)(43G,51N,43N)(23G,21G,48N,43G,33G)(33G,31G)(48G)(31G,40G)(45G,47G,23G,41G)(24G,52G,33G)(46G,36G)(26G)(30G)(26G)(39G,44G,42G)(37G,49G,28G)(28G)

## 2008 DEFENSIVE STATS

(based on coaches' film review)

	TT	UT	A	S-YDS	I-YDS	PD	FF	FR
1 Winborn	117	84	33	0.5-2.5	0-0	10	0	0
2 D. Williams	103	83	19	2.5-13	0-0	1	1	1
3 Webster	90	71	19	2-9	0-0	5	1	1
4 Manuel	87	68	19	0-0	0-0	7	0	0
5 Bly	77	63	14	0-0	2-5	8	1	0
6 Thomas	57	35	22	0-0	1-11	1	0	0
7 B. Bailey	56	45	11	1-5	0-0	4	3	0
8 Woodyard	44	30	14	0-0	0-0	4	3	0
9 Engelberger	51	34	17	1-1	0-0	0	1	0
10 Ekuban	49	39	10	5-34	0-0	1	0	1
11 Robertson	45	24	21	1.5-3.5	0-0	0	1	0
12 B. Bailey	44	33	11	0-0	0-0	0	1	1
13 Dumervil	44	30	14	5-9	0-0	0	1	1
14 J. Bell	43	36	7	0-0	0-0	4	0	0
15 Peterson	39	23	16	3-14	0-0	1	1	0
16 McCree	36	28	8	0-0	0-0	2	0	0
17 Paymah	29	26	3	0-0	1-13	4	0	1
18 Moss	29	16	9	2.5-13	0-0	0	0	1
19 Clements	24	10	14	0-0	0-0	1	0	0
20 Barrett	23	15	8	0-0	1-34	4	0	0
21 Lowry	21	14	7	0-0	0-0	3	0	0
22 Fox	20	13	7	0-0	0-0	0	0	1
23 Haggan	20	16	4	0-0	0-0	0	0	0
24 Larsen	19	13	2	0-0	0-0	0	0	0
25 J. Williams	19	9	0	0-0	0-0	0	0	0
26 Green	6	4	2	0-0	0-0	0	0	0
27 Rogers	6	4	2	0-0	0-0	0	0	0
28 Shaw	5	3	2	0-0	0-0	0	0	0
29 Crowder	4	2	2	0-0	0-0	0	0	0
30 Koutouvides	2	1	1	0-0	0-0	0	0	0
31 Abdullah	1	1	0	0-0	0-0	0	0	0
Team	1	1	0	1-10	0-0	0	0	0
<b>TOTALS</b>	<b>1203</b>	<b>891</b>	<b>312</b>	<b>26-141</b>	<b>6-63</b>	<b>58</b>	<b>10</b>	<b>7</b>

## 2008 GAMES STARTED

OFFENSE			DEFENSE		
QB Cutler, Jay	16		DE Dumervil, Elvis	15	
RB Bell, Tatum	3		DE Ekuban, Ebenezer	10	
RB Pittman, Michael	3		DE Engelberger, John	6	
RB Pope, P.J.	1		DT Peterson, Kenny	1	
RB Torain, Ryan	1		DT Robertson, Dewdney	15	
RB Young, Selvin	5		DT Thomas, Marcus	16	
FB/RE Hillis, Peyton	6		LB Bailey, Boss	6	
WR Jackson, Darrell	2		LB Larsen, Spencer	3	
WR Marshall, Brandon	15		LB Webster, Nate	13	
WR Royal, Eddie	15		LB Williams, D.J.	11	
WR Stokley, Brandon	2		LB Woodyard, Wesley	6	
TE Graham, Daniel	16		CB Bell, Joshua	9	
TE Jackson, Nate	3		CB Bly, Dre	5	
TE Scheffler, Tony	7		CB Paymah, Karl	12	
C Wiegmann, Casey	16		S Barrett, Josh	3	
T Clady, Ryan	16		S Fox, Vernon	3	
T Harris, Ryan	16		S Lowry, Calvin	3	
G Hamilton, Ben	16		S Manuel, Marquand	14	
G Kuper, Chris	16		S McCree, Marlon	7	
			S Rogers, Roderick	1	

## 2008 COACHES

**Mike Shanahan** (Head Coach), **Rick Dennison** (Offensive Coordinator/Defensive Line), **Bob Stowik** (Defensive Coordinator/Defensive Backs), **Scott O'Brien** (Special Teams Coordinator), **Steve Watson** (Associate Head Coach), **Joe Baker** (Offensive Assistant), **Jeremy Bates** (Quarterbacks), **Ronnie Bradford** (Defensive Backs), **Jacob Burney** (Defensive Line), **Keith Burns** (Special Teams Assistant), **Dwayne Chandler** (Assistant Strength & Conditioning), **Jedd Fisch** (Wide Receivers), **Charlie Jackson** (Defensive Assistant), **Bill Johnson** (Defensive Line), **Pat McPherson** (Tight Ends), **Jim Ryan** (Linebackers), **Greg Saporta** (Assistant Strength & Conditioning), **Ryan Stowik** (Assistant Defensive Backs), **Bobby Turner** (Running Backs), **Rich Tuten** (Strength & Conditioning).

## 2008 LEADERS / RANKINGS

INDIVIDUAL	PLAYER	NO.	AFC RANK	NFL RANK	NFL LEADER	NO.
Points	Prater	114	6	19	Gostkowski (NE)	148
Rushing Yards	Hillis	343	31	59	Peterson (MIN)	1,760
Passing Yards	Cutler	4,526	1	3	Brees (NO)	5,069
Passer Rating	Cutler	86.0	6	16	Rivers (SD)	105.5
Receiving Yards	Marshall	1,265	2	7	Johnson (HOU)	1,575
Receptions	Marshall	104	3	3	Johnson (HOU)	115
Interceptions	Bly	2	34	60	Reed (BAL)	9
Sacks	Dumervil/Ekuban	5	17	43	Ware (DAL)	20.0
OFFENSE						
	NO.	AFC RANK	NFL RANK	NFL LEADER	NO.	
Points Per Game	23.1	7	16	New Orleans	28.9	
Total Yards Per Game	395.8	1	2	New Orleans	410.7	
Yards Per Play	6.2	1	2	New Orleans	6.3	
Rushing Yards Per Game	116.4	7	12	New York Giants	157.4	
Net Passing Yards Per Game	279.4	1	3	New Orleans	311.1	
DEFENSE						
	NO.	AFC RANK	NFL RANK	NFL LEADER	NO.	
Points Per Game	28.0	16	30	Pittsburgh	13.9	
Total Yards Per Game	374.6	15	29	Pittsburgh	237.2	
Yards Per Play	6.1	16	30	Pittsburgh	3.9	
Rushing Yards Per Game	146.1	13	27	Minnesota	76.9	
Net Passing Yards Per Game	228.5	13	26	Pittsburgh	156.9	

## 2008 KEY AWARDS

**Pro Bowl** (3): QB Jay Cutler, WR Brandon Marshall, C Casey Wiegmann.  
**AP All-Pro** (1): T Ryan Clady (second team).

## 2008 NFL STANDINGS

### AFC EAST

Team	W	L	T	Pct	PF	PA
y-Miami	11	5	0	.688	345	317
New England	11	5	0	.688	410	309
New York Jets	9	7	0	.563	405	356
Buffalo	7	9	0	.438	336	342

### AFC NORTH

Team	W	L	T	Pct	PF	PA
yz-Pittsburgh	12	4	0	.750	347	223
x-Baltimore	11	5	0	.688	385	244
Cincinnati	4	11	1	.281	204	364
Cleveland	4	12	0	.250	232	350

### AFC SOUTH

Team	W	L	T	Pct	PF	PA
*yz-Tennessee	13	3	0	.813	375	234
x-Indianapolis	12	4	0	.750	377	298
Houston	8	8	0	.500	366	394
Jacksonville	5	11	0	.313	302	367

### AFC WEST

Team	W	L	T	Pct	PF	PA
y-San Diego	8	8	0	.500	439	347
<b>Denver</b>	<b>8</b>	<b>8</b>	<b>0</b>	<b>.500</b>	<b>370</b>	<b>448</b>
Oakland	5	11	0	.313	263	388
Kansas City	2	14	0	.125	291	440

### NFC EAST

Team	W	L	T	Pct	PF	PA
*yz-New York Giants	12	4	0	.750	427	294
x-Philadelphia	9	6	1	.594	416	289
Dallas	9	7	0	.563	362	365
Washington	8	8	0	.500	265	296

### NFC NORTH

Team	W	L	T	Pct	PF	PA
y-Minnesota	10	6	0	.625	379	333
Chicago	9	7	0	.563	375	350
Green Bay	6	10	0	.375	419	380
Detroit	0	16	0	.000	268	517

### NFC SOUTH

Team	W	L	T	Pct	PF	PA
yz-Carolina	12	4	0	.750	414	329
x-Atlanta	11	5	0	.688	391	325
Tampa Bay	9	7	0	.563	361	323
New Orleans	8	8	0	.500	463	393

### NFC WEST

Team	W	L	T	Pct	PF	PA
y-Arizona	9	7	0	.563	427	426
San Francisco	7	9	0	.438	339	381
Seattle	4	12	0	.250	294	392
St. Louis	2	14	0	.125	232	465

x - Playoffs; y - Division Title; z - First-round Bye; \* - Home-field Advantage

## WILD CARD PLAYOFF GAMES

- 1/3 - at Arizona 30, Atlanta 24
- 1/3 - at San Diego 23, Indianapolis 17 (OT)
- 1/4 - Baltimore 27, at Miami 9
- 1/4 - Philadelphia 26, at Minnesota 14

## DIVISIONAL PLAYOFF GAMES

- 1/10 - Baltimore 13, at Tennessee 10
- 1/10 - Arizona 33, at Carolina 13
- 1/11 - Philadelphia 23, at New York Giants 11
- 1/11 - at Pittsburgh 35, San Diego 24

## CONFERENCE CHAMPIONSHIPS

- 1/18 - at Arizona 32, Philadelphia 25
- 1/18 - at Pittsburgh 23, Baltimore 14

## SUPER BOWL XLIII (TAMPA, FLA.)

- 2/1 - Pittsburgh 27, Arizona 23



# 2007 FINAL STATISTICS (7-9)

Head Coach: Mike Shanahan AFC West: 2nd Home Stadium: INVESCO Field at Mile High

Date	W-L	Score	Opponent	Attendance	RUSHING	No.	Yds.	Avg.	Long	TD
Sept 9	W	15-14	at Buffalo	71,132	Young	140	729	5.2	50	1
Sept 16	W	23-20	Oakland (OT)	76,784	Henry	167	691	4.1	33	4
Sept 23	L	14-23	Jacksonville	76,463	Hall	44	216	4.9	62t	2
Sept 30	L	20-38	at Indianapolis	57,274	Cutler	44	205	4.7	31	1
Oct 7	L	3-41	San Diego	76,879	Sapp	18	59	3.3	12	2
Oct 21	W	31-28	Pittsburgh	77,038	Marshall	5	57	11.4	24	0
Oct 29	L	13-19	Green Bay (OT)	77,160	Ramsey	2	6	3.0	4	0
Nov 4	L	7-44	at Detroit	60,783	Bell	6	3	0.5	3	0
Nov 11	W	27-11	at Kansas City	77,368	Walker	2	-3	-1.5	-1	0
Nov 19	W	34-20	Tennessee	76,590	Stokley	1	-6	-6.0	-6	0
Nov 25	L	34-37	at Chicago (OT)	62,148	Jacobs LG	1	-8	-8.0	-8	0
Dec 2	L	20-34	at Oakland	61,990	<b>BRONCOS</b>	<b>429</b>	<b>1957</b>	<b>4.6</b>	<b>62t</b>	<b>10</b>
Dec 9	W	41-7	Kansas City	75,895	<b>OPPONENTS</b>	<b>501</b>	<b>2282</b>	<b>4.6</b>	<b>74t</b>	<b>14</b>
Dec 13	L	13-31	at Houston	70,747	<b>RECEIVING</b>	<b>No.</b>	<b>Yds.</b>	<b>Avg.</b>	<b>Long</b>	<b>TD</b>
Dec 24	L	3-23	at San Diego	65,477	Marshall	102	1325	13.0	68t	7
Dec 30	W	22-19	Minnesota (OT)	76,084	Scheffler	49	549	11.2	41	5

TEAM STATISTICS				Den	Opp
TOTAL FIRST DOWNS				305	306
Rushing				96	119
Passing				187	168
Penalty				22	19
3RD DOWN: MADE/ATT				80/198	91/213
3rd Down Pct.				40.4	42.7
4TH DOWN: MADE/ATT				7/22	10/13
4th Down Pct.				31.8	76.9
POSSESSION AVG.				29.09	30.51
TOTAL NET YARDS				5541	5376
Avg. Per Game				346.3	336.0
Total Plays				976	992
Avg. Per Play				5.7	5.4
NET YARDS RUSHING				1957	2282
Avg. Per Game				122.3	142.6
Total Rushes				429	501
NET YARDS PASSING				3584	3094
Avg. Per Game				224.0	193.4
Sacked/Yards Lost				32/175	33/203
Gross Yards				3759	3297
Att./Completions				515/326	458/279
Completion Pct.				63.3	60.9
Had Intercepted				15	14
PUNTS/AVERAGE				60/43.8	60/43.9
NET PUNTING AVG.				60/36.3	60/38.7
PENALTIES/YARDS				90/610	82/628
FUMBLES/BALL LOST				30/14	34/16
TOUCHDOWNS				34	46
Rushing				10	14
Passing				21	25
Returns				3	7

SCORE BY PERIODS				1	2	3	4	OT	PTS
BRONCOS				75	89	94	56	6	320
OPPONENTS				68	103	114	115	9	409

SCORING				TD	Ru	Pa	Ret	PTAT	FG	S	PTS
Elam				0	0	0	0	33/33	27/31	0	114
Marshall				7	0	7	0	0	0	42	0
Scheffler				5	0	5	0	0	0	30	0
Stokley				5	0	5	0	0	0	30	0
Henry				4	4	0	0	0	0	24	0
Sapp				3	2	1	0	0	0	18	0
Graham				2	0	2	0	0	0	12	0
Hall				2	2	0	0	0	0	12	0
Crowder				1	0	0	1	0	0	6	0
Cutler				1	1	0	0	0	0	6	0
Jackson				1	0	1	0	0	0	6	0
Jacobs LG				1	0	1	0	0	0	6	0
Martinez				1	0	0	1	0	0	6	0
Webster				1	0	0	1	0	0	6	0
Young				1	1	0	0	0	0	6	0
Prater LG				0	0	0	0	1/1	1/4	0	4
BRONCOS				<b>34</b>	<b>10</b>	<b>21</b>	<b>3</b>	<b>33/33</b>	<b>27/31</b>	<b>1</b>	<b>320</b>
OPPONENTS				<b>46</b>	<b>14</b>	<b>25</b>	<b>7</b>	<b>42/42</b>	<b>27/33</b>	<b>2</b>	<b>409</b>

2-PT. CONVERSIONS: BRONCOS 0-1, OPPONENTS 3-3

**SACKS:** Dumervil 12.5, Crowder 4, Mallard LG 3.5, Mallard TM 3.5, McKinley 2.5, Gold 2, (Group) 2, Bly 1, Engelberger 1, Lynch 1, Moss 1, Peterson 1, Williams 1, Winborn 0.5, **BRONCOS 33.0, OPPONENTS 32.0**

**FUM/LOST:** Cutler 11/4, Henry 3/1, Marshall 3/1, Martinez 3/1, Clark (TM) 2/2, Ramsey 2/1, Young 2/1, Bell 1/1, Hall 1/0, Hixon (TM) 1/1, Scheffler 1/1

BRONCOS				No.	Yds.	Avg.	Net	TB	In20	Long	B
Sauerbrun				47	2200	46.8	36.1	6	14	65	2
Ernst LG				12	434	36.2	35.6	0	3	59	0
Ernst LG				5	178	35.6	35.6	0	1	59	0
Paulescu				5	221	44.2	40.0	0	1	51	0
Elam				1	31	31.0	31.0	0	1	31	0
BRONCOS				<b>60</b>	<b>2630</b>	<b>43.8</b>	<b>36.3</b>	<b>6</b>	<b>17</b>	<b>65</b>	<b>2</b>
OPPONENTS				<b>60</b>	<b>2633</b>	<b>43.9</b>	<b>38.7</b>	<b>5</b>	<b>26</b>	<b>63</b>	<b>1</b>

PUNT RETURNS				No.	FC	Yds.	Avg.	Long	TD
Martinez				14	12	157	11.2	80t	1
Hixon TM				7	5	32	4.6	14	0
Bly				2	0	20	10.0	10	0
BRONCOS				<b>23</b>	<b>17</b>	<b>209</b>	<b>9.1</b>	<b>80t</b>	<b>1</b>
OPPONENTS				<b>31</b>	<b>3</b>	<b>334</b>	<b>10.8</b>	<b>75t</b>	<b>2</b>

KICKOFF RETURNS				No.	Yds.	Avg.	Long	TD
Hall				19	475	25.0	34	0
Martinez				15	330	22.0	35	0
Hixon TM				12	274	22.8	35	0
Clark TM				3	70	23.3	26	0
Jacobs LG				3	35	11.7	15	0
Jacobs TM				3	35	11.7	15	0
Young				3	56	18.7	25	0
Sapp				2	30	15.0	22	0
Bly				1	23	23.0	23	0
BRONCOS				<b>58</b>	<b>1293</b>	<b>22.3</b>	<b>35</b>	<b>0</b>
OPPONENTS				<b>62</b>	<b>1424</b>	<b>23.0</b>	<b>88t</b>	<b>1</b>

FIELD GOALS				1-19	20-29	30-39	40-49	50+
Elam				0/0	11/11	6/6	9/12	1/2
Prater LG				0/0	0/1	0/0	1/3	0/0
BRONCOS				<b>0/0</b>	<b>11/11</b>	<b>6/6</b>	<b>9/12</b>	<b>1/2</b>
OPPONENTS				<b>3/3</b>	<b>8/8</b>	<b>8/9</b>	<b>6/7</b>	<b>2/6</b>

**ELAM:** (21G,48G,50N,43N,42G)(23G,45N,20G,23G)(1)(35G,22G)(30G)(49G)(45G,21G)(48N)(44G,50G)(21G,39G)(23G,22G)(29G,44G)(37G,37G)(41G,47G)(23G)(43G,30G)

**OPPONENTS:** (45N)(38G,52N)(19G,27G,18G)(22G)(26G,45G)(65N)(19G,26G)(43G,53G,38G)(38G,36G,39G,53N)(56G,37G)(24G,44G,39G)(58N,38G,35N,44G)(1)(41G)(40G,23G,29G)(22G)

PASSING	Att.	Comp.	Yds.	Comp.%	Yds/Att.	TD	TD%	Int	Int%	Long	Sack/Lost	Rating
Cutler	467	297	3497	63.6	7.49	20	4.3	14	3.0	68t	27/153	88.1
Ramsey	48	29	262	60.4	5.46	1	2.1	1	2.1	21	3/13	73.4
Marshall	0	0	0	—	—	0	—	0	—	—	2/9	—
BRONCOS	<b>515</b>	<b>326</b>	<b>3759</b>	<b>63.3</b>	<b>7.30</b>	<b>21</b>	<b>4.1</b>	<b>15</b>	<b>2.9</b>	<b>68t</b>	<b>32/175</b>	<b>86.7</b>
OPPONENTS	<b>458</b>	<b>279</b>	<b>3297</b>	<b>60.9</b>	<b>7.20</b>	<b>25</b>	<b>5.5</b>	<b>14</b>	<b>3.1</b>	<b>82t</b>	<b>33/203</b>	<b>88.3</b>

## 2007 DEFENSIVE STATS

(based on coaches' film review)

	TT	UT	A	S-YDS	I-YDS	PD	FF	FR
1 Williams	170	121	49	1-14	1-0	4	3	2
2 Webster	100	77	23	0-0	0-0	1	1	1
3 Bailey	81	68	13	0-0	3-3	14	0	0
Gold	81	62	19	2-8	1-6	8	1	2
5 Lynch	62	48	14	1-11	0-0	3	0	0
6 Engelberger	59	40	19	1-8	0-0	2	1	0
7 Bly	57	42	15	1-11	5-71	16	0	0
Ferguson	57	45	12	0-0	0-0	1	1	0
9 Dumervil	56	43	13	12.5-62.5	1-27	7	4	3
10 Abdullah	48	40	8	0-0	0-0	7	1	1
11 Foxworth	42	32	10	0-0	0-0	4	1	0
12 Thomas	30	17	13	0-0	1-2	1	0	1
13 McKinley	28	16	12	2.5-12.5	0-0	0	0	0
14 Winbom	24	21	3	0.5-4.5	0-0	3	0	0
15 Crowder	22	18	4	4-39	0-0	0	1	2
16 J. Mallard	20	15	5	3.5-7.5	0-0	1	1	0
17 Adams	17	8	9	0-0	0-0	1	1	0
18 Gordon	16	9	7	0-0	0-0	0	0	0
19 Paymah	15	14	1	0-0	2-0	6	0	0
20 Moss	14	7	7	1-7	0-0	0	1	0
21 Peterson	13	10	3	1-8	0-0	2	0	0
22 Rice	11	6	5	0-0	0-0	2	0	0
23 Shoate	9	7	2	0-0	0-0	0	0	0
24 Burton	8	5	3	0-0	0-0	0	0	0
25 S. Harris	6	2	4	0-0	0-0	0	0	1
26 Cox	4	2	2	0-0	0-0	0	0	1
27 Team	2	2	0	2-10	0-0	0	0	0
<b>TOTALS</b>	<b>1052</b>	<b>777</b>	<b>275</b>	<b>33-203</b>	<b>14-105</b>	<b>83</b>	<b>17</b>	<b>14</b>

## 2007 GAMES STARTED

### OFFENSE

QB Cutler, Jay	16	DE Crowder, Tim	1
RB Hall, Andre	1	DE Dumervil, Elvis	16
RB Henry, Travis	7	DE Engelberger, John	15
RB Young, Selvin	8	DE Moss, Jarvis	1
FB Sapp, Cecil	8	DE Rice, Simeon	1
WR Marshall, Brandon	16	DT Adams, Sam	11
WR Martinez, Glenn	1	DT Gordon, Amon	4
WR Stokley, Brandon	9	DT McKinley, Alvin	10
WR Walker, Javon	5	DT Thomas, Marcus	5
TE Graham, Daniel	15	LB Gold, Ian	14
TE Jackson, Nate	1	LB Webster, Nate	13
TE Mustard, Chad	2	LB Williams, D.J.	1
TE Scheffler, Tony	7	LB Winbom, Jamie	2
C/G Myers, Chris	16	CB Bailey, Champ	16
C Nalen, Tom	5	CB Bly, Dré	15
T Leptis, Matt	16	CB Paymah, Karl	3
T Pears, Erik	16	DB Foxworth, Domonique	6
G Holland, Montrae	16	S Abdullah, Hamza	8
G Kuper, Chris	11	S Ferguson, Nick	7
		S Lynch, John	12

## 2007 COACHES

**Mike Shanahan** (Head Coach), **Jim Bates** (Asst. Head Coach/Defense), **Mike Heimerdinger** (Asst. Head Coach/DBs), **Rick Dennison** (Offensive Coordinator/OL), **Bob Slowik** (Defensive Coordinator/DBs), **Scott O'Brien** (Special Teams Coordinator), **Steve Watson** (Associate Head Coach), **Joe Baker** (Linebackers), **Jeremy Bates** (Wide Receivers/Quarterbacks), **Ronnie Bradford** (Asst. Def. Backs), **Jacob Burney** (Defensive Line), **Keith Burns** (Spec. Tms. Asst.), **Dwayne Chandler** (Asst. Strength & Conditioning), **Charlie Jackson** (Defensive Asst.), **Bill Johnson** (Defensive Line), **Pat McPherson** (Tight Ends), **Jim Ryan** (Offensive Asst.), **Greg Saporta** (Asst. Strength & Conditioning), **Ryan Slowik** (Spec. Tms. Asst.), **Bobby Turner** (Running Backs), **Rich Tuten** (Strength & Conditioning).

## 2007 LEADERS / RANKINGS

INDIVIDUAL	PLAYER	NO.	AFC RANK	NFL RANK	NFL LEADER	NO.
Points	Elam	114	9	16	Crosby (GB)	141
Rushing Yards	Young	729	15	27	Tomlinson (SD)	1,474
Passing Yards	Cutler	3,497	5	10	Brady (NE)	4,806
Passer Rating	Cutler	88.1	5	12	Brady (NE)	117.2
Receiving Yards	Marshall	1,325	4	6	Wayne (IND)	1,510
Receptions	Marshall	102	5	5	Houshmandzadeh (CIN/Welker (NE))	12
Interceptions	Bly	5	6	9	Cromartie (SD)	10
Sacks	Dumervil	12.5	3	6	Allen (KC)	15.5

OFFENSE	NO.	AFC RANK	NFL RANK	NFL LEADER	NO.
Points Per Game	20.0	9	21	New England	36.8
Total Yards Per Game	346.3	6	11	New England	411.3
Yards Per Play	5.7	2	4	New England	6.2
Rushing Yards Per Game	122.3	6	9	Minnesota	164.6
Net Passing Yards Per Game	224.0	6	13	New England	295.7

DEFENSE	NO.	AFC RANK	NFL RANK	NFL LEADER	NO.
Points Per Game	25.6	15	28	Indianapolis	16.4
Total Yards Per Game	336.0	10	19	Pittsburgh	266.4
Yards Per Play	5.4	11	22	Tampa Bay	4.6
Rushing Yards Per Game	142.6	14	30	Minnesota	74.1
Net Passing Yards Per Game	193.4	6	7	Tampa Bay	170.5

## 2007 KEY AWARDS

**Pro Bowl (2):** CB Champ Bailey, S John Lynch. **AP All-Pro (1):** CB Champ Bailey (second team).

## 2007 NFL STANDINGS

### AFC EAST

Team	W	L	T	Pct	PF	PA
*yz-New England	16	0	0	1.000	589	274
Buffalo	7	9	0	.438	252	354
New York Jets	4	12	0	.250	268	355
Miami	1	15	0	.063	267	437

### AFC NORTH

Team	W	L	T	Pct	PF	PA
y-Pittsburgh	10	6	0	.625	393	269
Cleveland	10	6	0	.625	402	382
Cincinnati	7	9	0	.438	380	385
Baltimore	5	11	0	.313	275	384

### AFC SOUTH

Team	W	L	T	Pct	PF	PA
yz-Indianapolis	13	3	0	.813	450	262
x-Jacksonville	11	5	0	.688	411	304
x-Tennessee	10	6	0	.625	301	297
Houston	8	8	0	.500	379	384

### AFC WEST

Team	W	L	T	Pct	PF	PA
y-San Diego	11	5	0	.688	412	284
<b>Denver</b>	<b>7</b>	<b>9</b>	<b>0</b>	<b>.438</b>	<b>320</b>	<b>409</b>
Kansas City	4	12	0	.250	226	335
Oakland	4	12	0	.250	283	398

### NFC EAST

Team	W	L	T	Pct	PF	PA
*yz-Dallas	13	3	0	.813	455	325
x-New York Giants	10	6	0	.625	373	351
x-Washington	9	7	0	.563	334	310
Philadelphia	8	8	0	.500	336	300

### NFC NORTH

Team	W	L	T	Pct	PF	PA
yz-Green Bay	13	3	0	.813	435	291
Minnesota	8	8	0	.500	365	311
Detroit	7	9	0	.438	346	444
Chicago	7	9	0	.438	334	348

### NFC SOUTH

Team	W	L	T	Pct	PF	PA
y-Tampa Bay	9	7	0	.563	334	270
Carolina	7	9	0	.438	267	347
New Orleans	7	9	0	.438	379	388
Atlanta	4	12	0	.250	259	414

### NFC WEST

Team	W	L	T	Pct	PF	PA
y-Seattle	10	6	0	.625	393	291
Arizona	8	8	0	.500	404	399
San Francisco	5	11	0	.313	219	364
St. Louis	3	13	0	.188	263	438

x - Playoffs; y - Division Title; z - First-round Bye; \* - Home-field Advantage

## WILD CARD PLAYOFF GAMES

1/5 - at Seattle 35, Washington 14  
 1/5 - Jacksonville 31, at Pittsburgh 29  
 1/6 - New York Giants 24, at Tampa Bay 14  
 1/6 - at San Diego 17, Tennessee 6

## DIVISIONAL PLAYOFF GAMES

1/12 - at Green Bay 42, Seattle 20  
 1/12 - at New England 31, Jacksonville 20  
 1/13 - San Diego 28, at Indianapolis 24  
 1/13 - New York Giants 21, at Dallas 17

## CONFERENCE CHAMPIONSHIPS

1/20 - at New England 21, San Diego 12  
 1/20 - New York Giants 23, at Green Bay 20 (OT)

## SUPER BOWL XLII (GLENDALE, ARIZ.)

2/3 - New York Giants 17, New England 14

# 2006 FINAL STATISTICS (9-7)

Head Coach: Mike Shanahan AFC West: 3rd Home Stadium: INVESCO Field at Mile High

Date	W-L	Score	Opponent	Attendance	RUSHING	No.	Yds.	Avg.	Long	TD
Sept 10	L	10-18	at St. Louis	65,577	T. Bell	233	1025	4.4	51	2
Sept 17	W	9-6	Kansas City (OT)	76,786	M. Bell	157	877	4.3	48	8
Sept 24	W	17-7	at New England	68,756	Walker	9	123	13.7	72t	1
Oct 9	W	13-3	Baltimore	76,355	Plummer	36	112	3.1	19	1
Oct 15	W	13-3	Oakland	76,691	Sapp	10	80	8.0	28	0
Oct 22	W	17-7	at Cleveland	73,024	Nash	18	66	3.7	26	0
Oct 29	L	31-34	Indianapolis	76,767	Johnson	5	30	6.0	15	0
Nov 5	W	31-20	at Pittsburgh	64,661	Cutler	12	18	1.5	9	0
Nov 12	W	17-13	at Oakland	62,094	Marshall	2	12	6.0	6	0
Nov 19	L	27-35	San Diego	76,723	Cobbs	3	9	3.0	3	0
Nov 23	L	10-19	at Kansas City	79,484	Scheffler	1	3	3.0	3	0
Dec 3	L	20-23	Seattle	76,146	Elam	1	2	2.0	2	0
Dec 10	L	20-48	at San Diego	67,514	Smith	1	-5	-5.0	-5	0
Dec 17	W	37-20	at Arizona	63,845	<b>BRONCOS</b>	<b>488</b>	<b>2152</b>	<b>4.4</b>	<b>72t</b>	<b>12</b>
Dec 24	W	24-23	Cincinnati	75,759	<b>OPPONENTS</b>	<b>447</b>	<b>1813</b>	<b>4.1</b>	<b>41</b>	<b>13</b>
Dec 31	L	23-26	San Francisco (OT)	75,555						

TEAM STATISTICS				Den	Opp
TOTAL FIRST DOWNS				285	291
Rushing				106	97
Passing				151	183
Penalty				28	11
3RD DOWN: MADE/ATT				78/211	81/221
3rd Down Pct.				37.0	36.7
4TH DOWN: MADE/ATT				7/13	5/14
4th Down Pct.				53.8	35.7
POSSESSION AVG.				29:50	30:10
TOTAL NET YARDS				4951	5223
Avg. Per Game				309.4	326.4
Total Plays				973	1020
Avg. Per Play				5.1	5.1
NET YARDS RUSHING				2152	1813
Avg. Per Game				134.5	113.3
Total Rushes				488	447
NET YARDS PASSING				2799	3410
Avg. Per Game				174.9	213.1
Sacked/Yards Lost				31/196	35/202
Gross Yards				2995	3612
Att./Completions				454/256	538/327
Completion Pct.				56.4	60.8
Had Intercepted				18	17
PUNTS/AVERAGE				80/41.7	74/43.8
NET PUNTING AVG.				80/36.6	74/37.9
PENALTIES/YARDS				67/478	97/785
FUMBLES/BALL LOST				29/12	28/13
TOUCHDOWNS				34	29
Rushing				12	13
Passing				20	13
Returns				2	3

RECEIVING				No.	Yds.	Avg.	Long	TD
Walker				69	1084	15.7	83t	8
Smith				52	512	9.8	20	3
T. Bell				24	115	4.8	16	0
Marshall				20	309	15.5	71t	2
M. Bell				20	158	7.9	24	0
Scheffler				18	286	15.9	29	4
Alexander				18	160	8.9	24	2
Kircus				9	187	20.8	45	0
Sapp				8	34	4.3	9	0
Johnson				7	37	5.3	20	1
Jackson				5	49	9.8	24	0
Nash				4	41	10.3	13	0
Mustard				2	23	11.5	14	0
<b>BRONCOS</b>				<b>256</b>	<b>2995</b>	<b>11.7</b>	<b>83t</b>	<b>20</b>
<b>OPPONENTS</b>				<b>327</b>	<b>3612</b>	<b>11.0</b>	<b>63</b>	<b>13</b>

INTERCEPTIONS				No.	Yds.	Avg.	Long	TD
Bailey				10	162	16.2	70t	1
Da. Williams				4	37	9.3	31t	1
Foxworth				1	45	45.0	45	0
Cox				1	0	0.0	0	0
Ferguson				1	0	0.0	0	0
<b>BRONCOS</b>				<b>17</b>	<b>244</b>	<b>14.4</b>	<b>70t</b>	<b>2</b>
<b>OPPONENTS</b>				<b>18</b>	<b>292</b>	<b>16.2</b>	<b>46</b>	<b>2</b>

PUNTING				No.	Yds.	Avg.	Net	TB	In20	Long	B
Ernstner				80	3338	41.7	36.6	7	23	61	0
<b>BRONCOS</b>				<b>80</b>	<b>3338</b>	<b>41.7</b>	<b>36.6</b>	<b>7</b>	<b>23</b>	<b>61</b>	<b>0</b>
<b>OPPONENTS</b>				<b>74</b>	<b>3240</b>	<b>43.8</b>	<b>37.9</b>	<b>7</b>	<b>33</b>	<b>67</b>	<b>0</b>

PUNT RETURNS				No.	FC	Yds.	Avg.	Long	TD
Da. Williams				25	12	206	8.2	34	0
Kircus				6	4	86	14.3	42	0
Smith				1	0	2	2.0	2	0
<b>BRONCOS</b>				<b>32</b>	<b>16</b>	<b>294</b>	<b>9.2</b>	<b>42</b>	<b>0</b>
<b>OPPONENTS</b>				<b>39</b>	<b>16</b>	<b>268</b>	<b>6.9</b>	<b>21</b>	<b>0</b>

KICKOFF RETURNS				No.	Yds.	Avg.	Long	TD
Clark				23	512	22.3	36	0
Morgan				17	423	24.9	64	0
M. Bell				5	97	19.4	22	0
Sapp				4	95	23.8	53	0
Kircus				2	38	19.0	20	0
Cobbs				1	0	0.0	0	0
Johnson				1	14	14.0	14	0
Mustard				1	2	2.0	2	0
Da. Williams				0	6	—	6	0
<b>BRONCOS</b>				<b>54</b>	<b>1187</b>	<b>22.0</b>	<b>64</b>	<b>0</b>
<b>OPPONENTS</b>				<b>55</b>	<b>1480</b>	<b>26.9</b>	<b>60</b>	<b>0</b>

FIELD GOALS				1-19	20-29	30-39	40-49	50+
Elam				0/0	10/10	10/10	6/8	1/1
<b>BRONCOS</b>				<b>0/0</b>	<b>10/10</b>	<b>10/10</b>	<b>6/8</b>	<b>1/1</b>
<b>OPPONENTS</b>				<b>0/0</b>	<b>12/12</b>	<b>8/9</b>	<b>11/14</b>	<b>3/7</b>

ELAM: (49G)(44N,23G,22G,39G)(23G)(43G,44G)(51G,22G)(32G,43N)(49G)(32G)(24G)(42G,38G)(31G)(37G,41G)(34G,33G)(30G,22G,30G)(24G)(22G,21G,22G)															
OPPONENTS: (26G,44N,38G,29G,51G,48G,24G)(29G,45G)(37B)(24G)(54N,47G)(40G)(42G,30G,48G,37G)(40N,46G,29G)(55G,20G,51N)(24G,34G,29G,21G)(40N,53N,44G,23G,50G)(34G,35G)(49G,50N,38G)(46G)(46G,29G,46G,36G)															
PASSING				Att.	Comp.	Yds.	Comp.%	Yds/Att.	TD	TD%	Int	Int%	Long	Sack/Lost	Rating
Plummer				317	175	1994	55.2	6.29	11	3.5	13	4.1	83t	18/111	68.8
Cutler				137	81	1001	59.1	7.31	9	6.6	5	3.6	71t	13/85	88.5
<b>BRONCOS</b>				<b>454</b>	<b>256</b>	<b>2995</b>	<b>56.4</b>	<b>6.60</b>	<b>20</b>	<b>4.4</b>	<b>18</b>	<b>4.0</b>	<b>83t</b>	<b>31/196</b>	<b>74.7</b>
<b>OPPONENTS</b>				<b>538</b>	<b>327</b>	<b>3612</b>	<b>60.8</b>	<b>6.71</b>	<b>13</b>	<b>2.4</b>	<b>17</b>	<b>3.2</b>	<b>63</b>	<b>35/202</b>	<b>75.6</b>

## 2006 DEFENSIVE STATS

(based on coaches' film review)

	TT	UT	A	S-YDS	I-YDS	PD	FF	FR
1 Wilson	113	88	25	1-5	0-0	6	1	0
2 Gold	101	77	24	0-0	0-0	4	1	0
3 Bailey	98	84	14	0-0	10-162	30	0	1
4 Lynch	97	64	33	0-0	0-0	5	2	1
5 Da. Williams	89	79	10	0-0	4-37	16	1	1
6 D.J. Williams	86	69	17	1-8	0-0	3	2	0
7 Myers	80	51	29	2-3	0-0	2	1	2
8 Ekuban	78	61	17	7-45.5	0-0	2	1	0
9 Foxworth	58	47	11	1-4	1-45	12	1	0
10 Engelberger	55	37	18	1-4	0-0	4	2	1
11 Lang	51	39	12	6-34	0-0	1	0	0
12 Warren	51	32	19	2.5-12	0-0	2	0	0
13 Veal	39	25	14	1.5-14	0-0	2	0	0
14 Ferguson	36	28	8	0-0	1-0	5	1	0
15 Chukwurah	20	11	9	4.5-20	0-0	1	0	0
16 Dumervil	19	15	4	8.5-56.5	0-0	0	2	3
17 Brandon	15	9	6	0-0	0-0	1	1	0
18 Paymah	14	14	0	0-0	0-0	2	0	0
19 Webster	13	7	6	0-0	0-0	0	0	0
20 Cox	11	10	1	0-0	1-0	5	0	1
21 Abdullah	4	3	1	0-0	0-0	0	0	0
22 Burns	2	1	1	0-0	0-0	0	0	0
Peterson	2	1	1	0-0	0-0	0	0	0
24 Burton	1	0	1	0-0	0-0	0	0	0
Green	1	1	0	0-0	0-0	0	0	0
<b>TOTALS</b>	<b>1134</b>	<b>853</b>	<b>281</b>	<b>35-202</b>	<b>17-244</b>	<b>103</b>	<b>17</b>	<b>10</b>

## 2006 GAMES STARTED

OFFENSE		DEFENSE	
QB Cutler, Jay	5	DE Ekuban, Ebenezer	15
QB Plummer, Jake	11	DE Engelberger, John	1
RB Bell, Mike	3	DE Lang, Kenard	16
RB Bell, Tatum	13	DT Myers, Michael	16
FB Johnson, Kyle	7	DT Veal, Demetris	1
FB Sapp, Cecil	1	DT Warren, Gerard	15
WR Marshall, Brandon	1	LB Gold, Ian	15
WR Smith, Rod	16	LB Webster, Nate	2
WR Walker, Javon	16	LB Williams, D.J.	15
TE Alexander, Stephen	14	LB Wilson, A.I.	15
TE Mustard, Chad	4	CB Bailey, Champ	16
TE Scheffler, Tony	5	CB Williams, Darrent	14
C Nalen, Tom	16	DB Foxworth, Domonique	5
T Foster, George	13	S Cox, Curume	4
T Lepsis, Matt	6	S Ferguson, Nick	10
T Meadows, Adam	3	S Lynch, John	16
T Pears, Erik	10		
G Carlisle, Cooper	16		
G Hamilton, Ben	16		

## 2006 COACHES

**Mike Shanahan** (Head Coach), **Mike Heimerdinger** (Asst. Head Coach), **Rick Dennison** (Offensive Coordinator), **Larry Cory** (Defensive Coordinator), **Jeremy Bates** (Offensive Asst.), **Chip Beake** (Quality Control), **Ronnie Bradford** (Special Teams), **Tim Brewster** (Tight Ends), **Jacob Burrey** (Defensive Line/Ends), **Kirk Doll** (Linebackers), **Thomas McGaughey** (Special Teams Asst.), **Pat McPherson** (Quarterbacks), **Andre Patterson** (Defensive Line/Tackles), **Jim Ryan** (Defensive Asst.), **Greg Saporta** (Asst. Strength & Conditioning), **Bob Slowik** (Defensive Backs), **Ryan Slowik** (Defensive Asst.), **Cedric Smith** (Asst. Strength & Conditioning), **Jimmy Spencer** (Asst. Defensive Backs), **Bobby Turner** (Running Backs), **Rich Tulen** (Strength & Conditioning), **Steve Watson** (Wide Receivers).

## 2006 LEADERS / RANKINGS

INDIVIDUAL	PLAYER	NO.	AFC RANK	NFL RANK	NFL LEADER	NO.
Points	Elam	115	51	101	Tomlinson (SD)	186
Rushing Yards	T. Bell	1,025	9	22	Tomlinson (SD)	1,815
Passing Yards	Plummer	1,994	13	27	Brees (NO)	4,418
Passer Rating	Plummer	68.8	13	28	Manning (IND)	101.0
Receiving Yards	Walker	1,084	7	15	C. Johnson (CIN)	1,369
Receptions	Walker	69	14	28	A. Johnson (HOU)	103
Interceptions	Bailey	10	11	11	Bailey (DEN)/Samuel (NE)	10
Sacks	Dumervil	8.5	15	22	Merriman (SD)	17.0

OFFENSE	NO.	AFC RANK	NFL RANK	NFL LEADER	NO.
Points Per Game	19.9	10	17	San Diego	30.8
Total Yards Per Game	309.4	10	21	New Orleans	391.5
Yards Per Play	5.1	9	18	Philadelphia	6.2
Rushing Yards Per Game	134.5	4	8	Atlanta	183.7
Net Passing Yards Per Game	174.9	12	25	New Orleans	281.4

DEFENSE	NO.	AFC RANK	NFL RANK	NFL LEADER	NO.
Points Per Game	19.1	7	81	Baltimore	12.6
Total Yards Per Game	326.4	8	14	Baltimore	264.1
Yards Per Play	5.1	8	12	Baltimore	4.5
Rushing Yards Per Game	113.3	7	12	Minnesota	61.6
Net Passing Yards Per Game	213.1	13	21	Oakland	150.8

## 2006 KEY AWARDS

**Pro Bowl (3):** CB Champ Bailey, S John Lynch, LB A.I. Wilson. **AP All-Pro (2):** CB Champ Bailey (first team), LB A.I. Wilson (second team).

## 2006 NFL STANDINGS

### AFC EAST

Team	W	L	T	Pct	PF	PA
y-New England	12	4	0	.750	385	237
x-New York Jets	10	6	0	.625	316	295
Buffalo	7	9	0	.438	300	311
Miami	6	10	0	.375	260	283

### AFC NORTH

Team	W	L	T	Pct	PF	PA
yz-Baltimore	13	3	0	.813	353	201
Cincinnati	8	8	0	.500	373	331
Pittsburgh	8	8	0	.500	353	315
Cleveland	4	12	0	.250	238	356

### AFC SOUTH

Team	W	L	T	Pct	PF	PA
y-Indianapolis	12	4	0	.750	427	360
Tennessee	8	8	0	.500	324	400
Jacksonville	8	8	0	.500	371	274
Houston	6	10	0	.375	267	366

### AFC WEST

Team	W	L	T	Pct	PF	PA
*yz-San Diego	14	2	0	.875	492	303
x-Kansas City	9	7	0	.563	331	315
Denver	9	7	0	.563	319	305
Oakland	2	14	0	.125	168	332

### NFC EAST

Team	W	L	T	Pct	PF	PA
y-Philadelphia	10	6	0	.625	398	328
x-Dallas	9	7	0	.563	425	350
x-New York Giants	8	8	0	.500	355	362
Washington	5	11	0	.313	307	376

### NFC NORTH

Team	W	L	T	Pct	PF	PA
*yz-Chicago	13	3	0	.813	427	255
Green Bay	8	8	0	.500	301	366
Minnesota	6	10	0	.375	282	327
Detroit	3	13	0	.188	305	398

### NFC SOUTH

Team	W	L	T	Pct	PF	PA
yz-New Orleans	10	6	0	.625	413	322
Carolina	8	8	0	.500	270	305
Atlanta	7	9	0	.438	292	328
Tampa Bay	4	12	0	.250	211	353

### NFC WEST

Team	W	L	T	Pct	PF	PA
y-Seattle	9	7	0	.563	335	341
St. Louis	8	8	0	.500	367	381
San Francisco	7	9	0	.438	298	412
Arizona	5	11	0	.313	314	389

x - Playoffs; y - Division Title; z - First-round Bye; \* - Home-field Advantage

## WILD CARD PLAYOFF GAMES

1/6 - at Indianapolis 23, Kansas City 8  
 1/6 - at Seattle 21, Dallas 20  
 1/7 - at New England 37, New York Jets 16  
 1/7 - at Philadelphia 23, New York Giants 20

## DIVISIONAL PLAYOFF GAMES

1/13 - Indianapolis 15, at Baltimore 6  
 1/13 - at New Orleans 27, Philadelphia 24  
 1/14 - at Chicago 27, Seattle 24 (OT)  
 1/14 - New England 24, at San Diego 21

## CONFERENCE CHAMPIONSHIPS

1/21 - at Chicago 39, New Orleans 14  
 1/21 - at Indianapolis 38, New England 34

## SUPER BOWL XLI (SOUTH FLORIDA)

2/4 - Indianapolis 29, Chicago 17

# 2005 FINAL STATISTICS (13-3)

Head Coach: Mike Shanahan    AFC West: 1st    Home Stadium: INVESCO Field at Mile High

Date	W-L	Score	Opponent	Attendance	RUSHING	No.	Yds.	Avg.	Long	TD
Sept 11	L	10-34	at Miami	72,324	M. Anderson	239	1014	4.2	44t	12
Sept 18	W	20-17	San Diego	75,310	Bell	173	921	5.3	68	8
Sept 26	W	30-10	Kansas City	76,381	Dayne	53	270	5.1	55	1
Oct 2	W	20-7	at Jacksonville	66,045	Plummer	46	151	3.3	22	2
Oct 9	W	21-19	Washington	75,880	Lelie	5	84	16.8	39	0
Oct 16	W	28-20	New England	76,571	Van Pelt	11	48	4.4	11	1
Oct 23	L	23-24	at New York Giants	78,516	Sapp	5	21	4.2	10	0
Oct 30	W	49-21	Philadelphia	76,530	Adams	5	14	2.8	13	0
Nov 13	W	31-17	at Oakland	62,779	Johnson	4	9	2.3	4	1
Nov 20	W	27-0	New York Jets	76,255	Smith	1	7	7.0	7	0
Nov 24	W	24-21	at Dallas (OT)	63,273	<b>BRONCOS</b>	<b>542</b>	<b>2539</b>	<b>4.7</b>	<b>68</b>	<b>25</b>
Dec 4	L	27-31	at Kansas City	78,261	<b>OPPONENTS</b>	<b>344</b>	<b>1363</b>	<b>4.0</b>	<b>61</b>	<b>10</b>
Dec 11	W	12-10	Baltimore	75,651						
Dec 17	W	28-17	at Buffalo	71,887						
Dec 24	W	22-3	Oakland	76,212						
Dec 31	W	23-7	at San Diego	65,513						

TEAM STATISTICS				Den	Opp
TOTAL FIRST DOWNS				330	295
Rushing				145	82
Passing				162	183
Penalty				23	30
3RD DOWN: MADE/ATT				76/210	76/207
3rd Down Pct.				36.2	36.7
4TH DOWN: MADE/ATT				14/19	10/19
4th Down Pct.				73.7	52.6
POSSESSION AVG.				32:37	27:23
TOTAL NET YARDS				5766	5006
Avg. Per Game				360.4	312.9
Total Plays				1030	985
Avg. Per Play				5.6	5.1
NET YARDS RUSHING				2539	1363
Avg. Per Game				158.7	85.2
Total Rushes				542	344
NET YARDS PASSING				3227	3643
Avg. Per Game				201.7	227.7
Sacked/Yards Lost				23/146	28/190
Gross Yards				3373	3833
Att./Completions				465/279	613/344
Completion Pct.				60.0	56.1
Had Intercepted				7	20
PUNTS/AVERAGE				73/43.2	81/44.9
NET PUNTING AVG.				73/38.0	81/38.2
PENALTIES/YARDS				97/756	139/989
FUMBLES/BALL LOST				19/9	29/16
TOUCHDOWNS				46	31
Rushing				25	10
Passing				18	20
Returns				3	1

SCORE BY PERIODS				1	2	3	4	OT	PTS
BRONCOS				81	143	83	85	3	395
OPPONENTS				44	61	37	116	0	258

SCORING				TD	Ru	Pa	Ret	PAT	FG	S	PTS
Elam				0	0	0	0	43/44	24/32	0	115
M. Anderson				13	12	1	0	0	0	0	78
Bell				8	8	0	0	0	0	0	48
Johnson				6	1	5	0	0	0	0	36
Smith				6	0	6	0	0	0	0	36
Bailey				2	0	0	2	0	0	0	12
Carswell				2	0	2	0	0	0	0	12
Plummer				2	2	0	0	0	0	0	12
S. Alexander				1	0	1	0	0	0	0	6
Dayne				1	1	0	0	0	0	0	6
Devoe				1	0	1	0	0	0	0	6
Duke				1	0	1	0	0	0	0	6
Lelie				1	0	1	0	0	0	0	6
Van Pelt				1	1	0	0	0	0	0	6
Da. Williams				1	0	0	1	0	0	0	6
Putzier				0	0	0	0	0	0	0	2
Veal				0	0	0	0	0	0	0	2
BRONCOS				46	25	18	3	43/44	24/32	1	395
OPPONENTS				31	10	20	1	30/30	14/18	0	258

PUNT RETURNS				No.	FC	Yds.	Avg.	Long	TD
Da. Williams				17	12	148	8.7	52	0
Adams				16	5	133	8.3	32	0
BRONCOS				33	17	281	8.5	52	0
OPPONENTS				36	15	266	7.4	20	0

KICKOFF RETURNS				No.	Yds.	Avg.	Long	TD
Da. Williams				18	431	23.9	36	0
R. Alexander				12	261	21.8	31	0
Adams				10	218	21.8	32	0
Sapp				2	28	14.0	20	0
M. Anderson				1	18	18.0	18	0
Carswell				1	0	0.0	0	0
Engelberger				1	5	5.0	5	0
Johnson				1	8	8.0	8	0
Veal				1	6	6.0	6	0
BRONCOS				47	975	20.7	36	0
OPPONENTS				67	1696	25.3	87	0

FIELD GOALS				1-19	20-29	30-39	40-49	50+
Elam				0/0	9/10	5/5	9/13	1/4
BRONCOS				0/0	9/10	5/5	9/13	1/4
OPPONENTS				0/0	3/3	6/8	4/5	1/2

ELAM: (28G)(45G,53N,53N,41G)(30G,51G,25G,46N)(41N,46B,33G,42G)  
 ((49G,42G,27G,49N))((22G,38G,25G)(26G,47G)(24G)(22G,40G)  
 (47G,48G))((29G,33G,34G,52N)(28N))  
 OPPONENTS: (29G,44G)(42G)(28G))((34G,38B,36G) (39G,53N,38G)  
 (52G))((45N,40G))((34N)(34G)(29G) (31G)(43G))

2-PT. CONVERSIONS:				Putzier, BRONCOS 1-2, OPPONENTS 0-1
SACKS:				Ekuban 4.0, Lynch 4.0, Pryce 4.0, Gold 3.0, Warren 3.0, Wilson 3.0, Brown 2.0, Coleman 1.0, M. Myers 1.0, Veal 1.0, Da. Williams 1.0, (group) 1.0, BRONCOS 28.0, OPPONENTS 23.0

PASSING	Att.	Comp.	Yds.	Comp.%	Yds/Att.	TD	TD%	Int	Int%	Long	Sack/Lost	Rating
Plummer	456	277	3366	60.7	7.38	18	3.9	7	1.5	72	22/135	90.2
Van Pelt	8	2	7	25.0	0.88	0	0.0	0	0.0	5	0/0	39.6
Smith	1	0	0	0.0	0.00	0	0.0	0	0.0	0	1/11	39.6
BRONCOS	465	279	3373	60.0	7.25	18	3.9	7	1.5	72	23/146	88.9
OPPONENTS	613	344	3833	56.1	6.25	20	3.3	20	3.3	91t	28/190	72.2

## 2005 DEFENSIVE STATS

(based on coaches' film review)

	TT	UT	A	S-YDS	I-YDS	PD	FF	FR
1 Gold	106	81	25	3-17	0-0	5	4	2
2 Wilson	90	72	18	3-12	0-0	9	2	1
3 Ferguson	81	62	19	0-0	5-59	12	2	1
4 Bailey	72	62	10	0-0	8-139	28	2	0
5 Lynch	69	47	22	4-41	2-2	8	4	0
6 D.J. Williams	68	44	24	0-0	0-0	5	1	0
7 Foxworth	66	59	7	0-0	2-23	18	1	1
8 Da. Williams	58	52	6	1-8	2-108	12	1	1
9 Myers	50	28	22	1-10	0-0	2	0	1
10 Warren	42	22	20	3-25	0-0	3	1	0
11 Ekuban	41	28	13	4-21	0-0	2	0	1
12 Pryce	41	35	6	4-22	0-0	1	1	0
13 Brown	38	30	8	2-14	0-0	1	0	2
14 Veal	33	23	10	1-14	0-0	0	0	1
15 Engelberger	24	17	7	0-0	0-0	0	0	0
16 Brandon	20	13	7	0-0	0-0	3	0	1
17 Walls	16	16	0	0-0	0-0	6	1	0
18 Cox	11	9	2	0-0	1-48	5	0	0
19 Coleman	10	6	4	1-6	0-0	1	0	0
20 Paymah	3	2	1	0-0	0-0	0	0	0
21 Burns	2	0	2	0-0	0-0	0	0	0
22 Chukwurah	2	1	1	0-0	0-0	0	0	0
23 Pope	2	2	0	0-0	0-0	0	0	0
24 Team	0	0	0	1-0	0-0	0	0	0
<b>TOTALS</b>	<b>945</b>	<b>711</b>	<b>234</b>	<b>28-190</b>	<b>20-379</b>	<b>121</b>	<b>20</b>	<b>12</b>

## 2005 GAMES STARTED

OFFENSE	DEFENSE
QB Plummer, Jake	16 DE Brown, Courtney
RB Anderson, Mike	15 DE Ekuban, Ebenezer
RB Bell, Tatum	1 DE Pryce, Trevor
FB Johnson, Kyle	14 DT Myers, Michael
WR Adams, Charlie	2 DT Warren, Gerard
WR Lelie, Ashley	13 LB Burns, Keith
WR Smith, Rod	16 LB Gold, Ian
TE Alexander, Stephen	15 LB Williams, D.J.
TE Putzler, Jeb	14 LB Wilson, Al
C Nalen, Tom	16 CB Bailey, Champ
T Foster, George	16 CB Foxworth, Dominique
T Lepsis, Matt	16 CB Walls, Lenny
G Carlisle, Cooper	16 CB Williams, Darrent
G Hamilton, Ben	16 S Cox, Curume
	16 S Ferguson, Nick
	16 S Lynch, John

## 2005 COACHES

**Mike Shanahan** (Head Coach), **Gary Kubiak** (Offensive Coordinator), **Larry Coyer** (Defensive Coordinator), **Ronnie Bradford** (Special Teams), **Tim Brewster** (Tight Ends), **Jacob Burney** (Defensive Line/Ends), **Troy Calhoun** (Asst. to Head Coach), **Rick Dennison** (Offensive Line), **Kirk Doll** (Linebackers), **Thomas McGaughey** (Special Teams Asst.), **Pat McPherson** (Quarterbacks), **Andre Patterson** (Defensive Line/Tackles), **Jim Ryan** (Defensive Asst.), **Greg Saporta** (Asst. Strength & Conditioning), **Bob Slowik** (Defensive Backs), **Ryan Slowik** (Defensive Asst.), **Cedric Smith** (Asst. Strength & Conditioning), **Jimmy Spencer** (Asst. Defensive Backs), **Bobby Turner** (Running Backs), **Rich Tulen** (Strength & Conditioning), **Steve Watson** (Wide Receivers).

## 2005 LEADERS / RANKINGS

INDIVIDUAL	PLAYER	NO.	AFC RANK	NFL RANK	NFL LEADER	NO.
Points	Elam	115	7	12	Alexander (SEA)	168
Rushing Yards	Anderson	1,014	9	16	Alexander (SEA)	1,880
Passing Yards	Plummer	3,366	7	12	Brady (NE)	4,110
Passer Rating	Plummer	90.2	5	7	Manning (IND)	104.1
Receiving Yards	Smith	1,105	4	13	Smith (CAR)	1,563
Receptions	Smith	85	4	9	Smith (CAR)/Rogers (ARI)	103
Interceptions	Bailey	8	3	4t	Law (NYJ)/O'Neal (CIN)	10
Sacks	Three Players	4	40t	78t	Burgess (OAK)	16.0
OFFENSE		NO.	AFC RANK	NFL RANK	NFL LEADER	NO.
Points Per Game		24.7	5	7	Seattle	28.3
Total Yards Per Game		360.4	3	5	Kansas City	387.0
Yards Per Play		5.6	4	5	Kansas City	5.8
Rushing Yards Per Game		158.7	1	2	Atlanta	159.1
Net Passing Yards Per Game		201.7	9	18	Arizona	277.3
DEFENSE		NO.	AFC RANK	NFL RANK	NFL LEADER	NO.
Points Per Game		16.1	2t	3t	Chicago	12.6
Total Yards Per Game		312.9	7	15	Tampa Bay	277.8
Yards Per Play		5.1	8	18	Chicago	4.4
Rushing Yards Per Game		85.2	2	2	San Diego	84.3
Net Passing Yards Per Game		227.7	14	29	Green Bay	167.5

## 2005 KEY AWARDS

**Pro Bowl (4):** CB Champ Bailey, S John Lynch, WR Rod Smith, LB Al Wilson. **AP All-Pro (2):** CB Champ Bailey (first team), LB Al Wilson (first team).

## 2005 NFL STANDINGS

### AFC EAST

Team	W	L	T	Pct	PF	PA
y-New England	10	6	0	.625	379	338
Miami	9	7	0	.563	318	317
Buffalo	5	11	0	.313	271	367
New York Jets	4	12	0	.250	240	355

### AFC NORTH

Team	W	L	T	Pct	PF	PA
y-Cincinnati	11	5	0	.688	421	350
x-Pittsburgh	11	5	0	.688	389	258
Baltimore	6	10	0	.375	265	299
Cleveland	6	10	0	.375	232	301

### AFC SOUTH

Team	W	L	T	Pct	PF	PA
*yz-Indianapolis	14	2	0	.875	439	247
x-Jacksonville	12	4	0	.750	361	269
Tennessee	4	12	0	.250	299	421
Houston	2	14	0	.125	260	431

### AFC WEST

Team	W	L	T	Pct	PF	PA
yz-Denver	13	3	0	.813	395	258
Kansas City	10	6	0	.625	403	325
San Diego	9	7	0	.563	418	312
Oakland	4	12	0	.250	290	383

### NFC EAST

Team	W	L	T	Pct	PF	PA
y-New York Giants	11	5	0	.688	422	314
x-Washington	10	6	0	.625	359	293
Dallas	9	7	0	.563	325	308
Philadelphia	6	10	0	.375	310	388

### NFC NORTH

Team	W	L	T	Pct	PF	PA
yz-Chicago	11	5	0	.688	260	202
Minnesota	9	7	0	.563	306	344
Detroit	5	11	0	.313	254	345
Green Bay	4	12	0	.250	298	344

### NFC SOUTH

Team	W	L	T	Pct	PF	PA
y-Tampa Bay	11	5	0	.688	300	274
x-Carolina	11	5	0	.688	391	259
Atlanta	8	8	0	.500	351	341
New Orleans	3	13	0	.188	235	398

### NFC WEST

Team	W	L	T	Pct	PF	PA
*yz-Seattle	13	3	0	.813	452	271
St. Louis	6	10	0	.375	363	429
Arizona	5	11	0	.313	311	387
San Francisco	4	12	0	.250	239	428

x - Playoffs; y - Division Title; z - First-round Bye; \* - Home-field Advantage

## WILD CARD PLAYOFF GAMES

1/7 - Washington 17, at Tampa Bay 10  
1/7 - at New England 28, Jacksonville 3  
1/8 - Carolina 23, at New York Giants 0  
1/8 - Pittsburgh 31, at Cincinnati 17

## DIVISIONAL PLAYOFF GAMES

1/14 - at Seattle 20, Washington 10  
1/14 - at Denver 27, New England 13  
1/15 - Pittsburgh 21, at Indianapolis 18  
1/15 - Carolina 29, at Chicago 21

## CONFERENCE CHAMPIONSHIPS

1/22 - Pittsburgh 34, at Denver 17  
1/22 - at Seattle 34, Carolina 14

## SUPER BOWL XL (DETROIT)

2/5 - Pittsburgh 21, Seattle 10



# 2004 FINAL STATISTICS (10-6)

Head Coach: Mike Shanahan AFC West: 2nd Home Stadium: INVESCO Field at Mile High

Date	W-L	Score	Opponent	Attendance	RUSHING	No.	Yds.	Avg.	Long	TD
Sept 12	W	34-24	Kansas City	75,939	Droughns	275	1240	4.5	51t	6
Sept 19	L	6-7	at Jacksonville	69,127	Bell	75	396	5.3	29	3
Sept 26	W	23-13	San Diego	74,533	Griffin	85	311	3.7	47t	2
Oct 3	W	16-13	at Tampa Bay	65,341	Plummer	62	202	3.3	22	1
Oct 10	W	20-17	Carolina	75,072	Hearst	20	81	4.1	11	1
Oct 17	W	31-3	at Oakland	62,507	Smith	5	33	6.6	14	0
Oct 25	L	10-23	at Cincinnati	65,806	Watts	5	33	6.6	10	0
Oct 31	L	28-41	Atlanta	75,083	Sapp	4	32	8.0	18	0
Nov 7	W	31-13	Houston	74,292	Lelie	3	5	1.7	8	0
Nov 21	W	34-13	at New Orleans	64,900	<b>BRONCOS</b>	<b>534</b>	<b>2333</b>	<b>4.4</b>	<b>51t</b>	<b>13</b>
Nov 28	L	24-25	Oakland	75,936	<b>OPPONENTS</b>	<b>396</b>	<b>1512</b>	<b>3.8</b>	<b>44</b>	<b>16</b>
Dec 5	L	17-20	at San Diego	65,395	<b>RECEIVING</b>	<b>No.</b>	<b>Yds.</b>	<b>Avg.</b>	<b>Long</b>	<b>TD</b>
Dec 12	W	20-17	Miami	75,027	Smith	79	1144	14.5	85t	7
Dec 19	L	17-45	at Kansas City	77,702	Lelie	54	1084	20.1	58	7
Dec 25	W	37-16	at Tennessee	68,809	Putzier	36	572	15.9	39	2
Jan 2	W	33-14	Indianapolis	75,149	Droughns	32	241	7.5	23t	2
					Watts	31	385	12.4	28	1
					Carswell	22	198	9.0	20	1
					Griffin	10	68	6.8	22	1
					K. Johnson	9	126	14.0	31	2
					Jackson	8	73	9.1	20	0
					Hape	8	35	4.4	11	4
					Luke	6	52	8.7	12	0
					Bell	5	80	16.0	58	0
					Hearst	2	20	10.0	15	0
					Bailey	1	11	11.0	11	0
					<b>BRONCOS</b>	<b>303</b>	<b>4089</b>	<b>13.5</b>	<b>85t</b>	<b>27</b>
					<b>OPPONENTS</b>	<b>272</b>	<b>3213</b>	<b>11.8</b>	<b>71t</b>	<b>17</b>

TEAM STATISTICS	Den	Opp
TOTAL FIRST DOWNS	351	235
Rushing	127	83
Passing	184	130
Penalty	40	22
3RD DOWN: MADE/ATT	78/206	65/209
3rd Down Pct.	37.9	31.1
4TH DOWN: MADE/ATT	7/14	5/14
4th Down Pct.	50.0	35.7
POSSESSION AVG.	32:38	27:23
TOTAL NET YARDS	6332	4459
Avg. Per Game	395.8	278.7
Total Plays	1070	918
Avg. Per Play	5.9	4.9
NET YARDS RUSHING	2333	1512
Avg. Per Game	145.8	94.5
Total Rushes	534	396
NET YARDS PASSING	3999	2947
Avg. Per Game	249.9	184.2
Sacked/Yards Lost	15/90	38/266
Gross Yards	4089	3213
Att./Completions	521/303	484/272
Completion Pct.	58.2	56.2
Had Intercepted	20	12
PUNTS/AVERAGE	70/40.5	95/44.7
NET PUNTING AVG.	70/34.3	95/38.2
PENALTIES/YARDS	93/880	120/1062
FUMBLES/BALL LOST	23/9	24/8
TOUCHDOWNS	42	35
Rushing	13	16
Passing	27	17
Returns	2	2

SCORE BY PERIODS	1	2	3	4	OT	PTS
BRONCOS	102	138	50	91	0	381
OPPONENTS	68	121	67	48	0	304

SCORING	TD	Ru	Pa	Ret	PAT	FG	S	PTS
Elam	0	0	0	0	42/42	29/34	0	129
Droughns	8	6	2	0	0	0	48	
Lelie	7	0	7	0	0	0	42	
Smith	7	0	7	0	0	0	42	
Hape	4	0	4	0	0	0	24	
Bell	3	3	0	0	0	0	18	
Griffin	3	2	1	0	0	0	18	
K. Johnson	2	0	2	0	0	0	12	
Putzier	2	0	2	0	0	0	12	
Carswell	1	0	1	0	0	0	6	
Hearst	1	1	0	0	0	0	6	
E. Johnson	1	0	0	1	0	0	6	
Plummer	1	1	0	0	0	0	6	
Watts	1	0	1	0	0	0	6	
Wilson	1	0	0	1	0	0	6	
<b>BRONCOS</b>	<b>42</b>	<b>13</b>	<b>27</b>	<b>2</b>	<b>42/42</b>	<b>29/34</b>	<b>0</b>	<b>381</b>
<b>OPPONENTS</b>	<b>35</b>	<b>16</b>	<b>17</b>	<b>2</b>	<b>31/32</b>	<b>21/26</b>	<b>0</b>	<b>304</b>

2-PT. CONVERSIONS: BRONCOS 0-0, OPPONENTS 0-3

**SACKS:** Hayward 10.5, E. Johnson 3.0, Palepoi LG 3.0, Palepoi TM 3.0, Coleman 2.5, Fatafehi 2.5, Wilson 2.5, Ellis 2.0, K. Kennedy 2.0, Lynch 2.0, Williams 2.0, Chukwurah 1.0, Herndon 1.0, R. Johnson 1.0, Middlebrooks 1.0, Pope 1.0, Spragan 1.0, **BRONCOS 38.0, OPPONENTS 15.0**

PASSING	Att.	Comp.	Yds.	Comp.%	Yds/Att.	TD	TD%	Int	Int%	Lg	Sack/Lost	Rating
Plummer	521	303	4089	58.2	7.85	27	5.2	20	3.8	85t	15/90	84.5
BRONCOS	521	303	4089	58.2	7.85	27	5.2	20	3.8	85t	15/90	84.5
OPPONENTS	484	272	3213	56.2	6.64	17	3.5	12	2.5	71t	38/266	78.0

RECEIVING	No.	Yds.	Avg.	Long	TD
Smith	79	1144	14.5	85t	7
Lelie	54	1084	20.1	58	7
Putzier	36	572	15.9	39	2
Droughns	32	241	7.5	23t	2
Watts	31	385	12.4	28	1
Carswell	22	198	9.0	20	1
Griffin	10	68	6.8	22	1
K. Johnson	9	126	14.0	31	2
Jackson	8	73	9.1	20	0
Hape	8	35	4.4	11	4
Luke	6	52	8.7	12	0
Bell	5	80	16.0	58	0
Hearst	2	20	10.0	15	0
Bailey	1	11	11.0	11	0
<b>BRONCOS</b>	<b>303</b>	<b>4089</b>	<b>13.5</b>	<b>85t</b>	<b>27</b>
<b>OPPONENTS</b>	<b>272</b>	<b>3213</b>	<b>11.8</b>	<b>71t</b>	<b>17</b>

INTERCEPTIONS	No.	Yds.	Avg.	Long	TD
Bailey	3	0	0.0	0	0
Herndon	2	17	8.5	15	0
Wilson	2	17	8.5	10	1
Hayward	1	76	76.0	76	0
E. Johnson	1	32	32.0	32t	1
K. Kennedy	1	21	21.0	21	0
Williams	1	10	10.0	10	0
Lynch	1	2	2.0	2	0
<b>BRONCOS</b>	<b>12</b>	<b>175</b>	<b>14.6</b>	<b>76</b>	<b>2</b>
<b>OPPONENTS</b>	<b>20</b>	<b>344</b>	<b>17.2</b>	<b>97</b>	<b>1</b>

PUNTING	No.	Yds.	Avg.	Net	TB	In20	Long	B
Knorr	54	2243	41.5	34.2	6	12	66	1
Baker LG	24	931	38.8	31.6	1	10	52	0
Baker TM	15	591	39.4	34.4	1	7	48	0
<b>BRONCOS</b>	<b>70</b>	<b>2834</b>	<b>40.5</b>	<b>34.3</b>	<b>7</b>	<b>19</b>	<b>66</b>	<b>1</b>
<b>OPPONENTS</b>	<b>95</b>	<b>4250</b>	<b>44.7</b>	<b>38.2</b>	<b>11</b>	<b>36</b>	<b>65</b>	<b>0</b>

PUNT RETURNS	No.	FC	Yds.	Avg.	Long	TD
Smith	22	8	223	10.1	30	0
Luke	19	8	135	7.1	21	0
Adams	2	1	42	21.0	39	0
<b>BRONCOS</b>	<b>43</b>	<b>17</b>	<b>400</b>	<b>9.3</b>	<b>39</b>	<b>0</b>
<b>OPPONENTS</b>	<b>32</b>	<b>11</b>	<b>295</b>	<b>9.2</b>	<b>50</b>	<b>0</b>

KICKOFF RETURNS	No.	Yds.	Avg.	Long	TD
R. Alexander	19	386	20.3	32	0
Luke	15	306	20.4	32	0
Droughns	14	344	24.6	48	0
Griffin	4	52	13.0	21	0
Sapp	1	34	34.0	34	0
<b>BRONCOS</b>	<b>53</b>	<b>1122</b>	<b>21.2</b>	<b>48</b>	<b>0</b>
<b>OPPONENTS</b>	<b>68</b>	<b>1635</b>	<b>24.0</b>	<b>97t</b>	<b>1</b>

FIELD GOALS	1-19	20-29	30-39	40-49	50+
Elam	0/0	10/10	7/8	9/12	3/4
<b>BRONCOS</b>	<b>0/0</b>	<b>10/10</b>	<b>7/8</b>	<b>9/12</b>	<b>3/4</b>
<b>OPPONENTS</b>	<b>0/0</b>	<b>6/6</b>	<b>7/8</b>	<b>3/5</b>	<b>5/7</b>

**ELAM:** (43G,45G)(44G,22G,51N)(22G,23G,43G)(49G,50G,23G)(32G,33G)(33G)(49N,29G)(52G)(48G,34G)(32G,43B)(43N,31G)(20G,50G)(27G)(22G,34N, 22G,30G)(45G,23G,40G,40G)

**OPPONENTS:** (58N,50G)(23G,51G)(28G,30G)(53G, 52N)(35G)(53G, 34G,35G)(24G,43G,49N)(37N)(24G,36G)(48N)(23G,23G)(32G)(39G)(44G,43G,50G)(1)

## 2004 DEFENSIVE STATS

(based on coaches' film review)

	TT	UT	A	S-YDS	I-YDS	PD	FF	FR
1 Williams	114	82	32	2-13	1-10	9	1	0
2 Wilson	109	73	36	2.5-20	2-17	4	2	0
3 Kennedy	90	73	17	2-15	1-21	6	2	1
4 Bailey	84	74	10	0-0	3-0	13	0	0
5 Herndon	77	64	13	1-5	2-17	20	3	1
6 Lynch	76	56	20	2-17	1-2	10	3	0
7 Spragan	65	40	25	1-1	0-0	3	1	1
8 Hayward	60	45	15	10.5-73.5	1-76	5	1	1
9 Coleman	46	29	17	2.5-14.5	0-0	1	1	1
10 Fatafehi	31	20	11	2.5-22	0-0	1	0	1
11 Pope	30	22	8	1-2	0-0	1	0	0
12 Palepoi	25	17	8	3-19	0-0	3	0	0
13 E. Johnson	24	16	8	3-26	1-32	1	0	0
14 Walls	21	18	3	0-0	0-0	2	1	0
15 R. Johnson	18	11	7	1-12	0-0	2	1	0
16 Middlebrooks	17	16	1	1-3	0-0	10	0	1
17 Ferguson	16	15	1	0-0	0-0	1	0	0
18 Ellis	6	6	0	2-11	0-0	0	0	0
R. Alexander	6	5	1	0-0	0-0	0	0	0
20 Chukwurah	4	3	1	1-12	0-0	1	1	0
21 Holland	2	2	0	0-0	0-0	1	0	0
Pryce	2	2	0	0-0	0-0	1	0	0
Pierce	2	0	2	0-0	0-0	0	0	0
<b>TOTALS</b>	<b>925</b>	<b>689</b>	<b>236</b>	<b>38-266</b>	<b>12-175</b>	<b>95</b>	<b>17</b>	<b>7</b>

## 2004 GAMES STARTED

### OFFENSE

QB Plummer, Jake	16	DE Coleman, Marco	16
RB Droughns, Reuben	15	DE Hayward, Reggie	15
RB Griffin, Quentin	4	DE Johnson, Raylee	1
FB Johnson, Kyle	3	DE Pryce, Trevor	1
WR Lelle, Ashley	16	DT Fatafehi, Mario	16
WR Smith, Rod	16	DT Pope, Monsanto	15
WR Watts, Darius	2	LB Spragan, Donnie	14
TE Carswell, Dwayne	14	LB Williams, D.J.	14
TE Hape, Patrick	5	LB Wilson, Al	16
TE Puttler, Jeb	5	CB Alexander, Roc	1
C Nalen, Tom	16	CB Bailey, Champ	16
T Foster, George	16	CB Herndon, Kelly	16
T Lepsis, Matt	16	CB Middlebrooks, Willie	2
G Neil, Dan	12	CB Walls, Lenny	1
G Hamilton, Ben	16	S Ferguson, Nick	1
G Carlisle, Cooper	3	S Kennedy, Kenoy	16
		S Lynch, John	15

## 2004 COACHES

Mike Shanahan (Head Coach), Gary Kubiak (Offensive Coordinator), Larry Coyer (Defensive Coordinator), Ronnie Bradford (Special Teams), Jacob Burney (Defensive Line), Troy Calhoun (Offensive Asst./Special Teams), Rick Dennison (Offensive Line), Kirk Doll (Assistant Defensive Backs), David Gibbs (Defensive Backs - through 11/10), Pat McPherson (Quarterbacks), Keith Millard (Asst. Defensive Line/Pass Rush Specialist), Brian Pariani (Tight Ends), Greg Saporta (Asst. Strength & Conditioning), Cedric Smith (Asst. Strength & Conditioning), Jimmy Spencer (Defensive Backs), Bobby Turner (Running Backs), Rich Tulen (Strength & Conditioning), Steve Watson (Wide Receivers).

## 2004 LEADERS / RANKINGS

INDIVIDUAL	PLAYER	NO.	AFC RANK	NFL RANK	NFL LEADER	NO.
Points	Elam	129	2	2	Vinateri (NE)	141
Rushing Yards	Droughns	1,240	6	9	Martin (NYJ)	1,679
Passing Yards	Plummer	4,089	3	4	Culpepper (MIN)	4,717
Passer Rating	Plummer	84.5	8	15	Manning (IND)	121.1
Receiving Yards	Smith	1,144	7	16	Muhammad (CAR)	1,405
Receptions	Smith	79	9	20	Mason (TEN)	92
Interceptions	Bailey	3	26	48	Reed (BAL)	9
Sacks	Hayward	10.5	3	13	Freney (IND)	16.0
OFFENSE		NO.	AFC RANK	NFL RANK	NFL LEADER	NO.
Points Per Game		23.8	6	9	Indianapolis	32.6
Total Yards Per Game		395.8	3	5	Kansas City	418.4
Yards Per Play		5.9	3	5	Indianapolis	6.7
Rushing Yards Per Game		145.8	3	4	Atlanta	167.0
Net Passing Yards Per Game		249.8	3	6	Indianapolis	288.9
DEFENSE		NO.	AFC RANK	NFL RANK	NFL LEADER	NO.
Points Per Game		18.6	7	10	Pittsburgh	14.6
Total Yards Per Game		278.7	3	4	Pittsburgh	258.4
Yards Per Play		4.9	5	7	Buffalo	4.3
Rushing Yards Per Game		94.5	3	4	Pittsburgh	81.2
Net Passing Yards Per Game		184.2	5	6	Miami	162.0

## 2004 KEY AWARDS

Pro Bowl (2): CB Champ Bailey, S John Lynch. AP All-Pro (1): CB Champ Bailey (first team).

## 2004 NFL STANDINGS

### AFC EAST

Team	W	L	T	Pct	PF	PA
yz-New England	14	2	0	.875	437	260
x-New York Jets	10	6	0	.625	333	261
Buffalo	9	7	0	.563	395	284
Miami	4	12	0	.250	275	354

### AFC NORTH

Team	W	L	T	Pct	PF	PA
*yz-Pittsburgh	15	1	0	.938	372	251
Baltimore	9	7	0	.563	317	268
Cincinnati	8	8	0	.500	374	372
Cleveland	4	12	0	.250	276	390

### AFC SOUTH

Team	W	L	T	Pct	PF	PA
y-Indianapolis	12	4	0	.750	522	351
Jacksonville	9	7	0	.563	261	280
Houston	7	9	0	.438	309	339
Tennessee	5	11	0	.313	344	439

### AFC WEST

Team	W	L	T	Pct	PF	PA
y-San Diego	12	4	0	.750	446	313
x-Denver	10	6	0	.625	381	304
Kansas City	7	9	0	.438	483	435
Oakland	5	11	0	.313	320	442

### NFC EAST

Team	W	L	T	Pct	PF	PA
*yz-Philadelphia	13	3	0	.813	386	260
Dallas	6	10	0	.375	293	405
New York Giants	6	10	0	.375	303	347
Washington	6	10	0	.375	240	265

### NFC NORTH

Team	W	L	T	Pct	PF	PA
y-Green Bay	10	6	0	.625	424	380
x-Minnesota	8	8	0	.500	405	395
Detroit	6	10	0	.375	296	350
Chicago	5	11	0	.313	231	331

### NFC SOUTH

Team	W	L	T	Pct	PF	PA
yz-Atlanta	11	5	0	.688	340	337
New Orleans	8	8	0	.500	348	405
Carolina	7	9	0	.438	355	339
Tampa Bay	5	11	0	.313	301	304

### NFC WEST

Team	W	L	T	Pct	PF	PA
y-Seattle	9	7	0	.563	371	373
x-St. Louis	8	8	0	.500	319	392
Arizona	6	10	0	.375	284	322
San Francisco	2	14	0	.125	259	452

x - Playoffs; y - Division Title; z - First-round Bye; \* - Home-field Advantage

## WILD CARD PLAYOFF GAMES

1/8 - St. Louis 27, at Seattle 20  
1/8 - New York Jets 20, at San Diego 17  
1/9 - at Indianapolis 49, Denver 24  
1/9 - Minnesota 31, at Green Bay 17

## DIVISIONAL PLAYOFF GAMES

1/15 - at Pittsburgh 20, New York Jets 17  
1/15 - at Atlanta 47, St. Louis 17  
1/16 - at Philadelphia 27, Minnesota 14  
1/16 - at New England 20, Indianapolis 3

## CONFERENCE CHAMPIONSHIPS

1/23 - at Philadelphia 27, Atlanta 10  
1/23 - New England 41, at Pittsburgh 27

## SUPER BOWL XXXIX (JACKSONVILLE, FLA.)

2/6 - New England 24, Philadelphia 21

# 2003 FINAL STATISTICS (10-6)

Head Coach: Mike Shanahan AFC West: 2nd Home Stadium: INVESCO Field at Mile High

Date	W-L	Score	Opponent	Attendance	RUSHING	No.	Yds.	Avg.	Long	TD
Sept 7	W	30-10	at Cincinnati	63,820	Portis	290	1591	5.5	65t	14
Sept 14	W	37-13	at San Diego	65,445	Griffin	94	345	3.7	23	0
Sept 22	W	31-10	Oakland	76,753	Anderson	70	257	3.7	44	3
Sept 28	W	20-16	Detroit	75,719	Plummer	37	205	5.5	40	3
Oct 5	L	23-24	at Kansas City	78,903	Smith	10	98	9.8	26	0
Oct 12	W	17-14	Pittsburgh	75,974	Lelie	8	43	5.4	13	0
Oct 19	L	20-28	at Minnesota	64,381	Sapp	12	31	2.6	5	0
Oct 26	L	6-26	at Baltimore	69,721	Droughns	6	14	2.3	12	0
Nov 3	L	26-30	New England	76,203	Beuerlein	5	13	2.6	7	0
Nov 16	W	37-8	San Diego	75,217	Madise	1	10	10.0	10	0
Nov 23	L	10-19	Chicago	75,540	Jackson	1	9	9.0	9	0
Nov 30	W	22-8	at Oakland	57,201	Cole	2	8	4.0	8	0
Dec 7	W	45-27	Kansas City	76,403	Kanell	6	5	0.8	9	0
Dec 14	W	23-20	Cleveland (OT)	75,358	O'Neal	1	0	0.0	0	0
Dec 21	W	31-17	at Indianapolis	57,149	<b>BRONCOS</b>	<b>543</b>	<b>2629</b>	<b>4.8</b>	<b>65t</b>	<b>20</b>
Dec 28	L	3-31	at Green Bay	70,299	<b>OPPONENTS</b>	<b>379</b>	<b>1605</b>	<b>4.2</b>	<b>98t</b>	<b>11</b>

TEAM STATISTICS				Den	Opp	RECEIVING				No.	Yds.	Avg.	Long	TD
TOTAL FIRST DOWNS				334	241	Smith				74	845	11.4	38	3
Rushing				133	77	Sharpe				62	770	12.4	28	8
Passing				162	141	Portis				38	314	8.3	72	0
Penalty				39	23	Lelie				37	628	17.0	60	2
3RD DOWN: MADE/ATT				82/211	61/207	McCaffrey				19	195	10.3	23	0
3rd Down Pct.				38.9	29.5	Anderson				12	53	4.4	18	2
4TH DOWN: MADE/ATT				3/13	12/25	Droughns				9	87	9.7	15	2
4th Down Pct.				23.1	48.0	Griffin				8	61	7.6	24	0
POSSESSION AVG.				33:53	26:07	D. Carswell				6	53	8.8	19	1
TOTAL NET YARDS				5598	4433	Putzier				4	34	8.5	13	0
Avg. Per Game				349.9	277.1	Cole				3	36	12.0	18	0
Total Plays				1047	910	Hape				3	30	10.0	12	0
Avg. Per Play				5.3	4.9	Madise				2	10	5.0	5	0
NET YARDS RUSHING				2629	1605	O'Neal				2	4	2.0	3	0
Avg. Per Game				164.3	100.3	Carlisle				1	6	6.0	6t	1
Total Rushes				543	379	<b>BRONCOS</b>				<b>280</b>	<b>3126</b>	<b>11.2</b>	<b>72</b>	<b>19</b>
NET YARDS PASSING				2969	2828	<b>OPPONENTS</b>				<b>265</b>	<b>3049</b>	<b>11.5</b>	<b>66t</b>	<b>17</b>
Avg. Per Game				185.6	176.8	<b>INTERCEPTIONS</b>				<b>No.</b>	<b>Yds.</b>	<b>Avg.</b>	<b>Long</b>	<b>TD</b>
Sacked/Yards Lost				25/157	36/221	K. Herndon				3	19	6.3	16	0
Gross Yards				3126	3049	Gold				2	14	7.0	12t	1
Att./Completions				479/280	495/265	O'Neal				1	6	6.0	6	0
Completion Pct.				58.5	53.5	Brandon				1	0	0.0	0	0
Had Intercepted				18	9	Kennedy				1	0	0.0	0	0
PUNTS/AVERAGE				70/42.0	85/43.1	Wallis				1	0	0.0	0	0
NET PUNTING AVG.				70/32.2	85/35.5	<b>BRONCOS</b>				<b>9</b>	<b>39</b>	<b>4.3</b>	<b>16</b>	<b>1</b>
PENALTIES/YARDS				107/92.2	137/103.1	<b>OPPONENTS</b>				<b>18</b>	<b>319</b>	<b>17.7</b>	<b>41</b>	<b>2</b>
FUMBLES/BALL LOST				24/6	27/11	<b>PUNTING</b>				<b>No.</b>	<b>Yds.</b>	<b>Avg.</b>	<b>Net</b>	<b>TB</b>
TOUCHDOWNS				42	32	Knorr				68	2937	43.2	32.2	6
Rushing				20	11	<b>BRONCOS</b>				<b>70</b>	<b>2937</b>	<b>42.0</b>	<b>32.2</b>	<b>6</b>
Passing				19	17	<b>OPPONENTS</b>				<b>85</b>	<b>3663</b>	<b>43.1</b>	<b>35.5</b>	<b>10</b>
Returns				3	4	<b>IN20</b>				<b>Long</b>				<b>B</b>

SCORE BY PERIODS										PUNT RETURNS									
		1	2	3	4	OT	PTS			No.	FC	Yds.	Avg.	Long	TD				
BRONCOS		110	122	74	72	3	381	O'Neal		33	10	315	9.5	57t	1				
OPPONENTS		63	87	45	106	0	301	Smith		6	8	127	21.2	65t	1				
SCORING										BRONCOS									
TD	Ru	Pa	Ret	PAT	FG	S	PTS	OPPONENTS		39	18	442	11.3	65t	2				
Elam	0	0	0		27/31	0	120	KICKOFF RETURNS <td>No.</td> <td>Yds.</td> <td>Avg.</td> <td>Long</td> <td>TD</td>		No.	Yds.	Avg.	Long	TD					
Portis	14	14	0	0		0	86	Cole		30	714	23.8	34	0					
Sharpe	8	0	8	0		0	48	Droughns		12	293	24.4	36	0					
Anderson	5	3	2	0		0	30	O'Neal		8	128	16.0	24	0					
Smith	4	0	3	1		0	24	Madise		5	137	27.4	83	0					
Plummer	3	3	0	0		0	18	Anderson		2	14	7.0	14	0					
Droughns	2	0	2	0		0	12	Fatafeh		1	0	0.0	0	0					
Lelie	2	0	2	0		0	12	Putzier		1	16	16.0	16	0					
Carlisle	1	0	1	0		0	6	BRONCOS		59	1302	22.1	83	0					
Carswell	1	0	1	0		0	6	OPPONENTS		73	1679	23.0	63	0					
Gold	1	0	0	1		0	6	FIELD GOALS		1-19	20-29	30-39	40-49	50+					
O'Neal	1	0	0	1		0	6	Elam		0/0	10/11	6/6	9/11	2/3					
Knorr	0	0	0	0	2/2	1/1	5	Knorr		0/0	1/1	0/0	0/0	0/0					
TEAM	0	0	0	0	0/0	0/0	1	BRONCOS		0/0	11/12	6/6	9/11	2/3					
BRONCOS		42	20	19	3	41/41	28/32	1	381										
OPPONENTS		32	11	17	4	28/29	25/28	1	301										

2-PT. CONVERSIONS: Portis, BRONCOS 1-1, OPPONENTS 2-3

SACKS: Berry 11.5, Hayward 8.5, Pryce 8.5, Fatafeh 2.5, Ferguson 1.0, Kennedy 1.0, Pope 1.0, Wilson 1.0, Team 1.0, BRONCOS 36.0, OPPONENTS 25.0

ELAM: (51G,27G,39G)(30G,45G,34G)(20G)(37G,41G)(48G,29G,21G,53N)(47G)(46G,46G)(28G,22G)(44N,43G)(42G,22G,29N)(40N,25G)(147G)(51G,36G,25G)(24G)(31G) **KNORR:** (0)(0)(0)(0)(0)(0)(27G)(0)(0)(0)(0)

OPPONENTS: (26G)(19G,25G)(41G)(53G)(23G)(24G,26G)(145N,25G,39G,22G,29G)(40G,46G,28G)(33G,23G,54G,47G)(46G,48G)(138N,39G,48G)(40G)(33G,40N)

PASSING	Att.	Comp.	Yds.	Comp. %	Yds/Att.	TD	TD%	Int	Int%	Long	Sack/Lost	Rating
Plummer	302	189	2182	72.3	7.23	15	5.0	7	2.3	60	14/73	91.2
Kanell	103	53	442	51.5	4.29	2	1.9	5	4.9	26	2/24	49.1
Beuerlein	63	33	389	52.4	6.17	2	3.2	5	7.9	38	9/60	49.0
J. Jackson	9	4	41	44.4	4.56	0	0.0	1	11.1	16	0/0	18.5
Knorr	1	0	0	0.0	0.00	0	0.0	0	0.0	0	0/0	39.6
Smith	1	1	72	100.0	72.00	0	0.0	0	0.0	72	0/0	118.8
<b>BRONCOS</b>	<b>479</b>	<b>280</b>	<b>3126</b>	<b>58.5</b>	<b>6.53</b>	<b>19</b>	<b>4.0</b>	<b>18</b>	<b>3.8</b>	<b>72</b>	<b>25/157</b>	<b>75.6</b>
<b>OPPONENTS</b>	<b>495</b>	<b>265</b>	<b>3049</b>	<b>53.5</b>	<b>6.16</b>	<b>17</b>	<b>3.4</b>	<b>9</b>	<b>1.8</b>	<b>66t</b>	<b>36/221</b>	<b>76.2</b>



## 2003 DEFENSIVE STATS

(based on coaches' film review)

	TT	UT	A	S-YDS	I-YDS	PD	FF	FR
1 Wilson	128	99	29	1-5	0-0	7	0	2
2 K. Herndon	78	65	13	0-0	3-19	14	2	0
3 Spragan	76	56	20	0-0	0-0	6	0	1
4 Ferguson	72	58	14	1-13	0-0	3	2	0
5 Walls	68	58	10	0-0	1-0	20	1	1
6 Kennedy	65	51	14	1-0	1-0	11	1	2
Berry	65	40	25	11-5.52	0-0	4	3	1
8 Sykes	64	49	15	0-0	0-0	0	1	0
9 Brandon	57	44	13	0-0	1-0	6	0	0
10 Pryce	51	41	10	8.5-58.0	0-0	2	2	1
11 Mobley	46	32	14	0-0	0-0	3	0	0
12 Hayward	44	32	12	8.5-47	0-0	5	2	2
Fatafehi	44	29	15	2.5-14.5	0-0	2	1	0
14 Holland	42	22	20	0-0	0-0	3	0	0
15 Gold	39	34	5	0-0	2-14	6	0	0
16 Pope	26	16	10	1-14	0-0	1	1	0
17 O'Neal	22	19	3	0-0	1-6	2	0	0
18 Davis	19	11	8	0-0	0-0	1	1	0
19 Gardener	15	10	5	0-0	0-0	0	0	0
20 Spencer	11	10	1	0-0	0-0	4	0	0
21 Burns	4	4	0	0-0	0-0	0	0	0
22 Pierce	3	2	1	0-0	0-0	0	0	0
Middlebrooks	3	3	0	0-0	0-0	1	0	0
24 McNeil	1	1	0	0-0	0-0	0	0	0
Young	1	1	0	0-0	0-0	0	0	0
Rutledge	1	0	1	0-0	0-0	0	0	0
27 Team	0	0	0	1-0	0-0	0	0	0
<b>TOTALS</b>	<b>1,045</b>	<b>787</b>	<b>258</b>	<b>36-204</b>	<b>9-39</b>	<b>99</b>	<b>17</b>	<b>10</b>

## 2003 GAMES STARTED

## OFFENSE

QB Beuerlein, Steve	2
QB Jackson, Jarious	1
QB Kanell, Danny	2
QB Plummer, Jake	11
RB Anderson, Mike	5
RB Droughns, Reuben	4
RB Griffin, Quentin	1
RB Portis, Clinton	13
WR Lelle, Ashley	10
WR McCaffrey, Ed	7
WR Smith, Rod	15
TE Carswell, Dwayne	10
TE Sharpe, Shannon	15
C Nalen, Tom	16
T Brockmeyer, Blake	2
T Lepsis, Matt	16
T Salaam, Ephraim	14
G Carlisle, Cooper	2
G Hamilton, Ben	16
G Neil, Dan	14

## DEFENSE

DE Berry, Bertrand	16
DE Hayward, Reggie	2
DE Pryce, Trevor	16
DT Fatafehi, Mario	9
DT Gardener, Daryl	12
DT Holland, Darius	4
LB Gold, Ian	5
LB Mobley, Johnie	7
LB Spragan, Dornie	8
LB Sykes, Jason	16
LB Wilson, Al	16
CB Herndon, Kelly	11
CB O'Neal, Deltha	6
CB Spencer, Jimmy	2
CB Walls, Lenny	16
S Brandon, Sam	10
S Ferguson, Nick	10
S Kennedy, Kenoy	12

## 2003 COACHES

**Mike Shanahan** (Head Coach), **Gary Kubiak** (Offensive Coordinator), **Larry Coyer** (Defensive Coordinator), **Ronnie Bradford** (Special Teams Asst.), **Jacob Burney** (Defensive Line), **Frank Bush** (Special Teams), **Troy Calhoun** (Defensive Asst.), **Rick Dennison** (Offensive Line), **Alex Gibbs** (Asst. Head Coach/Offensive Line), **David Gibbs** (Secondary), **Pat McPherson** (Quarterbacks), **Keith Millard** (Asst. Defensive Line/Pass Specialist), **Brian Pariani** (Tight Ends), **Greg Saporta** (Asst. Strength & Conditioning), **Cedric Smith** (Asst. Strength & Conditioning), **Jimmy Spencer** (Player/Asst. Defensive Backs), **Bobby Turner** (Running Backs), **Rich Tuten** (Strength & Conditioning), **Steve Watson** (Wide Receivers).

## 2003 LEADERS / RANKINGS

INDIVIDUAL	PLAYER	NO.	AFC RANK	NFL RANK	NFL LEADER	NO.
Points	Elam	120	5	71	Wilkins (STL)	163
Rushing Yards	Portis	1,591	3	5	Lewis (BAL)	2,066
Passing Yards	Plummer	2,182	9	26	Manning (IND)	4,047
Passer Rating	Plummer	91.2	4	5	McNair (TEN)	100.4
Receiving Yards	Smith	845	13	25	Holt (STL)	1,696
Receptions	Smith	74	71	161	Holt (STL)	117
Interceptions	Herndon	3	191	401	Parish (SF)	9
Sacks	Berry	11.5	51	91	Strahan (NYG)	18

OFFENSE	NO.	AFC RANK	NFL RANK	NFL LEADER	NO.
Points Per Game	23.8	5	10	Kansas City	30.3
Total Yards Per Game	349.9	3	7	Minnesota	393.4
Yards Per Play	5.5	4	8	Minnesota	6.2
Rushing Yards Per Game	164.3	2	2	Baltimore	166.8
Net Passing Yards Per Game	185.6	10	22	Indianapolis	261.2

DEFENSE	NO.	AFC RANK	NFL RANK	NFL LEADER	NO.
Points Per Game	18.8	6	9	New England	14.9
Total Yards Per Game	277.1	3	4	Dallas	253.5
Yards Per Play	5.1	6	9	Baltimore	4.4
Rushing Yards Per Game	100.3	6	7	Tennessee	80.9
Passing Yards Per Game	176.8	4	6	Dallas	164.4

## 2003 KEY AWARDS

**Pro Bowl (3):** C Tom Nalen, RB Clinton Portis, LB Al Wilson. **AP All-Pro (1):** C Tom Nalen (first team). **NFL Alumni Offensive Lineman of the Year:** C Tom Nalen.

## 2003 NFL STANDINGS

## AFC EAST

Team	W	L	T	Pct	PF	PA
*yz-New England	14	2	0	.875	348	238
Miami	10	6	0	.625	311	261
Buffalo	6	10	0	.375	243	279
New York Jets	6	10	0	.375	283	299

## AFC NORTH

Team	W	L	T	Pct	PF	PA
y-Baltimore	10	6	0	.625	391	281
Cincinnati	8	8	0	.500	346	384
Pittsburgh	6	10	0	.375	300	327
Cleveland	5	11	0	.313	254	322

## AFC SOUTH

Team	W	L	T	Pct	PF	PA
y-Indianapolis	12	4	0	.750	447	336
x-Tennessee	12	4	0	.750	435	324
Houston	5	11	0	.313	255	380
Jacksonville	5	11	0	.313	276	331

## AFC WEST

Team	W	L	T	Pct	PF	PA
yz-Kansas City	13	3	0	.813	484	332
x-Denver	10	6	0	.625	381	301
Oakland	4	12	0	.250	270	379
San Diego	4	12	0	.250	313	441

## NFC EAST

Team	W	L	T	Pct	PF	PA
*yz-Philadelphia	12	4	0	.750	374	287
x-Dallas	10	6	0	.625	289	260
Washington	5	11	0	.313	287	372
New York Giants	4	12	0	.250	243	387

## NFC NORTH

Team	W	L	T	Pct	PF	PA
y-Green Bay	10	6	0	.625	442	307
Minnesota	9	7	0	.563	416	353
Chicago	7	9	0	.438	283	346
Detroit	5	11	0	.313	270	379

## NFC SOUTH

Team	W	L	T	Pct	PF	PA
y-Carolina	11	5	0	.688	325	304
New Orleans	8	8	0	.500	340	326
Tampa Bay	7	9	0	.438	301	264
Atlanta	5	11	0	.313	299	422

## NFC WEST

Team	W	L	T	Pct	PF	PA
yz-St. Louis	12	4	0	.750	447	328
x-Seattle	10	6	0	.625	404	327
San Francisco	7	9	0	.438	384	337
Arizona	4	12	0	.250	225	452

x - Playoffs; y - Division Title; z - First-round Bye; \* - Home-field Advantage

## WILD CARD PLAYOFF GAMES

1/3 - Tennessee 20, Baltimore 17  
1/3 - Carolina 29, Dallas 10  
1/4 - Green Bay 33, Seattle 27 (OT)  
1/4 - Indianapolis 41, Denver 10

## DIVISIONAL PLAYOFF GAMES

1/10 - Carolina 29, St. Louis 23 (2 OT)  
1/10 - New England 17, Tennessee 14  
1/11 - Indianapolis 38, Kansas City 31  
1/11 - Philadelphia 20, Green Bay 17 (OT)

## CONFERENCE CHAMPIONSHIPS

1/18 - Carolina 14, Philadelphia 13  
1/18 - New England 24, Indianapolis 14

## SUPER BOWL XXXVIII (HOUSTON)

2/1 - New England 32, Carolina 29

# 2002 FINAL STATISTICS (9-7)

Head Coach: Mike Shanahan AFC West: 2nd Home Stadium: INVESCO Field at Mile High

Date	W-L	Score	Opponent	Attendance	RUSHING	No.	Yds.	Avg.	Long	TD
Sept 8	W	23-16	St. Louis	75,710	Portis	273	1508	5.5	59	15
Sept 15	W	24-14	at San Francisco	67,685	Anderson	84	386	4.6	32	2
Sept 22	W	28-23	Buffalo	75,359	Gary	37	147	4.0	26	1
Sept 30	L	23-34	at Baltimore	69,538	Griese	37	107	2.9	13	1
Oct 6	W	26-9	San Diego	75,065	Lellie	4	40	10.0	24	0
Oct 13	L	22-24	Miami	75,941	Montgomery	4	27	6.8	28	0
Oct 20	W	37-34	at Kansas City (OT)	78,446	McCaffrey	2	22	11.0	17	0
Oct 27	W	24-16	at New England	68,436	Droughns	4	11	2.8	9	1
Nov 11	L	10-34	Oakland	76,643	Beuerlein	5	9	1.8	8	1
Nov 17	W	31-9	at Seattle	65,495	R. Smith	6	9	1.5	9	0
Nov 24	L	20-23	Indianapolis (OT)	75,075	Rouen TM	1	0	0.0	0	0
Dec 1	L	27-30	at San Diego (OT)	66,357	Knorr LG	1	-10	-10.0	-10	0
Dec 8	L	13-19	at New York Jets	78,521	<b>BRONCOS</b>	<b>457</b>	<b>2266</b>	<b>5.0</b>	<b>59</b>	<b>21</b>
Dec 15	W	31-24	Kansas City	75,947	<b>OPPONENTS</b>	<b>379</b>	<b>1489</b>	<b>3.9</b>	<b>76</b>	<b>21</b>
Dec 22	L	16-28	at Oakland	62,592	<b>RECEIVING</b>	<b>No.</b>	<b>Yds.</b>	<b>Avg.</b>	<b>Long</b>	<b>TD</b>
Dec 29	W	37-7	Arizona	75,164	R. Smith	89	1027	11.5	46	5

TEAM STATISTICS	Den	Opp
TOTAL FIRST DOWNS	357	298
Rushing	125	100
Passing	199	176
Penalty	33	22
3RD DOWN: MADE/ATT	77/202	97/220
3rd Down Pct.	38.1	44.1
4TH DOWN: MADE/ATT	16/23	3/6
4th Down Pct.	69.6	50.0
POSSESSION AVG.	30:29	29:31
TOTAL NET YARDS	6090	4826
Avg. Per Game	380.6	301.6
Total Plays	1057	985
Avg. Per Play	5.8	4.9

NET YARDS RUSHING	Den	Opp
Avg. Per Game	2266	1489
Total Rushes	141.6	93.1
Total Yards	457	379
NET YARDS PASSING	3824	3337
Avg. Per Game	239.0	208.6
Sacked/Yards Lost	46/315	40/251
Gross Yards	4139	3588
Att./Completions	554/359	566/360
Completion Pct.	64.8	63.6
Had Intercepted	20	9

PUNTS/AVERAGE	Den	Opp
NET PUNTING AVG.	55/39.0	77/40.9
PENALTIES/YARDS	55/32.8	77/34.8
FUMBLES/BALL LOST	104/877	99/829
TOUCHDOWNS	21/7	23/13
Rushing	45	39
Passing	21	15
Returns	3	3

SCORE BY PERIODS	1	2	3	4	OT	PTS
<b>BRONCOS</b>	70	93	93	133	3	392
<b>OPPONENTS</b>	34	126	76	102	6	344

SCORING	TD	Ru	Pa	Ret	PAT	FG	S	PTS
Elam	0	0	0	0	42/43	26/36	0	120
Portis	17	15	2	0	0/0	0/0	0	102
R. Smith	5	0	5	0	0/0	0/0	0	30
Anderson	4	2	2	0	0/0	0/0	0	24
Sharpe	3	0	3	0	0/0	0/0	0	18
Droughns	2	1	1	0	0/0	0/0	0	12
Hape	2	0	2	0	0/0	0/0	0	12
Lellie	2	0	2	0	0/0	0/0	0	12
McCaffrey	2	0	2	0	0/0	0/0	0	12
O'Neal	2	0	0	2	0/0	0/0	0	12
Beuerlein	1	1	0	0	0/0	0/0	0	6
Carswell	1	0	1	0	0/0	0/0	0	6
Gary	1	1	0	0	0/0	0/0	0	6
Griese	1	1	0	0	0/0	0/0	0	6
McGlockton	1	0	0	1	0/0	0/0	0	6
Montgomery	1	0	1	0	0/0	0/0	0	6
TEAM	0	0	0	0	0/0	0/0	1	2
<b>BRONCOS</b>	<b>45</b>	<b>21</b>	<b>21</b>	<b>3</b>	<b>42/43</b>	<b>26/36</b>	<b>1</b>	<b>392</b>
<b>OPPONENTS</b>	<b>39</b>	<b>21</b>	<b>15</b>	<b>3</b>	<b>33/34</b>	<b>25/32</b>	<b>0</b>	<b>344</b>

2-PT. CONVERSIONS: BRONCOS 0-2, OPPONENTS 1-5

SACKS: Pryce 9.0, Berry, 6.5, Gold, 6.5, Wilson 5.0, Pope 4.0, McGlockton 2.5, Dalton 1.0, Mobley 1.0, Poole 1.0, Reagor 1.0, Reese 0.5, **BRONCOS 40.0, OPPONENTS 46.0**

PASSING	Att.	Comp.	Yds.	Comp.%	Yds/Att.	TD	TD%	Int	Int%	Long	Sack/Lost	Rating
Griese	436	291	3214	66.7	7.37	15	3.4	15	3.4	82t	34/237	85.6
Beuerlein	117	68	925	58.1	7.91	6	5.1	5	4.3	52	12/78	82.7
Smith	1	0	0	0.0	0.0	0	0.0	0	0.0	0	0/0	39.6
<b>BRONCOS</b>	<b>554</b>	<b>359</b>	<b>4139</b>	<b>64.8</b>	<b>7.47</b>	<b>21</b>	<b>3.8</b>	<b>20</b>	<b>3.6</b>	<b>82t</b>	<b>46/315</b>	<b>84.8</b>
<b>OPPONENTS</b>	<b>566</b>	<b>360</b>	<b>3588</b>	<b>63.6</b>	<b>6.34</b>	<b>15</b>	<b>2.7</b>	<b>9</b>	<b>1.6</b>	<b>75t</b>	<b>40/251</b>	<b>83.7</b>

INTERCEPTIONS	No.	Yds.	Avg.	Long	TD
O'Neal	5	70	14.0	28t	2
Reagor	1	31	31.0	31	0
Walker	1	8	8.0	8	0
K. Herndon	1	0	0.0	0	0
Washington	1	-2	-2.0	-2	0
<b>BRONCOS</b>	<b>9</b>	<b>107</b>	<b>11.9</b>	<b>31</b>	<b>2</b>
<b>OPPONENTS</b>	<b>20</b>	<b>310</b>	<b>15.5</b>	<b>98t</b>	<b>2</b>

PUNTING	No.	Yds.	Avg.	Net	TB	In20	Yds	B
Knorr LG	71	2834	39.9	34.8	6	19	59	0
Knorr TM	24	906	37.8	34.1	2	8	59	0
Rouen TM	29	1239	42.7	31.7	4	6	63	2
<b>BRONCOS</b>	<b>55</b>	<b>2145</b>	<b>39.0</b>	<b>32.8</b>	<b>6</b>	<b>14</b>	<b>63</b>	<b>2</b>
<b>OPPONENTS</b>	<b>77</b>	<b>3153</b>	<b>40.9</b>	<b>34.8</b>	<b>10</b>	<b>23</b>	<b>70</b>	<b>2</b>

PUNT RETURNS	No.	FC	Yds.	Avg.	Long	TD
O'Neal	30	7	251	8.4	53	0
Poole	4	0	24	6.0	16	0
<b>BRONCOS</b>	<b>34</b>	<b>7</b>	<b>275</b>	<b>8.1</b>	<b>53</b>	<b>0</b>
<b>OPPONENTS</b>	<b>23</b>	<b>10</b>	<b>223</b>	<b>9.7</b>	<b>40</b>	<b>0</b>

KICKOFF RETURNS	No.	Yds.	Avg.	Long	TD
Droughns	20	516	25.8	53	0
Kasper TM	15	393	26.2	56	0
Montgomery	15	370	24.7	40	0
Reagor	4	74	18.5	25	0
Anderson	2	39	19.5	23	0
Carswell	2	14	7.0	14	0
Coleman	1	6	6.0	6	0
Gary	1	13	13.0	13	0
Hape	1	16	16.0	16	0
O'Neal	1	15	15.0	15	0
<b>BRONCOS</b>	<b>62</b>	<b>1456</b>	<b>23.5</b>	<b>56</b>	<b>0</b>
<b>OPPONENTS</b>	<b>81</b>	<b>1781</b>	<b>22.0</b>	<b>66</b>	<b>0</b>

FIELD GOALS	1-19	20-29	30-39	40-49	50+
Elam	1/1	9/9	7/9	5/11	4/6
<b>BRONCOS</b>	<b>1/1</b>	<b>9/9</b>	<b>7/9</b>	<b>5/11</b>	<b>4/6</b>
<b>OPPONENTS</b>	<b>0/0</b>	<b>8/8</b>	<b>5/7</b>	<b>8/13</b>	<b>4/4</b>

ELAM: (41G,34G,32G)(28G)(49N)(40G,57N,44N)(36G,43B)  
 (33G,52G,23G,40G,55G)(32G,33G,25G)(48N,19G,39N)(27G)  
 (40N,45G)(54G,24G,53N)(22G,23G,33N,46N)(30G)(25G)  
 (44G,54G,21G)  
 OPPONENTS: (41G,43G,39N,39G)(38G)(23G,41G)(24G)  
 (48N,53G)(41G,32G,43N)(26G)(47G,32G)(52G,37G,29G)  
 (41G,54G,51G)(42N,20G,40G,49N,38B,27G)(43G,21G)  
 (43N,21G)(0)

## 2002 DEFENSIVE STATS

(based on coaches' film review)

	TT	UT	A	S-YDS	I-YDS	PD	FF	FR
1 Wilson	199	158	41	5-35	0-0	4	1	2
2 Gold	166	130	36	6.5-34	0-0	5	3	1
3 Mobley	142	106	36	1-9	0-0	7	1	2
4 Kennedy	98	72	26	0-0	0-0	8	0	0
5 Walker	69	60	9	0-0	1-8	14	0	0
6 O'Neal	68	59	9	0-0	5-70	15	0	0
7 McGlockton	63	42	21	2.5-12	0-0	3	0	1
8 Pryce	61	51	10	9-68.0	0-0	1	1	1
9 Reese	58	48	10	0.5-6	0-0	5	1	0
10 Poole	55	51	4	1-6	0-0	10	1	0
11 Pittman	50	39	11	0-0	0-0	0	1	0
12 Dalton	39	33	6	1-13.0	0-0	1	1	0
13 Reagor	24	16	8	1-9.0	1-31	1	0	0
14 Pope	22	19	3	4-16.0	0-0	1	0	0
15 Brandon	18	16	2	0-0	0-0	2	1	1
16 Berry	14	12	2	6.5-30.0	0-0	2	0	2
17 Washington	13	9	4	0-0	1-2	1	0	0
18 Hayward	10	7	3	0-0	0-0	0	0	0
19 Spencer	4	4	0	0-0	0-0	1	0	0
20 Team	2	2	0	2-13.0	0-0	0	0	0
21 Burns	1	1	0	0-0	0-0	0	0	0
22 K. Herndon	0	0	0	0-0	1-0	1	0	0
<b>TOTALS</b>	<b>1,176</b>	<b>935</b>	<b>241</b>	<b>40-251</b>	<b>9-107</b>	<b>82</b>	<b>11</b>	<b>10</b>

## 2002 GAMES STARTED

OFFENSE	DEFENSE	
QB Beuerlein, Steve	3 DE Berry, Bertrand	1
QB Griese, Brian	13 DE Pittman, Kavika	15
RB Anderson, Mike	12 DE Pryce, Trevor	16
RB Gary, Olandis	2 DT Dalton, Lional	13
RB Portis, Clinton	12 DT McGlockton, Chester	15
WR Lelie, Ashley	1 DT Poole, Monsanto	1
WR McCaffrey, Ed	16 DT Reagor, Montae	1
WR Smith, Rod	16 LB Burns, Keith	1
TE Carswell, Dwayne	7 LB Gold, Ian	16
TE Putzier, Jeb	1 LB Mobley, John	16
TE Sharpe, Shannon	13 LB Wilson, Al	15
C Nalen, Tom	7 CB O'Neal, Deltha	14
G/C Hamilton, Ben	16 CB Poole, Tyrone	4
T Brockmeyer, Blake	1 CB Walker, Denard	16
T Lepsis, Matt	15 S Brandon, Sam	2
T Salaam, Ephraim	16 S Kennedy, Kenoy	15
G Herndon, Steve	9 S Reese, Izell	15
G Neil, Dan	16	

## 2002 COACHES

**Mike Shanahan** (Head Coach), **Jacob Burney** (Defensive Line), **Frank Bush** (Special Teams), **Larry Coyer** (Linebackers), **Rick Dennison** (Offensive Line), **Karl Dorrell** (Wide Receivers), **George Dyer** (Asst. to Head Coach), **Alex Gibbs** (Assistant Head Coach/Off. Line), **David Gibbs** (Secondary), **Gary Kubiak** (Off. Coord./QB's), **Anthony Lynn** (Special Teams Assistant), **Pat McPherson** (Off. Asst.), **Keith Millard** (Asst. Def. Line/Pass Rush Spec.), **Ron Milus** (Nickel Backs), **Brian Pariani** (Tight Ends), **Ray Rhodes** (Def. Coordinator), **Greg Saporta** (Asst. Strength & Cond.), **Cedric Smith** (Asst. Strength & Cond.), **Bobby Turner** (Running Backs), **Rich Tuten** (Strength & Conditioning), **Steve Watson** (Def. Asst.).

## 2002 LEADERS / RANKINGS

INDIVIDUAL	PLAYER	NO.	AFC RANK	NFL RANK	NFL LEADER	NO.
Points	Elam	120	3	7	Holmes (KC)	144
Rushing Yards	Portis	1,508	4	4	Williams (MIA)	1,853
Passing Yards	Griese	3,214	8	12	Gannon (DAN)	4,689
Passer Rating	Griese	85.6	8	15	Pennington (NYJ)	104.2
Receiving Yards	R. Smith	1,027	9t	19t	Harrison (IND)	1,722
Receptions	R. Smith	89	8t	12t	Harrison (IND)	143
Interceptions	O'Neal	5	7t	10	Kelly (TB)/Woodson (DAN)	8
Sacks	Pryce	9.0	7t	18t	Taylor (MIA)	18.5
OFFENSE		NO.	AFC RANK	NFL RANK	NFL LEADER	NO.
Points Per Game		24.5	3	7	Kansas City	29.2
Total Yards Per Game		380.6	2	3	Oakland	389.8
Yards Per Play		5.8	3	3	Oakland	6.2
Rushing Yards Per Game		141.6	3	5	Minnesota	156.7
Net Passing Yards Per Game		239.0	5	8	Oakland	279.7
DEFENSE		NO.	AFC RANK	NFL RANK	NFL LEADER	NO.
Points Per Game		21.5	8	15	Tampa Bay	12.3
Total Yards Per Game		301.6	2	6	Tampa Bay	252.8
Yards Per Play		4.9	2	7	Tampa Bay	4.2
Rushing Yards Per Game		83.1	4	4	Pittsburgh	85.9
Net Passing Yards Per Game		208.6	9	17	Tampa Bay	155.6

## 2002 KEY AWARDS

**Pro Bowl (2):** DE Trevor Pryce, LB Al Wilson. **AP NFL Offensive Rookie of the Year:** RB Clinton Portis.

## 2002 NFL STANDINGS

### AFC EAST

Team	W	L	T	Pct	PF	PA
y-New York Jets	9	7	0	.562	359	336
New England	9	7	0	.562	381	346
Miami	9	7	0	.562	378	301
Buffalo	8	8	0	.500	379	397

### AFC NORTH

Team	W	L	T	Pct	PF	PA
y-Pittsburgh	10	5	1	.666	390	345
x-Cleveland	9	7	0	.562	344	320
Baltimore	7	9	0	.438	316	354
Cincinnati	2	14	0	.125	279	456

### AFC SOUTH

Team	W	L	T	Pct	PF	PA
yz-Tennessee	11	5	0	.688	367	324
x-Indianapolis	10	6	0	.625	349	313
Jacksonville	6	10	0	.375	328	315
Houston	4	12	0	.250	213	356

### AFC WEST

Team	W	L	T	Pct	PF	PA
*yz-Oakland	11	5	0	.688	450	304
Denver	9	7	0	.562	392	344
San Diego	8	8	0	.500	333	367
Kansas City	8	8	0	.500	467	399

### NFC EAST

Team	W	L	T	Pct	PF	PA
*yz-Philadelphia	12	4	0	.750	415	241
x-New York Giants	10	6	0	.625	320	279
Washington	7	9	0	.438	307	365
Dallas	5	11	0	.312	217	329

### NFC NORTH

Team	W	L	T	Pct	PF	PA
y-Green Bay	12	4	0	.750	398	328
Minnesota	6	10	0	.375	390	442
Chicago	4	12	0	.250	281	379
Detroit	3	13	0	.188	306	451

### NFC SOUTH

Team	W	L	T	Pct	PF	PA
yz-Tampa Bay	12	4	0	.750	346	196
x-Atlanta	9	6	1	.594	402	314
New Orleans	9	7	0	.562	432	388
Carolina	7	9	0	.438	258	302

### NFC WEST

Team	W	L	T	Pct	PF	PA
y-San Francisco	10	6	0	.625	367	351
St. Louis	7	9	0	.438	316	369
Seattle	7	9	0	.438	355	369
Arizona	5	11	0	.312	262	417

x - Playoffs; y - Division Title; z - First-round Bye; \* - Home-field Advantage

## WILD CARD PLAYOFF GAMES

- 1/4 - at New York Jets 41, Indianapolis 0
- 1/4 - Atlanta 27, at Green Bay 7
- 1/5 - at Pittsburgh 36, Cleveland 33
- 1/5 - at San Francisco 39, New York Giants 38

## DIVISIONAL PLAYOFF GAMES

- 1/11 - at Philadelphia 20, Atlanta 6
- 1/11 - at Tennessee 34, Pittsburgh 31
- 1/12 - at Tampa Bay 31, San Francisco 6
- 1/12 - at Oakland 30, New York Jets 10

## CONFERENCE CHAMPIONSHIPS

- 1/19 - Tampa Bay 27, at Philadelphia 10
- 1/19 - at Oakland 41, Tennessee 24

## SUPER BOWL XXXVII (SAN DIEGO)

- 1/26 - Tampa Bay 48, Oakland 21



# 2001 FINAL STATISTICS (8-8)

Head Coach: Mike Shanahan AFC West: 3rd Home Stadium: INVESCO Field at Mile High

Date	W-L	Score	Opponent	Attendance	RUSHING	No.	Yds.	Avg.	Long	TD
Sept 10	W	31-20	New York Giants	75,735	T. Davis	167	701	4.2	57	0
Sept 23	W	38-17	at Arizona	50,913	Anderson	175	678	3.9	62t	4
Sept 30	L	13-20	Baltimore	75,082	Gary	57	228	4.0	29	1
Oct 7	W	20-6	Kansas City	75,037	Griese	50	173	3.5	24	1
Oct 14	L	21-34	at Seattle	61,837	R. Smith	3	27	9.0	17	0
Oct 21	L	10-27	at San Diego	67,521	Kasper	3	19	6.3	27	0
Oct 28	W	31-20	New England	74,750	Coleman	4	17	4.3	8	0
Nov 5	L	28-38	at Oakland	62,637	Frerotte	10	9	0.9	4t	1
Nov 11	W	26-16	San Diego	74,951	Kennison TM	3	9	3.0	10	0
Nov 18	L	10-17	Washington	74,622	Jackson	5	7	1.4	4	0
Nov 22	W	26-24	at Dallas	64,104	Montgomery	1	5	5.0	5	0
Dec 2	L	10-21	at Miami	73,938	Carter	1	4	4.0	4	0
Dec 9	W	20-7	Seattle	74,524	Hape	2	0	0.0	0	0
Dec 16	L	23-26	at Kansas City (OT)	77,778	<b>BRONCOS</b>	<b>481</b>	<b>1877</b>	<b>3.9</b>	<b>62t</b>	<b>7</b>
Dec 30	W	23-17	Oakland	75,582	<b>OPPONENTS</b>	<b>406</b>	<b>1492</b>	<b>3.7</b>	<b>60t</b>	<b>9</b>
Jan 6	L	10-29	at Indianapolis	56,192						

TEAM STATISTICS	Den	Opp	RECEIVING	No.	Yds.	Avg.	Long	TD
TOTAL FIRST DOWNS	304	292	R. Smith	113	1343	11.9	65t	11
Rushing	106	86	De. Clark	51	566	11.1	39	6
Passing	174	176	Carswell	34	299	8.8	25	4
Penalty	24	30	Kennison TM	15	169	11.3	36	1
3RD DOWN: MADE/ATT	83/129	63/191	Hape	15	96	6.4	25	3
3rd Down Pct.	37.9	33.0	T. Davis	12	69	5.8	16	0
4TH DOWN: MADE/ATT	4/10	4/10	Montgomery	11	99	9.0	23	0
4th Down Pct.	40.0	40.0	Carter	11	83	7.5	17	0
POSSESSION AVG.	31:23	28:37	Cole	9	128	14.2	21	0
TOTAL NET YARDS	4817	4774	Kasper	8	64	10.5	21	0
Avg. Per Game	301.1	298.4	Anderson	8	46	5.8	16	0
Total Plays	1034	960	McCaffrey	6	94	15.7	28	1
Avg. Per Play	4.7	5.0	Coleman	6	45	7.5	9	0
NET YARDS RUSHING	1877	1492	Poole	5	38	7.6	10	0
Avg. Per Game	117.3	93.3	Gary	4	29	7.3	11	0
Total Rushes	481	406	Dominguez	3	26	8.7	12	0
NET YARDS PASSING	2940	3282	Griese	1	-6	-6.0	-6	0
Avg. Per Game	183.8	205.1	<b>BRONCOS</b>	<b>312</b>	<b>3208</b>	<b>10.3</b>	<b>65t</b>	<b>26</b>
Sacked/Yards Lost	42/268	39/279	<b>OPPONENTS</b>	<b>308</b>	<b>3561</b>	<b>11.6</b>	<b>72t</b>	<b>23</b>
Gross Yards	3208	3561						
Att./Completions	511/312	515/308	INTERCEPTIONS	No.	Yds.	Avg.	Long	TD
Completion Pct.	61.1	59.8	O'Neal	9	115	12.8	42	0
Had Intercepted	19	22	Walker	3	60	20.0	39t	1
PUNTS/AVERAGE	82/44.7	77/47.0	Spencer	3	25	8.3	18	0
NET PUNTING AVG.	82/36.5	77/38.1	McGlockton	2	17	8.5	17	0
PENALTIES/YARDS	95/917	100/853	Brown	2	0	0.0	0	0
FUMBLES/BALL LOST	24/8	26/15	Mobley	1	17	17.0	17	0
TOUCHDOWNS	35	38	Kennedy	1	6	6.0	6	0
Rushing	7	9	Coghill	1	0	0.0	0	0
Passing	26	23	<b>BRONCOS</b>	<b>22</b>	<b>240</b>	<b>10.9</b>	<b>42</b>	<b>1</b>
Returns	2	6	<b>OPPONENTS</b>	<b>19</b>	<b>256</b>	<b>13.5</b>	<b>56t</b>	<b>2</b>

SCORE BY PERIODS	1	2	3	4	OT	PTS	PUNT RETURNS	No.	FC	Yds.	Avg.	Long	TD
BRONCOS	50	128	89	73	0	340	O'Neal	31	9	405	13.1	86t	1
OPPONENTS	65	94	58	119	3	339	<b>BRONCOS</b>	<b>31</b>	<b>9</b>	<b>405</b>	<b>13.1</b>	<b>86t</b>	<b>1</b>
							<b>OPPONENTS</b>	<b>48</b>	<b>10</b>	<b>517</b>	<b>10.8</b>	<b>65t</b>	<b>1</b>

SCORING	TD	Ru	Pa	Ret	PAT	FG	S	PTS	KICKOFF RETURNS	No.	Yds.	Avg.	Long	TD
Elam	0	0	0	11	0	31/31	0	124	Cole	48	1127	23.5	52	0
R. Smith	11	0	0	0	0	0	0	68	Kasper	14	372	26.6	37	0
De. Clark	6	0	6	0	0	0	0	36	Carter	2	44	22.0	24	0
Anderson	4	4	0	0	0	0	0	26	De. Clark	1	11	11.0	11	0
Carswell	4	0	4	0	0	0	0	26	Gary	1	18	18.0	18	0
Hape	3	0	3	0	0	0	0	18	D. Smith	1	4	4.0	4	0
Frerotte	1	1	0	0	0	0	0	6	<b>BRONCOS</b>	<b>67</b>	<b>1576</b>	<b>23.5</b>	<b>52</b>	<b>0</b>
Gary	1	1	0	0	0	0	0	6	<b>OPPONENTS</b>	<b>69</b>	<b>1526</b>	<b>22.1</b>	<b>88t</b>	<b>1</b>
Griese	1	0	1	0	0	0	0	6						
Kennison TM	1	0	1	0	0	0	0	6	FIELD GOALS	1-19	20-29	30-39	40-49	50+
McCaffrey	1	0	1	0	0	0	0	6	Elam	0/0	11/11	8/8	10/13	2/4
O'Neal	1	0	0	1	0	0	0	6	<b>BRONCOS</b>	<b>0/0</b>	<b>11/11</b>	<b>8/8</b>	<b>10/13</b>	<b>2/4</b>
Walker	1	0	0	1	0	0	0	6	<b>OPPONENTS</b>	<b>0/0</b>	<b>12/13</b>	<b>3/3</b>	<b>8/10</b>	<b>2/3</b>
<b>BRONCOS</b>	<b>35</b>	<b>7</b>	<b>26</b>	<b>2</b>	<b>31/31</b>	<b>31/36</b>	<b>0</b>	<b>340</b>						
<b>OPPONENTS</b>	<b>38</b>	<b>9</b>	<b>23</b>	<b>6</b>	<b>36/37</b>	<b>25/29</b>	<b>0</b>	<b>339</b>						

2-PT. CONVERSIONS: Anderson, Carswell, R. Smith, ELAM: (65N,37G)(49G,31G,35G)(43G,49G)(48G,24G) ( ) (45G,42N) (50G)(39G,21G,48B)(25G,29G,26G,33G) (33G) (24G,50G,46G,28G) (45G)(42G,20G)(34G,45N,36G,49G) (27G,25G,42G)(54N,25G)

SACKS: Pryce 7.0, Romanowski 7.0, Washington 4.0, Brown 3.0, Gold 3.0, Hayward 3.0, Wilson 3.0, Berry 2.0, Kennedy 2.0, McGlockton 1.0, Mobley 1.0, Pittman 1.0, Reagor 1.0, Woodall 1.0, OPPONENTS: (63N)(28G)(29G,26G)(23G,35G)(44G, 23G) (21G,51G) (24G,44G)(31G)(29G)(48G)(43G)( ) (41N) (51G,43G,28N,41G,41N,32G) (28G)(22G,40G,45G,22G,25G)

BRONCOS 39.0, OPPONENTS 42.0

PASSING	Att.	Comp.	Yds.	Comp. %	Yds/Att.	TD	TD %	Int	Int %	Long	Sack/Lost	Rating
Griese	451	275	2827	61.0	6.27	23	5.1	19	4.2	65t	38/241	78.5
Frerotte	48	30	308	62.5	6.42	3	6.3	0	0.0	26t	3/21	101.7
Jackson	12	7	73	58.3	6.08	0	0.0	0	0.0	19	1/6	76.0
<b>BRONCOS</b>	<b>511</b>	<b>312</b>	<b>3208</b>	<b>61.1</b>	<b>6.28</b>	<b>26</b>	<b>5.1</b>	<b>19</b>	<b>3.7</b>	<b>65t</b>	<b>42/268</b>	<b>80.6</b>
<b>OPPONENTS</b>	<b>515</b>	<b>308</b>	<b>3561</b>	<b>59.8</b>	<b>6.91</b>	<b>23</b>	<b>4.5</b>	<b>22</b>	<b>4.3</b>	<b>72t</b>	<b>39/279</b>	<b>77.8</b>

## 2001 DEFENSIVE STATS

(based on coaches' film review)

	TT	UT	A	S-YDS	I-YDS	PD	FF	FR
1 Mobley	133	101	32	1-6	1-17	3	2	3
2 Wilson	128	98	30	3-25	0-0	7	1	0
3 Romanowski	116	84	32	7-44	0-0	2	1	0
4 Brown	98	78	20	3-26	2-6	8	1	1
5 Kennedy	92	70	22	2-18	1-6	6	0	0
6 O'Neal	60	53	7	0-0	9-115	18	0	0
Washington	60	44	16	4-29	0-0	0	1	1
8 Pryce	55	42	13	7-50	0-0	3	2	0
9 Walker	52	44	8	0-0	3-60	3	0	0
10 Pittman	50	43	7	1-14	0-0	1	1	1
11 McGlockton	43	39	4	1-8	2-17	3	1	0
12 Gold	28	22	6	3-14	0-0	2	1	0
13 Spencer	23	21	2	0-0	3-25	9	0	1
14 Hayward	22	16	6	3-21	0-0	0	0	0
15 Berry	17	13	4	2-12	0-0	1	0	2
16 Lett	15	14	1	0-0	0-0	1	0	0
17 E. Davis	11	6	5	0-0	0-0	1	0	1
18 Coghill	6	5	1	0-0	1-0	0	0	0
Reagar	6	6	0	1-6	0-0	0	0	0
20 Johnson	5	4	1	0-0	0-0	0	0	0
21 Woodall	4	3	1	1-6	0-0	0	0	0
22 Burns	3	2	1	0-0	0-0	0	0	0
23 Jenkins	1	1	0	0-0	0-0	0	0	0
<b>TOTAL</b>	<b>1,028</b>	<b>809</b>	<b>219</b>	<b>39-279</b>	<b>22-240</b>	<b>68</b>	<b>11</b>	<b>10</b>

## 2001 GAMES STARTED

### OFFENSE

QB Frerotte, Gus	1	DE Hayward, Reggie	2
QB Griese, Brian	15	DE Pittman, Kavika	14
RB Anderson, Mike	7	DE Washington, Keith	16
RB Davis, Terrell	8	DT McGlockton, Chester	16
RB Gary, Olandis	1	DT Pryce, Trevor	16
FB Carter, Tony	6	LB Mobley, John	16
FB Hape, Patrick	8	LB Romanowski, Bill	16
WR Cole, Chris	1	LB Wilson, Al	16
WR Kasper, Kevin	5	CB O'Neal, Deltha	16
WR McCaffrey, Ed	1	CB Spencer, Jimmy	1
WR Smith, Rod	14	CB Walker, Denard	15
TE Carswell, Dwayne	16	S Brown, Eric	16
TE Clark, Desmond	1	S Kennedy, Kenoy	16
C Nalen, Tom	16		
T Lepsius, Matt	16		
T Teague, Trey	16		
G Friedman, Lennie	14		
G Herndon, Steve	3		
G Neil, Dan	15		

## 2001 COACHES

**Mike Shanahan** (Head Coach), **Frank Bush** (Special Teams), **Larry Coyer** (Linebackers), **Rick Dennison** (Offensive Line), **Karl Dorrell** (Wide Receivers), **George Dyer** (Def. Line), **Alex Gibbs** (Asst. Head Coach/Off. Line), **David Gibbs** (Safeties), **Gary Kubiak** (Off. Coord./DBs), **Anthony Lynn** (Special Teams Asst.), **Pat McPherson** (Off. Asst.), **Ron Milus** (Def. Backs), **Brian Pariani** (Tight Ends), **Ray Rhodes** (Def. Coord.), **Greg Saporta** (Asst. Strength & Cond.), **Cedric Smith** (Asst. Strength & Cond.), **John Teerlinck** (Pass Rush Specialist), **Bobby Turner** (Running Backs), **Rich Tuten** (Strength & Cond.), **Steve Watson** (Def. Asst.), **Zaven Yarlalan** (Head Coach's Asst.).

## 2001 LEADERS / RANKINGS

INDIVIDUAL	PLAYER	NO.	AFR RANK	NFL RANK	NFL LEADER	NO.
Points	Elam	124	21	31	Wilkins (STL)	127
Rushing Yards	Davis	701	14	24	Holmes (KC)	1,555
Passing Yards	Griese	2,827	13	23	Warner (STL)	4,830
Passer Rating	Griese	78.5	8	15	Warner (STL)	101.4
Receiving Yards	R. Smith	1,343	3	6	Boston (ARI)	1,598
Receptions	R. Smith	113	1	1	Smith (DEN)	113
Interceptions	O'Neal	19	21	31	Barber (TB/Henry) (CLE)	10
Sacks	Pryce/Romanowski	7	211	371	Strahan (NYG)	22.5
OFFENSE		NO.	AFR RANK	NFL RANK	NFL LEADER	NO.
Points Per Game		21.3	61	91	St. Louis	31.4
Total Yards Per Game		301.1	12	22	St. Louis	418.1
Yards Per Play		4.7	12	23	St. Louis	6.6
Rushing Yards Per Game		117.3	6	10	Pittsburgh	173.4
Net Passing Yards Per Game		183.8	13	25	St. Louis	291.4
DEFENSE		NO.	AFR RANK	NFL RANK	NFL LEADER	NO.
Points Per Game		21.2	12	21	Chicago	12.7
Total Yards Per Game		298.4	4	8	Pittsburgh	258.6
Yards Per Play		5.0	81	151	Baltimore	4.4
Rushing Yards Per Game		93.3	4	6	Pittsburgh	74.7
Net Passing Yards Per Game		205.1	10	16	Miami	176.8

## 2001 KEY AWARDS

**Pro Bowl** (7): TE Dwayne Carswell, K Jason Elam, LB Ian Gold, CB Deltha O'Neal, DT Trevor Pryce, WR Rod Smith, LB Al Wilson. **AP All-Pro** (3): K Jason Elam (second team), DT Trevor Pryce (second team), WR Rod Smith (second team). **NFL Alumni Special Teams Player of the Year**: K Jason Elam.

## 2001 NFL STANDINGS

### AFC EAST

Team	W	L	T	Pct	PF	PA
yz-New England	11	5	0	.688	371	272
x-Miami	11	5	0	.688	344	290
x-New York Jets	10	6	0	.625	308	295
Indianapolis	6	10	0	.375	413	486
Buffalo	3	13	0	.188	265	420

### AFC CENTRAL

Team	W	L	T	Pct	PF	PA
*yz-Pittsburgh	13	3	0	.812	352	212
x-Baltimore	10	6	0	.625	303	265
Cleveland	7	9	0	.438	285	319
Tennessee	7	9	0	.438	336	388
Jacksonville	6	10	0	.375	294	286
Cincinnati	6	10	0	.375	226	309

### AFC WEST

Team	W	L	T	Pct	PF	PA
y-Oakland	10	6	0	.625	399	327
Seattle	9	7	0	.562	301	324
<b>Denver</b>	<b>8</b>	<b>8</b>	<b>0</b>	<b>.500</b>	<b>340</b>	<b>339</b>
Kansas City	6	10	0	.375	320	344
San Diego	5	11	0	.312	332	321

### NFC EAST

Team	W	L	T	Pct	PF	PA
y-Philadelphia	11	5	0	.688	343	208
Washington	8	8	0	.500	256	303
New York Giants	7	9	0	.438	294	321
Arizona	7	9	0	.438	295	343
Dallas	5	11	0	.312	246	338

### NFC CENTRAL

Team	W	L	T	Pct	PF	PA
yz-Chicago	13	3	0	.812	338	203
x-Green Bay	12	4	0	.750	390	266
x-Tampa Bay	9	7	0	.562	324	280
Minnesota	5	11	0	.312	290	390
Detroit	2	14	0	.125	270	424

### NFC WEST

Team	W	L	T	Pct	PF	PA
*yz-St. Louis	14	2	0	.875	503	273
x-San Francisco	12	4	0	.750	409	282
New Orleans	7	9	0	.438	333	409
Atlanta	7	9	0	.438	291	377
Carolina	1	15	0	.062	253	410

x - Playoffs; y - Division Title; z - First-round Bye; \* - Home-field Advantage

## WILD CARD PLAYOFF GAMES

- 1/12 - at Philadelphia 31, Tampa Bay 9
- 1/12 - at Oakland 38, New York Jets 24
- 1/13 - at Green Bay 25, San Francisco 15
- 1/13 - Baltimore 20, at Miami 3

## DIVISIONAL PLAYOFF GAMES

- 1/19 - Philadelphia 33, at Chicago 19
- 1/19 - at New England 16, Oakland 13 (OT)
- 1/20 - at St. Louis 45, Green Bay 17
- 1/20 - at Pittsburgh 27, Baltimore 10

## CONFERENCE CHAMPIONSHIPS

- 1/27 - at St. Louis 29, Philadelphia 24
- 1/27 - New England 24, at Pittsburgh 17

## SUPER BOWL XXXVI (NEW ORLEANS)

- 2/3 - New England 20, St. Louis 17

## 2000 FINAL STATISTICS (11-5)

**Head Coach:** Mike Shanahan    **AFC West:** 2nd    **Home Stadium:** Mile High Stadium

Date	W-L	Score	Opponent	Attendance	RUSHING	No.	Yds.	Avg.	Long	TD
Sep 4	L	36-41	at St. Louis	65,956	Anderson	297	1487	5.0	80t	15
Sep 10	W	42-14	Atlanta	75,466	Davis	78	282	3.6	24	2
Sep 17	W	33-24	at Oakland	62,078	Coleman	54	183	3.4	24t	1
Sep 24	L	22-23	Kansas City	74,596	Griese	29	102	3.5	18	1
Oct 1	L	19-28	New England	75,684	R. Smith	6	99	16.5	50t	1
Oct 8	W	21-7	at San Diego	56,079	Gary	13	80	6.2	25	0
Oct 15	W	44-10	Cleveland	75,811	Ferrotte	22	64	2.9	13t	1
Oct 22	L	21-31	at Cincinnati	61,603	Harris TM	10	22	2.2	6	0
Nov 5	W	30-23	at New York Jets	78,305	Griffith	5	4	0.8	3	0
Nov 13	W	27-24	Oakland	75,951	Jackson	1	-1	-1.0	-1	0
Nov 19	W	38-9	San Diego	72,518	Rosen	1	-11	-11.0	-11	0
Nov 26	W	38-31	at Seattle	68,661	<b>BRONCOS</b>	<b>516</b>	<b>2311</b>	<b>4.5</b>	<b>80t</b>	<b>21</b>
Dec 3	W	38-23	at New Orleans	64,900	<b>OPPONENTS</b>	<b>344</b>	<b>1598</b>	<b>4.6</b>	<b>77t</b>	<b>13</b>
Dec 10	W	31-24	Seattle	75,218						
Dec 17	L	7-20	at Kansas City	78,406	<b>RECEIVING</b>	<b>No.</b>	<b>Yds.</b>	<b>Avg.</b>	<b>Long</b>	<b>TD</b>
Dec 23	W	38-9	San Francisco	76,098	McCaffrey	101	1317	13.0	61	6

TEAM STATISTICS	Den	Opp
TOTAL FIRST DOWNS	383	294
Rushing	124	80
Passing	223	189
Penalty	36	25
3RD DOWN: MADE/ATT	97/118	66/191
3rd Down Pct.	44.5	34.6
4TH DOWN: MADE/ATT	9/17	6/18
4th Down Pct.	52.9	33.3
POSSESSION AVG.	33:15	26:45
TOTAL NET YARDS	6554	5544
Avg. Per Game	409.6	346.5
Total Plays	1115	992
Avg. Per Play	5.8	5.8
NET YARDS RUSHING	2311	1598
Avg. Per Game	144.4	99.9
Total Rushes	516	344
NET YARDS PASSING	4243	3946
Avg. Per Game	265.2	246.6
Sacked/Yards Lost	30/221	44/251
Gross Yards	4464	4197
Att./Completions	569/354	574/310
Completion Pct.	62.2	54.0
Had Intercepted	12	27
PUNTS/AVERAGE	62/39.6	73/43.8
NET PUNTING AVG.	62/32.3	73/37.4
PENALTIES/YARDS	89/792	109/898
FUMBLES/BALL LOST	26/13	31/17
TOUCHDOWNS	58	58
Rushing	21	13
Passing	28	26
Returns	9	6

SCORE BY PERIODS	1	2	3	4	OT	PTS
BRONCOS	88	156	121	120	0	485
OPPONENTS	57	120	96	96	0	369

SCORING	TD	Ru	Pa	Ret	PAT	FG	\$	PTS
Elam	0	0	0	0	49/49	18/24	0	103
Anderson	15	15	0	0			0	92
McCauffrey	9	0	9	0			0	56
R. Smith	9	1	8	0			0	54
Nedney TM	0	0	0	0	4/4	8/10	0	28
Lindsey LG	0	0	0	0	5/5	5/7	0	20
Carswell	3	0	3	0			0	18
De. Clark	3	0	3	0			0	18
Davis	2	2	0	0			0	12
Griffith	2	2	0	0			0	12
Spencer	2	0	0	2			0	12
Buckley	1	0	0	1			0	6
Chamberlain	1	0	1	0			0	6
Coleman	1	1	0	0			0	6
Crockett	1	0	0	1			0	6
Frerotte	1	1	0	0			0	6
Gold	1	0	0	1			0	6
Griese	1	1	0	0			0	6
Jenkins	1	0	1	1			0	6
McGriff	1	0	1	0			0	6
O'Neal	1	0	0	1			0	6
Pryce	1	0	0	1			0	6
D. Smith	1	0	1	0			0	6
Stuttle	1	0	0	1			0	6
TEAM	0	0	0	0			1	2
BRONCOS	58	21	28	9	53/53	26/34	1	485
OPPONENTS	45	13	26	6	42/43	19/23	0	369

**2-PT. CONVERSIONS:** Anderson, McCaffrey, **BRONCOS 2-5, OPPONENTS 0-2**

**SACKS:** Pryce 12.0, Pittman 7.0, Wilson 5.0, Tanuvasa 4.0, Romanowski 3.5, Hasselbach 2.5, Gold 2.0, Mobley 2.0, Reagor 2.0, E. Brown 1.0, Crockett 1.0, Spencer 1.0, Traylor 1.0. **BRONCOS 44.0, OPPONENTS 30.0**

PASSING	Att.	Comp.	Yds.	Comp.%	Yds.
Griese	336	216	2688	64.3	
Frerotte	232	138	1776	59.5	
Jackson	1	0	0	0.0	
<b>BRONCOS</b>	<b>569</b>	<b>354</b>	<b>4464</b>	<b>62.2</b>	
<b>OPPONENTS</b>	<b>574</b>	<b>310</b>	<b>4197</b>	<b>54.0</b>	

<b>RUSHING</b>	<b>No.</b>	<b>Yds.</b>	<b>Avg.</b>	<b>Long</b>	<b>TD</b>
Anderson	297	1487	5.0	84t	15
David	78	282	3.6	24	2
Coleman	54	183	3.4	20t	1
Griese	29	102	3.5	18t	0
R. Smith	6	99	16.5	50t	1
Gary	13	80	6.2	25	0
Ferrotte	22	64	2.9	13t	1
Harris TM	10	22	2.2	6	0
Griffith	5	4	0.8	3	0
Jackson	1	-1	-1.0	-1	0
Rosen	1	-11	-11.0	-11	0
<b>BRONCOS</b>	<b>516</b>	<b>2311</b>	<b>4.5</b>	<b>80t</b>	<b>21</b>
<b>OPPONENTS</b>	<b>344</b>	<b>1598</b>	<b>4.6</b>	<b>77t</b>	<b>13</b>

RECEIVING	No.	Yds.	Avg.	Long	TD
McCaffrey	101	1317	13.0	61	9
R. Smith	100	1602	16.0	49	8
Carswell	49	495	10.1	43t	3
De. Clark	27	339	12.6	44	3
Anderson	23	169	7.3	18	0
Chamberlain	22	283	12.9	38	1
Griffith	16	101	6.3	16	2
Brooks	3	51	17.0	25	0
Gary	3	10	3.3	7	0
McGriff	2	51	25.5	43t	1
Harris TM	2	19	9.5	16	0
Davis	2	4	2.0	5	0
Montgomery	1	10	10.0	10	0
Miller	1	7	7.0	7	0
Coleman	1	5	5.0	5	0
D. Smith	1	1	1.0	1t	1
<b>BRONCOS</b>	<b>354</b>	<b>4464</b>	<b>12.6</b>	<b>61</b>	<b>28</b>
<b>OPPONENTS</b>	<b>310</b>	<b>4197</b>	<b>13.5</b>	<b>83t</b>	<b>26</b>

INTERCEPTIONS	No.	Yds.	Avg.	Long	TD
Buckley	6	110	18.3	33	1
Jenkins	4	61	15.3	36½	1
Crockett	4	31	7.8	26½	1
Spencer	3	102	34.0	79½	2
Wilson	3	21	7.0	20	0
E. Brown	3	9	3.0	9	0
Romanowski	2	0	0.0	3	0
Mobley	1	9	9.0	9	0
Kennedy	0	0	0.0	0	0
<b>OPENDOS</b>	<b>27</b>	<b>343</b>	<b>12.7</b>	<b>79½</b>	<b>5</b>
<b>OPPONENTS</b>	<b>12</b>	<b>144</b>	<b>12.0</b>	<b>75½</b>	<b>1</b>

PUNTING	No.	Yds.	Avg.	Net	TB	In20	Long	B
Rouen	61	2455	40.2	32.3	9	18	62	1
Lindsey LG	3	117	39.0	32.3	1	0	46	0
<b>BRONCOS</b>	<b>62</b>	<b>2455</b>	<b>39.6</b>	<b>32.3</b>	<b>9</b>	<b>18</b>	<b>62</b>	<b>1</b>
<b>OPPONENTS</b>	<b>73</b>	<b>3196</b>	<b>43.8</b>	<b>37.4</b>	<b>5</b>	<b>25</b>	<b>69</b>	<b>1</b>

PUNT RETURNS	No.	FC	Yds.	Avg.	Long	TD
O'Neal	34	11	354	10.4	64	0
Buckley	2	1	10	5.0	11	0
<b>BRONCOS</b>	<b>36</b>	<b>12</b>	<b>364</b>	<b>10.1</b>	<b>64</b>	<b>0</b>
<b>OPPONENTS</b>	<b>23</b>	<b>9</b>	<b>270</b>	<b>11.7</b>	<b>86½</b>	<b>1</b>

KICKOFF RETURNS	No.	Yds.	Avg.	Long	TD
O'Neal	46	1102	24.0	87½	1
Cole	11	264	24.0	37	0
D. Smith	5	73	14.6	17	0
Chamberlain	2	25	12.5	13	0
Carswell	1	0	0.0	0	0
Miller	1	13	13.0	13	0
<b>BRONCOS</b>	<b>66</b>	<b>1477</b>	<b>22.4</b>	<b>87½</b>	<b>1</b>
<b>OPPONENTS</b>	<b>90</b>	<b>1934</b>	<b>21.5</b>	<b>100½</b>	<b>1</b>

FIELD GOALS	1-19	20-29	30-39	40-49	50+
Elam	0/0	7/7	6/7	4/9	1/1
Nedney TM	0/0	6/6	1/1	1/2	0/1
Nedney LG	2/2	0/0	1/3	2/2	0/0
<b>BRONCOS</b>	<b>0/0</b>	<b>13/13</b>	<b>7/8</b>	<b>5/11</b>	<b>1/2</b>
<b>OPPONENTS</b>	<b>3/3</b>	<b>5/5</b>	<b>3/4</b>	<b>8/11</b>	<b>0/0</b>

**ELAM:** (32G,38G,36G)(29G,51G)()()()22G,45N,45G,46G)(48N,48N)  
 (31G, 41G,213G)(23G,41G)(26G,42N)(35G)(22G,38G)(37N)(41N,20G)  
**LINSEY, Jac-Den:** ()()()36G,33N,19G>()(19G,48G,49G,31N)  
**LINSEY, Den:** ()()()()()()()()()()()()  
**OPPONENTS:** ()()19G,49N)42G>()(34N)45G)(24G)45G,26G,28G)  
 (19G)41G,31G,33G)(42G)43N,30G,19G,42G)(23G)(40G,27G)  
 (48N,44G)

TD	TD%	Int	Int%	Long	Sack/Lost	Rating
19	5.7	4	1.2	61	17/139	102.9
9	3.9	8	3.4	44	12/77	82.1
0	0.0	0	0.0	0	1/5	39.6
28	4.9	12	2.1	61	30/221	94.2
26	4.5	27	4.7	831	44/251	73.1

## 2000 DEFENSIVE STATS

(based on coaches' film review)

	TT	UT	A	S-YDS	I-YDS	PD	FF	FR
1 Mobley	133	92	41	2-16	1-9	10	2	0
2 Romanowski	121	88	33	3.5-17	2-0	3	2	2
3 Jenkins	109	87	22	0-0	4-3	7	3	0
4 Wilson	104	73	31	5-31	3-21	6	1	0
5 E. Brown	102	86	16	1-8	3-9	7	0	3
6 Traylor	53	44	9	1-0	0-0	2	2	1
7 Pryce	44	36	8	12-76.5	0-0	0	2	1
8 Spencer	40	35	5	1-1	3-102	6	1	0
9 Pittman	39	33	6	7-43	0-0	1	1	1
10 Buckley	33	32	1	0-0	6-110	8	0	0
11 Crockett	32	29	3	1-6	4-31	7	1	0
Tanuvasa	32	28	4	4-19	0-0	0	0	4
13 Gold	21	20	1	2-4	0-0	0	1	0
14 Cadrez	14	7	7	0-0	0-0	1	0	0
15 Reagar	13	13	0	2-19	0-0	1	0	0
Lodish	13	10	3	0-0	0-0	0	0	0
Hasselbach	13	8	5	2.5-10.5	0-0	0	1	0
18 Kennedy	6	6	0	0-0	1-0	0	0	0
19 Archambeau	2	2	0	0-0	0-0	0	0	0
O'Neal	2	2	0	0-0	0-0	5	1	1
Suttle	2	2	0	0-0	0-0	0	0	0
Burns	2	1	1	0-0	0-0	1	0	0
23 Coghill	1	1	0	0-0	0-0	0	1	0
<b>TOTAL</b>	<b>931</b>	<b>735</b>	<b>196</b>	<b>44-251</b>	<b>27-343</b>	<b>65</b>	<b>19</b>	<b>13</b>

## 2000 GAMES STARTED

### OFFENSE

QB Frerotte, Gus	6	DE Hasselbach, Harald	1
QB Griese, Brian	10	DE Pittman, Kavika	15
RB Anderson, Mike	12	DE Tanuvasa, Maa	16
RB Davis, Terrell	4	DT Pryce, Trevor	16
WR Griffith, Howard	14	DT Traylor, Keith	16
WR McCaffrey, Ed	16	LB Cadrez, Glenn	3
WR Smith, Rod	16	LB Mobley, John	14
TE Carswell, Dwayne	16	LB Romanowski, Bill	16
TE Clark, Desmond	2	LB Wilson, Al	14
C Nalen, Tom	16	CB Buckley, Terrell	16
T Jones, Tony	16	CB Crockett, Ray	11
T Lepsis, Matt	16	CB Spencer, Jimmy	6
G Friedman, Lennie	8	S Brown, Eric	16
G Neil, Dan	16	S Jenkins, Billy	16
G Schlereth, Mark	8		

## 2000 COACHES

**Mike Shanahan** (Head Coach), **Frank Bush** (Nickel Package/Secondary), **Larry Coyer** (Linebackers), **Rick Dennison** (Special Teams), **Karl Dorrell** (Wide Receivers), **George Dyer** (Defensive Line), **Alex Gibbs** (Assistant Head Coach/Offensive Line), **Gary Kubiak** (Offensive Coordinator/Quarterbacks), **Anthony Lynn** (Special Teams Assistant), **Pat McPherson** (Offensive Assistant), **Ron Milus** (Defensive Backs), **Brian Pariani** (Tight Ends), **Greg Robinson** (Defensive Coordinator), **Greg Saporita** (Assistant Strength & Conditioning), **John Teerlinck** (Pass Rush Specialist), **Terry Tumeay** (Defensive Assistant), **Bobby Turner** (Running Backs), **Rich Tuten** (Strength & Conditioning).

## 2000 LEADERS / RANKINGS

INDIVIDUAL	PLAYER	NO.	AFC RANK	NFL RANK	NFL LEADER	NO.
Points	Elam	103	10	17	Stover (BAL)	135
Rushing Yards	Anderson	1,487	3	4	James (IND)	1,709
Passing Yards	Griese	2,688	8	17	Manning (IND)	4,413
Passer Rating	Griese	102.9	1	1	Griese (DEN)	102.9
Receiving Yards	R. Smith	1,602	1	2	Holt (STL)	1,635
Receptions	McCaffrey	101	2	3	Harrison (IND)	102
Interceptions	Buckley	6	3t	7t	Shapiro (GB)	5
Sacks	Pryce	12	5	9t	Glover (NO)	18
OFFENSE		NO.	AFC RANK	NFL RANK	NFL LEADER	NO.
Points Per Game		30.3	1	2	St. Louis	33.8
Total Yards Per Game		409.6	1	2	St. Louis	442.2
Yards Per Play		5.9	2	5	St. Louis	7.0
Rushing Yards Per Game		144.4	3	3	Oakland	154.4
Net Passing Yards Per Game		265.2	2	3	St. Louis	327.0
DEFENSE		NO.	AFC RANK	NFL RANK	NFL LEADER	NO.
Points Per Game		23.1	13	23	Baltimore	10.3
Total Yards Per Game		346.5	14	24	Tennessee	238.4
Yards Per Play		5.8	15	30	Tennessee	4.2
Rushing Yards Per Game		99.9	6	7	Baltimore	60.6
Net Passing Yards Per Game		246.6	16	31	Tennessee	151.5

## 2000 KEY AWARDS

**Pro Bowl** (4): QB Brian Griese, C Tom Nalen, DT Trevor Pryce, WR Rod Smith. **AP All-Pro** (2): C Tom Nalen (first team), WR Rod Smith (second team). **AP NFL Offensive Rookie of the Year**: RB Mike Anderson.

## 2000 NFL STANDINGS

### AFC EAST

Team	W	L	T	Pct	PF	PA
y-Miami	11	5	0	.688	323	226
x-Indianapolis	10	6	0	.625	429	326
New York Jets	9	7	0	.563	321	321
Buffalo	8	8	0	.500	315	350
New England	5	11	0	.313	276	338

### AFC CENTRAL

Team	W	L	T	Pct	PF	PA
*yz-Tennessee	13	3	0	.813	346	191
x-Baltimore	12	4	0	.750	333	165
Pittsburgh	9	7	0	.563	321	255
Jacksonville	7	9	0	.438	367	327
Cincinnati	4	12	0	.250	185	359
Cleveland	3	13	0	.188	161	419

### AFC WEST

Team	W	L	T	Pct	PF	PA
yz-Oakland	12	4	0	.750	479	299
x-Denver	11	5	0	.688	485	369
Kansas City	7	9	0	.438	355	354
Seattle	6	10	0	.375	320	405
San Diego	1	15	0	.063	269	440

### NFC EAST

Team	W	L	T	Pct	PF	PA
*yz-New York Giants	12	4	0	.750	328	246
x-Philadelphia	11	5	0	.688	351	245
Washington	8	8	0	.500	281	269
Dallas	5	11	0	.313	294	361
Arizona	3	13	0	.188	210	443

### NFC CENTRAL

Team	W	L	T	Pct	PF	PA
yz-Minnesota	11	5	0	.688	397	371
x-Tampa Bay	10	6	0	.625	388	269
Detroit	9	7	0	.563	307	307
Green Bay	9	7	0	.563	353	323
Chicago	5	11	0	.313	216	355

### NFC WEST

Team	W	L	T	Pct	PF	PA
y-St. Louis	10	6	0	.625	540	371
x-New Orleans	10	6	0	.625	354	305
Carolina	7	9	0	.438	310	310
San Francisco	6	10	0	.375	388	422
Atlanta	4	12	0	.250	252	413

x - Playoffs; y - Division Title; z - First-round Bye; \* - Home-field Advantage

## WILD CARD PLAYOFF GAMES

12/30 - at Miami 23, Indianapolis 17 (OT)  
12/30 - at New Orleans 31, St. Louis 28  
**12/31 - at Baltimore 21, Denver 3**  
12/31 - at Philadelphia 21, Tampa Bay 3

## DIVISIONAL PLAYOFF GAMES

1/6 - at Oakland 27, Miami 0  
1/6 - at Minnesota 34, New Orleans 16  
1/7 - Baltimore 24, at Tennessee 10  
1/7 - at New York 20, Philadelphia 10

## CONFERENCE CHAMPIONSHIPS

1/14 - Baltimore 16, at Oakland 3  
1/14 - at New York Giants 41, Minnesota 0

## SUPER BOWL XXXV (TAMPA, FLA.)

1/28 - Baltimore 34, New York Giants 7

# 1999 FINAL STATISTICS (6-10)

Head Coach: Mike Shanahan    AFC West: 5th    Home Stadium: Mile High Stadium

Date	W-L	Score	Opponent	Attendance	RUSHING	No.	Yds.	Avg.	Long	TD
Sept 13	L	21-38	Miami	75,623	Gary	276	1159	4.2	71	7
Sept 19	L	10-26	at Kansas City	78,683	Davis	67	211	3.1	26	2
Sept 26	L	10-13	at Tampa Bay	65,297	Loville	40	203	5.1	36t	1
Oct 3	L	13-21	New York Jets	74,181	Griese	46	138	3.0	23	2
Oct 10	W	16-13	at Oakland	55,704	Griffith	17	66	3.9	13	1
Oct 17	W	31-10	Green Bay	73,352	C. Miller	8	40	5.0	13	0
Oct 24	L	23-24	at New England	60,011	Avery LG	5	21	4.2	11	0
Oct 31	L	20-23	Minnesota	75,021	Avery TM	5	21	4.2	11	0
Nov 7	W	33-17	at San Diego	61,204	Brister	2	17	8.5	17	0
Nov 14	L	17-20	at Seattle	66,314	D. Smith	1	7	7.0	7	0
Nov 22	W	27-21	Oakland (OT)	70,012	Lynn	2	2	1.0	1	0
Dec 5	L	10-16	Kansas City	73,855	Rouen	1	0	0.0	0	0
Dec 13	L	24-27	at Jacksonville	71,357	<b>BRONCOS</b>	<b>465</b>	<b>1864</b>	<b>4.0</b>	<b>71</b>	<b>13</b>
Dec 19	W	36-30	at Jacksonville	65,987	<b>OPPONENTS</b>	<b>440</b>	<b>1737</b>	<b>3.9</b>	<b>54</b>	<b>15</b>
Dec 25	W	17-7	at Detroit	73,158						
Jan 2	L	6-12	San Diego	69,278						

TEAM STATISTICS		Den	Opp
TOTAL FIRST DOWNS		308	267
Rushing		107	88
Passing		168	154
Penalty		33	25
3RD DOWN: MADE/ATT		84/229	64/203
3rd Down Pct.		36.7	31.5
4TH DOWN: MADE/ATT		6/14	5/11
4th Down Pct.		42.9	45.5
POSSESSION AVG.		31:06	28:54
TOTAL NET YARDS		5283	4753
Avg. Per Game		330.2	297.1
Total Plays		1053	961
Avg. Per Play		5.0	4.9
NET YARDS RUSHING		1864	1737
Avg. Per Game		116.5	108.6
Total Rushes		465	440
NET YARDS PASSING		3419	3016
Avg. Per Game		213.7	188.5
Sacked/Yards Lost		34/227	50/283
Gross Yards		3646	3299
Att./Completions		554/319	471/273
Completion Pct.		57.6	58.0
Had Intercepted		18	15
PUNTS/AVERAGE		84/46.5	92/43.6
NET PUNTING AVG.		84/35.6	92/36.5
PENALTIES/YARDS		114/872	114/1016
FUMBLES/BALL LOST		33/10	29/11
TOUCHDOWNS		32	35
Rushing		13	15
Passing		16	17
Returns		3	3

SCORE BY PERIODS	1	2	3	4	OT	PTS
BRONCOS	79	58	77	88	12	314
OPPONENTS	34	115	62	107	0	318

SCORING	TD	Ru	Pa	Ret	PAT	FG	S	PTS
Elam	0	0	0	0	29/29	29/36	0	116
Gary	7	7	0	0	0	0	0	44
McCauffrey	7	0	7	0	0	0	0	42
R. Smith	4	0	4	0	0	0	0	24
Carswell	2	0	2	0	0	0	0	12
Chamberlain	2	0	2	0	0	0	0	12
Davis	2	2	0	0	0	0	0	12
Griese	2	2	0	0	0	0	0	12
Griffith	2	1	1	0	0	0	0	12
Cadrez	1	0	0	1	0	0	0	6
Loville	1	1	0	0	0	0	0	6
Romanowski	1	0	0	1	0	0	0	6
Watson	1	0	0	1	0	0	0	6
Pryce	0	0	0	0	0	1	2	2
TEAM	0	0	0	0	0	1	2	2
<b>BRONCOS</b>	<b>32</b>	<b>13</b>	<b>16</b>	<b>3</b>	<b>29/29</b>	<b>29/36</b>	<b>2</b>	<b>314</b>
<b>OPPONENTS</b>	<b>35</b>	<b>15</b>	<b>17</b>	<b>3</b>	<b>31/32</b>	<b>25/29</b>	<b>0</b>	<b>318</b>

2-PT. CONVERSIONS: Gary, BRONCOS 1-1, OPPONENTS 1-3

**SACKS:** Pryce 13.0, Cadrez 7.0, Tanuvasa 7.0, N. Smith 6.5, Williams 4.0, Hasselbach 2.5, Crockett 2.0, Wayne 2.0, E. Brown 1.5, Traylor 1.5, Bowens 1.0, Braxton 1.0, Wilson 1.0, **BRONCOS 50.0, OPPONENTS 34.0**

PASSING	Att.	Comp.	Yds.	Comp.%	Yds/Att.	TD	TD%	Int	Int%	Long	Sack/Lost	Rating
Griese	452	261	3032	57.7	6.71	14	3.1	14	3.1	88	27/176	75.6
C. Miller	81	46	527	56.8	6.51	2	2.5	1	1.2	42	7/51	79.6
Brister	20	12	87	60.0	4.35	0	0.0	3	15.0	11	0/0	30.6
R. Smith	1	0	0	0.0	0.00	0	0.0	0	0.0	0	0/0	39.6
<b>BRONCOS</b>	<b>554</b>	<b>319</b>	<b>3646</b>	<b>57.6</b>	<b>6.58</b>	<b>16</b>	<b>2.9</b>	<b>18</b>	<b>3.2</b>	<b>88</b>	<b>34/227</b>	<b>73.6</b>
<b>OPPONENTS</b>	<b>471</b>	<b>273</b>	<b>3299</b>	<b>58.0</b>	<b>7.00</b>	<b>17</b>	<b>3.6</b>	<b>15</b>	<b>3.2</b>	<b>67</b>	<b>50/283</b>	<b>78.3</b>

RECEIVING	No.	Yds.	Avg.	Long	TD
R. Smith	79	1020	12.9	71	4
McCauffrey	71	1018	14.3	78t	7
Chamberlain	32	488	15.3	88	2
Griffith	26	192	7.4	20	1
Carswell	24	201	8.4	20	2
Sharpe	23	224	9.7	24	0
Gary	21	159	7.6	21	0
Loville	11	50	4.5	15	0
Cooper	9	98	10.9	21	0
B. Miller	5	59	11.8	26	0
Avery LG	4	24	6.0	11	0
Avery TM	4	24	6.0	11	0
D. Smith	4	23	5.8	11	0
McGriff	3	37	12.3	15	0
Davis	3	26	8.7	10	0
Doering	3	22	7.3	9	0
Clark	1	5	5.0	5	0
<b>BRONCOS</b>	<b>319</b>	<b>3646</b>	<b>11.4</b>	<b>88</b>	<b>16</b>
<b>OPPONENTS</b>	<b>273</b>	<b>3299</b>	<b>12.1</b>	<b>67</b>	<b>17</b>

INTERCEPTIONS	No.	Yds.	Avg.	Long	TD
James	5	59	11.8	45	0
Romanowski	3	35	11.7	18t	1
Carter	2	48	24.0	34	0
Crockett	2	14	7.0	10	0
E. Brown	1	13	13.0	13	0
Coghill	1	0	0.0	0	0
Pryce	1	0	0.0	0	0
<b>BRONCOS</b>	<b>15</b>	<b>169</b>	<b>11.3</b>	<b>45</b>	<b>1</b>
<b>OPPONENTS</b>	<b>18</b>	<b>231</b>	<b>12.8</b>	<b>60</b>	<b>1</b>

PUNTING	No.	Yds.	Avg.	Net	TB	In20	Long	B
Rouen	84	3908	46.5	35.6	16	19	65	0
<b>BRONCOS</b>	<b>84</b>	<b>3908</b>	<b>46.5</b>	<b>35.6</b>	<b>16</b>	<b>19</b>	<b>65</b>	<b>0</b>
<b>OPPONENTS</b>	<b>92</b>	<b>4011</b>	<b>43.6</b>	<b>36.5</b>	<b>12</b>	<b>27</b>	<b>64</b>	<b>1</b>

PUNT RETURNS	No.	FC	Yds.	Avg.	Long	TD
Watson	44	8	334	7.6	81t	1
McGriff	7	1	50	7.1	20	0
Coghill	3	1	25	8.3	10	0
<b>BRONCOS</b>	<b>54</b>	<b>10</b>	<b>409</b>	<b>7.6</b>	<b>81t</b>	<b>1</b>
<b>OPPONENTS</b>	<b>43</b>	<b>13</b>	<b>600</b>	<b>14.0</b>	<b>80t</b>	<b>1</b>

KICKOFF RETURNS	No.	Yds.	Avg.	Long	TD
Watson	48	1138	23.7	71	0
Avery LG	9	192	21.3	33	0
Avery TM	7	137	19.6	25	0
B. Miller	4	79	19.8	30	0
Loville	2	22	11.0	12	0
D. Smith	1	12	12.0	11	0
R. Smith	1	10	10.0	10	0
<b>BRONCOS</b>	<b>63</b>	<b>1398</b>	<b>22.2</b>	<b>71</b>	<b>0</b>
<b>OPPONENTS</b>	<b>70</b>	<b>1457</b>	<b>20.8</b>	<b>61</b>	<b>0</b>

FIELD GOALS	1-19	20-29	30-39	40-49	50+
Elam	1/1	8/8	7/8	8/11	5/8
<b>BRONCOS</b>	<b>1/1</b>	<b>8/8</b>	<b>7/8</b>	<b>8/11</b>	<b>5/8</b>
<b>OPPONENTS</b>	<b>2/2</b>	<b>6/6</b>	<b>6/7</b>	<b>10/12</b>	<b>1/2</b>

**ELAM:** (44B,41N)(50G)(44G)(26G,51G)(48G,47G,26G)(20G,53N)(40G,28G,30G,59N)(19G,37N)(44G,55G,41G,24G)(25G)(30G,24G,38G,53G)(39G)(40G)(28G,64N,46G,33G,45N)(32G)(37G,50G)

**OPPONENTS:** (39N,37B)(30G,54G,26G)(44G)(44N,37G)(1)(23G)(45G,51N)(25G,23G,52N)(1)(1)(27G)(20G)(36G,19G)(28N,42G)(1)

## 1999 DEFENSIVE STATS

(based on coaches' film review)

	TT	UT	A	S-YDS	I-YDS	PD	FF	FR
1 Cadrez	97	73	24	7-24	0-0	5	3	4
2 Romanowski	94	69	25	0-0	3-35	9	0	0
3 Wilson	88	70	18	1-1	0-0	6	1	2
4 E. Brown	80	62	18	1.5-8	1-13	3	0	0
5 Carter	73	57	16	0-0	2-48	12	1	0
6 Crockett	71	64	7	2-24	2-14	10	1	1
7 Braxton	61	45	16	1-10	0-0	0	0	0
8 Pince	50	36	14	13-75	1-0	0	3	1
9 Tanuvasa	43	36	7	7-30	0-0	0	2	0
10 Traylor	42	36	6	1.5-10.5	0-0	6	2	0
11 James	38	32	6	0-0	5-59	11	2	0
12 Johnson	36	28	8	0-0	0-0	4	0	1
13 Coghill	34	28	6	0-0	1-0	4	0	0
N. Smith	34	26	8	6.5-42	0-0	1	0	0
15 Hasselbach	25	17	8	2.5-14.5	0-0	0	0	0
16 Williams	19	15	4	4-28	0-0	1	2	0
17 Lodish	13	10	3	0-0	0-0	0	0	0
Mobley	13	10	3	0-0	0-0	1	0	0
19 Reagar	11	8	3	0-0	0-0	0	0	0
20 Wayne	10	8	2	2-15	0-0	0	1	0
Bowens	10	6	4	1-1	0-0	0	0	0
C. Brown	10	5	5	0-0	0-0	0	0	0
23 Grasmanis	6	4	2	0-0	0-0	0	0	0
24 Watson	5	5	0	0-0	0-0	2	0	0
25 Ulmer	1	1	0	0-0	0-0	0	0	0
<b>TOTAL</b>	<b>964</b>	<b>751</b>	<b>213</b>	<b>50-283</b>	<b>15-169</b>	<b>75</b>	<b>18</b>	<b>9</b>

## 1999 GAMES STARTED

OFFENSE	DEFENSE
QB Griese, Brian	13 DE Hasselbach, Harald
QB Miller, Chris	3 DE Smith, Neil
RB Davis, Terrell	4 DE Tanuvasa, Maa
RB Gary, Olandis	12 DE Williams, Alfred
WR Griffith, Howard	16 DT Lodish, Mike
WR Cooper, Andre	1 DT Pryce, Trevor
WR McCaffrey, Ed	15 DT Traylor, Keith
WR Nash, Marcus	1 LB Cadrez, Glenn
WR Smith, Rod	15 LB Mobley, John
TE Carswell, Dwayne	11 LB Romanowski, Bill
TE Sharpe, Shannon	5 LB Wilson, Al
C Nalen, Tom	16 CB Carter, Dale
T Nalen, Tony	12 CB Crockett, Ray
T Lepsis, Matt	16 CB James, Tony
T Teague, Trey	4 CB Watson, Chris
G Banks, Chris	1 S Braxton, Tyrone
G Neil, Dan	15 S Brown, Eric
G Schlereth, Mark	16 S Coghill, George
	5 S Johnson, Darrius

## 1999 COACHES

**Mike Shanahan** (Head Coach), **Frank Bush** (Linebackers), **Barney Chavous** (Asst. Off. Line/Asst. Strength & Cond.), **Rick Dennison** (Special Teams), **Ed Donatelli** (Def. Backs), **George Dyer** (Def. Line), **Alex Gibbs** (Asst. Head Coach/Offensive Line), **Mike Heimerdinger** (Wide Receivers), **Gary Kubiak** (Off. Coordinator/QBs), **Pat McPherson** (Off. Asst.), **Brian Pariani** (Tight Ends), **Ricky Porter** (Strength & Conditioning Asst.), **Greg Robinson** (Def. Coordinator), **Greg Saporta** (Asst. Strength & Cond.), **Rick Smith** (Def. Assistant), **John Teerlinck** (Pass Rush Specialist), **Terry Turney** (Def. Assistant), **Bobby Turner** (Running Backs), **Rich Tuten** (Strength & Conditioning).

## 1999 LEADERS / RANKINGS

INDIVIDUAL	PLAYER	NO.	AFC RANK	NFL RANK	NFL LEADER	NO.
Points	Elam	116	51	61	Vanderjagt (IND)	145
Rushing Yards	Gary	1,159	6	11	James (IND)	1,553
Passing Yards	Griese	3,032	8	12	Beuerlein (CAR)	4,436
Passer Rating	Griese	75.6	111	22	Warner (STL)	109.2
Receiving Yards	R. Smith	1,020	9	24	Harrison (IND)	1,663
Receptions	R. Smith	79	5	151	Smith (JAC)	116
Interceptions	James	5	51	131	Five Players	7
Sacks	Pryce	13	2	5	Carter (STL)	17
OFFENSE		NO.	AFC RANK	NFL RANK	NFL LEADER	NO.
Points Per Game		19.6	11	18	St. Louis	32.9
Total Yards Per Game		330.2	7	14	St. Louis	400.8
Yards Per Play		5.0	71	141	St. Louis	6.5
Rushing Yards Per Game		116.5	8	12	Jacksonville	130.7
Net Passing Yards Per Game		213.7	7	15	St. Louis	272.1
DEFENSE		NO.	AFC RANK	NFL RANK	NFL LEADER	NO.
Points Per Game		19.9	8	11	Jacksonville	13.6
Total Yards Per Game		297.1	5	7	Buffalo	252.3
Yards Per Play		4.9	71	91	Baltimore	4.1
Rushing Yards Per Game		108.6	12	19	St. Louis	74.3
Net Passing Yards Per Game		213.7	7	8	Buffalo	167.2

## 1999 KEY AWARDS

**Pro Bowl (3):** C Tom Nalen, DT Trevor Pryce, RB Detron Smith (special teams). **AP All-Pro (2):** DT Trevor Pryce (first team), C Tom Nalen (second team).

## 1999 NFL STANDINGS

### AFC EAST

Team	W	L	T	Pct	PF	PA
yz-Indianapolis	13	3	0	.813	423	333
x-Buffalo	11	5	0	.688	320	229
x-Miami	9	7	0	.563	326	336
New England	8	8	0	.500	299	284
New York Jets	8	8	0	.500	308	309

### AFC CENTRAL

Team	W	L	T	Pct	PF	PA
*yz-Jacksonville	14	2	0	.875	396	217
x-Tennessee	13	3	0	.813	392	324
Baltimore	8	8	0	.500	324	277
Pittsburgh	6	10	0	.375	317	320
Cincinnati	4	12	0	.250	283	460
Cleveland	2	14	0	.125	217	437

### AFC WEST

Team	W	L	T	Pct	PF	PA
y-Seattle	9	7	0	.563	338	298
Kansas City	9	7	0	.563	390	322
San Diego	8	8	0	.500	269	316
Oakland	8	8	0	.500	390	329
Denver	6	10	0	.375	314	318

### NFC EAST

Team	W	L	T	Pct	PF	PA
y-Washington	10	6	0	.625	443	377
x-Dallas	8	8	0	.500	352	276
New York Giants	7	9	0	.438	299	358
Arizona	6	10	0	.375	245	382
Philadelphia	5	11	0	.313	272	357

### NFC CENTRAL

Team	W	L	T	Pct	PF	PA
yz-Tampa Bay	11	5	0	.688	270	235
x-Minnesota	10	6	0	.625	399	335
x-Detroit	8	8	0	.500	322	323
Green Bay	8	8	0	.500	357	341
Chicago	6	10	0	.375	272	341

### NFC WEST

Team	W	L	T	Pct	PF	PA
*yz-St. Louis	13	3	0	.813	526	242
Carolina	8	8	0	.500	421	381
Atlanta	5	11	0	.313	285	380
San Francisco	4	12	0	.250	295	453
New Orleans	3	13	0	.188	260	434

x - Playoffs; y - Division Title; z - First-round Bye; \* - Home-field Advantage

## WILD CARD PLAYOFF GAMES

1/8 - at Tennessee 22, Buffalo 16  
1/8 - at Washington 27, Detroit 13  
1/9 - Miami 20, at Seattle 17  
1/9 - at Minnesota 27, Dallas 10

## DIVISIONAL PLAYOFF GAMES

1/15 - at Jacksonville 62, Miami 7  
1/15 - at Tampa Bay 14, Washington 13  
1/16 - Tennessee 19, at Indianapolis 16  
1/16 - at St. Louis 49, Minnesota 37

## CONFERENCE CHAMPIONSHIPS

1/23 - Tennessee 33, at Jacksonville 14  
1/23 - at St. Louis 11, Tampa Bay 6

## SUPER BOWL XXXIV (ATLANTA)

1/30 - St. Louis 23, Tennessee 16



# 1998 FINAL STATISTICS (14-2)

Head Coach: Mike Shanahan AFC West: 1st Home Stadium: Mile High Stadium

Date	W-L	Score	Opponent	Attendance	RUSHING	No.	Yds.	Avg.	Long	TD
Sept 7	W	27-21	New England	74,745	Davis	392	2008	5.1	70	21
Sept 13	W	42-23	Dallas	75,013	Loville	53	161	3.0	12	2
Sept 20	W	34-17	at Oakland	56,578	Brister	19	102	5.4	38t	1
Sept 27	W	38-16	at Washington	71,880	Elway	37	94	2.5	16	1
Oct 4	W	41-16	Philadelphia	73,218	R. Smith	6	63	10.5	37	0
Oct 11	W	21-16	at Seattle	66,258	Hebron	9	31	3.4	8	1
Oct 25	W	37-24	Jacksonville	75,217	Griffith	4	13	3.3	16	0
Nov 1	W	33-26	at Cincinnati	59,974	Rouen	1	0	0.0	0	0
Nov 8	W	27-10	San Diego	74,925	Griese	4	-4	-1.0	0	0
Nov 16	W	30-7	at Kansas City	78,100	<b>BRONCOS</b>	<b>525</b>	<b>2468</b>	<b>4.7</b>	<b>70</b>	<b>26</b>
Nov 22	W	40-14	Oakland	75,325	<b>OPPONENTS</b>	<b>356</b>	<b>1287</b>	<b>3.6</b>	<b>45</b>	<b>8</b>
Nov 29	W	31-16	at San Diego	66,532	<b>RECEIVING</b>	<b>No.</b>	<b>Yds.</b>	<b>Avg.</b>	<b>Long</b>	<b>TD</b>
Dec 6	W	35-31	Kansas City	74,962	R. Smith	86	1222	14.2	58	6
Dec 13	L	16-20	at New York Giants	72,336	McCaffrey	64	1053	16.5	48	10
Dec 21	L	21-31	at Miami	74,363	Sharpe	64	768	12.0	38t	10
Dec 27	W	28-21	Seattle	74,057	Davis	25	217	8.7	35	2

TEAM STATISTICS	Den	Opp
TOTAL FIRST DOWNS	347	283
Rushing	135	80
Passing	186	183
Penalty	26	20
3RD DOWN: MADE/ATT	90/207	88/225
3rd Down Pct.	43.5	39.1
4TH DOWN: MADE/ATT	4/10	10/19
4th Down Pct.	40.0	52.6
POSSESSION AVG.	32:08	27:52
TOTAL NET YARDS	6092	4935
Avg. Per Game	380.8	308.4
Total Plays	1041	999
Avg. Per Play	5.9	4.9
NET YARDS RUSHING	2468	1287
Avg. Per Game	154.3	80.4
Total Rushes	525	356
NET YARDS PASSING	3624	3648
Avg. Per Game	226.5	228.0
Sacked/Yards Lost	25/184	47/335
Gross Yards	3808	3983
Att./Completions	491/290	596/345
Completion Pct.	59.1	57.9
Had Intercepted	14	19
PUNTS/AVERAGE	67/46.2	88/42.4
NET PUNTING AVG.	67/37.6	88/36.1
PENALTIES/YARDS	115/1023	113/865
FUMBLES/BALL LOST	17/6	28/11
TOUCHDOWNS	62	38
Rushing	26	8
Passing	32	28
Returns	4	2

SCORE BY PERIODS	1	2	3	4	OT	PTS
<b>BRONCOS</b>	144	156	64	137	0	501
<b>OPPONENTS</b>	54	87	58	110	0	309

SCORING	TD	Ru	Pa	Ret	PAT	FG	S	PTS
Davis	23	21	2	0			0	138
Elam	0	0	0	0	58/58	23/27	0	127
McCaffrey	10	0	10	0			0	62
Sharpe	10	0	10	0			0	60
R. Smith	7	0	6	1			0	42
Griffith	3	0	3	0			0	18
Hebron	2	1	0	1			0	12
Loville	2	2	0	0			0	12
Brister	1	1	0	0			0	6
Crockett	1	0	0	1			0	6
Elway	1	1	0	0			0	6
Gordon	1	0	0	1			0	6
Green	1	0	1	0			0	6
Rouen	0	0	0	0	0/1	0/0	0	0
<b>BRONCOS</b>	<b>62</b>	<b>26</b>	<b>32</b>	<b>4</b>	<b>58/59</b>	<b>23/27</b>	<b>0</b>	<b>501</b>
<b>OPPONENTS</b>	<b>38</b>	<b>8</b>	<b>28</b>	<b>2</b>	<b>31/31</b>	<b>14/20</b>	<b>2</b>	<b>309</b>

2-PT. CONVERSIONS: McCaffrey, BRONCOS 1-3, OPPONENTS 2-7

**SACKS:** Pryce 8.5, Tanuvasa 8.5, Romanowski 7.5, Cadrez 4.0, N. Smith 4.0, Hasselbach 3.0, Williams 3.0, Lodish 2.0, Traylor 2.0, Washington 2.0, Johnson 1.0, Mobley 1.0, Crockett 0.5, BRONCOS 47.0, OPPONENTS 25.0

PASSING	Att.	Comp.	Yds.	Comp.%	Yds/Att.	TD%	Int	Int%	Long	Sack/Lost	Rating	
Elway	356	210	2806	59.0	7.88	22	6.2	10	2.8	58	18/135	93.0
Brister	131	78	986	59.5	7.53	10	7.6	3	2.3	48	7/49	99.0
Griese	3	1	2	33.3	0.67	0	0.0	1	33.3	2	0/0	2.8
R. Smith	1	1	14	100.0	14.00	0	0.0	0	0.0	14	0/0	118.8
BRONCOS	491	290	3808	59.1	7.76	32	6.5	14	2.9	58	25/184	93.5
OPPONENTS	596	345	3983	57.9	6.68	28	4.7	19	3.2	75t	47/335	80.5

INTERCEPTIONS	No.	Yds.	Avg.	Long	TD
Gordon	4	125	31.3	55t	1
Crockett	3	105	35.0	80t	1
Johnson	2	79	39.5	45	0
Romanowski	2	22	11.0	18	0
Cadrez	2	11	5.5	6	0
Braxton	1	72	72.0	72	0
Coghill	1	20	20.0	20	0
Atwater	1	4	4.0	4	0
N. Smith	1	2	2.0	2	0
Pryce	1	1	1.0	1	0
Mobley	1	-2	-2.0	-2	0
<b>BRONCOS</b>	<b>19</b>	<b>439</b>	<b>23.1</b>	<b>80t</b>	<b>2</b>
<b>OPPONENTS</b>	<b>14</b>	<b>270</b>	<b>19.3</b>	<b>94t</b>	<b>2</b>

PUNTING	No.	Yds.	Avg.	Net	TB	In20	Long	B
Rouen	66	3097	46.9	37.6	10	14	76	1
<b>BRONCOS</b>	<b>67</b>	<b>3097</b>	<b>46.2</b>	<b>37.6</b>	<b>10</b>	<b>14</b>	<b>76</b>	<b>1</b>
<b>OPPONENTS</b>	<b>88</b>	<b>3733</b>	<b>42.4</b>	<b>36.1</b>	<b>8</b>	<b>22</b>	<b>69</b>	<b>1</b>

PUNT RETURNS	No.	FC	Yds.	Avg.	Long	TD
Gordon	34	6	379	11.1	44	0
Coghill	3	2	20	6.7	8	0
Paul	1	0	0	0.0	0	0
<b>BRONCOS</b>	<b>38</b>	<b>8</b>	<b>399</b>	<b>10.5</b>	<b>44</b>	<b>0</b>
<b>OPPONENTS</b>	<b>43</b>	<b>2</b>	<b>381</b>	<b>8.9</b>	<b>39</b>	<b>0</b>

KICKOFF RETURNS	No.	Yds.	Avg.	Long	TD
Hebron	46	1216	26.4	95t	1
Loville	6	105	17.5	25	0
D. Smith	3	51	17.0	21	0
Burns	2	17	8.5	17	0
Tanuvasa	1	13	13.0	13	0
<b>BRONCOS</b>	<b>58</b>	<b>1402</b>	<b>24.2</b>	<b>95t</b>	<b>1</b>
<b>OPPONENTS</b>	<b>89</b>	<b>2006</b>	<b>22.5</b>	<b>91</b>	<b>0</b>

FIELD GOALS	1-19	20-29	30-39	40-49	50+
Elam	0/0	3/3	13/14	4/6	3/4
<b>BRONCOS</b>	<b>0/0</b>	<b>3/3</b>	<b>13/14</b>	<b>4/6</b>	<b>3/4</b>
<b>OPPONENTS</b>	<b>1/1</b>	<b>6/7</b>	<b>3/5</b>	<b>3/4</b>	<b>1/3</b>

ELAM:	(53G,42G)(1)(35G,35G)(37G)(1)(31G,63G,32G)(33G,37G)(31G,26G)(42G,46G,35G)(33G,23G)(34G)(37B)(24G,38G,30G)(52G,44G,43N)(42N,55N)
OPPONENTS:	(39N,37B)(30G,54G,26G)(44G)(44N,37G)(1)(23G)(45G,51N)(25G,23G,52N)(1)(1)(27G)(20G)(36G,19G)(28N,42G)(1)

## 1998 DEFENSIVE STATS

(based on coaches' film review)

	TT	UT	A	S-YDS	I-YDS	PD	FF	FR
1 Mobley	132	105	27	1-7	1-2	13	2	1
2 Cadrez	105	76	29	4-20	2-11	2	3	0
3 Romanowski	95	71	24	7.5-56.5	2-22	9	3	3
4 Atwater	85	55	30	0-0	1-4	7	0	0
5 Gordon	74	61	13	0-0	4-125	12	0	1
6 Crockett	68	61	7	0.5-2.5	3-105	15	1	0
7 Pryce	59	48	11	8.5-56.5	1-1	0	0	0
8 Braxton	57	43	14	0-0	1-72	6	1	0
9 Tanuvasa	53	47	6	8.5-66.5	0-0	0	1	2
10 Traylor	49	40	9	2-8	0-0	2	0	1
11 E. Brown	43	29	14	0-0	0-0	3	0	1
12 Johnson	39	35	4	1-11	2-79	9	0	0
13 N. Smith	38	25	13	4-38	1-2	2	1	0
14 Washington	33	27	6	2-8	0-0	0	0	0
15 Hasselbach	27	24	3	3-26	0-0	0	0	0
16 Williams	19	11	8	3-24	0-0	2	0	0
17 Lodish	14	7	7	2-11	0-0	0	0	0
18 James	12	10	2	0-0	0-0	2	0	0
19 Coghill	12	9	3	0-0	1-20	1	0	0
20 Joyner	9	6	3	0-0	0-0	0	0	0
21 Burns	8	6	2	0-0	0-0	1	0	0
22 Paul	5	5	0	0-0	0-0	2	0	0
<b>TEAM</b>	<b>1,036</b>	<b>801</b>	<b>235</b>	<b>47-335</b>	<b>19-439</b>	<b>88</b>	<b>12</b>	<b>9</b>

## 1998 GAMES STARTED

OFFENSE		DEFENSE	
QB Brister, Bubby	4	DE Hasselbach, Harald	3
QB Elway, John	12	DE Smith, Neil	14
RB Davis, Terrell	16	DE Tanuvasa, Maa	16
FB Griffith, Howard	14	DT Lodish, Mike	1
FB Smith, Detron	2	DT Pryce, Trevor	15
WR Green, Willie	1	DT Traylor, Keith	14
WR McCaffrey, Ed	15	LB Cadrez, Glenn	15
WR Smith, Rod	16	LB Joyner, Seth	1
TE Carswell, Dwayne	1	LB Mobley, John	15
TE Sharpe, Shannon	16	LB Romanowski, Bill	16
C Nalen, Tom	16	CB Crockett, Ray	16
T Jones, Tony	16	CB Gordon, Darrien	16
T Swayne, Harry	16	CB Johnson, Darrius	2
G Neil, Dan	16	S Atwater, Steve	16
G Schlereth, Mark	16	S Braxton, Tyrone	6
		S Brown, Eric	10

## 1998 COACHES

**Mike Shanahan** (Head Coach), **Frank Bush** (Linebackers), **Barney Chavous** (Asst. Offensive Line/Asst. Strength & Conditioning), **Rick Dennison** (Special Teams), **Ed Donatelli** (Defensive Backs), **George Dyer** (Defensive Line), **Alex Gibbs** (Asst. Head Coach/Offensive Line), **Mike Heimerdinger** (Wide Receivers), **Gary Kubiak** (Offensive Coordinator/OBs), **Pat McPherson** (Defensive Asst.), **Brian Pariani** (Tight Ends), **Ricky Porter** (Offensive Asst.), **Greg Robinson** (Defensive Coordinator), **Greg Saporta** (Asst. Strength & Conditioning), **Rick Smith** (Defensive Asst.), **John Teerlinck** (Pass Rush Specialist), **Bobby Turner** (Running Backs), **Rich Tuten** (Strength & Conditioning).

## 1998 LEADERS / RANKINGS

INDIVIDUAL	PLAYER	NO.	AFC RANK	NFL RANK	NFL LEADER	NO.
Points	Davis	138	2	3	Anderson (MIN)	164
Rushing Yards	Davis	2,008	1	1	Davis (DEN)	2,008
Passing Yards	Elway	2,806	6	12	Favre (GB)	4,212
Passer Rating	Brister	99.0	2	5	Cunningham (MIN)	106.0
Receiving	R. Smith	1,222	2	4	Freeman (GB)	1,424
Receptions	R. Smith	86	2	3	Sanders (ARI)	89
Interceptions	Gordon	4	14	24	Law (NE)	9
Sacks	Pryce/Tanuvasa	8.5	10	27	Sinclair (SEA)	16.5
OFFENSE		NO.	AFC RANK	NFL RANK	NFL LEADER	NO.
Points Per Game		31.3	1	2	Minnesota	34.8
Total Yards Per Game		380.8	1	3	San Francisco	425.0
Yards Per Play		5.9	1	3	Min./S.F.	6.2
Rushing Yards Per Game		154.3	1	2	San Francisco	159.0
Net Passing Yards Per Game		226.5	4	7	Minnesota	270.5
DEFENSE		NO.	AFC RANK	NFL RANK	NFL LEADER	NO.
Points Per Game		19.3	4	8	Miami	16.6
Total Yards Per Game		308.4	7	11	San Diego	263.0
Yards Per Play		4.9	6	9	San Diego	4.3
Rushing Yards Per Game		80.4	2	3	San Diego	71.3
Net Passing Yards Per Game		228.0	14	26	Philadelphia	170.0

## 1998 KEY AWARDS

**Pro Bowl (10):** S Steve Atwater, RB Terrell Davis, K Jason Elam, QB John Elway, T Tony Jones, WR Ed McCaffrey, C Tom Nalen, LB Bill Romanowski, G Mark Schlereth, TE Shannon Sharpe. **AP All-Pro (4):** RB Terrell Davis (first team), K Jason Elam (second team), WR Ed McCaffrey (second team), TE Shannon Sharpe (first team). **AP NFL MVP:** RB Terrell Davis. **AP NFL Offensive Player of the Year:** RB Terrell Davis. **Super Bowl XXXIII MVP:** QB John Elway.

## 1998 NFL STANDINGS

### AFC EAST

Team	W	L	T	Pct	PF	PA
yz-New York Jets	12	4	0	.750	416	266
x-Miami	10	6	0	.625	321	265
x-Buffalo	10	6	0	.625	400	333
x-New England	9	7	0	.563	337	329
Indianapolis	3	13	0	.188	310	444

### AFC CENTRAL

Team	W	L	T	Pct	PF	PA
y-Jacksonville	11	5	0	.688	392	338
Tennessee	8	8	0	.500	330	320
Pittsburgh	7	9	0	.438	263	303
Baltimore	6	10	0	.375	269	335
Cincinnati	3	13	0	.188	268	452

### AFC WEST

Team	W	L	T	Pct	PF	PA
*yz-Denver	14	2	0	.875	501	309
Oakland	8	8	0	.500	288	356
Seattle	8	8	0	.500	372	310
Kansas City	7	9	0	.438	327	363
San Diego	5	11	0	.313	241	342

### NFC EAST

Team	W	L	T	Pct	PF	PA
y-Dallas	10	6	0	.625	381	275
x-Arizona	9	7	0	.563	325	378
New York Giants	8	8	0	.500	287	309
Washington	6	10	0	.375	319	421
Philadelphia	3	13	0	.188	161	344

### NFC CENTRAL

Team	W	L	T	Pct	PF	PA
*yz-Minnesota	15	1	0	.938	556	296
x-Green Bay	11	5	0	.688	408	319
Tampa Bay	8	8	0	.500	314	295
Detroit	5	11	0	.313	306	378
Chicago	4	12	0	.250	276	368

### NFC WEST

Team	W	L	T	Pct	PF	PA
yz-Atlanta	14	2	0	.875	442	289
x-San Francisco	12	4	0	.750	479	328
New Orleans	6	10	0	.375	305	359
St. Louis	4	12	0	.250	285	378
Carolina	4	12	0	.250	336	413

x - Playoffs; y - Division Title; z - First-round Bye; \* - Home-field Advantage

## WILD CARD PLAYOFF GAMES

1/2 - at Miami 24, Buffalo 17  
1/2 - Arizona 20, at Dallas 7  
1/3 - at Jacksonville 25, New England 10  
1/3 - at San Francisco 30, Green Bay 27

## DIVISIONAL PLAYOFF GAMES

1/9 - at Denver 38, Miami 3  
1/9 - at Atlanta 20, San Francisco 18  
1/10 - at New York Jets 34, Jacksonville 24  
1/10 - at Minnesota 41, Arizona 21

## CONFERENCE CHAMPIONSHIPS

1/17 - at Denver 23, New York Jets 10  
1/17 - Atlanta 30, at Minnesota 27 (OT)

## SUPER BOWL XXXIII (MIAMI)

1/31 - Denver 34, Atlanta 19

# 1997 FINAL STATISTICS (12-4)

Head Coach: Mike Shanahan AFC West: 2nd Home Stadium: Mile High Stadium

Date	W-L	Score	Opponent	Attendance	RUSHING	No.	Yds.	Avg.	Long	TD
Aug 31	W	19-3	Kansas City	75,600	Davis	369	1750	4.7	50t	15
Sept 7	W	35-14	at Seattle	55,859	Hebronn	49	222	4.5	46	1
Sept 14	W	35-14	St. Louis	74,338	Elway	50	218	4.4	23	1
Sept 21	W	38-20	Cincinnati	73,871	Loville	25	124	5.0	17	1
Sept 28	W	29-21	at Atlanta	48,211	Griffith	9	34	3.8	9	0
Oct 6	W	34-13	New England	75,821	R. Smith	5	16	3.2	21	0
Oct 19	L	25-28	at Oakland	57,006	D. Smith	4	10	2.5	11	0
Oct 26	W	23-20	at Buffalo (OT)	78,458	Brister	4	2	0.5	2	0
Nov 2	W	30-27	Seattle	74,212	Lewis	5	2	0.4	5	0
Nov 9	W	34-0	Carolina	71,408	<b>BRONCOS</b>	<b>520</b>	<b>2378</b>	<b>4.6</b>	<b>50t</b>	<b>18</b>
Nov 16	L	22-24	at Kansas City	77,963	<b>OPPONENTS</b>	<b>381</b>	<b>1803</b>	<b>4.7</b>	<b>83t</b>	<b>10</b>
Nov 24	W	31-3	Oakland	75,307	<b>RECEIVING</b>	<b>No.</b>	<b>Yds.</b>	<b>Avg.</b>	<b>Long</b>	<b>TD</b>
Nov 30	W	38-28	at San Diego	54,245	Sharpe	72	1107	15.4	68t	3
Dec 7	L	24-35	at Pittsburgh	59,739	R. Smith	70	1180	16.9	78	12
Dec 15	L	17-34	at San Francisco	68,461	McCaffrey	45	590	13.1	35	8
Dec 21	W	38-3	San Diego	69,632	Davis	42	287	6.8	25	0

TEAM STATISTICS	Den	Opp
TOTAL FIRST DOWNS	340	258
Rushing	138	83
Passing	172	145
Penalty	30	30
3RD DOWN: MADE/ATT	92/217	65/207
3rd Down Pct.	42.4	31.4
4TH DOWN: MADE/ATT	7/16	8/19
4th Down Pct.	43.8	42.1
POSSESSION AVG.	32:07	27:53
TOTAL NET YARDS	5872	4671
Avg. Per Game	367.0	291.9
Total Plays	1068	951
Avg. Per Play	5.5	4.9
NET YARDS RUSHING	2378	1803
Avg. Per Game	148.6	112.7
Total Rushes	520	381
NET YARDS PASSING	3494	2868
Avg. Per Game	218.4	179.3
Sacked/Yards Lost	35/210	44/298
Gross Yards	3704	3166
Att./Completions	513/287	526/290
Completion Pct.	55.9	55.1
Had Intercepted	11	18
PUNTS/AVERAGE	60/43.3	94/43.5
NET PUNTING AVG.	60/38.1	94/35.7
PENALTIES/YDS.	116/1006	130/1118
FUMBLES/LOST	25/10	27/13
TOUCHDOWNS	55	35
Rushing	18	10
Passing	27	20
Returns	10	5

SCORE BY PERIODS	1	2	3	4	OT	Total
<b>BRONCOS</b>	107	140	137	85	3	472
<b>OPPONENTS</b>	34	100	68	85	0	287

SCORING	TD	Ru	Pa	Ret	PAT	FG	S	PTS
Elam	0	0	0	0	46/46	26/36	0	124
Davis	15	15	0	0	0	0	0	96
R. Smith	12	0	12	0	0	0	0	72
McCaffrey	8	0	8	0	0	0	0	48
Gordon	4	0	0	4	0	0	0	24
Sharpe	3	0	3	0	0	0	0	20
Green	2	0	2	0	0	0	0	12
Bentley TM	0	0	0	0	4/4	2/3	0	10
Atwater	1	0	0	1	0	0	0	6
Braxton	1	0	0	1	0	0	0	6
Carswell	1	0	1	0	0	0	0	6
Elway	1	1	0	0	0	0	0	6
Hebronn	1	1	0	0	0	0	0	6
Johnson	1	0	0	1	0	0	0	6
Loville	1	1	0	0	0	0	0	6
Mobley	1	0	0	1	0	0	0	6
D. Smith	1	0	1	0	0	0	0	6
Traylor	1	0	0	1	0	0	0	6
Williams	1	0	0	1	0	0	0	6
<b>BRONCOS</b>	<b>55</b>	<b>18</b>	<b>27</b>	<b>10</b>	<b>50/50</b>	<b>28/39</b>	<b>0</b>	<b>472</b>
<b>OPPONENTS</b>	<b>35</b>	<b>10</b>	<b>20</b>	<b>5</b>	<b>35/35</b>	<b>14/19</b>	<b>0</b>	<b>287</b>

2-PT. CONVERSIONS: Davis 3, Sharpe, **BRONCOS 4-5, OPPONENTS 0-0**

**SACKS:** N. Smith 8.5, Tanuvasa 8.5, Williams 8.5, Mobley 4.0, Gordon 2.0, Pryce 2.0, Romanowski 2.0, Traylor 2.0, Hasselbach 1.5, Atwater 1.0, Lodish 1.0, McKyer 1.0, Braxton 0.5, Richie 0.5, **BRONCOS 44.0, OPPONENTS 35.0**

PASSING	Att.	Comp.	Yds.	Comp.%	Yds/Att.	TD	TD%	Int	Int%	LG	Sack/Lost	Rating
Elway	502	280	3635	55.8	7.24	27	5.4	11	2.2	78	34/203	87.5
Brister	9	6	48	66.7	5.33	0	0.0	0	0.0	15	0/0	79.9
Lewis	2	1	21	50.0	10.50	0	0.0	0	0.0	21	1/7	87.5
<b>BRONCOS</b>	<b>513</b>	<b>287</b>	<b>3704</b>	<b>55.9</b>	<b>7.22</b>	<b>27</b>	<b>5.3</b>	<b>11</b>	<b>2.1</b>	<b>78</b>	<b>35/210</b>	<b>87.4</b>
<b>OPPONENTS</b>	<b>526</b>	<b>290</b>	<b>3166</b>	<b>55.1</b>	<b>6.02</b>	<b>20</b>	<b>3.8</b>	<b>18</b>	<b>3.4</b>	<b>69t</b>	<b>44/298</b>	<b>71.5</b>

INTERCEPTIONS	No.	Yds.	Avg.	Long	TD
Braxton	4	113	28.3	43	1
Gordon	4	64	16.0	32t	1
Crockett	4	18	4.5	10	0
Atwater	2	42	21.0	22t	1
Traylor	1	62	62.0	62t	1
Mobley	1	13	13.0	13t	1
Romanowski	1	7	7.0	7	0
McKyer	1	0	0.0	0	0
<b>BRONCOS</b>	<b>18</b>	<b>319</b>	<b>17.7</b>	<b>62t</b>	<b>5</b>
<b>OPPONENTS</b>	<b>11</b>	<b>193</b>	<b>17.5</b>	<b>55t</b>	<b>1</b>

PUNTING	No.	Yds.	Avg.	Net	TB	In20	Long	B
Rouen	60	2598	43.3	38.1	4	22	57	0
<b>BRONCOS</b>	<b>60</b>	<b>2598</b>	<b>43.3</b>	<b>38.1</b>	<b>4</b>	<b>22</b>	<b>57</b>	<b>0</b>
<b>OPPONENTS</b>	<b>94</b>	<b>4091</b>	<b>43.5</b>	<b>35.7</b>	<b>9</b>	<b>16</b>	<b>73</b>	<b>0</b>

PUNT RETURNS	No.	FC	Yds.	Avg.	Long	TD
Gordon	40	22	543	13.6	94t	3
R. Smith	1	0	12	12.0	12	0
<b>BRONCOS</b>	<b>41</b>	<b>22</b>	<b>555</b>	<b>13.5</b>	<b>94t</b>	<b>3</b>
<b>OPPONENTS</b>	<b>26</b>	<b>17</b>	<b>235</b>	<b>9.0</b>	<b>83t</b>	<b>1</b>

KICKOFF RETURNS	No.	Yds.	Avg.	Long	TD
Hebronn	43	1009	23.5	46	0
Loville	5	136	27.2	61	0
Burns	4	45	11.3	18	0
Chamberlain	1	13	13.0	13	0
D. Smith	1	0	0.0	0	0
<b>BRONCOS</b>	<b>54</b>	<b>1203</b>	<b>22.3</b>	<b>61</b>	<b>0</b>
<b>OPPONENTS</b>	<b>89</b>	<b>1827</b>	<b>20.5</b>	<b>77</b>	<b>0</b>

FIELD GOALS	1-19	20-29	30-39	40-49	50+
Elam	0/0	10/11	10/12	3/8	3/5
Bentley TM	0/0	1/1	1/1	0/1	0/0
<b>BRONCOS</b>	<b>0/0</b>	<b>11/12</b>	<b>11/13</b>	<b>3/9</b>	<b>3/5</b>
<b>OPPONENTS</b>	<b>0/0</b>	<b>4/4</b>	<b>3/5</b>	<b>4/4</b>	<b>3/6</b>

**ELAM:** (35G,36G,25G,53G)(38G,51G)(43B)(25G)(0)(40N,44G,43N)(38N,23G,22G,33G)(23G,48G,22G)(42N,25G,50G)(21G,38G,59N,38G,28G,34G)(36G)(35B,32G)(35G,53N)(49G,44N,29N)(25G)  
**BRONCOS:** (35G,36G,25G,53G)(38G,51G)(43B)(25G)(1)(21G,48N,33G)(40N,44G,43N)(38N,23G,22G,33G)(23G,48G,22G)(42N,25G,50G)(21G,38G,59N,38G,28G,34G)(36G)(35B,32G)(35G,53N)(49G,44N,29N)(25G)  
**OPPONENTS:** (20G)(0)(37N)(56N,38G,43G)(52N)(26G,49G)(1)(30G,55G)(52G,41G)(1)(54G)(41G)(1)(51N)(35N,32G,20G)(26G)

## 1997 DEFENSIVE STATS

(based on coaches' film review)

	TT	UT	A	S-YDS	I-YDS	PD	FF	FR
1 Mobley	162	113	49	4-23	1-13	8	3	1
2 Romanowski	117	77	40	2-18	1-7	2	2	0
3 Braxton	90	74	16	0.5-0.5	4-113	9	1	3
4 Crockett	83	69	14	0-0	4-18	21	1	0
Atwater	83	61	22	1-18	2-42	8	0	2
6 Aldridge	80	55	25	0-0	0-0	6	1	0
7 Gordon	62	50	12	2-2	4-64	11	1	1
8 Traylor	51	39	12	2-20	1-62	2	0	0
9 Williams	48	39	9	8.5-74	0-0	1	1	1
10 N. Smith	46	38	8	8.5-39.5	0-0	4	1	0
11 Pryce	28	20	8	2-9.5	0-0	0	0	0
12 Hasselbach	23	19	4	1.5-14.5	0-0	1	0	0
13 Tanuvasa	21	20	1	8.5-44.5	0-0	0	0	0
14 Johnson	17	17	0	0-0	0-0	7	0	0
McKyer	17	12	5	1-13	1-0	5	1	0
16 Lodish	14	9	5	1-7.5	0-0	0	0	1
17 Perry	11	9	2	0-0	0-0	3	1	0
18 Cadrez	8	7	1	0-0	0-0	0	0	0
19 Dodge	7	6	1	0-0	0-0	0	0	0
20 Hilliard	5	2	3	0-0	0-0	2	0	0
21 Burns	3	2	1	0-0	0-0	0	0	0
22 E. Jones	1	1	0	0-0	0-0	0	0	0
Veland	1	1	0	0-0	0-0	1	0	0
Richie	1	0	1	0.5-2	0-0	0	0	0
<b>TEAM</b>	<b>979</b>	<b>740</b>	<b>239</b>	<b>44-298</b>	<b>18-319</b>	<b>91</b>	<b>13</b>	<b>9</b>

## 1997 GAMES STARTED

### OFFENSE

QB Elway, John	16	DE Hasselbach, Harald	3
RB Davis, Terrell	15	DE Smith, Neil	13
RB Hebron, Vaughn	1	DE Williams, Alfred	16
FB Griffith, Howard	13	DT Perry, Michael Dean	8
WR Green, Willie	1	DT Pryce, Trevor	3
WR McCaffrey, Ed	15	DT Tanuvasa, Maa	5
WR Smith, Rway	16	DT Traylor, Keith	16
TE Carswell, Dwayne	3	LB Aldridge, Allen	15
TE Sharpe, Shannon	16	LB Mobley, John	16
C Nalen, Tom	16	LB Romanowski, Bill	16
T Brown, Jamie	2	CB Crockett, Ray	16
T Jones, Tony	16	CB Gordon, Darrien	16
T Zimmerman, Gary	14	CB McKyer, Tim	1
G Diaz-Infante, David	7	S Atwater, Steve	15
G Habib, Brian	14	S Braxton, Tyrone	16
G Schlereth, Mark	11	S Dodge, Dedrick	1

## 1997 COACHES

**Mike Shanahan** (Head Coach), **Frank Bush** (Linebackers), **Barney Chavous** (Asst. Offensive Line/Asst. Strength & Conditioning), **Rick Dennison** (Special Teams), **Ed Donatelli** (Defensive Backs), **George Dyer** (Defensive Line), **Alex Gibbs** (Asst. Head Coach/Offensive Line), **Mike Heimerdinger** (Wide Receivers), **Gary Kubiak** (Offensive Coordinator/Quarterbacks), **Brian Pariani** (Tight Ends), **Ricky Porter** (Offensive Asst.), **Greg Robinson** (Defensive Coordinator), **Greg Saporta** (Asst. Strength & Conditioning), **Rick Smith** (Defensive Asst.), **John Teerlinck** (Pass Rush Specialist), **Bobby Turner** (Running Backs), **Rich Tuten** (Strength & Conditioning).

## 1997 LEADERS / RANKINGS

INDIVIDUAL	PLAYER	NO.	AFC RANK	NFL RANK	NFL LEADER	NO.
Points	Elam	124	2	4	Hollis (JAC)	134
Rushing Yards	Davis	1,750	1	2	Sanders (DET)	2,053
Passing Yards	Elway	3,635	4	5	Favre (GB)	3,867
Passer Rating	Elway	87.5	4	7	Young (SF)	104.7
Receiving Yards	R. Smith	1,180	4	8t	Moore (DET)	1,584
Receptions	Sharpe	72	7t	15t	Moore (DET)	104
Interceptions	Three Players	4	8t	23t	McNeil (STL)	9
Sacks	Three Players	8.5	10t	25t	Randall (MIN)	15.5
OFFENSE	NO.	AFC RANK	NFL RANK	NFL LEADER	NO.	
Points Per Game	29.5	1	1	Denver	29.5	
Total Yards Per Game	367.0	1	1	Denver	367.0	
Yards Per Play	5.5	1t	3t	Detroit	5.6	
Rushing Yards Per Game	148.6	3	4	Pittsburgh	154.9	
Net Passing Yards Per Game	218.4	7	9	Seattle	247.4	
DEFENSE	NO.	AFC RANK	NFL RANK	NFL LEADER	NO.	
Points Per Game	17.9	2t	6t	Kansas City	14.5	
Total Yards Per Game	291.9	1	5	San Francisco	250.8	
Yards Per Play	4.9	4t	12t	San Francisco	4.2	
Rushing Yards Per Game	112.7	10	16	Pittsburgh	82.4	
Net Passing Yards Per Game	179.3	2	5	Dallas	157.6	

## 1997 KEY AWARDS

**Pro Bowl (5):** RB Terrell Davis, QB John Elway, C Tom Nalen, TE Shannon Sharpe, DE Neil Smith. **AP All-Pro (3):** RB Terrell Davis (first team), LB John Mobley (first team), TE Shannon Sharpe (first team). **Super Bowl XXXII MVP:** RB Terrell Davis.

## 1997 NFL STANDINGS

### AFC EAST

Team	W	L	T	Pct	PF	PA
y-New England	10	6	0	.625	369	289
x-Miami	9	7	0	.563	339	327
New York Jets	9	7	0	.563	348	287
Buffalo	6	10	0	.375	255	367
Indianapolis	3	13	0	.188	313	401

### AFC CENTRAL

Team	W	L	T	Pct	PF	PA
yz-Pittsburgh	11	5	0	.688	372	307
x-Jacksonville	11	5	0	.688	394	318
Tennessee	8	8	0	.500	333	310
Cincinnati	7	9	0	.438	355	405
Baltimore	6	9	1	.406	326	345

### AFC WEST

Team	W	L	T	Pct	PF	PA
*yz-Kansas City	13	3	0	.813	375	232
x-Denver	12	4	0	.750	472	287
Seattle	8	8	0	.500	365	362
Oakland	4	12	0	.250	324	419
San Diego	4	12	0	.250	266	425

### NFC EAST

Team	W	L	T	Pct	PF	PA
y-New York Giants	10	5	1	.656	307	265
Washington	8	7	1	.531	327	289
Philadelphia	6	9	1	.406	317	372
Dallas	6	10	0	.375	304	314
Arizona	4	12	0	.250	283	379

### NFC CENTRAL

Team	W	L	T	Pct	PF	PA
yz-Green Bay	13	3	0	.813	422	282
x-Tampa Bay	10	6	0	.625	299	263
x-Detroit	9	7	0	.563	379	306
x-Minnesota	9	7	0	.563	354	359
Chicago	4	12	0	.250	263	421

### NFC WEST

Team	W	L	T	Pct	PF	PA
*yz-San Francisco	13	3	0	.813	375	265
Carolina	7	9	0	.438	265	314
Atlanta	7	9	0	.438	320	361
New Orleans	6	10	0	.375	237	327
St. Louis	5	11	0	.313	299	359

x - Playoffs; y - Division Title; z - First-round Bye; \* - Home-field Advantage

## WILD CARD PLAYOFF GAMES

12/27 - at Denver 42, Jacksonville 17  
12/27 - Minnesota 23, at New York Giants 22  
12/28 - at New England 17, Miami 3  
12/28 - at Tampa Bay 20, Detroit 10

## DIVISIONAL PLAYOFF GAMES

1/3 - at Pittsburgh 7, New England 6  
1/3 - at San Francisco 38, Minnesota 22  
1/4 - Denver 14, at Kansas City 10  
1/4 - at Green Bay 21, Tampa Bay 7

## CONFERENCE CHAMPIONSHIPS

1/11 - Denver 24, at Pittsburgh 21  
1/11 - Green Bay 23, at San Francisco 10

## SUPER BOWL XXXII (SAN DIEGO)

1/25 - Denver 31, Green Bay 24



# 1996 FINAL STATISTICS (13-3)

Head Coach: Mike Shanahan AFC West: 1st Home Stadium: Mile High Stadium

Date	W-L	Score	Opponent	Attendance	RUSHING	No.	Yds.	Avg.	Long	TD
Sept 1	W	31-6	New York Jets	70,595	Davis	345	1538	4.5	71t	13
Sept 8	W	30-20	at Seattle	43,671	Hebron	49	262	5.3	47	0
Sept 15	W	27-23	Tampa Bay	71,535	Elway	50	249	5.0	22	4
Sept 22	L	14-17	at Kansas City	79,439	Craver	59	232	3.9	28	2
Sept 29	W	14-10	at Cincinnati	51,798	Lewis	4	39	9.8	18	0
Oct 6	W	28-17	San Diego	75,058	Miller	3	39	13.0	26t	1
Oct 20	W	45-34	Baltimore	70,453	Rivers	2	6	3.0	3	0
Oct 27	W	34-7	Kansas City	75,652	R. Smith	1	1	1.0	1	0
Nov 4	W	22-21	at Oakland	61,179	Musgrave	12	-4	-0.3	6	0
Nov 10	W	17-12	Chicago	75,555	<b>BRONCOS</b>	525	2362	4.5	71t	20
Nov 17	W	34-8	at New England	59,452	<b>OPPONENTS</b>	345	1331	3.9	56	5
Nov 24	W	21-17	at Minnesota	59,142						
Dec 1	W	34-7	Seattle	74,982	<b>RECEIVING</b>	<b>No.</b>	<b>Yds.</b>	<b>Avg.</b>	<b>Long</b>	<b>TD</b>
Dec 8	L	6-41	at Green Bay	60,712	Sharpe	80	1062	13.3	51	10
Dec 15	W	24-19	Oakland	75,466	Miller	56	735	13.1	46	3
Dec 22	L	10-16	at San Diego	46,801	McCaffrey	48	553	11.5	39t	7
					Craver	39	297	7.6	39t	1

TEAM STATISTICS		Den	Opp
TOTAL FIRST DOWNS		336	261
Rushing		134	67
Passing		180	165
Penalty		22	29
3RD DOWN: MADE/ATT		112/229	78/217
3rd Down Pct.		48.9	35.9
4TH DOWN: MADE/ATT		6/11	7/16
4th Down Pct.		54.5	43.8
POSSESSION AVG.		33:17	26:43
TOTAL NET YARDS		5791	4470
Avg. Per Game		361.9	279.4
Total Plays		1092	951
Avg. Per Play		5.3	4.7
NET YARDS RUSHING		2362	1331
Avg. Per Game		147.6	83.2
Total Rushes		525	345
NET YARDS PASSING		3429	3139
Avg. Per Game		214.3	196.2
Sacked/Yards Lost		31/233	40/274
Gross Yards		3662	3413
Att./Completions		536/327	566/302
Completion Pct.		61.0	53.4
Had Intercepted		17	23
PUNTS/AVERAGE		65/41.8	83/46.1
NET PUNTING AVG.		65/36.2	83/37.4
PENALTIES/YARDS		109/949	119/834
FUMBLES/BALL LOST		27/15	26/9
TOUCHDOWNS		47	31
Rushing		20	5
Passing		26	22
Returns		1	4

SCORE BY PERIODS		1	2	3	4	OT	Total
BRONCOS		131	132	65	63	0	391
OPPONENTS		52	77	78	68	0	275

SCORING		TD	Ru	Pa	Rt	PAT	FG	2pt	PTS
Elam		0	0	0	0	46/46	21/28	0	109
Davis		15	13	2	0	0	0	0	90
Sharpe		10	0	10	0	0	0	0	60
McCaffrey		7	0	7	0	0	0	0	42
Elway		4	4	0	0	0	0	0	24
Miller		4	1	3	0	0	0	0	24
Craver		3	2	1	0	0	0	0	18
R. Smith		2	0	2	0	0	0	0	12
Braxton		1	0	0	1	0	0	0	6
Sherrard		1	0	1	0	0	0	0	6
BRONCOS		47	20	26	1	46/46	21/28	0	391
OPPONENTS		31	5	22	4	25/25	20/23	2	275

2-PT. CONVERSIONS: BRONCOS 0-1, OPPONENTS 2-6

SACKS: A. Williams 13.0, Geathers 5.0, Tanuvasa 5.0, Crockett 4.0, Perry 3.5, Romanowski 3.0, Hasselbach 2.0, Lodish 1.5, Mobley 1.5, D. Williams 1.0, Robinson 0.5, BRONCOS 40.0, OPPONENTS 31.0

PASSING	Att.	Comp.	Yds.	Comp.%	Yd./Att.	TD	TD%	Int	Int%	LG	Sack/Lost	Rating
Elway	466	287	3328	61.6	7.14	26	5.6	14	3.0	51	26/194	89.2
Musgrave	52	31	276	59.6	5.31	0	0.0	2	3.8	46	4/32	57.9
Lewis	17	9	58	52.9	3.41	0	0.0	1	5.9	11	1/7	35.9
Craver	1	0	0	0.0	0.00	0	0.0	0	0.0	0	0/0	39.6
BRONCOS	536	327	3662	61.0	6.83	26	4.9	17	3.2	51	31/233	84.3
OPPONENTS	566	302	3413	53.4	6.03	22	3.9	23	4.1	51t	40/274	67.7

RECEIVING		No.	Yds.	Avg.	Long	TD
Sharpe		80	1062	13.3	51	10
Miller		56	735	13.1	46	3
McCaffrey		48	553	11.5	39t	7
Craver		39	297	7.6	39t	1
Davis		36	310	8.6	23	2
R. Smith		16	237	14.8	49t	2
Sherrard		16	185	11.6	25t	1
Carswell		15	85	5.7	11	0
Chamberlain		12	129	10.8	17	0
Hebron		7	43	6.1	11	0
Kinchen		1	27	27.0	27	0
Rivers		1	-1	-1.0	-1	0
BRONCOS		327	3662	11.2	51	26
OPPONENTS		302	3413	11.3	51t	22

INTERCEPTIONS		No.	Yds.	Avg.	Long	TD
Braxton		9	128	14.2	69t	1
Atwater		3	11	3.7	11	0
Romanowski		3	1	0.3	1	0
Crockett		2	34	17.0	34	0
Washington		2	17	8.5	23	0
James		2	15	7.5	15	0
Hilliard		1	27	27.0	27	0
Mobley		1	8	8.0	8	0
BRONCOS		23	241	10.5	69t	1
OPPONENTS		17	171	10.1	34	0

PUNTING		No.	Yds.	Avg.	Net	TB	In20	Long	B
Rouen		65	2714	41.8	36.2	5	16	57	0
BRONCOS		65	2714	41.8	36.2	5	16	57	0
OPPONENTS		83	3825	46.1	37.4	7	18	67	0

PUNT RETURNS		No.	FC	Yds.	Avg.	Long	TD
Kinchen		26	4	300	11.5	40	0
R. Smith		23	15	283	12.3	36	0
BRONCOS		49	19	583	11.9	40	0
OPPONENTS		23	22	261	11.3	88t	1

KICKOFF RETURNS		No.	Yds.	Avg.	Long	TD
Hebron		45	1099	24.4	59	0
Chamberlain		3	49	16.3	21	0
Jeffers		1	18	18.0	18	0
R. Smith		1	29	29.0	29	0
BRONCOS		50	1195	23.9	59	0
OPPONENTS		76	1602	21.1	97t	1

FIELD GOALS		1-19	20-29	30-39	40-49	50+
Elam		2/2	8/8	4/5	6/10	1/3
OPPONENTS		0/0	8/8	7/8	4/5	1/2

ELAM: (28G) (18G, 28G, 33G) (45G, 20G) (52N, 34N) () () (34G) (40G, 47N, 29G) (36G, 43G, 28G) (24G) (52N, 28G, 47G) (42N) (44G, 18G) (40G, 39G) (38G, 40N) (51G, 45N).

OPPONENTS: () (27G, 40G) (24G, 35G, 28G) (37G) (44G) (27G) (45G, 33G) (54N) (30N) (35G, 48G) (40N), (27G) () (33G, 22G) (28G, 35G) (50G, 21G, 22G).

## 1996 DEFENSIVE STATS

(based on coaches' film review)

	TT	UT	A	S-YDS	I-YDS	PD	FF	FR
1 Romanowski	128	94	34	3-15	3-1	12	0	3
2 Aldridge	121	74	47	0-0	0-0	6	1	0
3 Atwater	116	89	27	0-0	3-11	9	1	0
4 Braxton	102	78	24	0-0	9-128	19	3	1
5 Mobley	93	67	26	1-5-2	1-8	4	0	0
6 Crockett	68	56	12	4-29	2-34	15	3	0
7 A. Williams	65	55	10	13-103	0-0	4	5	1
8 Washington	44	33	11	0-0	2-17	10	0	0
9 Perry	39	33	6	3.5-22	0-0	4	2	1
10 Hilliard	30	26	4	0-0	1-27	5	0	0
Lodish	30	19	11	1.5-8.5	0-0	0	0	0
12 Tanuvasa	24	15	9	5-39	0-0	1	0	1
13 James	22	17	5	0-0	2-15	7	1	1
D. Williams	22	14	8	1-3	0-0	0	0	1
15 Geathers	18	13	5	5-34	0-0	0	0	0
16 Hasselbach	17	14	3	2-16	0-0	2	2	0
17 Hauck	16	10	6	0-0	0-0	0	0	0
18 Cadrez	15	7	8	0-0	0-0	0	0	0
19 Johnson	9	8	1	0-0	0-0	2	1	0
20 Burns	5	2	3	0-0	0-0	0	0	0
21 R. Jones	3	2	1	0-0	0-0	1	0	0
E. Jones	3	2	1	0-0	0-0	0	0	0
23 Robinson	2	1	1	0.5-2.5	0-0	0	0	0
<b>TOTALS</b>	<b>992</b>	<b>729</b>	<b>263</b>	<b>40-274</b>	<b>23-241</b>	<b>101</b>	<b>19</b>	<b>9</b>

## 1996 GAMES STARTED

OFFENSE		DEFENSE	
QB Elway, John	15	DE Hasselbach, Harald	1
QB Musgrave, Bill	1	DE Williams, Alfred	16
RB Davis, Terrell	16	DE Williams, Dan	15
FB Craver, Aaron	15	DT Lodish, Mike	16
WR McCaffrey, Ed	15	DT Perry, Michael Dean	15
WR Miller, Anthony	16	DT Tanuvasa, Maa	1
WR Smith, Rod	1	LB Aldridge, Allen	16
TE Carswell, Dwayne	2	LB Mobley, John	16
TE Sharpe, Shannon	15	LB Romanowski, Bill	16
C Nalen, Tom	16	CB Crockett, Ray	15
T Brown, Jamie	2	CB Hilliard, Randy	3
T Thompson, Broderick	16	CB James, Tory	2
T Zimmerman, Gary	14	CB Washington, Lionel	12
G Diaz-Infante, David	2	S Atwater, Steve	16
G Habbib, Brian	16	S Braxton, Tyrone	16
G Schilreth, Mark	14		

## 1996 COACHES

**Mike Shanahan** (Head Coach), **Frank Bush** (Linebackers), **Barney Chavous** (Asst. Offensive Line/Asst. Strength and Conditioning), **Rick Dennison** (Offensive Asst.), **Ed Donatelli** (Defensive Backs), **George Dyer** (Defensive Line), **Alex Gibbs** (Asst. Head Coach/Offensive Line), **Mike Heimerdinger** (Wide Receivers), **Gary Kubiak** (Offensive Coordinator/QBs), **Brian Pariani** (Tight Ends), **Greg Robinson** (Defensive Coordinator), **Greg Saporita** (Administrative Asst./Strength and Conditioning), **Richard Smith** (Special Teams), **Rick Smith** (Defensive Asst.), **Bobby Turner** (Running Backs), **Rich Tuten** (Strength and Conditioning).

## 1996 LEADERS / RANKINGS

INDIVIDUAL	PLAYER	NO.	AFC RANK	NFL RANK	NFL LEADER	NO.
Points	Elam	109	8	14	Kasay (CAR)	145
Rushing Yards	Davis	1,538	1	2	Sanders (DET)	1,553
Passing Yards	Elway	3,328	5	7	Brunell (JAC)	4,367
Passer Rating	Elway	89.2	1	4	Young (SF)	97.2
Receiving Yards	Sharpe	1,062	9	15	Rice (STL)	1,338
Receptions	Sharpe	80	8t	16	Brice (SF)	108
Interceptions	Braxton	19	1	1t	Braxton (DEN)/Lyle (STL)	9
Sacks	A. Williams	13	3t	5t	Greene (CAR)	14.5
OFFENSE						
		NO.	AFC RANK	NFL RANK	NFL LEADER	NO.
Points Per Game		24.4	2	4	Green Bay	28.5
Total Yards Per Game		361.9	1	1	Denver	361.9
Yards Per Play		5.3	3	4t	Baltimore	5.6
Rushing Yards Per Game		147.6	1	1	Denver	147.6
Net Passing Yards Per Game		214.3	7	13	Baltimore	248.6
DEFENSE						
		NO.	AFC RANK	NFL RANK	NFL LEADER	NO.
Points Per Game		17.2	3	7	Green Bay	13.1
Total Yards Per Game		279.4	2	4	Green Bay	259.8
Yards Per Play		4.7	3t	6t	Green Bay	4.2
Rushing Yards Per Game		83.2	1	1	Denver	83.2
Net Passing Yards Per Game		196.2	4	10	Green Bay	171.3

## 1996 KEY AWARDS

**Pro Bowl (9):** S Steve Atwater, S Tyrone Braxton, RB Terrell Davis, QB John Elway, DE Michael Dean Perry, LB Bill Romanowski, TE Shannon Sharpe, DE Alfred Williams, T Gary Zimmerman. **AP All-Pro (6):** S Steve Atwater (second team), RB Terrell Davis (first team), QB John Elway (second team), TE Shannon Sharpe (first team), DE Alfred Williams (first team), T Gary Zimmerman (first team). **AP NFL Offensive Player of the Year:** RB Terrell Davis. **Sports Illustrated NFL MVP:** RB Terrell Davis. **K.C. 101 Club AFC Coach of the Year:** Mike Shanahan.

## 1996 NFL STANDINGS

### AFC EAST

Team	W	L	T	Pct	PF	PA
yz-New England	11	5	0	.688	418	313
x-Buffalo	10	6	0	.625	319	266
x-Indianapolis	9	7	0	.563	317	334
Miami	8	8	0	.500	339	325
New York Jets	1	15	0	.063	279	454

### AFC CENTRAL

Team	W	L	T	Pct	PF	PA
y-Pittsburgh	10	6	0	.625	344	257
x-Jacksonville	9	7	0	.563	325	335
Houston	8	8	0	.500	345	319
Cincinnati	8	8	0	.500	372	369
Baltimore	4	12	0	.250	371	441

### AFC WEST

Team	W	L	T	Pct	PF	PA
*yz-Denver	13	3	0	.813	391	275
Kansas City	9	7	0	.563	297	300
San Diego	8	8	0	.500	310	376
Oakland	7	9	0	.438	340	293
Seattle	7	9	0	.438	317	376

### NFC EAST

Team	W	L	T	Pct	PF	PA
y-Dallas	10	6	0	.625	286	250
x-Philadelphia	10	6	0	.625	363	341
Washington	9	7	0	.563	364	312
Arizona	7	9	0	.438	300	397
New York Giants	6	10	0	.375	242	297

### NFC CENTRAL

Team	W	L	T	Pct	PF	PA
*yz-Green Bay	13	3	0	.813	456	210
x-Minnesota	9	7	0	.563	298	315
Chicago	7	9	0	.438	283	305
Tampa Bay	6	10	0	.375	221	293
Detroit	5	11	0	.313	302	368

### NFC WEST

Team	W	L	T	Pct	PF	PA
yz-Carolina	12	4	0	.750	367	218
x-San Francisco	12	4	0	.750	398	257
St. Louis	6	10	0	.375	303	409
Atlanta	3	13	0	.188	309	461
New Orleans	3	13	0	.188	229	339

x - Playoffs; y - Division Title; z - First-round Bye; \* - Home-field Advantage

## WILD CARD PLAYOFF GAMES

12/28 - Jacksonville 30, at Buffalo 27  
12/28 - at Dallas 40, Minnesota 15  
12/29 - at Pittsburgh 42, Indianapolis 14  
12/29 - at San Francisco 14, Philadelphia 0

## DIVISIONAL PLAYOFF GAMES

1/4 - Jacksonville 30, at Denver 27  
1/4 - at Green Bay 35, San Francisco 14  
1/5 - at New England 28, Pittsburgh 3  
1/5 - at Carolina 26, Dallas 17

## CONFERENCE CHAMPIONSHIPS

1/12 - at New England 20, Jacksonville 6  
1/12 - at Green Bay 30, Carolina 13

## SUPER BOWL XXXI (NEW ORLEANS)

1/26 - Green Bay 35, New England 21





# 1995 FINAL STATISTICS (8-8)

Head Coach: Mike Shanahan AFC West: 4th Home Stadium: Mile High Stadium

Date	W-L	Score	Opponent	Attendance	RUSHING	No.	Yds.	Avg.	Long	TD
Sept 3	W	22-7	Buffalo	75,157	Davis	237	1117	4.7	60	7
Sept 10	L	21-31	at Dallas	64,578	Craver	73	333	4.6	23	5
Sept 17	W	38-31	Washington	71,930	Milburn	49	266	5.4	29	0
Sept 24	L	6-17	at San Diego	58,978	Elway	41	176	4.3	25	1
Oct 1	L	10-27	at Seattle	49,914	Bernstine	23	76	3.3	18	1
Oct 8	W	37-3	at New England	60,074	Pritchard	6	17	2.8	9	0
Oct 16	W	27-0	Oakland	75,491	Millen	3	8	2.7	7	0
Oct 22	L	7-21	Kansas City	71,044	Miller	1	5	5.0	5	0
Nov 5	W	38-6	Arizona	71,488	Rivers	2	2	1.0	1	0
Nov 12	L	13-31	at Philadelphia	60,842	McCaffrey	1	-1	-1.0	-1	0
Nov 19	W	30-27	San Diego	74,681	Musgrave	4	-4	-1.0	0	0
Nov 26	L	33-42	at Houston	36,113	<b>BRONCOS</b>	<b>440</b>	<b>1995</b>	<b>4.5</b>	<b>60</b>	<b>14</b>
Dec 3	W	31-23	Jacksonville	72,231	<b>OPPONENTS</b>	<b>451</b>	<b>1895</b>	<b>4.2</b>	<b>74</b>	<b>19</b>
Dec 10	L	27-31	Seattle	71,488						
Dec 17	L	17-20	at Kansas City	75,061						
Dec 24	W	31-28	at Oakland	50,074						

TEAM STATISTICS				Den	Opp
TOTAL FIRST DOWNS				344	322
Rushing				114	114
Passing				205	186
Penalty				25	22
3RD DOWN: MADE/ATT				89/207	92/212
3rd Down Pct.				43.0	43.4
4TH DOWN: MADE/ATT				8/18	10/21
4th Down Pct.				44.4	47.6
POSSESSION AVG.				30:09	29:51
TOTAL NET YARDS				6040	5193
Avg. Per Game				377.5	324.6
Total Plays				1060	1010
Avg. Per Play				5.7	5.1
NET YARDS RUSHING				1995	1895
Avg. Per Game				124.7	118.4
Total Rushes				440	451
NET YARDS PASSING				4045	3298
Avg. Per Game				252.8	206.1
Sacked/Yards Lost				26/215	30/220
Gross Yards				4260	3518
Att./Completions				594/350	529/297
Completion Pct.				58.9	56.1
Had Intercepted				14	8
PUNTS/AVERAGE				54/40.9	76/42.8
NET PUNTING AVG.				54/37.3	76/34.9
PENALTIES/YARDS				109/851	103/848
FUMBLES/BALL LOST				25/16	20/13
TOUCHDOWNS				42	44
Rushing				14	19
Passing				27	20
Returns				1	5

SCORE BY PERIODS				1	2	3	4	OT	Total
BRONCOS				96	137	64	91	0	388
OPPONENTS				72	103	68	102	0	345

SCORING				TD	Ru	Pa	Rt	PAT	FG	S	PTS
Elam				0	0	0	0	39/39	31/38	0	132
Miller				14	0	14	0	0/0	0/0	0	84
Davis				8	7	1	0	0/0	0/0	0	48
Craver				6	5	1	0	0/0	0/0	0	36
Sharpe				4	0	4	0	0/0	0/0	0	24
Pritchard				3	0	3	0	0/0	0/0	0	18
McCaffrey				2	0	2	0	0/0	0/0	0	14
Elway				1	1	0	0	0/0	0/0	0	14
Bernstine				1	1	0	0	0/0	0/0	0	6
Evans				1	0	1	0	0/0	0/0	0	6
Smith				1	0	1	0	0/0	0/0	0	6
Crockett				1	0	0	1	0/0	0/0	0	6
BRONCOS				<b>42</b>	<b>14</b>	<b>27</b>	<b>1</b>	<b>39/39</b>	<b>31/38</b>	<b>0</b>	<b>388</b>
OPPONENTS				<b>44</b>	<b>19</b>	<b>20</b>	<b>5</b>	<b>42/42</b>	<b>13/19</b>	<b>0</b>	<b>345</b>

TOUCHDOWNS				42		44											
Rushing				14		19											
Passing				27		20											
Returns				1		5											
SCORE BY PERIODS		1		2		3		4		OT		Total					
BRONCOS		96		137		64		91		0		388					
OPPONENTS		72		103		68		102		0		345					
PUNT RETURNS																	
Milburn		31		17		354		11.4		44		0					
Crockett		0		0		4		—		4		0					
Smith		0		1		0		—		—		0					
BRONCOS		31		18		358		11.5		44		0					
OPPONENTS		25		12		137		5.5		52		0					
KICKOFF RETURNS																	
Milburn		47		1269		27.0		86		0							
Craver		7		50		7.1		13		0							
Smith		4		54		13.5		17		0							
Robinson		1		14		14.0		14		0							
Burns		1		5		5.0		5		0							
BRONCOS		60		1392		23.2		86		0							
OPPONENTS		77		1671		21.7		94t		2							

RECEIVING				No.	Yds.	Avg.	Long	TD
Sharpe				63	756	12.0	49	4
Miller				59	1079	18.3	62t	14
Davis				49	367	7.5	31	1
Craver				43	369	8.6	32	1
McCaffrey				39	477	12.2	35	2
Pritchard				33	441	13.4	45t	3
Milburn				22	191	8.7	23	0
Johnson				12	170	14.2	23	0
Evans				12	124	10.3	22	1
Smith				6	152	25.3	43t	1
Bernstine				5	54	10.8	38	0
Carswell				3	37	12.3	5	0
Rivers				3	32	10.7	23	0
Chamberlain				1	11	11.0	11	0
BRONCOS				<b>350</b>	<b>4260</b>	<b>12.2</b>	<b>62t</b>	<b>27</b>
OPPONENTS				<b>297</b>	<b>3518</b>	<b>11.8</b>	<b>57</b>	<b>20</b>

INTERCEPTIONS				No.	Yds.	Avg.	Long	TD
Atwater				3	54	18.0	25	0
Braxton				2	36	18.0	36	0
Alexander				2	5	2.5	4	0
Hager				1	19	19.0	19	0
BRONCOS				<b>8</b>	<b>114</b>	<b>14.3</b>	<b>36</b>	<b>0</b>
OPPONENTS				<b>14</b>	<b>103</b>	<b>7.4</b>	<b>29</b>	<b>0</b>

PUNTING				No.	Yds.	Avg.	Net	TB	In20	Long	B
Rouen				52	2192	42.2	37.6	3	22	61	1
Elam				1	17	17.0	17.0	0	1	17	0
BRONCOS				<b>54</b>	<b>2209</b>	<b>40.9</b>	<b>37.3</b>	<b>3</b>	<b>23</b>	<b>61</b>	<b>1</b>
OPPONENTS				<b>76</b>	<b>3253</b>	<b>42.8</b>	<b>34.9</b>	<b>12</b>	<b>18</b>	<b>62</b>	<b>0</b>

PUNT RETURNS				No.	FC	Yds.	Avg.	Long	TD
Milburn				31	17	354	11.4	44	0
Crockett				0	0	4	—	4	0
Smith				0	1	0	—	—	0
BRONCOS				<b>31</b>	<b>18</b>	<b>358</b>	<b>11.5</b>	<b>44</b>	<b>0</b>
OPPONENTS				<b>25</b>	<b>12</b>	<b>137</b>	<b>5.5</b>	<b>52</b>	<b>0</b>

KICKOFF RETURNS				No.	Yds.	Avg.	Long	TD
Milburn				47	1269	27.0	86	0
Craver				7	50	7.1	13	0
Smith				4	54	13.5	17	0
Robinson				1	14	14.0	14	0
Burns				1	5	5.0	5	0
BRONCOS				<b>60</b>	<b>1392</b>	<b>23.2</b>	<b>86</b>	<b>0</b>
OPPONENTS				<b>77</b>	<b>1671</b>	<b>21.7</b>	<b>94t</b>	<b>2</b>

FIELD GOALS				1-19	20-29	30-39	40-49	50+
Elam				0/0	7/9	14/15	5/7	5/7
OPPONENTS				0/0	4/4	4/7	4/5	1/3

ELAM: (22G,52G,20G,38N,38G,37G) ( ) (20G) (23G,52G) (23N,52N,30G) (37G,30G,51G) (30G, 32G,33G,37G) ( ) (53G) (44G,48G) (20G,35G, 46N,32G) (56G,48N,35G) (38G) (29G,46G,66N) (49G) (45G,28N,27G,37G)

OPPONENTS: ( ) (45G) (30N,31G) (45G) (48N, 45G,20G) (51G) ( ) (35N) (31G,20G,54N) (52N, 39G) (29G,32G) ( ) (47G) (36G) (37N) ( )

## 1995 DEFENSIVE STATS

(based on coaches' film review)

	TT	UT	A	S-YDS	I-YDS	PD	FF	FR
1 Atwater	148	107	41	0-0	3-54	8	3	0
2 Aldridge	110	77	33	1.5-10.5	0-0	3	1	1
Braxton	110	74	36	0-0	2-36	10	0	0
4 Crockett	78	61	17	3-32	0-0	16	1	1
5 Wyman	73	54	19	0-0	0-0	1	1	0
6 Washington	62	46	16	0-0	0-0	9	1	1
7 J. Jones	49	26	23	1-8	0-0	0	0	2
8 Hager	48	35	13	0-0	1-19	5	0	0
9 Cadrez	44	22	22	2-3	0-0	0	2	0
10 Perry	42	38	4	6-52	0-0	8	2	0
11 Fletcher	40	34	6	5-42	0-0	1	2	0
12 Alexander	36	28	8	0.5-1	2-5	3	1	0
13 D. Jones	25	17	8	0-0	0-0	1	2	0
14 Hasselbach	24	15	9	4-23	0-0	2	0	4
15 Burns	22	14	8	1.5-9	0-0	0	1	0
16 Hillard	20	16	4	0-0	0-0	4	1	0
17 Thomas	17	12	5	0-0	0-0	3	1	0
18 Hauck	16	10	6	0-0	0-0	1	0	0
19 R. Jones	10	8	2	0-0	0-0	3	0	0
20 Dronett	8	5	3	2-12	0-0	1	0	0
21 Williams	6	5	1	2-19	0-0	1	0	0
Robinson	6	3	3	1-4	0-0	0	0	1
23 Lodish	4	4	0	0-0	0-0	0	0	0
24 Garnett	3	3	0	0-0	0-0	0	0	0
25 Bradford	1	1	0	0-0	0-0	1	0	0
Wilson	1	1	0	0.5-4.5	0-0	0	0	0
<b>TOTALS</b>	<b>1,003</b>	<b>716</b>	<b>287</b>	<b>30-220</b>	<b>7-114</b>	<b>81</b>	<b>19</b>	<b>10</b>

## 1995 GAMES STARTED

### OFFENSE

QB Elway, John	16	DE Dronett, Shane	2
RB Bernstein, Rod	3	DE Hasselbach, Harald	10
RB Craver, Aaron	12	DE Williams, Dan	6
RB Davis, Terrell	14	DT Jones, James	16
RB Milburn, Glyn	1	DT Perry, Michael Dean	14
WR Johnson, Vance	1	LB Aldridge, Allen	12
WR McCaffrey, Ed	4	LB Alexander, Elijah	8
WR Miller, Anthony	14	LB Cadrez, Glenn	7
WR Pritchard, Mike	13	LB Fletcher, Simon	16
WR Smith, Rod	1	LB Hager, Britt	5
TE Carswell, Dwayne	2	LB Jones, Dante	5
TE Evans, Jerry	2	LB Wyman, Dave	11
TE Sharpe, Shannon	12	CB Crockett, Ray	16
C Nalen, Tom	15	CB Washington, Lionel	16
C Tamm, Ralph	1	S Atwater, Steve	16
T Thompson, Broderick	16	S Braxton, Tyrone	16
T Zimmerman, Gary	16		
G Habib, Brian	16		
G Schlereth, Mark	16		

## 1995 COACHES

**Mike Shanahan** (Head Coach), **Frank Bush** (Linebackers), **Barney Chavous** (Asst. Offensive Line/Asst. Strength and Conditioning), **Rick Dennison** (Offensive Asst.), **Ed Donatelli** (Defensive Backs), **George Dyer** (Defensive Line), **Alex Gibbs** (Asst. Head Coach/Offensive Line), **Mike Heimerdinger** (Wide Receivers), **Gary Kubiak** (Offensive Coordinator/QBs), **Brian Pariani** (Tight Ends), **Al Reynolds** (Defensive Asst./Asst. Defensive Backs), **Greg Robinson** (Defensive Coordinator), **Greg Saporita** (Administrative Asst./Strength and Conditioning), **Richard Smith** (Special Teams), **Bobby Turner** (Running Backs), **Rich Tuten** (Strength and Conditioning).

## 1995 LEADERS / RANKINGS

INDIVIDUAL	PLAYER	NO.	AFC RANK	NFL RANK	NFL LEADER	NO.
Points	Elam	132	2	3t	Smith (DAL)	150
Rushing Yards	Davis	1,117	3	9	Smith (DAL)	1,773
Passing Yards	Elway	3,970	1	5t	Favre (GB)	4,413
Passer Rating	Elway	86.4	6	14	Harbaugh (IND)	100.7
Receiving Yards	Miller	1,079	5	16	Rice (SF)	1,848
Receptions	Sharpe	63	12t	29t	Moore (DET)	123
Interceptions	Atwater	3	16t	37t	Thomas (MIN)	9
Sacks	Perry	16	25t	48t	Paup (BUF)	17.5
OFFENSE		NO.	AFC RANK	NFL RANK	NFL LEADER	NO.
Points Per Game		24.3	3	9	San Francisco	28.6
Total Yards Per Game		377.5	1	3	Detroit	382.1
Yards Per Play		5.7	1	3t	Detroit	6.0
Rushing Yards Per Game		124.7	3	5	Kansas City	138.9
Net Passing Yards Per Game		252.8	2	7	San Francisco	288.0
DEFENSE		NO.	AFC RANK	NFL RANK	NFL LEADER	NO.
Points Per Game		21.6	9	17	Kansas City	15.1
Total Yards Per Game		324.6	9	15	San Francisco	274.9
Yards Per Play		5.1	9	14t	Kansas City	4.3
Rushing Yards Per Game		118.4	11	23	San Francisco	66.3
Net Passing Yards Per Game		206.1	5	9	New York Jets	171.3

## 1995 KEY AWARDS

**Pro Bowl (6):** S Steve Atwater, K Jason Elam, KR Glyn Milburn, WR Anthony Miller, TE Shannon Sharpe, T Gary Zimmerman. **AP All-Pro (4):** K Jason Elam (second team), KR Glyn Milburn (second team), TE Shannon Sharpe (second team), T Gary Zimmerman (second team). **Football Digest NFL Rookie of the Year:** RB Terrell Davis.

## 1995 NFL STANDINGS

### AFC EAST

Team	W	L	T	Pct	PF	PA
y-Buffalo	10	6	0	.625	350	335
x-Indianapolis	9	7	0	.563	331	316
x-Miami	9	7	0	.563	398	332
New England	6	10	0	.375	294	377
New York Jets	3	13	0	.188	233	384

### AFC CENTRAL

Team	W	L	T	Pct	PF	PA
yz-Pittsburgh	11	5	0	.688	407	327
Cincinnati	7	9	0	.438	349	374
Houston	7	9	0	.438	348	324
Cleveland	5	11	0	.313	289	356
Jacksonville	4	12	0	.250	275	404

### AFC WEST

Team	W	L	T	Pct	PF	PA
*yz-Kansas City	13	3	0	.813	358	241
x-San Diego	9	7	0	.563	321	323
Seattle	8	8	0	.500	363	366
<b>Denver</b>	<b>8</b>	<b>8</b>	<b>0</b>	<b>.500</b>	<b>383</b>	<b>345</b>
Oakland	8	8	0	.500	348	332

### NFC EAST

Team	W	L	T	Pct	PF	PA
*yz-Dallas	12	4	0	.750	435	291
x-Philadelphia	10	6	0	.625	318	338
Washington	6	10	0	.375	326	359
New York Giants	5	11	0	.313	290	340
Arizona	4	12	0	.250	275	422

### NFC CENTRAL

Team	W	L	T	Pct	PF	PA
y-Green Bay	11	5	0	.688	404	314
x-Detroit	10	6	0	.625	436	336
Chicago	9	7	0	.563	392	360
Minnesota	8	8	0	.500	412	385
Tampa Bay	7	9	0	.438	238	335

### NFC WEST

Team	W	L	T	Pct	PF	PA
yz-San Francisco	11	5	0	.688	457	258
x-Atlanta	9	7	0	.563	362	349
St. Louis	7	9	0	.438	309	418
Carolina	7	9	0	.438	289	325
New Orleans	7	9	0	.438	319	348

x - Playoffs; y - Division Title; z - First-round Bye; \* - Home-field Advantage

## WILD CARD PLAYOFF GAMES

12/30 - at Buffalo 37, Miami 22  
12/30 - at Philadelphia 58, Detroit 37  
12/31 - Indianapolis 35, at San Diego 20  
12/31 - at Green Bay 37, Atlanta 20

## DIVISIONAL PLAYOFF GAMES

1/6 - at Pittsburgh 40, Buffalo 21  
1/6 - Green Bay 27, at San Francisco 17  
1/7 - Indianapolis 10, at Kansas City 7  
1/7 - at Dallas 30, Philadelphia 11

## CONFERENCE CHAMPIONSHIPS

1/14 - at Pittsburgh 20, Indianapolis 16  
1/14 - at Dallas 38, Green Bay 27

## SUPER BOWL XXX (TEMPE, ARIZ.)

1/28 - Dallas 27, Pittsburgh 17

# 1994 FINAL STATISTICS (7-9)

Head Coach: Wade Phillips    AFC West: 4th    Home Stadium: Mile High Stadium

Date	W-L	Score	Opponent	Attendance	RUSHING	No.	Yds.	Avg.	Long	TD
Sept 4	L	34-37	San Diego	74,032	L. Russell	190	620	3.3	22t	9
Sept 11	L	22-25	at New York Jets (OT)	73,436	Elway	58	235	4.1	22	4
Sept 18	L	16-48	L.A. Raiders	75,764	Milburn	58	201	3.5	20	1
Sept 26	L	20-27	at Buffalo	75,373	Clark	56	168	3.0	12	3
Oct 9	W	16-9	at Seattle	63,872	Bernstine	17	91	5.4	24	0
Oct 17	L	28-31	Kansas City	75,151	Rivers	43	83	1.9	11	2
Oct 23	W	20-15	at San Diego	61,626	Millen	5	57	11.4	24	0
Oct 30	W	26-14	Cleveland	73,190	Campbell	2	6	3.0	6	0
Nov 6	L	21-27	at L.A. Rams	48,103	D. Russell	1	6	6.0	6	0
Nov 13	W	17-10	Seattle	71,290	Miller	1	3	3.0	3	0
Nov 20	W	32-28	Atlanta	70,594	<b>BRONCOS</b>	<b>431</b>	<b>1470</b>	<b>3.4</b>	<b>24</b>	<b>19</b>
Nov 27	W	15-13	Cincinnati	69,714	<b>OPPONENTS</b>	<b>432</b>	<b>1752</b>	<b>4.1</b>	<b>36</b>	<b>12</b>
Dec 4	W	20-17	at Kansas City (OT)	77,631	<b>RECEIVING</b>	<b>No.</b>	<b>Yds.</b>	<b>Avg.</b>	<b>Long</b>	<b>TD</b>
Dec 11	L	13-23	at L.A. Raiders	60,016	Sharpe	87	1010	11.6	44	4
Dec 17	L	19-42	at San Francisco	64,884	Milburn	77	549	7.1	33	3
Dec 24	L	28-30	New Orleans	64,445	Miller	60	1107	18.5	76	5

TEAM STATISTICS	Den	Opp
TOTAL FIRST DOWNS	346	303
Rushing	101	103
Passing	202	182
Penalty	43	18
3RD DOWN: MADE/ATT	87/231	86/217
3rd Down Pct.	37.7	39.6
4TH DOWN: MADE/ATT	7/17	3/10
4th Down Pct.	41.2	30.0
POSSESSION AVG.	30:58	29:02
TOTAL NET YARDS	5487	5907
Avg. Per Game	342.9	369.2
Total Plays	1112	1023
Avg. Per Play	4.9	5.8
NET YARDS RUSHING	1470	1752
Avg. Per Game	91.9	109.5
Total Rushes	431	432
NET YARDS PASSING	4017	4155
Avg. Per Game	251.1	259.7
Sacked/Yards Lost	55/366	23/141
Gross Yards	4383	4296
Att./Completions	626/388	568/322
Completion Pct.	62.0	56.7
Had Intercepted	13	12
PUNTS/AVERAGE	76/42.9	76/43.5
NET PUNTING AVG.	76/37.1	76/35.8
PENALTIES/YARDS	101/865	134/1031
FUMBLES/BALL LOST	27/18	24/14
TOUCHDOWNS	37	43
Rushing	19	12
Passing	19	28
Returns	0	3

SCORE BY PERIODS	1	2	3	4	OT	Total
BRONCOS	53	96	102	93	3	347
OPPONENTS	64	148	77	104	3	396

SCORING	TD	Ru	Pa	Rt	PAT	FG	S	PTS
Elam	0	0	0	0	29/29	30/37	0	119
L. Russell	9	9	0	0	0/0	0/0	0	54
Miller	5	0	5	0	0/0	0/0	0	32
Sharpe	4	0	4	0	0/0	0/0	0	28
Elway	4	4	0	0	0/0	0/0	0	24
Milburn	4	1	3	0	0/0	0/0	0	24
Clark	3	3	0	0	0/0	0/0	0	18
Evans	2	0	2	0	0/0	0/0	0	12
Rivers	2	2	0	0	0/0	0/0	0	12
Campbell	1	0	1	0	0/0	0/0	0	6
Pritchard	1	0	1	0	0/0	0/0	0	6
D. Russell	1	0	1	0	0/0	0/0	0	6
Tillman	1	0	1	0	0/0	0/0	0	6
<b>BRONCOS</b>	<b>37</b>	<b>19</b>	<b>18</b>	<b>0</b>	<b>29/29</b>	<b>30/37</b>	<b>0</b>	<b>347</b>
<b>OPPONENTS</b>	<b>43</b>	<b>12</b>	<b>28</b>	<b>3</b>	<b>35/35</b>	<b>31/37</b>	<b>0</b>	<b>396</b>

2-PT. CONVERSIONS: Sharpe 2, Miller, **BRONCOS 3-8, OPPONENTS 5-8**

**SACKS:** Fletcher 7.0, Dronett 6.0, Washington 2.5, Hasselbach 2.0, Mecklenburg 1.5, Alexander 1.0, Bradford 1.0, Robinson 1.0, D. Smith 1.0, **BRONCOS 23.0, OPPONENTS 55.0**

RECEIVING	No.	Yds.	Avg.	Long	TD
Sharpe	87	1010	11.6	44	4
Milburn	77	549	7.1	33	3
Miller	60	1107	18.5	76	5
L. Russell	38	227	6.0	19	0
Tillman	28	455	16.3	63	1
D. Russell	25	342	13.7	43	1
Rivers	20	136	6.8	25	0
Pritchard	19	271	14.3	50t	1
Evans	13	127	9.8	20t	2
Bernstine	9	70	7.8	16	0
Clark	9	47	5.2	10	0
Kimbrough	2	20	10.0	12	0
Campbell	1	22	22.0	22t	1
<b>BRONCOS</b>	<b>388</b>	<b>4383</b>	<b>11.3</b>	<b>76</b>	<b>18</b>
<b>OPPONENTS</b>	<b>322</b>	<b>4296</b>	<b>13.3</b>	<b>75t</b>	<b>28</b>

INTERCEPTIONS	No.	Yds.	Avg.	Long	TD
Jones	2	9	4.5	9	0
Hilliard	2	8	4.0	8	0
Crockett	2	6	3.0	6	0
Atwater	1	24	24.0	24	0
Washington	1	5	5.0	5	0
Fletcher	1	4	4.0	4	0
Alexander	1	2	2.0	2	0
B. Smith	1	0	0.0	0	0
Williams	1	-3	-3.0	-3	0
<b>BRONCOS</b>	<b>12</b>	<b>55</b>	<b>4.6</b>	<b>24</b>	<b>0</b>
<b>OPPONENTS</b>	<b>13</b>	<b>288</b>	<b>22.2</b>	<b>99t</b>	<b>3</b>

PUNTING	No.	Yds.	Avg.	Net	TB	In20	Long	B
Rouen	76	3258	42.9	37.1	8	23	59	0
<b>TEAM</b>	<b>76</b>	<b>3258</b>	<b>42.9</b>	<b>37.1</b>	<b>8</b>	<b>23</b>	<b>59</b>	<b>0</b>
<b>OPPONENTS</b>	<b>76</b>	<b>3303</b>	<b>43.5</b>	<b>35.8</b>	<b>10</b>	<b>21</b>	<b>62</b>	<b>0</b>

PUNT RETURNS	No.	FC	Yds.	Avg.	Long	TD
Milburn	41	4	379	9.2	44	0
<b>BRONCOS</b>	<b>41</b>	<b>4</b>	<b>379</b>	<b>9.2</b>	<b>44</b>	<b>0</b>
<b>OPPONENTS</b>	<b>39</b>	<b>13</b>	<b>275</b>	<b>7.1</b>	<b>29</b>	<b>0</b>

KICKOFF RETURNS	No.	Yds.	Avg.	Long	TD
Milburn	37	793	21.4	40	0
By'not'e	24	545	22.7	41	0
D. Russell	5	105	21.0	34	0
Campbell	3	24	8.0	11	0
Clark	3	34	11.3	20	0
Carswell	1	0	0.0	0	0
Evans	1	6	6.0	6	0
Swann	1	16	16.0	16	0
<b>BRONCOS</b>	<b>75</b>	<b>1523</b>	<b>20.3</b>	<b>41</b>	<b>0</b>
<b>OPPONENTS</b>	<b>70</b>	<b>1396</b>	<b>19.9</b>	<b>62</b>	<b>0</b>

FIELD GOALS	1-19	20-29	30-39	40-49	50+
Elam	0/0	11/11	11/11	7/12	1/3
<b>OPPONENTS</b>	<b>3/3</b>	<b>8/9</b>	<b>11/13</b>	<b>9/10</b>	<b>0/2</b>

**ELAM:** (25G, 43G) (43G,21G,29G) (43G) (41N, 28G,43G) (26G,33G,37G,43N) () (49N,54G,25G) (27G,32G) (42G,57N,29G) (42G) (35G,50B) (34G,33G,45N,37G,44N) (34G,34G) (20G,21G) (26G,45G) (32G,30G)

**OPPONENTS:** (27G) (39G) (42G,33G) (36G, 28G) (37G, 36G,42G) (27N,19G) (22G,39G,37G, 26G,44G) (43G,45G) (35G,18G) (56N,19G) () (43G,32G,51N) (22G,37B) (44G,29G,47G,30G, 28G) () (26G,44B,32B,37G,40G)

PASSING	Att.	Comp.	Yds.	Comp.%	Yd./Att.	TD	TD%	Int	Int%	LG	Sack/Lost	Rating
Elway	494	307	3490	62.1	7.06	16	3.2	10	2.0	63	46/303	85.7
Millen	131	81	893	61.8	6.82	2	1.5	3	2.3	76	9/63	77.6
Rivers	1	0	0	0.0	0.00	0	0.0	0	0.0	0	0/0	39.6
<b>BRONCOS</b>	<b>626</b>	<b>388</b>	<b>4383</b>	<b>62.0</b>	<b>7.00</b>	<b>18</b>	<b>2.9</b>	<b>13</b>	<b>2.1</b>	<b>76</b>	<b>55/366</b>	<b>83.8</b>
<b>OPPONENTS</b>	<b>568</b>	<b>322</b>	<b>4296</b>	<b>56.7</b>	<b>7.56</b>	<b>28</b>	<b>4.9</b>	<b>12</b>	<b>2.1</b>	<b>75t</b>	<b>23/141</b>	<b>88.5</b>

## 1994 DEFENSIVE STATS

(based on coaches' film review)

	TT	UT	A	S-YDS	I-YDS	PD	FF	FR
1 Alexander	172	105	67	1-10	1-2	7	0	1
2 Atwater	125	72	53	0-0	1-24	8	1	2
3 Mecklenburg	85	52	33	1.5-11	0-0	3	2	2
4 Washington	82	49	33	2.5-13	1-5	3	2	0
5 Fletcher	76	42	34	7-41	1-4	5	1	2
6 Crockett	70	48	22	0-0	2-6	20	0	2
7 B. Smith	68	54	14	0-0	1-0	14	0	0
8 Hasselbach	66	40	26	2-13	0-0	1	1	0
9 Dronett	63	39	24	6-35	0-0	5	1	0
10 R. Jones	55	37	18	0-0	2-9	5	0	1
11 Croel	52	29	23	0-0	0-0	1	1	0
12 Hilliard	51	46	5	0-0	2-8	14	2	0
13 D. Smith	42	25	17	1-9	0-0	5	0	1
14 D. Hall	34	18	16	0-0	0-0	1	0	0
15 Bradford	27	18	9	1-8	0-0	5	0	0
16 Fuller	22	17	5	0-0	0-0	3	0	0
Williams	22	11	11	0-0	1-3	2	0	0
18 Harvey	21	9	12	0-0	0-0	2	0	0
19 Burns	18	14	4	0-0	0-0	0	0	0
20 J. Robinson	14	8	6	1-1	0-0	1	0	0
21 Wyman	11	7	4	0-0	0-0	0	0	0
22 Aldridge	8	1	7	0-0	0-0	0	0	0
23 Oshodin	5	5	0	0-0	0-0	0	0	0
24 Sanders	3	1	2	0-0	0-0	0	0	0
25 By'not'e	1	1	0	0-0	0-0	0	0	0
Donahue	1	0	1	0-0	0-0	0	0	0
<b>TOTAL</b>	<b>1,194</b>	<b>748</b>	<b>446</b>	<b>23-141</b>	<b>12-55</b>	<b>105</b>	<b>11</b>	<b>11</b>

## 1994 GAMES STARTED

### OFFENSE

QB Elway, John	14
QB Millen, Hugh	2
RB Bernstein, Rod	3
RB Clark, Derrick	4
RB Milburn, Glyn	6
RB Rivers, Reggie	1
RB Russell, Leonard	14
WR Campbell, Jeff	1
WR Miller, Anthony	14
WR Russell, Derek	12
WR Tillman, Cedric	3
TE Evans, Jerry	9
TE Sharpe, Shannon	13
C Widell, Dave	16
T Freeman, Russell	7
T Maggs, Don	1
T Scraftford, Kirk	8
T Zimmerman, Gary	16
G Habib, Brian	16
G Melander, Jon	15
G Nalen, Tom	1

### DEFENSE

DE Dronett, Shane	15
DE Fletcher, Simon	16
DE Hasselbach, Harald	1
DE Williams, Dan	15
NT Washington, Ted	6
LB Aldridge, Allen	1
LB Alexander, Elijah	1
LB Burns, Keith	1
LB Croel, Mike	12
LB Fuller, Randy	1
LB Harvey, Richard	1
LB Mecklenburg, Karl	15
CB Bradford, Ronnie	1
CB Crockett, Ray	14
CB Hilliard, Randy	4
CB Smith, Ben	14
S Atwater, Steve	14
S Hall, Darryl	3
S Jones, Rondell	2
S Smith, Dennis	12

## 1994 COACHES

**Wade Phillips** (Head Coach), **Vernon Banks** (Strength & Conditioning), **Barney Chavous** (Defensive Line Asst./Strength & Conditioning Asst.), **Jim Fassel** (Asst. Head Coach/Offensive Coordinator), **Mo Forte** (Wide Receivers), **Leon Fuller** (Defensive Backs), **Bishop Harris** (Running Backs), **John Leva** (Offensive Line), **Rex Norris** (Defensive Line), **Al Reynolds** (Asst. Defensive Backs/Quality Control), **Harold Richardson** (Special Asst. to the Head Coach/Offense), **Richard Smith** (Special Teams/Linebackers), **Les Steckel** (Tight Ends), **Charlie Waters** (Defensive Coordinator), **John Paul Young** (Linebackers).

## 1994 LEADERS / RANKINGS

INDIVIDUAL	PLAYER	NO.	AF RANK	NFL RANK	NFL LEADER	NO.
Points	Elam	119	2	3	Carney (SD)	135
Rushing Yards	Russell	620	15	27	Sanders (DET)	1,883
Passing Yards	Elway	3,490	3	8	Bledsoe (NE)	4,555
Passer Rating	Elway	85.7	2	4	Young (SF)	112.8
Receiving Yards	Miller	1,107	6	15	Rice (SF)	1,499
Receptions	Sharpe	87	4	8	Carter (MIN)	122
Interceptions	Jones/Hilliard/Crockett	2	331	691	Williams (ARI)	9
Sacks	Fletcher	7	161	311	Greene (PIT)	14
<hr/>						
OFFENSE		NO.	AF RANK	NFL RANK	NFL LEADER	NO.
Points Per Game		21.7	4	10	San Francisco	31.6
Total Yards Per Game		342.9	4	6	Miami	379.9
Yards Per Play		4.9	51	141	San Francisco	5.8
Rushing Yards Per Game		91.9	13	23	Pittsburgh	136.3
Net Passing Yards Per Game		273.9	3	4	New England	286.4
<hr/>						
DEFENSE		NO.	AF RANK	NFL RANK	NFL LEADER	NO.
Points Per Game		24.8	13	26	Cleveland	12.8
Total Yards Per Game		369.2	14	28	Dallas	269.6
Yards Per Play		5.8	14	28	Dallas	4.3
Rushing Yards Per Game		109.5	8	16	Minnesota	68.1
Net Passing Yards Per Game		259.7	14	28	Dallas	172.0

## 1994 KEY AWARDS

**Pro Bowl (4):** S Steve Atwater, QB John Elway, TE Shannon Sharpe, T Gary Zimmerman.

## 1994 NFL STANDINGS

### AFC EAST

Team	W	L	T	Pct	PF	PA
y-Miami	10	6	0	.625	389	327
x-New England	10	6	0	.625	351	312
Indianapolis	8	8	0	.500	307	320
Buffalo	7	9	0	.438	340	356
New York Jets	6	10	0	.375	264	320

### AFC CENTRAL

Team	W	L	T	Pct	PF	PA
*yz-Pittsburgh	12	4	0	.750	316	234
x-Cleveland	11	5	0	.688	340	204
Cincinnati	3	13	0	.188	276	406
Houston	2	14	0	.125	226	352

### AFC WEST

Team	W	L	T	Pct	PF	PA
yz-San Diego	11	5	0	.688	381	306
x-Kansas City	9	7	0	.563	319	298
L.A. Raiders	9	7	0	.563	303	327
Denver	7	9	0	.438	347	396
Seattle	6	10	0	.375	287	323

### NFC EAST

Team	W	L	T	Pct	PF	PA
yz-Dallas	12	4	0	.750	414	248
New York Giants	9	7	0	.563	279	305
Arizona	8	8	0	.500	235	267
Philadelphia	7	9	0	.438	308	308
Washington	3	13	0	.188	320	412

### NFC CENTRAL

Team	W	L	T	Pct	PF	PA
y-Minnesota	10	6	0	.625	356	314
x-Green Bay	9	7	0	.563	382	287
x-Detroit	9	7	0	.563	357	342
x-Chicago	9	7	0	.563	271	307
Tampa Bay	6	10	0	.375	251	351

### NFC WEST

Team	W	L	T	Pct	PF	PA
*yz-San Francisco	13	3	0	.813	505	296
New Orleans	7	9	0	.438	348	407
Atlanta	7	9	0	.438	317	385
L.A. Rams	4	12	0	.250	286	365

x - Playoffs; y - Division Title; z - First-round Bye; \* - Home-field Advantage

## WILD CARD PLAYOFF GAMES

12/31 - at Miami 27, Kansas City 17  
 12/31 - at Green Bay 16, Detroit 12  
 1/1 - at Cleveland 20, New England 13  
 1/1 - Chicago 35, at Minnesota 18

## DIVISIONAL PLAYOFF GAMES

1/7 - at Pittsburgh 29, Cleveland 9  
 1/7 - at San Francisco 44, Chicago 15  
 1/8 - at San Diego 22, Miami 21  
 1/8 - at Dallas 35, Green Bay 9

## CONFERENCE CHAMPIONSHIPS

1/15 - San Diego 17, at Pittsburgh 13  
 1/15 - at San Francisco 38, Dallas 28

## SUPER BOWL XXIX (MIAMI)

1/29 - San Francisco 49, San Diego 26

# 1993 FINAL STATISTICS (9-7)

Head Coach: Wade Phillips    AFC West: 3rd    Home Stadium: Mile High Stadium

Date	W-L	Score	Opponent	Attendance	RUSHING	No.	Yds.	Avg.	Long	TD
Sept 5	W	26-20	at New York Jets	68,130	Bernstine	223	816	3.7	24	4
Sept 12	W	34-17	San Diego	75,074	Delpino	131	445	3.4	18	8
Sept 20	L	7-15	at Kansas City	78,453	Milburn	52	231	4.4	26	0
Oct 3	W	35-13	Indianapolis	74,953	Elway	44	153	3.5	18	0
Oct 10	L	27-30	at Green Bay	58,943	Rivers	15	50	3.3	14	1
Oct 18	L	20-23	L.A. Raiders	75,712	Rouen	1	0	0.0	0	0
Oct 31	W	28-17	Seattle	73,644	Maddox	2	-2	-1.0	-1	0
Nov 7	W	29-14	at Cleveland	77,818	<b>BRONCOS</b>	<b>468</b>	<b>1693</b>	<b>3.6</b>	<b>26</b>	<b>13</b>
Nov 14	L	23-26	Minnesota	67,329	<b>OPPONENTS</b>	<b>397</b>	<b>1418</b>	<b>3.6</b>	<b>28</b>	<b>6</b>
Nov 21	W	37-13	Pittsburgh	74,840						
Nov 28	W	17-9	at Seattle	57,812	<b>RECEIVING</b>	<b>No.</b>	<b>Yds.</b>	<b>Avg.</b>	<b>Long</b>	<b>TD</b>
Dec 5	L	10-13	at San Diego	60,233	Sharpe	81	995	12.3	63	9
Dec 12	W	27-21	Kansas City	75,822	Russell	44	719	16.3	43	3
Dec 18	W	13-3	at Chicago	53,056	Bernstine	44	372	8.5	41	0
Dec 26	L	10-17	Tampa Bay	73,434	Milburn	38	300	7.9	50	3
Jan 2	L	30-33	at L.A. Raiders (OT)	66,904	V. Johnson	36	517	14.4	56	5
					Marshall	28	360	12.9	40	2
					Delpino	26	195	7.5	25	0
					R. Johnson	20	243	12.2	38	1
					Tillman	17	193	11.4	30	2
					Kimbrough	8	79	9.9	16	0
					Rivers	6	59	9.8	17	1
					K. Taylor	1	28	28.0	28	0
					Wyman	1	1	1.0	1t	1
					<b>BRONCOS</b>	<b>350</b>	<b>4061</b>	<b>11.6</b>	<b>63</b>	<b>27</b>
					<b>OPPONENTS</b>	<b>314</b>	<b>3969</b>	<b>12.6</b>	<b>74t</b>	<b>21</b>

TEAM STATISTICS		Den	Opp
TOTAL FIRST DOWNS		327	280
Rushing		105	86
Passing		187	181
Penalty		35	13
3RD DOWN: MADE/ATT		98/225	71/215
3rd Down Pct.		43.6	33.0
4TH DOWN: MADE/ATT		2/11	8/17
4th Down Pct.		18.2	47.1
POSSESSION AVG.		31:23	28:37
TOTAL NET YARDS		5461	5149
Avg. Per Game		341.3	321.8
Total Plays		1060	1005
Avg. Per Play		5.2	5.1
NET YARDS RUSHING		1693	1418
Avg. Per Game		105.8	88.6
Total Rushes		468	397
NET YARDS PASSING		3768	3731
Avg. Per Game		235.5	233.2
Sacked/Yards Lost		39/293	46/238
Gross Yards		4061	3969
Att./Completions		553/350	562/314
Completion Pct.		63.3	55.9
Had Intercepted		10	18
PUNTS/AVERAGE		68/44.4	81/43.7
NET PUNTING AVG.		68/37.1	81/36.0
PENALTIES/YARDS		112/822	128/1019
FUMBLES/BALL LOST		29/18	27/13
TOUCHDOWNS		42	27
Rushing		13	6
Passing		27	21
Returns		2	0

SCORE BY PERIODS	1	2	3	4	OT	Total
<b>BRONCOS</b>	66	147	91	69	0	373
<b>OPPONENTS</b>	53	82	62	84	3	284

SCORING	TD	Ru	Pa	Rt	PAT	FG	S	PTS
Elam	0	0	0	0	41/42	26/35	0	119
Sharpe	9	0	9	0	0/0	0/0	0	54
Delpino	8	8	0	0	0/0	0/0	0	48
V. Johnson	5	0	5	0	0/0	0/0	0	30
Bernstine	4	4	0	0	0/0	0/0	0	24
Russell	4	0	3	1	0/0	0/0	0	24
Milburn	3	0	3	0	0/0	0/0	0	18
Rivers	2	1	1	0	0/0	0/0	1	14
Marshall	2	0	2	0	0/0	0/0	0	12
Tillman	2	0	2	0	0/0	0/0	0	12
Croel	1	0	0	1	0/0	0/0	0	6
R. Johnson	1	0	1	0	0/0	0/0	0	6
Wyman	1	0	1	0	0/0	0/0	0	6
<b>BRONCOS</b>	<b>42</b>	<b>13</b>	<b>27</b>	<b>2</b>	<b>41/42</b>	<b>26/35</b>	<b>1</b>	<b>373</b>
<b>OPPONENTS</b>	<b>27</b>	<b>6</b>	<b>21</b>	<b>0</b>	<b>27/27</b>	<b>31/36</b>	<b>1</b>	<b>284</b>

**SACKS:** Fletcher 13.5, Mecklenburg 9.0, Dronett 7.0, Croel 5.0, J. Robinson 3.5, Kragen 3.0, Wyman 2.0, Atwater 1.0, Oshodin 1.0, Williams 1.0. **BRONCOS 46.0, OPPONENTS 39.0**

PASSING	Att.	Comp.	Yds.	Comp.%	Yd./Att.	TD	TD%	Int	Int%	LG	Sack/Lost	Rating
Elway	551	348	4030	63.2	7.31	25	4.5	10	1.8	63	39/293	92.8
Maddox	1	1	1	100.0	1.00	1	100.0	0	0.0	1t	0/0	118.8
Marshall	1	1	30	100.0	30.00	1	100.0	0	0.0	30t	0/0	158.3
<b>BRONCOS</b>	<b>553</b>	<b>350</b>	<b>4061</b>	<b>63.3</b>	<b>7.34</b>	<b>27</b>	<b>4.9</b>	<b>10</b>	<b>1.8</b>	<b>63</b>	<b>39/293</b>	<b>94.2</b>
<b>OPPONENTS</b>	<b>562</b>	<b>314</b>	<b>3969</b>	<b>55.9</b>	<b>7.06</b>	<b>21</b>	<b>3.7</b>	<b>18</b>	<b>3.2</b>	<b>74t</b>	<b>46/238</b>	<b>77.2</b>

INTERCEPTIONS	No.	Yds.	Avg.	Long	TD
Smith	3	57	19.0	36	0
Braxton	3	37	12.3	25	0
Atwater	2	81	40.5	68	0
Dronett	2	13	6.5	7	0
Lang	2	4	2.0	4	0
Croel	1	22	22.0	22t	1
F. Robinson	1	13	13.0	13	0
Wyman	1	9	9.0	9	0
Bradford	1	0	0.0	0	0
Dimry	1	0	0.0	0	0
Hall	1	0	0.0	0	0
<b>BRONCOS</b>	<b>18</b>	<b>236</b>	<b>13.1</b>	<b>68</b>	<b>1</b>
<b>OPPONENTS</b>	<b>10</b>	<b>79</b>	<b>7.9</b>	<b>19</b>	<b>0</b>

PUNTING	No.	Yds.	Avg.	Net	TB	In20	Long	B
Rouen	67	3017	45.0	37.1	8	17	62	1
<b>TEAM</b>	<b>68</b>	<b>3017</b>	<b>44.4</b>	<b>37.1</b>	<b>8</b>	<b>17</b>	<b>62</b>	<b>1</b>
<b>OPPONENTS</b>	<b>81</b>	<b>3541</b>	<b>43.7</b>	<b>36.0</b>	<b>10</b>	<b>22</b>	<b>61</b>	<b>2</b>

PUNT RETURNS	No.	FC	Yds.	Avg.	Long	TD
Milburn	40	11	425	10.6	54	0
Bradford	1	0	0	0.0	0	0
<b>BRONCOS</b>	<b>41</b>	<b>11</b>	<b>425</b>	<b>10.4</b>	<b>54</b>	<b>0</b>
<b>OPPONENTS</b>	<b>33</b>	<b>8</b>	<b>337</b>	<b>10.2</b>	<b>37</b>	<b>0</b>

KICKOFF RETURNS	No.	Yds.	Avg.	Long	TD
Russell	18	374	20.8	49	0
Milburn	12	188	15.7	26	0
Delpino	7	146	20.9	49	0
Meeks	1	9	9.0	9	0
Sharpe	1	0	0.0	0	0
<b>BRONCOS</b>	<b>39</b>	<b>717</b>	<b>18.4</b>	<b>49</b>	<b>0</b>
<b>OPPONENTS</b>	<b>63</b>	<b>1119</b>	<b>17.8</b>	<b>68</b>	<b>0</b>

FIELD GOALS	1-19	20-29	30-39	40-49	50+
Elam	0/0	11/12	7/7	4/10	4/6
<b>OPPONENTS</b>	<b>1/1</b>	<b>8/8</b>	<b>10/10</b>	<b>8/12</b>	<b>4/5</b>

**ELAM:** (28G,30G,30G,41G) (20G,54G) () (53N) (47G,37G) (40G,42N,37G) (47N) (22G,38G) (26B,53G) (48G,27G,28G) (25G,40N) (30G,42G) (36G,53G) (29G,24G,41N) (51N,24G) (52G,24G,27G,40N)

**OPPONENTS:** (22G,43G) (30G) (34G,41,52G, 44G,20G) (28G,28G) (28G,32G,21G) (32G,49G, 53G) (53G) (49N) (25G,19G,35G,43G) (37G, 38G) () (56N,47N,27G,34G) (44N) (31G) (48G, 41N) (43G,50G,39G,47G)

## 1993 DEFENSIVE STATS

(based on coaches' film review)

	TT	UT	A	S-YDS	I-YDS	PD	FF	FR
1 Atwater	141	80	61	1-1	2-81	12	2	0
2 Wyman	133	91	42	2-9	1-0	4	0	1
3 Braxton	111	79	32	0-0	3-37	19	2	2
4 Croel	110	79	31	5-30	1-22	6	1	2
5 Mecklenburg	99	82	17	9-60	0-0	4	1	2
Fletcher	99	62	37	13.5-75.5	0-0	3	3	1
7 D. Smith	96	54	42	0-0	3-57	15	1	0
8 Hall	70	34	36	0-0	1-0	5	0	0
9 Kragen	65	43	22	3-10	0-0	3	0	1
10 Lang	64	42	22	0-0	2-4	12	0	0
11 Dimry	51	30	21	0-0	1-0	11	0	0
12 Dronett	49	32	17	7-24	2-13	5	1	0
13 F. Robinson	40	26	14	0-0	1-13	8	0	0
14 D. Williams	37	18	19	1-6	0-0	2	0	1
15 Oshodin	36	21	15	1-5	0-0	2	1	0
16 Bradford	13	10	3	0-0	1-0	6	0	0
J. Robinson	13	7	6	3.5-17.5	0-0	1	1	0
18 Alexander	10	8	2	0-0	0-0	0	0	0
19 R. Jones	6	4	2	0-0	0-0	2	0	0
Drozdzov	6	3	3	0-0	0-0	0	0	0
21 Taylor	3	3	0	0-0	0-0	1	0	0
<b>TOTAL</b>	<b>1,252</b>	<b>808</b>	<b>444</b>	<b>46-238</b>	<b>18-227</b>	<b>121</b>	<b>13</b>	<b>10</b>

## 1993 GAMES STARTED

OFFENSE	DEFENSE
QB Elway, John	16 DE Dronett, Shane
RB Bernstein, Rod	14 DE Oshodin, Willie
RB Delpino, Robert	5 DE Williams, Dan
RB Milburn, Glyn	1 NT Drozdov, Darren
RB Rivers, Reggie	2 NT Kragen, Greg
WR Johnson, Vance	8 LB Croel, Mike
WR Marshall, Arthur	9 LB Fletcher, Simon
WR Russell, Derek	12 LB Mecklenburg, Karl
WR Tillman, Cedric	3 LB Wyman, Dave
TE Evans, Jerry	2 CB Bradford, Ronnie
TE Johnson, Reggie	12 CB Braxton, Tyrone
TE Sharpe, Shannon	12 CB Dimry, Charles
C Kartz, Keith	11 CB Robinson, Frank
T Freeman, Russell	14 S Atwater, Steve
T Maggs, Don	2 S Hall, Darryl
T Zimmerman, Gary	16 S Smith, Dennis
G Habib, Brian	16
G Melander, Jon	6
G/C Widell, Dave	15

## 1993 COACHES

**Wade Phillips** (Head Coach), **Vernon Banks** (Strength & Conditioning), **Barney Stencovics** (Defensive Line Asst./Strength & Conditioning Asst.), **Jim Fassel** (Asst. Head Coach/Offensive Coordinator), **Mo Forte** (Wide Receivers), **Bishop Harris** (Running Backs), **John Levr (Offensive Line), **Al Reynolds** (Asst. Defensive Backs/Quality Control), **Harold Richardson** (Special Asst. to the Head Coach/Offense), **Richard Smith** (Special Teams/Linebackers), **Ernie Stautner** (Defensive Line), **Les Steckel** (Tight Ends), **Charlie Waters** (Defensive Coordinator/Defensive Backs), **John Paul Young** (Linebackers).**

## 1993 LEADERS / RANKINGS

INDIVIDUAL	PLAYER	NO.	AFC RANK	NFL RANK	NFL LEADER	NO.
Points	Elam	119	4	7	Jaeger (LAR)	132
Rushing Yards	Bernstine	816	6	14	Smith (DAL)	1,486
Passing Yards	Elway	4,030	1	1	Elway (DEN)	4,030
Passer Rating	Elway	92.8	1	3	Young (SF)	101.5
Receiving Yards	Sharpe	995	5	10	Rice (SF)	1,503
Receptions	Sharpe	81	3	8	Sharpe (GB)	112
Interceptions	Braxton/Smith	3	7t	7t	Odomes (BUF)	9
Sacks	Fletcher	13.5	3	3	Smith (KC)	15
OFFENSE		NO.	AFC RANK	NFL RANK	NFL LEADER	NO.
Points Per Game		23.3	1	3	San Francisco	29.6
Total Yards Per Game		341.3	3	5	San Francisco	402.2
Yards Per Play		5.2	3	5t	San Francisco	6.3
Rushing Yards Per Game		105.8	9	18	New York Giants	138.1
Net Passing Yards Per Game		235.5	3	4	San Francisco	268.9
DEFENSE		NO.	AFC RANK	NFL RANK	NFL LEADER	NO.
Points Per Game		17.8	5	10	New York Giants	12.8
Total Yards Per Game		321.8	10	19	Minnesota	275.4
Yards Per Play		5.1	12t	20t	Green Bay	4.5
Rushing Yards Per Game		88.6	4	4	Houston	79.6
Net Passing Yards Per Game		233.2	13	27	New Orleans	162.9

## 1993 KEY AWARDS

**Pro Bowl (5):** S Steve Atwater, QB John Elway, LB Karl Mecklenburg, TE Shannon Sharpe, S Dennis Smith. **AP All-Pro (3):** QB John Elway (second team), TE Shannon Sharpe (first team), T Gary Zimmerman (second team). **NFLPA AFC MVP:** QB John Elway.

## 1993 NFL STANDINGS

### AFC EAST

Team	W	L	T	Pct	PF	PA
*yz-Buffalo	12	4	0	.750	329	242
Miami	9	7	0	.563	349	351
New York Jets	8	8	0	.500	270	247
New England	5	11	0	.313	238	286
Indianapolis	4	12	0	.250	189	378

### AFC CENTRAL

Team	W	L	T	Pct	PF	PA
yz-Houston	12	4	0	.750	368	238
x-Pittsburgh	9	7	0	.563	308	281
Cleveland	7	9	0	.438	304	307
Cincinnati	3	13	0	.188	187	319

### AFC WEST

Team	W	L	T	Pct	PF	PA
y-Kansas City	11	5	0	.688	328	291
x-L.A. Raiders	10	6	0	.625	306	326
<b>x-Denver</b>	<b>9</b>	<b>7</b>	<b>0</b>	<b>.563</b>	<b>373</b>	<b>284</b>
San Diego	8	8	0	.500	322	290
Seattle	6	10	0	.375	280	314

### NFC EAST

Team	W	L	T	Pct	PF	PA
*yz-Dallas	12	4	0	.750	376	229
x-New York Giants	11	5	0	.688	288	205
Philadelphia	8	8	0	.500	293	315
Phoenix	7	9	0	.438	326	269
Washington	4	12	0	.250	230	345

### NFC CENTRAL

Team	W	L	T	Pct	PF	PA
y-Detroit	10	6	0	.625	298	292
x-Minnesota	9	7	0	.563	277	290
x-Green Bay	9	7	0	.563	340	282
Chicago	7	9	0	.438	234	230
Tampa Bay	5	11	0	.313	237	376

### NFC WEST

Team	W	L	T	Pct	PF	PA
yz-San Francisco	10	6	0	.625	473	295
New Orleans	8	8	0	.500	317	343
Atlanta	6	10	0	.375	316	385
L.A. Rams	5	11	0	.313	221	367

x - Playoffs; y - Division Title; z - First-round Bye; \* - Home-field Advantage

## WILD CARD PLAYOFF GAMES

1/8 - at Kansas City 27, Pittsburgh 24 (OT)

1/8 - Green Bay 28, at Detroit 24

1/9 - at Los Angeles Raiders 42, Denver 24

1/9 - at New York Giants 17, Minnesota 10

## DIVISIONAL PLAYOFF GAMES

1/15 - at Buffalo 29, Los Angeles Raiders 23

1/15 - at San Francisco 44, New York Giants 3

1/16 - Kansas City 28, at Houston 20

1/16 - at Dallas 27, Green Bay 17

## CONFERENCE CHAMPIONSHIPS

1/23 - at Buffalo 30, Kansas City 13

1/23 - at Dallas 38, San Francisco 21

## SUPER BOWL XXVIII (ATLANTA)

1/30 - Dallas 30, Buffalo 13



## 1992 FINAL STATISTICS (8-8)

**Head Coach:** Dan Reeves    **AFC West:** 3rd    **Home Stadium:** Mile High Stadium

Date	W-L	Score	Opponent	Attendance	RUSHING	No.	Yds.	Avg.	Long	TD
Sep 6	W	17-13	L.A. Raiders	75,418	Green	161	648	4.0	67	2
Sep 13	W	21-13	San Diego	74,367	Rivers	74	282	3.8	48	3
Sep 20	L	0-30	at Philadelphia	65,833	Lewis	73	268	3.7	22	4
Sep 27	W	12-0	at Cleveland	78,064	Elway	34	94	2.8	9	2
Oct 4	W	20-19	Kansas City	75,629	S. Smith	23	94	4.1	15	0
Oct 12	L	3-34	at Washington	56,371	Marshall	11	56	5.1	16	0
Oct 18	W	27-21	Houston	74,827	Moore	8	39	4.9	11	0
Oct 25	L	21-24	at San Diego	53,576	Maddox	9	20	2.2	11	0
Nov 8	W	27-16	New York Jets	74,678	R. Johnson	2	7	3.5	8	0
Nov 15	W	27-13	New York Giants	75,269	Jackson	3	-1	-0.3	1	0
Nov 22	L	0-24	at L.A. Raiders	50,011	Perryman	3	-1	-0.3	1	0
Nov 30	L	13-16	at Seattle (OT)	51,612	Sharpe	2	-6	-3.0	-3	0
Dec 6	L	27-31	Dallas	74,946	<b>BRONCOS</b>	<b>403</b>	<b>1500</b>	<b>3.7</b>	<b>67</b>	<b>11</b>
Dec 12	L	17-27	at Buffalo	71,740	<b>OPPONENTS</b>	<b>489</b>	<b>1963</b>	<b>4.0</b>	<b>37</b>	<b>10</b>
Dec 20	W	10-6	Seattle	72,570	<b>RECEIVING</b>	<b>No.</b>	<b>Yds.</b>	<b>Avg.</b>	<b>Long</b>	<b>TD</b>
Dec 27	L	20-42	at Kansas City	76,240						

TEAM STATISTICS	Den	Opp
TOTAL FIRST DOWNS	234	283
Rushing	84	105
Passing	135	156
Penalty	15	22
3RD DOWN: MADE/ATT	67/208	81/222
3rd Down Pct.	32.2	36.5
4TH DOWN: MADE/ATT	5/11	5/13
4th Down Pct.	45.5	38.5
POSSESSION AVG.	28:14	31:46
TOTAL NET YARDS	4430	5083
Avg. Per Game	276.9	317.7
Total Plays	928	1001
Avg. Per Play	4.8	5.1
NET YARDS RUSHING	1500	1903
Avg. Per Game	93.8	122.7
Total Rushes	403	489
NET YARDS PASSING	2930	3120
Avg. Per Game	183.1	195.0
Sacked/Yards Lost	52/382	50/317
Gross Yards	3312	3437
Att./Completions	473/258	462/268
Completion Pct.	54.5	58.0
Had Intercepted	29	15
PUNTS/AVERAGE	85/43.6	78/43.3
NET PUNTING AVG.	85/37.7	78/36.2
PENALTIES/YARDS	98/768	96/715
FUMBLES/BALL LOST	29/14	33/16
TOUCHDOWNS	29	39
Rushing	11	10
Passing	16	21
Returns	2	4

SCORE BY PERIODS	1	2	3	4	OT	Total
BRONCOS	61	40	63	98	0	262
OPPONENTS	51	121	74	80	3	329

SCORING	O	Ru	P	Rt	PAT	FG	S	PTS
Treadwell	0	0	0	0	28/28	20/24	0	88
Jackson	8	0	8	0	0/0	0/0	0	48
Lewis	4	4	0	0	0/0	0/0	0	24
Rivers	4	3	1	0	0/0	0/0	0	24
Elway	2	2	0	0	0/0	0/0	0	12
Green	2	2	0	0	0/0	0/0	0	12
V. Johnson	2	0	2	0	0/0	0/0	0	12
Sharpe	2	0	2	0	0/0	0/0	0	12
Brooks	1	0	0	1	0/0	0/0	0	6
Henderson	1	0	0	1	0/0	0/0	0	6
R. Johnson	1	0	1	0	0/0	0/0	0	6
Marshall	1	0	1	0	0/0	0/0	0	6
Tilling	1	0	0	0	0/0	0/0	0	6
Daluso	0	0	0	0	0/0	0/1	0	0
BRONCOS	29	11	16	2	28/29	20/25	0	262
OPPONENTS	35	10	21	4	35/35	28/38	0	329

**SACKS:** Fletcher 16.0, Mecklenburg 7.5, Dronett 6.5, Kragen 5.5, Croel 5.0, Mills 2.0, Sochia 1.5, Walker 1.5, Atwater 1.0, Lang 1.0, Traylor 1.0, Holmes 0.5. **BRONCOS 50.0. OPPONENTS 52.0**

RECEIVING	No.	Yds.	Avg.	Long	TD
Sharpe	53	640	12.1	55	2
Jackson	48	745	15.5	51 1/2	8
Rivers	45	449	10.0	37	1
Marshall	26	493	19.0	80 1/2	1
V. Johnson	24	294	12.3	40	2
Tillman	12	211	17.6	81	1
Russell	12	140	11.7	22	0
R. Johnson	10	139	13.9	48	1
Green	10	79	7.9	33	0
Kay	7	56	8.0	15	0
Lewis	4	30	7.5	16	0
Jones	3	17	5.7	16	0
Perryman	2	15	7.5	9	0
Young	1	11	11.0	11	0
Do. Widell	1	-7	-7.0	-7	0
<b>BRONCOS</b>	<b>258</b>	<b>3312</b>	<b>12.8</b>	<b>81</b>	<b>16</b>
<b>OPPONENTS</b>	<b>268</b>	<b>3437</b>	<b>12.8</b>	<b>72</b>	<b>21</b>

INTERCEPTIONS	No.	Yds.	Avg.	Long	TD
Henderson	4	79	19.8	46t	1
D. Smith	4	10	2.5	8	0
Braxton	2	54	27.0	40	0
Atwater	2	22	11.0	22	0
Lang	1	26	26.0	26	0
Brooks	1	17	17.0	17	0
Dimry	1	2	2.0	2	0
<b>BRONCOS</b>	<b>15</b>	<b>210</b>	<b>14.0</b>	<b>46t</b>	<b>1</b>
<b>OPPONENTS</b>	<b>29</b>	<b>567</b>	<b>19.6</b>	<b>69</b>	<b>3</b>

PUNTING	No.	Yds.	Avg.	Net	TB	In20	Long	B
Horan	37	1681	45.4	40.2	1	7	62	1
Rodriguez	25	1066	42.6	35.4	3	4	55	0
Parker	12	491	40.9	31.9	1	1	61	0
Daluiso	10	467	46.7	40.7	1	2	67	0
<b>BRONCOS</b>	<b>85</b>	<b>3705</b>	<b>43.6</b>	<b>37.7</b>	<b>6</b>	<b>14</b>	<b>67</b>	<b>1</b>
<b>OPPONENTS</b>	<b>78</b>	<b>3380</b>	<b>43.3</b>	<b>36.2</b>	<b>10</b>	<b>19</b>	<b>73</b>	<b>1</b>

PUNT RETURNS	No.	FC	Yds.	Avg.	Long	TD
Marshall	33	16	349	10.6	47	0
Dimry	1	0	4	4.0	4	0
<b>BRONCOS</b>	<b>34</b>	<b>16</b>	<b>353</b>	<b>10.4</b>	<b>47</b>	<b>0</b>
<b>OPPONENTS</b>	<b>39</b>	<b>16</b>	<b>382</b>	<b>9.8</b>	<b>42</b>	<b>0</b>

KICKOFF RETURNS	No.	Yds.	Avg.	Long	TD
Montgomery	21	466	22.2	64	0
Marshall	8	132	16.5	21	0
Russell	7	154	22.0	33	0
Green	5	76	15.2	20	0
Robinson	4	89	22.3	26	0
R. Johnson	2	47	23.5	34	0
S. Smith	2	31	15.5	21	0
Oliver	1	20	20.0	20	0
Traylor	1	13	13.0	13	0
<b>OPPOSING</b>	<b>51</b>	<b>1028</b>	<b>20.2</b>	<b>64</b>	<b>0</b>
<b>OPPONENTS</b>	<b>13</b>	<b>254</b>	<b>19.5</b>	<b>47</b>	<b>0</b>

FIELD GOALS	1-19	20-29	30-39	40-49	50+
Treadwell	1/1	9/10	6/8	4/5	0/0
Daluiso	0/0	0/0	0/0	0/0	0/1
<b>BRONCOS</b>	1/1	9/10	6/8	4/5	0/1
<b>OPPONENTS</b>	1/1	7/7	14/17	3/8	3/5

**TREADWELL:** (39G) ( ) (49N,33N) 23G,32G,20G) (41G, 22G,31B)  
(38G) (45G,28G) ( ) (37G,23G) (25G,46G) (23B) (28G,36G) ( ) (26G)  
(30G) (27G,19G)

**DALUI SO:** (54B) () () () () () () () () () () () () () () ()

**OPPINETS:** (41G,34G) (37B,20G,27G) (50G,27G,35G) ()  
(44G,36G,49N,26G,33G) (43G,46N,36G) (43N) (52N,37G)  
(27G,19G,52N,40B,36G) (30G,38G) (51G,46N) (30G,33G,33N,32G)  
(53G,32N) (29G,25G) (34G,36G), ()

PASSING	Att.	Comp.	Yds.	Comp.%	Yd./Att.	TD	TD%	Int	Int%	LG	Sack/Lost	Rating
Elway	316	174	2242	55.1	7.09	10	4.2	17	5.4	80t	36/272	65.7
Maddox	121	66	755	54.5	6.26	5	3.1	9	7.4	38t	10/60	58.4
Moore	34	17	232	50.0	6.82	0	0.0	3	8.8	40	6/50	35.4
Lewis	1	0	0	0.0	0.0	0	0.0	0	0.0	0	0/0	39.6
Marshall	1	1	81	100.0	81.00	1	100.0	0	0.0	81t	0/0	158.3
BRONCOS	473	258	3312	54.5	7.00	16	3.4	29	6.1	81t	52/382	62.4
OPPONENTS	462	268	3437	58.0	7.44	21	4.5	15	3.2	72t	50/317	83.0



## 1992 DEFENSIVE STATS

(based on coaches' film review)

	TT	UT	A	S-YDS	I-YDS	PD	FF	FR
1 Brooks	167	106	61	0-0	1-17	2	3	2
2 Atwater	152	76	76	1-10	2-22	12	2	3
3 D. Smith	127	72	55	0-0	4-10	12	0	2
4 Mecklenburg	115	80	35	7.5-46	0-0	4	2	0
5 Croel	101	70	31	5-42	0-0	4	2	1
Kragen	101	65	36	5.5-41	0-0	3	2	0
7 Fletcher	100	64	36	16-97	0-0	9	5	0
8 Braxton	97	53	44	0-0	2-54	16	0	0
9 Dimry	56	43	13	0-0	1-2	13	0	0
Henderson	56	43	13	0-0	4-79	10	1	0
11 Lang	49	31	18	1-10	1-26	8	1	1
Dronett	49	27	22	6.5-32	0-0	5	1	2
Walker	49	20	29	1.5-15	0-0	1	0	2
14 Sochia	39	24	15	1.5-11	0-0	0	0	0
Traylor	39	21	18	1-14	0-0	1	1	0
16 Montgomery	29	13	16	0-0	0-0	2	0	1
17 Mills	22	14	8	2-19	0-0	3	0	2
18 Granby	3	2	1	0-0	0-0	0	0	0
19 Robinson	2	2	0	0-0	0-0	0	0	0
20 Geater	1	0	1	0-0	0-0	0	0	0
<b>TOTAL</b>	<b>1,354</b>	<b>826</b>	<b>528</b>	<b>48.5-337</b>	<b>15-210</b>	<b>105</b>	<b>20</b>	<b>16</b>

## 1992 GAMES STARTED

OFFENSE	DEFENSE
QB Elway, John	12 DE Dronett, Shane
QB Maddox, Tommy	4 DE Sochia, Brian
RB Green, Gaston	13 DE Walker, Kenny
RB Lewis, Greg	2 NT Kragen, Greg
RB Smith, Sammy	1 LB Brooks, Michael
FB Jones, Victor	1 LB Croel, Mike
FB Perryman, Robert	1 LB Fletcher, Simon
FB Rivers, Reggie	3 LB Mecklenburg, Karl
WR Jackson, Mark	13 LB Traylor, Keith
WR Johnson, Vance	7 CB Braxton, Tyrone
WR Marshall, Arthur	1 CB Dimry, Charles
WR Russell, Derek	6 CB Henderson, Wymon
WR Tillman, Cedric	1 CB Lang, Le-Lo
TE Johnson, Reggie	7 S Atwater, Steve
TE Kay, Clarence	13 S Granby, John
TE Sharpe, Shannon	11 S Montgomery, Alton
C Kartz, Keith	15 S Smith, Dennis
C Widell, Dave	1
T Freeman, Russell	16
T Lanier, Ken	16
G Davidson, Jeff	16
G Widell, Doug	16

## 1992 COACHES

Dan Reeves (Head Coach), Marvin Bass (Special Assistant), Raymond Berry (Quarterbacks), Barney Chavous (Defensive Assistant), Joe DeCamillis (Defensive Quality Control), Mo Forte (Running Backs), George Henshaw (Offensive Coordinator/Wide Receivers), Pete Mangurian (Offensive Line), Al Miller (Strength/Conditioning), Mike Nolan (Linebackers), Wade Phillips (Defensive Coordinator), Harold Richardson (Tight Ends/Special Teams), Ernie Stautner (Defensive Line), Charlie Waters (Defensive Backs).

## 1992 LEADERS / RANKINGS

INDIVIDUAL	PLAYER	NO.	AFC RANK	NFL RANK	NFL LEADER	NO.
Points	Treadwell	88	8	17	Stoyanovich (MIA)	124
Rushing Yards	Green	648	10	20	Smith (DAL)	1,713
Passing Yards	Elway	2,242	8	18	Marino (MIA)	4,116
Passer Rating	Elway	65.7	8	20	Young (SF)	107.0
Receiving Yards	Jackson	745	14	26	Sharpe (GB)	1,461
Receptions	Sharpe	53	14	34	Sharpe (GB)	108
Interceptions	Henderson/Smith	4	5	10	Jones (BUF)	8
Sacks	Fletcher	16	2	4	Simmons (PHI)	19
OFFENSE		NO.	AFC RANK	NFL RANK	NFL LEADER	NO.
Points Per Game		16.4	9	22	San Francisco	26.9
Total Yards Per Game		276.9	8	21	San Francisco	387.2
Yards Per Play		4.8	7	17	San Francisco	6.2
Rushing Yards Per Game		93.8	13	25	Buffalo	152.3
Net Passing Yards Per Game		183.2	6	19	San Francisco	253.4
DEFENSE		NO.	AFC RANK	NFL RANK	NFL LEADER	NO.
Points Per Game		20.6	12	19	New Orleans	12.6
Total Yards Per Game		317.7	13	22	Dallas	245.7
Yards Per Play		5.1	11	16	New Orleans	4.3
Rushing Yards Per Game		122.7	12	23	Dallas	77.8
Net Passing Yards Per Game		195.0	11	14	Kansas City	158.6

## 1992 KEY AWARDS

Pro Bowl (3): S Steve Atwater, LB Michael Brooks, TE Shannon Sharpe.  
AP All-Pro (2): S Steve Atwater (first team), DT Greg Kragen (second team).

## 1992 NFL STANDINGS

## AFC EAST

Team	W	L	T	Pct	PF	PA
yz-Miami	11	5	0	.688	340	281
x-Buffalo	11	5	0	.688	381	283
Indianapolis	9	7	0	.563	216	302
New York Jets	4	12	0	.250	220	315
New England	2	14	0	.125	205	363

## AFC CENTRAL

Team	W	L	T	Pct	PF	PA
*yz-Pittsburgh	11	5	0	.688	299	225
x-Houston	10	6	0	.625	352	258
Cleveland	7	9	0	.438	272	275
Cincinnati	5	11	0	.313	274	364

## AFC WEST

Team	W	L	T	Pct	PF	PA
y-San Diego	11	5	0	.688	335	241
x-Kansas City	10	6	0	.625	348	282
Denver	8	8	0	.500	262	329
L.A. Raiders	7	9	0	.438	249	281
Seattle	2	14	0	.125	140	312

## NFC EAST

Team	W	L	T	Pct	PF	PA
yz-Dallas	13	3	0	.813	409	243
x-Philadelphia	11	5	0	.688	354	245
x-Washington	9	7	0	.563	300	255
New York Giants	6	10	0	.375	306	367
Phoenix	4	12	0	.250	243	332

## NFC CENTRAL

Team	W	L	T	Pct	PF	PA
y-Minnesota	11	5	0	.688	374	249
Green Bay	9	7	0	.563	276	296
Tampa Bay	5	11	0	.313	267	365
Chicago	5	11	0	.313	295	361
Detroit	5	11	0	.313	273	332

## NFC WEST

Team	W	L	T	Pct	PF	PA
*yz-San Francisco	14	2	0	.875	431	236
x-New Orleans	12	4	0	.750	330	202
Atlanta	6	10	0	.375	327	414
L.A. Rams	6	10	0	.375	313	383

x - Playoffs; y - Division Title; z - First-round Bye; \* - Home-field Advantage

## WILD CARD PLAYOFF GAMES

1/2 - at San Diego 17, Kansas City 0  
1/2 - Washington 24, at Minnesota 7  
1/3 - at Buffalo 41, Houston 38 (OT)  
1/3 - Philadelphia 36, at New Orleans 20

## DIVISIONAL PLAYOFF GAMES

1/9 - Buffalo 24, at Pittsburgh 3  
1/9 - at San Francisco 20, Washington 13  
1/10 - at Miami 31, San Diego 0  
1/10 - at Dallas 34, Philadelphia 10

## CONFERENCE CHAMPIONSHIPS

1/17 - Buffalo 29, at Miami 10  
1/17 - Dallas 30, at San Francisco 20

## SUPER BOWL XXVII (PASADENA, CALIF.)

1/31 - Dallas 52, Buffalo 17

# 1991 FINAL STATISTICS (12-4)

Head Coach: Dan Reeves AFC West: 1st Home Stadium: Mile High Stadium

Date	W-L	Score	Opponent	Attendance	RUSHING	No.	Yds.	Avg.	Long	TD
Sept 1	W	45-14	Cincinnati	72,855	Green	261	1037	4.0	63t	4
Sept 8	L	13-16	at L.A. Raiders	48,569	Lewis	99	376	3.8	27	4
Sept 15	W	16-10	Seattle	74,152	Elway	55	255	4.6	17t	6
Sept 22	W	27-19	San Diego	73,258	Sewell	50	211	4.2	26	2
Sept 29	W	13-6	at Minnesota	55,031	Perryman	21	45	2.1	6	0
Oct 6	L	14-42	at Houston	59,145	Humphrey	11	33	3.0	7	0
Oct 20	W	19-16	Kansas City	75,866	Jackson	2	18	9.0	21	0
Oct 27	W	9-6	at New England	43,994	Sharpe	1	15	15.0	15	0
Nov 3	W	20-13	Pittsburgh	70,973	Kubiak	3	11	3.7	12	0
Nov 10	L	16-17	L.A. Raiders	75,896	Horan	2	9	4.5	9	0
Nov 17	W	24-20	at Kansas City	74,661	Rivers	2	5	2.5	3	0
Nov 24	L	10-13	at Seattle	60,430	<b>BRONCOS</b>	<b>505</b>	<b>2015</b>	<b>4.0</b>	<b>63t</b>	<b>16</b>
Dec 1	W	20-3	New England	67,116	<b>OPPONENTS</b>	<b>411</b>	<b>1794</b>	<b>4.4</b>	<b>49</b>	<b>8</b>
Dec 8	W	17-7	at Cleveland	73,539	<b>RECEIVING</b>	<b>No.</b>	<b>Yds.</b>	<b>Avg.</b>	<b>Long</b>	<b>TD</b>
Dec 15	W	24-19	Phoenix	74,098	Young	44	629	14.3	52t	2
Dec 22	W	17-14	at San Diego	51,449	Sewell	38	436	11.5	60	2

TEAM STATISTICS	Den	Opp	INTERCEPTIONS	No.	Yds.	Avg.	Long	TD
TOTAL FIRST DOWNS	284	242	Atwater	5	104	20.8	49	0
Rushing	117	81	D. Smith	5	60	12.0	39	0
Passing	150	147	Braxton	4	55	13.8	52t	1
Penalty	17	14	Dimry	3	35	11.7	26t	1
3RD DOWN: MADE/ATT	92/223	64/206	Henderson	2	53	26.5	53	0
3rd Down Pct.	41.3	31.1	Brooks	2	7	3.5	9	0
4TH DOWN: MADE/ATT	8/14	7/17	Robbins	1	35	35.0	35	0
4th Down Pct.	57.1	41.2	Lang	1	30	30.0	30	0
POSSESSION AVG.	31:36	28:24	<b>BRONCOS</b>	<b>23</b>	<b>379</b>	<b>16.5</b>	<b>53</b>	<b>2</b>
TOTAL NET YARDS	5012	4549	<b>OPPONENTS</b>	<b>12</b>	<b>101</b>	<b>8.4</b>	<b>43</b>	<b>0</b>
Avg. Per Game	313.3	284.3	<b>PUNTING</b>	<b>No.</b>	<b>Yds.</b>	<b>Avg.</b>	<b>Long</b>	<b>B</b>
Total Plays	1012	939	Horan	72	3012	41.8	36.7	8
Avg. Per Play	5.0	4.8	Elway	1	34	34.0	14.0	1
NET YARDS RUSHING	2015	1794	<b>BRONCOS</b>	<b>74</b>	<b>3046</b>	<b>41.2</b>	<b>36.4</b>	<b>9</b>
Avg. Per Game	125.9	112.1	<b>OPPONENTS</b>	<b>79</b>	<b>3513</b>	<b>44.5</b>	<b>39.1</b>	<b>7</b>
Total Rushes	505	411	<b>PUNT RETURNS</b>	<b>No.</b>	<b>FC</b>	<b>Yds.</b>	<b>Avg.</b>	<b>Long</b>
NET YARDS PASSING	2997	2755	V. Johnson	24	14	174	7.3	20
Avg. Per Game	187.3	172.2	Nattiel	10	2	43	4.3	17
Sacked/Yards Lost	46/313	52/346	Clark	7	1	67	9.6	18
Gross Yards	3310	3101	<b>BRONCOS</b>	<b>41</b>	<b>17</b>	<b>284</b>	<b>6.9</b>	<b>20</b>
Att./Completions	459/246	476/246	<b>OPPONENTS</b>	<b>28</b>	<b>14</b>	<b>170</b>	<b>6.1</b>	<b>23</b>
Completion Pct.	53.6	51.7	<b>KICKOFF RETURNS</b>	<b>No.</b>	<b>Yds.</b>	<b>Avg.</b>	<b>Long</b>	<b>TD</b>
Had Intercepted	12	23	Montgomery	26	488	18.8	55	0
PUNTS/AVERAGE	74/41.2	79/44.5	Russell	7	120	17.1	30	0
NET PUNTING AVG.	36.4	39.1	Clark	2	45	22.5	29	0
PENALTIES/YARDS	94/715	105/848	Lewis	1	20	20.0	20	0
FUMBLES/BALL LOST	31/13	26/10	Sewell	1	14	14.0	14	0
TOUCHDOWNS	32	22	<b>BRONCOS</b>	<b>37</b>	<b>687</b>	<b>18.6</b>	<b>55</b>	<b>0</b>
Rushing	16	8	<b>OPPONENTS</b>	<b>62</b>	<b>1096</b>	<b>17.7</b>	<b>38</b>	<b>0</b>
Passing	13	12	<b>FIELD GOALS</b>	<b>1-19</b>	<b>20-29</b>	<b>30-39</b>	<b>40-49</b>	<b>50+</b>
Returns	3	2	Treadwell	5/5	10/10	9/12	3/9	0/0

SCORE BY PERIODS	1	2	3	4	OT	Total	OPPONENTS
BRONCOS	42	111	71	80	0	304	
OPPONENTS	43	77	49	66	0	235	

SCORING	TD	Ru	Pa	Rt	PAT	FG	S	PTS
Treadwell	0	0	0	0	31/32	27/36	0	112
Elway	6	6	0	0	0/0	0/0	0	36
Green	4	4	0	0	0/0	0/0	0	24
Lewis	4	4	0	0	0/0	0/0	0	24
Sewell	4	2	2	0	0/0	0/0	0	24
V. Johnson	3	0	3	0	0/0	0/0	0	18
Nattiel	2	0	2	0	0/0	0/0	0	12
Young	2	0	2	0	0/0	0/0	0	12
Braxton	1	0	0	1	0/0	0/0	0	6
Dimry	1	0	0	1	0/0	0/0	0	6
Jackson	1	0	1	0	0/0	0/0	0	6
R. Johnson	1	0	1	0	0/0	0/0	0	6
Powers	1	0	0	1	0/0	0/0	0	6
Russell	1	0	1	0	0/0	0/0	0	6
Sharpe	1	0	1	0	0/0	0/0	0	6
<b>BRONCOS</b>	<b>32</b>	<b>16</b>	<b>13</b>	<b>3</b>	<b>31/32</b>	<b>27/36</b>	<b>0</b>	<b>304</b>
<b>OPPONENTS</b>	<b>22</b>	<b>8</b>	<b>12</b>	<b>2</b>	<b>22/22</b>	<b>27/33</b>	<b>0</b>	<b>235</b>

**SACKS:** Fletcher 13.5, Croel 10.0, Mecklenburg 9.0, Holmes 5.0, Kragen 3.5, Mills 3.0, Walker 3.0, Powers 2.0, Atwater 1.0, Braxton 1.0, Sochia 1.0, **BRONCOS 52.0, OPPONENTS 46.0**

PASSING	Att.	Comp.	Yds.	Comp.%	Yd./Att.	TD	TD%	Int	Int%	LG	Sack/Lost	Rating
Elway	451	242	3253	53.7	7.21	13	2.9	12	2.7	71	45/305	75.4
Kubiak	5	3	33	60.0	6.60	0	0.0	0	0.0	14	1/8	79.6
Sewell	3	1	24	33.3	8.00	0	0.0	0	0.0	24	0/0	63.2
<b>BRONCOS</b>	<b>459</b>	<b>246</b>	<b>3310</b>	<b>53.6</b>	<b>7.21</b>	<b>13</b>	<b>2.8</b>	<b>12</b>	<b>2.6</b>	<b>71</b>	<b>46/313</b>	<b>75.3</b>
<b>OPPONENTS</b>	<b>476</b>	<b>246</b>	<b>3101</b>	<b>51.7</b>	<b>6.51</b>	<b>12</b>	<b>2.5</b>	<b>23</b>	<b>4.8</b>	<b>63</b>	<b>52/346</b>	<b>60.6</b>

## 1991 DEFENSIVE STATS

(based on coaches' film review)

	TT	UT	A	S-YDS	I-YDS	PD	FF	FR
1 Brooks	153	96	57	0-0	2-7	6	0	0
2 Atwater	150	83	67	1-5	5-10.4	11	1	1
3 Mecklenburg	130	73	57	9-68	0-0	3	1	0
4 D. Smith	110	67	43	0-0	5-60	12	1	1
5 Kragen	92	61	31	3.5-16	0-0	2	0	0
Braxton	92	57	35	1-8	4-55	12	1	1
7 Fletcher	89	46	43	13.5-92	0-0	3	2	1
8 Croel	84	55	29	10-65	0-0	2	4	0
9 Henderson	82	53	29	0-0	2-53	8	0	0
10 Holmes	44	21	23	5-32	0-0	4	0	0
11 Powers	42	25	17	2-22	0-0	2	0	2
12 Dimry	38	21	17	0-0	3-35	17	0	1
13 Traylor	31	16	15	0-0	0-0	0	0	0
Walker	31	16	15	3-23	0-0	0	1	0
15 Robbins	29	24	5	0-0	1-35	11	0	0
16 Mills	23	16	7	3-26	0-0	1	1	0
17 Lucas	15	8	7	0-0	0-0	1	0	0
18 Sochia	12	10	2	1-6	0-0	0	0	1
19 Lang	10	4	6	0-0	1-30	4	0	0
20 Carreker	6	0	6	0-0	0-0	0	0	0
21 Montgomery	5	3	2	0-0	0-0	0	1	1
22 Halburton	2	0	2	0-0	0-0	0	0	0
23 Kartz	0	0	0	0-0	0-0	0	0	1
Szymanski	0	0	0	0-0	0-0	1	0	0
<b>TOTALS</b>	<b>1,270</b>	<b>755</b>	<b>515</b>	<b>52-363</b>	<b>23-379</b>	<b>100</b>	<b>13</b>	<b>10</b>

## 1991 GAMES STARTED

OFFENSE	DEFENSE
QB Elway, John	16 DE Carreker, Alphonso
RB Green, Gaston	12 DE Holmes, Ron
RB Lewis, Greg	4 DE Powers, Warren
WR Perryman, Robert	7 DE Sochia, Brian
WR Jackson, Mark	10 DE Walker, Kenny
WR Russell, Derek	5 NT Kragen, Greg
WR Sewell, Steve	1 LB Brooks, Michael
WR Young, Michael	13 LB Croel, Mike
TE Johnson, Reggie	3 LB Fletcher, Simon
TE Kay, Clarence	16 LB Lucas, Tim
TE Sharpe, Shannon	9 LB Mecklenburg, Karl
C Kartz, Keith	16 LB Mills, Jeff
T Davidson, Jeff	14 LB Traylor, Keith
T Hamilton, Darrell	2 CB Braxton, Tyrone
T Lanier, Ken	16 CB Dimry, Charles
G Farrell, Sean	4 CB Henderson, Wymon
G Ker, Crawford	10 CB Robbins, Randy
G Widell, Dave	2 S Atwater, Steve
G Widell, Doug	16 S Smith, Dennis

## 1991 COACHES

**Dan Reeves** (Head Coach), **Marvin Bass** (Special Assistant), **Barney Chavous** (Defensive Assistant), **Mo Forte** (Running Backs), **Chan Gaffney** (Offensive Coordinator/Wide Receivers), **George Henshaw** (Offensive Line), **Earl Leggett** (Defensive Line), **Pete Mangurian** (Tight Ends/Asst. Offensive Line), **Al Miller** (Strength/Conditioning), **Mike Nolan** (Linebackers), **Wade Phillips** (Defensive Coordinator), **Harold Richardson** (Special Teams), **Mike Shanahan** (Quarterbacks), **Charlie Waters** (Defensive Backs).

## 1991 LEADERS / RANKINGS

INDIVIDUAL	PLAYER	NO.	AFC RANK	NFL RANK	NFL LEADER	NO.
Points	Treadwell	112	3	6	Lohmiller (WAS)	149
Rushing Yards	Green	1,037	2	6	Smith (DAL)	1,563
Passing Yards	Elway	3,253	6	8	Moon (HOU)	4,690
Passer Rating	Elway	75.4	9	19	Young (SF)	101.8
Receiving Yards	Young	629	24	47	Irvin (DAL)	1,523
Receptions	Young	44	29t	63t	Jeffries (HOU)	100
Interceptions	Atwater/D. Smith	5	4t	8t	Lott (LAR)	8
Sacks	Fletcher	13.5	2t	4t	Swilling (NO)	17.0
OFFENSE		NO.	AFC RANK	NFL RANK	NFL LEADER	NO.
Points Per Game		19.0	6	12	Washington	30.3
Total Yards Per Game		313.3	6	12	Buffalo	390.8
Yards Per Play		5.0	5t	12t	San Francisco	5.9
Rushing Yards Per Game		125.9	5	8	Buffalo	148.8
Net Passing Yards Per Game		187.3	10	17	Houston	300.3
DEFENSE		NO.	AFC RANK	NFL RANK	NFL LEADER	NO.
Points Per Game		14.7	1	3	New Orleans	13.2
Total Yards Per Game		284.3	1	5	Philadelphia	221.8
Yards Per Play		4.8	1t	4t	Philadelphia	3.9
Rushing Yards Per Game		112.1	9	19	Philadelphia	71.0
Net Passing Yards Per Game		172.2	1	3	Philadelphia	150.8

## 1991 KEY AWARDS

**Pro Bowl (5):** S Steve Atwater, QB John Elway, RB Gaston Green, LB Karl Mecklenburg, S Dennis Smith. **AP All-Pro (1):** S Steve Atwater (first team). **AP NFL Defensive Rookie of the Year:** LB Mike Croel. **K.C. 101 Club AFC Coach of the Year:** Dan Reeves.

## 1991 NFL STANDINGS

### AFC EAST

Team	W	L	T	Pct	PF	PA
*yz-Buffalo	13	3	0	.813	458	318
x-New York Jets	8	8	0	.500	314	293
Miami	8	8	0	.500	343	349
New England	6	10	0	.375	211	305
Indianapolis	1	15	0	.063	143	381

### AFC CENTRAL

Team	W	L	T	Pct	PF	PA
y-Houston	11	5	0	.688	386	251
Pittsburgh	7	9	0	.438	292	344
Cleveland	6	10	0	.375	293	298
Cincinnati	3	13	0	.188	263	435

### AFC WEST

Team	W	L	T	Pct	PF	PA
yz-Denver	12	4	0	.750	304	235
x-Kansas City	10	6	0	.625	322	252
x-L.A. Raiders	9	7	0	.563	298	297
Seattle	7	9	0	.438	276	261
San Diego	4	12	0	.250	274	342

### NFC EAST

Team	W	L	T	Pct	PF	PA
*yz-Washington	14	2	0	.875	485	224
x-Dallas	11	5	0	.688	342	310
Philadelphia	10	6	0	.625	285	244
New York Giants	8	8	0	.500	281	297
Phoenix	4	12	0	.250	196	344

### NFC CENTRAL

Team	W	L	T	Pct	PF	PA
yz-Detroit	12	4	0	.750	339	295
x-Chicago	11	5	0	.688	299	269
Minnesota	8	8	0	.500	301	306
Green Bay	4	12	0	.250	273	313
Tampa Bay	3	13	0	.188	199	365

### NFC WEST

Team	W	L	T	Pct	PF	PA
y-New Orleans	11	5	0	.688	341	211
x-Atlanta	10	6	0	.625	361	338
San Francisco	10	6	0	.625	393	239
L.A. Rams	3	13	0	.188	234	390

x - Playoffs; y - Division Title; z - First-round Bye; \* - Home-field Advantage

## WILD CARD PLAYOFF GAMES

12/28 - at Kansas City 10, L.A. Raiders 6  
 12/28 - Atlanta 27, at New Orleans 20  
 12/29 - at Houston 17, New York Jets 10  
 12/29 - Dallas 17, at Chicago 13

## DIVISIONAL PLAYOFF GAMES

1/4 - at Denver 26, Houston 24  
 1/4 - at Washington 24, Atlanta 7  
 1/5 - at Buffalo 37, Kansas City 14  
 1/5 - at Detroit 38, Dallas 6

## CONFERENCE CHAMPIONSHIPS

1/12 - at Buffalo 10, Denver 7  
 1/12 - at Washington 41, Detroit 10

## SUPER BOWL XXVI (MINNEAPOLIS)

1/26 - Washington 37, Buffalo 24



# 1990 FINAL STATISTICS (5-11)

Head Coach: Dan Reeves    AFC West: 5th    Home Stadium: Mile High Stadium

Date	W-L	Score	Opponent	Attendance	RUSHING	No.	Yds.	Avg.	Long	TD
Sept 9	L	9-14	at L.A. Raiders	54,206	Humphrey	288	1202	4.2	371	7
Sept 17	W	24-23	Kansas City	75,277	Elway	50	258	5.2	21	3
Sept 23	W	34-31	Seattle (OT)	75,290	Winder	42	120	2.9	19	2
Sept 30	L	28-29	at Buffalo	74,393	Bratton	27	82	3.0	10	3
Oct 8	L	29-30	Cleveland	74,814	Ezor	23	81	3.5	15	0
Oct 14	L	17-34	Pittsburgh	74,285	Kubiak	9	52	5.8	18	0
Oct 21	W	27-17	at Indianapolis	29,850	Sewell	17	46	2.7	8	3
Nov 4	L	22-27	at Minnesota	57,331	Jackson	5	28	5.6	16t	1
Nov 11	L	7-19	at San Diego	59,557	Porter	1	3	3.0	3	0
Nov 18	L	13-16	Chicago (OT)	75,013	<b>BRONCOS</b>	<b>462</b>	<b>1872</b>	<b>4.1</b>	<b>371</b>	<b>19</b>
Nov 22	L	27-40	at Detroit	73,896	<b>OPPONENTS</b>	<b>456</b>	<b>1963</b>	<b>4.3</b>	<b>621</b>	<b>16</b>
Dec 2	L	20-23	L.A. Raiders	74,162	<b>RECEIVING</b>	<b>No.</b>	<b>Yds.</b>	<b>Avg.</b>	<b>Long</b>	<b>TD</b>
Dec 9	L	20-31	at Kansas City	74,347	Jackson	57	926	16.2	66	4
Dec 16	W	20-10	San Diego	64,919	Johnson	54	747	13.8	49	3
Dec 23	L	12-17	at Seattle	55,845	Kay	39	282	9.7	22	0
Dec 30	W	22-13	Green Bay	46,943	Bratton	29	276	9.5	63	1

TEAM STATISTICS	Den	Opp
TOTAL FIRST DOWNS	323	306
Rushing	126	110
Passing	170	181
Penalty	27	15
3RD DOWN: MADE/ATT	86/207	84/195
3rd Down Pct.	41.5	43.1
4TH DOWN: MADE/ATT	7/14	7/12
4th Down Pct.	50.0	58.3
POSSESSION AVG.	30:50	29:10
TOTAL NET YARDS	5213	5345
Avg. Per Game	325.8	334.1
Total Plays	1035	969
Avg. Per Play	5.0	5.5
NET YARDS RUSHING	1872	1963
Avg. Per Game	117.0	122.7
Total Rushes	462	456
NET YARDS PASSING	3341	3382
Avg. Per Game	208.8	211.4
Sacked/Yards Lost	46/330	34/289
Gross Yards	3671	3671
Att./Completions	527/305	479/284
Completion Pct.	57.9	59.3
Had Intercepted	18	10
PUNTS/AVERAGE	60/43.5	62/41.4
NET PUNTING AVG.	38.5	35.6
PENALTIES/YARDS	108/775	105/824
FUMBLES/BALL LOST	30/14	36/15
TOUCHDOWNS	36	43
Rushing	19	16
Passing	15	22
Returns	2	5

SCORE BY PERIODS	1	2	3	4	OT	Total
<b>BRONCOS</b>	87	120	46	75	3	331
<b>OPPONENTS</b>	60	85	96	131	3	374

SCORING	TD	Ru	Pa	Rt	PAT	FG	S	PTS
Treadwell	0	0	0	0	34/36	25/34	0	109
Humphrey	7	7	0	0	0/0	0/0	0	42
Jackson	5	1	4	0	0/0	0/0	0	30
Bratton	4	3	1	0	0/0	0/0	0	24
Young	4	0	4	0	0/0	0/0	0	24
Elway	3	3	0	0	0/0	0/0	0	18
Johnson	3	0	3	0	0/0	0/0	0	18
Sewell	3	3	0	0	0/0	0/0	0	18
Nattiel	2	0	2	0	0/0	0/0	0	12
Winder	2	2	0	0	0/0	0/0	0	12
Mecklenburg	1	0	0	1	0/0	0/0	1	8
Henderson	1	0	0	1	0/0	0/0	0	6
Sharpe	1	0	1	0	0/0	0/0	0	6
Fletcher	0	0	0	0	0/0	0/0	1	2
TEAM	0	0	0	0	0/0	0/0	1	2
<b>BRONCOS</b>	<b>36</b>	<b>19</b>	<b>15</b>	<b>2</b>	<b>34/36</b>	<b>25/34</b>	<b>0</b>	<b>331</b>
<b>OPPONENTS</b>	<b>43</b>	<b>16</b>	<b>22</b>	<b>5</b>	<b>38/43</b>	<b>26/33</b>	<b>0</b>	<b>374</b>

**SACKS:** Fletcher 11.0, Mecklenburg 5.0, Powers 4.0, Holmes 3.0, Brooks 2.0, Galloway 2.0, Kragen 2.0, Atwater 1.0, Dennison 1.0, Lucas 1.0, Townsend 1.0. **BRONCOS 34.0, OPPONENTS 46.0**

PASSING	Att.	Comp.	Yds.	Comp.%	Yd./Att.	TD	TD%	Int	Int%	LG	Sack/Lost	Rating
Elway	502	294	3526	58.6	7.02	15	3.0	14	2.8	66	43/311	78.5
Kubiak	22	11	145	50.0	6.59	0	0.0	4	18.2	36	3/19	31.6
Humphrey	2	0	0	0.0	0.00	0	0.0	0	0.0	0	0/0	39.6
Sewell	1	0	0	0.0	0.00	0	0.0	0	0.0	0	0/0	39.6
<b>BRONCOS</b>	<b>527</b>	<b>305</b>	<b>3671</b>	<b>57.9</b>	<b>6.97</b>	<b>15</b>	<b>2.8</b>	<b>18</b>	<b>3.4</b>	<b>66</b>	<b>46/330</b>	<b>74.6</b>
<b>OPPONENTS</b>	<b>479</b>	<b>284</b>	<b>3671</b>	<b>59.3</b>	<b>7.66</b>	<b>22</b>	<b>4.6</b>	<b>10</b>	<b>2.1</b>	<b>90</b>	<b>34/289</b>	<b>90.0</b>

INTERCEPTIONS	No.	Yds.	Avg.	Long	TD
Henderson	2	71	35.5	49t	1
Montgomery	2	43	21.5	24	0
Atwater	2	32	16.0	27	0
Plummer	1	16	16.0	16	0
D. Smith	1	13	13.0	13	0
Braxton	1	10	10.0	10	0
Lang	1	5	5.0	5	0
<b>BRONCOS</b>	<b>10</b>	<b>190</b>	<b>19.0</b>	<b>49t</b>	<b>1</b>
<b>OPPONENTS</b>	<b>18</b>	<b>169</b>	<b>9.4</b>	<b>39t</b>	<b>3</b>

PUNTING	No.	Yds.	Avg.	Net	TB	In20	Long	B
Horan	58	2575	44.4	38.9	6	14	67	1
Elway	1	37	37.0	17.0	1	0	37	0
<b>BRONCOS</b>	<b>60</b>	<b>2612</b>	<b>43.5</b>	<b>38.5</b>	<b>7</b>	<b>14</b>	<b>67</b>	<b>1</b>
<b>OPPONENTS</b>	<b>62</b>	<b>2565</b>	<b>41.4</b>	<b>35.6</b>	<b>5</b>	<b>15</b>	<b>59</b>	<b>1</b>

PUNT RETURNS	No.	FC	Yds.	Avg.	Long	TD
Clark	21	1	159	7.6	32	0
Johnson	11	11	92	8.4	29	0
Nattiel	1	0	5	5.0	5	0
<b>BRONCOS</b>	<b>33</b>	<b>12</b>	<b>256</b>	<b>7.8</b>	<b>32</b>	<b>0</b>
<b>OPPONENTS</b>	<b>22</b>	<b>9</b>	<b>159</b>	<b>7.2</b>	<b>22</b>	<b>0</b>

KICKOFF RETURNS	No.	Yds.	Avg.	Long	TD
Clark	20	505	25.3	75	0
Montgomery	14	286	20.4	59	0
Ezor	13	214	16.5	50	0
Johnson	6	126	21.0	39	0
Winder	4	55	13.8	24	0
Bratton	3	37	12.3	18	0
Kay	2	10	5.0	7	0
Atwater	1	0	0.0	0	0
Jackson	1	18	18.0	18	0
Mobley	1	9	9.0	9	0
Nattiel	1	0	0.0	0	0
<b>BRONCOS</b>	<b>66</b>	<b>1260</b>	<b>19.1</b>	<b>75</b>	<b>0</b>
<b>OPPONENTS</b>	<b>69</b>	<b>1319</b>	<b>19.1</b>	<b>71</b>	<b>0</b>

FIELD GOALS	1-19	20-29	30-39	40-49	50+
Treadwell	0/0	13/14	4/6	8/13	0/1
<b>OPPONENTS</b>	<b>1/1</b>	<b>5/5</b>	<b>14/16</b>	<b>6/10</b>	<b>0/1</b>

**TREADWELL:** (43G,44G,24G) (38N,22G) (27G,49N,25G) (49N,24N) (20G,25G) (24G) (39G,32N,42G) (31G,46G,46G) ( ) (27G,24G) (24G,32G) (45G,21G,41N) ( ) (46N,49G,26G) (49G,50N,45N) (22G,31G)  
**OPPONENTS:** ( ) (39G,29G,31G,52N) (39G,38N,44N) (37N,37G,48N) (30G, ) (32G,43N) (38G, 41G) (19G,23G,43G, 32G) (37G,32G,41N,44G) (24G,32G,43G,45G) (46G) (33G) (30G) (21G) (37G,24G)



## 1990 DEFENSIVE STATS

(based on coaches' film review)

	TT	UT	A	S-YDS	I-YDS	PD	FF	FR
1 Brooks	175	102	73	2-17	0-0	2	2	0
2 Atwater	173	112	61	1-5	2-32	4	2	0
3 Mecklenburg	116	67	49	5-45	0-0	1	0	2
4 D. Smith	110	63	47	0-0	1-13	8	1	2
5 Fletcher	97	55	42	11-90	0-0	1	4	1
6 Henderson	88	57	31	0-0	2-71	5	0	1
7 Kragen	81	46	35	2-9	0-0	5	3	2
8 Powers	77	43	34	4-31	0-0	1	2	0
9 Munford	70	39	31	0-0	0-0	0	0	0
10 Robbins	68	43	25	0-0	0-0	5	0	2
11 Montgomery	53	37	16	0-0	2-43	6	0	0
12 Corrington	43	23	20	0-0	0-0	5	1	1
13 Holmes	40	27	13	3-23	0-0	6	1	0
14 Lucas	32	16	16	1-7	0-0	0	1	1
15 Szymanski	30	13	17	0-0	0-0	0	0	0
16 Curtis	24	14	10	0-0	0-0	0	0	0
17 E. Smith	23	15	8	0-0	0-0	3	1	1
18 Braxton	17	11	6	0-0	1-10	2	0	0
19 Galloway	15	11	4	2-12	0-0	1	0	0
Townsend	15	8	7	1-12	0-0	1	0	0
21 Clark	9	6	3	0-0	0-0	0	0	0
22 Lang	8	6	2	0-0	1-5	3	1	1
23 Dennison	7	7	0	1-10	0-0	0	0	0
Haliburton	7	3	4	0-0	0-0	0	0	0
25 Team	0	0	0	1-28	0-0	0	0	0
Plummer	0	0	0	0-0	1-16	1	0	0
<b>TOTALS</b>	<b>1,378</b>	<b>824</b>	<b>554</b>	<b>34-289</b>	<b>10-190</b>	<b>60</b>	<b>19</b>	<b>14</b>

## 1990 GAMES STARTED

## OFFENSE

QB Elway, John	16
RB Humphrey, Bobby	14
RB Winder, Sammy	2
FB Bratton, Melvin	3
FB Porter, Kerry	3
FB Sewell, Steve	1
WR Jackson, Mark	15
WR Johnson, Vance	13
WR Nattiel, Ricky	3
WR Sharpe, Shannon	2
WR Young, Michael	1
TE Kay, Clarence	14
TE Mobley, Orson	8
TE Verhuist, Chris	1
C Kartz, Keith	16
T Hamilton, Darrell	8
T Lanier, Ken	16
T Perry, Gerald	8
G Juriga, Jim	11
G Widell, Dave	5
G Widell, Doug	16

## DEFENSE

DE Holmes, Ron	10
DE Powers, Warren	16
DE Szymanski, Jim	6
NT Kragen, Greg	6
LB Brooks, Michael	16
LB Curtis, Scott	1
LB Fletcher, Simon	16
LB Lucas, Tim	5
LB Mecklenburg, Karl	16
LB Munford, Marc	2
CB Braxton, Tyrone	15
CB Henderson, Wymon	2
CB Montgomery, Alton	4
CB Robbins, Randy	9
CB Smith, Elliot	3
S Atwater, Steve	15
S Corrington, Kip	1
S Smith, Dennis	15

## 1990 COACHES

**Dan Reeves** (Head Coach), **Marvin Bass** (Special Assistant), **Barney Chavous** (Defensive Assistant), **Mo Forte** (Running Backs), **Chan Gailey** (Offensive Coordinator/Wide Receivers), **George Henshaw** (Offensive Line), **Earl Leggett** (Defensive Line), **Pete Mangurian** (Tight Ends/Asst. Offensive Line), **Al Miller** (Strength/Conditioning), **Mike Nolan** (Linebackers), **Wade Phillips** (Defensive Coordinator), **Harold Richardson** (Special Teams), **Mike Shanahan** (Quarterbacks), **Charlie Waters** (Defensive Backs).

## 1990 LEADERS / RANKINGS

INDIVIDUAL	PLAYER	NO.	AFC RANK	NFL RANK	NFL LEADER	NO.
Points	Treadwell	109	3	6	Lowery (KC)	139
Rushing Yards	Humphrey	1,202	3	5	Sanders (DET)	1,304
Passing Yards	Elway	3,526	3	5	Moore (HOU)	4,689
Passer Rating	Elway	78.5	7	14	Kelly (BUF)	101.2
Receiving Yards	Jackson	926	8	15	Rice (SF)	1,502
Receptions	Jackson	57	12	24	Rice (SF)	100
Interceptions	Henderson/Mont/Atwater	2	33	75	Carrier (CHI)	10
Sacks	Fletcher	11	10	14	Thomas (KC)	20
OFFENSE		NO.	AFC RANK	NFL RANK	NFL LEADER	NO.
Points Per Game		20.7	7	16	Buffalo	26.8
Total Yards Per Game		325.8	4	8	Houston	388.9
Yards Per Play		5.0	9	16	Houston	6.2
Rushing Yards Per Game		117.0	8	14	Philadelphia	158.8
Net Passing Yards Per Game		208.8	3	7	Houston	300.3
DEFENSE		NO.	AFC RANK	NFL RANK	NFL LEADER	NO.
Points Per Game		23.4	12	23	New York Giants	13.2
Total Yards Per Game		334.1	10	20	Pittsburgh	257.2
Yards Per Play		5.5	11	22	Pittsburgh	4.4
Rushing Yards Per Game		122.7	9	17	Philadelphia	73.1
Net Passing Yards Per Game		211.4	11	21	Pittsburgh	156.3

## 1990 KEY AWARDS

Pro Bowl (3): S Steve Atwater, RB Bobby Humphrey, S Dennis Smith.

## 1990 NFL STANDINGS

## AFC EAST

Team	W	L	T	Pct	PF	PA
*yz-Buffalo	13	3	0	.813	428	263
x-Miami	12	4	0	.750	336	242
Indianapolis	7	9	0	.438	281	353
New York Jets	6	10	0	.375	295	345
New England	1	15	0	.063	181	446

## AFC CENTRAL

Team	W	L	T	Pct	PF	PA
y-Cincinnati	9	7	0	.563	360	352
x-Houston	9	7	0	.563	405	307
Pittsburgh	9	7	0	.563	292	240
Cleveland	3	13	0	.188	228	462

## AFC WEST

Team	W	L	T	Pct	PF	PA
yz-L.A. Raiders	12	4	0	.750	337	268
x-Kansas City	11	5	0	.688	369	257
Seattle	9	7	0	.563	306	286
San Diego	6	10	0	.375	315	281
Denver	5	11	0	.313	331	374

## NFC EAST

Team	W	L	T	Pct	PF	PA
yz-New York Giants	13	3	0	.813	335	211
x-Philadelphia	10	6	0	.625	396	299
x-Washington	10	6	0	.625	381	301
Dallas	7	9	0	.438	244	308
Phoenix	5	11	0	.313	268	396

## NFC CENTRAL

Team	W	L	T	Pct	PF	PA
y-Chicago	11	5	0	.688	348	280
Tampa Bay	6	10	0	.375	264	367
Detroit	6	10	0	.375	373	413
Green Bay	6	10	0	.375	271	347
Minnesota	6	10	0	.375	351	326

## NFC WEST

Team	W	L	T	Pct	PF	PA
*yz-San Francisco	14	2	0	.875	353	239
x-New Orleans	8	8	0	.500	274	275
Atlanta	5	11	0	.313	348	365
L.A. Rams	5	11	0	.313	345	412

x - Playoffs; y - Division Title; z - First-round Bye; \* - Home-field Advantage

## WILD CARD PLAYOFF GAMES

1/5 - at Miami 17, Kansas City 16  
 1/5 - Washington 20, at Philadelphia 6  
 1/6 - at Cincinnati 41, Houston 14  
 1/6 - at Chicago 16, New Orleans 6

## DIVISIONAL PLAYOFF GAMES

1/12 - at Buffalo 44, Miami 34  
 1/12 - at San Francisco 28, Washington 10  
 1/13 - at L.A. Raiders 20, Cincinnati 10  
 1/13 - at New York Giants 31, Chicago 3

## CONFERENCE CHAMPIONSHIPS

1/20 - at Buffalo 51, L.A. Raiders 3  
 1/20 - New York Giants 15, at San Francisco 13

## SUPER BOWL XXV (TAMPA, FLA.)

1/27 - New York Giants 20, Buffalo 19



# 1989 FINAL STATISTICS (11-5)

Head Coach: Dan Reeves AFC West: 1st Home Stadium: Mile High Stadium

Date	W-L	Score	Opponent	Attendance	RUSHING	No.	Yds.	Avg.	Long	TD
Sept 10	W	34-20	Kansas City	74,284	Humphrey	294	1151	3.9	40	7
Sept 18	W	28-18	at Buffalo	78,176	Winder	110	351	3.2	16	2
Sept 24	W	31-21	L.A. Raiders	75,754	Elway	48	244	5.1	31	3
Oct 1	L	13-16	at Cleveland	78,637	Alexander	45	146	3.2	11	2
Oct 8	W	16-10	San Diego	75,222	Bratton	30	108	3.6	9	1
Oct 15	W	14-3	Indianapolis	74,680	Sewell	7	44	6.3	10	0
Oct 22	W	24-21	at Seattle (OT)	82,353	Kubiak	15	35	2.3	10	0
Oct 29	L	24-28	Philadelphia	75,065	Jackson	5	13	2.6	8	0
Nov 5	W	34-7	Pittsburgh	74,739	<b>BRONCOS</b>	<b>554</b>	<b>2092</b>	<b>3.8</b>	<b>40</b>	<b>15</b>
Nov 12	W	16-13	at Kansas City	76,245	<b>OPPONENTS</b>	<b>426</b>	<b>1580</b>	<b>3.7</b>	<b>24</b>	<b>10</b>
Nov 20	W	14-10	at Washington	52,975						
Nov 26	W	41-14	Seattle	75,117	<b>RECEIVING</b>	<b>No.</b>	<b>Yds.</b>	<b>Avg.</b>	<b>Long</b>	<b>TD</b>
Dec 3	L	13-16	at L.A. Raiders (OT)	87,560	Johnson	76	1095	14.4	69	7
Dec 10	L	7-14	New York Giants	63,283	Jackson	28	446	15.9	49	2
Dec 16	W	37-0	at Phoenix	56,071	Sewell	25	416	16.6	56	3
Dec 24	L	16-19	at San Diego	50,524	Young	22	402	18.3	47	2
					Humphrey	22	156	7.1	13	1
					Kay	21	197	9.4	20t	2
					Mobley	17	200	11.8	36	0
					Winder	14	91	6.5	19	0
					Nattiel	10	183	18.3	43	1
					Bratton	10	69	6.9	17t	3
					Alexander	8	84	10.5	28	0
					Kelly	3	13	4.3	6	0
					<b>BRONCOS</b>	<b>256</b>	<b>3352</b>	<b>13.1</b>	<b>69</b>	<b>21</b>
					<b>OPPONENTS</b>	<b>268</b>	<b>3201</b>	<b>11.9</b>	<b>75t</b>	<b>13</b>

TEAM STATISTICS	Den	Opp
TOTAL FIRST DOWNS	308	246
Rushing	125	90
Passing	163	142
Penalty	20	14
3RD DOWN: MADE/ATT	111/240	73/216
3rd Down Pct.	46.3	33.8
4TH DOWN: MADE/ATT	2/9	12/24
4th Down Pct.	22.2	50.0
POSSESSION AVG.	32:17	27:43
TOTAL NET YARDS	5093	4407
Avg. Per Game	318.3	275.4
Total Plays	1071	977
Avg. Per Play	4.8	4.5
NET YARDS RUSHING	2092	1580
Avg. Per Game	130.8	98.8
Total Rushes	554	426
NET YARDS PASSING	3001	2827
Avg. Per Game	187.6	176.7
Sacked/Yards Lost	43/351	47/374
Gross Yards	3352	3201
Att./Completions	474/268	504/268
Completion Pct.	54.0	53.2
Had Intercepted	20	21
PUNTS/AVERAGE	80/39.8	84/41.0
NET PUNTING AVG.	33.7	35.0
PENALTIES/YARDS	83/594	102/823
FUMBLES/BALL LOST	26/12	43/22
TOUCHDOWNS	40	25
Rushing	15	10
Passing	21	13
Returns	4	2

SCORE BY PERIODS	1	2	3	4	OT	Total
<b>BRONCOS</b>	84	114	57	4	3	362
<b>OPPONENTS</b>	44	53	50	106	3	226

SCORING	TD	Ru	Pa	Rt	PAT	FG	S	PTS
Treadwell	0	0	0	0	39/40	27/33	0	120
Humphrey	8	7	1	0	0/0	0/0	0	48
Johnson	7	0	7	0	0/0	0/0	0	42
Bratton	4	1	3	0	0/0	0/0	0	24
Elway	3	3	0	0	0/0	0/0	0	18
Sewell	3	0	3	0	0/0	0/0	0	18
Alexander	2	2	0	0	0/0	0/0	0	12
Jackson	2	0	2	0	0/0	0/0	0	12
Kay	2	0	2	0	0/0	0/0	0	12
Winder	2	2	0	0	0/0	0/0	0	12
Young	2	0	2	0	0/0	0/0	0	12
Braxton	1	0	0	1	0/0	0/0	0	6
Kragen	1	0	0	1	0/0	0/0	0	6
Mecklenburg	1	0	0	1	0/0	0/0	0	6
Nattiel	1	0	1	0	0/0	0/0	0	6
Robbins	1	0	0	1	0/0	0/0	0	6
Brooks	0	0	0	0	0/0	0/0	1	2
<b>BRONCOS</b>	<b>40</b>	<b>15</b>	<b>21</b>	<b>4</b>	<b>39/40</b>	<b>27/33</b>	<b>1</b>	<b>362</b>
<b>OPPONENTS</b>	<b>25</b>	<b>10</b>	<b>13</b>	<b>2</b>	<b>25/25</b>	<b>17/27</b>	<b>0</b>	<b>226</b>

**SACKS:** Fletcher 12, Holmes 9, Mecklenburg 7.5, Carreker 5.5, Powers 3, Kragen 2, Lucas 2, Townsend 2, Brooks 1, Dennison 1, McCullough 1, Munford 1, **BRONCOS 47.0, OPPONENTS 43.0**

PASSING	Att.	Comp.	Yds.	Comp.%	Yd./Att.	TD	TD%	Int	Int%	LG	Sack/Lost	Rating
Elway	416	223	3051	53.6	7.33	18	4.3	18	4.3	69	35/298	73.7
Kubiak	55	32	284	58.2	5.16	2	3.6	2	3.6	22	8/53	69.1
Humphrey	2	1	17	50.0	8.50	1	50.0	0	0.0	17t	0/0	118.8
Johnson	1	0	0	0.0	0.00	0	0.0	0	0.0	0	0/0	39.6
<b>BRONCOS</b>	<b>474</b>	<b>256</b>	<b>3352</b>	<b>54.0</b>	<b>7.07</b>	<b>21</b>	<b>4.4</b>	<b>20</b>	<b>4.2</b>	<b>69</b>	<b>43/351</b>	<b>73.7</b>
<b>OPPONENTS</b>	<b>504</b>	<b>268</b>	<b>3201</b>	<b>53.2</b>	<b>6.35</b>	<b>13</b>	<b>2.6</b>	<b>21</b>	<b>4.2</b>	<b>75t</b>	<b>47/374</b>	<b>64.1</b>

INTERCEPTIONS	No.	Yds.	Avg.	Long	TD
Braxton	6	103	17.2	34t	1
Henderson	3	58	19.3	25	0
Atwater	3	34	11.3	30	0
D. Smith	2	78	39.0	50	0
Robbins	2	18	9.0	18t	1
Munford	2	16	8.0	10	0
Corrington	1	8	8.0	8	0
Carrington	1	2	2.0	2	0
Dennison	1	1	1.0	1	0
<b>BRONCOS</b>	<b>21</b>	<b>318</b>	<b>15.1</b>	<b>50</b>	<b>2</b>
<b>OPPONENTS</b>	<b>20</b>	<b>194</b>	<b>9.7</b>	<b>32t</b>	<b>1</b>

PUNTING	No.	Yds.	Avg.	Net	TB	In20	Long	B
Horan	77	3111	40.4	34.3	5	24	63	0
Elway	1	34	34.0	14.0	1	0	34	0
Kubiak	2	43	21.5	21.5	0	1	29	0
<b>BRONCOS</b>	<b>80</b>	<b>3188</b>	<b>39.8</b>	<b>33.7</b>	<b>6</b>	<b>25</b>	<b>63</b>	<b>0</b>
<b>OPPONENTS</b>	<b>84</b>	<b>3440</b>	<b>41.0</b>	<b>35.0</b>	<b>8</b>	<b>18</b>	<b>64</b>	<b>0</b>

PUNT RETURNS	No.	FC	Yds.	Avg.	Long	TD
Bell	21	3	143	6.8	24	0
Johnson	12	6	118	9.8	34	0
Nattiel	9	0	77	8.6	38	0
Woods	2	0	6	3.0	11	0
Carrington	1	0	0	0.0	0	0
<b>BRONCOS</b>	<b>45</b>	<b>9</b>	<b>344</b>	<b>7.6</b>	<b>38</b>	<b>0</b>
<b>OPPONENTS</b>	<b>28</b>	<b>18</b>	<b>370</b>	<b>13.2</b>	<b>52</b>	<b>0</b>

KICKOFF RETURNS	No.	Yds.	Avg.	Long	TD
Bell	30	602	20.1	33	0
Carrington	6	152	25.3	68	0
Humphrey	4	86	21.5	29	0
Bratton	2	19	9.5	10	0
Woods	1	17	17.0	17	0
<b>BRONCOS</b>	<b>43</b>	<b>876</b>	<b>20.4</b>	<b>68</b>	<b>0</b>
<b>OPPONENTS</b>	<b>72</b>	<b>1256</b>	<b>17.4</b>	<b>36</b>	<b>0</b>

FIELD GOALS	1-19	20-29	30-39	40-49	50+
Treadwell	3/3	13/14	8/8	3/7	0/1
<b>OPPONENTS</b>	<b>0/0</b>	<b>3/3</b>	<b>5/6</b>	<b>7/14</b>	<b>2/4</b>

**TREADWELL:** (41G, 29G) (22G, 33G, 46G, 24G) (38G) (21G, 26G) (46G, 18G, 54N, 27G) ( ) (46N, 46N, 27N, 27G) (18G) (26G, 26G) (18G, 27G, 26G) ( ) (30G, 25G) (34G, 35G, 42N) ( ) (38G, 33G, 35G) (43N, 24G)

**OPPONENTS:** (41G, 54N, 23G) (43N) ( ) (47N, 36G, 48G, 24N, 48G) (39G) (49N, 55G) (40N) (41N) ( ) (39G, 42G) (38N, 32G) ( ) (37G, 46G, 26G) (47N) ( ) (52N, 22G, 41G, 53G, 45G)

## 1989 DEFENSIVE STATS

(based on coaches' film review)

	TT	UT	A	S-YDS	I-YDS	PD	FF	FR
1 Mecklenburg	143	83	60	7.5-79	0-0	3	2	4
2 Atwater	129	86	43	0-0	3-34	10	0	1
3 Brooks	123	66	57	1-9	0-0	2	1	2
4 Braxton	111	77	34	0-0	6-103	14	2	2
5 Dennison	106	45	61	1-6	1-1	1	2	1
6 Fletcher	105	61	44	12-79	0-0	2	3	1
7 Munford	98	54	44	1-5	2-16	2	0	1
8 Smith	82	47	35	0-0	2-78	11	6	3
9 Henderson	76	47	29	0-0	3-58	13	0	0
10 Kragen	72	43	29	2-13	0-0	2	0	4
11 Carreker	65	36	29	5.5-34	0-0	1	3	0
12 Holmes	48	32	16	9-87	0-0	4	2	0
13 Townsend	40	26	14	2-13	0-0	0	2	2
14 Robbins	37	25	12	0-0	2-18	8	0	1
15 Corrington	26	17	9	0-0	1-8	5	1	0
16 Curtis	23	12	11	0-0	0-0	0	0	0
17 Powers	19	7	12	3-30	0-0	0	1	0
18 Haynes	18	13	5	0-0	0-0	3	0	0
19 Carrington	16	11	5	0-0	1-2	1	0	0
20 Lucas	6	5	1	2-22	0-0	1	0	0
21 Klosterman	3	1	2	0-0	0-0	0	0	0
22 McCullough	2	2	0	1-0	0-0	0	0	0
Henke	2	0	2	0-0	0-0	0	0	0
<b>TOTALS</b>	<b>1,350</b>	<b>796</b>	<b>554</b>	<b>47-377</b>	<b>21-318</b>	<b>83</b>	<b>25</b>	<b>22</b>

## 1989 GAMES STARTED

OFFENSE		DEFENSE	
QB Elway, John	15	DE Carreker, Alphonso	16
QB Kubiak, Gary	1	DE Holmes, Ron	8
RB Humphrey, Bobby	12	DE Powers, Warren	1
RB Sewell, Steve	3	DE Townsend, Andre	10
RB Wilder, Sammy	2	NT Kragen, Greg	14
FB Alexander, Jeff	6	LB Brooks, Michael	16
FB Bratton, Melvin	3	LB Dennison, Rick	12
FB Kelly, Pat	1	LB Fletcher, Simon	16
WR Jackson, Mark	16	LB Mecklenburg, Karl	15
WR Johnson, Vance	16	LB Munford, Marc	5
TE Kay, Clarence	16	CB Braxton, Tyrone	16
TE Mobley, Orson	5	CB Henderson, Wymon	15
C Kartz, Keith	16	S Atwater, Steve	16
T Lanier, Ken	16	S Robbins, Randy	2
T Perry, Gerald	15	S Smith, Dennis	14
G Bishop, Keith	7		
G Juriga, Jim	16		
G Widell, Doug	10		

## 1989 COACHES

Dan Reeves (Head Coach), Marvin Bass (Special Assistant), Barney Chavous (Asst. Strength and Conditioning), Mo Forte (Running Backs), Chan Gailey (Offensive Coordinator/Wide Receivers), George Henshaw (Offensive Line), Earl Leggett (Defensive Line), Pete Mangurian (Tight Ends/Asst. Offensive Line), Al Miller (Strength/Conditioning), Mike Nolan (Linebackers), Wade Phillips (Defensive Coordinator), Harold Richardson (Special Teams), Charlie Waters (Defensive Backs).

## 1989 LEADERS / RANKINGS

INDIVIDUAL	PLAYER	NO.	AFC RANK	NFL RANK	NFL LEADER	NO.
Points	Treadwell	120	1	3t	Cofer (SF)	138
Rushing Yards	Humphrey	1,151	5	8	Okoye (KC)	1,480
Passing Yards	Elway	3,051	8	16	Majkowski (GB)	4,318
Passer Rating	Elway	73.7	9	17	Montana (SF)	112.4
Receiving Yards	Johnson	1,095	5	15	Rice (SF)	1,483
Receptions	Johnson	76	9	17	Sharpe (GB)	90
Interceptions	Braxton	6	5t	7t	Wright (CLE)	9
Sacks	Fletcher	12	4	11	Doleman (MIN)	21
OFFENSE		NO.	AFC RANK	NFL RANK	NFL LEADER	NO.
Points Per Game		22.6	4	7t	San Francisco	27.6
Total Yards Per Game		318.3	7	15	San Francisco	391.8
Yards Per Play		4.8	11t	19t	San Francisco	6.1
Rushing Yards Per Game		130.8	4	6	Cincinnati	155.2
Net Passing Yards Per Game		187.6	11	23	Washington	271.8
DEFENSE		NO.	AFC RANK	NFL RANK	NFL LEADER	NO.
Points Per Game		14.1	1	1	Denver	14.1
Total Yards Per Game		275.5	2	3	Minnesota	261.5
Yards Per Play		4.5	1t	2t	Minnesota	4.1
Rushing Yards Per Game		98.8	1	6	New Orleans	82.9
Net Passing Yards Per Game		176.7	2	3	Kansas City	176.3

## 1989 KEY AWARDS

Pro Bowl (5): QB John Elway, DT Greg Kragen, LB Karl Mecklenburg, S Dennis Smith, K David Treadwell. AP All-Pro (2): LB Karl Mecklenburg (first team), S Dennis Smith (second team). NFLPA Offensive Rookie of the Year: RB Bobby Humphrey. Football Digest NFL Defensive Rookie of the Year: S Steve Atwater.

## 1989 NFL STANDINGS

### AFC EAST

Team	W	L	T	Pct	PF	PA
y-Buffalo	9	7	0	.563	409	317
Indianapolis	8	8	0	.500	298	301
Miami	8	8	0	.500	331	379
New England	5	11	0	.313	297	391
New York Jets	4	12	0	.250	253	411

### AFC CENTRAL

Team	W	L	T	Pct	PF	PA
y-Cleveland	9	6	1	.594	334	254
x-Houston	9	7	0	.563	365	412
x-Pittsburgh	9	7	0	.563	265	326
Cincinnati	8	8	0	.500	404	285

### AFC WEST

Team	W	L	T	Pct	PF	PA
*y-Denver	11	5	0	.688	362	226
Kansas City	8	7	1	.531	318	286
L.A. Raiders	8	8	0	.500	315	297
Seattle	7	9	0	.438	241	327
San Diego	6	10	0	.375	266	290

### NFC EAST

Team	W	L	T	Pct	PF	PA
y-New York Giants	12	4	0	.750	348	252
x-Philadelphia	11	5	0	.688	342	274
Washington	10	6	0	.625	386	308
Phoenix	5	11	0	.313	258	377
Dallas	1	15	0	.063	204	393

### NFC CENTRAL

Team	W	L	T	Pct	PF	PA
y-Minnesota	10	6	0	.625	351	275
Green Bay	10	6	0	.625	362	356
Detroit	7	9	0	.438	312	364
Chicago	6	10	0	.375	358	377
Tampa Bay	5	11	0	.313	320	419

### NFC WEST

Team	W	L	T	Pct	PF	PA
*y-San Francisco	14	2	0	.875	442	253
x-L.A. Rams	11	5	0	.688	426	344
New Orleans	9	7	0	.563	386	301
Atlanta	3	13	0	.188	279	437

x - Wild Card Qualifier; y - Division Title; \* - Home-field Advantage

## WILD CARD PLAYOFF GAMES

12/31 - Pittsburgh 26, at Houston 23 (OT)  
12/31 - L.A. Rams 21, at Philadelphia 7

## DIVISIONAL PLAYOFF GAMES

1/6 - at Cleveland 34, Buffalo 30  
1/6 - at San Francisco 41, Minnesota 13  
1/7 - at Denver 24, Pittsburgh 23  
1/7 - L.A. Rams 19, at New York Giants 13 (OT)

## CONFERENCE CHAMPIONSHIPS

1/14 - at Denver 37, Cleveland 21  
1/14 - at San Francisco 30, L.A. Rams 3

## SUPER BOWL XXIV (NEW ORLEANS)

1/28 - San Francisco 55, Denver 10



# 1988 FINAL STATISTICS (8-8)

Head Coach: Dan Reeves    AFC West: 2nd    Home Stadium: Mile High Stadium

Date	W-L	Score	Opponent	Attendance	RUSHING	No.	Yds.	Avg.	Long	TD
Sept 4	14-21		Seattle	75,986	Dorsett	181	703	3.9	28	5
Sept 11	W	34-3	San Diego	75,359	Winder	149	543	3.6	35	4
Sept 18	L	13-20	at Kansas City	63,288	Elway	54	234	4.3	26	1
Sept 26	L	27-30	L.A. Raiders (OT)	75,964	Sewell	32	135	4.2	26	1
Oct 2	W	12-0	at San Diego	55,763	Kubiak	17	65	3.8	13	0
Oct 9	W	16-13	at San Francisco (OT)	61,711	Nattiel	5	51	10.2	29	0
Oct 16	W	30-14	Atlanta	75,287	Willhite	13	39	3.0	7	2
Oct 23	L	21-39	at Pittsburgh	49,811	Bell	9	36	4.0	6	0
Oct 31	L	23-55	at Indianapolis	60,544	Jackson	1	5	5.0	5	0
Nov 6	W	17-11	Kansas City	74,227	J. Johnson	1	3	3.0	3	0
Nov 13	W	30-7	Cleveland	75,806	V. Johnson	1	1	1.0	1	0
Nov 20	L	0-42	at New Orleans	68,075	Thomas	1	0	0.0	0	0
Nov 27	W	35-24	L.A. Rams	74,141	<b>BRONCOS</b>	<b>464</b>	<b>1815</b>	<b>3.9</b>	<b>35</b>	<b>13</b>
Dec 4	L	20-21	at L.A. Raiders	65,561	<b>OPPONENTS</b>	<b>552</b>	<b>2538</b>	<b>4.6</b>	<b>64</b>	<b>21</b>
Dec 11	L	14-42	at Seattle	62,838	<b>RECEIVING</b>	<b>No.</b>	<b>Yds.</b>	<b>Avg.</b>	<b>Long</b>	<b>TD</b>
Dec 17	W	21-10	New England	70,910	V. Johnson	68	896	13.2	86	5

TEAM STATISTICS	Den	Opp
TOTAL FIRST DOWNS	338	316
Rushing	106	140
Passing	196	161
Penalty	36	15
3RD DOWN: MADE/ATT	85/210	81/214
3rd Down Pct.	40.5	37.9
4TH DOWN: MADE/ATT	4/13	9/18
4th Down Pct.	30.8	50.0
TOTAL NET YARDS	5506	5471
Avg. Per Game	344.1	341.9
Total Plays	1077	1055
Avg. Per Play	5.1	5.2
NET YARDS RUSHING	1815	2538
Avg. Per Game	113.4	158.6
Total Rushes	464	552
Avg. Per Rush	3.9	4.6
NET YARDS PASSING	3691	2933
Avg. Per Game	230.7	183.3
Sacked/Yards Lost	32/250	36/235
Gross Yards	3941	3168
Att./Completions	581/324	467/262
Completion Pct.	55.8	56.1
Had Intercepted	22	16
Avg. Per Pass Play	6.0	5.8
PUNTS/AVERAGE	68/43.8	84/43.4
NET PUNTING AVG	37.9	36.3
TOTAL RETURN YARDAGE	1842	1673
Punt Returns/Average	53/8.5	33/11.0
Kickoff Returns/Average	58/20.7	52/19.9
Intercept. Ret./Average	16/12.5	22/15.6
PENALTIES/YARDS	84/717	116/956
FUMBLES/BALL LOST	34/12	23/13
TOUCHDOWNS		
Rushing	13	21
Passing	24	18
Returns	0	2
Extra Points Made/Attempts	36/37	41/41
Field Goals Made/Attempts	23/26	21/27
TOTAL POINTS	327	352

SCORE BY PERIODS	1	2	3	4	OT	Total
<b>BRONCOS</b>	43	127	64	90	3	327
<b>OPPONENTS</b>	85	112	96	56	3	352

SCORING	TD	Ru	Pa	Rt	PAT	FG	S	PTS
Karlis	0	0	0	0	36/37	23/36	0	105
Sewell	6	1	5	0	0/0	0/0	0	36
Jackson	6	0	6	0	0/0	0/0	0	36
Dorsett	5	5	0	0	0/0	0/0	0	30
Winder	5	4	1	0	0/0	0/0	0	30
V. Johnson	5	0	5	0	0/0	0/0	0	30
Kay	4	0	4	0	0/0	0/0	0	24
Willhite	2	2	0	0	0/0	0/0	0	12
Mobley	2	0	2	0	0/0	0/0	0	12
Elway	1	1	0	0	0/0	0/0	0	6
Nattiel	1	0	1	0	0/0	0/0	0	6
<b>BRONCOS</b>	<b>37</b>	<b>13</b>	<b>24</b>	<b>2</b>	<b>36/37</b>	<b>23/36</b>	<b>0</b>	<b>327</b>
<b>OPPONENTS</b>	<b>41</b>	<b>21</b>	<b>18</b>	<b>2</b>	<b>41/41</b>	<b>21/27</b>	<b>1</b>	<b>352</b>

INTERCEPTIONS	No.	Yds.	Avg.	Long	TD
Harden	4	36	9.0	34	0
Castille	3	51	17.0	33	0
Robbins	2	66	33.0	39	0
Braxton	2	6	3.0	6	0
Dennison	1	29	29.0	29	0
Wilson	1	7	7.0	7	0
Fletcher	1	4	4.0	4	0
Bowyer	1	1	1.0	1	0
Haynes	1	0	0.0	0	0
<b>BRONCOS</b>	<b>16</b>	<b>200</b>	<b>12.5</b>	<b>39</b>	<b>0</b>
<b>OPPONENTS</b>	<b>22</b>	<b>344</b>	<b>15.6</b>	<b>86</b>	<b>1</b>

PUNTING	No.	Yds.	Avg.	TB	In20	Long	B
Horan	65	2861	44.0	2	19	70	—
Elway	3	117	39.0	0	2	40	—
<b>BRONCOS</b>	<b>68</b>	<b>2978</b>	<b>43.8</b>	<b>2</b>	<b>21</b>	<b>70</b>	<b>0</b>
<b>OPPONENTS</b>	<b>84</b>	<b>3643</b>	<b>43.4</b>	<b>7</b>	<b>20</b>	<b>68</b>	<b>1</b>

PUNT RETURNS	No.	FC	Yds.	Avg.	Long	TD
Nattiel	22	0	218	9.9	24	0
Clark	13	0	115	8.8	16	0
Willhite	13	2	90	6.9	12	0
Harden	2	2	14	7.0	14	0
Massey	1	0	5	5.0	5	0
J. Johnson	1	0	5	5.0	5	0
Bell	1	0	4	4.0	4	0
V. Johnson	0	1	0	0.0	0	0
<b>BRONCOS</b>	<b>53</b>	<b>5</b>	<b>451</b>	<b>8.5</b>	<b>24</b>	<b>0</b>
<b>OPPONENTS</b>	<b>33</b>	<b>4</b>	<b>364</b>	<b>11.0</b>	<b>66</b>	<b>1</b>

KICKOFF RETURNS	No.	Yds.	Avg.	Long	TD
Bell	36	762	21.2	38	0
J. Johnson	14	292	20.9	34	0
Nattiel	6	124	20.7	25	0
Winder	1	11	11.0	11	0
Harden	1	9	9.0	9	0
<b>BRONCOS</b>	<b>58</b>	<b>1198</b>	<b>20.7</b>	<b>38</b>	<b>0</b>
<b>OPPONENTS</b>	<b>52</b>	<b>1,035</b>	<b>19.9</b>	<b>40</b>	<b>0</b>

FIELD GOAL BREAKDOWN							
Distance	1-19	20-29	30-39	40-49	50+	Total	
Karlis	1/1	9/10	6/13	5/8	2/4	23/36	
OPPONENTS	0/0	9/10	9/12	2/4	1/1	21/27	

**KARLIS:** ( ) (51,38G) (23G,42G) (39G,25G) (30G), 43G,37N,30G,32G,28G,21N) (27G,27G,34N, 22G) (35N,47G,41G,50G) (47N) (27G) (42G) (18G,22G,32G,42N,36N) (35N,50N) (46N) (29G, 36G) (52N,37N) ( )

**SACKS:** Fletcher 9, Townsend 5.5, Jones 5, Ryan 3.5, Kragen 2.5, Robbins 2, Wilson 2, Mecklenburg 1, D. Smith 1, Gilbert 1, Haynes 1, Bowyer 1, Braxton 1, Dennison 0.5, **TOTAL 36.0**

PASSING	Att.	Comp.	Yds.	Comp. %	Yd./Att.	TD	TD %	Int	Int %	LG	Sack/Lost	Rtg.
Elway	496	274	3309	55.2	6.67	17	3.4	19	3.8	86	30/237	71.3
Kubiak	69	43	497	62.3	7.20	5	7.2	3	4.3	68t	2/13	90.1
Karcher	12	6	128	50.0	10.67	1	8.3	0	0.0	74t	0/0	115.8
Dorsett	2	1	7	50.0	3.50	1	50.0	0	0.0	7t	0/0	97.8
Sewell	1	0	0	0.0	0.00	0	0.0	0	0.0	0	0/0	39.5
Nattiel	1	0	0	0.0	0.00	0	0.0	0	0.0	0	0/0	39.5
<b>BRONCOS</b>	<b>581</b>	<b>324</b>	<b>3941</b>	<b>55.8</b>	<b>6.78</b>	<b>24</b>	<b>4.1</b>	<b>22</b>	<b>3.8</b>	<b>86</b>	<b>32/250</b>	<b>74.6</b>
<b>OPPONENTS</b>	<b>467</b>	<b>262</b>	<b>3168</b>	<b>56.1</b>	<b>6.78</b>	<b>18</b>	<b>3.9</b>	<b>16</b>	<b>3.4</b>	<b>55</b>	<b>36/235</b>	<b>75.8</b>

## 1988 DEFENSIVE STATS

(based on coaches' film review)

	TT	UT	A	S-YDS	I-YDS	PD	FF	FR
1 Kragen	140	101	39	2.5-21	0-0	4	0	1
2 Dennison	133	86	47	0.5-1	1-29	2	1	2
3 Harden	132	93	39	0-0	4-36	10	0	0
4 Ryan	130	87	43	3.5-13	0-0	1	1	2
5 Fletcher	115	79	36	9-43	1-4	6	1	1
6 Townsend	113	64	49	5-35	0-0	2	0	1
7 Smith	106	83	23	1-7	0-0	3	2	3
8 Mecklenburg	102	78	24	1.5-8	0-0	1	0	0
9 Haynes	84	71	13	1-6	1-0	8	1	0
10 Bowyer	82	50	32	1-4	1-1	2	3	0
11 Robbins	76	67	9	2-19	2-66	6	0	1
12 Jones	67	35	32	5-37	0-0	1	1	0
13 Castille	61	57	4	0-0	3-51	9	0	0
14 Brooks	49	39	10	0-0	0-0	1	0	1
15 Gilbert	42	30	12	1-11	0-0	2	0	0
16 Braxton	39	28	11	1-7	2-6	5	0	0
17 Wilson	37	29	8	2-12	1-7	4	0	2
18 Klostermann	27	17	10	0-0	0-0	1	0	0
19 Knight	15	11	4	0-0	0-0	0	0	0
20 Guidry	5	3	2	0-0	0-0	1	0	0
21 Plummer	3	3	0	0-0	0-0	0	0	0
22 Lucas	1	1	0	0-0	0-0	0	0	0
23 S. Bryan	0	0	0	0-0	0-0	0	0	1
<b>TOTALS</b>	<b>1,559</b>	<b>1,112</b>	<b>447</b>	<b>36-224</b>	<b>16-200</b>	<b>69</b>	<b>10</b>	<b>15</b>

## 1988 GAMES STARTED

### OFFENSE

QB Elway, John	15
QB Kubiak, Gary	1
RB Dorsett, Tony	12
RB Sewell, Steve	3
RB Willhite, Gerald	1
RB Winder, Sammy	12
WR Jackson, Mark	14
WR Johnson, Vance	13
WR Nattiel, Ricky	11
TE Kay, Clarence	14
TE Mobley, Orson	10
C Bryan, Billy	16
T Juriga, Jim	15
T Lanier, Ken	16
T Studdard, Dave	4
G Bishop, Keith	10
G Humphries, Stephen	1
G Kartz, Keith	12
G Perry, Gerald	6

### DEFENSE

DE Bowyer, Walt	10
DE Gilbert, Freddie	6
DE Townsend, Andre	16
NT Kragen, Greg	16
LB Brooks, Michael	4
LB Dennison, Rick	16
LB Fletcher, Simon	16
LB Klostermann, Bruce	4
LB Mecklenburg, Karl	10
LB Ryan, Jim	14
CB Castille, Jeremiah	15
CB Haynes, Mark	15
CB Wilson, Steve	2
S Harden, Mike	16
S Robbins, Randy	6
S Smith, Dennis	10

## 1988 COACHES

**Dan Reeves** (Head Coach), **Marvin Bass** (Special Assistant), **Rubin Carler** (Asst. Defensive Line), **Joe Collier** (Asst. Head Coach/Defense), **Mo Forte** (Running Backs), **Chan Gailey** (Quarterbacks), **George Henshaw** (Offensive Line), **Stan Jones** (Defensive Line), **Larry Kennan** (Wide Receivers), **Pete Mangurian** (Tight Ends/Asst. Offensive Line), **Al Miller** (Strength/Conditioning), **Myrel Moore** (Linebackers), **Mike Nolan** (Spec. Team/Asst. LBs), **Charlie Waters** (Spec. Teams/Asst. Defensive Backs), **Charlie West** (Defensive Backs).

## 1988 LEADERS / RANKINGS

INDIVIDUAL	PLAYER	NO.	AFC RANK	NFL RANK	NFL LEADER	NO.
Points	Karlis	105	61	101	Norwood (BUF)	129
Rushing Yards	Dorsett	703	13	22	Dickerson (IND)	1,659
Passing Yards	Elway	3,309	4	8	Marino (MIA)	4,434
Passer Rating	Elway	71.4	9	18	Esiason (CIN)	97.4
Receiving Yards	V. Johnson	896	9	15k	Ellard (LAR)	1,414
Receptions	V. Johnson	68	6	15k	Toon (NYJ)	93
Interceptions	Harden	4	111	23k	Case (ATL)	10
Sacks	Fletcher	19	61	171	White (PHI)	18
<b>OFFENSE</b>						
Points Per Game		20.4	8	15	Cincinnati	28.0
Total Yards Per Game		344.1	3	8	Cincinnati	378.6
Yards Per Play		5.1	51	111	Cincinnati	6.2
Rushing Yards Per Game		113.4	11	19	Cincinnati	169.4
Net Passing Yards Per Game		230.7	2	6	Miami	284.8
<b>DEFENSE</b>						
Points Per Game		22.0	9	20	Chicago	13.4
Total Yards Per Game		341.9	10	22	Chicago	272.5
Yards Per Play		5.2	91	181	Minnesota	4.3
Rushing Yards Per Game		158.6	13	27	Chicago	82.9
Net Passing Yards Per Game		183.3	5	7	Kansas City	161.9

## 1988 KEY AWARDS

**Pro Bowl (1):** P Mike Horan. **AP All-Pro (1):** P Mike Horan (first team).

## 1988 NFL STANDINGS

### AFC EAST

Team	W	L	T	Pct	PF	PA
y-Buffalo	12	4	0	.750	329	237
Indianapolis	9	7	0	.563	354	315
New England	9	7	0	.563	250	284
New York Jets	8	7	1	.531	372	354
Miami	6	10	0	.375	319	380

### AFC CENTRAL

Team	W	L	T	Pct	PF	PA
*y-Cincinnati	12	4	0	.750	448	329
x-Cleveland	10	6	0	.625	304	288
x-Houston	10	6	0	.625	424	365
Pittsburgh	5	11	0	.313	336	421

### AFC WEST

Team	W	L	T	Pct	PF	PA
y-Seattle	9	7	0	.563	339	329
<b>Denver</b>	<b>8</b>	<b>8</b>	<b>0</b>	<b>.500</b>	<b>327</b>	<b>352</b>
L.A. Raiders	7	9	0	.438	325	369
San Diego	6	10	0	.375	231	332
Kansas City	4	11	1	.281	254	320

### NFC EAST

Team	W	L	T	Pct	PF	PA
y-Philadelphia	10	6	0	.625	379	319
New York Giants	10	6	0	.625	359	304
Washington	7	9	0	.438	345	387
Phoenix	7	9	0	.438	344	398
Dallas	3	13	0	.188	265	381

### NFC CENTRAL

Team	W	L	T	Pct	PF	PA
*y-Chicago	12	4	0	.750	312	215
x-Minnesota	11	5	0	.688	406	233
Tampa Bay	5	11	0	.313	261	350
Detroit	4	12	0	.250	220	313
Green Bay	4	12	0	.250	240	315

### NFC WEST

Team	W	L	T	Pct	PF	PA
y-San Francisco	10	6	0	.625	369	294
x-L.A. Rams	10	6	0	.625	407	293
New Orleans	10	6	0	.625	312	283
Atlanta	5	11	0	.313	244	315

x - Wild Card Qualifier; y - Division Title; \* - Home-field Advantage

## WILD CARD PLAYOFF GAMES

12/26 - Houston 24, at Cleveland 23  
12/26 - at Minnesota 28, L.A. Rams 17

## DIVISIONAL PLAYOFF GAMES

12/31 - at Cincinnati 21, Seattle 13  
12/31 - at Chicago 20, Philadelphia 12  
1/1 - at Buffalo 17, Houston 10  
1/1 - at San Francisco 34, Minnesota 9

## CONFERENCE CHAMPIONSHIPS

1/8 - at Cincinnati 21, Buffalo 10  
1/8 - San Francisco 28, at Chicago 3

## SUPER BOWL XXIII (MIAMI)

1/22 - San Francisco 20, Cincinnati 16



# 1987 FINAL STATISTICS (10-4-1)

Head Coach: Dan Reeves    AFC West: 1st    Home Stadium: Mile High Stadium

Date	W-L	Score	Opponent	Attendance	RUSHING	No.	Yds.	Avg.	Long	TD
Sept 13	W	40-17	Seattle	75,999	Winder	196	741	3.8	19	6
Sept 20	T	17-17	at Green Bay (OT)	67,500	Elway	66	304	4.6	29	4
Sept 28	Canceled		at Cleveland		Lang	89	303	3.4	28	2
Oct 4	L	10-40	*Houston	38,494	Dudek	35	154	4.4	16	2
Oct 12	W	30-14	*L.A. Raiders	61,230	Willhite	26	141	5.4	29	0
Oct 18	W	26-17	*at Kansas City	20,286	Poole	28	126	4.5	15	1
Oct 26	L	27-34	at Minnesota	51,011	Sewell	19	83	4.4	17	2
Nov 1	W	34-0	Detroit	75,172	Caldwell	16	53	3.3	7	0
Nov 8	L	14-21	at Buffalo	63,698	Bell	13	43	3.3	11	0
Nov 16	W	31-29	Chicago	75,783	Nattiel	2	13	6.5	10	0
Nov 22	W	23-17	at L.A. Raiders	61,318	Micho	4	8	2.0	5	0
Nov 29	W	31-17	at San Diego	61,880	Boddie	3	7	2.3	4	1
Dec 6	W	31-20	New England	75,795	Karcher	9	3	0.3	8	0
Dec 13	L	21-28	at Seattle	61,759	Kubiak	1	3	3.0	3	0
Dec 19	W	20-17	Kansas City	75,053	May	2	-4	-2.0	-2	0
Dec 27	W	24-0	San Diego	37,500	V. Johnson	1	3	-8.0	-8	0

\*Replacement Games

TEAM STATISTICS	Den	Opp	RECEIVING	No.	Yds.	Avg.	Long	TD
-----------------	-----	-----	-----------	-----	------	------	------	----

TEAM STATISTICS			Den	Opp	RECEIVING	No.	Yds.	Avg.	Long	TD		
TOTAL FIRST DOWNS			331	277	V. Johnson	42	684	16.3	59t	7		
Rushing			132	103	Nattiel	31	630	20.3	54	2		
Passing			173	148	Kay	31	440	14.2	30	0		
Penalty			26	26	M. Jackson	26	436	16.8	52	2		
3RD DOWN: MADE/ATT			106/224	64/183	Micho	25	242	9.7	26t	2		
3rd Down Pct.			47.3	35.0	Lang	17	130	7.6	29	2		
4TH DOWN: MADE/ATT			6/13	5/12	Mobley	16	228	14.3	28	1		
4th Down Pct.			46.2	41.7	Winder	14	74	5.3	13	1		
TOTAL NET YARDS			5624	4813	Massie	13	244	18.8	39t	4		
Avg. Per Game			374.9	320.9	Sewell	23	209	16.1	72t	1		
Total Plays			1070	941	Watson	11	167	15.2	49	1		
Avg. Per Play			5.3	5.1	Boddie	9	85	9.4	26	0		
NET YARDS RUSHING			1970	2017	Willhite	9	25	2.8	6	0		
Avg. Per Game			131.3	134.5	Dudek	7	41	5.9	19	0		
Total Rushes			510	454	Swanson	6	87	14.5	35t	1		
Avg. Per Rush			3.9	4.4	Andrews	4	53	13.3	20	0		
NET YARDS PASSING			3654	2796	Brown	4	40	10.0	18	0		
Avg. Per Game			243.6	186.4	Caldwell	4	34	8.5	14	0		
Sacked/Yards Lost			30/220	31/244	Poole	1	9	9.0	9	0		
Gross Yards			3874	3040	Bell	1	8	8.0	8	0		
Att./Completions			530/285	456/261	Payne	1	8	8.0	8	0		
Completion Pct.			53.8	57.2	BRONCOS	285	3874	13.6	72t	24		
Had Intercepted			19	28	OPPONENTS	261	3040	11.6	51t	15		
Avg. Per Pass Play			6.9	6.1	INTERCEPTIONS	No.	Yds.	Avg.	Long	TD		
PUNTS/AVERAGE			65/39.9	75/42.1	Harden	4	85	21.3	32	0		
NET PUNTING AVG			31.6	33.5	Clark	3	105	35.0	50	0		
TOTAL RETURN YARDAGE			1841	1954	Haynes	3	39	13.0	25	1		
Punt Returns/Average			48/10.1	34/12.5	Lilly	3	29	9.7	24	0		
Kickoff Retns./Average			46/20.7	61/19.1	Mecklenburg	3	23	7.7	16	0		
Intercept. Ret./Average			28/14.4	19/19.1	Robbins	3	9	3.0	9	0		
PENALTIES/YARDS			95/812	96/785	Ryan	3	7	2.3	5	0		
FUMBLES/BALL LOST			29/17	35/19	Hunley	2	64	32.0	52t	1		
TOUCHDOWNS			45	36	D. Smith	2	21	10.5	15	0		
Rushing			18	16	Lucas	1	11	11.0	11	0		
Passing			24	15	Dennison	1	10	10.0	10	0		
Returns			3	4	BRONCOS	28	403	14.4	52t	2		
Extra Points Made/Attempts			44/45	32/35	OPPONENTS	19	362	19.1	101t	2		
Field Goals Made/Attempts			21/29	14/21	PUNTING	No.	Yds.	Avg.	TB	In20	Long	B
TOTAL POINTS			379	288	Giacommaro	18	757	42.1	1	4	50	0
					Horan	44	1807	41.1	5	11	61	2
					Elway	1	31	31.0	0	1	31	

SCORE BY PERIODS	1	2	3	4	OT	Total
------------------	---	---	---	---	----	-------

BRONCOS	92	70	110	79	98	0	379
---------	----	----	-----	----	----	---	-----

OPPONENTS	70	110	64	44	0	288
-----------	----	-----	----	----	---	-----

Karris	0	0	0	0	37/37	18/25	0	91						
V. Johnson	7	0	7	0	0/0	0/0	0	42	PUNT RETURNS					
Winder	7	6	1	0	0/0	0/0	0	42	No.	Yds.	Avg.	Long	TD	
Elway	4	4	0	0	0/0	0/0	0	24	18	1	233	12.9	71	1
Lang	4	2	2	0	0/0	0/0	0	24	12	1	73	6	14	0
Massie	4	0	4	0	0/0	0/0	0	24	9	1	132	14.8	33	0
Sewell	3	2	1	0	0/0	0/0	0	18	4	1	22	5.5	9	0
Clendennen	0	0	0	0	7/7	3/4	0	16	2	0	11	5.5	7	0
Dudek	2	2	0	0	0/0	0/0	0	12	2	0	6	3.0	4	0
M. Jackson	2	0	2	0	0/0	0/0	0	12	1	0	9	9.0	9	0
Micho	2	0	2	0	0/0	0/0	0	12	48	4	486	10.1	71	1
Nattiel	2	0	2	0	0/0	0/0	0	12	34	7	424	12.5	85	2
Boddie	1	1	0	0	0/0	0/0	0	6	BRONCOS OPPONENTS					
Clark	1	0	1	0	0/0	0/0	0	6	No.	Yds.	Avg.	Long	TD	
Haynes	1	0	0	1	0/0	0/0	0	6	15	323	21.5	50	0	
Hunley	1	0	0	1	0/0	0/0	0	6	9	234	26.0	50	0	
Mobley	1	0	1	0	0/0	0/0	0	6	7	140	20.0	34	0	
Poole	1	1	0	0	0/0	0/0	0	6	4	78	19.5	25	0	
Swanson	1	0	1	0	0/0	0/0	0	6	4	48	19.5	25	0	
Watson	1	0	1	0	0/0	0/0	0	6	3	57	19.0	28	0	
Ryan	0	0	0	0	0/0	0/0	0	1	2	33	16.5	25	0	
BRONCOS	45	18	24	3	44/45	21/29	1	379	2	9	4.5	9	0	
OPPONENTS	35	16	15	4	32/35	14/21	2	288	46	952	20.7	50	0	
									61	1168	19.1	50	0	
									FIELD GOAL BREAKDOWN					

SACKS: Jones 7, Mecklenburg 7, Fletcher 4, Kragen 2, Lucas 2, Ryan 1.5, Tupper 1.5, Brooks 1, Hunley 1, Robbins 1, Townsend 1, Wilson 1, Bowyer 0.5, Woodard 0.5. <b>TOTAL 31.0</b>	Distance	1-19	20-29	30-39	40-49	50+	Total
	Karlis	0/0	9/9	4/6	4/7	1/3	18/25
	Clendenen	0/0	1/1	2/2	0/1	0/0	3/4
	BRONCOS	0/0	10/10	6/8	4/8	1/3	21/29

FIELD GOAL BREAKDOWN	1-19	20-29	30-39	40-49	50+	Total
----------------------	------	-------	-------	-------	-----	-------

Karris	0/0	9/9	4/6	4/7	1/3	18/25
--------	-----	-----	-----	-----	-----	-------

Clendennen	1/1	0/0	0/0	0/0	0/0	3/4
------------	-----	-----	-----	-----	-----	-----

BRONCOS	0/0	10/10	6/6	4/8	1/3	21/29
---------	-----	-------	-----	-----	-----	-------

OPPONENTS	0/0	4/5	7/8	3/8	0/0	14/21
-----------	-----	-----	-----	-----	-----	-------

PASSING	Att.	Comp.	Yds.	Comp. %	Yd./Att.	TD	TD%	Int	Int%	LG	Sack/Lost	Rtg.
Elway	410	224	3198	54.6	7.80	19	4.6	12	2.9	72t	20/138	83.4
Karcher	102	56	628	54.9	6.16	5	4.9	4	3.9	49	5/45	73.5
Kubiak	7	3	25	42.9	3.57	0	0.0	2	28.6	17	2/14	13.1
May	5	0	0	0.0	0.00	0	0.0	1	20.0	0	1/0	0.0
McGuire	3	2	23	66.7	7.67	0	0.0	0	0.0	13	0/0	89.6
V. Johnson	1	0	0	0.0	0.00	0	0.0	0	0.0	0	0/0	39.6
Lang	1	0	0	0.0	0.00	0	0.0	0	0.0	0	1/7	39.6
Willhite	1	0	0	0.0	0.00	0	0.0	0	0.0	0	0/0	39.6
Sewell	0	0	0	0.0	0.00	0	0.0	0	0.0	0	0/0	0.0
BRONCOS	530	285	3874	53.8	7.31	24	4.5	19	3.6	72t	30/220	77.5
OPPONENTS	456	261	3040	57.2	6.67	15	3.3	28	6.1	51t	31/224	62.9

## 1987 DEFENSIVE STATS

(based on coaches' film review)

	TT	UT	A	S-YDS	I-YDS	PD	FF	FR
1 Ryan	125	96	29	15-7	3-7	2	0	1
2 Humley	104	67	37	1-3	2-64	4	1	0
3 Mecklenburg	97	81	16	7-47	3-23	4	2	1
4 Lilly	95	64	31	0-0	3-29	3	1	2
5 R. Jones	88	45	43	7-59	0-0	2	0	0
6 Harden	87	63	24	0-0	4-85	8	1	0
7 Kragen	78	48	30	2-3	0-0	1	0	0
8 Fletcher	70	49	21	4-30	0-0	0	0	1
9 Bowyer	61	41	20	0-5-1	0-0	2	0	0
10 Townsend	57	42	15	1-9	0-0	0	0	0
11 Robbins	51	45	6	1-14	3-9	5	0	0
12 Winn	40	28	12	0-0	0-0	1	1	1
13 Castille	38	35	3	0-0	0-0	1	0	0
14 Wilson	36	32	4	1-8	0-0	1	0	0
15 D. Smith	35	25	10	0-0	2-21	2	0	2
16 Dennison	30	22	8	0-0	1-10	3	1	0
17 Clark	28	15	13	0-0	3-105	3	0	0
18 Joiner	26	15	11	0-0	0-0	1	0	0
19 Tupper	22	18	4	1-5-0	0-0	0	0	0
20 E. Johnson	21	14	7	0-0	0-0	1	0	0
21 S. Bryan	20	14	6	0-0	0-0	0	0	0
R. Jackson	20	14	6	0-0	0-0	0	0	0
23 Lucas	15	11	4	2-18	1-11	1	0	1
24 Gilbert	14	6	8	0-0	0-0	1	1	1
25 Fitzhugh	12	11	1	0-0	0-0	1	0	0
26 Dodge	11	9	2	0-0	0-0	0	0	0
27 Woodard	10	6	4	0-5-10	0-0	0	0	0
28 Brooks	8	5	3	1-16	0-0	0	0	1
29 Rudolph	6	5	1	0-0	0-0	0	0	0
L. Jones	6	4	2	0-0	0-0	0	0	0
31 Knox	5	4	1	0-0	0-0	0	0	0
McLean	3	3	0	0-0	0-0	0	0	0
33 Lobenstein	3	3	0	0-0	0-0	0	0	0
34 Russell	2	2	0	0-0	0-0	0	0	0
M. Smith	2	1	1	0-0	0-0	0	0	0
36 D. Jones	1	1	0	0-0	0-0	0	0	0
MacDonald	1	0	1	0-0	0-0	0	0	0
38 Haynes	0	0	0	0-3-39	3	0	0	0
Munford	0	0	0	0-0	0-0	1	2	0
Plummer	0	0	0	0-0	0-0	0	1	0
TOTALS	1,330	943	387	31-225	28-403	51	10	13

## 1987 GAMES STARTED

### OFFENSE

QB Elway, John	12
QB Karcher, Ken	3
RB Caldwell, Scott	1
RB Dudak, Joe	8
RB Lang, Gene	8
RB Willite, Gerald	1
RB Winfield, Sammy	1
FB Bell, Ken	1
FB Micho, Bobby	1
WR Brown, Laron	1
WR Jackson, Mark	11
WR Johnson, Vance	9
WR Massie, Rick	9
WR Nattiel, Ricky	3
WR Swanson, Shane	2
WR Watson, Steve	1
TE Andrews, Mitch	3
TE Kay, Clarence	12
TE Mobley, Orson	1
C Bryan, Billy	4
C Lee, Larry	4
C Peavey, Jack	1
T Belcher, Kevin	3
T Kartz, Keith	3
T Lanier, Ken	12
T Studdard, Dave	14
G Ayers, John	5
G Bishop, Keith	12
G Hood, Winford	2
G Humphries, Stefan	7
G Jones, David	1
G/C Freeman, Mike	9

### DEFENSE

DE Bowyer, Walt	4
DE Bryan, Steve	3
DE Gilbert, Freddie	3
DE Jones, Rulon	12
DE Woodard, Andy	1
NT Townsend, Andre	11
NT Tupper, Jeff	3
NT/LB Kragen, Greg	9
LB Dodge, Kirk	1
LB Fletcher, Simon	11
LB Humley, Ricky	12
LB Joiner, Tim	3
LB Lucas, Tim	3
LB Mecklenburg, Karl	12
LB Ryan, Jim	14
LB Winn, Bryant	3
CB Clark, Kevin	3
CB Harden, Mike	12
CB Haynes, Mark	12
CB Johnson, Earl	3
CB Rudolph, Martin	1
CB Wilson, Steve	5
S Fitzhugh, Steve	1
S Jackson, Roger	2
S Jones, Daryl	1
S Jones, Leonard	1
S Lilly, Tony	9
S Robbins, Randy	4
S Smith, Dennis	6

## 1987 COACHES

Dan Reeves (Head Coach), Marvin Bass (Special Assistant), Rubin Carter (Asst. Defensive Line), Joe Collier (Asst. Head Coach/Defense), Chan Gailey (Wide Receivers/Tight Ends), Alex Gibbs (Offensive Line), Stan Jones (Defensive Line), Al Miller (Strength/Conditioning), Myrel Moore (Linebackers), Nick Nicolau (Running Backs), Mike Nolan (Special Teams), Mike Shanahan (Off. Coordinator/QBs), Charlie West (Def. Backs).

## 1987 LEADERS / RANKINGS

INDIVIDUAL	PLAYER	NO.	AF C RANK	NFL RANK	NFL LEADER	NO.
Points	Karlis	91	4	6	Andersen (NO)	121
Rushing Yards	Winder	741	5	11	White (LAR)	1,374
Passing Yards	Elway	3,198	3	4	Lomax (STL)	3,387
Passer Rating	Elway	83.4	7	12	Montana (SF)	102.1
Receiving Yards	V. Johnson	684	13	25	Smith (STL)	1,117
Receptions	V. Johnson	42	23	38	Smith (STL)	91
Interceptions	Harden	4	6	15	Wilburn (WAS)	9
Sacks	R. Jones	7	10	25	White (PHI)	21
OFFENSE			AF C RANK	NFL RANK		
Points Per Game		25.3			San Francisco	30.6
Total Yards Per Game		374.9	2	4	San Francisco	399.1
Yards Per Play		5.3	2	4	San Francisco	5.7
Rushing Yards Per Game		131.3	6	12	San Francisco	139.8
Net Passing Yards Per Game		243.6	2	3	Miami	258.4
DEFENSE			AF C RANK	NFL RANK	NFL LEADER	NO.
Points Per Game		19.2	3	7	Indianapolis	15.9
Total Yards Per Game		320.9	5	9	San Francisco	273.0
Yards Per Play		5.1	9	19	Chicago	4.3
Rushing Yards Per Game		134.5	9	20	Chicago	94.2
Net Passing Yards Per Game		186.4	4	5	San Francisco	165.6

## 1987 KEY AWARDS

Pro Bowl (3): G Keith Bishop, QB John Elway, LB Karl Mecklenburg.  
AP All-Pro (2): QB John Elway (second team), LB Karl Mecklenburg (second team). AP NFL MVP: QB John Elway.

## 1987 NFL STANDINGS

### AFC EAST

Team	W	L	T	Pct	PF	PA
y-Indianapolis	9	6	0	.600	300	238
New England	8	7	0	.533	320	293
Miami	8	7	0	.533	362	335
Buffalo	7	8	0	.467	270	305
New York Jets	6	9	0	.400	334	360

### AFC CENTRAL

Team	W	L	T	Pct	PF	PA
y-Cleveland	10	5	0	.667	390	239
x-Houston	9	6	0	.600	345	249
Pittsburgh	8	7	0	.533	285	299
Cincinnati	4	11	0	.267	285	370

### AFC WEST

Team	W	L	T	Pct	PF	PA
*y-Denver	10	4	1	.700	379	288
x-Seattle	9	6	0	.600	371	314
San Diego	8	7	0	.533	253	317
L.A. Raiders	5	10	0	.333	301	289
Kansas City	4	11	0	.267	273	388

### NFC EAST

Team	W	L	T	Pct	PF	PA
y-Washington	11	4	0	.733	379	285
Dallas	7	8	0	.467	340	348
St. Louis	7	8	0	.467	362	368
Philadelphia	7	8	0	.467	337	380
New York Giants	6	9	0	.400	280	312

### NFC CENTRAL

Team	W	L	T	Pct	PF	PA
y-Chicago	11	4	0	.733	356	282
x-Minnesota	8	7	0	.533	336	335
Green Bay	5	9	1	.367	255	300
Tampa Bay	4	11	0	.267	286	360
Detroit	4	11	0	.267	269	384

### NFC WEST

Team	W	L	T	Pct	PF	PA
*y-San Francisco	13	2	0	.867	459	253
x-New Orleans	12	3	0	.800	422	283
L.A. Rams	6	9	0	.400	317	361
Atlanta	3	12	0	.200	205	436

x - Playoffs; y - Division Title; \* - Home-field Advantage

## WILD CARD PLAYOFF GAMES

1/3 - at Houston 23, Seattle 20 (OT)  
1/3 - Minnesota 44, at New Orleans 10

## DIVISIONAL PLAYOFF GAMES

1/9 - at Cleveland 38, Indianapolis 21  
1/9 - Minnesota 36, at San Francisco 24  
1/10 - at Denver 34, Houston 10  
1/10 - Washington 21, at Chicago 17

## CONFERENCE CHAMPIONSHIPS

1/17 - at Denver 38, Cleveland 33  
1/17 - at Washington 17, Minnesota 10

## SUPER BOWL XXII (San Diego)

1/31 - Washington 42, Denver 10



# 1986 FINAL STATISTICS (II-5)

Head Coach: Dan Reeves    AFC West: 1st    Home Stadium: Mile High Stadium

Date	W-L	Score	Opponent	Attendance	RUSHING	No.	Yds.	Avg.	Long	TD
Sept 7	W	38-36	L.A. Raiders	75,695	Winder	240	789	3.3	31	9
Sept 15	W	21-10	at Pittsburgh	57,305	Willhite	85	365	4.3	42	5
Sept 21	W	33-7	at Philadelphia	63,839	Elway	52	257	4.9	24	1
Sept 28	W	27-20	New England	75,804	Sewell	23	123	5.3	15	1
Oct 5	W	29-14	Dallas	76,082	Lang	29	94	3.2	14	1
Oct 12	W	31-14	at San Diego	55,662	Kubiak	6	22	3.7	10	0
Oct 20	L	10-22	at New York Jets	73,759	Bell	9	17	1.9	12	0
Oct 26	W	20-13	Seattle	76,089	Johnson	5	15	3.0	6	0
Nov 2	W	21-10	at L.A. Raiders	90,153	M. Jackson	2	6	3.0	5	0
Nov 9	L	3-9	San Diego	75,012	Boddie	1	2	2.0	2	0
Nov 16	W	38-17	Kansas City	75,745	Horan	1	0	0.0	0	0
Nov 23	L	16-19	at New York Giants	75,116	Mobley	1	-1	-1.0	-1	0
Nov 30	W	34-28	Cincinnati	58,705	Norman	1	-11	-11.0	-11	0
Dec 7	L	10-37	at Kansas City	47,019	<b>BRONCOS</b>	<b>455</b>	<b>1678</b>	<b>3.7</b>	<b>42</b>	<b>17</b>
Dec 13	W	31-30	Washington	75,905	<b>OPPONENTS</b>	<b>432</b>	<b>1651</b>	<b>3.8</b>	<b>60</b>	<b>13</b>
Dec 20	L	16-41	at Seattle	63,697						

TEAM STATISTICS		Den	Opp	RECEIVING		No.	Yds.	Avg.	Long	TD	
TOTAL FIRST DOWNS		319	291	Willhite		64	529	8.3	34	3	
Rushing		94	93	Watson		45	699	15.5	46	3	
Passing		184	177	M. Jackson		38	738	19.4	53	3	
Penalty		41	21	Johnson		31	363	11.7	34	2	
3RD DOWN: MADE/ATT		92/222	75/222	Winder		26	171	6.6	20t	5	
3rd Down Pct.		41.4	33.8	Sewell		23	294	12.8	40	1	
4TH Down: Made/Att		2/5	7/15	Mobley		22	332	15.1	32	1	
4th Down Pct.		40.0	46.7	Sampson		21	259	12.3	43	0	
TOTAL NET YARDS		5216	4947	Kay		15	195	13.0	34	1	
Avg. Per Game		326.0	309.2	Lang		13	105	8.1	26	2	
Total Plays		1042	1026	Hackett		3	48	16.0	19	0	
Avg. Per Play		5.0	4.8	Bell		2	10	5.0	7	0	
NET YARDS RUSHING		1678	1651	Wilson		1	43	43.0	43t	1	
Avg. Per Game		104.9	103.2	Elway		1	23	23.0	23t	1	
Total Rushes		455	432	Studdard		1	2	2.0	2t	1	
Avg. Per Rush		3.7	3.8	<b>BRONCOS</b>		<b>306</b>	<b>3811</b>	<b>12.5</b>	<b>53</b>	<b>22</b>	
NET YARDS PASSING		3538	3296	<b>OPPONENTS</b>		<b>301</b>	<b>3755</b>	<b>12.5</b>	<b>57t</b>	<b>21</b>	
Avg. Per Game		221.1	206.0								
Sacked/Yards Lost		38/273	49/459	INTERCEPTIONS		No.	Yds.	Avg.	Long	TD	
Gross Yards		3811	3755	Harden		6	179	29.8	52	2	
Att./Completions		549/306	545/301	Wright		3	56	18.7	56	0	
Completion Pct.		55.7	55.2	Lilly		3	22	7.3	15	0	
Had Intercepted		16	18	Foley		2	39	19.5	24	0	
Avg. Per Pass Play		6.0	5.5	Hunley		1	22	22.0	22	0	
PUNTS/AVERAGE		86/39.3	86/42.9	PUNTING		No.	Yds.	Avg.	TB	In20	B
NET PUNTING AVG		33.0	34.2	Weil		34	1344	39.5	3	5	55
TOTAL RETURN YARDAGE		1964	2024	Norman		30	1168	38.9	4	2	57
Punt Returns/Average		48/11.5	40/9.1	<b>BRONCOS</b>		<b>86</b>	<b>3376</b>	<b>39.3</b>	<b>9</b>	<b>15</b>	<b>57</b>
Kickoff Returns/Average		53/20.6	65/20.0	<b>OPPONENTS</b>		<b>86</b>	<b>3689</b>	<b>42.9</b>	<b>10</b>	<b>17</b>	<b>59</b>
Intercept. Ret./Average		18/17.7	16/22.7								
PENALTIES/YARDS		104/910	127/1034								
FUMBLES/BALL LOST		24/13	32/17								
TOUCHDOWNS		45	36								
Rushing		45	36								
Passing		22	21								
Returns		6	2								
Extra Points Made/Attempts		44/45	35/36								
Field Goals Made/Attempts		20/28	24/32								

SCORE BY PERIODS		1	2	3	4	OT	Total
BRONCOS		69	131	89	89	0	378
OPPONENTS		58	92	61	116	0	327

SCORING		TD	Ru	Pa	Rt	PAT	FG	\$	PTS
Karlis		0	0	0	0	44/45	55/6	0	104
Winder		14	9	5	0	0/0	0/0	0	84
Willhite		9	5	3	1	0/0	0/0	0	54
Lang		3	1	2	0	0/0	0/0	0	18
Harden		3	0	0	3	0/0	0/0	0	18
Watson		3	0	3	0	0/0	0/0	0	18
Elway		2	1	1	0	0/0	0/0	0	12
Sewell		2	1	1	0	0/0	0/0	0	12
Johnson		2	0	2	0	0/0	0/0	0	12
Townsend		1	0	1	0	0/0	0/0	0	6
Studdard		1	0	1	0	0/0	0/0	0	6
M. Jackson		1	0	1	0	0/0	0/0	0	6
Wilson		1	0	1	0	0/0	0/0	0	6
Woodard		1	0	0	1	0/0	0/0	0	6
Kay		1	0	1	0	0/0	0/0	0	6
Mobley		1	0	1	0	0/0	0/0	0	6
Jones		0	0	0	0	0/0	0/0	1	2
TEAM		0	0	0	0	0/0	0/0	1	2
BRONCOS		<b>45</b>	<b>17</b>	<b>22</b>	<b>6</b>	<b>44/45</b>	<b>20/28</b>	<b>2</b>	<b>378</b>
OPPONENTS		<b>36</b>	<b>13</b>	<b>21</b>	<b>2</b>	<b>35/36</b>	<b>24/32</b>	<b>0</b>	<b>327</b>

PASSING		Att.	Comp.	Yds.	Comp. %	Yd./Att.	TD	TD%	Int	Int%	LG	Sack/Lost	Rtg.
Elway		504	280	3485	55.6	6.91	19	3.8	13	2.6	53	32/233	79.0
Kubiak		38	23	249	60.5	6.55	1	2.6	3	7.9	26	3/23	55.7
Willhite		4	1	11	25.0	2.75	0	0.0	0	0.0	11	0/0	39.6
Norman		1	1	43	100.0	43.00	1	100.0	0	0.0	43	0/0	158.3
Sewell		1	1	23	100.0	23.00	1	100.0	0	0.0	23	3/17	158.3
Johnson		1	0	0	0.0	0.00	0	0.0	0	0.0	0	0/0	39.5
BRONCOS		<b>549</b>	<b>306</b>	<b>3811</b>	<b>55.7</b>	<b>6.94</b>	<b>22</b>	<b>4.0</b>	<b>16</b>	<b>2.9</b>	<b>53</b>	<b>38/273</b>	<b>78.7</b>
OPPONENTS		<b>545</b>	<b>301</b>	<b>3755</b>	<b>55.2</b>	<b>6.89</b>	<b>21</b>	<b>3.9</b>	<b>18</b>	<b>3.3</b>	<b>57</b>	<b>49/459</b>	<b>75.9</b>

KICKOFF RETURNS		No.	Yds.	Avg.	Long	TD
Bell		23	531	23.1	42	0
Lang		21	480	22.9	42	0
Willhite		3	35	11.7	23	0
Johnson		2	21	10.5	21	0
Hunley		2	11	5.5	6	0
M. Jackson		1	16	16.0	16	0
Ryan		1	0	0.0	0	0
BRONCOS		<b>53</b>	<b>1094</b>	<b>20.6</b>	<b>42</b>	<b>0</b>
OPPONENTS		<b>65</b>	<b>1299</b>	<b>20.0</b>	<b>51</b>	<b>0</b>

FIELD GOAL BREAKDOWN		Distance	1-19	20-29	30-39	40-49	50+	Total
Karlis		0/0	3/4	8/8	8/14	1/2	0	20/28
OPPONENTS		0/0	4/5	9/10	10/14	1/3	0	21/27

SACKS: Jones 13.5, Mecklenburg 9.5, Fletcher 5.5, Gilbert 4, Robbins 4, Woodard 3, Townsend 2.5, D. Smith 1, Ryan 1, Dennison 1, Comeaux 1, Lilly 1, T. Jackson 0.5, Hunley 0.5, Team 1, **TOTAL 49.0**

## 1986 DEFENSIVE STATS

(based on coaches' film review)

	TT	UT	A	S-YDS	I-YDS	PD	FF	FR
1 Hunley	164	99	65	0.5-0	1-22	2	2	1
2 Mecklenburg	127	83	44	9.5-96	0-0	3	1	1
3 Jones	96	52	44	13.5-152	0-0	5	1	1
4 Woodard	93	63	30	3-23	0-0	2	3	1
5 Foley	92	56	36	0-0	2-39	4	0	1
6 Ryan	91	58	33	1-5	0-0	0	1	0
7 Smith	88	66	22	1-9	1-10	12	2	1
8 Lilly	82	45	37	1-16	3-22	10	0	0
9 Wright	77	59	18	0-0	3-56	9	0	1
10 Harden	75	64	11	0-0	6-179	9	1	0
11 Townsend	70	42	28	2.5-33	0-0	0	0	1
12 Kragen	60	29	31	0-0	0-0	1	0	1
13 T. Jackson	58	45	13	0.5-0	0-0	1	1	0
14 Wilson	56	44	12	0-0	1-5	8	0	0
15 Robbins	48	40	8	4-51	0-0	6	1	2
16 Fletcher	43	26	17	5.5-41	0-0	2	0	2
17 Dennison	30	21	9	1-8	1-5	1	1	0
18 Haynes	26	16	10	0-0	0-0	1	1	0
19 Colorito	18	11	7	0-0	0-0	0	0	2
20 Gilbert	17	13	4	4-45	0-0	0	0	0
Carter	17	11	6	0-0	0-0	0	0	0
22 Hunter	3	2	1	0-0	0-0	1	0	0
23 Comeaux	1	1	0	1-9	0-0	0	2	1
<b>TOTALS</b>	<b>1,432</b>	<b>946</b>	<b>486</b>	<b>48-488</b>	<b>18-318</b>	<b>77</b>	<b>17</b>	<b>16</b>

## 1986 GAMES STARTED

### OFFENSE

		DEFENSE	
QB Elway, John	16	DE Jones, Rulon	16
RB Lang, Gene	2	DE Townsend, Andre	16
RB Sewell, Steve	2	NT Carter, Rubin	2
RB Willhite, Gerald	12	NT Kragen, Greg	14
RB Winder, Sammy	15	LB Dennison, Rick	2
WR Jackson, Mark	1	LB Fletcher, Simon	2
WR Johnson, Vance	7	LB Hunley, Ricky	15
WR Sampson, Clint	5	LB Jackson, Tom	14
WR Watson, Steve	16	LB Mecklenburg, Karl	16
TE Hackett, Joey	4	LB Ryan, Jim	14
TE Kay, Clarence	12	LB Woodard, Ken	1
TE Mobley, Orson	3	CB Harden, Mike	16
C Bryan, Billy	16	CB Wright, Louis	16
T Lanier, Ken	16	S Foley, Steve	15
T Studdard, Dave	15	S Lilly, Tony	1
G Bishop, Keith	14	S Robbins, Randy	2
G Cooper, Mark	5	S Smith, Dennis	14
G Hood, Winford	2		
G Howard, Paul	13		

## 1986 COACHES

**Dan Reeves** (Head Coach), **Marvin Bass** (Special Assistant), **Joe Collier** (Asst. Head Coach/Defense), **Chan Gailey** (Special Teams/Tight Ends), **Alex Gibbs** (Offensive Line), **Stan Jones** (Defensive Line), **Al Miller** (Strength/Conditioning), **Myrel Moore** (Linebackers), **Nick Nicolau** (Running Backs), **Mike Shanahan** (Off. Coordinator/Quarterbacks and Wide Receivers), **Charlie West** (Def. Backs).

## 1986 LEADERS / RANKINGS

INDIVIDUAL	PLAYER	NO.	AFC RANK	NFL RANK	NFL LEADER	NO.
Points	Karlis	104	3	8	Franklin (NE)	140
Rushing Yards	Winder	789	7	17	Dickerson (Rams)	1,821
Passing Yards	Elway	3,485	7	9	Marino (MIA)	4,746
Passer Rating	Elway	79.0	9	11	Kramer (MIN)	92.6
Receiving Yards	M. Jackson	738	20	35	Rice (SF)	1,570
Receptions	Willhite	64	121	191	Christensen (Raid.)	95
Interceptions	Harden	6	51	111	Lott (SF)	10
Sacks	R. Jones	13.5	4	8	Taylor (NYG)	20.5
OFFENSE		NO.	AFC RANK	NFL RANK	NFL LEADER	NO.
Points Per Game		23.6	5	6	Miami	26.9
Total Yards Per Game		326.0	9	15	Cincinnati	405.6
Yards Per Play		5.0	61	111	Miami	6.3
Rushing Yards Per Game		104.9	7	20	Chicago	168.8
Net Passing Yards Per Game		221.1	7	10	Miami	298.7
DEFENSE		NO.	AFC RANK	NFL RANK	NFL LEADER	NO.
Points Per Game		20.4	5	15	Chicago	11.7
Total Yards Per Game		309.2	3	9	Chicago	258.1
Yards Per Play		4.8	11	51	Chicago	4.1
Rushing Yards Per Game		103.2	1	5	New York Giants	80.3
Net Passing Yards Per Game		206.0	7	16	St. Louis	164.8

## 1986 KEY AWARDS

**Pro Bowl (6):** G Keith Bishop, QB John Elway, DE Rulon Jones, LB Karl Mecklenburg, S Dennis Smith, RB Sammy Winder. **AP All-Pro (2):** DE Rulon Jones (first team), LB Karl Mecklenburg (first team). **Football News AFC Player of the Year:** LB Karl Mecklenburg. **UPI AFC Defensive Player of the Year:** DE Rulon Jones.

## 1986 NFL STANDINGS

### AFC EAST

Team	W	L	T	Pct	PF	PA
y-New England	11	5	0	.688	412	307
x-New York Jets	10	6	0	.625	364	386
Miami	8	8	0	.500	430	405
Buffalo	4	12	0	.250	287	348
Indianapolis	3	13	0	.188	229	400

### AFC CENTRAL

Team	W	L	T	Pct	PF	PA
*y-Cleveland	12	4	0	.750	391	310
Cincinnati	10	6	0	.625	409	394
Pittsburgh	6	10	0	.375	307	336
Houston	5	11	0	.313	274	329

### AFC WEST

Team	W	L	T	Pct	PF	PA
y-Denver	11	5	0	.688	378	327
x-Kansas City	10	6	0	.625	358	326
Seattle	10	6	0	.625	366	293
L.A. Raiders	8	8	0	.500	323	346
San Diego	4	12	0	.250	335	396

### NFC EAST

Team	W	L	T	Pct	PF	PA
*y-New York Giants	14	2	0	.875	371	236
x-Washington	12	4	0	.750	368	296
Dallas	7	9	0	.438	346	337
Philadelphia	5	10	1	.344	256	312
St. Louis	4	11	1	.281	218	351

### NFC CENTRAL

Team	W	L	T	Pct	PF	PA
y-Chicago	14	2	0	.875	352	187
Minnesota	9	7	0	.563	398	273
Detroit	5	11	0	.313	277	326
Green Bay	4	12	0	.250	254	418
Tampa Bay	2	14	0	.125	239	473

### NFC WEST

Team	W	L	T	Pct	PF	PA
y-San Francisco	10	5	1	.656	374	247
x-L.A. Rams	10	6	0	.625	309	267
Atlanta	7	8	1	.469	280	280
New Orleans	7	9	0	.438	288	287

x - Playoffs; y - Division Title; \* - Home-field Advantage

## WILD CARD PLAYOFF GAMES

12/28 - at New York Jets 35, Kansas City 15  
12/28 - at Washington 19, L.A. Rams 7

## DIVISIONAL PLAYOFF GAMES

1/3 - at Cleveland 23, New York Jets 20 (OT)  
1/3 - Washington 27, at Chicago 13  
1/4 - at Denver 22, New England 17  
1/4 - at New York Giants 49, San Francisco 3

## CONFERENCE CHAMPIONSHIPS

1/11 - Denver 23, at Cleveland 20 (OT)  
1/11 - at New York Giants 17, Washington 0

## SUPER BOWL XXI (PASADENA, CALIF.)

1/25 - New York Giants 39, Denver 20



# 1985 FINAL STATISTICS (11-5)

Head Coach: Dan Reeves    AFC West: 2nd    Home Stadium: Mile High Stadium

Date	W-L	Score	Opponent	Attendance	RUSHING	No.	Yds.	Avg.	Long	TD
Sept 8	L	16-20	at L.A. Rams	52,522	Winder	199	714	3.6	42	8
Sept 15	W	34-23	New Orleans	74,488	Lang	84	318	3.8	26	5
Sept 22	W	44-28	at Atlanta	37,903	Sewell	82	275	3.4	16	4
Sept 29	L	26-30	Miami	73,614	Elway	50	253	5.1	22	0
Oct 6	W	31-20	Houston	74,699	Willhite	66	237	3.6	14	0
Oct 13	W	15-10	at Indianapolis	60,128	V. Johnson	10	36	3.6	14	0
Oct 20	W	13-10	Seattle (OT)	74,899	Poole	4	12	3.0	6	0
Oct 27	W	30-10	at Kansas City	68,248	Kubiak	1	6	6.0	6	0
Nov 3	L	10-30	at San Diego	57,312	Norman	1	0	0.0	0	0
Nov 11	W	17-16	San Francisco	73,173	<b>BRONCOS</b>	<b>497</b>	<b>1851</b>	<b>3.7</b>	<b>42</b>	<b>20</b>
Nov 17	W	30-24	San Diego (OT)	74,376	<b>OPPONENTS</b>	<b>475</b>	<b>1973</b>	<b>4.2</b>	<b>61t</b>	<b>10</b>
Nov 24	L	28-31	at L.A. Raiders (OT)	63,161						
Dec 1	W	31-23	at Pittsburgh	56,797	<b>RECEIVING</b>	<b>No.</b>	<b>Yds.</b>	<b>Avg.</b>	<b>Long</b>	<b>TD</b>
Dec 8	L	14-17	L.A. Raiders (OT)	75,042	Watson	61	915	15.0	60	5
Dec 14	W	14-13	Kansas City	69,209	V. Johnson	51	721	14.1	63t	3
Dec 20	W	27-24	at Seattle	56,283	Willhite	35	297	8.5	21	1

TEAM STATISTICS	Den	Opp
TOTAL FIRST DOWNS	339	290
Rushing	113	103
Passing	192	168
Penalty	34	19
3RD DOWN: MADE/ATT	102/252	74/230
3rd Down Pct.	40.5	32.2
4TH DOWN: MADE/ATT	6/10	8/20
4th Down Pct.	60.0	40.0
TOTAL NET YARDS	5496	5179
Avg. Per Game	343.5	323.7
Total Plays	1152	1069
Avg. Per Play	4.8	4.8
NET YARDS RUSHING	1851	1973
Avg. Per Game	115.7	123.3
Total Rushes	497	475
Avg. Per Rush	3.7	4.2
NET YARDS PASSING	3645	3206
Avg. Per Game	227.8	200.4
Sacked/Yards Lost	38/307	47/378
Gross Yards	3952	3584
Att./Completions	617/277	547/277
Completion Pct.	53.3	50.6
Had Intercepted	23	24
Avg. Per Pass Play	5.6	5.4

PUNTS/AVERAGE	94/40.0	94/41.1
NET PUNTING AVG	34.0	34.3
TOTAL RETURN YARDAGE	1920	2003
Punt Returns/Average	46/9.3	36/8.6
Kickoff Returns/Average	52/23.1	64/21.0
Intercept. Ret./Average	24/12.1	23/14.4
PENALTIES/YARDS	85/677	91/953
FUMBLES/BALL LOST	24/8	22/12
TOUCHDOWNS	45	35
Rushing	20	10
Passing	23	22
Returns	2	3
Extra Points Made/Attempts	41/44	35/36
Field Goals Made/Attempts	23/28	26/33
TOTAL POINTS	380	329

SCORE BY PERIODS	1	2	3	4	OT	Total
<b>BRONCOS</b>	82	142	39	108	9	380
<b>OPPONENTS</b>	48	89	102	84	6	329

SCORING	TD	Ru	Pa	Rt	PAT	FG	S	PTS
Karlis	0	0	0	0	41/44	23/38	0	110
Winder	8	8	0	0	0/0	0/0	0	48
Lang	7	5	2	0	0/0	0/0	0	42
Sewell	5	4	1	0	0/0	0/0	0	30
Watson	5	0	5	0	0/0	0/0	0	30
Willhite	4	3	1	0	0/0	0/0	0	24
Sampson	4	0	4	0	0/0	0/0	0	24
V. Johnson	3	0	3	0	0/0	0/0	0	18
B. Johnson	3	0	3	0	0/0	0/0	0	18
Kay	3	0	3	0	0/0	0/0	0	18
Harden	1	0	0	1	0/0	0/0	0	6
J. Wright	1	0	1	0	0/0	0/0	0	6
L. Wright	1	0	0	1	0/0	0/0	0	6
<b>BRONCOS</b>	<b>45</b>	<b>20</b>	<b>23</b>	<b>2</b>	<b>41/44</b>	<b>23/38</b>	<b>0</b>	<b>380</b>
<b>OPPONENTS</b>	<b>36</b>	<b>10</b>	<b>22</b>	<b>4</b>	<b>35/36</b>	<b>26/33</b>	<b>0</b>	<b>329</b>

FIELD GOAL BREAKDOWN	Distance	1-19	20-29	30-39	40-49	50+	Total
Karlis	2/2	7/9	6/11	8/11	0/5	23/38	
<b>OPPONENTS</b>	<b>1/1</b>	<b>11/11</b>	<b>10/10</b>	<b>3/8</b>	<b>1/3</b>	<b>26/33</b>	

**KARLIS:** (24G) (43G,48G) (42G,25G,47G) (43G, 34G) (37G,51N,51N) (43N,32G,30G,18G,28N) (33N,52N,56N,45G,24G) (24G,23G,19G) (38N,50N,36G) (48N,24G) (28N,34G) (49N) (42G,39N) (35N) () (25G,34N,43G)

**SACKS:** Mecklenburg 13, Jones 10, Chavous 6, Townsend 5, D. Smith 4, Woodard 3, Kragen 2, Fletcher 1, Carter 1, Harden 1, Ryan 1, **TOTAL 47.0**

PASSING	Att.	Comp.	Yds.	Comp.%	Yd./Att.	TD	TD%	Int	Int%	LG	Sack/Lost	Rtg.
Elway	605	327	3891	54.0	6.43	22	3.6	23	3.8	65t	38/307	70.0
Kubiak	5	2	61	40.0	12.20	1	20.0	0	0.0	54t	0/0	125.7
Willhite	3	0	0	0.0	0.00	0	0.0	0	0.0	0	0/0	39.5
Norman	1	0	0	0.0	0.00	0	0.0	0	0.0	0	0/0	39.5
Winder	1	0	0	0.0	0.00	0	0.0	0	0.0	0	0/0	39.5
Sewell	1	0	0	0.0	0.00	0	0.0	0	0.0	0	0/0	39.5
V. Johnson	1	0	0	0.0	0.00	0	0.0	0	0.0	0	0/0	39.5
<b>BRONCOS</b>	<b>617</b>	<b>329</b>	<b>3952</b>	<b>53.3</b>	<b>6.41</b>	<b>23</b>	<b>3.7</b>	<b>23</b>	<b>3.7</b>	<b>65t</b>	<b>38/307</b>	<b>70.0</b>
<b>OPPONENTS</b>	<b>547</b>	<b>277</b>	<b>3584</b>	<b>50.6</b>	<b>6.55</b>	<b>22</b>	<b>4.0</b>	<b>24</b>	<b>4.4</b>	<b>73</b>	<b>47/378</b>	<b>66.5</b>

## 1985 DEFENSIVE STATS

(based on unofficial press box statistics)

	TT	UT	A	S-YDS	I-YDS	PD	FF	FR
1 Harden	82	72	10	1-11	5-100	18	0	2
2 Busick	81	64	17	0-0	0-0	2	0	1
3 Woodard	79	70	9	3-32	1-18	3	0	0
4 Jones	68	58	10	10-84	0-0	1	1	3
5 Lilly	67	54	13	0-0	2-4	4	1	1
6 Smith	66	54	12	4-27	3-46	17	1	0
7 Mecklenburg	65	60	5	13-103	0-0	4	5	1
8 Ryan	58	52	6	1-8	0-0	3	0	0
9 Foley	48	38	10	0-0	3-47	7	0	0
10 Carter	47	39	8	1-7	0-0	1	1	0
11 L. Wright	44	41	3	0-0	5-44	15	0	1
12 Townsend	30	27	3	5-46	0-0	3	0	0
13 Chavous	29	23	6	6-34	0-0	0	0	2
14 T. Jackson	28	19	9	0-0	0-0	1	0	0
15 Dennison	25	22	3	0-0	0-0	0	1	0
Wilson	25	22	3	0-0	3-8	12	0	1
17 Hunter	23	19	4	0-0	1-20	1	0	0
18 Hunley	19	18	1	0-0	0-0	2	0	0
19 Fletcher	17	12	5	1-11	0-0	0	0	0
20 Robbins	16	16	0	0-0	1-3	4	0	0
21 Kragen	13	11	2	2-15	0-0	0	0	0
22 Comeaux	6	6	0	0-0	0-0	0	0	0
<b>TOTALS</b>	<b>936</b>	<b>797</b>	<b>139</b>	<b>47-378</b>	<b>24-290</b>	<b>98</b>	<b>10</b>	<b>12</b>

## 1985 GAMES STARTED

OFFENSE	DEFENSE
QB Elway, John	16 DE Chavous, Barney
RB Lang, Gene	2 DE Jones, Rulon
RB Sewell, Steve	2 DE Townsend, Andre
RB Willhite, Gerald	4 NT Carter, Rubin
RB Winder, Sammy	12 NT Kragen, Greg
WR Johnson, Butch	7 LB Busick, Steve
WR Johnson, Vance	8 LB Dennison, Rick
WR Watson, Steve	15 LB Fletcher, Simon
TE Barber, Mike	1 LB Hunley, Ricky
TE Kay, Clarence	16 LB Jackson, Tom
TE Wright, James	12 LB Mecklenburg, Karl
C Bryan, Billy	16 LB Ryan, Jim
T/TE Cooper, Mark	2 LB Woodard, Ken
T Lanier, Ken	16 CB/S Harden, Mike
T Studdard, Dave	15 CB Wilson, Steve
G Bishop, Keith	14 CB Wright, Louis
G Hood, Winford	3 S Foley, Steve
G Howard, Paul	15 S Lilly, Tony
	S Robbins, Randy
	S Smith, Dennis

## 1985 COACHES

**Dan Reeves** (Head Coach), **Marvin Bass** (Special Assistant), **Joe Collier** (Asst. Head Coach/Defense), **Chan Gailey** (Special Teams/Defensive Asst.), **Alex Gibbs** (Head Offensive Line), **Stan Jones** (Defensive Line), **Al Miller** (Strength/Conditioning), **Myrel Moore** (Linebackers), **Nick Nicolau** (Running Backs), **Mike Shanahan** (Offensive Coordinator/Quarterbacks and Wide Receivers), **Doc Ulrich** (Tight Ends/Asst. Offensive Line), **Charlie West** (Defensive Backs).

## 1985 LEADERS / RANKINGS

INDIVIDUAL	PLAYER	NO.	AFC RANK	NFL RANK	NFL LEADER	NO.
Points	Karlis	110	6	8	Butler (CHI)	144
Rushing Yards	Winder	714	14	27	Allen (Raid.)	1,759
Passing Yards	Elway	3,891	2	2	Marino (MIA)	4,137
Passer Rating	Elway	70.2	8	17	O'Brien (NYJ)	96.2
Receiving Yards	Watson	915	14	22	Largent (SEA)	1,287
Receptions	Watson	61	14	24	Craig (SF)	92
Interceptions	Harden/L. Wright	5	12	21	Walls (DAL)	9
Sacks	Mecklenburg	13	4	8	Dent (CHI)	17
<b>OFFENSE</b>	<b>NO.</b>	<b>AFC RANK</b>	<b>NFL RANK</b>	<b>NFL LEADER</b>	<b>NO.</b>	
Points Per Game	23.8	4	7	San Diego	29.2	
Total Yards Per Game	343.5	6	10	San Diego	408.4	
Yards Per Play	4.8	11	20	San Diego	5.9	
Rushing Yards Per Game	115.7	8	16	Chicago	172.6	
Net Passing Yards Per Game	227.8	4	6	San Diego	304.4	
<b>DEFENSE</b>	<b>NO.</b>	<b>AFC RANK</b>	<b>NFL RANK</b>	<b>NFL LEADER</b>	<b>NO.</b>	
Points Per Game	20.6	7	13	Chicago	12.4	
Total Yards Per Game	323.7	7	13	Chicago	258.4	
Yards Per Play	4.8	5	9	New York Giants	4.2	
Rushing Yards Per Game	123.3	7	13	Chicago	82.4	
Net Passing Yards Per Game	200.4	6	14	Washington	171.6	

## 1985 KEY AWARDS

**Pro Bowl (4):** DE Rulon Jones, LB Karl Mecklenburg, S Dennis Smith, CB Louis Wright. **AP All-Pro (2):** DE Rulon Jones (second team), LB Karl Mecklenburg (first team).

### AFC EAST

Team	W	L	T	Pct	PF	PA
y-Miami	12	4	0	.750	428	320
x-New York Jets	11	5	0	.688	393	264
x-New England	11	5	0	.688	362	290
Indianapolis	5	11	0	.313	320	386
Buffalo	2	14	0	.125	200	381

### AFC CENTRAL

Team	W	L	T	Pct	PF	PA
y-Cleveland	8	8	0	.500	287	294
Cincinnati	7	9	0	.438	441	437
Pittsburgh	7	9	0	.438	379	355
Houston	5	11	0	.313	284	412

### AFC WEST

Team	W	L	T	Pct	PF	PA
*y-L.A. Raiders	12	4	0	.750	354	308
<b>Denver</b>	<b>11</b>	<b>5</b>	<b>0</b>	<b>.688</b>	<b>380</b>	<b>329</b>
Seattle	8	8	0	.500	349	303
San Diego	8	8	0	.500	467	435
Kansas City	6	10	0	.375	317	360

### NFC EAST

Team	W	L	T	Pct	PF	PA
y-Dallas	10	6	0	.625	357	333
x-New York Giants	10	6	0	.625	399	283
Washington	10	6	0	.625	297	312
Philadelphia	7	9	0	.438	286	310
St. Louis	5	11	0	.313	278	414

### NFC CENTRAL

Team	W	L	T	Pct	PF	PA
*y-Chicago	15	1	0	.938	456	198
Green Bay	8	8	0	.500	337	355
Minnesota	7	9	0	.438	346	359
Detroit	7	9	0	.438	307	366
Tampa Bay	2	14	0	.125	294	448

### NFC WEST

Team	W	L	T	Pct	PF	PA
y-L.A. Rams	11	5	0	.688	340	277
x-San Francisco	10	6	0	.625	411	263
New Orleans	5	11	0	.313	294	401
Atlanta	4	12	0	.250	282	452

x - Wild Card Qualifier; y - Division Title; \* - Home-field Advantage

## WILD CARD PLAYOFF GAMES

12/28 - New England 26, at New York Jets 14  
12/29 - at New York Giants 17, San Francisco 3

## DIVISIONAL PLAYOFF GAMES

1/4 - at Miami 24, Cleveland 21  
1/4 - at L.A. Rams 20, Dallas 0  
1/5 - New England 27, at L.A. Raiders 20  
1/5 - at Chicago 21, New York Giants 0

## CONFERENCE CHAMPIONSHIPS

1/12 - New England 31, at Miami 14  
1/12 - at Chicago 24, L.A. Rams 0

## SUPER BOWL XX (NEW ORLEANS)

1/26 - Chicago 46, New England 10

# 1984 FINAL STATISTICS (13-3)

Head Coach: Dan Reeves    AFC West: 1st    Home Stadium: Mile High Stadium

Date	W-L	Score	Opponent	Attendance	RUSHING	No.	Yds.	Avg.	Long	TD	
Sept 2	W	20-17	Cincinnati	74,178	Winder	296	1153	3.9	24	4	
Sept 9	L	0-27	at Chicago	54,335	Willhite	77	371	4.8	52	2	
Sept 16	W	24-14	at Cleveland	61,980	Elway	56	237	4.2	21	1	
Sept 23	W	21-0	Kansas City	74,263	Parros	46	208	4.5	25	2	
Sept 30	W	16-13	L.A. Raiders	74,833	Lang	8	42	5.3	15	2	
Oct 7	W	28-7	at Detroit	55,836	Brewer	10	28	2.8	8	0	
Oct 15	W	17-14	Green Bay	62,546	Kubiak	9	27	3.0	17	1	
Oct 21	W	37-7	at Buffalo	31,204	Myles	5	7	1.4	2	0	
Oct 28	W	22-19	at L.A. Raiders (OT)	91,020	Johnson	1	3	3.0	3	0	
Nov 4	W	26-19	New England	74,908	BRONCOS	508	2076	4.1	52	12	
Nov 11	W	16-13	at San Diego	53,162	OPPONENTS	435	1664	3.8	72	10	
Nov 18	W	42-21	Minnesota	74,716	RECEIVING	No.	Yds.	Avg.	Long	TD	
Nov 25	L	24-27	Seattle	74,922	Watson	69	1170	17.0	73	7	
Dec 2	L	13-16	at Kansas City	38,494	Winder	44	288	6.5	21	2	
Dec 9	W	16-13	San Diego	74,867	Johnson	42	587	14.0	49	6	
Dec 15	W	31-14	at Seattle	64,411	Willhite	27	298	11.0	63	0	
TEAM STATISTICS				Den	Opp						
TOTAL FIRST DOWNS				299	311						
Rushing				121	121						
Passing				152	206						
Penalty				26	15						
3RD DOWN: MADE/ATT				68/207	84/240						
3rd Down Pct.				32.9	35.0						
4TH DOWN: MADE/ATT				6/7	8/23						
4th Down Pct.				85.7	34.8						
TOTAL NET YARDS				4935	5687						
Avg. Per Game				308.4	355.4						
Total Plays				1018	1123						
Avg. Per Play				4.8	5.1						
NET YARDS RUSHING				2076	1664						
Avg. Per Game				129.8	104.0						
Total Rushes				508	435						
Avg. Per Rush				4.1	3.8						
NET YARDS PASSING				2859	4023						
Avg. Per Game				178.7	251.4						
Sacked/Yards Lost				35/257	57/430						
Gross Yards				3116	4453						
Att./Completions				475/263	632/346						
Completion Pct.				55.4	54.7						
Had Intercepted				17	31						
Avg. Per Pass Play				5.6	5.8						
PUNTS/AVERAGE				96/40.1	81/41.5						
NET PUNTING AVG				35.4	35.1						
TOTAL RETURN YARDAGE				1725	1700						
Punt Returns/Average				41/7.8	44/7.5						
Kickoff Returns/Average				45/19.9	55/21.5						
Intercept. Ret./Average				31/16.5	17/11.1						
PENALTIES/YARDS				78/636	104/891						
FUMBLES/BALL LOST				36/17	44/24						
TOUCHDOWNS				42	26						
Rushing				12	10						
Passing				22	16						
Returns				8	0						
Extra Points Made/Attempts				38/41	26/26						
Field Goals Made/Attempts				21/28	19/33						
TOTAL POINTS				353	241						
SCORE BY PERIODS				1	2	3	4	OT	Total		
BRONCOS				75	125	68	82	3	353		
OPPONENTS				49	74	45	73	0	241		
SCORING				TD	Ru	P	Rt	PAT	FG	S	PTS
Karlis				0	0	0	0	38/41	21/28	0	101
Watson				7	0	7	0	0/0	0/0	0	42
Winder				6	4	2	0	0/0	0/0	0	36
Johnson				6	0	6	0	0/0	0/0	0	36
Lang				3	2	1	0	0/0	0/0	0	18
Kay				3	0	3	0	0/0	0/0	0	18
Parros				2	2	0	0	0/0	0/0	0	12
Foley				2	0	0	2	0/0	0/0	0	12
Willhite				2	2	0	0	0/0	0/0	0	12
Kubiak				1	1	0	0	0/0	0/0	0	6
Robbins				1	0	0	1	0/0	0/0	0	6
Smith				1	0	0	1	0/0	0/0	0	6
Woodard				1	0	0	1	0/0	0/0	0	6
Jones				1	0	0	1	0/0	0/0	0	6
Alexander				1	0	1	0	0/0	0/0	0	6
Harden				1	0	0	1	0/0	0/0	0	6
Sampson				1	0	0	1	0/0	0/0	0	6
L. Wright				1	0	0	1	0/0	0/0	0	6
J. Wright				1	0	1	0	0/0	0/0	0	6
Elway				1	1	0	0	0/0	0/0	0	6
BRONCOS				42	12	22	8	38/41	21/28	0	353
OPPONENTS				26	10	16	0	26/26	19/33	1	241
PASSING				Att.	Comp.	Yds.	Comp. %	Yd./Att.	TD	TD %	Rtg.
Elway				380	214	2598	56.3	6.84	18	4.7	15
Kubiak				75	44	440	58.7	5.87	4	5.3	1
Stankavage				18	4	58	22.2	3.22	0	0.0	1
Willhite				2	1	20	50.0	10.00	0	0.0	20
BRONCOS				475	263	3116	55.4	6.56	22	4.6	17
OPPONENTS				632	346	4453	54.7	7.05	16	2.5	31
FIELD GOAL BREAKDOWN				Distance	1-19	20-29	30-39	40-49	50+	Total	
Karlis				1/1	6/7	7/8	6/9	1/3	1/4	21/28	
OPPONENTS				1/1	4/7	3/8	10/13	1/4	1/4	19/33	
KARLIS:				(1) (50N) (25G) (46N) (27G,32G,19G) (51N) (30G) (45G,40G,45G) (41G,24G,42N,35G) (1) (44G,45G,34N,37G) (1) (27G,25N) (22G,37G, 42N) (30G,50G,28G) (34G)							
SACKS:				Jones 11, Chavous 7.5, Mecklenburg 7, T. Jackson 6, Townsend 5, Carter 3, Bowyer 3, Dennison 3, Ryan 3, Woodard 3, Busic 1, Comeaux 1, Garnett 1, Robbins 1, D. Smith 1, Wilson 0.5, TOTAL 57.0							

## 1984 DEFENSIVE STATS

(based on coaches' film review)

	TT	UT	A	S-YDS	I-YDS	PD	FR
1 Busick	195	112	83	1-9	2-21	4	1
2 Foley	167	108	59	0-0	6-97	10	2
3 Dennison	164	104	60	3-11	0-0	3	0
4 T. Jackson	141	89	52	6-45	0-0	13	1
5 Wright	113	98	15	0-0	1-1	14	2
6 Ryan	106	59	47	3-25	1-13	2	1
7 Jones	105	50	55	11-83	0-0	1	2
8 Harden	97	70	27	0-0	6-79	18	2
9 D. Smith	92	68	24	1-9	3-13	9	1
10 Carter	84	53	31	3-20	0-0	0	3
11 Chavous	66	40	26	7.5-42	0-0	1	0
12 Bowyer	58	35	23	3-21	0-0	0	1
13 Townsend	51	32	19	5-36	0-0	0	1
14 Woodward	49	30	19	3-32	1-27	3	0
15 Wilson	46	38	8	0.5-0	4-59	2	1
16 Mecklenburg	41	35	6	7-80	2-105	2	1
17 Garnett	41	24	17	1-6	0-0	4	1
18 Robbins	28	19	9	1-9	2-62	9	1
19 R. Jackson	17	12	5	0-0	1-23	2	0
20 Comeaux	10	7	3	1-12	1-5	0	1
21 Manor	5	2	3	0-0	0-0	0	0
22 Lilly	3	2	1	0-0	1-5	0	1
23 Hunley	1	1	0	0-0	0-0	0	0
24 A. Smith	1	1	0	0-0	0-0	0	0
<b>TOTALS</b>	<b>1,681</b>	<b>1,089</b>	<b>592</b>	<b>57-440</b>	<b>31-510</b>	<b>97</b>	<b>23</b>

## 1984 GAMES STARTED

### OFFENSE

		DEFFENSE	
QB Elway, John	14	DE Bowyer, Walt	1
QB Kubiak, Gary	2	DE Chavous, Barney	15
RB Parros, Rick	2	DE Jones, Ron	16
RB Summers, Don	1	NT Carter, Rubin	15
RB Willhite, Gerald	1	NT Garnett, Scott	1
RB Winder, Sammy	15	LB Busick, Steve	16
WR Johnson, Butch	11	LB Dennison, Rick	15
WR Sampson, Clint	3	LB Jackson, Tom	16
WR Watson, Steve	15	LB Mecklenburg, Karl	1
WR Wilson, Steve	1	LB Ryan, Jim	14
TE Kay, Clarence	13	LB Woodward, Ken	2
TE Sawyer, John	8	CB Harden, Mike	16
TE Wright, Jim	9	CB Wilson, Steve	1
C Bryan, Billy	16	CB Wright, Louis	15
T Hood, Winford	2	S Foley, Steve	16
T Lanier, Ken	15	S Robbins, Randy	1
T Studdard, Dave	16	S Smith, Dennis	15
G Bishop, Keith	14		
G Cooper, Mark	4		
G Howard, Paul	14		

## 1984 COACHES

**Dan Reeves** (Head Coach), **Marvin Bass** (Head Offensive Line), **Joe Collier** (Asst. Head Coach/Defense), **Alex Gibbs** (Offensive Line), **L.J. Gorman** (Strength/Conditioning), **Stan Jones** (Defensive Line), **Myrel Moore** (Linebackers), **Nick Nicolau** (Running Backs), **Fran Polisfoot** (Tight Ends/Special Teams), **Mike Shanahan** (Wide Receivers), **Charlie West** (Defensive Backs).

## 1984 LEADERS / RANKINGS

INDIVIDUAL	PLAYER	NO.	AFC RANK	NFL RANK	NFL LEADER	NO.
Points	Karlis	101	6	121	Werschling (SF)	131
Rushing Yards	Winder	1,153	3	11	Dickerson (Rams)	1,808
Passing Yards	Elway	2,598	7	15	Marino (MIA)	5,084
Passer Rating	Elway	76.8	8	16	Marino (MIA)	108.9
Receiving Yards	Watson	1,170	4	7	Green (STL)	1,555
Receptions	Watson	69	6t	14t	Monk (WAS)	106
Interceptions	Foley/Harden	6	5t	11t	Easley (SEA)	10
Sacks	Jones	11	14t	24t	Gastineau (NYJ)	22
OFFENSE		NO.	AFC RANK	NFL RANK	NFL LEADER	NO.
Points Per Game		22.1	7	11	Miami	32.1
Total Yards Per Game		308.4	10	22	Miami	433.5
Yards Per Play		4.8	11	20t	Miami	6.5
Rushing Yards Per Game		129.8	4	10	Chicago	185.9
Net Passing Yards Per Game		178.7	13	24	Miami	313.6
DEFENSE		NO.	AFC RANK	NFL RANK	NFL LEADER	NO.
Points Per Game		15.1	1	2	San Francisco	14.2
Total Yards Per Game		355.4	12	25	Chicago	241.4
Yards Per Play		5.1	8t	16t	L.A. Raiders	4.3
Rushing Yards Per Game		104.0	2	5	Chicago	86.1
Net Passing Yards Per Game		251.4	13	27	New Orleans	153.3

## 1984 KEY AWARDS

**Pro Bowl (1):** RB Sammy Winder. **Sports Illustrated NFL Coach of the Year:** Dan Reeves. **K.C. 101 Club AFC Coach of the Year:** Dan Reeves.

## 1984 NFL STANDINGS

### AFC EAST

Team	W	L	T	Pct	PF	PA
*y-Miami	14	2	0	.875	513	298
New England	9	7	0	.563	362	352
New York Jets	7	9	0	.438	332	364
Indianapolis	4	12	0	.250	239	414
Buffalo	2	14	0	.125	250	454

### AFC CENTRAL

Team	W	L	T	Pct	PF	PA
y-Pittsburgh	9	7	0	.563	387	310
Cincinnati	8	8	0	.500	339	339
Cleveland	5	11	0	.313	250	297
Houston	3	13	0	.188	240	437

### AFC WEST

Team	W	L	T	Pct	PF	PA
y-Denver	13	3	0	.813	353	241
x-Seattle	12	4	0	.750	418	282
x-L.A. Raiders	11	5	0	.688	368	278
Kansas City	8	8	0	.500	314	324
San Diego	7	9	0	.438	394	413

### NFC EAST

Team	W	L	T	Pct	PF	PA
y-Washington	11	5	0	.688	426	310
x-New York Giants	9	7	0	.563	299	301
St. Louis	9	7	0	.563	423	345
Dallas	9	7	0	.563	308	308
Philadelphia	6	9	1	.406	278	320

### NFC CENTRAL

Team	W	L	T	Pct	PF	PA
y-Chicago	10	6	0	.625	325	248
Green Bay	8	8	0	.500	390	309
Tampa Bay	6	10	0	.375	335	380
Detroit	4	11	1	.281	283	408
Minnesota	3	13	0	.188	276	484

### NFC WEST

Team	W	L	T	Pct	PF	PA
*y-San Francisco	15	1	0	.938	475	227
x-L.A. Rams	10	6	0	.625	346	316
New Orleans	7	9	0	.438	298	361
Atlanta	4	12	0	.250	281	382

x - Wild Card Qualifier; y - Division Title; \* - Home-field Advantage

## WILD CARD PLAYOFF GAMES

12/22 - at Seattle 13, L.A. Raiders 7

12/23 - New York Giants 16, at L.A. Rams 13

## DIVISIONAL PLAYOFF GAMES

12/29 - at Miami 31, Seattle 10

12/29 - at San Francisco 21, New York Giants 10

12/30 - Pittsburgh 24, at Denver 17

12/30 - Chicago 23, at Washington 19

## CONFERENCE CHAMPIONSHIPS

1/6 - at Miami 45, Pittsburgh 28

1/6 - at San Francisco 23, Chicago 0

## SUPER BOWL XIX (STANFORD, CALIF.)

1/20 - San Francisco 38, Miami 16





# 1983 FINAL STATISTICS (9-7)

Head Coach: Dan Reeves    AFC West: 3rd    Home Stadium: Mile High Stadium

Date	W-L	Score	Opponent	Attendance	RUSHING	No.	Yds.	Avg.	Long	TD
Sept 4	W	14-10	at Pittsburgh	58,233	Winder	196	757	3.9	52	3
Sept 11	W	17-10	at Baltimore	52,613	Poole	81	246	3.0	19	4
Sept 18	L	10-13	Philadelphia	74,202	Preston	57	222	3.9	28	1
Sept 25	L	7-22	L.A. Raiders	74,289	Willhite	43	188	4.4	24t	3
Oct 2	L	14-31	at Chicago	58,210	Elway	28	146	5.2	23	1
Oct 9	W	26-14	at Houston	58,210	Parros	30	96	3.2	13	1
Oct 16	W	24-17	Cincinnati	74,305	Myles	8	52	6.5	16	0
Oct 23	W	14-6	San Diego	74,581	DeBerg	13	28	2.2	11	1
Oct 30	W	27-24	Kansas City	74,640	Upchurch	6	19	3.2	9	0
Nov 6	L	19-27	at Seattle	61,189	Kubiak	4	17	4.3	8	1
Nov 13	L	20-22	at L.A. Raiders	51,945	Watson	3	17	5.7	10	0
Nov 20	W	38-27	Seattle	74,710	Prestridge	1	7	7.0	7	0
Nov 27	L	7-31	at San Diego	43,650	J. Wright	1	-11	-11.0	-11	0
Dec 4	W	27-6	Cleveland	70,912	<b>BRONCOS</b>	<b>471</b>	<b>1784</b>	<b>3.8</b>	<b>52</b>	<b>15</b>
Dec 11	W	21-19	Baltimore	74,854	<b>OPPONENTS</b>	<b>509</b>	<b>1938</b>	<b>3.8</b>	<b>29</b>	<b>14</b>
Dec 18	L	17-48	at Kansas City	11,377						

TEAM STATISTICS		Den	Opp	RECEIVING		No.	Yds.	Avg.	Long	TD
TOTAL FIRST DOWNS		292	321	Watson		59	1133	19.2	78t	5
Rushing		99	119	Upchurch		40	639	16.0	40	2
Passing		155	185	Winder		23	150	6.5	17	0
Penalty		38	17	Egloff		20	205	10.3	32	2
3RD DOWN: MADE/ATT		68/213	92/235	Poole		20	184	9.2	23	0
3rd Down Pct.		31.9	39.1	Preston		17	137	8.1	25	1
TOTAL NET YARDS		4811	5609	Willhite		14	153	10.9	26t	1
Avg. Per Game		300.7	350.6	J. Wright		13	134	10.3	23	0
Total Plays		1025	1099	Thomas		12	182	15.2	44	0
Avg. Per Play		4.7	5.1	Parros		12	126	10.5	33t	2
NET YARDS RUSHING		1784	1938	Sampson		10	200	20.0	49t	3
Avg. Per Game		111.5	121.1	Myles		7	119	17.0	33	1
Total Rushes		471	509	Odums		4	62	15.5	21	0
Avg. Per Rush		3.8	3.8	Sawyer		3	42	14.0	17	0
NET YARDS PASSING		3027	3671	<b>BRONCOS</b>		<b>254</b>	<b>3466</b>	<b>13.6</b>	<b>78t</b>	<b>17</b>
Avg. Per Game		189.2	229.4	<b>OPPONENTS</b>		<b>307</b>	<b>3988</b>	<b>13.0</b>	<b>72t</b>	<b>18</b>
Sacked/Yards Lost		55/439	38/317							
Gross Yards		3466	3988							
Att./Completions		499/254	552/307							
Completion Pct.		50.9	55.6							
Had Intercepted		22	27							
Avg. Per Pass Play		5.5	6.2							
PUNTS/AVERAGE		87/41.6	77/44.2							
NET PUNTING AVG		34.0	36.2							
TOTAL RETURN YARDAGE		1852	1629							
Punt Returns/Average		38/11.1	55/9.5							
Kickoff Returns/Average		56/19.2	46/17.9							
Intercept. Ret./Average		27/13.1	22/12.8							
PENALTIES/YARDS		100/804	138/1097							
FUMBLES/BALL LOST		34/19	46/20							
TOUCHDOWNS		34	36							
Rushing		15	14							
Passing		17	18							
Returns		2	4							
Extra Points Made/Attempts		33/34	34/35							
Field Goals Made/Attempts		21/25	25/33							
TOTAL POINTS		302	327							

SCORE BY PERIODS		1	2	3	4	OT	TOTAL	INTERCEPTIONS		No.	Yds.	Avg.	Long	TD
BRONCOS		41	80	39	142	0	302	L. Wright		6	50	8.3	34	0
OPPONENTS		85	87	76	79	0	327	Wilson		5	91	18.2	36	0
								Foley		5	28	5.6	16	0
								Harden		4	127	31.8	48	0
								Smith		4	39	9.8	23	0
								R. Jackson		1	15	15.0	15	0
								Gradišhar		1	5	5.0	5	0
								T. Jackson		1	0	0.0	0	0
<b>BRONCOS</b>		<b>38</b>	<b>10</b>	<b>420</b>	<b>11.1</b>	<b>70t</b>	<b>1</b>	<b>BRONCOS</b>		<b>27</b>	<b>355</b>	<b>13.1</b>	<b>48</b>	<b>0</b>
<b>OPPONENTS</b>		<b>55</b>	<b>8</b>	<b>524</b>	<b>9.5</b>	<b>30t</b>	<b>1</b>	<b>OPPONENTS</b>		<b>22</b>	<b>281</b>	<b>12.8</b>	<b>58t</b>	<b>3</b>

PUNTING		No.	Yds.	Avg.	TB	In20	Long	B	PUNT RETURNS		No.	FC	Yds.	Avg.	Long	TD
Prestridge		87	3620	41.6	7	19	60	—	Thomas		33	9	368	11.2	70t	1
<b>OPPONENTS</b>		<b>77</b>	<b>3406</b>	<b>44.2</b>	<b>10</b>	<b>18</b>	<b>68</b>	<b>—</b>	Upchurch		4	1	52	13.0	17	0
									L. Wright		1	0	0	0.0	0	0
									<b>BRONCOS</b>		<b>38</b>	<b>10</b>	<b>420</b>	<b>11.1</b>	<b>70t</b>	<b>1</b>
									<b>OPPONENTS</b>		<b>55</b>	<b>8</b>	<b>524</b>	<b>9.5</b>	<b>30t</b>	<b>1</b>

KICKOFF RETURNS		No.	Yds.	Avg.	Long	TD
Thomas		28	573	20.5	42	0
Wilson		24	485	20.2	32	0
Studdard		2	8	4.0	8	0
Harden		1	9	9.0	9	0
T. Jackson		1	2	2.0	2	0
<b>BRONCOS</b>		<b>56</b>	<b>1077</b>	<b>19.2</b>	<b>42</b>	<b>0</b>
<b>OPPONENTS</b>		<b>46</b>	<b>824</b>	<b>17.9</b>	<b>42</b>	<b>0</b>

FIELD GOAL BREAKDOWN		Distance	1-19	20-29	30-39	40-49	50+	Total
Karlis		0/0	7/8	7/9	6/7	1/1	21/25	
<b>OPPONENTS</b>		<b>2/2</b>	<b>8/9</b>	<b>6/8</b>	<b>7/8</b>	<b>2/6</b>	<b>25/33</b>	

**SACKS:** T. Jackson 5.5, D. Smith 5, Chavous 4.5, Jones 4, Manor 3, Gradišhar 2.5, Mecklenburg 2, Bowyer 2, Busick 2, Woodard 2, Carter 1, R. Jackson 1, Wright 1, Latimer 0.5, **TOTAL 36.0**

PASSING		Att.	Comp.	Yds.	Comp.%	Yd./Att.	TD	TD%	Int	Int%	LG	Sack/Lost	Rtg.
Elway		259	123	1663	47.5	6.42	7	2.7	14	5.4	49t	28/218	54.9
DeBerg		215	119	1617	55.3	7.52	9	4.2	7	3.3	54	25/201	79.7
Kubiak		22	12	186	54.5	8.45	1	4.5	1	4.5	78t	2/20	78.9
Upchurch		2	0	0	0.0	0.00	0	0.0	0	0.0	0	0/0	39.5
Willhite		1	0	0	0.0	0.00	0	0.0	0	0.0	0	0/0	39.5
<b>BRONCOS</b>		<b>499</b>	<b>254</b>	<b>3466</b>	<b>50.9</b>	<b>6.95</b>	<b>17</b>	<b>3.4</b>	<b>22</b>	<b>4.4</b>	<b>78t</b>	<b>55/439</b>	<b>66.4</b>
<b>OPPONENTS</b>		<b>552</b>	<b>307</b>	<b>3988</b>	<b>55.6</b>	<b>7.22</b>	<b>18</b>	<b>3.3</b>	<b>27</b>	<b>4.9</b>	<b>72t</b>	<b>38/317</b>	<b>69.0</b>

## 1983 DEFENSIVE STATS

(based on coaches' film review)

	TT	UT	A	S-YDS	I-YDS	FR
1 Gradishar	224	133	91	2.5-20	1-5	3
2 Busick	130	71	59	2-16	0-0	0
3 Foley	124	85	39	0-0	5-28	1
T. Jackson	124	77	47	5.5-59	1-0	2
5 D. Smith	114	79	35	5-32	4-39	0
6 L. Wright	113	81	32	1-1	6-50	1
7 Ryan	102	64	38	0-0	0-0	1
8 Chavous	99	62	37	4.5-25	0-0	1
9 Harden	98	64	34	0-0	4-27	3
Carter	98	47	51	1-12	0-0	3
11 Jones	72	42	30	4-22	0-0	2
12 Manor	56	36	20	3-18	0-0	1
R. Jackson	56	29	27	1-10	1-15	0
14 Wilson	55	45	10	0-0	5-91	0
15 Latimer	51	33	18	0.5-4	0-0	0
16 Bowyer	45	27	18	2-19	0-0	1
17 Mecklenburg	24	12	12	2-20	0-0	0
18 Stachowski	21	9	12	0-0	4-39	0
19 Dennison	19	9	10	0-0	0-0	0
20 Woodard	18	15	3	2-12	0-0	2
21 Myers	11	9	2	0-0	0-0	0
22 Swenson	8	1	7	0-0	0-0	0
23 Dupree	1	1	0	0-0	0-0	0
<b>TOTALS</b>	<b>1,663</b>	<b>1,031</b>	<b>632</b>	<b>36-270</b>	<b>27-355</b>	<b>21</b>

## 1983 GAMES STARTED

### OFFENSE

QB DeBerg, Steve	5
QB Elway, John	10
QB Kubiak, Gary	1
RB Parros, Rick	5
RB Poole, Nathan	10
RB Preston, Dave	3
RB Windsor, Sammy	13
WR Sampson, Clint	2
WR Upchurch, Rick	11
WR Watson, Steve	16
TE Egloff, Ron	10
TE Sawyer, John	4
TE Wright, Jim	6
C Bryan, Billy	16
T Lanier, Ken	16
T Studdard, Dave	16
G Bishop, Keith	16
G Cooper, Mark	2
G Howard, Paul	14

### DEFENSE

DE Bowyer, Walt	3
DE Chavous, Barney	13
DE Jones, Rulon	12
DE Manor, Brison	4
NT Carter, Rubin	15
NT Latimer, Don	3
LB Busick, Steve	15
LB Dennison, Rick	1
LB Gradishar, Randy	16
LB Jackson, Tom	15
LB Ryan, Jim	12
LB Swenson, Bob	2
LB Woodard, Ken	1
CB Harden, Mike	15
CB Wilson, Steve	3
CB Wright, Louis	16
S Foley, Steve	13
S Jackson, Roger	3
S Smith, Dennis	13
S Trimble, Steve	1

## 1983 COACHES

**Dan Reeves** (Head Coach), **Marvin Bass** (Special Assistant), **Joe Collier** (Asst. Head Coach/Defense), **I.J. Gorman** (Strength/Conditioning), **John Hadl** (Quarterbacks/Wide Receivers), **Stan Jones** (Defensive Line), **Myrel Moore** (Linebackers), **Nick Nicolau** (Running Backs), **Fran Polsfoot** (Tight Ends/Special Teams), **Dan Radakovich** (Offensive Line), **Charlie West** (Defensive Backs).

## 1983 LEADERS / RANKINGS

INDIVIDUAL	PLAYER	NO.	AFC RANK	NFL RANK	NFL LEADER	NO.
Points	Karlis	96	8	15	Moseley (WAS)	161
Rushing Yards	Winder	757	12	23	Dickerson (Rams)	1,808
Passing Yards	Elway	1,663	15	28	Dickey (GB)	4,458
Passer Rating	DeBerg	79.9	8	14	Bartkowski (ATL)	97.6
Receiving Yards	Watson	1,133	5	10	Quick (PHI)	1,409
Receptions	Watson	59	11	18	Christensen (Raid.)	92
Interceptions	L. Wright	6	8	15	Murphy (WAS)	9
Sacks	T. Jackson	5.5	26	62	Gastineau (NYJ)	19
OFFENSE		NO.	AFC RANK	NFL RANK	NFL LEADER	NO.
Points Per Game		18.9	10	21	Washington	33.8
Total Yards Per Game		300.7	14	26	San Diego	387.3
Yards Per Play		4.7	11	21	Green Bay	6.1
Rushing Yards Per Game		111.5	11	23	Chicago	170.4
Net Passing Yards Per Game		189.2	9	20	San Diego	291.3
DEFENSE		NO.	AFC RANK	NFL RANK	NFL LEADER	NO.
Points Per Game		20.4	5	9	Miami	15.6
Total Yards Per Game		350.6	9	21	Cincinnati	270.4
Yards Per Play		5.1	7	17	Cincinnati	4.4
Rushing Yards Per Game		121.1	4	10	Washington	80.6
Net Passing Yards Per Game		229.4	12	23	New Orleans	168.2

## 1983 KEY AWARDS

**Pro Bowl (2):** LB Randy Gradishar, CB Louis Wright. **AP All-Pro (1):** LB Randy Gradishar (second team).

## 1983 NFL STANDINGS

### AFC EAST

Team	W	L	T	Pct	PF	PA
y-Miami	12	4	0	.750	389	250
New England	8	8	0	.500	274	289
Buffalo	8	8	0	.500	283	351
Baltimore	7	9	0	.438	264	354
New York Jets	7	9	0	.438	313	331

### AFC CENTRAL

Team	W	L	T	Pct	PF	PA
y-Pittsburgh	10	6	0	.625	355	303
Cleveland	9	7	0	.563	356	342
Cincinnati	7	9	0	.438	346	302
Houston	2	14	0	.125	288	460

### AFC WEST

Team	W	L	T	Pct	PF	PA
*y-L.A. Raiders	12	4	0	.750	442	338
x-Seattle	9	7	0	.563	403	397
<b>x-Denver</b>	<b>9</b>	<b>7</b>	<b>0</b>	<b>.563</b>	<b>302</b>	<b>327</b>
San Diego	6	10	0	.375	358	462
Kansas City	6	10	0	.375	386	367

### NFC EAST

Team	W	L	T	Pct	PF	PA
*y-Washington	14	2	0	.875	541	332
x-Dallas	12	4	0	.750	479	360
St. Louis	8	7	1	.531	374	428
Philadelphia	5	11	0	.313	233	322
New York Giants	3	12	1	.219	267	347

### NFC CENTRAL

Team	W	L	T	Pct	PF	PA
y-Detroit	9	7	0	.563	347	286
Green Bay	8	8	0	.500	429	439
Chicago	8	8	0	.500	311	301
Minnesota	8	8	0	.500	316	348
Tampa Bay	2	14	0	.125	241	380

### NFC WEST

Team	W	L	T	Pct	PF	PA
y-San Francisco	10	6	0	.625	432	293
x-L.A. Rams	9	7	0	.563	361	344
New Orleans	8	8	0	.500	319	337
Atlanta	7	9	0	.438	370	389

x - Wild Card Qualifier; y - Division Title; \* - Home-field Advantage

## WILD CARD PLAYOFF GAMES

12/24 - at Seattle 31, Denver 7  
12/26 - L.A. Rams 24, at Dallas 17

## DIVISIONAL PLAYOFF GAMES

12/31 - Seattle 27, at Miami 20  
12/31 - at San Francisco 24, Detroit 23  
1/1 - at L.A. Raiders 38, Pittsburgh 10  
1/1 - at Washington 51, L.A. Rams 7

## CONFERENCE CHAMPIONSHIPS

1/8 - at L.A. Raiders 30, Seattle 14  
1/8 - at Washington 24, San Francisco 21

## SUPER BOWL XVIII (TAMPA, FLA.)

1/22 - L.A. Raiders 38, Washington 9





## 1982 DEFENSIVE STATS

(based on coaches' film review)

	TT	UT	A	S-YDS	I-YDS	FR
1 Gradishar	151	80	71	2-16	0-0	1
2 T. Jackson	86	47	39	1-1	1-8	0
3 Ryan	84	54	30	0-0	0-0	0
4 Evans	80	55	25	0-0	0-0	0
5 Smith	65	53	12	2-11	1-29	0
6 Jones	64	34	30	2-11	0-0	0
7 Chavous	62	35	27	5-42	0-0	0
8 L. Wright	54	44	10	1-11	2-18	1
9 Kyle	52	36	16	0-0	3-26	1
10 Harden	51	35	16	0-0	2-3	1
Carter	51	23	28	0-0	0-0	0
12 Wilson	48	33	15	0-0	2-22	1
Latimer	48	31	17	1-9	0-0	0
14 Trimble	20	12	8	0-0	0-0	0
Manor	20	10	10	2-11	0-0	0
16 Boyd	16	8	8	0-0	0-0	0
17 Thomas	14	9	5	0-0	1-0	0
18 Swenson	11	2	9	0-0	0-0	0
19 R. Jackson	5	2	3	0-0	0-0	0
Foley	5	1	4	0-0	0-0	0
21 Busick	4	1	3	0-0	0-0	0
<b>TOTALS</b>	<b>991</b>	<b>605</b>	<b>386</b>	<b>16-112</b>	<b>12-106</b>	<b>5</b>

## 1982 GAMES STARTED

OFFENSE	DEFENSE
QB DeBerg, Steve	5 DE Chavous, Barney
QB Herrmann, Mark	1 DE Jones, Rulon
QB Morton, Craig	3 NT Carter, Rubin
RB Parros, Rick	9 NT Latimer, Don
RB Preston, Dave	5 LB Evans, Larry
RB Willhite, Gerald	2 LB Gradishar, Randy
RB Winder, Sammy	2 LB Jackson, Tom
WR Upchurch, Rick	8 LB Ryan, Jim
WR Watson, Steve	9 CB Kyle, Aaron
TE Egloff, Ron	1 CB Wilson, Steve
TE Odums, Riley	6 CB Wright, Louis
TE Wright, Jim	3 S Foley, Steve
C Bryan, Billy	9 S Harden, Mike
T Lanier, Ken	9 S Smith, Dennis
T Minor, Claudie	7 S Trimble, Steve
T Uecker, Keith	2
G Glassick, Tom	9
G Studdard, Dave	9

## 1982 COACHES

**Dan Reeves** (Head Coach), **Marvin Bass** (Special Assistant), **Joe Collier** (Asst. Head Coach/Defense), **Rod Dowhower** (Offensive Coordinator/Wide Receivers), **Jerry Frei** (Offensive Line), **Stan Jones** (Defensive Line), **Richie McCabe** (Defensive Backs), **Nick Nicolau** (Running Backs), **Fran Polsto** (Tight Ends/Special Teams), **Bob Zeman** (Linebackers).

## 1982 LEADERS / RANKINGS

INDIVIDUAL	PLAYER	NO.	AFC RANK	NFL RANK	NFL LEADER	NO.
Points	Karlis	48	8	16	Benirschke (SD)	80
Rushing Yards	Willhite	347	15	28	McNeil (NYJ)	786
Passing Yards	DeBerg	1,405	8	19	Fouts (SD)	2,883
Passer Rating	DeBerg	67.2	7	20	Anderson (CIN)	95.3
Receiving Yards	Watson	555	9	12	Chandler (SD)	1,032
Receptions	Parros	37	10	15d	D. Clark (SF)	60
Interceptions	Kyle	3	3t	4t	Walls (DAL)	7
Sacks	Chavous	15	11t	26t	Martin (MIN)	11.5
OFFENSE		NO.	AFC RANK	NFL RANK	NFL LEADER	NO.
Points Per Game		16.4	9	20	San Diego	32.0
Total Yards Per Game		315.2	7	15	San Diego	449.8
Yards Per Play		4.8	7t	16t	San Diego	6.6
Rushing Yards Per Game		113.1	9	17	Buffalo	152.3
Net Passing Yards Per Game		202.1	6	15	San Diego	325.2
DEFENSE		NO.	AFC RANK	NFL RANK	NFL LEADER	NO.
Points Per Game		25.1	12	25	Washington	14.2
Total Yards Per Game		352.1	11	24	Miami	256.9
Yards Per Play		5.1	9	20t	Miami	4.2
Rushing Yards Per Game		103.9	4	7	Pittsburgh	84.7
Net Passing Yards Per Game		248.2	12	26	Miami	114.1

## 1982 KEY AWARDS

**Pro Bowl** (3): LB Randy Gradishar, P Luke Prestridge, WR Rick Upchurch. **AP All-Pro** (2): P Luke Prestridge (first team), WR Rick Upchurch (first team).

## 1982 NFL STANDINGS

(As a result of a 57-day players' strike, the 1982 NFL regular-season schedule was reduced from 16 weeks to nine. At the conclusion of the regular season, the NFL conducted a 16-team postseason Super Bowl tournament. Eight teams from each conference were seeded 1-8 based on their records during the season.)

## AFC

Team	W	L	T	Pct	PF	PA
1-L.A. Raiders	8	1	0	.889	260	200
2-Miami	7	2	0	.778	198	131
3-Cincinnati	7	2	0	.778	232	177
4-Pittsburgh	6	3	0	.667	204	146
5-San Diego	6	3	0	.667	288	221
6-New York Jets	6	3	0	.667	245	166
7-New England	5	4	0	.556	143	157
8-Cleveland	4	5	0	.444	140	182
Buffalo	4	5	0	.444	150	154
Seattle	4	5	0	.444	127	147
Kansas City	3	6	0	.333	176	184
Denver	2	7	0	.222	148	226
Houston	1	8	0	.111	136	245
Baltimore	0	8	1	.056	113	236

## NFC

Team	W	L	T	Pct	PF	PA
1-Washington	8	1	0	.889	190	128
2-Dallas	6	3	0	.667	226	145
3-Green Bay	5	3	1	.611	226	169
4-Minnesota	5	4	0	.556	187	198
5-Atlanta	5	4	0	.556	183	199
6-St. Louis	5	4	0	.556	135	170
7-Tampa Bay	5	4	0	.556	158	178
8-Detroit	4	5	0	.444	181	176
New Orleans	4	5	0	.444	129	160
New York Giants	4	5	0	.444	164	160
San Francisco	3	6	0	.333	209	206
Chicago	3	6	0	.333	141	174
Philadelphia	3	6	0	.333	191	195
L.A. Rams	2	7	0	.222	200	250

## FIRST ROUND PLAYOFF GAMES

- 1/8 – at Miami 28, New England 13
- 1/8 – at L.A. Raiders 27, Cleveland 10
- 1/8 – at Washington 31, Detroit 7
- 1/8 – at Green Bay 41, St. Louis 16
- 1/9 – New York Jets 44, at Cincinnati 17
- 1/9 – San Diego 31, at Pittsburgh 28
- 1/9 – at Minnesota 30, Atlanta 24
- 1/9 – at Dallas 30, Tampa Bay 17

## SECOND ROUND PLAYOFF GAMES

- 1/15 – New York Jets 17, at L.A. Raiders 14
- 1/15 – at Washington 21, Minnesota 7
- 1/16 – at Miami 34, San Diego 13
- 1/16 – at Dallas 37, Green Bay 26

## CONFERENCE CHAMPIONSHIPS

- 1/22 – at Washington 31, Dallas 17
- 1/23 – at Miami 14, New York Jets 0

## SUPER BOWL XVII (PASADENA, CALIF.)

- 1/30 – Washington 27, Miami 17

# 1981 FINAL STATISTICS (10-6)

Head Coach: Dan Reeves    AFC West: 2nd    Home Stadium: Mile High Stadium

Date	W-L	Score	Opponent	Attendance	RUSHING	No.	Yds.	Avg.	Long	TD
Sept 6	W	9-7	Oakland	74,796	Parros	176	749	4.3	25	2
Sept 13	L	10-13	at Seattle	58,513	Preston	183	640	3.5	23	3
Sept 20	W	28-10	Baltimore	74,804	Reed	68	156	2.3	10	0
Sept 27	W	42-24	San Diego	74,844	Canada	33	113	3.4	11	3
Oct 4	W	17-0	at Oakland	51,035	Lytle	30	106	3.5	18	4
Oct 11	W	27-21	Detroit	74,816	Upchurch	5	56	11.2	37	0
Oct 18	L	14-28	at Kansas City	74,672	DeBerg	9	40	4.4	11	0
Oct 25	L	7-9	at Buffalo	77,757	Morton	8	18	2.3	5	0
Nov 2	W	19-17	Minnesota	74,834	Wright	1	11	11.0	11	0
Nov 8	W	23-20	Cleveland (OT)	74,859	Watson	2	6	3.0	6	0
Nov 15	W	24-7	at Tampa Bay	64,518	<b>BRONCOS</b>	<b>515</b>	<b>1895</b>	<b>3.7</b>	<b>37</b>	<b>12</b>
Nov 22	L	21-38	at Cincinnati	57,207	<b>OPPONENTS</b>	<b>467</b>	<b>2005</b>	<b>4.3</b>	<b>82t</b>	<b>17</b>
Nov 29	L	17-34	San Diego	51,533						
Dec 6	W	16-13	Kansas City	74,744	<b>RECEIVING</b>	<b>No.</b>	<b>Yds.</b>	<b>Avg.</b>	<b>Long</b>	<b>TD</b>
Dec 13	W	23-13	Seattle	74,527	Watson	60	1244	20.7	95t	13
Dec 20	L	24-35	at Chicago	40,125	Preston	52	507	9.8	37	0
					Odoms	38	516	13.6	28	5
					Reed	34	317	9.3	33	0
					Upchurch	32	550	17.2	63	3
					Parros	25	216	8.6	26	1
					Egloff	17	231	13.6	40	1
					Moses	15	246	16.4	30	1
					Lytle	6	47	7.8	14t	1
					Manning	3	49	16.3	34	0
					Canada	3	37	12.3	20	1
					Wright	3	22	7.3	14	1
					Studdard	1	10	10.0	10	0
					<b>BRONCOS</b>	<b>289</b>	<b>3992</b>	<b>13.8</b>	<b>95t</b>	<b>27</b>
					<b>OPPONENTS</b>	<b>267</b>	<b>3168</b>	<b>11.9</b>	<b>65t</b>	<b>13</b>

TEAM STATISTICS	Den	Opp
TOTAL FIRST DOWNS	306	268
Rushing	91	103
Passing	181	142
Penalty	34	23
3RD DOWN: MADE/ATT	86/230	74/219
3rd Down Pct.	37.4	33.8
TOTAL NET YARDS	5426	4878
Avg. Per Game	339.1	304.9
Total Plays	1062	1000
Avg. Per Play	5.1	4.9
NET YARDS RUSHING	1895	2005
Avg. Per Game	118.4	125.3
Total Rushes	515	467
Avg. Per Rush	3.7	4.3
NET YARDS PASSING	3531	2873
Avg. Per Game	220.7	179.6
Sacked/Yards Lost	61/461	36/295
Gross Yards	3992	3168
Att./Completions	485/289	497/267
Completion Pct.	59.6	53.7
Had Intercepted	21	23
Average per Pass Play	6.5	5.4
PUNTS/AVERAGE	86/40.4	88/43.1
NET PUNTING AVG	34.8	36.0
TOTAL RETURN YARDAGE	1584	1800
Punt Returns/Average	51/8.6	46/8.4
Kickoff Returns/Average	47/17.0	47/21.4
Intercept. Ret./Average	23/14.9	21/19.3
PENALTIES/YARDS	99/832	104/949
FUMBLES/BALL LOST	26/18	36/23
TOUCHDOWNS	39	35
Rushing	12	17
Passing	27	13
Returns	0	5
Extra Points Made/Attempts	36/38	34/35
Field Goals Made/Attempts	17/30	15/27
TOTAL POINTS	321	289

SCORE BY PERIODS	1	2	3	4	OT	Total
<b>BRONCOS</b>	67	91	74	86	3	321
<b>OPPONENTS</b>	63	80	71	75	0	289

SCORING	TD	Ru	Pa	Rt	PAT	FG	S	PTS
Steinfort	0	0	0	0	36/37	17/30	0	87
Watson	13	0	13	0	0/0	0/0	0	78
Lytle	5	4	1	0	0/0	0/0	0	30
Odoms	5	0	5	0	0/0	0/0	0	30
Canada	4	3	1	0	0/0	0/0	0	24
Upchurch	3	0	3	0	0/0	0/0	0	18
Parros	3	2	1	0	0/0	0/0	0	18
Preston	3	3	0	0	0/0	0/0	0	18
Egloff	1	0	1	0	0/0	0/0	0	6
Wright	1	0	1	0	0/0	0/0	0	6
Moses	1	0	1	0	0/0	0/0	0	6
Prestridge	0	0	0	0	0/1	0/0	0	0
<b>BRONCOS</b>	<b>39</b>	<b>12</b>	<b>27</b>	<b>0</b>	<b>36/38</b>	<b>17/30</b>	<b>0</b>	<b>321</b>
<b>OPPONENTS</b>	<b>35</b>	<b>17</b>	<b>13</b>	<b>5</b>	<b>34/35</b>	<b>15/27</b>	<b>0</b>	<b>289</b>

PASSING	Att.	Comp.	Yds.	Comp.%	Yd./Att.	TD	TD%	Int	Int%	LG	Sack/Lost	Rtg.
Morton	376	225	3195	59.8	8.50	21	5.6	14	3.7	95t	54/394	90.5
DeBerg	108	64	797	59.3	7.38	6	5.6	6	5.6	44	7/67	77.5
Reed	1	0	0	0.0	0.00	0	0.0	0	0.0	0	0/0	0.0
<b>BRONCOS</b>	<b>485</b>	<b>289</b>	<b>3992</b>	<b>59.6</b>	<b>8.23</b>	<b>227</b>	<b>5.6</b>	<b>21</b>	<b>4.3</b>	<b>95t</b>	<b>61/461</b>	<b>86.7</b>
<b>OPPONENTS</b>	<b>497</b>	<b>267</b>	<b>3168</b>	<b>53.7</b>	<b>6.37</b>	<b>13</b>	<b>2.6</b>	<b>23</b>	<b>4.6</b>	<b>65t</b>	<b>36/295</b>	<b>62.8</b>

RECEIVING	No.	Yds.	Avg.	Long	TD
Watson	60	1244	20.7	95t	13
Preston	52	507	9.8	37	0
Odoms	38	516	13.6	28	5
Reed	34	317	9.3	33	0
Upchurch	32	550	17.2	63	3
Parros	25	216	8.6	26	1
Egloff	17	231	13.6	40	1
Moses	15	246	16.4	30	1
Lytle	6	47	7.8	14t	1
Manning	3	49	16.3	34	0
Canada	3	37	12.3	20	1
Wright	3	22	7.3	14	1
Studdard	1	10	10.0	10	0
<b>BRONCOS</b>	<b>289</b>	<b>3992</b>	<b>13.8</b>	<b>95t</b>	<b>27</b>
<b>OPPONENTS</b>	<b>267</b>	<b>3168</b>	<b>11.9</b>	<b>65t</b>	<b>13</b>

INTERCEPTIONS	No.	Yds.	Avg.	Long	TD
Foley	5	81	16.2	24	0
Gradishar	4	38	9.5	16	0
Thompson	4	14	3.5	14	0
Swenson	3	53	17.7	32	0
Kyle	2	40	20.0	40	0
Harden	2	34	17.0	38	0
Smith	1	65	65.0	65	0
Manor	1	16	16.0	16	0
Evans	1	1	1.0	1	0
<b>BRONCOS</b>	<b>23</b>	<b>342</b>	<b>14.9</b>	<b>65</b>	<b>0</b>
<b>OPPONENTS</b>	<b>21</b>	<b>405</b>	<b>19.3</b>	<b>69t</b>	<b>4</b>

PUNTING	No.	Yds.	Avg.	TB	In20	Long	B
Prestridge	86	3478	40.4	5	20	67	0
<b>OPPONENTS</b>	<b>88</b>	<b>3789</b>	<b>43.1</b>	<b>9</b>	<b>18</b>	<b>71</b>	<b>1</b>

PUNT RETURNS	No.	FC	Yds.	Avg.	Long	TD
Manning	41	4	378	9.2	39	0
Upchurch	9	1	63	7.0	15	0
Kyle	1	0	0	0.0	0	0
<b>BRONCOS</b>	<b>51</b>	<b>5</b>	<b>441</b>	<b>8.6</b>	<b>39</b>	<b>0</b>
<b>OPPONENTS</b>	<b>46</b>	<b>17</b>	<b>388</b>	<b>8.4</b>	<b>26</b>	<b>0</b>

KICKOFF RETURNS	No.	Yds.	Avg.	Long	TD
Manning	26	514	19.8	31	0
Harden	11	178	16.2	23	0
Lytle	5	80	16.0	24	0
Canada	2	19	9.5	13	0
Egloff	1	7	7.0	7	0
Ryan	1	2	2.0	2	0
Preston	1	1	1.0	1	0
<b>BRONCOS</b>	<b>47</b>	<b>801</b>	<b>17.0</b>	<b>31</b>	<b>0</b>
<b>OPPONENTS</b>	<b>47</b>	<b>1007</b>	<b>21.4</b>	<b>46</b>	<b>0</b>

FIELD GOAL BREAKDOWN	Distance	1-19	20-29	30-39	40-49	50+	Total
Steinfort	0/0	6/9	5/11	6/8	0/2		17/30
<b>OPPONENTS</b>	<b>0/0</b>	<b>5/6</b>	<b>4/6</b>	<b>5/11</b>	<b>1/4</b>		<b>15/27</b>

**SACKS:** Jones 9.5, Chavous 4, Manor 4, Carter 3, Swenson 3, Latimer 2.5, Evans 2, Boyd 1, Gradishar 1, Thompson 1, Wright 1, **TOTAL 32.0**

## 1981 DEFENSIVE STATS

(based on coaches' film review)

	TT	UT	A	S-YDS	I-YDS	FR
1 Gradishar	258	168	90	1-8	4-38	0
2 Swenson	145	103	42	3-27	3-53	3
3 Jackson	144	95	49	4-33	0-0	1
4 Evans	126	81	45	2-10	1-1	1
5 Carter	101	67	34	3-18	0-0	1
6 Chavous	93	58	35	4-29	0-0	1
7 Thompson	91	59	32	1-9	4-14	2
8 Foley	87	53	34	0-0	5-81	1
9 Latimer	71	51	20	2.5-30	0-0	1
Jones	71	37	34	9.5-86	0-0	1
11 Kyle	68	62	6	0-0	2-40	4
12 D. Smith	45	42	3	0-0	1-65	2
13 Manor	39	27	12	4-35	1-16	0
14 Harden	37	23	14	0-0	2-34	1
15 P. Smith	35	32	3	0-0	0-0	0
16 Boyd	34	19	15	1-10	0-0	1
17 L. Wright	32	25	7	1-11	0-0	1
18 Ryan	22	15	7	0-0	0-0	0
19 Busick	1	1	0	0-0	0-0	2
Merrill	1	1	0	0-0	0-0	0
<b>TOTALS</b>	<b>1,501</b>	<b>1,019</b>	<b>482</b>	<b>36-306</b>	<b>23-342</b>	<b>23</b>

## 1981 GAMES STARTED

### OFFENSE

### DEFENSE

QB Morton, Craig	16	DE Chavous, Barney	16
RB Parros, Rick	16	DE Jones, Rulon	16
RB Preston, Dave	15	NT Carter, Rubin	16
WR Moses, Haven	6	LB Evans, Larry	16
WR Upchurch, Rick	10	LB Gradishar, Randy	16
WR Watson, Steve	12	LB Jackson, Tom	16
WR Wilson, Steve	1	LB Swenson, Bob	16
TE Eglolf, Ron	5	CB Kyle, Aaron	16
TE Odoms, Riley	15	CB Smith, Dennis	5
C Bryan, Billy	13	CB Smith, Perry	3
C Hyde, Glenn	3	CB Wright, Louis	8
T Clark, Kelvin	3	S Foley, Steve	12
T Lanier, Ken	1	S Harden, Mike	4
T Minor, Claude	13	S Thompson, Billy	16
T Studdard, Dave	16		
G Glassic, Tom	16		
G Howard, Paul	15		

## 1981 COACHES

**Dan Reeves** (Head Coach), **Joe Collier** (Defensive Coordinator), **Rod Dowhower** (Wide Receivers), **Jerry Frei** (Offensive Line), **Reed Johnson** (Special Teams), **Stan Jones** (Defensive Line), **Charlie Lee** (Running Backs), **Richie McCabe** (Defensive Backs), **Nick Nicolau** (Special Assistant), **Fran Poltfoot** (Tight Ends), **Bob Zeman** (Linebackers).

## 1981 LEADERS / RANKINGS

INDIVIDUAL	PLAYER	NO.	AFC RANK	NFL RANK	NFL LEADER	NO.
Points	Steinfort	87	6	151	Murray (DET/Seafin (DAL))	121
Rushing Yards	Parros	749	12	24	Rogers (NO)	1,674
Passing Yards	Morton	3,195	6	11	Fouts (SD)	4,802
Passer Rating	Morton	90.6	21	21	Anderson (CIN)	98.4
Receiving Yards	Watson	1,244	11	31	Jenkins (ATL)	1,358
Receptions	Watson	60	13	24	Winslow (SD)	88
Interceptions	Foley	5	61	211	Walls (DAL)	11
OFFENSE		NO.	AFC RANK	NFL RANK	NFL LEADER	NO.
Points Per Game		20.1	9	17	San Diego	29.9
Total Yards Per Game		339.1	7	14	San Diego	421.5
Yards Per Play		5.1	71	141	San Diego	6.0
Rushing Yards Per Game		118.4	11	21	Detroit	174.7
Net Passing Yards Per Game		220.7	5	8	San Diego	296.2
DEFENSE		NO.	AFC RANK	NFL RANK	NFL LEADER	NO.
Points Per Game		18.1	4	9	Philadelphia	13.8
Total Yards Per Game		304.9	2	6	Philadelphia	277.9
Yards Per Play		4.9	31	91	New York Giants	4.2
Rushing Yards Per Game		125.3	7	13	Detroit	101.4
Net Passing Yards Per Game		179.6	2	5	Philadelphia	168.5

## 1981 KEY AWARDS

**Pro Bowl (4):** LB Randy Gradishar, LB Bob Swenson, S Billy Thompson, WR Steve Watson. **AP All-Pro (2):** LB Randy Gradishar (second team), LB Bob Swenson (first team).

## 1981 NFL STANDINGS

### AFC EAST

Team	W	L	T	Pct	PF	PA
y-Miami	11	4	1	.719	345	275
x-New York Jets	10	5	1	.656	355	287
x-Buffalo	10	6	0	.625	311	276
New England	2	14	0	.125	322	370
Baltimore	2	14	0	.125	259	533

### AFC CENTRAL

Team	W	L	T	Pct	PF	PA
*y-Cincinnati	12	4	0	.750	421	304
Pittsburgh	8	8	0	.500	356	297
Houston	7	9	0	.438	281	355
Cleveland	5	11	0	.313	276	375

### AFC WEST

Team	W	L	T	Pct	PF	PA
y-San Diego	10	6	0	.625	478	390
<b>Denver</b>	<b>10</b>	<b>6</b>	<b>0</b>	<b>.625</b>	<b>321</b>	<b>289</b>
Kansas City	9	7	0	.563	343	290
Oakland	7	9	0	.438	273	343
Seattle	6	10	0	.375	322	388

### NFC EAST

Team	W	L	T	Pct	PF	PA
y-Dallas	12	4	0	.750	367	277
x-Philadelphia	10	6	0	.625	368	221
x-New York Giants	9	7	0	.563	295	257
Washington	8	8	0	.500	347	349
St. Louis	7	9	0	.438	315	408

### NFC CENTRAL

Team	W	L	T	Pct	PF	PA
y-Tampa Bay	9	7	0	.563	315	268
Detroit	8	8	0	.500	397	322
Green Bay	8	8	0	.500	324	361
Minnesota	7	9	0	.438	325	369
Chicago	6	10	0	.375	253	324

### NFC WEST

Team	W	L	T	Pct	PF	PA
*y-San Francisco	13	3	0	.813	357	250
Atlanta	7	9	0	.438	426	355
Los Angeles	6	10	0	.375	303	351
New Orleans	4	12	0	.250	207	378

x - Wild Card Qualifier; y - Division Title; \* - Home-field Advantage

## WILD CARD PLAYOFF GAMES

12/27 - Buffalo 31, at New York Jets 27  
12/27 - New York Giants 27, at Philadelphia 21

## DIVISIONAL PLAYOFF GAMES

1/2 - San Diego 41, at Miami 38 (OT)  
1/2 - at Dallas 38, Tampa Bay 0  
1/3 - at Cincinnati 28, Buffalo 21  
1/3 - at San Francisco 38, New York Giants 24

## CONFERENCE CHAMPIONSHIPS

1/10 - at Cincinnati 27, San Diego 7  
1/10 - at San Francisco 28, Dallas 27

## SUPER BOWL XVI (PONTIAC, MICH.)

1/24 - San Francisco 26, Cincinnati 21





# 1980 FINAL STATISTICS (8-8)

Head Coach: Red Miller    AFC West: 4th    Home Stadium: Mile High Stadium

Date	W-L	Score	Opponent	Attendance	RUSHING	No.	Yds.	Avg.	Long	TD
Sept 7	L	6-27	at Philadelphia	70,307	Jensen	101	476	4.7	32	2
Sept 14	W	41-20	Dallas	74,919	Armstrong	106	470	4.4	20	4
Sept 21	L	13-30	San Diego	74,970	Preston	111	385	3.5	19	4
Sept 29	L	14-23	at New England	59,602	Lytle	57	223	3.9	35	1
Oct 5	W	19-16	at Cleveland	81,065	Keyworth	38	127	3.3	14	1
Oct 13	W	20-17	Washington	74,657	McCutcheon	12	52	4.3	12	0
Oct 19	L	17-23	Kansas City	74,459	Upchurch	5	49	9.8	21	0
Oct 26	W	14-9	at New York Giants	67,598	Robinson	21	47	2.2	22	3
Nov 2	L	16-20	Houston	74,717	Morton	21	29	1.4	9	1
Nov 9	W	20-13	at San Diego	51,435	Moorehead	6	7	3.5	4	0
Nov 16	W	31-24	New York Jets	72,114	Knappe	6	0	0.0	9	0
Nov 23	W	36-20	Seattle	73,274	<b>BRONCOS</b>	<b>480</b>	<b>1865</b>	<b>3.9</b>	<b>35</b>	<b>16</b>
Dec 1	L	3-9	at Oakland	51,583	<b>OPPONENTS</b>	<b>554</b>	<b>2117</b>	<b>3.8</b>	<b>55</b>	<b>10</b>
Dec 7	L	14-31	at Kansas City	40,237						
Dec 14	L	21-24	Oakland	73,974						
Dec 21	W	25-17	at Seattle	51,853						

TEAM STATISTICS	Den	Opp
TOTAL FIRST DOWNS	286	303
Rushing	107	125
Passing	158	158
Penalty	21	20
3RD DOWN: MADE/ATT	84/223	91/228
3rd Down Pct.	37.7	39.9
TOTAL NET YARDS	4642	5242
Avg. Per Game	290.1	327.6
Total Plays	992	1043
Avg. Per Play	4.7	5.0
NET YARDS RUSHING	1865	2117
Avg. Per Game	116.6	132.3
Total Rushes	480	554
NET YARDS PASSING	2777	3125
Avg. Per Game	173.6	195.3
Sacked/Yards Lost	44/330	39/324
Gross Yards	3107	3449
Att./Completions	467/262	449/270
Completion Pct.	56.1	60.1
Had Intercepted	25	16
Average per Pass Play	5.4	6.4
PUNTS/AVERAGE	70/43.9	70/41.6
NET PUNTING AVG	35.9	34.1
TOTAL RETURN YARDAGE	2041	2021
Punt Returns/Average	42/9.7	52/8.5
Kickoff Returns/Average	62/20.4	55/21.6
Intercept. Ret./Average	16/21.4	25/15.6
PENALTIES/YARDS	93/899	101/850
FUMBLES/BALL LOST	25/12	26/12
TOUCHDOWNS	33	34
Rushing	16	10
Passing	14	20
Returns	3	4
Extra Points Made/Attempts	32/33	32/34
Field Goals Made/Attempts	26/34	29/40
TOTAL POINTS	310	323

SCORE BY PERIODS	1	2	3	4	OT	Total
<b>BRONCOS</b>	63	90	86	71	0	310
<b>OPPONENTS</b>	39	158	38	88	0	323

SCORING	TD	Ru	Pa	Rt	PAT	FG	\$	PTS
Steinfort	0	0	0	0	32/33	26/34	0	110
Odoms	6	0	6	0	0/0	0/0	0	36
Moses	4	0	4	0	0/0	0/0	0	24
Preston	4	4	0	0	0/0	0/0	0	24
Armstrong	4	4	0	0	0/0	0/0	0	24
Robinson	3	3	0	0	0/0	0/0	0	18
Upchurch	3	0	3	0	0/0	0/0	0	18
Jensen	3	2	1	0	0/0	0/0	0	18
Lytle	1	1	0	0	0/0	0/0	0	6
Morton	1	1	0	0	0/0	0/0	0	6
Gradishar	1	0	0	1	0/0	0/0	0	6
Latimer	1	0	0	1	0/0	0/0	0	6
Keyworth	1	1	0	0	0/0	0/0	0	6
Thompson	1	0	0	1	0/0	0/0	0	6
Jones	0	0	0	0	0/0	0/0	1	2
<b>BRONCOS</b>	<b>33</b>	<b>16</b>	<b>14</b>	<b>3</b>	<b>32/33</b>	<b>26/34</b>	<b>1</b>	<b>310</b>
<b>OPPONENTS</b>	<b>34</b>	<b>10</b>	<b>20</b>	<b>4</b>	<b>32/34</b>	<b>29/40</b>	<b>0</b>	<b>323</b>

PASSING	Att.	Comp.	Yds.	Comp.%	Yd./Att.	TD	TD%	Int	Int%	LG	Sack/Lost	Rtg.
Morton	301	183	2150	60.8	7.14	12	4.0	13	4.3	41	26/190	77.8
Robinson	162	78	942	48.1	5.81	2	1.2	12	7.4	52	17/136	39.5
Knappe	4	1	15	25.0	3.75	0	0.0	0	0.0	15	0/0	42.7
McCutcheon	0	0	0	0.0	0.00	0	0.0	0	0.0	0	1/4	39.5
<b>BRONCOS</b>	<b>467</b>	<b>262</b>	<b>3107</b>	<b>56.1</b>	<b>6.65</b>	<b>14</b>	<b>3.0</b>	<b>25</b>	<b>5.4</b>	<b>52</b>	<b>44/330</b>	<b>64.0</b>
<b>OPPONENTS</b>	<b>449</b>	<b>270</b>	<b>3449</b>	<b>60.1</b>	<b>7.68</b>	<b>20</b>	<b>4.5</b>	<b>16</b>	<b>3.6</b>	<b>56t</b>	<b>39/324</b>	<b>84.1</b>

RECEIVING	No.	Yds.	Avg.	Long	TD
Jensen	49	377	7.7	28	1
Upchurch	46	605	13.2	35	3
Odoms	39	590	15.1	30	6
Moses	38	674	17.7	33	4
Preston	35	309	8.8	36	0
Lytle	18	177	9.8	37	0
Keyworth	7	87	5.8	22	0
Armstrong	7	23	3.3	8	0
Watson	6	146	24.3	52	0
Egloff	6	85	14.2	24	0
Brunson	1	15	15.0	15	0
McCutcheon	1	12	12.0	12	0
Larson	1	7	7.0	7	0
<b>BRONCOS</b>	<b>262</b>	<b>3107</b>	<b>11.9</b>	<b>52</b>	<b>14</b>
<b>OPPONENTS</b>	<b>270</b>	<b>3449</b>	<b>12.8</b>	<b>56t</b>	<b>20</b>

INTERCEPTIONS	No.	Yds.	Avg.	Long	TD
Foley	4	115	28.8	36	0
Gradishar	2	96	48.0	93t	1
Thompson	2	49	24.5	36	0
Smith	2	3	1.5	3	0
Ryan	1	21	21.0	21	0
Harvey	1	18	18.0	18	0
Latimer	1	15	15.0	15t	1
Evans	1	13	13.0	13	0
Jackson	1	11	11.0	11	0
Nairne	1	2	2.0	2	0
<b>BRONCOS</b>	<b>16</b>	<b>343</b>	<b>21.4</b>	<b>93t</b>	<b>2</b>
<b>OPPONENTS</b>	<b>25</b>	<b>390</b>	<b>15.6</b>	<b>68t</b>	<b>2</b>

PUNTING	No.	Yds.	Avg.	TB	In20	Long	B
Prestridge	70	3076	43.9	6	10	57	0
<b>OPPONENTS</b>	<b>70</b>	<b>2914</b>	<b>41.6</b>	<b>6</b>	<b>13</b>	<b>64</b>	<b>0</b>

PUNT RETURNS	No.	FC	Yds.	Avg.	Long	TD
Upchurch	37	6	353	9.5	34	0
Harden	2	0	36	18.0	23	0
Brunson	2	0	12	6.0	12	0
Preston	1	0	7	7.0	7	0
<b>BRONCOS</b>	<b>42</b>	<b>6</b>	<b>408</b>	<b>9.7</b>	<b>34</b>	<b>0</b>
<b>OPPONENTS</b>	<b>52</b>	<b>4</b>	<b>443</b>	<b>8.5</b>	<b>75t</b>	<b>1</b>

KICKOFF RETURNS	No.	Yds.	Avg.	Long	TD
Brunson	40	923	23.1	53	0
Harden	12	214	17.8	35	0
Preston	5	106	21.2	26	0
Lytle	1	19	19.0	19	0
Moorehead	1	18	18.0	18	0
Jensen	1	5	5.0	5	0
Watson	1	5	5.0	5	0
Ryan	1	0	0.0	0	0
<b>BRONCOS</b>	<b>62</b>	<b>1290</b>	<b>20.8</b>	<b>53</b>	<b>0</b>
<b>OPPONENTS</b>	<b>55</b>	<b>1188</b>	<b>21.6</b>	<b>58</b>	<b>0</b>

FIELD GOAL BREAKDOWN	Distance	1-19	20-29	30-39	40-49	50+	Total
Steinfort	2/2	5/5	4/5	10/14	5/8	26/34	
<b>OPPONENTS</b>	<b>2/2</b>	<b>9/11</b>	<b>10/14</b>	<b>7/9</b>	<b>1/4</b>	<b>29/40</b>	

**SACKS:** Jones 11.5, Boyd 9, T. Jackson 5.5, Chavous 4.5, Carter 3.5, Manor 2, Latimer 1, Evans 1, Gradishar 1, **TOTAL 39.0**

## 1980 DEFENSIVE STATS

(based on coaches' film review)

	TT	UT	A	S-YDS	I-YDS	FR
1 Gradishar	250	150	100	1-6	2-96	0
2 Evans	170	112	58	1-9	1-13	0
3 T. Jackson	169	106	63	5.5-53	0-0	0
4 Nairne	150	109	41	0-0	1-2	2
5 Thompson	122	81	41	0-0	2-49	0
6 Carter	111	76	35	3.5-36	0-0	2
7 Foley	106	77	29	0-0	4-115	0
8 Chavous	101	55	46	4.5-40	0-0	1
9 Jones	82	47	35	11.5-98	0-0	1
10 Wright	76	59	17	0-0	0-0	2
11 Kyle	72	53	19	0-0	0-0	1
12 Latimer	71	50	21	1-8	1-15	0
13 Manor	64	40	24	2-18	0-0	1
14 Boyd	42	27	15	9-87	0-0	1
15 Rizzo	35	22	13	0-0	0-0	0
16 Ryan	29	18	11	0-0	1-21	0
17 Harvey	27	20	7	0-0	1-18	0
18 Short	24	15	9	0-0	0-0	0
19 B. Jackson	23	17	6	0-0	1-11	0
20 P. Smith	7	5	2	0-0	2-3	0
21 Harden	3	3	0	0-0	0-0	0
<b>TOTALS</b>	<b>1,734</b>	<b>1,142</b>	<b>592</b>	<b>39-355</b>	<b>16-343</b>	<b>11</b>

## 1980 GAMES STARTED

OFFENSE	DEFENSE
QB Morton, Craig	9 DE Chavous, Barney
QB Robinson, Matt	7 DE Jones, Rulon
RB Armstrong, Otis	6 DE Manor, Brison
RB Jensen, Jim	13 NT Carter, Rubin
RB Keyworth, Jon	3 LB Evans, Larry
RB Preston, Dave	10 LB Gradishar, Randy
WR Moses, Haven	14 LB Jackson, Tom
WR Upchurch, Rick	14 LB Nairne, Rob
WR Watson, Steve	1 LB Rizzo, Joe
TE Egloff, Ron	4 CB Kyle, Aaron
TE Odoms, Riley	15 CB Smith, Perry
C Bryan, Billy	16 CB Wright, Louis
T Clark, Kelvin	5 S Foley, Steve
T Minor, Claudie	15 S Harvey, Maurice
T Studdard, Dave	12 S Jackson, Bernard
G Glassic, Tom	14 S Thompson, Billy
G Howard, Paul	13
G Hyde, Glenn	5

## 1980 COACHES

**Red Miller** (Head Coach), **Marv Braden** (Special Teams), **Joe Collier** (Defensive Coordinator), **Whitey Dovel** (Offensive Line), **Rod Dowhower** (Offensive Coordinator), **Stan Jones** (Defensive Line), **Richie McCabe** (Defensive Backs), **Fran Polstoist** (Wide Receivers), **Paul Roach** (Offensive Backfield), **Bob Zeman** (Linebackers).

## 1980 LEADERS / RANKINGS

INDIVIDUAL	PLAYER	NO.	AFC RANK	NFL RANK	NFL LEADER	NO.
Points	Steinfert	110	3	4	Smith (NE)	129
Rushing Yards	Jensen	476	20	39	Campbell (HOU)	1934
Passing Yards	Morton	2,150	12	24	Fouts (SD)	4,715
Passer Rating	Morton	77.8	3	10	Sipe (CLE)	91.4
Receiving Yards	Moses	674	21	37	Jefferson (SD)	1,340
Receptions	Jensen	49	14	23	Winslow (SD)	89
Interceptions	Foley	4	7	7	Hayes (OAK)	13

OFFENSE	NO.	AFC RANK	NFL RANK	NFL LEADER	NO.
Points Per Game	19.4	9	16	Dallas	28.4
Total Yards Per Game	290.1	12	25	San Diego	400.6
Yards Per Play	4.7	10	21	San Diego	5.6
Rushing Yards Per Game	116.6	12	20	Los Angeles	174.9
Net Passing Yards Per Game	173.6	10	18	San Diego	283.2

DEFENSE	NO.	AFC RANK	NFL RANK	NFL LEADER	NO.
Points Per Game	20.2	8	16	Philadelphia	13.9
Total Yards Per Game	327.6	10	15	Buffalo	256.3
Yards Per Play	5.0	9	15	Philadelphia	4.3
Rushing Yards Per Game	132.3	12	20	Philadelphia	101.1
Net Passing Yards Per Game	195.3	9	15	Washington	156.5

## 1980 KEY AWARDS

**All-Pro (2):** LB Randy Gradishar (*The Sporting News*), K Fred Steinfert (*Pro Football Weekly*, *The Sporting News*). **Pro Football Weekly Golden Toe Award:** K Fred Steinfert.

## 1980 NFL STANDINGS

### AFC EAST

Team	W	L	T	Pct	PF	PA
y-Buffalo	11	5	0	.688	320	260
New England	10	6	0	.625	441	325
Miami	8	8	0	.500	266	305
Baltimore	7	9	0	.438	355	387
New York Jets	4	12	0	.250	302	395

### AFC CENTRAL

Team	W	L	T	Pct	PF	PA
y-Cleveland	11	5	0	.688	357	310
x-Houston	11	5	0	.688	295	251
Pittsburgh	9	7	0	.563	352	313
Cincinnati	6	10	0	.375	244	312

### AFC WEST

Team	W	L	T	Pct	PF	PA
*y-San Diego	11	5	0	.688	418	327
x-Oakland	11	5	0	.688	364	306
Kansas City	8	8	0	.500	319	336
Denver	8	8	0	.500	310	323
Seattle	4	12	0	.250	291	408

### NFC EAST

Team	W	L	T	Pct	PF	PA
y-Philadelphia	12	4	0	.750	384	222
x-Dallas	12	4	0	.750	454	311
Washington	6	10	0	.375	261	293
St. Louis	5	11	0	.313	299	350
New York Giants	4	12	0	.250	249	425

### NFC CENTRAL

Team	W	L	T	Pct	PF	PA
y-Minnesota	9	7	0	.563	317	308
Detroit	9	7	0	.563	334	272
Chicago	7	9	0	.438	304	264
Tampa Bay	5	10	1	.344	271	341
Green Bay	5	10	1	.344	231	371

### NFC WEST

Team	W	L	T	Pct	PF	PA
*y-Atlanta	12	4	0	.750	405	272
x-Los Angeles	11	5	0	.688	424	289
San Francisco	6	10	0	.375	320	415
New Orleans	1	15	0	.063	291	487

x - Wild Card Qualifier; y - Division Title; \* - Home-field Advantage

## WILD CARD PLAYOFF GAMES

12/28 - at Oakland 27, Houston 7  
12/28 - at Dallas 34, Los Angeles 13

## DIVISIONAL PLAYOFF GAMES

1/3 - at San Diego 20, Buffalo 14  
1/3 - at Philadelphia 31, Minnesota 16  
1/4 - Oakland 14, at Cleveland 12  
1/4 - Dallas 30, at Atlanta 27

## CONFERENCE CHAMPIONSHIPS

1/11 - Oakland 34, at San Diego 27  
1/11 - at Philadelphia 20, Dallas 7

## SUPER BOWL XV (NEW ORLEANS)

1/25 - Oakland 27, Philadelphia 10



# 1979 FINAL STATISTICS (10-6)

Head Coach: Red Miller    AFC West: 2nd    Home Stadium: Mile High Stadium

Date	W-L	Score	Opponent	Attendance	RUSHING	No.	Yds.	Avg.	Long	TD
Sept 2	W	10-0	Cincinnati	74,788	Armstrong	108	453	4.2	26	2
Sept 6	L	9-13	Los Angeles	74,884	Jensen	106	400	3.8	30	1
Sept 16	W	20-17	at Atlanta (OT)	57,677	Lytle	102	371	3.6	19	4
Sept 23	W	37-34	Seattle	74,879	Keyworth	81	323	4.0	17	1
Sept 30	L	3-27	at Oakland	52,632	Preston	43	169	3.9	18	1
Oct 7	W	7-0	San Diego	74,997	Canada	36	143	4.0	17	0
Oct 14	W	24-10	at Kansas City	74,292	Weese	18	116	6.4	20	3
Oct 22	L	7-42	at Pittsburgh	49,699	Prestridge	1	29	29.0	29	0
Oct 28	W	20-3	Kansas City	74,908	Morton	23	13	0.6	7	1
Nov 4	W	10-3	New Orleans	74,482	Upchurch	3	17	5.7	18	0
Nov 11	W	45-10	New England	74,379	Dixon	3	9	3.0	7	0
Nov 18	W	38-28	at San Francisco	42,910	Odoms	1	-7	-7.0	-7	0
Nov 25	L	10-14	Oakland	74,186	<b>BRONCOS</b>	<b>525</b>	<b>2036</b>	<b>3.8</b>	<b>30</b>	<b>13</b>
Dec 2	W	19-16	at Buffalo	37,886	<b>OPPONENTS</b>	<b>502</b>	<b>1693</b>	<b>3.4</b>	<b>72</b>	<b>16</b>
Dec 8	L	23-28	at Seattle	60,038						
Dec 17	L	7-17	at San Diego	51,906						

TEAM STATISTICS	Den	Opp
TOTAL FIRST DOWNS	306	273
Rushing	130	100
Passing	149	146
Penalty	27	27
3RD DOWN: MADE/ATT	77/222	95/248
3rd Down Pct.	34.7	38.3
TOTAL NET YARDS	5142	4852
Avg. Per Game	321.4	303.3
Total Plays	1044	1033
Avg. Per Play	4.9	4.7
NET YARDS RUSHING	2040	1693
Avg. Per Game	127.5	105.8
Total Rushes	524	502
NET YARDS PASSING	3102	3159
Avg. Per Game	193.9	197.4
Sacked/Yards Lost	44/331	19/162
Gross Yards	3433	3321
Att./Completions	476/260	512/296
Completion Pct.	54.6	57.8
Had Intercepted	23	19
PUNTS/AVERAGE	89/39.9	88/42.1
NET PUNTING AVG	33.0	34.1
PENALTIES/YARDS	116/1006	118/1033
FUMBLES/BALL LOST	35/18	30/19
TOUCHDOWNS	36	31
Rushing	13	16
Passing	18	11
Returns	5	4
TOTAL POINTS	289	262

SCORE BY PERIODS	1	2	3	4	OT	Total
<b>BRONCOS</b>	64	83	99	40	3	289
<b>OPPONENTS</b>	37	107	44	74	0	262

SCORING	TD	Ru	Pa	Rt	PAT	FG	S	PTS
Turner	0	0	0	0	32/34	13/21	0	71
Upchurch	7	0	7	0	0/0	0/0	0	42
Moses	6	0	6	0	0/0	0/0	0	36
Lytle	4	4	0	0	0/0	0/0	0	24
Weese	3	3	0	0	0/0	0/0	0	18
Armstrong	3	2	1	0	0/0	0/0	0	18
Preston	2	1	1	0	0/0	0/0	0	12
Jensen	2	1	1	0	0/0	0/0	0	12
Morton	1	1	0	0	0/0	0/0	0	6
Keyworth	1	1	0	0	0/0	0/0	0	6
Odoms	1	0	1	0	0/0	0/0	0	6
Studdard	1	0	1	0	0/0	0/0	0	6
Swenson	1	0	0	1	0/0	0/0	0	6
Nairne	1	0	0	1	0/0	0/0	0	6
Thompson	1	0	0	1	0/0	0/0	0	6
Wright	1	0	0	1	0/0	0/0	0	6
Carter	1	0	0	1	0/0	0/0	0	6
TEAM	0	0	0	0	0/0	0/0	1	2
<b>BRONCOS</b>	<b>36</b>	<b>13</b>	<b>18</b>	<b>5</b>	<b>32/34</b>	<b>13/21</b>	<b>1</b>	<b>289</b>
<b>OPPONENTS</b>	<b>31</b>	<b>16</b>	<b>11</b>	<b>4</b>	<b>31/31</b>	<b>15/26</b>	<b>0</b>	<b>262</b>

RECEIVING	No.	Yds.	Avg.	Long	TD
Upchurch	64	937	14.6	47	7
Moses	54	943	17.5	64t	6
Odoms	40	638	16.0	45	1
Jensen	19	144	7.6	25t	1
Preston	19	137	7.2	19	1
Keyworth	18	132	7.3	18	0
Armstrong	14	138	9.9	17	1
Lytle	13	93	7.2	12	0
Watson	6	83	13.8	22	0
Egloff	5	70	14.0	22	0
Dolbin	3	74	24.7	45	0
Canada	3	36	12.0	15	0
Turner	1	6	6.0	6	0
Studdard	1	2	2.0	2t	1
<b>BRONCOS</b>	<b>260</b>	<b>3433</b>	<b>13.2</b>	<b>64t</b>	<b>18</b>
<b>OPPONENTS</b>	<b>296</b>	<b>3321</b>	<b>11.2</b>	<b>65</b>	<b>11</b>

INTERCEPTIONS	No.	Yds.	Avg.	Long	TD
Foley	6	14	2.3	7	0
Thompson	4	57	14.3	28	0
Swenson	3	0	0.0	0	0
Rizzo	2	25	12.5	25	0
Wright	2	20	10.0	15	0
T. Jackson	1	34	34.0	34	0
West	1	26	26.0	26	0
B. Jackson	0	*13	—	13	0
<b>BRONCOS</b>	<b>19</b>	<b>189</b>	<b>9.9</b>	<b>34</b>	<b>0</b>
<b>OPPONENTS</b>	<b>23</b>	<b>291</b>	<b>12.7</b>	<b>50t</b>	<b>1</b>

\*return yardage gained by lateral

PUNTING	No.	Yds.	Avg.	TB	In20	Long	B
Prestridge	89	3555	39.9	7	17	63	0
<b>OPPONENTS</b>	<b>88</b>	<b>3705</b>	<b>42.1</b>	<b>15</b>	<b>20</b>	<b>62</b>	<b>0</b>

PUNT RETURNS	No.	FC	Yds.	Avg.	Long	TD
Upchurch	30	5	304	10.1	44	0
Preston	7	1	78	11.1	22	0
Pane	5	3	20	4.0	10	0
West	1	0	-1	-1.0	-1	0
<b>BRONCOS</b>	<b>43</b>	<b>9</b>	<b>401</b>	<b>9.3</b>	<b>44</b>	<b>0</b>
<b>OPPONENTS</b>	<b>52</b>	<b>11</b>	<b>480</b>	<b>9.2</b>	<b>33</b>	<b>0</b>

KICKOFF RETURNS	No.	Yds.	Avg.	Long	TD
Pane	18	354	19.7	30	0
Preston	13	336	25.8	37	0
Upchurch	5	79	15.8	26	0
B. Jackson	4	53	13.3	21	0
Dixon	3	53	17.7	24	0
Canada	3	31	10.3	18	0
Grant	1	25	25.0	25	0
Armstrong	1	21	21.0	21	0
Kinney	1	14	14.0	14	0
Egloff	0	0	0.0	0	0
<b>BRONCOS</b>	<b>50</b>	<b>966</b>	<b>19.3</b>	<b>37</b>	<b>0</b>
<b>OPPONENTS</b>	<b>57</b>	<b>1173</b>	<b>20.6</b>	<b>85t</b>	<b>1</b>

FIELD GOAL BREAKDOWN	Distance	1-19	20-29	30-39	40-49	50+	Total
Turner	1/1	7/9	4/8	1/3	0/0	0/0	13/21
<b>OPPONENTS</b>	<b>0/0</b>	<b>9/10</b>	<b>4/7</b>	<b>2/8</b>	<b>0/1</b>	<b>15/26</b>	

TURNER: (37N,37G) ( ) (24G,32N,24G) (27G) (32N, 19G) ( ) (28G,40B) ( ) (27G,37N) (49G) (32G) (30G) (23G,22N,28N,32G) (41N,29G) ( )

SACKS: Manor 6.5, Chavous 4, T. Jackson 3.5, Evans 1.5, Latimer 1, Radford 1, Thompson 1, Grant 1, **TOTAL 19.0**

PASSING	Att.	Comp.	Yds.	Comp.%	Yd./Att.	TD	TD%	Int	Int%	LG	Sack/Lost	Rtg.
Morton	370	204	2626	55.1	7.10	16	4.3	19	5.1	64t	31/245	70.6
Weese	97	53	731	54.6	7.54	1	1.0	3	3.1	50	13/86	69.4
Penrose	5	2	44	40.0	8.80	0	0.0	1	20.0	29	0/0	70.3
Keyworth	1	1	32	100.0	32.00	1	100.0	0	0.0	32t	0/0	158.3
Preston	1	0	0	0.0	0.00	0	0.0	0	0.0	0	0/0	39.5
Upchurch	1	0	0	0.0	0.00	0	0.0	0	0.0	0	0/0	39.5
Prestridge	1	0	0	0.0	0.00	0	0.0	0	0.0	0	0/0	39.5
<b>BRONCOS</b>	<b>476</b>	<b>260</b>	<b>3433</b>	<b>54.6</b>	<b>7.21</b>	<b>18</b>	<b>3.8</b>	<b>23</b>	<b>4.8</b>	<b>64t</b>	<b>44/331</b>	<b>70.3</b>
<b>OPPONENTS</b>	<b>512</b>	<b>296</b>	<b>3321</b>	<b>57.8</b>	<b>6.49</b>	<b>11</b>	<b>2.1</b>	<b>19</b>	<b>3.7</b>	<b>65</b>	<b>19/162</b>	<b>68.8</b>



## 1979 DEFENSIVE STATS

(based on coaches' film review)

	TT	UT	A	S-YDS	I-YDS	FR
1 Gradishar	235	146	89	0-0	0-0	1
2 Swenson	163	110	53	0-0	3-0	4
3 Chavous	122	82	40	4-31	0-0	0
4 Rizzo	121	85	36	0-0	2-25	1
5 T. Jackson	107	71	36	3.5-25	1-34	2
6 Manor	102	72	30	6.5-59	0-0	1
7 Thompson	101	74	27	1-9	4-57	1
8 Carter	91	46	45	0-0	0-0	2
9 Wright	90	73	17	0-0	2-20	0
10 Foley	79	62	17	0-0	6-14	1
11 Grant	66	43	23	0.5-7	0-0	1
12 Latimer	64	44	20	1-9	0-0	1
13 Evans	59	46	13	1.5-15	0-0	0
West	59	37	22	0-0	1-26	1
15 B. Jackson	56	34	22	0-0	0-0	0
16 Nairne	46	32	14	0-0	0-0	0
17 Radford	17	9	8	1-6	0-0	1
18 Pane	6	4	2	0-0	0-0	0
19 Ryan	5	4	1	0-0	0-0	1
20 Lathrop	1	1	0	0-0	0-0	0
<b>TOTALS</b>	<b>1,590</b>	<b>1,075</b>	<b>515</b>	<b>19-161</b>	<b>19-189</b>	<b>18</b>

## 1979 GAMES STARTED

## OFFENSE

## DEFENSE

QB Morton, Craig	10	DE Chavous, Barney	16
QB Weese, Norris	6	DE Manor, Brison	16
RB Armstrong, Otis	1	NT Carter, Rubin	15
RB Jensen, Jim	7	NT Latimer, Don	1
RB Keyworth, Jon	9	LB Evans, Larry	4
RB Lytle, Rob	12	LB Gradishar, Randy	15
RB Preston, Dave	3	LB Jackson, Tom	13
WR Moses, Haven	16	LB Nairne, Rob	4
WR Upchurch, Rick	16	LB Rizzo, Joe	12
TE Egloff, Ron	4	LB Swenson, Bob	16
TE Odums, Riley	12	CB Foley, Steve	16
C Bryan, Billy	16	CB Wright, Louis	16
T Minor, Claudie	16	S Jackson, Bernard	9
T Studdard, Dave	16	S Thompson, Billy	16
G Glassic, Tom	16	S West, Charlie	7
G Howard, Paul	16		

## 1979 COACHES

**Red Miller** (Head Coach), **Marv Braden** (Special Teams), **Joe Collier** (Defensive Coordinator), **Whitley Dovel** (Offensive Line), **Stan Jones** (Defensive Line), **Richie McCabe** (Defensive Backs), **Babe Parilli** (Quarterbacks), **Fran Poltfoot** (Wide Receivers), **Paul Roach** (Offensive Backfield), **Bob Zeman** (Linebackers).

## 1979 LEADERS / RANKINGS

INDIVIDUAL	PLAYER	NO.	AFC RANK	NFL RANK	NFL LEADER	NO.
Points	Turner	71	11	18	Smith (NE)	115
Rushing Yards	Armstrong	453	22	44	Campbell (HOU)	1,697
Passing Yards	Morton	2,626	10	16	Fouts (SD)	4,082
Passer Rating	Morton	70.7	11	16	Staubach (DAL)	92.3
Receiving Yards	Moses	943	9	15	Largent (SEA)	1,237
Receptions	Upchurch	64	5	9	Washington (BAL)	82
Interceptions	Foley	6	4t	6t	Reinhardt (HOU)	12

OFFENSE	NO.	AFC RANK	NFL RANK	NFL LEADER	NO.
Points Per Game	18.1	11	20	Pittsburgh	26.0
Total Yards Per Game	321.4	8	12	Pittsburgh	391.1
Yards Per Play	4.9	6	9	Pittsburgh	5.8
Rushing Yards Per Game	127.5	9	18	New York Jets	165.4
Net Passing Yards Per Game	193.9	9	13	San Diego	244.7

DEFENSE	NO.	AFC RANK	NFL RANK	NFL LEADER	NO.
Points Per Game	16.4	3t	5t	Tampa Bay	14.8
Total Yards Per Game	303.3	5	10	Tampa Bay	246.8
Yards Per Play	4.7	5	11	Tampa Bay	3.9
Rushing Yards Per Game	105.8	1	1	Denver	105.8
Net Passing Yards Per Game	197.4	11	23	Tampa Bay	129.8

## 1979 KEY AWARDS

**Pro Bowl (4):** LB Randy Gradishar, LB Tom Jackson, WR Rick Upchurch, CB Louis Wright. **AP All-Pro (3):** LB Randy Gradishar (second team), WR Rick Upchurch (second team), CB Louis Wright (first team).

## 1979 NFL STANDINGS

## AFC EAST

Team	W	L	T	Pct	PF	PA
y-Miami	10	6	0	.625	341	257
New England	9	7	0	.563	411	326
New York Jets	8	8	0	.500	337	383
Buffalo	7	9	0	.438	268	279
Baltimore	5	11	0	.313	271	351

## AFC CENTRAL

Team	W	L	T	Pct	PF	PA
y-Pittsburgh	12	4	0	.750	416	262
x-Houston	11	5	0	.688	362	331
Cleveland	9	7	0	.563	359	352
Cincinnati	4	12	0	.250	337	421

## AFC WEST

Team	W	L	T	Pct	PF	PA
*y-San Diego	12	4	0	.750	411	246
<b>x-Denver</b>	<b>10</b>	<b>6</b>	<b>0</b>	<b>.625</b>	<b>289</b>	<b>262</b>
Seattle	9	7	0	.563	378	372
Oakland	9	7	0	.563	365	337
Kansas City	7	9	0	.438	238	262

## NFC EAST

Team	W	L	T	Pct	PF	PA
*y-Dallas	11	5	0	.688	371	313
x-Philadelphia	11	5	0	.688	339	282
Washington	10	6	0	.625	348	295
New York Giants	6	10	0	.375	237	323
St. Louis	5	11	0	.313	307	358

## NFC CENTRAL

Team	W	L	T	Pct	PF	PA
y-Tampa Bay	10	6	0	.625	273	237
x-Chicago	10	6	0	.625	306	249
Minnesota	7	9	0	.438	259	337
Green Bay	5	11	0	.313	246	316
Detroit	2	14	0	.125	219	365

## NFC WEST

Team	W	L	T	Pct	PF	PA
y-Los Angeles	9	7	0	.563	323	309
New Orleans	8	8	0	.500	370	360
Atlanta	6	10	0	.375	300	388
San Francisco	2	14	0	.125	308	416

x - Wild Card Qualifier; y - Division Title; \* - Home-field Advantage

## WILD CARD PLAYOFF GAMES

12/23 - at Houston 13, Denver 7

12/23 - at Philadelphia 27, Chicago 17

## DIVISIONAL PLAYOFF GAMES

12/29 - Houston 17, at San Diego 14

12/29 - at Tampa Bay 24, Philadelphia 17

12/30 - at Pittsburgh 34, Miami 14

12/30 - Los Angeles 21, at Dallas 19

## CONFERENCE CHAMPIONSHIPS

1/6 - at Pittsburgh 27, Houston 13

1/6 - Los Angeles 9, at Tampa Bay 0

## SUPER BOWL XIV (PASADENA, CALIF.)

1/20 - Pittsburgh 31, Los Angeles 19

# 1978 FINAL STATISTICS (10-6)

Head Coach: Red Miller    AFC West: 1st    Home Stadium: Mile High Stadium

Date	W-L	Score	Opponent	Attendance	RUSHING	No.	Yds.	Avg.	Long	TD
Sept 3	W	14-6	Oakland	74,904	Perrin	108	455	4.2	28	4
Sept 11	L	9-12	at Minnesota (OT)	46,508	Keyworth	112	444	4.0	30	3
Sept 17	W	27-14	San Diego	74,983	Armstrong	112	381	3.4	20	1
Sept 24	W	23-17	at Kansas City (OT)	60,593	Canada	79	365	4.6	47	3
Oct 1	W	28-7	Seattle	74,989	Lytle	81	341	4.2	25	2
Oct 8	L	0-23	at San Diego	50,077	Preston	66	296	4.5	16	1
Oct 16	W	16-7	Chicago	75,008	Morton	17	71	4.2	12	0
Oct 22	L	6-7	at Baltimore	54,057	Weese	17	48	2.8	8	1
Oct 29	W	20-17	at Seattle (OT)	62,948	Upchurch	5	31	6.2	11	0
Nov 5	L	28-31	New York Jets	74,983	Foley	1	14	14.0	14	0
Nov 12	W	19-7	at Cleveland	70,856	Odoms	2	5	2.5	7	0
Nov 19	W	16-3	Green Bay	74,965	Penrose	1	0	0.0	0	0
Nov 23	L	14-17	at Detroit	71,785	<b>BRONCOS</b>	<b>601</b>	<b>2451</b>	<b>4.0</b>	<b>47</b>	<b>15</b>
Dec 3	W	21-6	at Oakland	53,932	<b>OPPONENTS</b>	<b>549</b>	<b>1979</b>	<b>3.6</b>	<b>76</b>	<b>12</b>
Dec 10	W	24-3	Kansas City	74,149						
Dec 16	L	17-21	Pittsburgh	74,104						

## TEAM STATISTICS

	Den	Opp
TOTAL FIRST DOWNS	294	251
Rushing	129	106
Passing	137	120
Penalty	28	25
3RD DOWN: MADE/ATT	81/226	88/249
3rd Down Pct.	35.8	35.3
TOTAL NET YARDS	4829	4448
Avg. Per Game	301.8	278.0
Total Plays	1039	1016
Avg. Per Play	4.6	4.4
NET YARDS RUSHING	2451	1979
Avg. Per Game	143.2	123.7
Total Rushes	601	549
NET YARDS PASSING	2378	2469
Avg. Per Game	148.6	154.3
Sacked/Yards Lost	48/332	30/243
Gross Yards	2710	2712
Att./Completions	391/217	438/246
Completion Pct.	55.5	56.2
Had Intercepted	17	31
PUNTS/AVERAGE	96/36.4	88/39.9
NET PUNTING AVG	32.8	29.9
PENALTIES/YARDS	132/1092	114/894
FUMBLES/BALL LOST	28/17	28/13
TOUCHDOWNS	36	21
Rushing	15	12
Passing	17	9
Returns	4	0
TOTAL POINTS	282	198

## SCORE BY PERIODS

	1	2	3	4	OT	Total
<b>BRONCOS</b>	58	55	71	89	9	282
<b>OPPONENTS</b>	44	75	50	26	3	198

## SCORING

	TD	Ru	Pa	Rt	PAT	FG	S	PTS
Turner	0	0	0	0	31/35	11/22	0	64
Odoms	6	0	6	0	0/0	0/0	0	36
Perrin	5	4	1	0	0/0	0/0	0	30
Moses	5	0	5	0	0/0	0/0	0	30
Keyworth	4	3	1	0	0/0	0/0	0	24
Canada	3	3	0	0	0/0	0/0	0	18
Armstrong	2	1	1	0	0/0	0/0	0	12
Upchurch	2	0	1	1	0/0	0/0	0	12
Lytle	2	2	0	0	0/0	0/0	0	12
Preston	2	1	1	0	0/0	0/0	0	12
Weese	1	1	0	0	0/0	0/0	0	6
Thompson	1	0	0	1	0/0	0/0	0	6
Gradishar	1	0	0	1	0/0	0/0	0	6
T. Jackson	1	0	0	1	0/0	0/0	0	6
Egloff	1	0	1	0	0/0	0/0	0	6
Alzado	0	0	0	0	0/0	0/0	1	2
<b>BRONCOS</b>	<b>36</b>	<b>15</b>	<b>17</b>	<b>4</b>	<b>31/35</b>	<b>11/22</b>	<b>1</b>	<b>282</b>
<b>OPPONENTS</b>	<b>21</b>	<b>12</b>	<b>9</b>	<b>0</b>	<b>21/21</b>	<b>17/27</b>	<b>0</b>	<b>198</b>

	No.	Yds.	Avg.	Long	TD
Odoms	54	829	15.4	42t	6
Moses	37	744	20.1	42	5
Dolbin	24	284	11.8	21	0
Preston	24	199	8.3	21	1
Keyworth	21	166	7.9	20	1
Upchurch	17	210	12.4	29t	1
Armstrong	12	98	8.2	19	1
Perrin	10	54	5.4	13	1
Canada	6	37	6.2	12	0
Lytle	6	37	6.2	10	0
Egloff	4	33	8.3	15	1
Kinney	1	23	23.0	23	0
Turner	1	-4	-4.0	-4	0
<b>BRONCOS</b>	<b>217</b>	<b>2710</b>	<b>12.4</b>	<b>42t</b>	<b>17</b>
<b>OPPONENTS</b>	<b>246</b>	<b>2712</b>	<b>11.0</b>	<b>75t</b>	<b>9</b>

## INTERCEPTIONS

	No.	Yds.	Avg.	Long	TD
B. Jackson	6	128	21.2	38	0
Foley	6	84	14.0	30	0
Gradishar	4	19	4.8	8	0
Thompson	4	0	0.0	0	0
T. Jackson	3	28	9.3	28t	1
Rizzo	3	10	3.3	10	0
Turk	2	36	18.0	22	0
Wright	2	2	1.0	2	0
Swenson	1	0	0.0	0	0
<b>BRONCOS</b>	<b>31</b>	<b>307</b>	<b>9.9</b>	<b>38</b>	<b>1</b>
<b>OPPONENTS</b>	<b>17</b>	<b>195</b>	<b>11.5</b>	<b>61</b>	<b>0</b>

	No.	Yds.	Avg.	TB	In20	Long	B
Dilts	96	3494	36.4	6	23	73	0
<b>OPPONENTS</b>	<b>88</b>	<b>3510</b>	<b>39.9</b>	<b>15</b>	<b>14</b>	<b>60</b>	<b>2</b>

	No.	FC	Yds.	Avg.	Long	TD
Upchurch	36	2	493	13.7	75t	1
Preston	10	0	68	6.8	23	0
West	3	2	20	6.7	12	0
Thompson	1	0	3	3.0	3	0
Pane	1	0	-2	-2.0	1	0
<b>BRONCOS</b>	<b>51</b>	<b>4</b>	<b>582</b>	<b>11.4</b>	<b>75t</b>	<b>1</b>
<b>OPPONENTS</b>	<b>47</b>	<b>21</b>	<b>226</b>	<b>4.8</b>	<b>55</b>	<b>0</b>

## KICKOFF RETURNS

	No.	Yds.	Avg.	Long	TD
Perrin	12	256	21.3	33	0
B. Jackson	9	209	23.2	40	0
Upchurch	8	222	27.8	41	0
Preston	7	154	22.0	32	0
Keyworth	2	24	12.0	13	0
Pane	1	29	29.0	29	0
West	1	24	24.0	24	0
Schultz	1	20	20.0	20	0
Turk	1	14	14.0	14	0
<b>BRONCOS</b>	<b>42</b>	<b>952</b>	<b>22.6</b>	<b>41</b>	<b>0</b>
<b>OPPONENTS</b>	<b>52</b>	<b>1223</b>	<b>23.5</b>	<b>51</b>	<b>0</b>

## FIELD GOAL BREAKDOWN

	Distance	1-19	20-29	30-39	40-49	50+	Total
Turner	1/1	3/4	3/7	4/8	0/2	0	11/22
<b>OPPONENTS</b>	<b>2/3</b>	<b>8/9</b>	<b>4/7</b>	<b>3/8</b>	<b>0/0</b>	<b>0</b>	<b>17/27</b>

**SACKS:** Alzado 9, Carter 6.5, Chavous 4, T. Jackson 3, Latimer 2, Rizzo 2, Swenson 1.5, Grant 1.5, Nairne 1, Manor 0.5, **TOTAL 31.0**

	Att.	Comp.	Yds.	Comp.%	Yd./Att.	TD	TD%	Int	Int%	LGt	Sack/Lost	Rtg.
Morton	267	146	1802	54.7	6.75	11	4.1	8	3.0	42t	36/238	76.9
Weese	87	55	723	63.2	8.31	4	4.6	5	5.7	31	12/94	80.9
Penrose	37	16	185	43.2	5.00	2	5.4	4	10.8	29	0/0	37.3
<b>BRONCOS</b>	<b>391</b>	<b>217</b>	<b>2710</b>	<b>55.5</b>	<b>6.93</b>	<b>17</b>	<b>4.3</b>	<b>17</b>	<b>4.3</b>	<b>42t</b>	<b>48/332</b>	<b>73.6</b>
<b>OPPONENTS</b>	<b>438</b>	<b>246</b>	<b>2712</b>	<b>56.2</b>	<b>6.19</b>	<b>9</b>	<b>2.1</b>	<b>31</b>	<b>7.1</b>	<b>75t</b>	<b>30/243</b>	<b>52.1</b>

## 1978 DEFENSIVE STATS

(based on coaches' film review)

	TT	UT	A	S-YDS	I-YDS	FR
1 Gradishar	286	196	90	0-0	4-19	2
2 Swenson	174	104	70	1.5-8	1-0	1
3 Carter	142	83	59	6.5-43	0-0	1
Rizzo	142	78	64	2-0	3-10	1
5 T. Jackson	126	67	59	3-23	3-28	0
6 Chavous	121	66	55	4-35.5	0-0	0
7 Alzado	118	77	41	9-68.5	0-0	0
8 Thompson	107	75	32	0-0	4-0	2
9 B. Jackson	91	60	31	0-0	6-128	0
10 Wright	77	59	18	0-0	2-2	2
11 Foley	56	47	9	0-0	6-84	0
12 Manor	47	29	18	0.5-9	0-0	0
13 Latimer	42	32	10	2-21	0-0	0
14 Nairne	35	19	16	1-8	0-0	0
15 Turk	29	17	12	0-0	2-36	0
Grant	29	16	13	1.5-18	0-0	2
17 Smith	25	11	14	0-0	0-0	1
18 Evans	18	10	8	0-0	0-0	0
19 West	17	6	11	0-0	0-0	0
<b>TOTALS</b>	<b>1,682</b>	<b>1,052</b>	<b>630</b>	<b>31-234</b>	<b>31-307</b>	<b>12</b>

## 1978 GAMES STARTED

OFFENSE		DEFENSE	
QB Morton, Craig	13	DE Alzado, Lyle	16
QB Penrose, Craig	2	DE Chavous, Barney	16
QB Weese, Norris	1	NT Carter, Rubin	16
RB Armstrong, Otis	9	LB Gradishar, Randy	16
RB Keyworth, Jon	16	LB Jackson, Tom	16
RB Lytle, Rob	7	LB Nairne, Rob	1
WR Dotbin, Jack	14	LB Rizzo, Joe	15
WR Moses, Haven	16	LB Swenson, Bob	15
TE Moore, Bob	2	LB Turk, Godwin	1
TE Odoms, Riley	16	CB Foley, Steve	16
C Bryan, Billy	12	CB Wright, Louis	16
C Maples, Bobby	5	S Jackson, Bernard	16
T Bain, Bill	1	S Thompson, Billy	16
T Minor, Claudie	16		
T Neville, Tom	15		
G Glassic, Tom	10		
G Howard, Paul	13		
G Hyde, Glenn	5		
G Schindler, Steve	3		

## 1978 COACHES

**Red Miller** (Head Coach), **Marv Braden** (Special Teams), **Joe Collier** (Defensive Coordinator), **Ken Gray** (Offensive Line), **Stan Jones** (Defensive Line), **Richie McCabe** (Defensive Backs), **Babe Parilli** (Quarterbacks), **Fran Poltfoot** (Wide Receivers), **Paul Roach** (Offensive Backfield), **Bob Zeman** (Linebackers).

## 1978 LEADERS / RANKINGS

INDIVIDUAL	PLAYER	NO.	AFC RANK	NFL RANK	NFL LEADER	NO.
Points	Turner	64	14	241	Corral (LA)	118
Rushing Yards	Perrin	455	28	55	Campbell (HOU)	1,450
Passing Yards	Morton	1,802	12	23	Tarkenton (MIN)	3,468
Passer Rating	Morton	76.9	5	7	Staubach (DAL)	84.9
Receiving Yards	Odoms	829	6	10	Largent (SEA)	1,168
Receptions	Odoms	54	6	12	Young (MIN)	88
Interceptions	Foley/B. Jackson	6	21	51	Darden (CLE)	10
OFFENSE		NO.	AFC RANK	NFL RANK	NFL LEADER	NO.
Points Per Game		17.6	11	15	Dallas	24.0
Total Yards Per Game		301.8	10	14	New England	372.8
Yards Per Play		4.6	121	161	New England	5.5
Rushing Yards Per Game		143.2	5	8	New England	197.8
Net Passing Yards Per Game		148.6	9	17	San Diego	222.9
DEFENSE		NO.	AFC RANK	NFL RANK	NFL LEADER	NO.
Points Per Game		12.4	2	2	Pittsburgh	12.2
Total Yards Per Game		278.0	2	6	Los Angeles	243.3
Yards Per Play		4.4	2	61	Los Angeles	4.1
Rushing Yards Per Game		123.7	3	6	Dallas	107.6
Net Passing Yards Per Game		154.3	2	8	Buffalo	134.8

## 1978 KEY AWARDS

**Pro Bowl (7):** DE Lyle Alzado, LB Randy Gradishar, LB Tom Jackson, TE Riley Odoms, S Billy Thompson, WR Rick Upchurch, CB Louis Wright. **AP All-Pro (5):** DE Lyle Alzado (first team), LB Randy Gradishar (first team), LB Tom Jackson (first team), WR Rick Upchurch (first team), CB Louis Wright (first team). **AP NFL Defensive Player of the Year:** LB Randy Gradishar. **UPI AFC Defensive Player of the Year:** LB Randy Gradishar.

## 1978 NFL STANDINGS

### AFC EAST

Team	W	L	T	Pct	PF	PA
y-New England	11	5	0	.688	358	286
x-Miami	11	5	0	.688	372	254
New York Jets	8	8	0	.500	359	364
Buffalo	5	11	0	.313	302	354
Baltimore	5	11	0	.313	239	421

### AFC CENTRAL

Team	W	L	T	Pct	PF	PA
*y-Pittsburgh	14	2	0	.875	356	195
x-Houston	10	6	0	.625	283	298
Cleveland	8	8	0	.500	334	356
Cincinnati	4	12	0	.250	252	284

### AFC WEST

Team	W	L	T	Pct	PF	PA
y-Denver	10	6	0	.625	282	198
Oakland	9	7	0	.563	311	283
Seattle	9	7	0	.563	345	358
San Diego	9	7	0	.563	355	309
Kansas City	4	12	0	.250	243	327

### NFC EAST

Team	W	L	T	Pct	PF	PA
y-Dallas	12	4	0	.750	384	208
x-Philadelphia	9	7	0	.563	270	250
Washington	8	8	0	.500	273	283
New York Giants	6	10	0	.375	264	298
St. Louis	6	10	0	.375	248	296

### NFC CENTRAL

Team	W	L	T	Pct	PF	PA
y-Minnesota	8	7	1	.531	294	306
Green Bay	8	7	1	.531	249	269
Detroit	7	9	0	.438	290	300
Chicago	7	9	0	.438	253	274
Tampa Bay	5	11	0	.313	241	259

### NFC WEST

Team	W	L	T	Pct	PF	PA
*y-Los Angeles	12	4	0	.750	316	245
x-Atlanta	9	7	0	.563	240	290
New Orleans	7	9	0	.438	281	298
San Francisco	2	14	0	.125	219	350

x - Wild Card Qualifier; y - Division Title; \* - Home-field Advantage

## WILD CARD PLAYOFF GAMES

12/24 - Houston 17, at Miami 13  
12/24 - at Atlanta 14, Philadelphia 13

## DIVISIONAL PLAYOFF GAMES

12/30 - at Pittsburgh 33, Denver 10  
12/30 - at Dallas 27, Atlanta 20  
12/31 - Houston 31, at New England 14  
12/31 - at Los Angeles 34, Minnesota 10

## CONFERENCE CHAMPIONSHIPS

1/7 - at Pittsburgh 34, Houston 5  
1/7 - Dallas 28, at Los Angeles 0

## SUPER BOWL XIII (MIAMI)

1/21 - Pittsburgh 35, Dallas 31





# 1977 FINAL STATISTICS (12-2)

Head Coach: Red Miller    AFC West: 1st    Home Stadium: Mile High Stadium

Date	W-L	Score	Opponent	Attendance	RUSHING	No.	Yds.	Avg.	Long	TD
Sept 18	W	7-0	St. Louis	75,002	Armstrong	130	489	3.8	35	4
Sept 25	W	26-6	Buffalo	74,737	Perrin	110	456	4.1	62	3
Oct 2	W	24-13	at Seattle	53,108	Lytle	104	408	3.9	21	1
Oct 9	W	23-7	Kansas City	74,718	Keyworth	83	311	3.7	16	1
Oct 16	W	30-7	at Oakland	53,616	Jensen	40	143	3.6	12	1
Oct 23	W	24-13	at Cincinnati	54,395	Morton	31	125	4.0	15	4
Oct 30	L	14-24	Oakland	75,007	Weese	11	56	5.1	21	1
Nov 6	W	21-7	Pittsburgh	74,967	Penrose	4	24	6.0	17	0
Nov 13	W	17-14	at San Diego	45,211	Upchurch	1	19	19.0	19t	1
Nov 20	W	14-7	at Kansas City	54,050	Dolbin	2	12	6.0	14	0
Nov 27	W	27-13	Baltimore	74,939	Klick	1	1	1.0	1	0
Dec 4	W	24-14	at Houston	46,875	Dilts	1	0	0.0	0	0
Dec 11	W	17-9	San Diego	74,905	Moses	5	-1	-0.2	8	0
Dec 18	L	6-14	at Dallas	63,752	<b>BRONCOS</b>	<b>523</b>	<b>2043</b>	<b>3.9</b>	<b>62</b>	<b>16</b>
					<b>OPPONENTS</b>	<b>470</b>	<b>1531</b>	<b>3.3</b>	<b>65</b>	<b>5</b>

TEAM STATISTICS	Den	Opp
TOTAL FIRST DOWNS	223	217
Rushing	101	77
Passing	107	123
Penalty	15	17
3RD DOWN: MADE/ATT	72/210	71/221
3rd Down Pct.	34.3	32.1
TOTAL NET YARDS	3906	3775
Avg. Per Game	279.0	269.6
Total Plays	886	931
Avg. Per Play	4.4	4.1
NET YARDS RUSHING	2043	1531
Avg. Per Game	145.9	109.4
Total Rushes	523	470
Avg. Per Rush	3.9	3.3
NET YARDS PASSING	1863	2244
Avg. Per Game	133.1	160.3
Sacked/Yards Lost	50/402	35/312
Gross Yards	2265	2556
Att./Completions	314/163	426/235
Completion Pct.	51.9	55.2
Had Intercepted	12	25
PUNTS/AVERAGE	91/39.2	95/40.7
NET PUNTING AVG	33.7	31.3
PUNT RETURNS/AVG	58/12.3	54/7.4
KICKOFF RETURNS/AVG	34/21.5	50/21.7
INTERCEPTIONS/RET.	25/19.6	12/14.3
PENALTIES/YARDS	91/883	97/718
FUMBLES/BALL LOST	28/15	27/14
TOUCHDOWNS	34	18
Rushing	16	5
Passing	15	11
Returns	3	2
EXTRA POINTS/ATTEMPTS	31/34	16/18
FIELD GOALS/ATTEMPTS	13/19	8/22
TOTAL POINTS	274	148

SCORE BY PERIODS	1	2	3	4	OT	Total
<b>BRONCOS</b>	68	72	60	74	0	274
<b>OPPONENTS</b>	45	46	40	17	0	148

SCORING	TD	Ru	Pa	Rt	PAT	FG	\$	PTS
Turner	1	0	1	0	31/34	13/19	0	76
Armstrong	4	4	0	0	0/0	0/0	0	24
Moses	4	4	0	0	0/0	0/0	0	24
Morton	4	4	0	0	0/0	0/0	0	24
Perrin	4	3	1	0	0/0	0/0	0	24
Upchurch	4	1	2	1	0/0	0/0	0	24
Dolbin	3	0	3	0	0/0	0/0	0	18
Odoms	3	0	3	0	0/0	0/0	0	18
Lytle	2	1	1	0	0/0	0/0	0	12
Wright	1	0	0	1	0/0	0/0	0	6
Keyworth	1	1	0	0	0/0	0/0	0	6
Jensen	1	1	0	0	0/0	0/0	0	6
Weese	1	1	0	0	0/0	0/0	0	6
Jackson	1	0	0	1	0/0	0/0	0	6
<b>BRONCOS</b>	<b>34</b>	<b>16</b>	<b>15</b>	<b>3</b>	<b>31/34</b>	<b>13/19</b>	<b>0</b>	<b>274</b>
<b>OPPONENTS</b>	<b>18</b>	<b>5</b>	<b>11</b>	<b>2</b>	<b>16/18</b>	<b>8/22</b>	<b>0</b>	<b>148</b>

RECEIVING	No.	Yds.	Avg.	Long	TD
Odoms	37	429	11.6	33	3
Moses	27	539	20.0	35	4
Dolbin	26	443	17.0	81t	3
Armstrong	18	128	7.1	20	0
Lytle	17	198	11.6	47t	1
Upchurch	12	245	20.4	45	2
Keyworth	11	48	4.4	14	0
Perrin	6	106	17.8	41t	1
Jensen	4	63	15.8	34	0
Egloff	2	27	13.5	20	0
Klick	2	14	7.0	11	0
Turner	1	25	25.0	25t	1
<b>BRONCOS</b>	<b>163</b>	<b>2265</b>	<b>13.9</b>	<b>81t</b>	<b>15</b>
<b>OPPONENTS</b>	<b>235</b>	<b>2556</b>	<b>10.0</b>	<b>51</b>	<b>9</b>

INTERCEPTIONS	No.	Yds.	Avg.	Long	TD
Thompson	5	122	24.4	38	0
T. Jackson	4	95	23.8	73t	1
Wright	3	128	42.7	59	1
Gradishar	3	56	18.7	28	0
Rizzo	3	49	16.3	38	0
Foley	3	22	7.3	11	0
B. Jackson	1	13	13.0	13	0
Smith	1	6	6.0	6	0
Evans	1	0	0.0	0	0
Swenson	1	0	0.0	0	0
<b>BRONCOS</b>	<b>25</b>	<b>491</b>	<b>19.6</b>	<b>73t</b>	<b>2</b>
<b>OPPONENTS</b>	<b>12</b>	<b>172</b>	<b>14.3</b>	<b>29</b>	<b>0</b>

PUNTING	No.	Yds.	Avg.	TB	In20	Long
Dilts	90	3525	39.2	5	20	63
Weese	1	38	38.0	0	0	38
<b>BRONCOS</b>	<b>91</b>	<b>3563</b>	<b>39.2</b>	<b>5</b>	<b>20</b>	<b>63</b>
<b>OPPONENTS</b>	<b>95</b>	<b>3868</b>	<b>40.7</b>	<b>9</b>	<b>13</b>	<b>74</b>

PUNT RETURNS	No.	FC	Yds.	Avg.	Long	TD
Upchurch	51	6	653	12.8	87t	1
Schultz	1	0	11	11.0	11	0
Pane	6	2	48	8.0	14	0
<b>BRONCOS</b>	<b>58</b>	<b>8</b>	<b>712</b>	<b>12.3</b>	<b>87t</b>	<b>1</b>
<b>OPPONENTS</b>	<b>54</b>	<b>8</b>	<b>397</b>	<b>7.4</b>	<b>29</b>	<b>0</b>

KICKOFF RETURNS	No.	Yds.	Avg.	Long	TD
Perrin	3	72	24.0	32	0
Upchurch	20	456	22.8	32	0
Schultz	6	135	22.5	33	0
Pane	1	16	16.0	16	0
Keyworth	1	15	15.0	15	0
Hyde	1	15	15.0	15	0
Grant	1	8	8.0	8	0
Nairne	1	1	1.0	1	0
Dolbin	0	*14	—	14	0
<b>BRONCOS</b>	<b>34</b>	<b>732</b>	<b>21.5</b>	<b>33</b>	<b>0</b>
<b>OPPONENTS</b>	<b>50</b>	<b>1084</b>	<b>21.7</b>	<b>41</b>	<b>0</b>

\*return yardage gained by lateral

FIELD GOAL BREAKDOWN	Distance	1-19	20-29	30-39	40-49	50+	Total
Turner	0/0	3/4	7/10	3/5	0/0	0/0	13/19
<b>OPPONENTS</b>	<b>1/1</b>	<b>2/3</b>	<b>1/5</b>	<b>4/9</b>	<b>0/4</b>	<b>0/22</b>	

Sacks: Alzado 8, Chavous 8, Carter 6, T. Jackson 4, Manor 4, Gradishar 3, Swenson 2, Rizzo 1, Thompson 1, **TOTAL 37.0**

PASSING	Att.	Comp.	Yds.	Comp.%	Yd./Att.	TD	TD%	Int	Int%	LG	Sack/Lost	Rtg.
Morton	254	131	1929	51.6	7.59	14	5.5	8	3.1	81t	43/338	82.1
Penrose	40	21	217	52.5	5.43	0	0.0	4	10.0	35	5/49	28.9
Weese	20	11	119	55.0	5.95	1	5.0	0	0.0	31	2/15	89.4
<b>BRONCOS</b>	<b>314</b>	<b>163</b>	<b>2265</b>	<b>51.9</b>	<b>7.21</b>	<b>15</b>	<b>4.8</b>	<b>12</b>	<b>3.8</b>	<b>81t</b>	<b>50/402</b>	<b>75.6</b>
<b>OPPONENTS</b>	<b>426</b>	<b>235</b>	<b>2556</b>	<b>55.2</b>	<b>6.00</b>	<b>11</b>	<b>2.6</b>	<b>25</b>	<b>5.9</b>	<b>51</b>	<b>35/312</b>	<b>57.2</b>



## 1977 DEFENSIVE STATS

(based on coaches' film review)

	TT	UT	A	SACKS	I-YDS	FR
1 Gradishar	219	145	74	3	3-56	4
2 Swenson	135	89	46	2	1-0	0
3 Rizzo	123	72	51	1	3-49	1
4 Alzado	119	80	39	8	0-0	2
5 T. Jackson	116	77	39	4	4-95	0
6 Carter	113	71	42	6	0-0	0
7 Thompson	95	69	26	1	5-122	2
8 Chavous	82	51	31	8	0-0	0
9 Wright	77	57	20	0	3-128	0
10 B. Jackson	72	42	30	0	1-13	0
11 Foley	71	58	13	0	3-22	0
12 Grant	51	39	12	0	0-0	1
13 Manor	38	25	13	4	0-0	0
14 Smith	26	19	7	0	1-6	1
15 Turk	22	16	6	0	0-0	0
16 Polt	16	12	4	0	0-0	0
17 Evans	6	4	2	0	1-0	1
18 Pane	5	1	4	0	0-0	0
19 Nairne	2	1	1	0	0-0	0
20 Baska	1	1	0	0	0-0	0
21 Howard	0	0	0	0	0-0	1
<b>TOTALS</b>	<b>1,389</b>	<b>929</b>	<b>460</b>	<b>37</b>	<b>25-491</b>	<b>13</b>

## 1977 GAMES STARTED

OFFENSE	DEFENSE
QB Morton, Craig	14 DE Alzado, Lyle
RB Armstrong, Otis	10 DE Chavous, Barney
RB Keyworth, Jon	9 DE Manor, Brison
RB Lytle, Rob	4 DE Smith, Paul
RB Perrin, Lonnie	5 NT Carter, Rubin
WR Dolbin, Jack	13 LB Gradishar, Randy
WR Moses, Haven	14 LB Jackson, Tom
WR Upchurch, Rick	1 LB Rizzo, Joe
TE Odums, Riley	14 LB Swenson, Bob
C Montler, Mike	14 LB Turk, Godwin
T Maurer, Andy	13 CB Foley, Steve
T Minor, Claude	14 CB Pane, Chris
T Schindler, Steve	1 CB Wright, Louis
G Glassic, Tom	14 S Jackson, Bernard
G Howard, Paul	14 S Polt, Randy
	S Thompson, Billy

## 1977 COACHES

Red Miller (Head Coach), Marv Braden (Special Teams), Joe Collier (Defensive Coordinator), Bob Gambold (Defensive Backs), Ken Gray (Offensive Line), Stan Jones (Defensive Line), Myrel Moore (Linebackers), Babe Parilli (Quarterbacks), Fran Poltfoot (Wide Receivers), Paul Roach (Offensive Backfield).

## 1977 LEADERS / RANKINGS

INDIVIDUAL	PLAYER	NO.	AFC RANK	NFL RANK	NFL LEADER	NO.
Points	Turner	76	7	12	Mann (OAK)	99
Rushing Yards	Armstrong	489	22	40	Payton (CHI)	1,852
Passing Yards	Morton	1,929	9	13	Ferguson (BUF)	2,803
Passer Rating	Morton	82.1	2	4	Griese (MIA)	87.8
Receiving Yards	Morton	539	19	32	Burrough (HOU)	816
Receptions	Odums	37	18t	31t	Mitchell (BAL)	71
Interceptions	Thompson	5	10t	16t	Blackwood (BAL)	10

OFFENSE	NO.	AFC RANK	NFL RANK	NFL LEADER	NO.
Points Per Game	19.6	8	10	Oakland	25.1
Total Yards Per Game	279.0	12	17	Dallas	343.7
Yards Per Play	4.4	12t	17t	St. Louis	5.1
Rushing Yards Per Game	145.9	7	11	Chicago	200.8
Net Passing Yards Per Game	133.1	11	15	Buffalo	200.2

DEFENSE	NO.	AFC RANK	NFL RANK	NFL LEADER	NO.
Points Per Game	10.6	1	3	Atlanta	9.2
Total Yards Per Game	269.6	4	9	Dallas	229.5
Yards Per Play	4.1	1	3t	Dallas	3.7
Rushing Yards Per Game	109.4	1	1	Denver	109.4
Net Passing Yards Per Game	160.3	12	25	Atlanta	98.9

## 1977 KEY AWARDS

**Pro Bowl (5):** DE Lyle Alzado, LB Randy Gradishar, LB Tom Jackson, S Billy Thompson, CB Louis Wright. **AP All-Pro (4):** DE Lyle Alzado (first team), LB Randy Gradishar (first team), LB Tom Jackson (first team), S Billy Thompson (first team). **AP NFL Coach of the Year:** Red Miller. **K.C. 101 Club NFL Coach of the Year:** Red Miller.

## 1977 NFL STANDINGS

## AFC EAST

Team	W	L	T	Pct	PF	PA
y-Baltimore	10	4	0	.714	295	221
Miami	10	4	0	.714	313	197
New England	9	5	0	.643	278	217
Buffalo	3	11	0	.214	160	313
New York Jets	3	11	0	.214	191	300

## AFC CENTRAL

Team	W	L	T	Pct	PF	PA
y-Pittsburgh	9	5	0	.643	283	243
Cincinnati	8	6	0	.571	238	235
Houston	8	6	0	.571	299	230
Cleveland	6	8	0	.429	269	267

## AFC WEST

Team	W	L	T	Pct	PF	PA
*y-Denver	12	2	0	.857	274	148
x-Oakland	11	3	0	.786	351	230
San Diego	7	7	0	.500	222	205
Seattle	5	9	0	.357	282	373
Kansas City	2	12	0	.143	225	349

## NFC EAST

Team	W	L	T	Pct	PF	PA
*y-Dallas	12	2	0	.857	345	212
Washington	9	5	0	.643	196	189
St. Louis	7	7	0	.500	272	287
Philadelphia	5	9	0	.357	220	207
New York Giants	5	9	0	.357	181	265

## NFC CENTRAL

Team	W	L	T	Pct	PF	PA
y-Minnesota	9	5	0	.643	231	227
x-Chicago	9	5	0	.643	255	253
Detroit	6	8	0	.429	183	252
Green Bay	4	10	0	.286	134	219
Tampa Bay	2	12	0	.143	103	223

## NFC WEST

Team	W	L	T	Pct	PF	PA
y-Los Angeles	10	4	0	.714	302	146
Atlanta	7	7	0	.500	179	129
San Francisco	5	9	0	.357	220	260
New Orleans	3	11	0	.214	232	336

x - Wild Card Qualifier; y - Division Title; \* - Home-field Advantage

## DIVISIONAL PLAYOFF GAMES

12/24 - Oakland 37, at Baltimore 31 (OT)

12/24 - at Denver 34, Pittsburgh 21

12/26 - at Dallas 37, Chicago 7

12/26 - Minnesota 14, at Los Angeles 7

## CONFERENCE CHAMPIONSHIPS

1/1 - at Denver 20, Oakland 17

1/1 - at Dallas 23, Minnesota 6

## SUPER BOWL XII (NEW ORLEANS)

1/15 - Dallas 27, Denver 10

# 1976 FINAL STATISTICS (9-5)

Head Coach: John Ralston    AFC West: 2nd    Home Stadium: Mile High Stadium

Date	W-L	Score	Opponent	Attendance	RUSHING	No.	Yds.	Avg.	Long	TD
Sept 12	L	7-17	at Cincinnati	53,464	Armstrong	247	1008	4.1	31	5
Sept 19	W	46-3	New York Jets	62,519	Keyworth	122	349	2.9	13	3
Sept 26	W	44-13	Cleveland	62,758	Weese	33	142	6.2	20	0
Oct 3	W	26-0	San Diego	62,486	Perrin	27	118	3.2	14	2
Oct 10	L	3-17	at Houston	47,928	Kick	31	114	3.7	19	1
Oct 17	L	10-17	Oakland	63,241	Upchurch	6	7	11.8	25	1
Oct 24	W	35-26	at Kansas City	57,961	Ramsey	13	51	3.9	15	0
Oct 31	L	6-19	at Oakland	52,169	Odoms	3	36	12.0	15	2
Nov 7	W	48-13	Tampa Bay	62,503	Franckowiak	12	25	2.1	7	0
Nov 14	W	17-0	at San Diego	32,017	Van Heusen	1	20	20.0	20	0
Nov 21	W	14-13	New York Giants	62,961	Dolbin	2	5	2.5	8	0
Nov 28	L	14-38	at New England	61,128	Penrose	2	-3	-1.5	-1	0
Dec 5	W	17-16	Kansas City	57,995	Moses	1	-4	-4.0	-4	0
Dec 12	W	28-14	at Chicago	44,459	<b>BRONCOS</b>	<b>500</b>	<b>1932</b>	<b>3.9</b>	<b>31</b>	<b>14</b>
					<b>OPPONENTS</b>	<b>496</b>	<b>1709</b>	<b>3.4</b>	<b>26</b>	<b>14</b>

TEAM STATISTICS	Den	Opp
TOTAL FIRST DOWNS	239	222
Rushing	106	90
Passing	114	104
Penalty	19	28
3RD DOWN: MADE/ATT	69/193	73/222
3rd Down Pct.	35.8	32.9
TOTAL NET YARDS	4136	3734
Avg. Per Game	295.4	266.7
Total Plays	901	919
Avg. Per Play	4.6	4.1
NET YARDS RUSHING	1932	1709
Avg. Per Game	138.0	122.1
Total Rushes	500	496
Avg. Per Rush	3.9	3.4
NET YARDS PASSING	2204	2025
Avg. Per Game	157.4	144.6
Sacked/Yards Lost	48/306	32/240
Gross Yards	2510	2265
Att./Completions	353/168	391/214
Completion Pct.	47.6	54.7
Had Intercepted	22	24
PUNTS/AVERAGE	84/35.1	91/37.3
NET PUNTING AVG	29.9	28.5
PUNT RETURNS/AVG	51/12.5	43/8.7
KICKOFF RETURNS/AVG	46/23.4	50/24.1
MISC. RETURNS/AVG	12/5.7	6/0.9
INTERCEPTIONS/RET.	24/19.0	22/11.8
PENALTIES/YARDS	105/986	88/715
FUMBLES/BALL LOST	23/12	23/13
TOUCHDOWNS	39	25
Rushing	14	14
Passing	15	8
Returns	10	3
EXTRA POINTS/ATT	36/39	20/25
FIELD GOALS/ATT	15/21	12/27
TOTAL POINTS	315	206

SCORE BY PERIODS	1	2	3	4	OT	Total
<b>BRONCOS</b>	70	71	88	86	0	315
<b>OPPONENTS</b>	30	87	36	83	0	206

SCORING	TD	Ru	Pa	Rt	PAT	FG	S	PTS
Turner	0	0	0	0	36/39	15/21	0	81
Moses	7	0	7	0	0/0	0/0	0	42
Armstrong	6	5	1	0	0/0	0/0	0	36
Upchurch	6	1	1	4	0/0	0/0	0	36
Odoms	5	2	3	0	0/0	0/0	0	30
Keyworth	4	3	1	0	0/0	0/0	0	24
Kick	2	2	1	0	0/0	0/0	0	12
Perrin	2	0	0	0	0/0	0/0	0	12
Rowser	2	0	0	2	0/0	0/0	0	12
Dolbin	1	0	1	0	0/0	0/0	0	6
Jackson	1	0	0	1	0/0	0/0	0	6
Poiti	1	0	0	1	0/0	0/0	0	6
Gradihar	1	0	0	1	0/0	0/0	0	6
Jones	1	0	0	1	0/0	0/0	0	6
<b>BRONCOS</b>	<b>39</b>	<b>14</b>	<b>15</b>	<b>10</b>	<b>36/39</b>	<b>15/21</b>	<b>0</b>	<b>315</b>
<b>OPPONENTS</b>	<b>25</b>	<b>14</b>	<b>8</b>	<b>3</b>	<b>20/25</b>	<b>12/28</b>	<b>0</b>	<b>206</b>

RECEIVING	No.	Yds.	Avg.	Long	TD
Armstrong	39	457	11.7	36t	1
Odoms	30	477	15.9	47t	3
Moses	25	498	19.9	71t	7
Keyworth	22	201	9.1	31	1
Dolbin	19	354	18.6	40	1
Upchurch	12	340	28.3	59t	1
Kick	10	78	7.8	19	1
Franckowiak	4	42	10.5	11	0
Perrin	4	35	8.8	15	0
Schultz	2	29	14.5	16	0
Lyons	1	-1	-1.0	-1	0
<b>BRONCOS</b>	<b>168</b>	<b>2510</b>	<b>14.9</b>	<b>71t</b>	<b>15</b>
<b>OPPONENTS</b>	<b>214</b>	<b>2265</b>	<b>10.6</b>	<b>58</b>	<b>8</b>

INTERCEPTIONS	No.	Yds.	Avg.	Long	TD
Jackson	7	136	19.4	46t	1
Rowser	4	104	26.0	41t	2
Foley	4	95	23.8	34	0
Gradihar	3	44	14.7	31t	1
Swenson	2	26	13.0	26	0
Jones	2	7	3.5	7	0
Rizzo	1	8	8.0	8	0
Poiti	0	0	0.0	0	0
Wright	0	*32	-	32	0
<b>BRONCOS</b>	<b>24</b>	<b>452</b>	<b>18.8</b>	<b>65</b>	<b>4</b>
<b>OPPONENTS</b>	<b>22</b>	<b>260</b>	<b>11.8</b>	<b>38</b>	<b>0</b>

\*return yardage gained by lateral

PUNTING	No.	Yds.	Avg.	TB	In20	Long
Weese	52	1852	35.6	1	5	55
Van Heusen	31	1093	35.3	2	4	52
<b>BRONCOS</b>	<b>*84</b>	<b>2945</b>	<b>35.1</b>	<b>3</b>	<b>9</b>	<b>55</b>
<b>OPPONENTS</b>	<b>91</b>	<b>3391</b>	<b>37.3</b>	<b>8</b>	<b>23</b>	<b>64</b>

\*Includes one team punt for 0 yards

PUNT RETURNS	No.	FC	Yds.	Avg.	Long	TD
Upchurch	39	3	536	13.7	92t	4
Thompson	6	0	60	10.0	20	0
Foley	5	0	42	8.4	16	0
Schultz	1	2	2	2.0	2	0
<b>BRONCOS</b>	<b>51</b>	<b>5</b>	<b>640</b>	<b>12.5</b>	<b>92t</b>	<b>4</b>
<b>OPPONENTS</b>	<b>43</b>	<b>1</b>	<b>372</b>	<b>8.7</b>	<b>64t</b>	<b>1</b>

KICKOFF RETURNS	No.	Yds.	Avg.	Long	TD
Perrin	14	391	27.9	43	0
Schultz	3	82	27.3	38	0
Upchurch	22	514	23.4	64	0
Hyde	1	17	17.0	17	0
Brown	3	41	13.7	14	0
Franckowiak	2	22	11.0	14	0
Goodman	1	8	8.0	8	0
<b>BRONCOS</b>	<b>46</b>	<b>1075</b>	<b>23.4</b>	<b>64</b>	<b>0</b>
<b>OPPONENTS</b>	<b>50</b>	<b>1206</b>	<b>24.1</b>	<b>43</b>	<b>0</b>

FIELD GOAL BREAKDOWN	1-19	20-29	30-39	40-49	50+
Distance	1-19	20-29	30-39	40-49	50+
Turner	1/1	7/8	4/5	3/7	—
<b>OPPONENTS</b>	<b>1/2</b>	<b>4/6</b>	<b>3/7</b>	<b>4/11</b>	<b>0/2</b>

TURNER: (20G,30G) (47G) (40W,47G,25G,36G, 27G) (31G,49S) ( ) (21G,28G) (19G,33G) (44B, 42G) (44S) ( ) (38B,20G) (27HU)

SACKS: Chavous 8, Gradihar 7, Carter 4, T. Jackson 4, P. Smith 3, Hammond 1, Jones 1, Swenson 1, Rizzo 1, Moore 1, Dolbin 1, TOTAL 32.0

PASSING	Att.	Comp.	Yds.	Comp.%	Yd./Att.	TD	TD%	Int	Int%	LG	Sack/Lost	Rtg.
Ramsey	270	128	1931	47.4	7.15	11	4.1	13	4.8	71t	39/261	65.1
Weese	47	24	314	51.1	6.68	1	2.1	6	12.8	43	9/45	39.9
Penrose	36	16	265	44.4	7.36	3	8.3	3	8.3	41	0/0	62.8
<b>BRONCOS</b>	<b>353</b>	<b>168</b>	<b>2510</b>	<b>47.6</b>	<b>7.11</b>	<b>15</b>	<b>4.2</b>	<b>22</b>	<b>6.2</b>	<b>71t</b>	<b>48/306</b>	<b>59.6</b>
<b>OPPONENTS</b>	<b>391</b>	<b>214</b>	<b>2265</b>	<b>54.7</b>	<b>5.79</b>	<b>8</b>	<b>2.0</b>	<b>24</b>	<b>6.1</b>	<b>58</b>	<b>32/240</b>	<b>53.1</b>



## 1976 DEFENSIVE STATS

(based on unofficial press box statistics)

	TT	UT	A	SACKS	I-YDS	FR
1 Gradishar	137	101	36	7	3-44	1
2 Thompson	83	60	23	0	0-0	0
3 Jackson	77	58	19	4	7-136	2
4 Rizzo	76	59	17	1	1-8	0
5 Swenson	75	55	20	1	2-31	1
6 Carter	70	51	19	4	0-0	1
7 Chavous	60	44	16	8	0-0	0
8 Wright	50	39	11	0	0-0	0
9 Rowser	43	34	9	0	4-104	1
10 Foley	42	33	9	0	4-95	0
11 Turk	37	26	11	0	0-0	1
12 Smith	31	21	10	3	0-0	0
13 Jones	29	27	2	1	2-7	1
Grant	29	22	7	0	0-0	0
15 Baska	18	12	6	0	0-0	1
16 Evans	16	13	3	0	0-0	1
17 White	10	9	1	0	0-0	1
18 Moore	6	6	0	1	0-0	0
Polti	6	4	2	0	1-0	0
Pane	6	3	3	0	0-0	0
21 Hammond	5	4	1	1	0-0	0
22 Hardee	1	1	0	0	0-0	0
Dolbin	1	1	0	1	0-0	0
<b>TOTALS</b>	<b>908</b>	<b>683</b>	<b>225</b>	<b>32</b>	<b>24-425</b>	<b>11</b>

## 1976 GAMES STARTED

OFFENSE		DEFENSE	
QB Penrose, Craig	2	DE Chavous, Barney	14
QB Ramsey, Steve	12	DE Smith, Paul	10
RB Armstrong, Otis	14	DE Turk, Godwin	2
RB Frankowski, Mike	1	DE White, Jim	1
RB Keyworth, Jon	13	DT Alzado, Lyle	1
WR Dolbin, Jack	5	DT Carter, Rubin	14
WR Moses, Haven	14	DT Grant, John	10
WR Upchurch, Rick	9	LB Gradishar, Randy	14
TE Odums, Riley	14	LB Jackson, Tom	14
C Maples, Bobby	10	LB Rizzo, Joe	12
C Olson, Phil	4	LB Swenson, Bob	6
T Bain, Bill	13	CB Foley, Steve	6
T Minor, Claudie	14	CB Jones, Calvin	8
T Montgomery, Marv	1	CB Wright, Louis	14
G Glasick, Tom	14	S Rowser, John	14
G Lyons, Tommy	14	S Thompson, Billy	14

## 1976 COACHES

**John Ralston** (Head Coach), **Max Coley** (Offensive Coordinator/Backfield), **Joe Collier** (Defensive Coordinator), **Kay Dalton** (Wide Receivers), **Bob Gambold** (Defensive Backs), **Mike Giddings** (Asst. Offensive Line), **Charley Johnson** (Quarterbacks), **Stan Jones** (Defensive Line), **Myrel Moore** (Linebackers), **Doc Ulrich** (Offensive Line).

## 1976 LEADERS / RANKINGS

INDIVIDUAL	PLAYER	NO.	AFC RANK	NFL RANK	NFL LEADER	NO.
Points	Turner	81	6t	13	Linhart (BAL)	109
Rushing Yards	Armstrong	1,008	6	11	Simpson (BUF)	1,503
Passing Yards	Ramsey	1,931	8	13	Jones (BAL)	3,104
Passer Rating	Ramsey	65.1	9	14	Stabler (OAK)	103.4
Receiving Yards	Moses	498	18	36	Carr (BAL)	1,112
Receptions	Armstrong	39	19	33	Lane (KC)	66
Interceptions	Jackson	7	3t	6t	Jackson, M. (LA)	10

OFFENSE	NO.	AFC RANK	NFL RANK	NFL LEADER	NO.
Points Per Game	22.5	6	7	Baltimore	26.1
Total Yards Per Game	295.4	11	16	Baltimore	374.0
Yards Per Play	4.6	10t	14t	Oakland	5.5
Rushing Yards Per Game	138.0	10	19	Pittsburgh	212.2
Net Passing Yards Per Game	157.4	7	12	Baltimore	209.5

DEFENSE	NO.	AFC RANK	NFL RANK	NFL LEADER	NO.
Points Per Game	14.7	2	6	Pittsburgh	9.9
Total Yards Per Game	266.7	3	8	Pittsburgh	237.4
Yards Per Play	4.1	2	5t	Pittsburgh	3.8
Rushing Yards Per Game	122.1	2	3	Pittsburgh	104.1
Net Passing Yards Per Game	144.6	4	12	Minnesota	112.5

## 1976 KEY AWARDS

**Pro Bowl** (2): RB Otis Armstrong, WR Rick Upchurch. **AP All-Pro** (1): KR Rick Upchurch (first team).

## 1976 NFL STANDINGS

## AFC EAST

Team	W	L	T	Pct	PF	PA
y-Baltimore	11	3	0	.786	417	246
x-New England	11	3	0	.786	376	236
Miami	6	8	0	.429	263	264
New York Jets	3	11	0	.214	169	383
Buffalo	2	12	0	.143	245	363

## AFC CENTRAL

Team	W	L	T	Pct	PF	PA
y-Pittsburgh	10	4	0	.714	342	138
Cincinnati	10	4	0	.714	335	210
Cleveland	9	5	0	.643	267	287
Houston	5	9	0	.357	222	273

## AFC WEST

Team	W	L	T	Pct	PF	PA
*y-Oakland	13	1	0	.929	350	237
<b>Denver</b>	<b>9</b>	<b>5</b>	<b>0</b>	<b>.643</b>	<b>315</b>	<b>206</b>
San Diego	6	8	0	.429	248	285
Kansas City	5	9	0	.357	290	376
Tampa Bay	0	14	0	.000	125	412

## NFC EAST

Team	W	L	T	Pct	PF	PA
y-Dallas	11	3	0	.786	296	194
x-Washington	10	4	0	.714	291	217
St. Louis	10	4	0	.714	309	267
Philadelphia	4	10	0	.286	165	286
New York Giants	3	11	0	.214	170	250

## NFC CENTRAL

Team	W	L	T	Pct	PF	PA
*y-Minnesota	11	2	1	.821	305	176
Chicago	7	7	0	.500	253	216
Detroit	6	8	0	.429	262	220
Green Bay	5	9	0	.357	218	299

## NFC WEST

Team	W	L	T	Pct	PF	PA
y-Los Angeles	10	3	1	.750	351	190
San Francisco	8	6	0	.571	270	190
Atlanta	4	10	0	.286	172	312
New Orleans	4	10	0	.286	253	346
Seattle	2	12	0	.143	229	429

x - Wild Card Qualifier; y - Division Title; \* - Home-field Advantage

## DIVISIONAL PLAYOFF GAMES

12/18 - at Oakland 24, New England 21  
 12/18 - at Minnesota 35, Washington 20  
 12/19 - Pittsburgh 40, at Baltimore 14  
 12/19 - Los Angeles 14, at Dallas 12

## CONFERENCE CHAMPIONSHIPS

12/26 - at Oakland 24, Pittsburgh 7  
 12/26 - at Minnesota 24, Los Angeles 13

## SUPER BOWL XI (PASADENA, CALIF.)

1/9 - Oakland 32, Minnesota 14



# 1975 FINAL STATISTICS (6-8)

Head Coach: John Ralston    AFC West: 2nd    Home Stadium: Mile High Stadium

Date	W-L	Score	Opponent	Attendance	RUSHING	No.	Yds.	Avg.	Long	TD
Sept 21	W	37-33	Kansas City	51,858	Keyworth	182	725	4.0	34	3
Sept 29	W	23-13	Green Bay	52,491	Little	125	445	3.6	19	2
Oct 5	L	14-38	at Buffalo	79,798	Lynch	57	218	3.8	20	3
Oct 12	L	9-20	at Pittsburgh	49,164	Armstrong	31	155	5.0	33	0
Oct 19	W	16-15	Cleveland	52,540	Ross	42	121	2.9	21	0
Oct 26	L	13-26	at Kansas City	70,043	Upchurch	16	97	6.1	15	1
Nov 2	L	17-42	Oakland	52,330	Dolbin	5	72	14.4	25	0
Nov 9	L	16-17	Cincinnati	49,702	Hufnagel	8	47	5.9	13	0
Nov 16	W	27-17	at San Diego	26,048	Ramsey	6	38	6.3	17	0
Nov 23	L	21-35	at Atlanta	28,686	Odoms	5	27	5.4	12	0
Nov 30	W	13-10	San Diego (OT)	44,982	Van Heusen	2	26	13.0	24	0
Dec 8	L	10-17	at Oakland	51,075	Johnson	10	21	2.1	13	0
Dec 14	W	25-10	Philadelphia	36,860	Franckowiak	1	1	1.0	1	0
Dec 20	L	13-14	at Miami	43,064	<b>BRONCOS</b>	<b>490</b>	<b>1993</b>	<b>4.1</b>	<b>34</b>	<b>9</b>
					<b>OPPONENTS</b>	<b>526</b>	<b>1974</b>	<b>3.8</b>	<b>6.5</b>	<b>19</b>

TEAM STATISTICS	Den	Opp	RECEIVING	No.	Yds.	Avg.	Long	TD
TOTAL RUSHING DOWNS	268	247	Keyworth	42	314	7.5	19t	1
Rushing	109	121	Odoms	40	544	13.6	43	3
Passing	137	104	Moses	29	505	17.4	33	2
Penalty	22	22	Little	29	308	10.6	66t	2
3RD DOWN: MADE/ATT	84/212	76/209	Dolbin	22	421	19.1	41	3
3rd Down Pct.	39.6	36.4	Upchurch	18	436	24.2	90t	2
TOTAL NET YARDS	4534	4006	Van Heusen	15	246	16.4	28	1
Avg. Per Game	323.9	286.1	Ross	7	69	9.9	30	0
Total Plays	964	901	Lynch	6	33	5.5	19	1
Avg. Per Play	4.7	4.4	Brown	1	14	14.0	14	0
NET YARDS RUSHING	1993	1974	Armstrong	1	10	10.0	10	0
Avg. Per Game	142.4	141.0	<b>BRONCOS</b>	<b>210</b>	<b>2900</b>	<b>13.8</b>	<b>90t</b>	<b>15</b>
Total Rushes	490	526	<b>OPPONENTS</b>	<b>181</b>	<b>2245</b>	<b>12.4</b>	<b>69</b>	<b>14</b>
Avg. Per Rush	4.1	3.8						

NET YARDS PASSING	Den	Opp	INTERCEPTIONS	No.	Yds.	Avg.	Long	TD
Avg. Per Game	181.5	145.1	Gradishar	3	77	25.7	44	1
Sacked/Yards Lost	47/359	27/213	Thompson	2	97	48.5	49	0
Gross Yards	2900	2245	Thomas	2	66	33.0	36	0
Att./Completions	427/210	348/181	Wright	2	9	4.5	9	0
Completion Pct.	49.2	52.5	Jackson	2	0	0.0	0	0
Had Intercepted	34	16	O'Malley	1	38	38.0	0	0
PUNTS/AVERAGE	63/39.9	76/42.1	Swenson	1	4	4.0	4	0
PUNT RETURNS/AVG	41/11.5	39/13.7	Rowser	1	2	2.0	2	0
KICKOFF RETURNS/AVG	59/24.5	57/22.3	May	1	0	0.0	0	0
MISC. RETURNS/AVG	4/68	1/6	Jones	1	0	0.0	0	0
INTERCEPTIONS/RET.	16/18.3	34/13.1	<b>BRONCOS</b>	<b>16</b>	<b>293</b>	<b>18.3</b>	<b>49</b>	<b>1</b>
PENALTIES/YARDS	92/785	88/779	<b>OPPONENTS</b>	<b>34</b>	<b>447</b>	<b>13.1</b>	<b>41</b>	<b>1</b>
FUMBLES/BALL LOST	28/14	37/16						

TOTAL POINTS	Den	Opp	PUNTING	No.	Yds.	Avg.	Long	B
Avg. Points per Game	18.1	21.9	Van Heusen	63	2515	39.9	64	0
Touchdowns	28	35	<b>OPPONENTS</b>	<b>76</b>	<b>3200</b>	<b>42.1</b>	<b>60</b>	<b>0</b>
By Rushing	9	19						
By Passing	15	14						
By Returns	4	2						
Field Goals	21/29	21/28						
Conversions	33/35	34/35						

BRONCOS		36	86	41	88	3	254	KICKOFF RETURNS						
OPPONENTS		54	81	88	84	0	307	No.	Yds.	Avg.	Long	TD		
SCORING	TD	Ru	Pa	Rt	PAT	FG	S	PTS	Upchurch	40	1084	27.1	58	0
	Turner	0	0	0	23/26	21/28	0	86	Little	16	307	19.2	32	0
	Keyworth	4	3	1	0	0/0	0	24	Ross	1	20	20.0	20	0
	Dolbin	4	0	3	1	0/0	0	24	Severson	1	20	20.0	20	0
	Little	4	0	3	1	0/0	0	24	Maples	1	15	15.0	15	0
	Lynch	4	2	2	0	0/0	0	24	BRONCOS	59	1446	24.5	58	0
	Odoms	4	3	1	0	0/0	0	24	OPPONENTS	57	1273	22.3	39	0
	Upchurch	3	1	2	0	0/0	0	18						
	Moses	2	0	2	0	0/0	0	12						
	Van Heusen	1	0	1	0	0/0	0	6						
GRAND TOTAL		100	177	130	172	3	561	GRAND TOTAL						

KICKOFF RETURNS	No.	Yds.	Avg.	Long	TD
Upchurch	40	1084	27.1	58	0
Little	16	307	19.2	32	0
Ross	1	20	20.0	20	0
Severson	1	20	20.0	20	0
Maples	1	15	15.0	15	0
<b>BRONCOS</b>	<b>59</b>	<b>1446</b>	<b>24.5</b>	<b>58</b>	<b>0</b>
<b>OPPONENTS</b>	<b>57</b>	<b>1273</b>	<b>22.3</b>	<b>39</b>	<b>0</b>

FIELD GOAL BREAKDOWN	Distance	1-19	20-29	30-39	40-49	50+
Turner	2/2	7/9	8/10	3/6	2/3	
<b>OPPONENTS</b>	<b>2/2</b>	<b>8/9</b>	<b>4/6</b>	<b>1/3</b>	<b>1/4</b>	
<b>TURNER:</b>	(23G)	(35G,39G,32G)	(22G,39G,36G)	(25G,48G,53G)	(41N)	(22N,53G)
<b>OPPONENTS:</b>	(38G)	(22G, 46G)	(52N,32N)	(22G,23N,25G)	(40N,18G)	(47G,29G)
		(39G,39G,41N,35N)				

**SACKS:** Alzado 7, P. Smith 4.5, Chavous 4.5, Gradishar 3, T. Jackson 3, Carter 2, Grant 2, Olsen 1, **TOTAL 27.0**

PASSING	Att.	Comp.	Yds.	Comp. %	Yd./Att.	Sack/Lost	TD	TD %	Int	Int %	LG	Rtg.
Ramsey	233	128	1562	54.9	6.70	23/187	9	3.8	14	6.0	66t	63.4
Johnson	142	65	1021	45.8	7.19	10/79	5	3.5	12	8.5	90t	45.4
Hufnagel	51	16	287	31.4	5.62	13/84	1	2.0	8	15.7	80t	18.8
Van Heusen	1	1	30	100.0	30.00	0/0	0	0.0	0	0.0	30	119.0
<b>BRONCOS</b>	<b>427</b>	<b>210</b>	<b>2900</b>	<b>49.2</b>	<b>6.79</b>	<b>47/359</b>	<b>15</b>	<b>3.5</b>	<b>34</b>	<b>8.0</b>	<b>90t</b>	<b>49.9</b>
<b>OPPONENTS</b>	<b>348</b>	<b>181</b>	<b>2245</b>	<b>52.5</b>	<b>6.45</b>	<b>27/213</b>	<b>14</b>	<b>4.0</b>	<b>16</b>	<b>4.6</b>	<b>69</b>	<b>66.6</b>



## 1975 DEFENSIVE STATS

(based on unofficial press box statistics)

	TT	UT	A	SACKS	I-YDS	FR
1 Gradishar	132	106	26	3	3-77	0
2 T. Jackson	92	67	25	3	2-0	0
3 Alzado	79	55	24	7	0-0	2
4 Thompson	59	51	8	0	2-97	0
5 Grant	57	44	13	2	0-0	3
6 Rizzo	54	38	16	0	0-0	0
7 Carter	52	28	24	2	0-0	0
8 P. Smith	47	34	13	4.5	0-0	1
9 Wright	43	36	7	0	2-9	0
10 Chavous	42	28	14	4.5	0-0	0
11 Rowser	37	32	5	0	1-2	1
12 Swenson	31	26	5	0	1-4	0
13 O'Malley	29	25	4	0	1-38	0
May	29	20	9	0	1-0	0
15 Jones	26	24	2	0	1-0	0
16 E. Thomas	19	14	5	0	2-66	1
17 Severson	18	11	7	0	0-0	2
18 Polt	15	7	8	0	0-0	0
19 Olsen	14	12	2	1	0-0	0
20 Maples	6	6	0	0	0-0	0
<b>TOTALS</b>	<b>881</b>	<b>664</b>	<b>217</b>	<b>27</b>	<b>16-293</b>	<b>10</b>

## 1975 GAMES STARTED

OFFENSE		DEFENSE	
QB Hufnagel, John	1	DE Carter, Rubin	7
QB Johnson, Charley	6	DE Chavous, Barney	9
QB Ramsey, Steve	7	DE Grant, John	13
RB Armstrong, Otis	3	DE Olsen, Phil	1
RB Keyworth, Jon	14	DT Alzado, Lyle	14
RB Little, Floyd	10	DT Smith, Paul	12
RB Lynch, Fran	1	LB Gradishar, Randy	14
WR Dolbin, Jack	1	LB Jackson, Tom	14
WR Moses, Haven	14	LB May, Ray	8
WR Van Heusen, Bill	13	LB Rizzo, Joe	6
TE Odoms, Riley	14	CB Jones, Calvin	8
C Maples, Bobby	14	CB/S Rowser, John	13
T Current, Mike	7	CB Thomas, Earlie	6
T Minor, Claudie	14	CB Wright, Louis	11
T Montgomery, Marv	7	S Polti, Randy	1
T Rogers, Stan	2	S Severson, Jeff	3
G Howard, Paul	14	S Thompson, Billy	14
G Lyons, Tom	10		
G Schaukowitz, Carl	2		

## 1975 COACHES

**John Ralston** (Head Coach), **Max Coley** (Offensive Coordinator/Backfield), **Joe Collier** (Defensive Coordinator), **Kay Dalton** (Wide Receivers), **Jerry Frei** (Offensive Line), **Bob Gambold** (Defensive Backs), **Myrel Moore** (Linebackers/Special Teams), **Doc Ulrich** (Defensive Line).

## 1975 LEADERS / RANKINGS

INDIVIDUAL	PLAYER	NO.	AFR RANK	NFL RANK	NFL LEADER	NO.
Points	Turner	86	6	10	Simpson (BUF)	138
Rushing Yards	Keyworth	725	9	16	Simpson (BUF)	1,817
Passing Yards	Ramsey	1,562	11	21	Anderson (CIN)	3,169
Passer Rating	Ramsey	63.4	6	12	Anderson (CIN)	93.9
Receiving Yards	Odoms	544	19t	34t	Burroughs (HOU)	1,063
Receptions	Keyworth	42	13t	26t	Foreman (MIN)	73
Interceptions	Gradishar	3	29t	54t	Blount (PIT)	11

OFFENSE	NO.	AFR RANK	NFL RANK	NFL LEADER	NO.
Points Per Game	18.1	11	17	Buffalo	30.0
Total Yards Per Game	323.9	5	10	Buffalo	390.5
Yards Per Play	4.7	7t	12t	Buffalo	5.7
Rushing Yards Per Game	142.4	8	13	Buffalo	212.4
Net Passing Yards Per Game	181.5	2	7	Cincinnati	231.5

DEFENSE	NO.	AFR RANK	NFL RANK	NFL LEADER	NO.
Points Per Game	21.9	7	18	Los Angeles	9.6
Total Yards Per Game	286.1	5	9	Minnesota	225.2
Yards Per Play	4.4	4t	8t	Los Angeles	3.9
Rushing Yards Per Game	141.0	6	13	Minnesota	109.4
Net Passing Yards Per Game	145.1	5	7	Minnesota	115.8

## 1975 KEY AWARDS

**Pro Bowl (2):** LB Randy Gradishar, TE Riley Odoms. **All-Pro (1):** TE Riley Odoms.

## 1975 NFL STANDINGS

## AFC EAST

Team	W	L	T	Pct	PF	PA
y-Baltimore	10	4	0	.714	395	269
Miami	10	4	0	.714	357	222
Buffalo	8	6	0	.571	420	355
New York Jets	3	11	0	.214	258	433
New England	3	11	0	.214	258	358

## AFC CENTRAL

Team	W	L	T	Pct	PF	PA
*y-Pittsburgh	12	2	0	.857	373	162
x-Cincinnati	11	3	0	.786	340	246
Houston	10	4	0	.714	293	226
Cleveland	3	11	0	.214	218	372

## AFC WEST

Team	W	L	T	Pct	PF	PA
y-Oakland	11	3	0	.786	375	255
<b>Denver</b>	<b>6</b>	<b>8</b>	<b>0</b>	<b>.429</b>	<b>254</b>	<b>307</b>
Kansas City	5	9	0	.357	282	341
San Diego	2	12	0	.143	189	345

## NFC EAST

Team	W	L	T	Pct	PF	PA
y-St. Louis	11	3	0	.786	356	276
x-Dallas	10	4	0	.714	350	268
Washington	8	6	0	.571	325	276
New York Giants	5	9	0	.357	216	306
Philadelphia	4	10	0	.286	225	302

## NFC CENTRAL

Team	W	L	T	Pct	PF	PA
*y-Minnesota	12	2	0	.857	377	180
Detroit	7	7	0	.500	245	262
Chicago	4	10	0	.286	191	379
Green Bay	4	10	0	.286	226	285

## NFC WEST

Team	W	L	T	Pct	PF	PA
y-Los Angeles	12	2	0	.857	312	135
San Francisco	5	9	0	.357	255	286
Atlanta	4	10	0	.286	240	289
New Orleans	2	12	0	.143	165	360

x - Wild Card Qualifier; y - Division Title; \* - Home-field Advantage

## DIVISIONAL PLAYOFF GAMES

12/27 - at Pittsburgh 28, Baltimore 10  
 12/27 - at Los Angeles 35, St. Louis 23  
 12/28 - at Oakland 31, Cincinnati 28  
 12/28 - Dallas 17, at Minnesota 14

## CONFERENCE CHAMPIONSHIPS

1/4 - at Pittsburgh 16, Oakland 10  
 1/4 - Dallas 37, at Los Angeles 7

## SUPER BOWL X (MIAMI)

1/18 - Pittsburgh 21, Dallas 17





# 1974 FINAL STATISTICS (7-6-1)

Head Coach: John Ralston    AFC West: 2nd    Home Stadium: Mile High Stadium

Date	W-L	Score	Opponent	Attendance	RUSHING	No.	Yds.	Avg.	Long	TD
Sept 15	L	10-17	Los Angeles	56,981	Armstrong	263	1407	5.3	43	9
Sept 22	T	35-35	Pittsburgh (OT)	50,858	Keyworth	81	374	4.6	30t	10
Sept 30	L	3-30	at Washington	54,395	Little	117	312	2.7	22	1
Oct 6	W	17-14	at Kansas City	67,298	Odoms	4	25	6.3	31	0
Oct 13	W	33-17	New Orleans	50,748	Hufnagel	2	22	11.0	18	0
Oct 20	W	27-7	San Diego	50,748	Moses	2	16	8.0	11	0
Oct 27	L	21-23	at Cleveland	60,478	Ross	3	8	2.7	7	0
Nov 3	L	17-28	Oakland	45,766	Stowe	1	1	1.0	1	0
Nov 10	W	17-6	at Baltimore	32,244	Van Heusen	1	-1	-1.0	-1	0
Nov 18	L	34-42	Kansas City	50,236	Lynch	3	-2	-0.7	1	0
Nov 24	W	20-17	at Oakland	51,224	Ramsey	5	-2	-0.4	1	0
Nov 28	W	31-27	at Detroit	51,157	Johnson	4	-3	-0.8	-1	0
Dec 8	W	37-14	Houston	46,942	<b>BRONCOS</b>	<b>486</b>	<b>2157</b>	<b>4.4</b>	<b>43</b>	<b>20</b>
Dec 15	L	0-17	at San Diego	35,756	<b>OPPONENTS</b>	<b>487</b>	<b>1808</b>	<b>3.7</b>	<b>27</b>	<b>17</b>

TEAM STATISTICS	Den	Opp	RECEIVING	No.	Yds.	Avg.	Long	TD
TOTAL FIRST DOWNS	258	265	Odoms	42	639	15.2	41	6
Rushing	120	109	Armstrong	38	405	10.7	48t	3
Passing	118	135	Moses	34	559	16.4	42	2
Penalty	20	21	Little	29	344	11.8	72	0
3RD DOWN: MADE/ATT	63/176	88/218	Van Heusen	16	421	26.3	73t	4
3rd Down Pct.	35.8	40.4	Keyworth	12	109	9.1	18	0
TOTAL NET YARDS	4485	4391	Simmons	10	161	16.1	36	2
Avg. Per Game	320.4	313.6	Stowe	2	9	4.5	5	1
Total Plays	861	945	Ross	1	13	13.0	13	0
Avg. Per Play	5.2	4.6	<b>BRONCOS</b>	<b>184</b>	<b>2660</b>	<b>14.5</b>	<b>73t</b>	<b>18</b>
NET YARDS RUSHING	2157	1808	<b>OPPONENTS</b>	<b>237</b>	<b>2805</b>	<b>11.8</b>	<b>61t</b>	<b>14</b>
Avg. Per Game	154.1	129.1						
Total Rushes	486	487						
Avg. Per Rush	4.4	3.7						

NET YARDS PASSING	2328	2583	INTERCEPTIONS	No.	Yds.	Avg.	Long	TD
Avg. Per Game	166.3	184.5	Thompson	5	105	21.0	38t	1
Sacked/Yards Lost	45/332	32/222	Jones	5	19	3.8	11	0
Gross Yards	2660	2805	Rowser	4	56	14.0	33	0
Att./Completions	329/184	426/237	May	2	40	20.0	25	0
Completion Pct.	55.9	55.6	T. Jackson	1	39	39.0	39	0
Had Intercepted	17	22	Greer	1	23	23.0	23	0
PUNTS/AVERAGE	75/40.3	70/42.6	Laskey	1	3	3.0	3	0
PUNT RETURNS/AVG	43/11.0	45/11.8	Pitts	1	2	2.0	2	0
KICKOFF RETURNS/AVG	54/22.0	57/24.0	E. Smith	1	0	0.0	0	0
MISC. RETURNS/AVG	1/2	3/57	Tyler	1	0	0.0	0	0
INTERCEPTIONS/RET.	22/14.0	17/17.9	Hepburn	0	*22	0.0	22	0
PENALTIES/YARDS	76/632	78/585	<b>BRONCOS</b>	<b>22</b>	<b>309</b>	<b>14.0</b>	<b>39</b>	<b>1</b>
FUMBLES/BALL LOST	23/13	22/11	<b>OPPONENTS</b>	<b>17</b>	<b>304</b>	<b>17.9</b>	<b>55t</b>	<b>3</b>
TOTAL POINTS	302	294	<i>*return yardage gained by lateral</i>					
Avg. Points per Game	21.6	21.0						
Touchdowns	39	35						
By Rushing	20	17						
By Passing	18	14						
By Returns	1	4						
Field Goals	11/21	16/42						
Conversions	35/39	34/35						

PUNTING	No.	Yds.	Avg.	Long	B
Van Heusen	75	3024	40.3	61	0
<b>OPPONENTS</b>	<b>70</b>	<b>2985</b>	<b>42.6</b>	<b>66</b>	<b>0</b>

PUNT RETURNS	No.	FC	Yds.	Avg.	Long	TD
Thompson	26	1	350	13.5	60	0
Little	4	1	34	8.5	17	0
Greer	13	5	90	6.9	12	0
<b>BRONCOS</b>	<b>43</b>	<b>7</b>	<b>474</b>	<b>11.0</b>	<b>60</b>	<b>0</b>
<b>OPPONENTS</b>	<b>45</b>	<b>1</b>	<b>529</b>	<b>11.8</b>	<b>72</b>	<b>0</b>

KICKOFF RETURNS	No.	Yds.	Avg.	Long	TD
Thompson	13	325	25.0	37	0
Armstrong	16	386	24.1	41	0
Keyworth	4	85	22.3	26	0
Little	8	171	21.4	31	0
Brown	3	56	18.7	22	0
Ross	7	117	16.7	31	0
Criter	3	48	16.0	20	0
<b>BRONCOS</b>	<b>54</b>	<b>1188</b>	<b>22.0</b>	<b>41</b>	<b>0</b>
<b>OPPONENTS</b>	<b>57</b>	<b>1369</b>	<b>24.0</b>	<b>84t</b>	<b>1</b>

FIELD GOAL BREAKDOWN	Distance	1-19	20-29	30-39	40-49	50+
Turner	0/1	3/4	6/7	2/8	0/1	
<b>OPPONENTS</b>	<b>2/2</b>	<b>8/9</b>	<b>4/6</b>	<b>1/3</b>	<b>1/4</b>	

PASSING	Att.	Comp.	Yds.	Comp.%	Yd./Att.	Sack/Lost	TD	TD%	Int	Int%	LG	Rtg.
Johnson	244	136	1969	55.7	8.07	35/270	13	5.3	9	3.7	73t	84.3
Ramsey	74	41	580	55.4	7.84	9/55	5	6.8	7	9.5	43t	64.0
Hufnagel	10	6	70	60.0	7.00	1/7	0	0.0	1	14.3	28	41.7
Van Heusen	1	1	41	100.0	41.00	0/0	0	0.0	0	0.0	41	120.0
<b>BRONCOS</b>	<b>329</b>	<b>184</b>	<b>2660</b>	<b>55.9</b>	<b>8.09</b>	<b>45/332</b>	<b>18</b>	<b>5.5</b>	<b>17</b>	<b>5.2</b>	<b>73t</b>	<b>79.1</b>
<b>OPPONENTS</b>	<b>426</b>	<b>237</b>	<b>2805</b>	<b>55.6</b>	<b>6.58</b>	<b>32/222</b>	<b>14</b>	<b>3.3</b>	<b>22</b>	<b>5.2</b>	<b>61t</b>	<b>65.3</b>

**TURNER:** (39G) (41N) (34G) (41G,19N) (24N) (34G, 20G) (43N,51N) (27G) (37G) ( ) (30G,33G,42N) (42N,21G,45N) (43G,44N) (31N)

**SACKS:** Alzado 13, Chavous 9, T. Jackson 4, Duranko 1, Grant 1, May 1, E. Smith 1, Simone 1, Pitts 1, **TOTAL 32.0**

## 1974 DEFENSIVE STATS

(based on unofficial press box statistics)

	TT	UT	A	SACKS	I-YDS	FR
1 Jackson	121	80	41	4	1-39	0
2 May	103	68	35	1	2-40	1
3 Thompson	86	63	23	0	5-105	2
4 Alzado	84	58	26	13	0-0	2
5 Chavous	82	53	29	9	0-0	2
6 Grant	54	38	16	1	0-0	0
7 Gradishar	53	42	11	0	0-0	0
8 O'Malley	53	36	17	0	0-0	0
9 Jones	47	41	6	0	5-19	0
10 Laskey	45	32	13	0	1-3	1
11 Greer	43	27	16	0	1-23	1
12 Rowser	42	36	6	0	4-56	0
13 Simone	29	21	8	1	0-0	1
14 Duranko	28	17	11	1	0-0	0
15 Criter	23	18	5	0	0-0	0
Hepburn	23	17	6	0	0-22	0
17 Pitts	18	14	4	1	1-2	0
18 P. Smith	13	4	9	0	0-0	1
19 Rizzo	10	10	0	0	0-0	0
20 Tyler	8	7	1	0	1-0	0
21 Graham	5	5	0	0	0-0	0
Kampa	5	3	2	0	0-0	0
23 E. Smith	4	2	2	1	1-0	0
<b>TOTALS</b>	<b>979</b>	<b>692</b>	<b>287</b>	<b>32</b>	<b>22-309</b>	<b>11</b>

## 1974 GAMES STARTED

OFFENSE		DEFENSE	
QB Johnson, Charley	13	DE Alzado, Lyle	14
QB Ramsey, Steve	1	DE Chavous, Barney	14
RB Armstrong, Otis	14	DT Duranko, Pete	9
RB Keyworth, Jon	5	DT Grant, John	13
RB Little Floyd	9	DT Kampa, Bob	1
WR Masters, Billy	1	DT Smith, Ed	3
WR Moses, Haven	13	DT Smith, Paul	2
WR Simmons, Jerry	2	LB Gradishar, Randy	3
WR Van Heusen, Bill	12	LB Jackson, Tom	12
TE Odoms, Riley	14	LB Laskey, Bil	10
C Maples, Bobby	14	LB May, Ray	12
T Current, Mike	14	LB O'Malley, Jim	5
T Minor, Claudie	4	CB Hepburn, Lonnie	4
G Howard, Paul	5	CB Jones, Calvin	14
G Jackson, Larron	9	CB Rowser, John	10
G Lyons, Tom	14	S Greer, Charles	10
		S Pitts, John	4
		S Thompson, Billy	14

## 1974 COACHES

**John Ralston** (Head Coach), **Max Coley** (Offensive Coordinator/Backfield), **Joe Collier** (Defensive Coordinator), **Kay Dalton** (Wide Receivers), **Jerry Frei** (Offensive Line), **Bob Gambold** (Defensive Backs), **Myrel Moore** (Linebackers/Special Teams), **Doc Ulrich** (Defensive Line).

## 1974 LEADERS / RANKINGS

INDIVIDUAL	PLAYER	NO.	AFC RANK	NFL RANK	NFL LEADER	NO.
Points	Armstrong	72	71	111	Marcol (GB)	94
Rushing Yards	Armstrong	1,407	1	1	Armstrong (DEN)	1,407
Passing Yards	Johnson	1,969	5	8	Anderson (CIN)	2,667
Passer Rating	Johnson	84.3	3	4	Anderson (CIN)	95.7
Receiving Yards	Odoms	639	4	12	Branch (OAK)	1,092
Receptions	Odoms	42	41	151	Mitchell (BAL)	72
Interceptions	Thompson/Jones	5	81	131	Thomas (KC)	12

OFFENSE	NO.	AFC RANK	NFL RANK	NFL LEADER	NO.
Points Per Game	21.6	5	8	Oakland	25.4
Total Yards Per Game	320.4	3	5	Dallas	355.9
Yards Per Play	5.2	2	2	Cincinnati	5.4
Rushing Yards Per Game	154.1	4	5	Dallas	175.3
Net Passing Yards Per Game	166.3	5	9	Washington	200.1

DEFENSE	NO.	AFC RANK	NFL RANK	NFL LEADER	NO.
Points Per Game	21.0	10	22	Los Angeles	12.9
Total Yards Per Game	313.6	9	21	Pittsburgh	219.6
Yards Per Play	4.6	41	121	Pittsburgh	3.6
Rushing Yards Per Game	129.1	5	13	Los Angeles	93.0
Net Passing Yards Per Game	184.5	11	24	Pittsburgh	104.7

## 1974 KEY AWARDS

**Pro Bowl (2):** RB Otis Armstrong, TE Riley Odoms. **All-Pro (2):** RB Otis Armstrong, TE Riley Odoms.

## 1974 NFL STANDINGS

### AFC EAST

Team	W	L	T	Pct	PF	PA
y-Miami	11	3	0	.786	327	216
x-Buffalo	9	5	0	.643	264	244
New England	7	7	0	.500	348	289
New York Jets	7	7	0	.500	279	300
Baltimore	2	12	0	.143	190	329

### AFC CENTRAL

Team	W	L	T	Pct	PF	PA
y-Pittsburgh	10	3	1	.750	305	189
Houston	7	7	0	.500	236	282
Cincinnati	7	7	0	.500	283	259
Cleveland	4	10	0	.286	251	344

### AFC WEST

Team	W	L	T	Pct	PF	PA
y-Oakland	12	2	0	.857	355	228
<b>Denver</b>	<b>7</b>	<b>6</b>	<b>1</b>	<b>.563</b>	<b>302</b>	<b>294</b>
Kansas City	5	9	0	.357	233	293
San Diego	5	9	0	.357	212	285

### NFC EAST

Team	W	L	T	Pct	PF	PA
y-St. Louis	10	4	0	.714	285	218
x-Washington	10	4	0	.714	320	196
Dallas	8	6	0	.571	297	235
Philadelphia	7	7	0	.500	242	217
New York Giants	2	12	0	.143	195	299

### NFC CENTRAL

Team	W	L	T	Pct	PF	PA
y-Minnesota	10	4	0	.714	310	195
Detroit	7	7	0	.500	256	270
Green Bay	6	8	0	.429	210	206
Chicago	4	10	0	.286	152	279

### NFC WEST

Team	W	L	T	Pct	PF	PA
y-Los Angeles	10	4	0	.714	263	181
San Francisco	6	8	0	.429	226	236
New Orleans	5	9	0	.357	166	263
Atlanta	3	11	0	.214	111	271

x - Wild Card Qualifier; y - Division Title

## DIVISIONAL PLAYOFF GAMES

12/21 - at Oakland 28, Miami 26

12/21 - at Minnesota 30, St. Louis 14

12/22 - at Pittsburgh 32, Buffalo 14

12/22 - at Los Angeles 19, Washington 10

## CONFERENCE CHAMPIONSHIPS

12/29 - Pittsburgh 24, at Oakland 13

12/29 - at Minnesota 14, Los Angeles 10

## SUPER BOWL IX (NEW ORLEANS)

1/12 - Pittsburgh 16, Minnesota 6

# 1973 FINAL STATISTICS (7-5-2)

Head Coach: John Ralston    AFC West: 3rd    Home Stadium: Mile High Stadium

Date	W-L	Score	Opponent	Attendance	RUSHING	No.	Yds.	Avg.	Long	TD
Sept 16	W	28-10	Cincinnati	49,059	Little	256	979	3.8	47	12
Sept 23	L	34-36	San Francisco	51,706	Dawkins	160	706	4.4	72t	2
Sept 30	L	14-33	Chicago	51,159	Armstrong	26	90	3.5	24	0
Oct 7	L	14-16	at Kansas City	71,414	Anderson	19	61	3.2	11	1
Oct 14	W	48-20	at Houston	32,801	Odoms	5	53	10.6	21	0
Oct 22	T	23-23	Oakland	51,270	Ross	5	21	4.2	8	0
Oct 28	W	40-28	at New York	55,108	Van Heusen	4	34	8.5	32	0
Nov 4	T	17-17	at St. Louis	46,565	Moses	3	25	8.3	22t	1
Nov 11	W	30-19	San Diego	51,034	Johnson	7	-2	-0.3	0	0
Nov 18	W	23-13	at Pittsburgh	48,580	Simmons	1	-4	-4.0	-4	0
Nov 25	W	14-10	Kansas City	51,331	Masters	1	-9	-9.0	-9	0
Dec 2	L	10-22	Dallas	51,508	<b>BRONCOS</b>	<b>487</b>	<b>1954</b>	<b>4.0</b>	<b>72t</b>	<b>16</b>
Dec 9	W	42-28	at San Diego	44,954	<b>OPPONENTS</b>	<b>455</b>	<b>1795</b>	<b>4.0</b>	<b>30</b>	<b>14</b>
Dec 16	L	17-21	at Oakland	51,910						

TEAM STATISTICS				Den	Opp
TOTAL FIRST DOWNS				253	239
Rushing				111	97
Passing				127	121
Penalty				15	21
3RD DOWN: MADE/ATT				79/203	77/203
3rd Down Pct.				38.9	37.9
TOTAL NET YARDS				4473	4235
Avg. Per Game				319.5	302.5
Total Plays				893	872
Avg. Per Play				5.0	4.9
NET YARDS RUSHING				1954	1795
Avg. Per Game				139.6	128.2
Total Rushes				487	455
Avg. Per Rush				4.0	4.0
NET YARDS PASSING				2519	2440
Avg. Per Game				179.9	174.3
Sacked/Yards Lost				27/187	36/326
Gross Yards				2706	2766
Att./Completions				378/196	417/202
Completion Pct.				51.9	48.4
Had Intercepted				20	14
PUNTS/AVERAGE				69/45.1	69/43.3
PUNT RETURNS/AVG				40/10.1	31/8.3
KICKOFF RETURNS/AVG				36/22.0	61/20.4
MISC. RETURNS/AVG				4/25	6/57
INTERCEPTIONS/RET.				14/15.7	20/16.6
PENALTIES/YARDS				83/745	84/837
FUMBLES/BALL LOST				21/9	26/15
TOTAL POINTS				354	296
Avg. Points per Game				25.2	21.1
Touchdowns				41	31
By Rushing				16	14
By Passing				22	15
By Returns				3	2
Field Goals				22/33	28/35
Conversions				40/41	30/31

RECEIVING				No.	Yds.	Avg.	Long	TD
Odoms				43	629	14.6	47t	7
Little				41	423	10.3	50t	1
Dawkins				30	329	11.0	42	0
Moses				28	518	18.5	76t	8
Anderson				15	153	10.2	29	0
Simmons				13	249	19.2	53	1
Washington				10	150	15.0	28	3
Van Heusen				8	149	18.6	62t	1
Masters				5	65	13.0	28	0
Armstrong				2	43	21.5	36t	1
L. Jackson				1	-2	-2.0	-2	0
<b>BRONCOS</b>				<b>196</b>	<b>2706</b>	<b>13.8</b>	<b>76t</b>	<b>22</b>
<b>OPPONENTS</b>				<b>202</b>	<b>2766</b>	<b>13.7</b>	<b>80</b>	<b>15</b>

INTERCEPTIONS				No.	Yds.	Avg.	Long	TD
Jones				4	69	17.3	31	0
Thompson				3	96	32.0	59	1
Mitchell				2	43	21.5	40	1
Laskey				2	3	1.5	3	0
Forsberg				1	7	7.0	7	0
May				1	1	1.0	1	0
Greer				1	1	1.0	1	0
<b>BRONCOS</b>				<b>14</b>	<b>220</b>	<b>15.7</b>	<b>59</b>	<b>2</b>
<b>OPPONENTS</b>				<b>20</b>	<b>331</b>	<b>16.6</b>	<b>80</b>	<b>1</b>

PUNTING				No.	Yds.	Avg.	Long	B
Van Heusen				69	3114	45.1	78	0
<b>OPPONENTS</b>				<b>69</b>	<b>2988</b>	<b>43.3</b>	<b>68</b>	<b>1</b>

PUNT RETURNS				No.	FC	Yds.	Avg.	Long	TD
Thompson				30	6	366	12.2	53	0
Tyler				4	0	20	5.0	6	0
Greer				3	3	11	3.7	11	0
Little				1	0	7	7.0	7	0
Mitchell				1	0	0	0.0	0	0
Criter				1	0	0	0.0	0	0
<b>BRONCOS</b>				<b>40</b>	<b>9</b>	<b>404</b>	<b>10.1</b>	<b>53</b>	<b>0</b>
<b>OPPONENTS</b>				<b>31</b>	<b>12</b>	<b>257</b>	<b>8.3</b>	<b>44</b>	<b>0</b>

KICKOFF RETURNS				No.	Yds.	Avg.	Long	TD
Armstrong				20	472	23.6	50	0
Dawkins				10	222	22.2	31	0
Thompson				1	25	25.0	25	0
Tyler				1	23	23.0	23	0
R. Montgomery				1	22	22.0	22	0
Lynch				1	14	14.0	14	0
Forsberg				1	12	12.0	12	0
Simone				1	3	3.0	3	0
<b>BRONCOS</b>				<b>36</b>	<b>793</b>	<b>22.0</b>	<b>50</b>	<b>0</b>
<b>OPPONENTS</b>				<b>61</b>	<b>1244</b>	<b>20.4</b>	<b>82</b>	<b>1</b>

FIELD GOAL BREAKDOWN				Distance	1-19	20-29	30-39	40-49	50+
Turner					5/5	5/5	8/9	3/9	1/5
<b>OPPONENTS</b>					<b>8/8</b>	<b>6/8</b>	<b>6/7</b>	<b>8/10</b>	<b>0/2</b>

TURNER: ( )				(34G,28G) ( ) (49N,51N) (32G,12G) (47N,52N,43G,37G,35G) (21G,47G,19G,33G) (45N,44N,42N,12G) (39G,39N) (32G,52N,11G,46G) (50N) (29G) (40N,25G,35G,15G,29G,) (50G)
-------------	--	--	--	--

SACKS: P. Smith 11, Alzado 9, Chavous 6, Duranko 6, May 3, Forsberg 1, Graham 1, Thompson 1, TOTAL 38.0			
---	--	--	--

PASSING				Att.	Comp.	Yds.	Comp.%	Yd./Att.	Sack/Lost	TD	TD%	Int	Int%	LG	Rtg.
Johnson				346	184	2465	53.2	7.12	26/177	20	5.8	17	4.9	62t	75.3
Ramsey				27	10	194	37.0	7.18	0/0	2	7.4	2	7.4	76t	56.7
Anderson				3	2	47	66.6	15.73	0/0	0	0.0	0	0.0	0	150.0
Van Heusen				1	0	0	0.0	0.00	1/10	0	0.0	0	0.0	0	0.0
Turner				1	0	0	0.0	0.00	0/0	0	0.0	1	100.0	0	0.0
<b>BRONCOS</b>				<b>378</b>	<b>196</b>	<b>2706</b>	<b>51.9</b>	<b>7.16</b>	<b>27/187</b>	<b>22</b>	<b>5.8</b>	<b>20</b>	<b>5.3</b>	<b>76t</b>	<b>72.5</b>
<b>OPPONENTS</b>				<b>417</b>	<b>202</b>	<b>2766</b>	<b>48.4</b>	<b>6.63</b>	<b>36/326</b>	<b>16</b>	<b>3.8</b>	<b>14</b>	<b>3.4</b>	<b>80</b>	<b>68.9</b>

## 1973 DEFENSIVE STATS

(based on unofficial press box statistics)

	TT	UT	A	SACKS	I-YDS	FR
1 Graham	95	72	23	1	0-0	1
2 P. Smith	94	70	24	11	0-0	1
3 Alzado	66	46	20	9	0-0	1
4 Duranko	59	44	15	6	0-0	1
5 May	57	48	9	3	1-1	0
6 Thompson	52	35	17	1	3-96	1
7 Greer	46	38	8	0	1-1	1
8 Chavous	43	28	15	6	0-0	2
9 Jones	41	37	4	0	4-69	1
10 Laskey	37	25	12	0	2-3	1
11 Simone	34	28	6	0	0-0	1
12 Jackson	31	26	5	0	0-0	0
13 Tyler	30	26	4	0	0-0	2
14 Mitchell	28	28	0	0	2-43	0
15 Criter	15	10	5	0	0-0	1
16 Montgomery	13	10	3	0	0-0	0
17 O'Malley	10	7	3	0	0-0	1
18 Grant	9	7	2	0	0-0	1
19 Forsberg	8	7	1	1	1-7	0
20 Hackbert	7	4	3	0	0-0	0
21 Pitts	6	3	3	0	0-0	0
22 E. Smith	2	2	0	0	0-0	0
<b>TOTALS</b>	<b>783</b>	<b>601</b>	<b>182</b>	<b>38</b>	<b>14-220</b>	<b>16</b>

## 1973 GAMES STARTED

OFFENSE		DEFENSE	
QB Johnson, Charley	14	DE Alzado, Lyle	14
RB Armstrong, Otis	1	DE Chavous, Barney	14
RB Dawkins, Joe	14	DT Duranko, Pete	14
RB Little, Floyd	13	DT Smith, Paul	14
WR Moses, Haven	14	LB Graham, Tom	14
WR Simmons, Jerry	13	LB Jackson, Tom	4
WR Van Heusen, Bill	1	LB Laskey, Bill	11
TE Odums, Riley	14	LB May, Ray	10
C Maples, Bobby	14	LB Simone, Mike	3
T Current, Mike	14	CB Jones, Calvin	14
T Montgomery, Marv	10	CB Mitchell, Leroy	12
G Jackson, Larron	12	CB Montgomery, Randy	2
G Lyons, Tom	14	S Greer, Charles	10
G Schnitker, Mike	6	S Hackbart, Dale	2
		S Thompson, Billy	14
		S Tyler, Maurice	2

## 1973 COACHES

**John Ralston** (Head Coach), **Max Coley** (Offensive Coordinator/Backfield), **Joe Collier** (Defensive Coordinator/Defensive Backs), **Dick Coury** (Wide Receivers), **Jerry Frei** (Offensive Line), **Bob Gambold** (Linebackers), **Myrel Moore** (Special Teams), **Doc Ulrich** (Defensive Line).

## 1973 LEADERS / RANKINGS

INDIVIDUAL	PLAYER	NO.	AFC RANK	NFL RANK	NFL LEADER	NO.
Points	Turner	106	3	5t	Ray (LA)	130
Rushing Yards	Little	979	5	9	Simpson (BUF)	2,003
Passing Yards	Johnson	2,465	2	3	Gabriel (PHI)	3,219
Passer Rating	Johnson	75.3	4	11	Staubach (DAL)	94.6
Receiving Yards	Odums	629	7	14	Carmichael (PHI)	1,116
Receptions	Odums	43	10t	15t	Carmichael (PHI)	67
Interceptions	Jones	4	9t	22t	Anderson (MIA)/Wagner (PIT)	8
OFFENSE		NO.	AFC RANK	NFL RANK	NFL LEADER	NO.
Points Per Game		25.3	1	3	Los Angeles	27.7
Total Yards Per Game		319.5	3	6	Los Angeles	350.4
Yards Per Play		5.0	4	7	Miami	5.3
Rushing Yards Per Game		139.6	8	14	Buffalo	220.6
Net Passing Yards Per Game		179.9	1	3	Philadelphia	231.1
DEFENSE		NO.	AFC RANK	NFL RANK	NFL LEADER	NO.
Points Per Game		21.1	8	15	Miami	10.7
Total Yards Per Game		302.5	10	19	Los Angeles	210.8
Yards Per Play		4.9	8t	17t	Miami	3.7
Rushing Yards Per Game		128.2	3	6	Los Angeles	90.7
Net Passing Yards Per Game		174.3	13	24	Miami	92.1

## 1973 KEY AWARDS

**Pro Bowl** (4): RB Floyd Little, WR Haven Moses, TE Riley Odums, DT Paul Smith. **All-Pro** (2): TE Riley Odums, DT Paul Smith. **NFLPA Rookie of the Year**: DE Barney Chavous. **AP AFC Coach of the Year**: John Ralston.

## 1973 NFL STANDINGS

### AFC EAST

Team	W	L	T	Pct	PF	PA
y-Miami	12	2	0	.857	343	150
Buffalo	9	5	0	.643	259	230
New England	5	9	0	.357	258	300
New York Jets	4	10	0	.286	240	306
Baltimore	4	10	0	.286	226	341

### AFC CENTRAL

Team	W	L	T	Pct	PF	PA
y-Cincinnati	10	4	0	.714	286	231
x-Pittsburgh	10	4	0	.714	347	210
Cleveland	7	5	2	.571	234	255
Houston	1	13	0	.071	199	447

### AFC WEST

Team	W	L	T	Pct	PF	PA
y-Oakland	9	4	1	.679	292	175
Kansas City	7	5	2	.571	231	192
<b>Denver</b>	<b>7</b>	<b>5</b>	<b>2</b>	<b>.571</b>	<b>354</b>	<b>296</b>
San Diego	2	11	1	.179	188	386

### NFC EAST

Team	W	L	T	Pct	PF	PA
y-Dallas	10	4	0	.714	382	203
x-Washington	10	4	0	.714	325	198
Philadelphia	5	8	1	.393	310	393
St. Louis	4	9	1	.321	286	365
New York Giants	2	11	1	.179	226	362

### NFC CENTRAL

Team	W	L	T	Pct	PF	PA
y-Minnesota	12	2	0	.857	296	168
Detroit	6	7	1	.464	271	247
Green Bay	5	7	2	.429	202	259
Chicago	3	11	0	.214	195	334

### NFC WEST

Team	W	L	T	Pct	PF	PA
y-Los Angeles	12	2	0	.857	388	178
Atlanta	9	5	0	.643	318	224
San Francisco	5	9	0	.357	262	319
New Orleans	5	9	0	.357	163	312

x - Wild Card Qualifier; y - Division Title

## DIVISIONAL PLAYOFF GAMES

- 12/22 - at Oakland 33, Pittsburgh 14
- 12/22 - at Minnesota 27, Washington 20
- 12/23 - at Miami 34, Cincinnati 16
- 12/23 - at Dallas 27, Los Angeles 16

## CONFERENCE CHAMPIONSHIPS

- 12/30 - at Miami 27, Oakland 10
- 12/30 - Minnesota 27, at Dallas 10

## SUPER BOWL VIII (HOUSTON)

- 1/13 - Miami 24, Minnesota 7

# 1972 FINAL STATISTICS (5-9)

Head Coach: John Ralston    AFC West: 3rd    Home Stadium: Mile High Stadium

Date	W-L	Score	Opponent	Attendance	RUSHING	No.	Yds.	Avg.	Long	TD
Sept 17	W	30-17	Houston	51,656	Little	216	859	4.0	55t	9
Sept 24	L	14-37	at San Diego	49,048	Anderson	72	319	4.4	40	1
Oct 1	L	24-45	Kansas City	51,656	Dawkins	56	243	4.4	19	2
Oct 8	L	10-21	at Cincinnati	55,812	Lynch	34	164	4.8	28	2
Oct 15	L	20-23	Minnesota	51,656	Van Heusen	3	76	25.3	66t	1
Oct 22	W	30-23	at Oakland	53,551	Odoms	5	72	14.4	27	0
Oct 29	L	20-27	Cleveland	51,656	Krieg	1	63	63.0	63	0
Nov 5	L	17-29	at New York Giants	62,689	Ramsey	5	15	3.0	8t	2
Nov 12	W	16-10	at Los Angeles	65,398	Moses	2	11	5.5	14	0
Nov 19	L	20-37	Oakland	51,656	Harrison	1	9	9.0	9	0
Nov 26	L	20-23	at Atlanta	58,850	OTHERS	14	7	0.5	0	0
Dec 3	L	21-24	at Kansas City	66,725	<b>BRONCOS</b>	<b>409</b>	<b>1838</b>	<b>4.5</b>	<b>66t</b>	<b>17</b>
Dec 10	W	38-13	San Diego	51,478	<b>OPPONENTS</b>	<b>439</b>	<b>1668</b>	<b>3.8</b>	<b>51</b>	<b>15</b>
Dec 17	W	45-21	New England	51,656						

TEAM STATISTICS				Den	Opp
TOTAL FIRST DOWNS				237	251
Rushing				87	102
Passing				132	123
Penalty				18	26
3RD DOWN: MADE/ATT				75/177	74/190
3rd Down Pct.				42.4	38.9
TOTAL NET YARDS				4472	3851
Avg. Per Game				319.4	275.1
Total Plays				831	876
Avg. Per Play				5.4	4.4
NET YARDS RUSHING				1838	1668
Avg. Per Game				131.3	119.1
Total Rushes				409	439
Avg. Per Rush				4.5	3.8
NET YARDS PASSING				2634	2183
Avg. Per Game				188.1	155.9
Sacked/Yards Lost				38/266	41/357
Gross Yards				2900	2540
Att./Completions				384/201	397/206
Completion Pct.				52.3	51.9
Had Intercepted				23	10
PUNTS/AVERAGE				60/40.1	66/45.2
PUNT RETURNS/AVG				28/11.1	28/8.9
KICKOFF RETURNS/AVG				55/22.8	54/23.1
MISC. RETURNS/AVG				18/30	15/81
INTERCEPTIONS/RET.				10/10.9	23/19.2
PENALTIES/YARDS				89/827	83/784
FUMBLES/BALL LOST				25/11	27/12
TOTAL POINTS				325	350
Avg. Points per Game				23.2	25.0
Touchdowns				38	41
By Rushing				17	15
By Passing				19	19
By Returns				2	7
Field Goals				20/29	21/33
Conversions				37	39

SCORE BY PERIODS						OT	Total
	1	2	3	4			
<b>BRONCOS</b>	85	92	54	94	—	—	325
<b>OPPONENTS</b>	35	120	81	114	—	—	350

SCORING	TD	Ru	Pa	Rt	PAT	FG	S	PTS
Turner	0	0	0	0	37/37	20/29	0	97
Little	13	9	4	0	0/0	0/0	0	78
Moses	5	0	5	0	0/0	0/0	0	30
Masters	3	0	3	0	0/0	0/0	0	18
Sherman	3	0	3	0	0/0	0/0	0	18
Anderson	2	1	1	0	0/0	0/0	0	12
Ramsey	2	2	0	0	0/0	0/0	0	12
Simmons	2	0	2	0	0/0	0/0	0	12
Dawkins	2	2	0	0	0/0	0/0	0	12
Lynch	2	2	0	0	0/0	0/0	0	12
Van Heusen	1	1	0	0	0/0	0/0	0	6
Montgomery	1	0	0	1	0/0	0/0	0	6
Odoms	1	0	1	0	0/0	0/0	0	6
Greer	1	0	0	1	0/0	0/0	0	6
<b>BRONCOS</b>	<b>38</b>	<b>17</b>	<b>19</b>	<b>2</b>	<b>37/37</b>	<b>20/29</b>	<b>0</b>	<b>325</b>
<b>OPPONENTS</b>	<b>41</b>	<b>15</b>	<b>19</b>	<b>7</b>	<b>39/39</b>	<b>21/33</b>	<b>1</b>	<b>350</b>

RECEIVING	No.	Yds.	Avg.	Long	TD
Sherman	38	661	17.4	55	3
Little	28	366	13.1	40	4
Masters	25	393	15.7	27	3
Anderson	23	216	9.3	40	1
Odoms	21	320	15.2	48	1
Dawkins	18	242	13.4	60	0
Simmons	17	235	13.8	35t	2
Moses	15	224	15.0	33	5
Lynch	7	75	10.7	17	0
Krieg	4	99	24.8	37	0
Van Heusen	4	59	14.8	25	0
C. Turner	1	10	10.0	10	0
<b>BRONCOS</b>	<b>201</b>	<b>2900</b>	<b>14.9</b>	<b>60</b>	<b>19</b>
<b>OPPONENTS</b>	<b>206</b>	<b>2540</b>	<b>12.3</b>	<b>57t</b>	<b>19</b>

INTERCEPTIONS	No.	Yds.	Avg.	Long	TD
Mitchell	3	27	9.0	27	0
Greer	2	18	9.0	17	0
Graham	2	10	5.0	7	0
Preece	1	30	30.0	30	0
R. Montgomery	1	20	20.0	20	0
Thompson	1	4	4.0	4	0
<b>BRONCOS</b>	<b>10</b>	<b>109</b>	<b>10.9</b>	<b>30</b>	<b>0</b>
<b>OPPONENTS</b>	<b>23</b>	<b>441</b>	<b>19.2</b>	<b>61t</b>	<b>6</b>

PUNTING	No.	Yds.	Avg.	Long	B
Van Heusen	60	2408	40.1	60	1
<b>OPPONENTS</b>	<b>66</b>	<b>2980</b>	<b>45.2</b>	<b>69</b>	<b>0</b>

PUNT RETURNS	No.	FC	Yds.	Avg.	Long	TD
Thompson	3	1	84	28.0	59	0
Greer	3	0	66	22.0	65t	1
Sherman	10	5	89	8.9	18	0
Little	8	2	64	8.0	29	0
OTHERS	4	0	7	1.8	5	0
<b>BRONCOS</b>	<b>28</b>	<b>8</b>	<b>310</b>	<b>11.1</b>	<b>65t</b>	<b>1</b>
<b>OPPONENTS</b>	<b>28</b>	<b>19</b>	<b>249</b>	<b>8.9</b>	<b>66t</b>	<b>1</b>

KICKOFF RETURNS	No.	Yds.	Avg.	Long	TD
R. Montgomery	29	756	26.1	94t	1
C. Turner	1	25	25.0	25	0
Dawkins	15	357	23.8	28	0
Krieg	1	18	18.0	18	0
Little	3	48	16.0	22	0
Lynch	3	45	15.0	17	0
Anderson	1	13	13.0	13	0
OTHERS	2	-6	-3.0	-6	0
<b>BRONCOS</b>	<b>55</b>	<b>1256</b>	<b>22.8</b>	<b>94t</b>	<b>1</b>
<b>OPPONENTS</b>	<b>54</b>	<b>1246</b>	<b>23.1</b>	<b>43</b>	<b>0</b>

FIELD GOAL BREAKDOWN					
Distance	1-19	20-29	30-39	40-49	50+
Turner	6/6	2/3	6/8	6/11	0/1
<b>OPPONENTS</b>	<b>4/4</b>	<b>5/5</b>	<b>4/7</b>	<b>7/14</b>	<b>1/3</b>

**TURNER:** (15G,29G,40G) (1) (16G) (38G,47N) (37N, 30N) (40N, 44G,8G,27G) (32G,27N,43G) (40G) (46N,38G,12G,36G) (49G,45G,41N) (13G,38G, 49N) (51N) (12G) (35G)

**SACKS:** Alzado 10.5, P. Smith 10.5, Duranko 4.5, Graham 3, McKoy 3, Myrtle 2.5, R. Jackson 2, Forsberg 1, Hoffman 1, Geddes 1, Domes 1, Team 1, **TOTAL 41.0**

PASSING	Att.	Comp.	Yds.	Comp.%	Yd./Att.	Sack/Lost	TD	TD%	Int	Int%	LG	Rtg.
Johnson	238	132	1783	55.5	7.49	12/82	14	5.9	14	5.9	60	74.6
Ramsey	137	65	1050	47.4	7.66	26/184	3	2.2	9	6.6	55	53.5
Little	2	2	43	100.0	21.50	0/0	1	50.0	0	0.0	35t	158.3
Anderson	3	1	14	33.3	4.67	0/0	1	3.3	0	0.0	14t	88.9
Ernst	4	1	10	25.0	2.50	0/0	0	0.0	0	0.0	10	39.6
<b>BRONCOS</b>	<b>384</b>	<b>201</b>	<b>2900</b>	<b>52.3</b>	<b>7.55</b>	<b>38/266</b>	<b>19</b>	<b>4.9</b>	<b>23</b>	<b>6.0</b>	<b>60</b>	<b>68.7</b>
<b>OPPONENTS</b>	<b>397</b>	<b>206</b>	<b>2540</b>	<b>51.9</b>	<b>6.40</b>	<b>41/357</b>	<b>19</b>	<b>4.8</b>	<b>10</b>	<b>2.5</b>	<b>57t</b>	<b>77.4</b>



## 1972 DEFENSIVE STATS

(based on unofficial press box statistics)

	TT	UT	A	SACKS	I-YDS	FR
1 Graham	73	55	18	3	2-10	1
2 Alzado	72	54	18	10.5	0-0	5
3 P. Smith	70	53	17	10.5	0-0	0
4 Greer	56	44	12	0	2-18	1
5 Preece	47	37	10	0	1-30	2
6 Mitchell	46	40	6	0	3-27	0
7 Duranko	43	32	11	4.5	0-0	0
8 Myrtle	40	32	8	2.5	0-0	0
9 Geddes	39	32	7	1	0-0	0
10 Voss	36	26	10	0	0-0	0
11 Forsberg	35	22	13	1	0-0	1
12 McKoy	31	27	4	3	0-0	0
Montgomery	31	26	5	0	1-20	1
14 Thompson	27	24	3	0	1-4	0
15 Simone	18	13	5	0	0-0	1
16 Saines	17	11	6	0	0-0	0
17 Domres	11	10	1	1	0-0	0
18 R. Jackson	10	8	2	2	0-0	0
19 Parish	8	6	2	0	0-0	0
20 Crier	6	5	1	0	0-0	0
21 Hoffman	3	1	2	1	0-0	0
22 West	1	1	0	0	0-0	0
23 Team	0	0	0	1	0-0	0
<b>TOTALS</b>	<b>720</b>	<b>559</b>	<b>161</b>	<b>41</b>	<b>10-109</b>	<b>12</b>

## 1972 GAMES STARTED

OFFENSE	DEFENSE
OB Johnson, Charley	9 DE Alzado, Lyle
OB Ramsey, Steve	5 DE Domres, Tom
RB Anderson, Bobby	9 DE Hoffman, John
RB Dawkins, Joe	5 DE Jackson, Rich
RB Little, Floyd	14 DE Voss, Lloyd
WR Harrison, Dwight	1 DT Duranko, Pete
WR Moses, Haven	6 DT Smith, Paul
WR Sherman, Rod	13 LB Forsberg, Fred
WR Simmons, Jerry	8 LB Geddes, Bob
TE Masters, Billy	14 LB Graham, Tom
C Goeddeke, George	1 LB McKoy, Bill
C Kaminski, Larry	9 LB Myrtle, Chip
C Mapples, Bobby	4 LB Parish, Don
T Current, Mike	14 CB Mitchell, Leroy
T Montgomery, Marv	14 CB Montgomery, Randy
G Jackson, Laron	14 S Greer, Charles
G Lyons, Tommy	9 S Preece, Steve
G Schnitker, Mike	5 S Saines, George
	S/CB Thompson, Billy

## 1972 COACHES

**John Ralston** (Head Coach), **Max Coley** (Offensive Coordinator/Backfield), **Joe Collier** (Defensive Coordinator/Defensive Backs), **Dick Coury** (Wide Receivers), **Jerry Frei** (Offensive Line), **Bob Gambold** (Linebackers), **Myrel Moore** (Special Teams), **Doc Ulrich** (Defensive Line).

## 1972 LEADERS / RANKINGS

INDIVIDUAL	PLAYER	NO.	AFC RANK	NFL RANK	NFL LEADER	NO.
Points	Turner	97	51	91	Marcol (GB)	128
Rushing Yards	Little	859	8	14	Simpson (BUF)	1251
Passing Yards	Johnson	1,783	8	17	Namath (NYJ)	2,816
Passer Rating	Johnson	74.6	3	8	Kilmer (WAS)	84.8
Receiving Yards	Sherman	661	9	16	Jackson (PHI)	1,048
Receptions	Sherman	38	141	251	Jackson (PHI)	62
Interceptions	Mitchell	3	261	451	Bradley (PHI)	9

OFFENSE	NO.	AFC RANK	NFL RANK	NFL LEADER	NO.
Points Per Game	23.2	5	9	Miami	27.5
Total Yards Per Game	319.4	4	5	Miami	369.7
Yards Per Play	5.4	3	2	New York Jets	5.8
Rushing Yards Per Game	131.3	10	18	Miami	211.4
Net Passing Yards Per Game	188.1	2	3	New York Jets	198.4

DEFENSE	NO.	AFC RANK	NFL RANK	NFL LEADER	NO.
Points Per Game	25.0	10	21	Miami	12.2
Total Yards Per Game	275.1	4	9	Miami	235.5
Yards Per Play	4.4	3	5	Pittsburgh	4.2
Rushing Yards Per Game	119.1	2	4	Dallas	108.2
Net Passing Yards Per Game	155.9	8	16	Minnesota	121.4

## 1972 KEY AWARDS

Pro Bowl (1): DT Paul Smith.

## 1972 NFL STANDINGS

## AFC EAST

Team	W	L	T	Pct	PF	PA
y-Miami	14	0	0	1.000	385	171
New York Jets	7	7	0	.500	367	324
Baltimore	5	9	0	.357	235	252
Buffalo	4	9	1	.321	257	377
New England	3	11	0	.214	192	446

## AFC CENTRAL

Team	W	L	T	Pct	PF	PA
y-Pittsburgh	11	3	0	.786	343	175
x-Cleveland	10	4	0	.714	268	249
Cincinnati	8	6	0	.571	299	229
Houston	1	13	0	.071	164	380

## AFC WEST

Team	W	L	T	Pct	PF	PA
y-Oakland	10	3	1	.750	365	248
Kansas City	8	6	0	.571	287	254
<b>Denver</b>	<b>5</b>	<b>9</b>	<b>0</b>	<b>.357</b>	<b>325</b>	<b>350</b>
San Diego	4	9	1	.321	264	344

## NFC EAST

Team	W	L	T	Pct	PF	PA
y-Washington	11	3	0	.786	336	218
x-Dallas	10	4	0	.714	319	240
New York Giants	8	6	0	.571	331	247
St. Louis	4	9	1	.321	193	303
Philadelphia	2	11	1	.179	145	352

## NFC CENTRAL

Team	W	L	T	Pct	PF	PA
y-Green Bay	10	4	0	.714	304	226
Detroit	8	5	1	.607	339	290
Minnesota	7	7	0	.500	301	252
Chicago	4	9	1	.321	225	275

## NFC WEST

Team	W	L	T	Pct	PF	PA
y-San Francisco	8	5	1	.607	353	249
Atlanta	7	7	0	.500	269	274
Los Angeles	6	7	1	.464	291	286
New Orleans	2	11	1	.179	215	361

x - Wild Card Qualifier; y - Division Title

## DIVISIONAL PLAYOFF GAMES

12/23 - at Pittsburgh 13, Oakland 7  
 12/23 - Dallas 30, at San Francisco 28  
 12/24 - at Miami 20, Cleveland 14  
 12/24 - at Washington 16, Green Bay 3

## CONFERENCE CHAMPIONSHIPS

12/31 - Miami 21, at Pittsburgh 17  
 12/31 - at Washington 26, Dallas 3

## SUPER BOWL VII (Los Angeles)

1/14 - Miami 14, Washington 7



# 1971 FINAL STATISTICS (4-9-1)

Head Coach: Lou Saban (9) / Jerry Smith (5) AFC West: 4th Home Stadium: Mile High Stadium

Date	W-L	Score	Opponent	Attendance	RUSHING	No.	Yds.	Avg.	Long	TD
Sept 19	T	10-10	Miami	51,228	Little	284	1133	4.0	40	6
Sept 26	L	13-34	at Green Bay	47,957	Anderson	139	533	3.8	36	3
Oct 3	L	3-16	Kansas City	51,200	Lynch	26	162	6.2	23	0
Oct 10	L	16-27	Oakland	51,200	Masters	7	71	10.1	37	0
Oct 17	W	20-16	San Diego	51,200	Post	18	44	2.4	16	0
Oct 24	W	27-0	at Cleveland	75,674	C. Turner	17	43	2.5	9	0
Oct 31	L	16-17	at Philadelphia	65,358	Harrison	5	36	7.2	16	0
Nov 7	L	20-24	Detroit	51,200	Mosier	4	31	7.8	29	0
Nov 14	L	10-24	Cincinnati	51,200	Horn	6	15	2.5	10	0
Nov 21	L	10-28	at Kansas City	49,945	Van Heusen	1	10	10.0	10	0
Nov 28	W	22-10	at Pittsburgh	39,710	Simmons	1	7	7.0	7	0
Dec 5	W	6-3	Chicago	51,200	Ramsey	3	6	2.0	6	0
Dec 12	L	17-45	at San Diego	44,347	Gehrke	1	2	2.0	2	0
Dec 19	L	13-21	at Oakland	54,651	<b>BRONCOS OPPONENTS</b>	<b>512</b>	<b>2093</b>	<b>4.3</b>	<b>40</b>	<b>9</b>

TEAM STATISTICS	Den	Opp	RECEIVING	No.	Yds.	Avg.	Long	TD
TOTAL FIRST DOWNS	217	206	Anderson	37	353	9.5	31	1
Rushing	102	90	Masters	27	382	14.1	25	1
Passing	105	91	Little	26	255	9.8	74	0
Penalty	10	25	Simmons	25	403	16.1	47	1
TOTAL NET YARDS	4158	3819	Harrison	19	265	13.9	43t	2
Avg. Per Game	297.0	272.9	Gehrke	14	254	18.1	48	0
Total Plays	891	825	Whalen	7	124	17.7	35	0
Avg. Per Play	4.7	4.6	C. Turner	7	65	9.3	17	1
NET YARDS RUSHING	2093	1834	Post	4	46	11.5	15	1
Avg. Per Game	149.5	131.0	Mosier	3	36	12.0	19	0
Total Rushes	512	426	Lynch	2	42	21.0	40t	1
Avg. Per Rush	4.1	4.3	Bowdell	1	19	19.0	19	0
NET YARDS PASSING	2065	1985	Van Heusen	1	10	10.0	10	0
Avg. Per Game	147.5	141.8	Washington	1	0	0.0	0	0
Sacked/Yards Lost	22/178	44/435	Schnitker	1	-11	-11.0	-11	0
Gross Yards	2243	2420	<b>BRONCOS OPPONENTS</b>	<b>175</b>	<b>2243</b>	<b>12.8</b>	<b>74</b>	<b>8</b>
Att./Completions	357/175	356/150		<b>150</b>	<b>2420</b>	<b>16.1</b>	<b>77</b>	<b>18</b>
Completion Pct.	49.0	42.1						
Had Intercepted	27	20	<b>INTERCEPTIONS</b>	<b>No.</b>	<b>Yds.</b>	<b>Avg.</b>	<b>Long</b>	<b>TD</b>
Avg. Gain per Attempt	5.4	5.0	Thompson	5	83	16.6	42	0
Avg. Gain per Completion	12.8	16.1	Forsberg	3	75	25.0	40	1
PUNTS/AVERAGE	76/41.8	67/45.7	Myrtle	3	64	21.3	30	0
Had Blocked	2	0	Greer	3	32	10.7	30	0
PUNT RETURNS	41/320	45/468	Gordon	2	21	10.5	21	0
Avg. Per Return	7.8	10.4	Mitchell	2	0	0.0	0	0
KICKOFF RETURNS	44/960	43/1059	Washington	1	8	8.0	8	0
Avg. Per Return	21.8	24.6	Underwood	1	5	5.0	5	0
INTERCEPTIONS/RET.	20/288	27/432	<b>BRONCOS OPPONENTS</b>	<b>20</b>	<b>288</b>	<b>14.4</b>	<b>42</b>	<b>1</b>
PENALTIES/YARDS	67/781	78/771		<b>27</b>	<b>432</b>	<b>16.0</b>	<b>69</b>	<b>2</b>

Had Intercepted	27	20	INTERCEPTIONS		No.	Yds.	Avg.	Long	TD	
Avg. Gain per Attempt	5.4	5.0	5	83	16.6	42	0			
Avg. Gain per Completion	12.8	16.1	3	75	25.0	40	1			
PUNTS/AVERAGE	76/41.8	67/45.7	3	64	21.3	30	0			
Had Blocked	2	0	3	32	10.7	30	0			
PUNT RETURNS	41/320	45/468	2	21	10.5	21	0			
Avg. Per Return	7.8	10.4	2	0	0.0	0	0			
KICKOFF RETURNS	44/960	43/1059	1	8	8.0	8	0			
Avg. Per Return	21.8	24.6	1	5	5.0	5	0			
INTERCEPTIONS/RET.	20/288	27/432	20	288	14.4	42	1			
PENALTIES/YARDS	67/781	78/771	27	432	16.0	69	2			
FUMBLES/BALL LOST	25/12	36/20	BRONCOS OPPONENTS							
TOUCHDOWNS	18	32	PUNTING		No.	Yds.	Avg.	Long	B	
Rushing	9	11	76	3176	41.8	62	2			
Passing	8	18	67	3061	45.7	73	0			
Others (see individuals)	1	3	OPONENTS							
POINTS AFTER TOUCHDOWN	18	32	PUNT RETURNS		No.	FC	Yds.	Avg.	Long	TD
FIELD GOALS	25/38	17/34	29	4	274	9.4	28	0		
			11	0	46	4.2	14	0		
			0	1	0	0.0	0	0		
			41	4	320	7.8	28	0		
			45	14	468	10.4	74	0		

SCORE BY PERIODS	1	2	3	4	OT	Total	KICKOFF RETURNS	No.	Yds.	Avg.	Long	TD
BRONCOS	39	62	32	70	—	203	Little	7	199	28.3	48	0
OPONENTS	54	74	86	61	—	275	Anderson	8	187	23.4	33	0
							Post	5	116	23.2	37	0
							Thompson	5	105	21.0	24	0
							C. Turner	5	100	20.0	41	0
							R. Montgomery	4	80	20.0	34	0
							Lynch	0	19	19.0	19	0
							Forsberg	1	19	19.0	19	0
							Dawkins	2	34	17.0	17	0
							Crier	5	81	16.2	28	0
							Bachman	2	20	10.0	13	0
							<b>BRONCOS</b>	<b>44</b>	<b>960</b>	<b>21.8</b>	<b>48</b>	<b>0</b>
							<b>OPONENTS</b>	<b>43</b>	<b>1059</b>	<b>24.6</b>	<b>51</b>	<b>0</b>

SACKS: P. Smith 12, Alzado 8, Costa 6, Forsberg 4, R. Jackson 3.5, Campbell 2.5, Domres 2, Underwood 2, Inman 2, Myrtle 1, Washington 1, TOTAL 44.0

PASSING	Att.	Comp.	Yds.	Comp.%	Yd./Att.	Sack/Lost	TD	TD%	Int	Int%	LG	Rtg.
Ramsey	178	84	1120	47.2	6.29	13/105	5	2.8	13	7.3	47	46.6
Horn	173	89	1056	51.4	6.10	8/67	3	1.7	14	8.1	74	42.4
Anderson	3	1	48	33.3	16.00	1/6	0	0.0	0	0.0	48	81.9
Gehrke	2	1	19	50.0	9.50	0/0	0	0.0	0	0.0	19	83.3
Little	1	0	0	0.0	0.00	0/0	0	0.0	0	0.0	—	39.6
Van Heusen	1	0	0	0.0	0.00	0/0	0	0.0	0	0.0	—	39.6
<b>BRONCOS</b>	<b>358</b>	<b>175</b>	<b>2243</b>	<b>48.9</b>	<b>6.27</b>	<b>22/178</b>	<b>8</b>	<b>2.2</b>	<b>27</b>	<b>7.5</b>	<b>74</b>	<b>44.9</b>
<b>OPONENTS</b>	<b>356</b>	<b>150</b>	<b>2420</b>	<b>42.1</b>	<b>6.80</b>	<b>44/435</b>	<b>18</b>	<b>5.1</b>	<b>20</b>	<b>5.6</b>	<b>77</b>	<b>59.0</b>



## 1971 DEFENSIVE STATS

(based on unofficial press box statistics)

	TT	UT	A	SACKS	I-YDS	FR
1 Forsberg	73	54	19	4	3-75	0
2 Saimes	56	46	10	0	0-0	1
3 Alzado	55	42	13	8	0-0	0
4 P. Smith	52	34	18	12	0-0	1
5 Myrtl	40	30	10	1	3-64	4
6 Thompson	38	31	7	0	5-83	1
Costa	38	25	13	6	0-0	3
8 Greer	37	28	9	0	3-32	0
9 Washington	35	29	6	1	1-8	1
10 Underwood	32	25	7	2	1-5	0
11 Mitchell	27	25	2	0	2-0	1
12 Jackson	22	14	8	3.5	0-0	1
13 Domres	19	12	7	2	0-0	0
14 Inman	15	10	5	2	0-0	1
15 Campbell	14	10	4	2.5	0-0	0
16 McKoy	8	7	1	0	0-0	0
Montgomery	8	6	2	0	0-0	0
18 Gordon	7	7	0	0	2-21	0
19 Criter	3	2	1	0	0-0	0
Byrd	3	1	2	0	0-0	0
21 Barnes	1	1	0	0	0-0	0
<b>TOTALS</b>	<b>583</b>	<b>439</b>	<b>144</b>	<b>44</b>	<b>20-288</b>	<b>14</b>

## 1971 GAMES STARTED

OFFENSE	DEFENSE
QB Horn, Don	9 DE Alzado, Lyle
QB Ramsey, Steve	5 DE Campbell, Carter
RB Anderson, Bobby	13 DE Jackson, Rich
RB Little, Floyd	13 DT Costa, Dave
RB Lynch, Fran	1 DT Domres, Tom
RB Post, Dickie	1 DT Inman, Jerry
WR Gehrke, Jack	10 DT Smith, Paul
WR Harrison, Dwight	5 LB Forsberg, Fred
WR Mosier, John	1 LB Myrtle, Chip
WR Simmons, Jerry	12 LB Underwood, Olen
TE Masters, Billy	12 LB Washington, Dave
TE Whalen, Jim	2 CB Mitchell, Leroy
C/G Goeddeke, George	12 CB Thompson, Billy
C Kaminski, Larry	3 S Greer, Charles
T Current, Mike	14 S Saimes, George
T Shoals, Roger	14
G Brunelli, Sam	4
G Jackson, Larron	9
G Lyons, Tommy	1
G Schnitker, Mike	13

## 1971 COACHES

**Lou Saban** (Head Coach - First 9 Gms.), **Joe Collier** (Defensive Secondary), **Whitey Dovel** (Special Teams/Tight Ends), **Hunter Enis** (Offensive Backfield), **Stan Jones** (Defensive Line), **Jerry Smith** (Offensive Line / Head Coach - Final 5 Gms.).

## 1971 LEADERS / RANKINGS

INDIVIDUAL	PLAYER	NO.	AFC RANK	NFL RANK	NFL LEADER	NO.
Points	Turner	93	4	7	Yepremian (MIA)	117
Rushing Yards	Little	1,133	1	1	Little (DEN)	1,133
Passing Yards	Ramsey	1,120	12	26	Hadi (SD)	3,075
Passer Rating	Ramsey	46.6	9	19	Staubach (DAL)	104.8
Receiving Yards	Simmons	403	26	53	Taylor (KC)	1,110
Receptions	Anderson	37	17	29t	Bieleitnikoff (OAK)	61
Interceptions	Thompson	5	8t	19t	Bradley (PHI)	11
OFFENSE	NO.	AFC RANK	NFL RANK	NFL LEADER	NO.	
Points Per Game	14.5	12	24	Dallas	29.0	
Total Yards Per Game	297.0	6	11	Dallas	359.6	
Yards Per Play	4.7	6	9t	Three Teams	5.5	
Rushing Yards Per Game	149.5	5	10	Miami	173.5	
Net Passing Yards Per Game	147.5	8	17	San Diego	223.9	
DEFENSE	NO.	AFC RANK	NFL RANK	NFL LEADER	NO.	
Points Per Game	19.6	6	12	Minnesota	9.9	
Total Yards Per Game	272.9	5	10	Baltimore	203.7	
Yards Per Play	4.6	3t	6t	Baltimore	3.8	
Rushing Yards Per Game	131.0	8	14	Baltimore	79.5	
Net Passing Yards Per Game	141.8	3	5	Atlanta	117.0	

## 1971 KEY AWARDS

**Pro Bowl (2):** DE Rich Jackson, RB Floyd Little. **All-Pro (1):** RB Floyd Little.

## 1971 NFL STANDINGS

## AFC EAST

Team	W	L	T	Pct	PF	PA
y-Miami	10	3	1	.769	315	174
x-Baltimore	10	4	0	.714	313	140
New England	6	8	0	.429	238	325
New York Jets	6	8	0	.429	212	299
Buffalo	1	13	0	.071	184	394

## AFC CENTRAL

Team	W	L	T	Pct	PF	PA
y-Cleveland	9	5	0	.643	285	273
Pittsburgh	6	8	0	.429	246	292
Houston	4	9	1	.308	251	330
Cincinnati	4	10	0	.286	284	265

## AFC WEST

Team	W	L	T	Pct	PF	PA
y-Kansas City	10	3	1	.769	302	208
Oakland	8	4	2	.667	344	278
San Diego	6	8	0	.429	311	341
Denver	4	9	1	.308	203	275

## NFC EAST

Team	W	L	T	Pct	PF	PA
y-Dallas	11	3	0	.786	406	222
x-Washington	9	4	1	.692	276	190
Philadelphia	6	7	1	.462	221	302
St. Louis	4	9	1	.308	231	279
New York Giants	4	10	0	.286	228	362

## NFC CENTRAL

Team	W	L	T	Pct	PF	PA
y-Minnesota	11	3	0	.786	245	139
Detroit	7	6	1	.538	341	286
Chicago	6	8	0	.429	185	276
Green Bay	4	8	2	.333	274	298

## NFC WEST

Team	W	L	T	Pct	PF	PA
y-San Francisco	9	5	0	.643	300	216
Los Angeles	8	5	1	.615	313	260
Atlanta	7	6	1	.538	274	277
New Orleans	4	8	2	.333	266	347

x - Wild Card Qualifier; y - Division Title  
(NOTE - in 1971 tie games were not included in winning percentage)

## DIVISIONAL PLAYOFF GAMES

12/25 - Miami 27, at Kansas City 24 (OT)  
12/25 - Dallas 20, at Minnesota 12  
12/26 - Baltimore 20, at Cleveland 3  
12/26 - at San Francisco 24, Washington 20

## CONFERENCE CHAMPIONSHIPS

1/2 - at Miami 21, Baltimore 0  
1/2 - at Dallas 14, San Francisco 3

## SUPER BOWL VI (NEW ORLEANS)

1/16 - Dallas 24, Miami 3

# 1970 FINAL STATISTICS (5-8-1)

Head Coach: Lou Saban    AFC West: 4th    Home Stadium: Mile High Stadium

Date	W-L	Score	Opponent	Attendance	RUSHING	No.	Yds.	Avg.	Long	TD
Sept 20	W	25-10	at Buffalo	34,882	Little	209	901	4.3	80t	3
Sept 27	W	16-13	Pittsburgh	50,705	Anderson	83	368	4.4	27t	4
Oct 4	W	26-13	Kansas City	50,705	Crenshaw	69	200	2.9	25	5
Oct 11	L	23-35	at Oakland	54,436	Turner	29	106	3.7	12	2
Oct 18	W	24-10	Atlanta	50,705	Pastrana	14	89	6.4	14	1
Oct 25	L	14-19	at San Francisco	39,515	Lynch	20	81	4.1	19	1
Nov 1	L	3-19	Washington	50,705	Liske	7	42	6.0	14	1
Nov 8	L	21-24	at San Diego	48,327	Tensi	4	14	3.5	15	0
Nov 15	L	19-24	Oakland	50,959	Haffner	1	1	1.0	1	0
Nov 22	W	31-6	at New Orleans	66,837	<b>BRONCOS</b>	<b>436</b>	<b>1802</b>	<b>4.1</b>	<b>80t</b>	<b>17</b>
Nov 29	L	21-31	at Houston	35,733	<b>OPPONENTS</b>	<b>409</b>	<b>1351</b>	<b>3.3</b>	<b>65t</b>	<b>7</b>
Dec 6	L	0-16	at Kansas City	50,454						
Dec 13	T	17-17	San Diego	50,959						
Dec 20	L	13-27	Cleveland	51,001						

TEAM STATISTICS		Den	Opp			
TOTAL FIRST DOWNS		217	199			
Rushing		87	67			
Passing		112	118			
Penalty		18	14			
TOTAL NET YARDS		3827	3705			
Avg. Per Game		273.4	264.6			
Total Plays		883	838			
Avg. Per Play		4.3	4.4			
NET YARDS RUSHING		1802	1351			
Avg. Per Game		128.7	96.5			
Total Rushes		436	409			
Avg. Per Rush		4.1	3.3			
NET YARDS PASSING		2025	2354			
Avg. Per Game		144.6	168.1			
Sacked/Yards Lost		44/333	50/456			
Gross Yards		2358	2810			
Att./Completions		403/183	379/191			
Completion Pct.		45.4	50.4			
Had Intercepted		28	16			
Avg. Gain per Attempt		5.0	6.2			
Avg. Gain per Completion		12.9	14.7			
PUNTS/AVERAGE		87/42.9	89/44.9			
Had Blocked		0	0			
PUNT RETURNS		63/556	56/416			
Avg. Per Return		8.8	7.4			
KICKOFF RETURNS		49/1114	24/544			
Avg. Per Return		22.7	22.7			
INTERCEPTIONS/RET.		16/220	28/213			
PENALTIES/YARDS		94/887	82/802			
FUMBLES/BALL LOST		23/13	35/16			
TOUCHDOWNS		28	28			
Rushing		17	7			
Passing		11	20			
Others (see individuals)		0	1			
POINTS AFTER TOUCHDOWN		27	27			
FIELD GOALS		18/32	23/36			
Distance	1-19	20-29	30-39	40-59	50+	
Howfield	2/3	3/6	5/7	6/9	2/5	

SCORE BY PERIODS		1	2	3	4	OT	Total
BRONCOS		44	60	45	104	—	253
OPPONENTS		74	93	57	40	—	264

SCORING	TD	Ru	Pa	Rt	PAT	FG	S	PTS
Hensfield	0	0	0	0	27/28	18/32	0	81
Crenshaw	6	5	1	0	0/0	0/0	0	36
Anderson	4	4	0	0	0/0	0/0	0	24
Little	3	3	0	0	0/0	0/0	0	18
Whalen	3	0	3	0	0/0	0/0	0	18
Denson	2	0	2	0	0/0	0/0	0	12
Masters	2	0	2	0	0/0	0/0	0	12
Turner	2	2	0	0	0/0	0/0	0	12
Van Heusen	2	0	2	0	0/0	0/0	0	12
Haffner	1	0	1	0	0/0	0/0	0	6
Liske	1	1	0	0	0/0	0/0	0	6
Lynch	1	1	0	0	0/0	0/0	0	6
Pastrana	1	1	0	0	0/0	0/0	0	6
Washington	0	0	0	0	0/0	0/0	1	2
TEAM	0	0	0	0	0/0	0/0	1	2
<b>BRONCOS</b>	<b>28</b>	<b>17</b>	<b>11</b>	<b>0</b>	<b>27/28</b>	<b>18/32</b>	<b>2</b>	<b>253</b>
<b>OPPONENTS</b>	<b>28</b>	<b>7</b>	<b>20</b>	<b>1</b>	<b>27/28</b>	<b>23/36</b>	<b>0</b>	<b>264</b>

PASSING	Att.	Comp.	Yds.	Comp.%	Yd./Att.	Sack/Lost	TD	TD%	Int	Int%	LG	Rtg.
Liske	238	112	1340	47.1	5.63	28/228	7	2.9	11	4.6	74	55.3
Tensi	80	38	539	47.5	6.74	6/35	3	3.8	8	10.0	42	42.7
Pastrana	75	29	420	38.7	5.60	8/60	1	1.3	9	12.0	58t	22.5
Anderson	7	4	59	57.1	8.43	1/5	0	0.0	0	0.0	25	84.8
Van Heusen	1	0	0	0.0	0.00	0/0	0	0.0	0	0.0	—	39.6
Little	2	0	0	0.0	0.00	1/5	0	0.0	0	0.0	—	39.6
<b>BRONCOS</b>	<b>403</b>	<b>193</b>	<b>2358</b>	<b>45.4</b>	<b>5.85</b>	<b>44/333</b>	<b>11</b>	<b>2.7</b>	<b>28</b>	<b>6.9</b>	<b>74</b>	<b>44.5</b>
<b>OPPONENTS</b>	<b>379</b>	<b>191</b>	<b>2810</b>	<b>50.4</b>	<b>7.41</b>	<b>50/456</b>	<b>20</b>	<b>5.3</b>	<b>16</b>	<b>4.2</b>	<b>63t</b>	<b>75.0</b>

RECEIVING	No.	Yds.	Avg.	Long	TD
Denson	47	646	13.7	42	2
Whalen	36	503	14.0	34	3
Crenshaw	18	105	5.8	35	1
Little	17	161	9.5	39	0
Van Heusen	16	382	23.9	74	2
Haffner	12	196	16.3	28t	1
Anderson	9	140	15.6	37	0
Masters	9	83	9.2	18	2
Turner	8	23	2.9	11	0
Lynch	7	69	9.9	36	0
Embree	4	50	12.5	20	0
<b>BRONCOS</b>	<b>183</b>	<b>2358</b>	<b>12.9</b>	<b>74</b>	<b>11</b>
<b>OPPONENTS</b>	<b>191</b>	<b>2810</b>	<b>14.7</b>	<b>63t</b>	<b>20</b>

INTERCEPTIONS	No.	Yds.	Avg.	Long	TD
Martha	6	99	16.5	50	0
Greer	4	20	5.0	15	0
Gordon	3	26	8.7	24	0
Thompson	2	65	32.5	33	0
Wade	1	10	10.0	10	0
<b>BRONCOS</b>	<b>16</b>	<b>220</b>	<b>13.8</b>	<b>50</b>	<b>0</b>
<b>OPPONENTS</b>	<b>28</b>	<b>213</b>	<b>7.6</b>	<b>26</b>	<b>0</b>

PUNTING	No.	Yds.	Avg.	Long	B
Van Heusen	87	3732	42.9	64	0
<b>OPPONENTS</b>	<b>89</b>	<b>3998</b>	<b>44.9</b>	<b>68</b>	<b>0</b>

PUNT RETURNS	No.	FC	Yds.	Avg.	Long	TD
Thompson	23	1	233	10.1	45	0
Greer	14	4	123	8.8	38	0
Little	22	3	187	8.5	24	0
Jaquess	4	5	13	3.3	7	0
<b>BRONCOS</b>	<b>63</b>	<b>13</b>	<b>556</b>	<b>8.8</b>	<b>45</b>	<b>0</b>
<b>OPPONENTS</b>	<b>56</b>	<b>16</b>	<b>416</b>	<b>7.4</b>	<b>60</b>	<b>0</b>

KICKOFF RETURNS	No.	Yds.	Avg.	Long	TD
Anderson	21	520	24.8	39	0
Thompson	9	188	20.9	29	0
Hendren	8	197	24.6	30	0
Little	6	126	21.0	28	0
Criter	2	20	10.0	10	0
Turner	1	31	31.0	31	0
Washington	1	20	20.0	20	0
Myrtle	1	1	1.0	1	0
Lynch	0	11	—	11	0
<b>BRONCOS</b>	<b>49</b>	<b>1114</b>	<b>22.7</b>	<b>39</b>	<b>0</b>
<b>OPPONENTS</b>	<b>24</b>	<b>544</b>	<b>22.7</b>	<b>51</b>	<b>0</b>

\*return yardage gained by lateral

**SACKS:** P. Smith 11.5, Jackson 10, Costa 9, Duranko 7, Washington 5.5, Myrtle 3, Cunningham 1, Greer 1, Inman 0.5, Roche 0.5, Team 1, **TOTAL 50.0**



## 1970 DEFENSIVE STATS

(based on unofficial press box statistics)

	TT	UT	A	SACKS	I-YDS	FR
1 Jackson	88	64	24	10	0-0	0
2 Forsberg	85	65	20	0	0-0	1
3 P. Smith	79	59	20	11.5	0-0	0
4 Costa	68	44	24	9	0-0	3
5 Martha	64	41	23	0	6-99	0
6 Greer	63	51	12	1	4-20	3
7 Washington	48	36	12	5.5	0-0	1
8 Duranko	47	41	6	7	0-0	0
9 Cunningham	39	23	16	1	0-0	2
10 Gordon	38	33	5	0	3-26	0
11 Thompson	30	25	5	0	2-65	1
12 Saines	23	17	6	0	0-0	0
13 Jaquess	22	18	4	0	0-0	0
Myrtle	22	13	9	3	0-0	1
15 Inman	16	7	9	0.5	0-0	0
16 Roche	13	10	3	0.5	0-0	0
17 Butler	10	9	1	0	0-0	0
18 Criter	8	5	3	0	0-0	1
19 Wade	7	5	2	0	1-10	0
20 Edgersson	6	5	1	0	0-0	0
21 Garrett	2	2	0	0	0-0	0
22 Barnes	1	1	0	0	0-0	0
23 Team	0	0	0	0.5	0-0	0
<b>TOTALS</b>	<b>779</b>	<b>574</b>	<b>205</b>	<b>49.5</b>	<b>16-220</b>	<b>13</b>

## 1970 GAMES STARTED

OFFENSE	DEFENSE
QB Liske, Pete	9 DE Duranko, Pete
QB Pastrana, Al	3 DE Jackson, Rich
QB Tensi, Steve	2 DT Costa, Dave
RB Crenshaw, Willis	12 DT Smith, Paul
RB Little, Floyd	14 LB Criter, Ken
RB Lynch, Fran	2 LB Cunningham, Carl
WR Denson, Al	14 LB Forsberg, Fred
WR Embree, John	1 LB Inman, Jerry
WR Hafner, Mike	7 LB Myrtle, Chip
WR Van Heusen, Bill	5 LB Washington, Dave
TE Masters, Billy	2 CB Gordon, Cornell
TE Whalen, Jim	13 CB Jaquess, Pete
C Kaminski, Larry	14 CB Mitchell, Alvin
T Alexakos, Steve	1 CB Thompson, Billy
T Bachman, Jay	1 CB Wade, Bob
T Brunelli, Sam	12 S Greer, Charles
T Current, Mike	14 S Martha, Paul
G Goeddeke, George	14 S Saines, George
G Schnitker, Mike	2
G Young, Bob	12

## 1970 COACHES

Lou Saban (Head Coach), Joe Collier (Defensive Backfield), Whitey Dovel (Offensive Line), Hunter Enis (Offensive Backfield), Stan Jones (Defensive Line), Dick MacPherson (Linebackers), Sam Rutigliano (Wide Receivers).

## 1970 LEADERS / RANKINGS

INDIVIDUAL	PLAYER	NO.	AFC RANK	NFL RANK	NFL LEADER	NO.
Points	Howfield	81	7	16	Cox (MIN)	125
Rushing Yards	Little	901	1	4	Brown (WAS)	1,125
Passing Yards	Liske	1,340	11	23	Brodie (SF)	2,941
Passer Rating	Liske	55.3	10	22	Brodie (SF)	93.8
Receiving Yards	Denson	646	10	21	Washington (SF)	1,100
Receptions	Denson	47	21	10t	Gordon (CHI)	71
Interceptions	Martha	6	4t	9t	Robinson (KC)	10

OFFENSE	NO.	AFC RANK	NFL RANK	NFL LEADER	NO.
Points Per Game	18.1	9	18	San Francisco	25.1
Total Yards Per Game	273.4	10	18	Oakland	344.9
Yards Per Play	4.3	12	21t	Oakland/St. Louis	5.3
Rushing Yards Per Game	128.7	5	9	Dallas	164.3
Net Passing Yards Per Game	144.6	9	19	San Francisco	208.8

DEFENSE	NO.	AFC RANK	NFL RANK	NFL LEADER	NO.
Points Per Game	18.9	5	12	Minnesota	10.2
Total Yards Per Game	264.6	3	7	Minnesota	200.2
Yards Per Play	4.4	21t	6t	Minnesota	3.4
Rushing Yards Per Game	96.5	2	3	Detroit	82.3
Net Passing Yards Per Game	168.1	8	18	Minnesota	102.7

## 1970 KEY AWARDS

Pro Bowl (2): DE Rich Jackson, RB Floyd Little. All-Pro (2): DE Rich Jackson, RB Floyd Little.

## 1970 NFL STANDINGS

## AFC EAST

Team	W	L	T	Pct	PF	PA
y-Baltimore	11	2	1	.846	321	234
x-Miami	10	4	0	.714	297	228
New York Jets	4	10	0	.286	255	286
Buffalo	3	10	1	.231	204	337
Boston	2	12	0	.143	149	361

## AFC CENTRAL

Team	W	L	T	Pct	PF	PA
y-Cincinnati	8	6	0	.571	312	255
Cleveland	7	7	0	.500	286	265
Pittsburgh	5	9	0	.357	210	272
Houston	3	10	1	.321	217	352

## AFC WEST

Team	W	L	T	Pct	PF	PA
y-Oakland	8	4	2	.667	300	293
Kansas City	7	5	2	.583	272	244
San Diego	5	6	3	.455	282	278
Denver	5	8	1	.385	253	264

## NFC EAST

Team	W	L	T	Pct	PF	PA
y-Dallas	10	4	0	.714	299	221
New York Giants	9	5	0	.643	301	270
St. Louis	8	5	1	.615	325	228
Washington	6	8	0	.429	297	314
Philadelphia	3	10	1	.231	241	332

## NFC CENTRAL

Team	W	L	T	Pct	PF	PA
y-Minnesota	12	2	0	.857	335	143
x-Detroit	10	4	0	.714	347	202
Green Bay	6	8	0	.429	196	293
Chicago	6	8	0	.429	256	261

## NFC WEST

Team	W	L	T	Pct	PF	PA
y-San Francisco	10	3	1	.769	352	267
Los Angeles	9	4	1	.692	325	202
Atlanta	4	8	2	.333	206	261
New Orleans	2	11	1	.154	172	347

x - Wild Card Qualifier; y - Division Title  
(NOTE - in 1970 tie games were not included in winning percentage)

## DIVISIONAL PLAYOFF GAMES

12/26 - at Baltimore 17, Cincinnati 0

12/26 - at Dallas 5, Detroit 0

12/27 - at Oakland 21, Miami 14

12/27 - San Francisco 17, at Minnesota 14

## CONFERENCE CHAMPIONSHIPS

1/3 - at Baltimore 27, Oakland 17

1/3 - Dallas 17, at San Francisco 10

## SUPER BOWL V (MIAMI)

1/17 - Baltimore 16, Dallas 13

# 1969 FINAL STATISTICS (5-8-1)

Head Coach: Lou Saban AFL West: 4th Home Stadium: Mile High Stadium

Date	W-L	Score	Opponent	Attendance	RUSHING	No.	Yds.	Avg.	Long	TD
Sept 14	W	35-7	Boston	43,482	Little	146	729	5.0	48t	6
Sept 21	W	21-19	New York Jets	50,583	Lynch	96	407	4.2	54	2
Sept 28	L	28-41	at Buffalo	40,302	Quayle	57	183	3.2	17	0
Oct 5	L	13-26	Kansas City	50,564	Smiley	56	166	3.0	26	3
Oct 12	L	14-24	Oakland	49,511	Tensi	12	63	5.3	17	0
Oct 19	W	30-23	at Cincinnati	27,920	Liske	10	50	5.0	19	0
Oct 26	L	21-24	at Houston	45,348	Williams	10	18	1.8	8	1
Nov 2	W	13-0	San Diego	45,511	Denson	1	9	9.0	9	0
Nov 9	L	10-41	at Oakland	54,416	Burnett	5	9	1.8	5	0
Nov 16	T	20-20	Houston	45,002	Jones	1	3	3.0	3	0
Nov 23	L	24-45	at San Diego	34,664	<b>BRONCOS</b>	<b>394</b>	<b>1637</b>	<b>4.2</b>	<b>54</b>	<b>12</b>
Nov 27	L	17-31	at Kansas City	48,773	<b>OPPONENTS</b>	<b>436</b>	<b>1709</b>	<b>3.9</b>	<b>43t</b>	<b>15</b>
Dec 7	L	24-27	at Miami	25,332						
Dec 14	W	27-16	Cincinnati	42,198						

TEAM STATISTICS				Den	Opp	RECEIVING				
TOTAL FIRST DOWNS				243	278	No.	Yds.	Avg.	Long	TD
Rushing				87	95	Denson	53	809	15.3	62t
Passing				130	151	Haffner	35	563	16.1	46
Penalty				26	30	Embree	29	469	16.2	79t
TOTAL NET YARDS				4161	4641	Little	19	218	11.5	67t
Avg. Per Game				297.2	331.5	Quayle	11	167	15.2	71
Total Plays				841	918	Beer	9	200	22.2	48
Avg. Per Play				4.9	5.1	Pivec	9	117	13.0	18
NET YARDS RUSHING				1637	1709	Lynch	9	86	9.6	19
Avg. Per Game				116.9	122.1	Williams	5	56	11.2	14
Total Rushes				394	436	Smiley	5	23	4.6	17t
Avg. Per Rush				4.2	3.9	Buckman	4	48	12.0	20
NET YARDS PASSING				2524	2932	Van Heusen	3	64	31.3	36
Avg. Per Game				180.3	209.4	Pastrana	1	15	15.0	15
Sacked/Yards Lost				44/311	45/363	<b>BRONCOS</b>	<b>192</b>	<b>2835</b>	<b>14.8</b>	<b>79t</b>
Att./Completions				403/192	437/223	<b>OPPONENTS</b>	<b>223</b>	<b>3295</b>	<b>14.8</b>	<b>86t</b>
Completion Pct.				47.6	51.0					
Had Intercepted				23	14	INTERCEPTIONS				
Touchdowns				23	19	No.	Yds.	Avg.	Long	TD
Avg. Gain per Attempt				6.3	6.7	Thompson	3	92	30.7	57t
Avg. Gain per Completion				13.1	13.1	Burrell	2	65	32.5	38t
PUNTS/AVERAGE				72/40.1	71/43.1	Cavness	2	30	15.0	29
Had Blocked				1	0	Huard	2	18	9.0	18
PUNT RETURNS				37/450	35/246	Greer	2	13	6.5	13
Avg. Per Return				12.2	7.0	Cunningham	2	10	5.0	5
KICKOFF RETURNS				56/1323	21/471	Hollomon	1	0	0.0	0
Avg. Per Return				23.6	22.4	<b>BRONCOS</b>	<b>14</b>	<b>228</b>	<b>16.3</b>	<b>57t</b>
INTERCEPTIONS/RET.				14/228	23/421	<b>OPPONENTS</b>	<b>23</b>	<b>421</b>	<b>18.3</b>	<b>66</b>
PENALTIES/YARDS				79/738	84/901	PUNTING				
FUMBLES/BALL LOST				15/8	24/14	No.	Yds.	Avg.	Long	B
TOUCHDOWNS				37	40	Van Heusen	25	1021	40.8	61
Rushing				12	15	Hollomon	47	1868	39.7	57
Passing				23	19	<b>BRONCOS</b>	<b>72</b>	<b>2889</b>	<b>40.1</b>	<b>61</b>
Others (Safety)				2	6	<b>OPPONENTS</b>	<b>71</b>	<b>3059</b>	<b>43.1</b>	<b>98</b>
PAT (Kicking)				36/37	38/39	PUNT RETURNS				
PAT (Passing)				0/0	0/1	No.	FC	Yds.	Avg.	Long
PAT (Rushing)				0/0	0/0	Thompson	25	5	288	11.5
FIELD GOALS				13/29	22/32	Little	6	2	70	11.7
						Burrell	5	2	56	11.2
						Greer	1	0	36	36.0
						<b>BRONCOS</b>	<b>37</b>	<b>9</b>	<b>450</b>	<b>12.2</b>
						<b>OPPONENTS</b>	<b>35</b>	<b>20</b>	<b>246</b>	<b>7.0</b>

SCORE BY PERIODS										
	1	2	3	4	OT	Total	KICKOFF RETURNS			
BRONCOS	72	89	61	75	—	297	No.	Yds.	Avg.	Long
OPPONENTS	67	86	86	105	—	344	Thompson	18	513	28.5
							Williams	23	574	25.0
							Burrell	6	108	18.0
							Little	3	81	27.0
							Criter	3	31	10.3
							Barnes	1	16	16.0
							Hollomon	1	0	0.0
							Myrtle	1	0	0.0
							<b>BRONCOS</b>	<b>56</b>	<b>1323</b>	<b>23.6</b>
							<b>OPPONENTS</b>	<b>21</b>	<b>471</b>	<b>22.4</b>

SACKS: Jackson 12.5, Costa 11.5, Duranko 7, Cunningham 3, P. Smith 3, Richter 2, Mirich 2, Myrtle 2, Inman 2, **TOTAL 45.0**

PASSING	Att.	Comp.	Yds.	Comp.%	Yd./Att.	Sack/Lost	TD	TD%	Int	Int%	LG	Rtg.
Tensi	286	131	1990	45.8	6.96	29/208	14	4.9	12	4.2	79t	68.1
Liske	115	61	845	53.0	7.35	15/103	9	7.8	11	9.6	71	63.4
Little	2	0	0	0.0	0.00	0/0	0	0.0	0	0.0	—	39.6
<b>BRONCOS</b>	<b>403</b>	<b>192</b>	<b>2835</b>	<b>47.6</b>	<b>7.03</b>	<b>44/311</b>	<b>23</b>	<b>5.7</b>	<b>23</b>	<b>5.7</b>	<b>79t</b>	<b>66.3</b>
<b>OPPONENTS</b>	<b>437</b>	<b>223</b>	<b>3295</b>	<b>51.0</b>	<b>7.54</b>	<b>45/363</b>	<b>19</b>	<b>4.3</b>	<b>14</b>	<b>3.2</b>	<b>86t</b>	<b>77.2</b>

## 1969 PRIMARY STARTERS

OFFENSE	DEFENSE
SE Denson, Al	LE Jackson, Rich
SE Haffner, Mike	LT Smith, Paul
LT Brunelli, Sam	LT Inman, Jerry
LG Goeddeke, George	RT Costa, Dave
C Kaminski, Larry	RE Duranko, Pete
RG Young, Bob	LLB Cunningham, Carl
RT Current, Mike	MLB Huard, John
TE Beer, Tom	RLB Myrtle, Chip
TE Pivec, Dave	LC Cavness, Grady
WR Embree, John	RC Thompson, Billy
QB Tensi, Steve	FS Jaquess, Pete
QB Liske, Peter	FS Burrell, George
HB Little, Floyd	SS Greer, Charles
HB Quayle, Frank	
FB Lynch, Fran	
FB Smiley, Tom	

## 1969 COACHES

**Lou Saban** (Head Coach), **Joe Collier** (Defensive Backfield), **Whitey Doveil** (Offensive Line), **Hunter Enis** (Offensive Backfield), **Stan Jones** (Defensive Line), **Dick MacPherson** (Linebackers), **Sam Rutigliano** (Wide Receivers).

## 1969 LEADERS / RANKINGS

		AFL	
INDIVIDUAL	PLAYER . . . . . NO.	RANK	AFL LEADER . . . . . NO.
Points	Howfield . . . . . 75	8	Turner (NYJ) . . . . . 129
Rushing Yards	Little . . . . . 729	5	Post (SD) . . . . . 873
Passing Yards	Tensi . . . . . 1,990	6	Lamonica (OAK) . . . . . 3,302
Passer Rating	Tensi . . . . . 68.1	4	Cook (CIN) . . . . . 88.3
Receiving Yards	Denson . . . . . 809	7	Wells (OAK) . . . . . 1,260
Receptions	Denson . . . . . 53	3	Alworth (SD) . . . . . 64
Interceptions	Thompson . . . . . 3	28t	Thomas (KC) . . . . . 9
		AFL	
OFFENSE . . . . . NO.		RANK	AFL LEADER . . . . . NO.
Points Per Game . . . . . 21.2		4	Oakland . . . . . 26.9
Total Yards Per Game . . . . . 297.2		6	Oakland . . . . . 359.7
Yards Per Play . . . . . 4.9		5	Oakland . . . . . 5.5
Rushing Yards Per Game . . . . . 116.9		6	Kansas City . . . . . 158.6
Net Passing Yards Per Game . . . . . 180.3		5	Oakland . . . . . 233.6
		AFL	
DEFENSE . . . . . NO.		RANK	AFL LEADER . . . . . NO.
Points Per Game . . . . . 24.6		8	Kansas City . . . . . 12.6
Total Yards Per Game . . . . . 331.5		8	Kansas City . . . . . 225.9
Yards Per Play . . . . . 5.1		6	Kansas City . . . . . 4.0
Rushing Yards Per Game . . . . . 122.1		7	Kansas City . . . . . 77.9
Net Passing Yards Per Game . . . . . 209.4		10	Kansas City . . . . . 148.0

## 1969 KEY AWARDS

**All-Pro (2):** DE Rich Jackson (second team), RB Floyd Little (first team). **AP All-AFL (2):** DE Rich Jackson, RB Floyd Little. **AFL All-Star Game (6):** DT Dave Costa, T Mike Current, WR Al Denson, G George Goeddeke, DE Rich Jackson, RB Floyd Little.

## 1969 AFL STANDINGS

### AFL EAST

Team	W	L	T	Pct	PF	PA
y-New York Jets	10	4	0	.714	353	269
x-Houston	6	6	2	.500	278	279
Boston	4	10	0	.286	266	316
Buffalo	4	10	0	.286	230	359
Miami	3	10	1	.231	233	332

### AFL WEST

Team	W	L	T	Pct	PF	PA
y-Oakland	12	1	1	.923	377	242
x-Kansas City	11	3	0	.786	359	177
San Diego	8	6	0	.571	288	276
<b>Denver</b>	<b>5</b>	<b>8</b>	<b>1</b>	<b>.385</b>	<b>297</b>	<b>344</b>
Cincinnati	4	9	1	.308	280	367

x - Made Playoffs; y - Division Title

## DIVISIONAL PLAYOFF GAMES

12/20 - Kansas City 13, at New York Jets 6

12/21 - at Oakland 56, Houston 7

## AFL CHAMPIONSHIP

1/4 - Kansas City 17, at Oakland 7

## 1969 NFL STANDINGS

### EAST-CAPITOL

Team	W	L	T	Pct	PF	PA
y-Dallas	11	2	1	.846	369	223
Washington	7	5	2	.583	307	319
New Orleans	5	9	0	.357	311	393
Philadelphia	4	9	1	.308	279	377

### EAST-CENTURY

Team	W	L	T	Pct	PF	PA
y-Cleveland	10	3	1	.769	351	300
New York Giants	6	8	0	.429	264	298
St. Louis	4	9	1	.308	314	389
Pittsburgh	1	13	0	.071	218	404

### WEST-CENTRAL

Team	W	L	T	Pct	PF	PA
y-Minnesota	12	2	0	.857	379	133
Detroit	9	4	1	.692	259	188
Green Bay	8	6	0	.571	269	221
Chicago	1	13	0	.071	210	339

### WEST-COASTAL

Team	W	L	T	Pct	PF	PA
y-Los Angeles	11	3	0	.786	320	243
Baltimore	8	5	1	.615	279	268
Atlanta	6	8	0	.429	276	268
San Francisco	4	8	2	.333	277	319

y - Division Title

## CONFERENCE CHAMPIONSHIPS

12/27 - at Minnesota 23, Los Angeles 20

12/28 - Cleveland 38, at Dallas 14

## NFL CHAMPIONSHIP

1/4 - at Minnesota 27, Cleveland 7

## SUPER BOWL IV (NEW ORLEANS)

1/11 - Kansas City (AFL) 23, Minnesota (NFL) 7





# 1968 FINAL STATISTICS (5-9)

Head Coach: Lou Saban    AFL West: 4th    Home Stadium: Mile High Stadium

Date	W-L	Score	Opponent	Attendance	RUSHING, cont.	No.	Yds.	Avg.	Long	TD
Sept 15	L	10-24	at Cincinnati	25,049	Leclair	12	40	3.3	12	0
Sept 22	L	2-34	at Kansas City	45,821	Moore	4	22	5.5	10	0
Sept 29	L	17-20	Boston	37,024	Lindsey	4	17	4.3	7	0
Oct 6	W	10-7	Cincinnati	41,257	Van Heusen	1	6	6.0	6	0
Oct 13	W	21-13	at New York Jets	62,052	Haffner	2	2	1.0	1	0
Oct 20	L	24-55	at San Diego	42,953	Tensi	6	2	0.3	2	0
Oct 27	W	21-14	Miami	44,115	Jones	1	-1	-1.0	-1	0
Nov 3	W	35-14	at Boston	18,304	DiVito	1	-1	-1.0	-1	0
Nov 10	L	7-43	Oakland	50,002	<b>BRONCOS</b>	<b>411</b>	<b>1614</b>	<b>3.9</b>	<b>155</b>	<b>11</b>
Nov 17	L	17-38	at Houston	36,075	<b>OPPONENTS</b>	<b>457</b>	<b>1861</b>	<b>4.1</b>	<b>165</b>	<b>20</b>
Nov 24	W	34-32	Buffalo	35,142						
Dec 1	L	23-47	San Diego	35,312						
Dec 8	L	27-33	at Oakland	47,754						
Dec 14	L	7-30	Kansas City	38,463						

TEAM STATISTICS				Den	Opp
TOTAL FIRST DOWNS				217	251
Rushing				75	94
Passing				124	145
Penalty				18	12
TOTAL NET YARDS				3971	5024
Avg. Per Game				283.6	358.9
Total Plays				889	917
Avg. Per Play				4.5	5.5
NET YARDS RUSHING				1614	1861
Avg. Per Game				115.3	132.9
Total Rushes				411	457
Avg. Per Rush				3.9	4.1
NET YARDS PASSING				2357	3163
Avg. Per Game				168.4	225.9
Sacked/Yards Lost				51/469	31/256
Att./Completions				427/179	429/217
Completion Pct.				41.9	50.6
Had Intercepted				27	20
PUNTS/AVERAGE				96/42.7	76/43.0
Had Blocked				1	1
PUNT RETURNS				38/332	46/282
Avg. Per Return				8.7	6.1
KICKOFF RETURNS				60/1361	29/704
Avg. Per Return				22.7	24.3
INTERCEPTIONS/RET.				20/165	27/328
PENALTIES/YARDS				73/772	64/750
FUMBLES/BALL LOST				28/13	24/12
TOUCHDOWNS				32	48
Rushing				11	20
Passing				20	25
Others (Ret.)				1	3
Others (Safety)				1	2
PAT (Kicking)				31/31	47/47
PAT (Passing)				0/1	1/1
PAT (Rushing)				0/0	0/0
FIELD GOALS				10/23	21/34

SCORING				TD	Ru	Pa	Rt	PAT	FG	S	PTS
Howfield				0	0	0	0	30/30	9/18	0	57
Crabtree				5	0	5	0	0/0	0/0	0	30
Little				5	3	1	1	0/0	0/0	0	30
Denson				5	0	5	0	0/0	0/0	0	30
Lynch				4	4	0	0	0/0	0/0	0	24
Briscoe				3	3	0	0	0/0	0/0	0	18
Van Heusen				3	0	3	0	0/0	0/0	0	18
Jones				2	0	2	0	0/0	0/0	0	12
McCarthy				2	0	2	0	0/0	0/0	0	12
Haffner				1	0	1	0	0/0	0/0	0	6
Beer				1	0	1	0	0/0	0/0	0	6
Ford				1	1	0	0	0/0	0/0	0	6
Humphreys				0	0	0	0	1/1	1/5	0	4
Myrtle				0	0	0	0	0/0	0/0	1	2
<b>BRONCOS</b>				<b>32</b>	<b>11</b>	<b>20</b>	<b>1</b>	<b>31/31</b>	<b>10/23</b>	<b>1</b>	<b>255</b>
<b>OPPONENTS</b>				<b>48</b>	<b>20</b>	<b>25</b>	<b>3</b>	<b>47/47</b>	<b>21/34</b>	<b>0</b>	<b>404</b>

RUSHING				No.	Yds.	Avg.	Long	TD
Little				158	584	3.7	55t	3
Briscoe				41	308	7.5	34	3
Lynch				66	221	3.3	19	4
Ford				41	186	4.5	23	1
McCarthy				28	89	3.2	12	0
Erwin				24	76	3.2	9	0
Lamb				22	63	2.9	17	0

PASSING				Att.	Comp.	Yds.	Comp %	Yd./Att.	TD	TD%	Int	Int%	LG	Rtg.
Briscoe				224	93	1589	41.5	7.09	15	6.3	13	5.8	66t	62.9
Tensi				119	48	709	40.3	5.96	5	4.2	8	6.7	72t	46.5
LeClair				54	27	401	50.0	7.43	1	1.9	5	9.3	50	42.3
McCormick				19	8	89	42.1	4.68	0	0.0	1	5.3	18	34.8
Haffner				1	1	18	100.0	18.00	0	0.0	0	0.0	18	118.8
DiVito				6	1	16	16.6	2.67	0	0.0	0	0.0	16	39.6
Lynch				2	1	4	50.0	2.00	0	0.0	0	0.0	4	56.3
Little				2	0	0	0.0	0.00	0	0.0	0	0.0	—	39.6
<b>BRONCOS</b>				<b>427</b>	<b>179</b>	<b>2826</b>	<b>41.9</b>	<b>6.62</b>	<b>20</b>	<b>4.7</b>	<b>27</b>	<b>6.3</b>	<b>72t</b>	<b>53.9</b>
<b>OPPONENTS</b>				<b>429</b>	<b>217</b>	<b>3419</b>	<b>50.6</b>	<b>7.97</b>	<b>25</b>	<b>5.8</b>	<b>20</b>	<b>4.7</b>	<b>94t</b>	<b>77.4</b>

RECEIVING				No.	Yds.	Avg.	Long	TD
Crabtree				35	601	17.2	72t	5
Denson				34	586	17.2	44t	5
Beer				20	276	13.8	31	1
Van Heusen				19	353	18.6	50t	3
Little				19	331	17.4	66t	1
Jones				13	190	14.6	60t	2
Haffner				12	232	19.3	52	1
McCarthy				7	69	9.9	40t	2
Ford				6	40	6.7	12	0
Lynch				4	52	13.0	22	0
Moore				3	35	11.7	16	0
Lamb				3	10	3.3	—	0
Erwin				2	21	10.5	17	0
Myrtle				1	18	18.0	18	0
Washington				1	12	12.0	12	0
<b>BRONCOS</b>				<b>179</b>	<b>2826</b>	<b>15.8</b>	<b>72t</b>	<b>20</b>
<b>OPPONENTS</b>				<b>217</b>	<b>3419</b>	<b>15.8</b>	<b>94t</b>	<b>25</b>

INTERCEPTIONS				No.	Yds.	Avg.	Long	TD
Jaquess				5	64	12.8	28	0
Greer				4	18	4.5	14	0
Oberg				3	17	5.6	16	0
Huard				2	35	17.5	26	0
Garrett				1	6	6.0	6	0
Hollomon				1	16	16.0	16	0
Forsberg				1	6	6.0	6	0
Cunningham				1	3	3.0	3	0
Lentz				1	0	0.0	0	0
<b>BRONCOS</b>				<b>20</b>	<b>165</b>	<b>8.3</b>	<b>28</b>	<b>0</b>
<b>OPPONENTS</b>				<b>27</b>	<b>328</b>	<b>12.1</b>	<b>—</b>	<b>3</b>

PUNTING				No.	Yds.	Avg.	Long	B
Van Heusen				88	3853	43.8	68	—
DiVito				8	242	30.2	47	—
<b>BRONCOS</b>				<b>96</b>	<b>4095</b>	<b>42.7</b>	<b>68</b>	<b>—</b>
<b>OPPONENTS</b>				<b>76</b>	<b>3271</b>	<b>43.0</b>	<b>87</b>	<b>—</b>

PUNT RETURNS				No.	FC	Yds.	Avg.	Long	TD
Little				24	5	261	10.9	67	1
Greer				9	1	53	5.9	12	0
Luke				3	1	13	4.3	10	0
Jaquess				2	7	5	2.5	5	0
Hollomon				0	2	0	0.0	0	0
Van Heusen				0	1	0	0.0	0	0
<b>BRONCOS</b>				<b>38</b>	<b>17</b>	<b>332</b>	<b>8.7</b>	<b>67</b>	<b>1</b>
<b>OPPONENTS</b>				<b>46</b>	<b>—</b>	<b>282</b>	<b>6.1</b>	<b>—</b>	<b>—</b>

SACKS: R. Jackson 10.5, Costa 6.5, Duranko 6, Inman 3.5, Mirich 1.5, QB Fell 1, Team 2. <b>TOTAL 31.0</b>							
d./Att.	TD	TD%	Int	Int%	LG	Rtg.	
7.09	14	6.3	13	5.8	66t	62.9	
5.96	5	4.2	8	6.7	72t	46.5	
7.43	1	1.9	5	9.3	50	42.3	
0.00	0	0.0	1	5.3	18	34.8	
18.00	0	0.0	0	0.0	18	118.8	
2.67	0	0.0	0	0.0	16	39.6	
2.00	0	0.0	0	0.0	4	56.3	
0.00	0	0.0	0	0.0	—	39.6	
<b>6.62</b>	<b>20</b>	<b>4.7</b>	<b>27</b>	<b>6.3</b>	<b>72t</b>	<b>53.9</b>	
<b>7.97</b>	<b>25</b>	<b>5.8</b>	<b>20</b>	<b>4.7</b>	<b>94t</b>	<b>77.4</b>	

## 1968 PRIMARY STARTERS

OFFENSE	DEFENSE
SE Denson, Al	LE Duranko, Pete
SE Van Heusen, Billy	LE Smith, Paul
LT Brunelli, Sam	LT Inman, Jerry
LG Goeddeke, George	LT Mirich, Rex
C Kaminski, Larry	RT Costa, Dave
RG Young, Bob	RE Jackson, Rich
RG Homan, Jon	LLB Cunningham, Carl
RT Current, Mike	MLB Huard, John
TE Beer, Tom	RLB Forsberg, Fred
WR Crabtree, Eric	RLB Myrtle, Chip
WR Jones, Jimmy	LC Greer, Charlie
QB Briscoe, Marlin	RC Garrett, Drake
QB Tensi, Steve	FS Lentz, Jack
HB Little, Floyd	SS Jaquess, Pete
HB Lynch, Fran	
FB Ford, Garrett	
FB McCarthy, Brendan	

## 1968 COACHES

**Lou Saban** (Head Coach), **Whitey Dovell** (Offensive Line), **Hunter Enis** (Offensive Backfield), **Stan Jones** (Defensive Line), **Dick MacPherson** (Defensive Backfield), **Sam Rutigliano** (Wide Receivers).

## 1968 LEADERS / RANKINGS

		AFL	
INDIVIDUAL	PLAYER	NO.	RANK
Points	Howfield	57	13
Rushing Yards	Little	584	9
Passing Yards	Briscoe	1,589	6
Passer Rating	Briscoe	62.9	6
Receiving Yards	Crabtree	601	15
Receptions	Crabtree	35	15
Interceptions	Jaquess	5	71
		AFL	
OFFENSE	NO.	RANK	AFL LEADER
Points Per Game	18.2	7	Oakland
Total Yards Per Game	283.6	7	Oakland
Yards Per Play	4.5	7	Oakland
Rushing Yards Per Game	115.3	7	Kansas City
Net Passing Yards Per Game	168.4	6	San Diego
		AFL	
DEFENSE	NO.	RANK	AFL LEADER
Points Per Game	28.9	9	Kansas City
Total Yards Per Game	358.9	10	New York Jets
Yards Per Play	5.5	9	Houston
Rushing Yards Per Game	132.9	7	New York Jets
Net Passing Yards Per Game	225.9	10	Houston

## 1968 KEY AWARDS

**AP All-AFL (1):** DE Rich Jackson. **AFL All-Star Game (3):** DT Dave Costa, DE Rich Jackson, RB Floyd Little.

## 1968 AFL STANDINGS

### AFL EAST

Team	W	L	T	Pct	PF	PA
y-New York Jets	11	3	0	.786	419	280
Houston	7	7	0	.500	303	248
Miami	5	8	1	.385	276	355
Boston	4	10	0	.286	229	406
Buffalo	1	12	1	.077	199	367

### AFL WEST

Team	W	L	T	Pct	PF	PA
x-Kansas City	12	2	0	.857	371	170
x-Oakland	12	2	0	.857	453	233
San Diego	9	5	0	.643	382	310
<b>Denver</b>	<b>5</b>	<b>9</b>	<b>0</b>	<b>.357</b>	<b>255</b>	<b>404</b>
Cincinnati	3	11	0	.214	215	329

x – Made Playoffs; y – Division Title

## WESTERN DIVISIONAL PLAYOFF GAME

12/22 – at Oakland 41, Kansas City 6

## AFL CHAMPIONSHIP

12/29 – at New York Jets 27, Oakland 23

## 1968 NFL STANDINGS

### EAST-CAPITOL

Team	W	L	T	Pct	PF	PA
y-Dallas	12	2	0	.857	431	186
New York Giants	7	7	0	.500	294	325
Washington	5	9	0	.357	249	358
Philadelphia	2	12	0	.143	202	351

### EAST-CENTURY

Team	W	L	T	Pct	PF	PA
y-Cleveland	10	4	0	.714	394	273
St. Louis	9	4	1	.692	325	289
New Orleans	4	9	1	.308	246	327
Pittsburgh	2	11	1	.154	244	397

### WEST-CENTRAL

Team	W	L	T	Pct	PF	PA
y-Minnesota	8	6	0	.571	282	242
Chicago	7	7	0	.500	250	333
Green Bay	6	7	1	.462	281	227
Detroit	4	8	2	.333	207	241

### WEST-COASTAL

Team	W	L	T	Pct	PF	PA
y-Baltimore	13	1	0	.929	402	144
Los Angeles	10	3	1	.769	312	200
San Francisco	7	6	1	.538	303	310
Atlanta	2	12	0	.143	170	389

y – Division Title

## CONFERENCE CHAMPIONSHIPS

12/21 – at Cleveland 31, Dallas 20

12/22 – at Baltimore 24, Minnesota 14

## NFL CHAMPIONSHIP

12/29 – Baltimore 34, at Cleveland 0

## SUPER BOWL III (MIAMI)

1/12 – New York Jets (AFL) 16, Baltimore (NFL) 7

# 1967 FINAL STATISTICS (3-11)

Head Coach: Lou Saban AFL West: 4th Home Stadium: Bears Stadium

Date	W-L	Score	Opponent	Attendance	RUSHING	No.	Yds.	Avg.	Long	TD
Sept 3	W	26-21	Boston	35,488	Little	130	381	2.9	14	1
Sept 10	L	0-51	at Oakland	25,423	Mitchell	82	308	3.8	35	0
Sept 17	L	21-35	at Miami	29,381	Hickey	73	263	3.6	20	4
Sept 24	L	24-38	New York Jets	35,365	Hayes	85	255	3.0	18	4
Oct 1	L	6-10	at Houston	21,798	Gilchrist	10	21	2.1	6	0
Oct 8	L	16-17	Buffalo	35,188	Lynch	2	7	3.5	7	0
Oct 22	L	21-38	San Diego	34,464	LeClair	8	6	0.8	10	1
Oct 29	L	9-52	at Kansas City	44,002	Tensi	24	4	0.2	13	0
Nov 5	L	17-21	Oakland	29,043	Crabtree	2	2	1.0	6	0
Nov 12	L	18-20	Houston	30,392	Glacken	1	10	10.0	10	0
Nov 19	W	21-20	at Buffalo	30,891	Cassese	1	5	5.0	5	0
Nov 23	L	20-24	at San Diego	34,586	Scarpitto	1	5	5.0	5	0
Dec 3	W	33-24	at New York Jets	61,615	Denson	1	-2	-2.0	-2	0
Dec 17	L	24-38	Kansas City	31,660	<b>BRONCOS</b>	<b>420</b>	<b>1265</b>	<b>3.0</b>	<b>35</b>	<b>10</b>
					<b>OPPONENTS</b>	<b>444</b>	<b>2076</b>	<b>4.7</b>	<b>65</b>	<b>21</b>

TEAM STATISTICS	Den	Opp	RECEIVING					
TOTAL FIRST DOWNS	172	276	Denson	46	899	19.5	68t	11
Rushing	65	115	Crabtree	46	716	15.6	76t	5
Passing	91	143	Hayes	13	125	9.6	24	0
Penalty	16	18	Beer	11	155	14.1	29	0
TOTAL NET YARDS	2947	5201	Little	7	11	1.6	15	0
Avg. Per Game	210.5	371.5	White	5	87	17.4	40	0
Total Plays	852	921	Hickey	7	36	5.1	22t	1
Avg. Per Play	3.5	5.6	Mitchell	7	15	2.1	15	0
NET YARDS RUSHING	1265	2076	Sweeney	6	136	22.7	48	0
Avg. Per Game	90.4	148.3	Scarpitto	1	14	14.0	14	0
Total Rushes	420	444	Gilchrist	1	-4	-4.0	0	0
Avg. Per Rush	3.0	4.7	BRONCOS	150	2190	14.6	76t	17
NET YARDS PASSING	1682	3125	OPPONENTS	214	3289	15.3	79	27
Avg. Per Game	120.1	223.2						

SCORING	TD	Ru	Pa	Rt	PAT	FG	\$	PTS
Denson	11	0	11	0	0/0	0/0	0	66
Humphreys	0	0	0	0	18/19	7/15	0	39
Hickey	5	4	1	0	0/0	0/0	0	30
Crabtree	5	0	5	0	0/0	0/0	0	30
Hayes	4	4	0	0	0/0	0/0	0	26
Little	2	1	0	1	0/0	0/0	0	12
Wilson	2	0	0	2	0/0	0/0	0	12
Kroner	0	0	0	0	5/6	2/2	0	11
Duncan	0	0	0	0	3/3	2/5	0	9
Sellers	1	0	0	1	0/0	0/0	0	6
LeClair	1	1	0	0	0/0	0/0	0	6
LeClerc	0	0	0	0	2/2	1/6	0	5
Jackson	0	0	0	0	0/0	0/0	1	2
White	0	0	0	0	0/0	0/0	1	2
<b>BRONCOS</b>	<b>31</b>	<b>10</b>	<b>17</b>	<b>4</b>	<b>28/30</b>	<b>12/28</b>	<b>2</b>	<b>256</b>
<b>OPPONENTS</b>	<b>52</b>	<b>21</b>	<b>27</b>	<b>4</b>	<b>48/49</b>	<b>15/31</b>	<b>0</b>	<b>409</b>

SACKS: R. Jackson 4.5, Costa 4.5, Cox 2.5, Cunningham 2.5, Inman 1.5, Duranko 1, Myrtle 1, Mirich 1, Richter 0.5, **TOTAL 19.0**

PASSING	Att.	Comp.	Yds.	Comp. %	Yd./Att.	TD	TD %	Int	Int %	LG	Rtg.
Tensi	325	131	1915	40.3	5.89	16	4.9	17	5.2	76t	54.8
LeClair	45	19	275	42.2	6.11	1	6.1	1	2.2	48	60.9
Glacken	4	0	0	0.0	0.00	0	0.0	0	0.0	0	39.6
<b>BRONCOS</b>	<b>374</b>	<b>150</b>	<b>2190</b>	<b>40.1</b>	<b>5.86</b>	<b>17</b>	<b>4.5</b>	<b>18</b>	<b>4.8</b>	<b>76t</b>	<b>55.0</b>
<b>OPPONENTS</b>	<b>459</b>	<b>214</b>	<b>3289</b>	<b>46.6</b>	<b>7.17</b>	<b>27</b>	<b>5.9</b>	<b>28</b>	<b>6.1</b>	<b>79</b>	<b>65.0</b>

## 1967 PRIMARY STARTERS

OFFENSE	DEFENSE
SE Crabtree, Eric	LE Mirich, Rex
LT Brunelli, Sam	LT Inman, Jerry
LG Goeddeke, George	RT Costa, Dave
C Kaminski, Larry	RE Jackson, Rich
RG Mattson, Pat	LLB Cunningham, Carl
RT Cichowski, Tom	MLB Huard, John
TE Beer, Tom	MLB Duranko, Pete
FL Denson, Al	RLB Myrtle, Chip
QB Tensi, Steve	RLB Richter, Frank
HB Little, Floyd	LC Sellers, Goldie
HB Mitchell, Charlie	RC Wilson, Nemiah
FB Hickey, Bo	FS Lentz, Jack
FB Hayes, Wendell	SS Jaquess, Pete
	SS Cassese, Tom

## 1967 COACHES

**Lou Saban** (Head Coach), **Whitey Dovell** (Offensive Line), **Hunter Enis** (Offensive Backfield), **Stan Jones** (Defensive Line), **Dick MacPherson** (Linebackers), **Sam Rutigliano** (Wide Receivers).

## 1967 LEADERS / RANKINGS

AFL			AFL		
INDIVIDUAL	PLAYER	NO.	RANK	AFL LEADER	NO.
Points	Denson	66	10	Blanda (OAK)	116
Rushing Yards	Little	381	13	Nance (BOS)	1,216
Passing Yards	Tensi	1,915	8	Namath (NYJ)	4,007
Passer Rating	Tensi	54.8	7	Dawson (KC)	83.7
Receiving Yards	Denson	899	6	Maynard (NYJ)	1,434
Receptions	Crabtree/Denson	46	8t	Sauer (NYJ)	75
Interceptions	Sellers	7	5t	Three Players	10
AFL			AFL		
OFFENSE	NO.	RANK	AFL LEADER	NO.	
Points Per Game	18.3	7	Oakland	33.4	
Total Yards Per Game	210.5	9	New York Jets	368.0	
Yards Per Play	3.5	9	San Diego	5.8	
Rushing Yards Per Game	90.4	9	Houston	151.6	
Net Passing Yards Per Game	120.1	8	New York Jets	274.6	
AFL			AFL		
DEFENSE	NO.	RANK	AFL LEADER	NO.	
Points Per Game	29.2	9	Houston	14.2	
Total Yards Per Game	371.5	9	Oakland	235.3	
Yards Per Play	5.6	8	Oakland	3.8	
Rushing Yards Per Game	148.3	8	Oakland	80.6	
Net Passing Yards Per Game	223.2	8	Buffalo	130.4	

## 1967 KEY AWARDS

**AFL All-Star Game (4):** DT Dave Costa, WR Al Denson, C Larry Kaminski, CB Nemiah Wilson.

## 1967 AFL STANDINGS

### AFL EAST

Team	W	L	T	Pct	PF	PA
y-Houston	9	4	1	.692	258	199
New York Jets	8	5	1	.615	371	329
Buffalo	4	10	0	.286	237	285
Miami	4	10	0	.286	219	407
Boston	3	10	1	.231	280	389

### AFL WEST

Team	W	L	T	Pct	PF	PA
y-Oakland	13	1	0	.929	468	233
Kansas City	9	5	0	.643	408	254
San Diego	8	5	1	.615	360	352
Denver	3	11	0	.214	256	409

y – Division Title

## AFL CHAMPIONSHIP

12/31 – at Oakland 40, Houston 7

## 1967 NFL STANDINGS

### EAST-CAPITOL

Team	W	L	T	Pct	PF	PA
y-Dallas	9	5	0	.643	342	268
Philadelphia	6	7	1	.462	351	409
Washington	5	6	3	.455	347	353
New Orleans	3	11	0	.214	233	379

### EAST-CENTURY

Team	W	L	T	Pct	PF	PA
y-Cleveland	9	5	0	.643	334	297
New York Giants	7	7	0	.500	369	379
St. Louis	6	7	1	.462	333	356
Pittsburgh	4	9	1	.308	281	320

### WEST-CENTRAL

Team	W	L	T	Pct	PF	PA
y-Green Bay	9	4	1	.692	332	209
Chicago	7	6	1	.538	239	218
Detroit	5	7	2	.417	260	259
Minnesota	3	8	3	.273	233	294

### WEST-COASTAL

Team	W	L	T	Pct	PF	PA
y-Los Angeles	11	1	2	.917	398	196
Baltimore	11	1	2	.917	394	198
San Francisco	7	7	0	.500	273	337
Atlanta	1	12	1	.077	175	422

y – Division Title

## CONFERENCE CHAMPIONSHIPS

12/23 – at Green Bay 28, Los Angeles 7

12/24 – at Dallas 52, Cleveland 14

## NFL CHAMPIONSHIP

12/31 – at Green Bay 21, Dallas 17

## SUPER BOWL II (MIAMI)

1/14 – Green Bay (NFL) 33, Oakland (AFL) 14

# 1966 FINAL STATISTICS (4-10)

Head Coach: Mac Speedie (2) / Ray Malavasi (12) AFL West: 4th Home Stadium: Bears Stadium

Date	W-L	Score	Opponent	Attendance	RUSHING	No.	Yds.	Avg.	Long	TD
Sept 3	L	7-45	at Houston	30,156	Haynes	105	417	4.0	56	1
Sept 18	L	10-24	Boston	25,337	Haynes	129	304	2.4	20	2
Sept 25	L	7-16	New York Jets	29,878	Mitchell	70	199	2.8	21	0
Oct 2	W	40-38	Houston	27,203	Scarpitto	4	110	27.5	63	1
Oct 8	L	10-37	at Kansas City	33,929	Lester	34	84	2.5	10	0
Oct 16	L	7-24	at Miami	23,393	Choboian	21	45	2.1	12	2
Oct 23	L	10-56	Kansas City	26,196	Slaughter	1	10	10.0	10	0
Oct 30	L	17-24	at San Diego	25,819	Kellogg	6	3	0.5	5	0
Nov 6	W	17-10	at Boston	18,154	McCormick	4	2	0.5	3	0
Nov 20	L	3-17	Oakland	26,703	Glacken	2	-1	-0.5	5	0
Nov 27	W	20-17	San Diego	24,860	<b>BRONCOS</b>	<b>376</b>	<b>1173</b>	<b>3.1</b>	<b>63</b>	<b>6</b>
Dec 4	W	17-7	Miami	32,592	<b>OPPONENTS</b>	<b>471</b>	<b>2029</b>	<b>4.6</b>	<b>61</b>	<b>17</b>
Dec 11	L	10-28	at Oakland	31,765						
Dec 18	L	21-38	at Buffalo	40,538						

TEAM STATISTICS	Den	Opp
TOTAL FIRST DOWNS	171	251
Rushing	61	101
Passing	95	122
Penalty	14	28
TOTAL NET YARDS	3168	4544
Avg. Per Game	226.3	324.6
Total Plays	815	871
Avg. Per Play	3.9	5.2
NET YARDS RUSHING	1173	2029
Avg. Per Game	83.8	144.9
Total Rushes	376	441
Avg. Per Rush	3.1	4.6
NET YARDS PASSING	1995	2515
Avg. Per Game	142.5	179.6
Sacked/Yards Lost	37/356	33/304
Att./Completions	402/166	396/192
Completion Pct.	41.3	48.5
Had Intercepted	30	13
PUNTS/AVERAGE	77/45.2	60/42.7
Had Blocked	1	0
PUNT RETURNS	26/235	38/296
Avg. Per Return	9.0	7.8
KICKOFF RETURNS	58/1558	43/1000
Avg. Per Return	26.9	23.3
INTERCEPTIONS/RET.	13/109	30/545
PENALTIES/YARDS	66/773	75/571
FUMBLES/BALL LOST	36/17	35/18
TOUCHDOWNS	22	47
Rushing	6	17
Passing	12	26
Others	4	4
PAT (Kicking)	20/20	46/46
PAT (Passing)	1/2	1/1
PAT (Rushing)	0	0
FIELD GOALS	14/25	17/40

SCORING	TD	Ru	Pa	Rt	PAT	FG	\$	PTS
Kroner	0	0	0	0	20/20	14/25	0	62
Scarpitto	5	1	4	0	0/0	0/0	0	32
Haynes	3	2	1	0	0/0	0/0	0	18
Denson	3	0	3	0	0/0	0/0	0	18
Mitchell	2	0	2	0	0/0	0/0	0	12
Sellers	2	0	0	2	0/0	0/0	0	12
Choboian	2	2	0	0	0/0	0/0	0	12
Taylor	1	0	1	0	0/0	0/0	0	6
Haynes	1	1	0	0	0/0	0/0	0	6
Bramlett	1	0	0	1	0/0	0/0	0	6
Lester	1	0	1	0	0/0	0/0	0	6
Wilson	1	0	0	1	0/0	0/0	0	6
<b>BRONCOS</b>	<b>22</b>	<b>6</b>	<b>12</b>	<b>4</b>	<b>20/20</b>	<b>14/25</b>	<b>0</b>	<b>196</b>
<b>OPPONENTS</b>	<b>47</b>	<b>17</b>	<b>26</b>	<b>4</b>	<b>46/46</b>	<b>17/40</b>	<b>0</b>	<b>381</b>

RECEIVING	No.	Yds.	Avg.	Long	TD
Haynes	46	480	10.4	52	1
Denson	36	725	20.1	65	3
Taylor	35	448	12.8	32	1
Scarpitto	21	335	16.0	62	4
Mitchell	14	239	17.1	79	2
Hayes	8	49	6.1	29	0
Lester	2	26	13.0	21	1
Crabtree	1	38	38.0	38	0
Franci	1	8	8.0	8	0
Kellogg	1	5	5.0	5	0
Wright	1	-2	-2.0	-2	0
<b>BRONCOS</b>	<b>166</b>	<b>2351</b>	<b>14.2</b>	<b>79</b>	<b>12</b>
<b>OPPONENTS</b>	<b>192</b>	<b>2819</b>	<b>14.7</b>	<b>79</b>	<b>26</b>

INTERCEPTIONS	No.	Yds.	Avg.	Long	TD
Brown	3	37	12.3	31	0
Sellers	3	24	8.0	24	0
Matsos	2	10	5.0	5	0
Hopkins	2	9	4.5	9	0
Wright	1	15	15.0	15	0
Bramlett	1	12	12.0	12t	0
Wilson	1	2	2.0	2	0
<b>BRONCOS</b>	<b>13</b>	<b>109</b>	<b>8.4</b>	<b>31</b>	<b>0</b>
<b>OPPONENTS</b>	<b>30</b>	<b>545</b>	<b>18.2</b>	<b>—</b>	<b>1</b>

PUNTING	No.	Yds.	Avg.	Long	B
Scarpitto	76	3480	45.8	70	1
<b>BRONCOS</b>	<b>77</b>	<b>2878</b>	<b>45.2</b>	<b>70</b>	<b>1</b>
<b>OPPONENTS</b>	<b>60</b>	<b>2564</b>	<b>42.7</b>	<b>68</b>	<b>0</b>

PUNT RETURNS	No.	Yds.	Avg.	Long	TD
Haynes	10	119	11.9	42	0
Scott	7	56	8.0	21	0
Sellers	6	49	8.2	17	0
Wilson	2	10	5.0	10	0
Lester	1	1	1.0	1	0
<b>BRONCOS</b>	<b>26</b>	<b>235</b>	<b>9.0</b>	<b>42</b>	<b>0</b>
<b>OPPONENTS</b>	<b>38</b>	<b>296</b>	<b>7.8</b>	<b>—</b>	<b>0</b>

KICKOFF RETURNS	No.	Yds.	Avg.	Long	TD
Sellers	19	541	28.5	100t	2
Wilson	10	309	30.9	100t	1
Scott	9	282	31.3	77	0
Haynes	9	229	25.4	43	0
Crabtree	5	129	25.8	32	0
Mitchell	3	55	18.3	26	0
Lester	1	11	11.0	11	0
Sturm	1	2	2.0	2	0
Inman	1	0	0.0	0	0
<b>BRONCOS</b>	<b>58</b>	<b>1558</b>	<b>26.9</b>	<b>100t</b>	<b>3</b>
<b>OPPONENTS</b>	<b>43</b>	<b>1000</b>	<b>23.3</b>	<b>—</b>	<b>0</b>

SACKS: Bramlett 9.5, LaRose 4.5, Keating 3.5, Leetzow 3, Jacobs 2, Hopkins 1.5, Jeter 1.5, Gonsoulin 1, Tarasovic 1, Cox 0.5, Team 5, TOTAL 33.0

PASSING	Att.	Comp.	Yds.	Comp. %	Yd./Att.	TD	TD%	Int	Int%	LG	Rtg.
Choboian	163	82	1110	50.3	6.81	4	2.5	12	7.4	79	49.9
McCormick	193	68	993	35.2	5.15	6	3.1	15	7.8	64	30.9
Slaughter	25	7	124	28.0	4.96	1	4.0	0	0.0	67	61.1
Glacken	11	6	84	54.5	7.64	1	9.1	0	0.0	22	109.7
Rote	8	3	40	37.5	5.00	0	0.0	1	12.5	20	14.6
Haynes	2	0	0	0.0	0.00	0	0.0	2	100.0	0	0.0
<b>BRONCOS</b>	<b>402</b>	<b>166</b>	<b>2351</b>	<b>41.3</b>	<b>5.85</b>	<b>12</b>	<b>3.0</b>	<b>30</b>	<b>7.5</b>	<b>79</b>	<b>39.7</b>
<b>OPPONENTS</b>	<b>396</b>	<b>192</b>	<b>2819</b>	<b>48.5</b>	<b>7.12</b>	<b>26</b>	<b>6.6</b>	<b>13</b>	<b>3.3</b>	<b>79</b>	<b>80.4</b>

## 1966 PRIMARY STARTERS

OFFENSE	DEFENSE
SE Taylor, Lionel	LE Leetow, Max
LT Breitenstein, Bob	LE La Rose, Don
LG Sturm, Jerry	LT Jacobs, Ray
C Kubala, Ray	RT Cox, Larry
C Kaminski, Larry	RT Keating, Bill
RG Gonzaga, John	RE Young, Bob
RG Homan, Jon	LLB Hopkins, Jerry
RT Burnet, Lee	LLB Jeter, Eugene
TE Denson, Al	MLB Matsos, Archie
FL Scarpitto, Bob	RLB Bramlett, John
QB McCormick, John	LC Brown, Willie
QB Choboian, Max	LC Sellers, Goldie
HB Haynes, Abner	RC Wilson, Nemiah
HB Mitchell, Charlie	LS Wright, Lonnie
FB Hayes, Wendell	RS Gonsoulin, Goose

## 1966 COACHES

**Mac Speedie** (Head Coach - First 2 Gms.), **Dale Dodrill** (Defensive Line), **Ray Malavasi** (Offensive Line / Head Coach - Final 12 Gms.), **Marv Matuszak** (Defensive Backfield), **Bus Mertes** (Offensive Backfield).

## 1966 LEADERS / RANKINGS

			AFL	
INDIVIDUAL	PLAYER	NO.	RANK	AFL LEADER . . . . . NO.
Points	Kroner . . . . .	62	12	Cappelletti (BOS) . . . . . 119
Rushing Yards	Hayes . . . . .	417	11	Nance (BOS) . . . . . 1,458
Passing Yards	Choboian . . . . .	1,110	9	Namath (NYJ) . . . . . 3,379
Passer Rating	Choboian . . . . .	49.9	9	Dawson (KC) . . . . . 101.7
Receiving Yards	Denson . . . . .	725	9	Alworth (SD) . . . . . 1,383
Receptions	Haynes . . . . .	46	11t	Alworth (SD) . . . . . 73
Interceptions	Brown/Sellers . . . . .	3	24t	Hunt/Robinson (KC) . . . . . 10
			AFL	
OFFENSE		NO.	RANK	AFL LEADER . . . . . NO.
Points Per Game		14.0	9	Kansas City . . . . . 32.0
Total Yards Per Game		226.3	9	Kansas City . . . . . 365.3
Yards Per Play		3.9	9	Kansas City . . . . . 6.0
Rushing Yards Per Game		83.8	9	Kansas City . . . . . 162.4
Net Passing Yards Per Game		142.5	9	New York Jets . . . . . 247.4
			AFL	
DEFENSE		NO.	RANK	AFL LEADER . . . . . NO.
Points Per Game		27.2	8	Buffalo . . . . . 18.2
Total Yards Per Game		324.6	6	Oakland . . . . . 279.3
Yards Per Play		5.2	7	Oakland . . . . . 4.6
Rushing Yards Per Game		144.9	8	Buffalo . . . . . 75.1
Net Passing Yards Per Game		179.6	3	Oakland . . . . . 151.3

## 1966 KEY AWARDS

**All-AFL (1):** P Bob Scarpitto. **AFL All-Star Game (4):** LB John Bramlett, S Goose Gonsoulin, P Bob Scarpitto, G Jerry Sturm.

## 1966 AFL STANDINGS

### AFL EAST

Team	W	L	T	Pct	PF	PA
y-Buffalo	9	4	1	.692	358	255
Boston	8	4	2	.667	315	283
New York Jets	6	6	2	.500	322	312
Houston	3	11	0	.214	335	396
Miami	3	11	0	.214	213	362

### AFL WEST

Team	W	L	T	Pct	PF	PA
y-Kansas City	11	2	1	.846	448	276
Oakland	8	5	1	.615	315	288
San Diego	7	6	1	.538	335	284
Denver	4	10	0	.286	196	381

y - Division Title

## AFL CHAMPIONSHIP

1/1 - Kansas City 31, at Buffalo 7

## 1966 NFL STANDINGS

### NFL EAST

Team	W	L	T	Pct	PF	PA
y-Dallas	10	3	1	.769	445	239
Cleveland	9	5	0	.643	403	259
Philadelphia	9	5	0	.643	326	340
St. Louis	8	5	1	.615	264	265
Washington	7	7	0	.500	351	355
Pittsburgh	5	8	1	.385	316	347
Atlanta	3	11	0	.214	204	437
New York Giants	1	12	1	.077	263	501

### NFL WEST

Team	W	L	T	Pct	PF	PA
y-Green Bay	12	2	0	.857	335	163
Baltimore	9	5	0	.643	314	226
Los Angeles	8	6	0	.571	289	212
San Francisco	6	6	2	.500	320	325
Chicago	5	7	2	.417	234	272
Detroit	4	9	1	.308	206	317
Minnesota	4	9	1	.308	292	304

y - Division Title

## NFL CHAMPIONSHIP

1/1 - Green Bay 34, at Dallas 27

## SUPER BOWL I (Los Angeles)

1/15 - Green Bay (NFL) 35, Kansas City (AFL) 10



# 1965 FINAL STATISTICS (4-10)

Head Coach: Mac Speedie    AFL West: 4th    Home Stadium: Bears Stadium

Date	W-L	Score	Opponent	Attendance	RUSHING	No.	Yds.	Avg.	Long	TD
Sept 11	L	31-34	at San Diego	27,022	Gilchrist	252	954	3.8	44	6
Sept 19	L	15-30	Buffalo	30,682	Hayes	130	526	4.1	43	5
Sept 24	W	27-10	at Boston	26,782	Haynes	41	166	4.1	47	3
Oct 3	W	16-13	New York Jets	34,988	Scarpitto	4	94	23.5	44	0
Oct 10	L	23-31	Kansas City	31,001	Slaughter	20	75	3.8	13	0
Oct 17	W	28-17	Houston	32,492	Barry	2	19	9.5	11	0
Oct 24	L	13-31	at Buffalo	45,046	Lee	2	1	0.5	2	0
Oct 31	L	10-45	at New York Jets	53,717	McCormick	1	-2	-2.0	-2	0
Nov 7	L	21-35	San Diego	33,073	Denson	1	-4	-4.0	-4	0
Nov 14	W	31-21	at Houston	28,126	<b>BRONCOS</b>	<b>453</b>	<b>1829</b>	<b>4.0</b>	<b>47</b>	<b>14</b>
Nov 21	L	20-28	Oakland	30,369	<b>OPPONENTS</b>	<b>384</b>	<b>1337</b>	<b>3.5</b>	<b>41</b>	<b>24</b>
Dec 5	L	13-24	at Oakland	19,023	<b>RECEIVING</b>	<b>No.</b>	<b>Yds.</b>	<b>Avg.</b>	<b>Long</b>	<b>TD</b>
Dec 12	L	20-28	Boston	27,207	Taylor	85	1131	13.3	63	6
Dec 19	L	35-45	at Kansas City	14,421	Scarpitto	32	585	18.3	90t	5

TEAM STATISTICS	Den	Opp	BRONCOS	OPPONENTS
TOTAL FIRST DOWNS	255	244	222	2848
Rushing	111	87	202	3265
Passing	117	138		
Penalty	27	19		
TOTAL NET YARDS	4469	4297		
Avg. Per Game	319.2	306.9		
Total Plays	959	850		
Avg. Per Play	4.7	5.1		
NET YARDS RUSHING	1829	1337		
Avg. Per Game	130.6	95.5		
Total Rushes	453	384		
Avg. Per Rush	4.0	3.5		
NET YARDS PASSING	2640	2960		
Avg. Per Game	188.6	211.4		
Sacked/Yards Lost	24/208	26/305		
Att./Completions	482/222	440/202		
Completion Pct.	46.1	45.9		
Had Intercepted	30	25		
PUNTS/AVERAGE	68/42.3	73/45.8		
PENALTIES/YARDS	69/750	86/836		
FUMBLES/BALL LOST	29/16	27/14		
TOUCHDOWNS	38	50		
Rushing	14	24		
Passing	18	23		
Punt Returns	1	1		
Pass Interceptions	3	2		
Fumble Returns	2	0		
Safety	0	0		
PAT (Total)	34	50		
Kicking	32/32	50/50		
Running	1/2	0/0		
Passing	1/4	0/0		
FIELD GOALS	13/29	14/23		

INTERCEPTIONS	No.	Yds.	Avg.	Long	TD
Gonsoulin	6	91	15.2	32	0
Griffin	4	109	27.3	44	1
Wilson	3	118	39.3	65	1
Cooke	3	36	12.0	28	0
Farr	2	22	11.0	17	0
Brown	2	18	9.0	18	0
McGeever	1	36	36.0	36	0
Bramlett	1	25	25.0	25t	1
Hopkins	1	7	7.0	7	0
Erlandson	1	3	3.0	3	0
Janerette	1	0	0.0	0	0
<b>BRONCOS</b>	<b>25</b>	<b>465</b>	<b>18.6</b>	<b>65</b>	<b>3</b>
<b>OPPONENTS</b>	<b>30</b>	<b>426</b>	<b>14.2</b>	<b>—</b>	<b>2</b>

PUNTING	No.	Yds.	Avg.	Long	B
Scarpitto	67	2833	42.3	67	—
—McCormick	1	45	45.0	45	—
<b>BRONCOS</b>	<b>68</b>	<b>2878</b>	<b>42.3</b>	<b>67</b>	<b>0</b>
<b>OPPONENTS</b>	<b>73</b>	<b>3347</b>	<b>45.8</b>	<b>73</b>	<b>1</b>

PUNT RETURNS	No.	Yds.	Avg.	Long	TD
Barry	21	210	10.0	38	0
Haynes	14	121	8.6	57t	1
Bussell	2	24	12.0	21	0
<b>BRONCOS</b>	<b>37</b>	<b>355</b>	<b>9.6</b>	<b>57t</b>	<b>1</b>
<b>OPPONENTS</b>	<b>26</b>	<b>343</b>	<b>13.2</b>	<b>—</b>	<b>1</b>

KICKOFF RETURNS	No.	Yds.	Avg.	Long	TD
Haynes	34	901	26.5	60	0
Barry	26	611	23.5	64	0
Bussell	5	103	20.6	32	0
Hayes	4	93	23.3	30	0
Carmichael	1	15	15.0	15	0
Dixon	1	8	8.0	8	0
<b>BRONCOS</b>	<b>71</b>	<b>1731</b>	<b>24.4</b>	<b>64</b>	<b>0</b>
<b>OPPONENTS</b>	<b>58</b>	<b>1197</b>	<b>20.6</b>	<b>—</b>	<b>0</b>

**SACKS:** Bramlett 6, Moore 3.5, Jacobs 3.5, Erlandson 3, Janerette 3, Leeztow 2, Brown 1, Cooke 1, Cummings 1, McGeever 1, Team 1, **TOTAL 26.0**

PASSING	Att.	Comp.	Yds.	Comp.%	Yd./Att.	TD	TD%	Int	Int%	LG	Rtg.
McCormick	253	103	1292	40.7	5.11	7	2.8	14	5.5	90t	43.5
Slaughter	147	75	864	51.0	5.88	6	4.1	12	8.2	51	48.7
Lee	80	44	692	55.0	8.65	5	6.3	3	3.8	66	89.2
Haynes	1	0	0	0.0	0.00	0	0.0	0	0.0	—	39.6
Hayes	1	0	0	0.0	0.00	0	0.0	1	100.0	—	0.0
<b>BRONCOS</b>	<b>482</b>	<b>222</b>	<b>2848</b>	<b>46.1</b>	<b>5.91</b>	<b>18</b>	<b>3.7</b>	<b>30</b>	<b>6.2</b>	<b>90t</b>	<b>51.6</b>
<b>OPPONENTS</b>	<b>440</b>	<b>202</b>	<b>3265</b>	<b>45.9</b>	<b>7.42</b>	<b>23</b>	<b>5.2</b>	<b>25</b>	<b>5.7</b>	<b>78</b>	<b>65.0</b>

## 1965 PRIMARY STARTERS

OFFENSE	DEFENSE
SE Taylor, Lionel	LE Cooke, Ed
LT Breitenstein, Bob	LT Jacobs, Ray
LG Sturm, Jerry	RT Janerette, Charlie
LG Nomina, Tom	RE Leetow, Max
C Kubala, Ray	RE Moore, Leroy
RG McCullough, Bob	LLB Erlandson, Tom
RT Danenhauer, Elden	MLB Hopkins, Jerry
TE Dixon, Hewritt	MLB Cummings, Ed
TE Denson, Al	RLB Bramlett, John
FL Scarpitto, Bob	LC Brown, Willie
QB Slaughter, Mickey	LC McMillan, Jim
QB McCormick, John	RC McGeever, John
HB Haynes, Abner	LS Farr, Miller
HB Mitchell, Charlie	LS Griffin, John
FB Gilchrist, Cookie	RS Gonsoulin, Goose
FB Hayes, Wendell	

## 1965 COACHES

**Mac Speedie** (Head Coach), **George Dickson** (Defensive Backfield), **Bus Mertes** (Offensive Backfield), **Red Miller** (Offensive Line), **Ray Malavasi** (Defensive Line).

## 1965 LEADERS / RANKINGS

			AFL	
INDIVIDUAL	PLAYER	NO.	RANK	AFL LEADER . . . . NO.
Points	Kroner . . . . .	71	10	Cappelletti (BOS) . . . 132
Rushing Yards	Gilchrist . . . . .	954	2	Lowe (SD) . . . . . 1,121
Passing Yards	McCormick . . . . .	1,292	8	Hadl (SD) . . . . . 2,798
Passer Rating	McCormick . . . . .	43.5	9	Dawson (KC) . . . . . 81.3
Receiving Yards	Taylor . . . . .	1,131	3	Alworth (SD) . . . . . 1,602
Receptions	Taylor . . . . .	85	1	Taylor (DEN) . . . . . 85
Interceptions	Gonsoulin . . . . .	6	6t	Hicks (HOU) . . . . . 9
OFFENSE . . . . . NO.			AFL RANK	AFL LEADER . . . . NO.
Points Per Game . . . . .		21.6	4	San Diego . . . . . 24.3
Total Yards Per Game . . . . .		319.2	2	San Diego . . . . . 364.4
Yards Per Play . . . . .		4.7	4	Kansas City . . . . . 5.1
Rushing Yards Per Game . . . . .		130.6	2	San Diego . . . . . 142.7
Net Passing Yards Per Game . . . . .		188.6	3	San Diego . . . . . 221.6
			AFL RANK	AFL LEADER . . . . NO.
DEFENSE . . . . . NO.				
Points Per Game . . . . .		28.0	7	Buffalo . . . . . 16.1
Total Yards Per Game . . . . .		306.9	7	San Diego . . . . . 233.0
Yards Per Play . . . . .		5.1	7	San Diego . . . . . 4.0
Rushing Yards Per Game . . . . .		95.5	3	San Diego . . . . . 78.1
Net Passing Yards Per Game . . . . .		211.4	7	San Diego . . . . . 154.9

## 1965 KEY AWARDS

**All-AFL (3):** T Eldon Danenhauer, FB Cookie Gilchrist, WR Lionel Taylor. **AFL All-Star Game (2):** T Eldon Danenhauer, FB Cookie Gilchrist.

## 1965 AFL STANDINGS

### AFL EAST

Team	W	L	T	Pct	PF	PA
y-Buffalo	10	3	1	.769	313	226
New York Jets	5	8	1	.385	285	303
Boston	4	8	2	.333	244	302
Houston	4	10	0	.286	298	429

### AFL WEST

Team	W	L	T	Pct	PF	PA
y-San Diego	9	2	3	.818	340	227
Oakland	8	5	1	.615	298	239
Kansas City	7	5	2	.583	322	285
Denver	4	10	0	.286	303	392

y – Division Title

### AFL CHAMPIONSHIP

12/26 – Buffalo 23, at San Diego 0

## 1965 NFL STANDINGS

### NFL EAST

Team	W	L	T	Pct	PF	PA
y-Cleveland	11	3	0	.786	363	325
Dallas	7	7	0	.500	325	280
New York Giants	7	7	0	.500	270	338
Washington	6	8	0	.429	257	301
Philadelphia	5	9	0	.357	363	359
St. Louis	5	9	0	.357	296	309
Pittsburgh	2	12	0	.143	202	397

### NFL WEST

Team	W	L	T	Pct	PF	PA
x-Baltimore	10	3	1	.769	389	284
x-Green Bay	10	3	1	.769	316	224
Chicago	9	5	0	.643	409	275
San Francisco	7	6	1	.538	421	402
Minnesota	7	7	0	.500	383	403
Detroit	6	7	1	.462	257	295
Los Angeles	4	10	0	.286	269	328

x – Made Playoffs; y – Division Title

### WESTERN CONFERENCE PLAYOFF GAME

12/26 – at Green Bay 13, Baltimore 10 (OT)

### NFL CHAMPIONSHIP

1/2 – at Green Bay 23, Cleveland 12

# 1964 FINAL STATISTICS (2-11-1)

Head Coach: Jack Faulkner (4) / Mac Speedie (10) AFL West: 4th Home Stadium: Bears Stadium

Date	W-L	Score	Opponent	Attendance	RUSHING	No.	Yds.	Avg.	Long	TD
Sept 12	L	6-30	at New York Jets	45,665	Mitchell	177	590	3.3	33	5
Sept 20	L	13-30	at Buffalo	28,501	Joe	112	415	3.7	51	2
Sept 27	L	17-38	Houston	22,651	Lee	42	163	3.8	16	3
Oct 4	L	10-39	Boston	15,485	Slaughter	20	54	2.7	18	0
Oct 11	W	33-27	Kansas City	16,285	Mingo	6	26	4.3	9	0
Oct 18	L	14-42	at San Diego	23,332	Stone	12	26	2.2	5	0
Oct 25	L	7-40	at Oakland	17,858	Dixon	18	25	1.4	17	0
Nov 1	L	39-49	at Kansas City	15,053	Barry	3	7	2.3	11	0
Nov 8	L	20-31	San Diego	19,670	Scarpitto	1	5	5.0	5	0
Nov 15	W	20-16	New York Jets	11,309	<b>BRONCOS</b>	<b>391</b>	<b>1311</b>	<b>3.4</b>	<b>51</b>	<b>10</b>
Nov 20	L	7-12	at Boston	24,979	<b>OPPONENTS</b>	<b>424</b>	<b>2064</b>	<b>4.9</b>	<b>58</b>	<b>21</b>
Nov 29	T	20-20	Oakland	15,958						
Dec 13	L	19-30	Buffalo	14,431						
Dec 20	L	15-34	at Houston	15,839						

TEAM STATISTICS	Den	Opp
TOTAL FIRST DOWNS	207	271
Rushing	78	100
Passing	116	148
Penalty	13	23
TOTAL NET YARDS	3332	4970
Avg. Per Game	238.0	355.0
Total Plays	908	908
Avg. Per Play	3.7	5.5
NET YARDS RUSHING	1311	2064
Avg. Per Game	93.6	147.4
Total Rushes	391	424
Avg. Per Rush	3.4	4.9
NET YARDS PASSING	2021	2906
Avg. Per Game	144.4	207.6
Sacked/Yards Lost	61/520	44/447
Att./Completions	456/230	440/215
Completion Pct.	50.4	48.9
Had Intercepted	32	32
PUNTS/AVERAGE	83/43.4	59/41.4
PENALTIES/YARDS	76/774	63/573
FUMBLES/BALL LOST	27/8	40/21
TOUCHDOWNS	28	52
Rushing	10	21
Passing	14	29
Punt Returns	1	1
Pass Interceptions	1	1
Fumble Returns	2	0
Safety	1	4
PAT (Total)	25	52
Kicking	22/25	52/52
Running	1	0
Passing	2	0
FIELD GOALS	14/34	22/25

SCORING	TD	Ru	Pa	Rt	PAT	FG	\$	PTS
Taylor	7	0	7	0	0/0	0/0	0	42
Mingo	0	0	0	0	9/10	8/12	0	33
Mitchell	6	5	1	0	0/0	0/0	0	36
Guesman	0	0	0	0	13/15	6/22	0	31
Scarpitto	4	0	4	0	0/0	0/0	0	24
Lee	3	3	0	0	0/0	0/0	0	18
Joe	2	2	0	0	0/0	0/0	0	14
Denson	1	0	1	0	0/0	0/0	0	8
Dixon	1	0	1	0	0/0	0/0	0	6
Barry	1	0	0	1	0/0	0/0	0	6
Cooke	1	0	0	1	0/0	0/0	0	6
Janik	1	0	0	1	0/0	0/0	0	6
McMillin	1	0	0	1	0/0	0/0	0	6
Slaughter	0	0	0	0	0/0	0/0	0	2
TEAM	0	0	0	0	0/0	0/0	1	2
<b>BRONCOS</b>	<b>28</b>	<b>10</b>	<b>14</b>	<b>4</b>	<b>22/25</b>	<b>14/34</b>	<b>1</b>	<b>240</b>
<b>OPPONENTS</b>	<b>52</b>	<b>21</b>	<b>29</b>	<b>2</b>	<b>52/52</b>	<b>22/25</b>	<b>4</b>	<b>438</b>

RECEIVING	No.	Yds.	Avg.	Long	TD
Taylor	76	873	11.5	57	7
Dixon	38	585	15.4	62	1
Scarpitto	35	375	10.7	37	4
Mitchell	33	225	6.8	58	1
Denson	25	383	15.3	82t	1
Joe	12	16	1.3	15	0
Stone	4	38	9.5	16	0
Barry	4	31	7.8	13	0
Mingo	3	15	5.0	8	0
<b>BRONCOS</b>	<b>230</b>	<b>2541</b>	<b>11.0</b>	<b>82t</b>	<b>14</b>
<b>OPPONENTS</b>	<b>215</b>	<b>3353</b>	<b>15.6</b>	<b>66</b>	<b>29</b>

INTERCEPTIONS	No.	Yds.	Avg.	Long	TD
Brown	9	140	15.6	45	0
Gonsoulin	7	125	17.9	36	0
McGeever	6	60	10.0	19	0
Matuszak	2	16	8.0	8	0
Hopkins	2	11	5.5	9	0
Moore	1	70	70.0	70	0
Janik	1	22	22.0	22t	1
Wright	1	11	11.0	11	0
McMillin	1	3	3.0	3	0
Fraser	1	1	1.0	1	0
West	1	0	0.0	0	0
<b>BRONCOS</b>	<b>32</b>	<b>459</b>	<b>14.3</b>	<b>70</b>	<b>1</b>
<b>OPPONENTS</b>	<b>32</b>	<b>441</b>	<b>13.8</b>	<b>—</b>	<b>1</b>

PUNTING	No.	Yds.	Avg.	Long	B
Fraser	72	3225	44.7	67	—
Janik	10	374	37.4	49	—
<b>BRONCOS</b>	<b>83</b>	<b>3559</b>	<b>43.4</b>	<b>67</b>	<b>1</b>
<b>OPPONENTS</b>	<b>59</b>	<b>2441</b>	<b>41.4</b>	<b>71</b>	<b>0</b>

PUNT RETURNS	No.	Yds.	Avg.	Long	TD
Barry	16	149	9.3	52t	1
Mitchell	9	110	12.2	54	0
<b>BRONCOS</b>	<b>25</b>	<b>259</b>	<b>10.4</b>	<b>54</b>	<b>1</b>
<b>OPPONENTS</b>	<b>40</b>	<b>526</b>	<b>13.2</b>	<b>—</b>	<b>1</b>

KICKOFF RETURNS	No.	Yds.	Avg.	Long	TD
Barry	47	1245	26.5	60	0
Mitchell	10	221	22.1	28	0
Mingo	8	163	20.4	42	0
Dixon	6	89	14.8	24	0
Olson	2	27	13.5	15	0
Shackelford	1	13	13.0	13	0
Jordan	1	0	0.0	0	0
Sturm	1	0	0.0	0	0
<b>BRONCOS</b>	<b>76</b>	<b>1758</b>	<b>23.1</b>	<b>60</b>	<b>0</b>
<b>OPPONENTS</b>	<b>44</b>	<b>1166</b>	<b>26.5</b>	<b>—</b>	<b>0</b>

**SACKS:** Hopkins 8, Fraser 7.5, Janerette 6, Cooke 4, Matuszak 4, Jacobs 3.5, Moore 3.5, Erlandson 3, McGeever 1, Jordan 1, Team 2.5, **TOTAL 44.0**

PASSING	Att.	Comp.	Yds.	Comp.%	Yd./Att.	TD	TD%	Int	Int%	LG	Rtg.
Lee	265	133	1611	50.2	6.08	11	4.2	20	7.5	82t	51.6
Slaughter	189	97	930	51.3	4.92	3	1.6	11	5.8	39	46.4
Mitchell	1	0	0	0.0	0.00	0	0.0	0	0.0	0	39.6
Taylor	1	0	0	0.0	0.00	0	0.0	1	100.0	0	0.0
<b>BRONCOS</b>	<b>456</b>	<b>230</b>	<b>2541</b>	<b>50.4</b>	<b>5.57</b>	<b>14</b>	<b>3.1</b>	<b>32</b>	<b>7.0</b>	<b>82t</b>	<b>48.3</b>
<b>OPPONENTS</b>	<b>440</b>	<b>215</b>	<b>3353</b>	<b>48.9</b>	<b>7.62</b>	<b>29</b>	<b>6.6</b>	<b>32</b>	<b>7.3</b>	<b>66</b>	<b>66.2</b>

## 1964 PRIMARY STARTERS

OFFENSE	DEFENSE
SE Taylor, Lionel	LE Jacobs, Ray
LT Olson, Harold	LT Guesman, Dick
LG Perkins, Jim	RT Janerette, Charlie
LG Nomina, Tom	RE Cooke, Ed
C Sturm, Jerry	RE Moore, Leroy
RG McCullough, Bob	LLB Hopkins, Jerry
RT Danenhauer, Eldon	LLB Erlandson, Tom
TE Dixon, Hewritt	MLB Matuszak, Marv
FL Scarpitto, Bob	RLB Fraser, Jim
FL Denson, Al	LC Brown, Willie
QB Lee, Jacky	RC West, Willie
QB Slaughter, Mickey	RC Griffin, John
HB Mitchell, Charley	LS McGeever, John
HB Haynes, Abner	RS Gonsoulin, Goose
FB Joe, Billy	

## 1964 COACHES

**Jack Faulkner** (Head Coach - First 4 Gms.), **George Dickson** (Defensive Backfield), **Ray Malavasi** (Defensive Line), **Bill Meek** (Offensive Backfield), **Red Miller** (Offensive Line), **Mac Speedie** (Offensive End / Head Coach - Final 10 Gms.).

## 1964 LEADERS / RANKINGS

			AFL	
INDIVIDUAL	PLAYER	NO.	RANK	AFL LEADER . . . . . NO.
Points	Taylor . . . . .	42	20t	Cappelletti (BOS) . . . . . 155
Rushing Yards	Mitchell . . . . .	590	7	Gilchrist (BUF) . . . . . 981
Passing Yards	Lee . . . . .	1,611	8	Parilli (BOS) . . . . . 3,465
Passer Rating	Lee . . . . .	51.6	8	Dawson (KC) . . . . . 89.9
Receiving Yards	Taylor . . . . .	873	8	Hennigan (HOU) . . . . . 1,546
Receptions	Taylor . . . . .	76	2t	Hennigan (HOU) . . . . . 101
Interceptions	Brown . . . . .	9	3	Paulson (NYJ) . . . . . 12
			AFL	
OFFENSE . . . . . NO.			RANK	AFL LEADER . . . . . NO.
Points Per Game . . . . .	17.1		8	Buffalo . . . . . 28.6
Total Yards Per Game . . . . .	238.0		8	Buffalo . . . . . 371.9
Yards Per Play . . . . .	3.7		8	Buffalo . . . . . 5.6
Rushing Yards Per Game . . . . .	93.6		8	Buffalo . . . . . 145.7
Net Passing Yards Per Game . . . . .	144.4		8	Houston . . . . . 251.9
			AFL	
DEFENSE . . . . . NO.			RANK	AFL LEADER . . . . . NO.
Points Per Game . . . . .	31.3		8	Buffalo . . . . . 17.3
Total Yards Per Game . . . . .	355.0		7	Buffalo . . . . . 277.0
Yards Per Play . . . . .	5.5		7	San Diego . . . . . 4.4
Rushing Yards Per Game . . . . .	147.4		8	Buffalo . . . . . 65.2
Net Passing Yards Per Game . . . . .	207.6		3	San Diego . . . . . 179.9

## 1964 KEY AWARDS

**All-AFL (1):** CB Willie Brown. **AFL All-Star Game (4):** CB Willie Brown, LB Jim Fraser, S Goose Gonsoulin, C Jerry Sturm.

## 1964 AFL STANDINGS

### AFL EAST

Team	W	L	T	Pct	PF	PA
y-Buffalo	12	2	0	.857	400	242
Boston	10	3	1	.769	365	297
New York Jets	5	8	1	.385	278	315
Houston	4	10	0	.286	310	355

### AFL WEST

Team	W	L	T	Pct	PF	PA
y-San Diego	8	5	1	.615	341	300
Kansas City	7	7	0	.500	366	306
Oakland	5	7	2	.417	303	350
Denver	2	11	1	.154	240	438

y - Division Title

## AFL CHAMPIONSHIP

12/26 - at Buffalo 20, San Diego 7

## 1964 NFL STANDINGS

### NFL EAST

Team	W	L	T	Pct	PF	PA
y-Cleveland	10	3	1	.769	415	293
St. Louis	9	3	2	.750	357	331
Philadelphia	6	8	0	.429	312	313
Washington	6	8	0	.429	307	305
Dallas	5	8	1	.385	250	289
Pittsburgh	5	9	0	.357	253	315
New York Giants	2	10	2	.167	241	399

### NFL WEST

Team	W	L	T	Pct	PF	PA
y-Baltimore	12	2	0	.857	428	225
Green Bay	8	5	1	.615	342	245
Minnesota	8	5	1	.615	355	296
Detroit	7	5	2	.583	280	260
Los Angeles	5	7	2	.417	283	339
Chicago	5	9	0	.357	260	379
San Francisco	4	10	0	.286	236	330

y - Division Title

## NFL CHAMPIONSHIP

12/27 - at Cleveland 27, Baltimore 0

# 1963 FINAL STATISTICS (2-11-1)

Head Coach: Jack Faulkner AFL West: 4th Home Stadium: Bears Stadium

Date	W-L	Score	Opponent	Attendance	RUSHING	No.	Yds.	Avg.	Long	TD
Sept 7	L	7-59	Kansas City	21,115	Joe	154	649	4.2	68	4
Sept 14	L	14-20	at Houston	23,147	Stone	96	382	4.0	39	2
Sept 29	W	14-10	Boston	18,636	Slaughter	32	125	3.9	19	1
Oct 6	W	50-34	San Diego	18,428	Dixon	23	104	4.6	18	2
Oct 13	L	24-33	Houston	24,087	Mingo	24	90	3.8	17	0
Oct 18	L	21-40	at Boston	25,418	Breaux	10	51	5.1	15	0
Oct 26	T	35-35	at New York Jets	20,377	Mitchell	23	45	2.0	7	0
Nov 3	L	28-30	Buffalo	19,424	Dickinson	5	31	6.2	13	0
Nov 9	L	17-27	at Buffalo	30,989	Gaiters	9	20	2.2	8	0
Nov 17	L	9-14	New York Jets	14,247	Walker	2	14	7.0	9	0
Nov 28	L	10-26	Oakland	14,763	Barnes	0	2	—	2	0
Dec 8	L	21-52	at Kansas City	17,443	McCormick	3	-5	-1.7	-2	0
Dec 15	L	31-35	at Oakland	15,223	TEAM	3	0	0.0	0	0
Dec 22	L	20-58	at San Diego	31,312	<b>BRONCOS</b>	<b>384</b>	<b>1508</b>	<b>3.9</b>	<b>68</b>	<b>9</b>
					<b>OPPONENTS</b>	<b>420</b>	<b>1687</b>	<b>4.0</b>	<b>—</b>	<b>15</b>

TEAM STATISTICS				Den	Opp	RECEIVING	No.	Yds.	Avg.	Long	TD
TOTAL FIRST DOWNS				230	254	Taylor	78	1101	14.1	72	10
Rushing				84	92	Prebola	30	471	15.7	57	2
Passing				133	145	Groman	27	437	16.2	74	3
Penalty				13	17	Stone	22	208	9.4	55	2
TOTAL NET YARDS				3995	5081	Scarpitto	21	463	22.0	66	5
Avg. Per Game				285.4	362.9	Joe	15	90	6.0	34	1
NET YARDS RUSHING				1508	1687	Dixon	10	130	13.0	30	0
Avg. Per Game				107.7	120.5	Mitchell	8	71	8.8	20	0
Total Rushes				384	420	Mingo	3	11	3.7	27	0
Avg. Per Rush				3.9	4.0	Gaiters	1	74	74.0	74t	1
NET YARDS PASSING				2487	3394	Dickinson	1	9	9.0	9	0
Avg. Per Game				177.6	242.4	Rychlec	1	7	7.0	7	0
Sacked/Yards Lost				63/590	19/178	<b>BRONCOS</b>	<b>217</b>	<b>3072</b>	<b>14.2</b>	<b>74t</b>	<b>24</b>
Att./Completions				453/217	408/204	<b>OPPONENTS</b>	<b>204</b>	<b>3572</b>	<b>17.5</b>	<b>—</b>	<b>40</b>
Completion Pct.				47.9	50.0	INTERCEPTIONS					
Had Intercepted				28	15	Gonsoulin	6	64	10.6	42t	1
PUNTS/AVERAGE				81/44.4	61/43.7	Janik	2	32	16.0	31	0
PENALTIES/YARDS				65/548	61/516	McDaniel	2	12	6.0	10	0
FUMBLES/BALL LOST				34/15	33/20	Zeman	1	23	23.0	23	0
TOUCHDOWNS				36	61	Hopkins	1	21	21.0	21	0
Rushing				9	15	Brown	1	0	0.0	0	0
Passing				14	40	Holz	1	0	0.0	0	0
Kickoff Returns				1	1	Mitchell	1	0	0.0	0	0
Pass Interceptions				1	2	McGeever	0	*18	—	18	0
Fumble Returns				1	3	<b>BRONCOS</b>	<b>15</b>	<b>170</b>	<b>11.3</b>	<b>42t</b>	<b>1</b>
Safety				0	2	<b>OPPONENTS</b>	<b>28</b>	<b>—</b>	<b>—</b>	<b>—</b>	<b>2</b>
PAT (Total)				36	57	*return yardage gained by lateral					
Kicking				35	55	PUNTING					
Running				0	0	Fraser	78	3595	46.1	66	—
Passing				1	2	<b>BRONCOS</b>	<b>81</b>	<b>3595</b>	<b>44.3</b>	<b>66</b>	<b>3</b>
FIELD GOALS				16/30	15/32	<b>OPPONENTS</b>	<b>61</b>	<b>2664</b>	<b>43.7</b>	<b>—</b>	<b>—</b>

Score By Periods	1	2	3	4	OT	Total
<b>BRONCOS</b>	40	96	64	101	—	301
<b>OPPONENTS</b>	121	113	127	112	—	473

SCORING	TD	Ru	Pa	Rt	PAT	FG	S	PTS
Mingo	0	0	0	0	35/35	16/30	0	83
Taylor	10	0	10	0	0/0	0/0	0	60
Joe	5	4	1	0	0/0	0/0	0	30
Scarpitto	5	0	5	0	0/0	0/0	0	30
Stone	4	2	2	0	0/0	0/0	0	24
Groman	3	0	3	0	0/0	0/0	0	18
Prebola	2	0	2	0	0/0	0/0	0	14
Dixon	2	2	0	0	0/0	0/0	0	12
Gonsoulin	1	0	0	1	0/0	0/0	0	6
Mitchell	1	0	0	1	0/0	0/0	0	6
McFadin	1	0	0	1	0/0	0/0	0	6
Slaughter	1	1	0	0	0/0	0/0	0	6
Gaiters	1	0	1	0	0/0	0/0	0	6
<b>BRONCOS</b>	<b>36</b>	<b>9</b>	<b>24</b>	<b>3</b>	<b>35/35</b>	<b>16/30</b>	<b>0</b>	<b>301</b>
<b>OPPONENTS</b>	<b>61</b>	<b>15</b>	<b>40</b>	<b>6</b>	<b>55/56</b>	<b>15/32</b>	<b>2</b>	<b>473</b>

PUNT RETURNS	No.	Yds.	Avg.	Long	TD
Mitchell	12	141	11.7	28	0
Mingo	7	85	12.1	45	0
Dixon	3	58	19.3	47	0
Frazier	3	42	14.0	19	0
Zeman	2	32	16.0	18	0
Brown	3	29	9.6	17	0
<b>BRONCOS</b>	<b>30</b>	<b>387</b>	<b>12.9</b>	<b>47</b>	<b>0</b>
<b>OPPONENTS</b>	<b>43</b>	<b>466</b>	<b>10.8</b>	<b>—</b>	<b>0</b>

KICKOFF RETURNS	No.	Yds.	Avg.	Long	TD
Mitchell	37	954	25.7	90t	1
Gaiters	1	225	20.4	29	0
Dixon	9	195	21.6	37	0
Frazier	7	185	23.6	49	0
Mingo	7	151	21.6	31	0
Brown	3	70	23.3	54	0
Olson	2	0	0.0	0	0
Scarpitto	1	8	8.0	8	0
Groman	0	*9	—	9	0
Gonsoulin	0	*4	—	4	0
<b>BRONCOS</b>	<b>78</b>	<b>1801</b>	<b>23.1</b>	<b>90t</b>	<b>1</b>
<b>OPPONENTS</b>	<b>61</b>	<b>1310</b>	<b>25.7</b>	<b>—</b>	<b>1</b>

\*return yardage gained by lateral

**SACKS:** Gavin 4.5, McFadin 3.5, Lassiter 2.5, Peters 2, Nery 1.5, Daniel 1.5, Erdanson 1, McDaniel 1, Holz 0.5, Team 1, **TOTAL 19.0**

PASSING	Att.	Comp.	Yds.	Comp. %	Yd./Att.	TD	TD %	Int	Int %	LG	Rtg.
Slaughter	223	112	1689	50.2	7.57	13	5.8	15	6.7	74	66.9
Breaux	138	70	935	50.7	6.78	7	5.1	6	4.3	71	71.4
McCormick	72	28	417	38.9	5.79	4	5.6	3	4.2	72	59.8
Tripucka	15	7	31	46.7	2.07	0	0.0	5	33.3	14	13.9
Stone	3	0	0	0.0	0.00	0	0.0	0	0.0	—	39.6
Taylor	1	0	0	0.0	0.00	0	0.0	0	0.0	—	39.6
Mingo	1	0	0	0.0	0.00	0	0.0	0	0.0	—	39.6
<b>BRONCOS</b>	<b>453</b>	<b>217</b>	<b>3072</b>	<b>47.9</b>	<b>6.78</b>	<b>24</b>	<b>5.3</b>	<b>29</b>	<b>6.4</b>	<b>74</b>	<b>61.2</b>
<b>OPPONENTS</b>	<b>408</b>	<b>204</b>	<b>3572</b>	<b>50.0</b>	<b>8.75</b>	<b>40</b>	<b>9.8</b>	<b>15</b>	<b>3.7</b>	<b>—</b>	<b>97.6</b>

## 1963 PRIMARY STARTERS

OFFENSE	DEFENSE
SE Taylor, Lionel	LE Jacobs, Ray
LT Olson, Harold	LE Nery, Ron
LT Perkins, Jim	LT McFadin, Bud
LG McCullough, Bob	RT Holz, Gordy
C Sturm, Jerry	RE Gavin, Chuck
RG Barnes, Ernie	LLB Nocera, John
RT Danenhauer, Eldon	LLB Erlandson, Tom
TE Prebola, Gene	MLB McDaniel, Wahoo
FL Scarpitto, Bob	RLB Fraser, Jim
FL Groman, Bill	LC McGeever, John
QB Slaughter, Mickey	LC Brown, Willie
QB Breaux, Don	RC Mitchell, Charlie
HB Stone, Don	LS Zeman, Bob
HB Dixon, Hewritt	RS Gonsoulin, Goose
FB Joe, Billy	

## 1963 COACHES

**Jack Faulkner** (Head Coach), **Dale Dodrill** (Defensive Line), **Ed Hughes** (Defensive Backfield), **Red Miller** (Offensive Line), **Mac Speedie** (Offensive End).

## 1963 LEADERS / RANKINGS

			AFL	
INDIVIDUAL	PLAYER	NO.	RANK	AFL LEADER . . . . . NO.
Points	Mingo . . . . .	83	5	Cappelletti (BOS) . . . . . 113
Rushing Yards	Joe . . . . .	646	7	Daniels (OAK) . . . . . 1,099
Passing Yards	Slaughter . . . . .	1,689	8	Blanda (HOU) . . . . . 3,003
Passer Rating	Slaughter . . . . .	66.9	5	Rote (SD) . . . . . 86.7
Receiving Yards	Taylor . . . . .	1,101	3	Powell (OAK) . . . . . 1,304
Receptions	Taylor . . . . .	78	1	Taylor (DEN) . . . . . 78
Interceptions	Gonsoulin . . . . .	6	6t	Glick (HOU) . . . . . 12
			AFL	
OFFENSE . . . . .	NO.		RANK	AFL LEADER . . . . . NO.
Points Per Game . . . . .	21.5		7	San Diego . . . . . 28.5
Total Yards Per Game . . . . .	285.4		7	San Diego . . . . . 367.6
Rushing Yards Per Game . . . . .	107.7		6	San Diego . . . . . 157.4
Net Passing Yards Per Game . . . . .	177.6		8	Houston . . . . . 229.3
			AFL	
DEFENSE . . . . .	NO.		RANK	AFL LEADER . . . . . NO.
Points Per Game . . . . .	33.8		8	San Diego . . . . . 18.2
Total Yards Per Game . . . . .	362.9		7	Boston . . . . . 265.4
Rushing Yards Per Game . . . . .	120.5		6	Boston . . . . . 79.1
Net Passing Yards Per Game . . . . .	242.4		8	San Diego . . . . . 180.1

## 1963 KEY AWARDS

**All-AFL (1):** S Goose Gonsoulin. **AFL All-Star Game (2):** S Goose Gonsoulin, DT Bud McFadin. **AFL Rookie of the Year (*The Sporting News*):** FB Billy Joe.

## 1963 AFL STANDINGS

### AFL EAST

Team	W	L	T	Pct	PF	PA
x-Boston	7	6	1	.538	327	257
x-Buffalo	7	6	1	.538	304	291
Houston	6	8	0	.429	302	372
New York Jets	5	8	1	.385	249	399

### AFL WEST

Team	W	L	T	Pct	PF	PA
y-San Diego	11	3	0	.786	399	255
Oakland	10	4	0	.714	363	282
Kansas City	5	7	2	.417	347	263
Denver	2	11	1	.154	301	473

x – Made Playoffs; y – Division Title

## EASTERN DIVISION PLAYOFF GAME

12/28 – Boston 26, at Buffalo 8

## AFL CHAMPIONSHIP

1/5 – at San Diego 51, Boston 10

## 1963 NFL STANDINGS

### NFL EAST

Team	W	L	T	Pct	PF	PA
y-New York Giants	11	3	0	.786	448	280
Cleveland	10	4	0	.714	343	262
St. Louis	9	5	0	.643	341	283
Pittsburgh	7	4	3	.636	321	295
Dallas	4	10	0	.286	305	378
Washington	3	11	0	.214	279	398
Philadelphia	2	10	2	.167	242	381

### NFL WEST

Team	W	L	T	Pct	PF	PA
y-Chicago	11	1	2	.917	301	144
Green Bay	11	2	1	.846	369	206
Baltimore	8	6	0	.571	316	285
Detroit	5	8	1	.385	326	265
Minnesota	5	8	1	.385	309	390
Los Angeles	5	9	0	.357	210	350
San Francisco	2	12	0	.143	198	391

y – Division Title

## NFL CHAMPIONSHIP

12/29 – at Chicago 14, New York Giants 10



# 1962 FINAL STATISTICS (7-7)

Head Coach: Jack Faulkner AFL West: 2nd Home Stadium: Bears Stadium

Date	W-L	Score	Opponent	Attendance	RUSHING	No.	Yds.	Avg.	Long	TD
Sept 7	W	30-21	San Diego	28,000	Stone	94	360	3.8	27	3
Sept 15	W	23-20	at Buffalo	30,577	Dickinson	73	247	3.4	42	0
Sept 21	L	16-41	at Boston	21,038	Mingo	54	287	5.3	82t	4
Sept 30	W	32-10	at N.Y. Titans	17,213	Frazier	39	168	4.3	35	2
Oct 5	W	44-7	Oakland	22,452	Olszewski	33	114	3.4	46	0
Oct 14	W	23-6	at Oakland	7,000	Stinnette	21	87	4.1	14	1
Oct 21	W	20-10	Houston	34,496	Shaw	4	10	2.5	9	1
Oct 28	L	38-45	Buffalo	26,051	Trippucka	2	-1	-0.5	1	1
Nov 4	W	23-20	at San Diego	20,827	Taylor	2	26	13.0	18	0
Nov 11	L	29-33	Boston	28,187	BRONCOS	322	1298	4.0	82	12
Nov 18	L	3-24	Dallas	23,523	OPPONENTS	439	1868	4.3	—	11
Nov 22	L	45-46	N.Y. Titans	15,776						
Dec 2	L	17-34	at Houston	30,650	RECEIVING	No.	Yds.	Avg.	Long	TD
Dec 9	L	10-17	at Dallas	19,137	Taylor	77	908	11.8	45	4
					Dickinson	60	554	9.2	33	4
					Prebola	41	599	14.6	55	1
					Scarpitto	35	667	19.1	67	6
					Stone	20	223	11.2	56	2
					Mingo	14	107	7.6	34	0
					Olszewski	13	150	11.6	22	1
					Stinnette	13	109	8.4	32	0
					Frazier	11	211	19.2	96t	1
					Tarr	8	211	26.3	97t	2
					BRONCOS	292	3739	12.8	97t	21
					OPPONENTS	202	2894	14.3	—	24

## 1962 PRIMARY STARTERS

OFFENSE	DEFENSE
LE Taylor, Lionel	DE Gavin, Chuck
LT Sturmn, Jerry	DT McFadin, Bud
LT Perkins, Jim	DT Lassiter, Ike
LG Adamson, Ken	DT Holz, Gordon
C Barton, Jim	DT Cash, John
RG McCullough, Bob	LLB Fraser, Jim
RT Danenhauer, Eldon	MLB McDaniel, Wahoo
TE Prebola, Gene	LLB Roehneit, Bill
FL Scarpitto, Bob	LLB Stallcup, Jerry
FL Frazier, Al	LCB McGeever, John
QB Tripucka, Frank	RCB McMillin, Jim
QB Shaw, George	LS Zeman, Bob
HB Stone, Don	RS Gonsoulin, Goose
HB Mingo, Gene	
FB Dickinson, Bo	

## 1962 COACHES

**Jack Faulkner** (Head Coach), **Dale Dodrill** (Defensive Line), **Gary Glick** (Defensive Backfield), **Jim Martin** (Offensive Line), **Mac Speedie** (Offensive End).

## 1962 LEADERS / RANKINGS

			AFL	
INDIVIDUAL	PLAYER	NO.	RANK	AFL LEADER . . . . . NO.
Points	Mingo . . . . .	137	1	Mingo (DEN) . . . . . 137
Rushing Yards	Stone . . . . .	360	15	Gilchrist (BUF) . . . . . 1,096
Passing Yards	Tripucka . . . . .	2,917	1	Tripucka (DEN) . . . . . 2,917
Passer Rating	Tripucka . . . . .	64.4	3	Dawson (DLT) . . . . . 98.3
Receiving Yards	Taylor . . . . .	908	3	Powell (NYT) . . . . . 1,130
Receptions	Taylor . . . . .	77	1	Taylor (DEN) . . . . . 77
Interceptions	Gonsoulin . . . . .	7	7t	Riley (NYT) . . . . . 11
			AFL	
OFFENSE . . . . . NO.			RANK	AFL LEADER . . . . . NO.
Points Per Game . . . . .	25.2		3	Dallas Texans . . . . . 27.8
Total Yards Per Game . . . . .	335.9		4	Houston . . . . . 355.1
Rushing Yards Per Game . . . . .	92.7		7	Buffalo . . . . . 177.1
Net Passing Yards Per Game . . . . .	243.1		1	Denver . . . . . 243.1
			AFL	
DEFENSE . . . . . NO.			RANK	AFL LEADER . . . . . NO.
Points Per Game . . . . .	23.9		5	Dallas Texans . . . . . 16.6
Total Yards Per Game . . . . .	324.1		6	Dallas Texans . . . . . 282.2
Rushing Yards Per Game . . . . .	133.4		5	Dallas Texans . . . . . 89.3
Net Passing Yards Per Game . . . . .	190.7		5	Oakland . . . . . 164.7

## 1962 KEY AWARDS

**All-AFL (4):** T Eldon Danenhauer, S Goose Gonsoulin, DT Bud McFadin, S Bob Zeman. **AFL All-Star Game (8):** T Eldon Danenhauer, LB Jim Fraser, S Goose Gonsoulin, DT Bud McFadin, HB Gene Mingo, WR Lionel Taylor, QB Frank Tripucka, S Bob Zeman. **AP AFL Coach of the Year:** Jack Faulkner.

## 1962 AFL STANDINGS

### AFL EAST

Team	W	L	T	Pct	PF	PA
y-Houston	11	3	0	.786	387	270
Boston	9	4	1	.692	346	295
Buffalo	7	6	1	.538	309	272
New York Titans	5	9	0	.357	278	423

### AFL WEST

Team	W	L	T	Pct	PF	PA
y-Dallas Texans	11	3	0	.786	389	233
<b>Denver</b>	<b>7</b>	<b>7</b>	<b>0</b>	<b>.500</b>	<b>353</b>	<b>334</b>
San Diego	4	10	0	.286	314	392
Oakland	1	13	0	.071	213	370

y – Division Title

### AFL CHAMPIONSHIP

12/23 – Dallas Texans 20, at Houston 17 (20T)

## 1962 NFL STANDINGS

### NFL EAST

Team	W	L	T	Pct	PF	PA
y-New York Giants	12	2	0	.857	398	283
Pittsburgh	9	5	0	.643	312	363
Cleveland	7	6	1	.538	291	257
Washington	5	7	2	.417	305	376
Dallas Cowboys	5	8	1	.385	398	402
St. Louis	4	9	1	.308	287	361
Philadelphia	3	10	1	.231	282	356

### NFL WEST

Team	W	L	T	Pct	PF	PA
y-Green Bay	13	1	0	.929	415	148
Detroit	11	3	0	.786	315	177
Chicago	9	5	0	.643	321	287
Baltimore	7	7	0	.500	293	288
San Francisco	6	8	0	.429	282	331
Minnesota	2	11	1	.154	254	410
Los Angeles	1	12	1	.077	220	334

y – Division Title

### NFL CHAMPIONSHIP

12/30 – Green Bay 16, at New York Giants 7

# 1961 FINAL STATISTICS (3-11)

Head Coach: Frank Filchock    AFL West: 3rd    Home Stadium: Bears Stadium

Date	W-L	Score	Opponent	Attendance	RUSHING	No.	Yds.	Avg.	Long	TD
Sept 10	W	22-10	at Buffalo	16,636	Stone	127	505	4.0	34	4
Sept 16	L	17-45	at Boston	14,479	Bukaty	76	187	2.5	45	5
Sept 24	L	28-35	at N.Y. Titans	14,381	Ames	19	114	6.0	26	0
Oct 1	L	19-33	at Oakland	8,361	Frazier	23	110	4.8	43	1
Oct 8	L	12-19	Dallas	14,500	Herring	15	74	4.9	20	2
Oct 15	W	27-24	Oakland	11,129	Mingo	18	51	2.8	15	0
Oct 22	W	27-10	N.Y. Titans	12,508	Sturm	8	31	3.9	9	0
Oct 29	L	0-37	at San Diego	32,584	Carmichael	15	24	1.6	8	0
Nov 5	L	14-55	Houston	11,564	Traynham	6	12	2.0	8	0
Nov 12	L	16-19	San Diego	7,859	Stinnette	19	8	0.4	9	0
Nov 19	L	10-23	Buffalo	7,645	Allen	3	-4	-1.3	2	0
Nov 26	L	14-45	at Houston	27,874	Trippucka	4	-8	-2.0	0	0
Dec 3	L	24-28	Boston	9,303	TEAM	0	-13	-13.0	0	0
Dec 10	L	21-49	at Dallas	8,000	<b>BRONCOS</b>	<b>333</b>	<b>1091</b>	<b>3.3</b>	<b>45</b>	<b>11</b>
					<b>OPPONENTS</b>	<b>435</b>	<b>1633</b>	<b>3.8</b>	<b>—</b>	<b>17</b>

TEAM STATISTICS		Den	Opp	RECEIVING		No.	Yds.	Avg.	Long	TD
TOTAL FIRST DOWNS		219	233	Taylor		100	1176	12.7	52	4
Rushing		66	83	Frazier		47	799	17.0	87½	6
Passing		127	127	Stone		38	344	9.1	37	4
Penalty		26	23	Prebola		29	349	12.0	54	1
TOTAL NET YARDS		3811	4418	Mingo		8	110	13.8	69	2
Avg. Per Game		272.2	315.6	Bukaty		14	94	6.7	13	0
NET YARDS RUSHING		1091	1633	Stinnette		11	58	5.3	15	1
Avg. Per Game		77.9	116.6	Mingo		8	110	13.8	69	2
Total Rushes		333	435	Ames		6	20	3.3	9	0
Avg. Per Rush		3.3	3.7	Hill		4	33	8.3	15	0
NET YARDS PASSING		2720	2785	Sturm		2	-1	-0.5	0	0
Avg. Per Game		194.3	198.9	Traynham		1	-1	-1.0	0	0
Sacked/Yards Lost		33/284	33/275	<b>BRONCOS</b>		<b>265</b>	<b>3004</b>	<b>11.3</b>	<b>-81</b>	<b>18</b>
Att./Completions		568/265	433/194	<b>OPPONENTS</b>		<b>194</b>	<b>3060</b>	<b>15.8</b>	<b>—</b>	<b>30</b>
Completion Pct.		46.7	44.8	<b>INTERCEPTIONS</b>		<b>No.</b>	<b>Yds.</b>	<b>Avg.</b>	<b>Long</b>	<b>TD</b>
Had Intercepted		45	26	Nugent		7	77	11.0	30	0
PUNTS/AVERAGE		80/39.4	77/40.5	Gonsoulin		6	76	12.7	38	0
PENALTIES/YARDS		60/560	98/799	McMillin		5	56	11.2	26	0
FUMBLES/BALL LOST		33/20	25/14	McNamara		3	85	28.3	34	0
TOUCHDOWNS		32	56	Hudson		3	16	5.3	13	0
Rushing		11	17	Stinnette		1	40	40.0	40	0
Passing		18	30	Lamberti		1	5	5.0	5	0
Defense>Returns		3	9	<b>BRONCOS</b>		<b>26</b>	<b>355</b>	<b>13.7</b>	<b>40</b>	<b>0</b>
PAT (Total)		28	37	<b>OPPONENTS</b>		<b>45</b>	<b>818</b>	<b>18.2</b>	<b>—</b>	<b>5</b>
Kicking		27/27	36/38	<b>PUNTING</b>		<b>No.</b>	<b>Yds.</b>	<b>Avg.</b>	<b>Long</b>	<b>B</b>
Running		0/1	1/1	Herring		80	3149	39.4	63	0
Passing		1/1	0/1	<b>OPPONENTS</b>		<b>77</b>	<b>3120</b>	<b>40.5</b>	<b>—</b>	<b>0</b>
FIELD GOALS		8/25	13/26	<b>PUNT RETURNS</b>		<b>No.</b>	<b>Yds.</b>	<b>Avg.</b>	<b>Long</b>	<b>TD</b>

Score By Periods		1	2	3	4	OT	Total			No.	Yds.	Avg.	Long	TD		
BRONCOS		52	34	37	128	—	251	PUNT RETURNS		18	231	12.8	55	1		
OPPONENTS		75	143	95	119	—	432	Frazier		7	58	8.3	29	0		
SCORING		TD	Ru	Pa	Rt	PAT	FG	\$	PTS	4	17	4.3	9	0		
Frazier		8	1	6	1	0/0	0/0	0	50	2	17	8.5	13	0		
Stone		8	4	4	—	0/0	0/0	0	48	1	45	45.0	45½	1		
Bukaty		5	5	0	—	0/0	0/0	1	32	1	1	1.0	1	0		
Mingo		2	0	2	—	11/11	3/10	0	32	33	369	11.2	55	2		
Hill		0	0	0	—	16/16	5/15	0	31	26	368	14.2	—	2		
Taylor		4	0	4	—	0/0	0/0	0	24	KICKOFF RETURNS		No.	Yds.	Avg.	Long	TD
Herring		2	2	0	—	0/0	0/0	0	12	18	504	28.0	90½	1		
Prebola		1	0	1	—	0/0	0/0	0	8	16	310	19.4	31	0		
Gavin		1	0	0	1	0/0	0/0	0	6	12	240	20.0	30	0		
Stinnette		1	0	1	—	0/0	0/0	0	6	9	215	23.9	76	0		
BRONCOS		32	11	18	3	27/27	8/25	1	251	4	120	30.0	30	0		
OPPONENTS		56	17	30	9	52/52	13/26	0	432	3	41	13.7	20	0		
										1	34	34.0	34	0		
										1	23	23.0	23	0		
										1	8	8.0	8	0		
										1	6	6.0	6	0		
										66	1501	22.7	90½	1		
										42	720	17.1	—	0		

**SACKS:** Cash 7, Hauser 5.5, McFadin 5, Hudson 2, Stinnette 2, McDaniel 2, Konovsky 1, Gavin 1, Holz 0.5, Team 7, **TOTAL 33.0**

PASSING	Att.	Comp.	Yds.	Comp. %	Yd./Att.	TD	TD %	Int	Int %	LG	Rtg.
Trippucka	344	167	1690	48.5	4.91	10	2.9	21	6.1	87½	47.3
Herring	211	93	1160	44.1	5.50	5	2.4	22	10.4	54	30.0
Mingo	8	4	136	50.0	17.0	2	25.0	0	0.0	52	135.4
Stone	2	1	18	50.0	9.0	1	50.0	0	0.0	18½	120.8
Taylor	2	0	0	0.0	0.00	0	0.0	1	50.0	0	0.0
Frazier	1	0	0	0.0	0.00	0	0.0	1	100.0	0	0.0
<b>BRONCOS</b>	<b>568</b>	<b>265</b>	<b>3004</b>	<b>46.7</b>	<b>5.29</b>	<b>18</b>	<b>3.2</b>	<b>45</b>	<b>7.9</b>	<b>87½</b>	<b>40.6</b>
<b>OPPONENTS</b>	<b>433</b>	<b>194</b>	<b>3060</b>	<b>44.8</b>	<b>7.07</b>	<b>30</b>	<b>6.9</b>	<b>26</b>	<b>6.0</b>	<b>—</b>	<b>66.9</b>

## 1961 PRIMARY STARTERS

OFFENSE	DEFENSE
LE Taylor, Lionel	LE Cash, John
LT Mattox, Jack	LT McFadin, Bud
LG Adamson, Ken	RT Holz, Gordon
C Nichols, Mike	RE Gavin, Chuck
C Barton, Jim	LLB Hudson, Bob
RG Larpenter, Carl	MLB McDaniel, Wahoo
RT Danenhauer, Eldon	RLB Roehneft, Bill
TE Prebola, Gene	RLB Stalcup, Jerry
FL Frazier, Al	LC McNamara, Bob
QB Tripucka, Frank	RC McMillan, Jim
QB Herring, George	LS Nugent, Phil
HB Stone, Don	RS Gonsoulin, Goose
FB Bukaty, Fred	

## 1961 COACHES

Frank Filchuck (Head Coach), Ken Carpenter (Assistant), Dale Dodrill (Line).

## 1961 LEADERS / RANKINGS

			AFL		
INDIVIDUAL	PLAYER	NO.	RANK	AFL LEADER	NO.
Points	Frazier	50	13	Cappelletti (BOS)	147
Rushing Yards	Stone	505	6	Cannon (HOU)	948
Passing Yards	Tripucka	1,690	6	Blanda (HOU)	3,330
Passer Rating	Tripucka	47.3	8	Blanda (HOU)	91.3
Receiving Yards	Taylor	1,176	2	Hennigan (HOU)	1,746
Receptions	Taylor	100	1	Taylor (DEN)	100
Interceptions	Nugent	7	6t	Atkins (BUF)	10
			AFL		
OFFENSE	NO.	RANK	AFL LEADER	NO.	
Points Per Game	17.9	7	Houston	36.6	
Total Yards Per Game	272.2	7	Houston	449.1	
Rushing Yards Per Game	77.9	8	Dallas Texans	155.9	
Net Passing Yards Per Game	194.3	3	Houston	313.7	
			AFL		
DEFENSE	NO.	RANK	AFL LEADER	NO.	
Points Per Game	30.9	7	San Diego	15.6	
Total Yards Per Game	315.6	6	San Diego	265.7	
Rushing Yards Per Game	116.6	5	Boston	74.4	
Net Passing Yards Per Game	198.9	5	San Diego	168.8	

## 1961 KEY AWARDS

**All-AFL (2):** DT Bud McFadin, WR Lionel Taylor. **AFL All-Star Game (4):** G Ken Adamson, S Goose Gonsoulin, DT Bud McFadin, HB Don Stone.

## 1961 AFL STANDINGS

### AFL EAST

Team	W	L	T	Pct	PF	PA
y-Houston	10	3	1	.769	513	242
Boston	9	4	1	.692	413	313
New York Titans	7	7	0	.500	301	390
Buffalo	6	8	0	.429	294	342

### AFL WEST

Team	W	L	T	Pct	PF	PA
y-San Diego	12	2	0	.857	396	219
Dallas Texans	6	8	0	.429	334	343
<b>Denver</b>	<b>3</b>	<b>11</b>	<b>0</b>	<b>.214</b>	<b>251</b>	<b>432</b>
Oakland	2	12	0	.143	237	458

y – Division Title

### AFL CHAMPIONSHIP

12/24 – Houston 10, at San Diego 3

## 1961 NFL STANDINGS

### NFL EAST

Team	W	L	T	Pct	PF	PA
y-New York Giants	10	3	1	.769	368	220
Philadelphia	10	4	0	.714	361	297
Cleveland	8	5	1	.615	319	270
St. Louis	7	7	0	.500	279	267
Pittsburgh	6	8	0	.429	295	287
Dallas Cowboys	4	9	1	.308	236	380
Washington	1	12	1	.077	174	392

### NFL WEST

Team	W	L	T	Pct	PF	PA
y-Green Bay	11	3	0	.786	391	223
Detroit	8	5	1	.615	270	258
Baltimore	8	6	0	.571	302	307
Chicago	8	6	0	.571	326	302
San Francisco	7	6	1	.538	346	272
Los Angeles	4	10	0	.286	263	333
Minnesota	3	11	0	.214	285	407

y – Division Title

### NFL CHAMPIONSHIP

12/31 – at Green Bay 37, New York Giants 0

# 1960 FINAL STATISTICS (4-9-1)

Head Coach: Frank Filchock AFL West: 4th Home Stadium: Bears Stadium

Date	W-L	Score	Opponent	Attendance	RUSHING	No.	Yds.	Avg.	Long	TD
Sept 9	W	13-10	at Boston	21,597	Rolle	130	501	3.9	57	2
Sept 18	W	27-21	at Buffalo	15,229	Mingo	83	323	3.9	39	4
Sept 23	L	24-28	at N.Y. Titans	20,462	Bell	43	238	5.5	68	0
Oct 2	W	31-14	Oakland	18,372	Carmichael	41	211	5.1	47	2
Oct 16	L	19-23	L.A. Chargers	19,141	Stransky	28	78	2.8	16	0
Oct 23	W	31-24	Boston	12,683	Wegert	5	37	7.4	32	0
Oct 30	L	14-17	Dallas Texans	13,002	Carpenter	4	13	3.3	9	0
Nov 6	L	25-45	Houston	14,489	McNamara	17	33	1.9	7	1
Nov 13	L	7-34	at Dallas Texans	21,000	Brodnax	15	18	1.2	7	0
Nov 20	L	10-20	at Houston	20,778	Allen	30	18	0.6	4	1
Nov 27	T	38-38	Buffalo	7,785	Taylor	5	-6	-3.0	—	0
Dec 4	L	27-30	N.Y. Titans	5,861	Herring	5	-46	-9.2	—	0
Dec 10	L	33-41	at L.A. Chargers	9,928	Trippuca	37	-226	-6.1	—	0
Dec 16	L	10-48	at Oakland	7,000	<b>BRONCOS</b>	<b>440</b>	<b>1195</b>	<b>2.7</b>	<b>68</b>	<b>10</b>
					<b>OPPONENTS</b>	<b>541</b>	<b>2145</b>	<b>4.0</b>	<b>—</b>	<b>23</b>

TEAM STATISTICS				Den	Opp					
TOTAL FIRST DOWNS				248	254					
Rushing				84	112					
Passing				141	123					
Penalty				23	19					
TOTAL NET YARDS				4442	5132					
Avg. Per Game				317.3	366.6					
NET YARDS RUSHING				1195	2145					
Avg. Per Game				85.4	153.2					
Total Rushes				440	541					
NET YARDS PASSING				3247	2987					
Avg. Per Game				231.9	213.4					
Att./Completions				508/259	387/189					
Completion Pct.				51.0	48.7					
Had Intercepted				35	27					
PUNTS/AVERAGE				70/37.3	67/39.0					
PENALTIES/YARDS				54/501	62/633					
FUMBLES/BALL LOST				32/17	26/17					
TOUCHDOWNS				37	49					
Rushing				10	19					
Passing				24	25					
Defense>Returns				3	5					

Score By Periods	1	2	3	4	OT	Total
<b>BRONCOS</b>	42	93	86	88	—	309
<b>OPPONENTS</b>	96	108	90	99	—	393

SCORING										
	TD	Ru	Pa	Rt	PAT	FG	\$	PTS		
Mingo	6	4	1	1	33/36	18/28	0	123		
Taylor	12	0	12	0	0/0	0/0	0	72		
Carmichael	7	2	5	0	0/0	0/0	0	42		
Rolle	3	2	1	0	0/0	0/0	0	18		
McNamara	2	1	1	0	0/0	0/0	0	12		
Allen	1	1	0	0	0/0	0/0	0	6		
Brodnax	1	0	1	0	0/0	0/0	0	6		
Carpenter	1	0	1	0	0/0	0/0	0	6		
Greer	1	0	1	0	0/0	0/0	0	6		
Pyeatt	1	0	0	1	0/0	0/0	0	6		
Yelverton	1	0	0	1	0/0	0/0	0	6		
Jessup	1	0	1	0	0/0	0/0	0	6		
<b>BRONCOS</b>	<b>37</b>	<b>10</b>	<b>24</b>	<b>3</b>	<b>33/36</b>	<b>18/28</b>	<b>0</b>	<b>309</b>		
<b>OPPONENTS</b>	<b>49</b>	<b>19</b>	<b>25</b>	<b>5</b>	<b>44/47</b>	<b>17/27</b>	<b>0</b>	<b>393</b>		

**SACKS:** Yelverton 6, Day 2, King 2, McFadin 1.5, Hatley 1.5, Gavin 1, Nichols 1, Davis 1, Young 0.5, Team 7, **TOTAL 23.5**

PUNTING										
	No.	Yds.	Avg.	Long	B					
Herring	70	2610	37.3	70	0					
<b>OPPONENTS</b>	<b>67</b>	<b>2611</b>	<b>39.0</b>	<b>—</b>	<b>0</b>					

PUNT RETURNS										
	No.	Yds.	Avg.	Long	TD					
Carmichael	15	101	6.7	—	0					
McNamara	11	68	6.2	—	0					
Mingo	3	92	30.7	76t	1					
<b>BRONCOS</b>	<b>29</b>	<b>261</b>	<b>9.0</b>	<b>76t</b>	<b>1</b>					
<b>OPPONENTS</b>	<b>20</b>	<b>149</b>	<b>7.5</b>	<b>—</b>	<b>1</b>					

KICKOFF RETURNS										
	No.	Yds.	Avg.	Long	TD					
Carmichael	22	581	26.4	58	0					
Mingo	9	209	23.2	—	0					
McNamara	9	192	21.3	—	0					
Wegert	6	143	23.8	—	0					
Stransky	7	153	21.9	—	0					
Brodnax	5	117	23.4	—	0					
Allen	5	72	14.4	—	0					
Bell	2	60	30.0	—	0					
Greer	1	11	11.0	11	0					
Strickland	1	9	9.0	9	0					
<b>BRONCOS</b>	<b>67</b>	<b>1547</b>	<b>23.1</b>	<b>58</b>	<b>0</b>					
<b>OPPONENTS</b>	<b>54</b>	<b>1087</b>	<b>20.1</b>	<b>—</b>	<b>1</b>					

PASSING										
	Att.	Comp.	Yds.	Comp.%	Yd./Att.	TD	TD%	Int	Int%	Rtg.
Trippuca	478	248	3038	51.9	6.36	24	5.0	34	7.1	58.9
Herring	22	9	137	40.9	6.23	0	0.0	1	4.5	43.2
Mingo	7	1	46	14.3	6.57	0	0.0	0	0.0	54.5
Carmichael	1	1	26	100.0	26.00	0	0.0	0	0.0	118.8
<b>BRONCOS</b>	<b>508</b>	<b>259</b>	<b>3247</b>	<b>51.0</b>	<b>6.39</b>	<b>24</b>	<b>4.7</b>	<b>35</b>	<b>6.9</b>	<b>58.2</b>
<b>OPPONENTS</b>	<b>387</b>	<b>189</b>	<b>2987</b>	<b>48.8</b>	<b>7.72</b>	<b>25</b>	<b>6.5</b>	<b>27</b>	<b>7.0</b>	<b>67.4</b>

## 1960 PRIMARY STARTERS

OFFENSE	DEFENSE
LE Taylor, Lionel	LE Young, Joe
LE Greer, Jim	LE King, Don
LT Holz, Gordon	LT McFadin, Bud
LT Larpenter, Carl	RT Hatley, John
LG Adamson, Ken	RE Gavin, Chuck
C Nichols, Mike	RE Yelverton, Bill
RG Smith, Willie	LLB Mangum, Pete
RT Danenhauer, Eldon	LLB Hudson, Bob
RE Jessup, Bill	MLB Brown, Hardy
RE Epperson, Pat	MLB Kutchta, Frank
FL McNamara, Bob	RLB Day, Albert
FL Carpenter, Ken	LC Bernardi, Frank
QB Tripucka, Frank	LC McNamara, Bob
HB Bell, Henry	RC Pyeatt, John
HB Mingo, Gene	LS Romine, Al
FB Rolle, Dave	RS Gonsoulin, Goose

## 1960 COACHES

Frank Filchuck (Head Coach), Jim Cason (Backfield), Dale Dodrill (Line).

## 1960 LEADERS / RANKINGS

			AFL	
INDIVIDUAL	PLAYER	NO.	RANK	AFL LEADER . . . . . NO.
Points	Mingo . . . . .	123	1	Mingo (DEN) . . . . . 123
Rushing Yards	Rolle . . . . .	501	8	Haynes (DLT) . . . . . 875
Passing Yards	Tripucka . . . . .	3,038	1	Tripucka (DEN) . . . . . 3,038
Passer Rating	Tripucka . . . . .	58.9	7	Flores (OAK) . . . . . 71.8
Receiving Yards	Taylor . . . . .	1,235	3	Groman (HOU) . . . . . 1,473
Receptions	Taylor . . . . .	92	1	Taylor (DEN) . . . . . 92
Interceptions	Gonsoulin . . . . .	11	1	Gonsoulin (DEN) . . . . . 11
			AFL	
OFFENSE . . . . . NO.			RANK	AFL LEADER . . . . . NO.
Points Per Game . . . . .	22.1		6	New York Titans . . . . . 27.3
Total Yards Per Game . . . . .	317.3		6	Houston . . . . . 352.6
Rushing Yards Per Game . . . . .	85.4		8	Dallas Texans . . . . . 129.6
Net Passing Yards Per Game . . . . .	231.9		3	Houston . . . . . 240.8
			AFL	
DEFENSE . . . . . NO.			RANK	AFL LEADER . . . . . NO.
Points Per Game . . . . .	28.1		7	Dallas Texans . . . . . 18.1
Total Yards Per Game . . . . .	366.6		8	Buffalo . . . . . 275.3
Rushing Yards Per Game . . . . .	153.2		8	Dallas Texans . . . . . 70.0
Net Passing Yards Per Game . . . . .	213.4		5	Buffalo . . . . . 175.8

## 1960 KEY AWARDS

All-AFL (3): S Goose Gonsoulin, DT Bud McFadin, WR Lionel Taylor.

## 1960 AFL STANDINGS

### AFL EAST

Team	W	L	T	Pct	PF	PA
y-Houston	10	4	0	.714	379	285
New York Titans	7	7	0	.500	382	399
Buffalo	5	8	1	.385	296	303
Boston	5	9	0	.357	286	349

### AFL WEST

Team	W	L	T	Pct	PF	PA
y-L.A. Chargers	10	4	0	.714	373	336
Dallas Texans	8	6	0	.571	362	253
Oakland	6	8	0	.429	319	388
Denver	4	9	1	.308	309	393

y – Division Title

### AFL CHAMPIONSHIP

1/1 – at Houston 24, L.A. Chargers 16

## 1960 NFL STANDINGS

### NFL EAST

Team	W	L	T	Pct	PF	PA
y-Philadelphia	10	2	0	.833	321	246
Cleveland	8	3	1	.727	362	217
New York Giants	6	4	2	.600	271	261
St. Louis	6	5	1	.545	288	230
Pittsburgh	5	6	1	.455	240	275
Washington	1	9	2	.100	178	309

### NFL WEST

Team	W	L	T	Pct	PF	PA
y-Green Bay	8	4	0	.667	332	209
Detroit	7	5	0	.583	239	212
San Francisco	7	5	0	.583	208	205
Baltimore	6	6	0	.500	288	234
Chicago	5	6	1	.455	194	299
L.A. Rams	4	7	1	.364	265	297
Dallas Cowboys	0	11	1	.000	177	369

y – Division Title

### NFL CHAMPIONSHIP

12/26 – at Philadelphia 17, Green Bay 13



## DENVER BRONCOS STARTERS, 1960-2015

Listed below are the usual starters, by position, for the Denver Broncos on a season-by-season basis from 1960-2015. A player must have been the starter for the majority of the games that season to be designated as the starter. If the number of starting assignments at a position were virtually equal, two players have been listed with the player who had the greater playing time listed first. The term "Ret" is used to designate a player who was a kick return specialist.

<b>1960</b>		<b>1961</b>		<b>1962</b>		<b>1963</b>	
<b>OFFENSE</b>		<b>OFFENSE</b>		<b>OFFENSE</b>		<b>OFFENSE</b>	
LE	87 Lionel Taylor	LE	87 Lionel Taylor	LE	87 Lionel Taylor	SE	87 Lionel Taylor
85	Jim Greer	LT	77 Jack Mattox	LT	72 Jerry Sturm	LT	76 Harold Olson
LT	74 Gordon Holz	LG	60 Ken Adamson	LG	71 Jim Perkins	LG	71 Jim Perkins
77	Carl Larpenster	C	51 Mike Nichols	C	60 Ken Adamson	LG	67 Bob McCullough
LG	60 Ken Adamson	52	Jim Barton	52	Jim Barton	C	72 Jerry Sturm
C	51 Mike Nichols	RG	77 Carl Larpenster	RG	67 Bob McCullough	RG	62 Ernie Barnes
RG	71 Willie Smith	RT	75 Eldon Danenhauer	RT	75 Eldon Danenhauer	RT	75 Eldon Danenhauer
RT	75 Eldon Danenhauer	TE	88 Gene Prebola	TE	88 Gene Prebola	TE	88 Gene Prebola
RE	81 Bill Jessup	FL	42 Al Frazier (Ret)	FL	82 Bob Scarpitto	FL	82 Bob Scarpitto
88	Pat Epperson	QB	18 Frank Trippuca	QB	42 Al Frazier (Ret)	83	Bill Groman
FL	41 Bob McNamara	16	George Herring	18	Frank Trippuca	QB	7 Mickey Slaughter
QB	18 Frank Trippuca	HB	34 Don Stone	HB	17 George Shaw	QB	19 Don Braux
HB	20 Henry Bell	P	33 Fred Bukaty	P	21 Gene Mingo	HB	24 Don Stone
21	Gene Mingo	PK	21 G. Mingo/84 J. Hill	PK	35 Bob Dickinson	FB	3 Hewitt Dixon
FB	35 Dave Rolle			55	Jim Fraser	P	51 Billy Joe
P	16 George Herring			21	Gene Mingo	PK	21 Gene Mingo
PK	21 Gene Mingo					Ret	27 Charley Mitchell
Ret	40 Al Carmichael						
<b>DEFENSE</b>		<b>DEFENSE</b>		<b>DEFENSE</b>		<b>DEFENSE</b>	
LE	65 Joe Young	LE	66 John Cash	DE	61 Chuck Gavin	LE	83 Ray Jacobs
70	Don King	LT	64 Bud McFadin	DT	64 Bud McFadin	LT	80 Ron Nery
LT	64 Bud McFadin	RT	74 Gordon Holz	DT	63 Ike Lassiter	80	Bud McFadin
RT	67 John Hatley	RE	61 Chuck Gavin	DT	74 Gordon Holz	RT	74 Gordy Holz
RE	61 Chuck Gavin	LLB	53 Bob Hudson	LLB	66 John Cash	RE	61 Chuck Gavin
76	Bill Yelverton	MLB	55 Wahoo McDaniel	MLB	55 Jim Fraser	LLB	33 John Nocera
LLB	33 Pete Mangum	RLB	68 Bill Roehnelt	LLB	55 Wahoo McDaniel	MLB	53 Tom Erlandson
53	Bob Hudson	LC	41 Bob McNamara	RCB	68 Bill Roehnelt	RLB	54 Wahoo McDaniel
MLB	34 Hardy Brown	RC	45 Jim McMillan	62	Jerry Stallcup	55	Jim Fraser
52	Frank Kutchta	LS	Phil Nugent	LS	47 John McGeever	LC	47 John McGeever
RLB	84 Albert Day	RS	23 Goose Gonsoulin	RS	45 Jim McMillin	RC	24 Willie Brown
LC	43 Frank Bernardi			46	Bob Zeman	LS	27 Charlie Mitchell
41	Bob McNamara			23	Goose Gonsoulin	RS	46 Bob Zeman
RC	83 John Pyeatt					23	Goose Gonsoulin
LS	42 Al Romine						
RS	23 Goose Gonsoulin						
<b>1964</b>		<b>1965</b>		<b>1966</b>		<b>1967</b>	
<b>OFFENSE</b>		<b>OFFENSE</b>		<b>OFFENSE</b>		<b>OFFENSE</b>	
SE	87 Lionel Taylor	SE	87 Lionel Taylor	SE	87 Lionel Taylor	SE	41 Eric Crabtree
LT	73 Harold Olson	LT	77 Bob Breitenstein	LT	76 Bob Breitenstein	LT	64 Sam Brunelli
LG	71 Jim Perkins	LG	72 Jerry Sturm	LG	72 Jerry Sturm	LG	67 George Goodeck
68	Tom Nomina	68	Tom Nomina	C	52 Ray Kubala	C	59 Larry Kaminski
C	72 Jerry Sturm	C	52 Ray Kubala	59	Larry Kaminski	RG	73 Pat Mattson
RG	67 Bob McCullough	RG	67 Bob McCullough	RG	79 John Gonzaga	RT	78 Tom Cichowski
RT	75 Eldon Danenhauer	RT	75 Eldon Danenhauer	RT	74 Lee Burnett	TE	85 Tom Beer
TE	30 Hewitt Dixon	TE	30 Hewitt Dixon	TE	88 Al Denson	FL	88 Al Denson
FL	82 Bob Scarpitto	88	Al Denson	FL	82 Bob Scarpitto	QB	13 Steve Tensi
88	Al Denson	QB	82 Bob Scarpitto	QB	10 John McCormick	HB	44 Floyd Little (Ret)
QB	15 Jacky Lee	7	Mickey Slaughter	15	Max Chobioan	27	Charlie Mitchell
7	Mickey Slaughter	10	John McCormick	HB	28 Abner Haynes (Ret)	FB	31 Bo Hickey
HB	27 Charley Mitchell	HB	28 Abner Haynes (Ret)	28	Charley Mitchell	33	Wendell Hayes
28	Abner Haynes	27	Charlie Mitchell	FB	33 Wendell Hayes	P	82 Bob Scarpitto
FB	3 Billy Joe	FB	2 Cookie Gilchrist	P	82 Bob Scarpitto	PK	2 Bob Humphreys
P	51 Jim Fraser	29	Wendell Hayes	PK	12 Gary Kroner		
PK	21 Gene Mingo	P	82 Bob Scarpitto				
77	Dick Guesman	PK	12 Gary Kroner				
Ret	42 Odell Barry	Ret	42 Odell Barry				
<b>DEFENSE</b>		<b>DEFENSE</b>		<b>DEFENSE</b>		<b>DEFENSE</b>	
LE	83 Ray Jacobs	LE	80 Ed Cooke	LE	81 Max Leetow	LE	75 Rex Mirich
LT	77 Dick Guesman	LT	83 Ray Jacobs	80	Don La Rose	LT	62 Jerry Inman
RT	70 Charlie Janerette	RT	70 Charlie Janerette	LT	83 Ray Jacobs	RT	63 Dave Costa
RE	80 Ed Cooke	RE	81 Max Leetow	RT	66 Larry Cox	RE	87 Richard Jackson
78	Leroy Moore	78	Leroy Moore	61	Bill Keating	LLB	50 Carl Cunningham
LLB	50 Jerry Hopkins	LLB	53 Tom Erlandson	RE	60 Bob Young	MLB	57 John Huard
53	Tom Erlandson	MLB	50 Jerry Hopkins	LLB	50 Jerry Hopkins	55	Pete Duranko
MLB	55 Marv Matuszak	54	Ed Cummings	51	Eugene Jeter	RLB	54 Chip Myrtle
RLB	51 Jim Fraser	RLB	56 John Bramlett	MLB	55 Archie Matsos	58	Frank Richter
LC	24 Willie Brown	LC	24 Willie Brown	RLB	56 John Bramlett	LC	21 Goldie Sellers (Ret)
RC	20 Willie West	45	Jim McMillan	LC	24 Willie Brown	RC	48 Nemiah Wilson
46	John Griffin	RC	47 John McGeever	21	Goldie Sellers (Ret)	FS	28 Jack Lentz
LS	44 John McGeever	LS	44 Miller Farr	RC	48 Nemiah Wilson	SS	43 Pete Jaquess
RS	23 Goose Gonsoulin	46	John Griffin	LS	42 Lonnie Wright	45	Tom Cassese
		RS	23 Goose Gonsoulin	RS	23 Goose Gonsoulin		

<b>1968</b>		<b>1969</b>		<b>1970</b>		<b>1971</b>	
<b>OFFENSE</b>		<b>OFFENSE</b>		<b>OFFENSE</b>		<b>OFFENSE</b>	
SE 88	Al Denson	SE 88	Al Denson	SE 88	Al Denson	SE 42	Bill Van Heusen
42	Billy Van Heusen	84	Mike Haffner	42	Bill Van Heusen	80	Jerry Simmons
LT 72	Sam Brunelli	LT 72	Sam Brunelli	LT 72	Sam Brunelli	LT 75	Roger Shoals
LG 67	George Goeddeke	LG 67	George Goeddeke	LG 67	George Goeddeke	LG 68	Larron Jackson
C 59	Larry Kaminski	C 59	Larry Kaminski	C 59	Larry Kaminski	C 59	Larry Kaminski
RG 60	Bob Young	RG 60	Bob Young	RG 60	Bob Young	67	George Goeddeke
64	Jon Homan					64	Mike Schnitker
RT 74	Mike Current	RT 74	Mike Current	RT 74	Mike Current	61	Tom Lyons
TE 85	Tom Beer	TE 85	Tom Beer	TE 83	Jim Whalen	74	Mike Current
		82	Dave Pivec	81	Billy Masters	TE 81	Billy Masters
WR 41	Eric Crabtree	WR 89	John Embree	WR 84	Mike Haffner	WR 40	Jack Gehrke
80	Jimmy Jones					82	Dwight Harrison
QB 15	Marlin Briscoe	QB 13	Steve Tensi	QB 14	Peter Liske	QB 10	Steve Ramsey
13	Steve Tensi	14	Peter Liske	13	Steve Tensi	13	Don Horn
HB 44	Floyd Little (Ret)	HB 44	Floyd Little	HB 44	Floyd Little	HB 44	Floyd Little
22	Fran Lynch	26	Frank Quayle	11	Bobby Anderson (Ret)	22	Fran Lynch
FB 32	Garrett Ford	FB 22	Fran Lynch	FB 33	Willis Greshaw	FB 11	Bobby Anderson
40	Brendan McCarthy	39	Tom Smiley	35	Olen Turner		
P 42	Billy Van Heusen	P 42	Bill Van Heusen	P 42	Bill Van Heusen	P 42	Bill Van Heusen
PK 3	Bobby Howfield	PK 3	Bob Howfield	PK 3	Bob Howfield	PK 15	Jim Turner
	Ret	29	Wandy Williams				
<b>DEFENSE</b>		<b>DEFENSE</b>		<b>DEFENSE</b>		<b>DEFENSE</b>	
LE 55	Pete Duranko	LE 87	Rich Jackson	LE 87	Rich Jackson	LE 87	Rich Jackson
70	Paul Smith						
LT 62	Jerry Inman	LT 70	Paul Smith	LT 70	Paul Smith	LT 63	Dave Costa
75	Rex Mirich	62	Jerry Inman				
RT 63	Dave Costa	RT 63	Dave Costa	RT 63	Dave Costa	RT 70	Paul Smith
RE 87	Richard Jackson	RE 55	Pete Duranko	RE 55	Pete Duranko	RE 77	Lyle Alzado
LLB 50	Carl Cunningham	LLB 50	Carl Cunningham	LLB 50	Carl Cunningham	LLB 50	Olen Underwood
MLB 57	John Huard	MLB 57	John Huard	MLB 52	Fred Forsberg	MLB 52	Fred Forsberg
RLB 52	Fred Forsberg	RLB 54	Chip Myrtle	RLB 54	Chip Myrtle	RLB 54	Chip Myrtle
54	Chip Myrtle						
LC 20	Charlie Greer	LC 40	Grady Cavness	LC 28	Cornell Gordon	LC 41	Leroy Mitchell
RC 23	Drake Garrett	RC 36	Billy Thompson (Ret)	RC 36	Billy Thompson (Ret)	RC 36	Billy Thompson (Ret)
FS 28	Jack Lentz	FS 43	Pete Jaquess	FS 43	Pete Jaquess	FS 26	George Saimes
		41	George Burrell	47	Paul Martha		
SS 43	Pete Jaquess	SS 20	Charles Greer	SS 20	Charles Greer	SS 20	Charles Greer
34	Gus Hollomon						

<b>1972</b>		<b>1973</b>		<b>1974</b>		<b>1975</b>	
<b>OFFENSE</b>		<b>OFFENSE</b>		<b>OFFENSE</b>		<b>OFFENSE</b>	
WR 84	Rod Sherman	WR 25	Haven Moses	WR 25	Haven Moses	WR 80	Rick Upchurch (Ret)
25	Haven Moses			42	Bill Van Heusen	42	Bill Van Heusen
LT 78	Marv Montgomery	LT 78	Marv Montgomery	LT 71	Claudia Minor	LT 71	Claudia Minor
LG 68	Larron Jackson	LG 64	Mike Schnitker	LG 68	Larron Jackson	LG 61	Tom Lyons
C 59	Larry Kaminski	61	Bobby Maples	61	Tom Lyons	C 50	Bobby Maples
RG 64	Mike Schnitker	C 50	Bobby Maples	RG 60	Paul Howard	RG 60	Paul Howard
61	Tom Lyons	61	Larry Kaminski				
RT 74	Mike Current	RT 74	Mike Current	RT 74	Mike Current	RT 74	Mike Current
						78	Marv Montgomery
TE 81	Billy Masters	TE 88	Riley Odoms	TE 88	Riley Odoms	TE 88	Riley Odoms
88	Riley Odoms	88	Billy Masters	82	Billy Masters		
WR 80	Jerry Simmons	WR 84	Gene Washington	WR 80	Jerry Simmons	WR 25	Haven Moses
		80	Jerry Simmons			82	Jack Dolbin
QB 12	Charley Johnson	QB 12	Charley Johnson	QB 12	Charley Johnson	QB 10	Steve Ramsey
10	Steve Ramsey			10	Steve Ramsey	12	Charley Johnson
HB 44	Floyd Little	HB 44	Floyd Little	HB 24	Otis Armstrong (Ret)	HB 44	Floyd Little (Ret)
22	Fran Lynch	24	Otis Armstrong (Ret)	44	Floyd Little	24	Otis Armstrong
FB 11	Bobby Anderson	FB 33	Joe Dawkins	FB 32	Jon Keyworth	FB 32	Jon Keyworth
33	Joe Dawkins (Ret)	11	Bobby Anderson			22	Fran Lynch
P 42	Bill Van Heusen	P 42	Bill Van Heusen	P 42	Bill Van Heusen	P 42	Bill Van Heusen
PK 15	Jim Turner	PK 15	Jim Turner	PK 15	Jim Turner	PK 15	Jim Turner
<b>DEFENSE</b>		<b>DEFENSE</b>		<b>DEFENSE</b>		<b>DEFENSE</b>	
RE 77	Lyle Alzado	RE 77	Lyle Alzado	RE 77	Lyle Alzado	LE 79	Barney Chavous
RT 76	Tom Dommres	RT 79	Barney Chavous	RT 55	Pete Duranko	LT 63	John Grant
LT 70	Paul Smith	LT 70	Paul Smith	LT 63	John Grant	RT 70	Rubin Carter
				75	Ed Smith		Paul Smith
LE 55	Pete Duranko	LE 55	Pete Duranko	LE 79	Barney Chavous	RE 77	Lyle Alzado
RLB 54	Chip Myrtle	RLB 56	Ray May	RLB 66	Jim O'Malley	LLB 57	Tom Jackson
MLB 58	Tom Graham	MLB 58	Tom Graham	MLB 56	Ray May	MLB 52	Randy Gradishar
				52	Randy Gradishar		
RLB 52	Fred Forsberg	LLB 56	Dan Parish	LLB 45	Bill Laskey	RLB 59	Joe Rizzo
				57	Tom Jackson	51	Bob Swenson
RC 36	Billy Thompson	RC 26	Calvin Jones	RC 26	Calvin Jones	LC 20	Louis Wright
LC 41	Leroy Mitchell	LC 41	Leroy Mitchell	LC 46	John Rowser	RC 26	Calvin Jones
						48	Earlie Thomas
WS 23	Steve Preece	WS 20	Charles Greer	WS 20	Charles Greer	WS 46	John Rowser
		48	John Pitts	48	John Pitts		
SS 20	Charles Greer	SS 36	Billy Thompson (Ret)	SS 36	Billy Thompson (Ret)	SS 36	Billy Thompson

1976		1977		1978		1979	
OFFENSE		OFFENSE		OFFENSE		OFFENSE	
WR	80 Rick Upchurch (Ret)	WR	82 Jack Dolbin	WR	82 Jack Dolbin	WR	80 Rick Upchurch (Ret)
LT	82 Jack Dolbin	LT	80 Rick Upchurch (Ret)	LT	80 Rick Upchurch (Ret)	LT	71 Claudie Minor
	75 Bill Bain		74 Andy Maurer		71 Claudie Minor		
LG	62 Tom Glassic	LG	62 Tom Glassic	LG	62 Tom Glassic	LG	62 Tom Glassic
C	50 Bobby Maples	C	52 Mike Montler	C	64 Bill Bryan	C	64 Bill Bryan
RG	61 Tom Lyons	RG	60 Paul Howard	RG	60 Paul Howard	RG	60 Paul Howard
RT	71 Claudie Minor	RT	71 Claudie Minor	RT	76 Tom Neville	RT	70 Dave Studdard
					65 Glenn Hyde		
TE	88 Riley Odoms	TE	88 Riley Odoms	TE	88 Riley Odoms	TE	88 Riley Odoms
WR	25 Haven Moses	WR	25 Haven Moses	WR	25 Haven Moses	WR	25 Haven Moses
QB	10 Steve Ramsey	QB	7 Craig Morton	QB	7 Craig Morton	QB	7 Craig Morton
					14 Norris Weese		14 Norris Weese
HB	24 Otis Armstrong	HB	24 Otis Armstrong	HB	24 Otis Armstrong	HB	24 Otis Armstrong
	35 Lonnie Perrin (Ret)		41 Rob Lytle		35 Lonnie Perrin (Ret)		41 Rob Lytle
FB	32 Jon Keyworth	FB	32 Jon Keyworth	FB	32 Jon Keyworth	FB	30 Jim Jensen
	33 Jim Klink		35 Lonnie Perrin		35 Larry Canada		32 Jon Keyworth
P	42 Bill Van Heusen	P	10 Bucky Dilts	P	10 Bucky Dilts	P	11 Luke Prestridge
	14 Norris Weese						
PK	15 Jim Turner	PK	15 Jim Turner	PK	15 Jim Turner	PK	15 Jim Turner
DEFENSE		DEFENSE		DEFENSE		DEFENSE	
LE	79 Barney Chavous	LE	79 Barney Chavous	LE	79 Barney Chavous	LE	79 Barney Chavous
NT	63 John Grant	NT	68 Rubin Carter	NT	68 Rubin Carter	NT	68 Rubin Carter
	68 Rubin Carter		63 John Grant				
RE	70 Paul Smith	RE	77 Lyle Alzado	RE	77 Lyle Alzado	RE	66 Brison Manor
	L.O.L.B.		51 Bob Swenson		51 Bob Swenson		51 Bob Swenson
LO	51 Bob Swenson			LOLB		LO	51 Bob Swenson
LILB	59 Joe Rizzo	LILB	59 Joe Rizzo	LI	59 Joe Rizzo	LI	59 Joe Rizzo
							58 Rob Nairne
MILB	52 Randy Gradishar	RILB	52 Randy Gradishar	RI	53 Randy Gradishar	RI	53 Randy Gradishar
ROLB	57 Tom Jackson	ROLB	57 Tom Jackson	RO	57 Tom Jackson	RO	57 Tom Jackson
LC	20 Louis Wright	LC	20 Louis Wright	LC	20 Louis Wright	LC	20 Louis Wright
RC	26 Calvin Jones	RC	43 Steve Foley	RC	43 Steve Foley	RC	43 Steve Foley
	43 Steve Foley						
WS	46 John Rowser	WS	29 Bernard Jackson	WS	29 Bernard Jackson	WS	29 Bernard Jackson
							40 Charlie West
SS	36 Billy Thompson	SS	36 Billy Thompson	SS	36 Billy Thompson	SS	36 Billy Thompson

1980		1981		1982		1983	
OFFENSE		OFFENSE		OFFENSE		OFFENSE	
WR	80 Rick Upchurch (Ret)	WR	80 Rick Upchurch	WR	80 Rick Upchurch (Ret)	WR	80 Rick Upchurch
LT	71 Claudie Minor	LT	71 Claudie Minor	LT	71 Claudie Minor	LT	70 Dave Studdard
LG	62 Tom Glassic	LG	62 Tom Glassic	LG	62 Tom Glassic	LG	62 Tom Glassic
							54 Keith Bishop
C	64 Bill Bryan	C	64 Bill Bryan	C	64 Bill Bryan	C	64 Bill Bryan
RG	60 Paul Howard	RG	60 Paul Howard	RG	70 Dave Studdard	RG	60 Paul Howard
RT	70 Dave Studdard	RT	70 Dave Studdard	RT	76 Ken Lanier	RT	76 Ken Lanier
TE	88 Riley Odoms	TE	88 Riley Odoms	TE	88 Riley Odoms	TE	85 Ron Egloff
			85 Ron Egloff		87 Jim Wright		87 Jim Wright
WR	25 Haven Moses	WR	81 Steve Watson	WR	81 Steve Watson	WR	81 Steve Watson
QB	7 Craig Morton	QB	7 Craig Morton	QB	17 Steve DeBerg	QB	17 Steve DeBerg
	17 Matt Robinson		17 Steve DeBerg				7 John Elway
HB	24 Otis Armstrong	HB	46 Dave Preston	HB	47 Gerald Willhite	HB	23 Sammy Winder
	46 Dave Preston		32 Tony Reed		23 Sammy Winder		47 Gerald Willhite
FB	30 Jim Jensen	FB	24 Rick Parros	FB	24 Rick Parros	FB	34 Nathan Poole
	32 Jon Keyworth		35 Larry Canada		46 Dave Preston		46 Dave Preston
P	11 Luke Prestridge	P	11 Luke Prestridge	P	11 Luke Prestridge	P	11 Luke Prestridge
PK	19 Fred Steinfort	PK	19 Fred Steinfort	PK	3 Rich Karlis	PK	3 Rich Karlis
				Ret	83 Wade Manning	Ret	82 Zack Thomas
DEFENSE		DEFENSE		DEFENSE		DEFENSE	
LE	79 Barney Chavous	LE	79 Barney Chavous	LE	79 Barney Chavous	LE	79 Barney Chavous
NT	68 Rubin Carter	NT	68 Rubin Carter	NT	68 Rubin Carter	NT	68 Rubin Carter
					72 Don Latimer		
RE	66 Brison Manor	RE	75 Rulon Jones	RE	75 Rulon Jones	RE	75 Rulon Jones
	73 Rulon Jones						66 Brison Manor
LO	58 Rob Nairne	LO	51 Bob Swenson	LO	50 Jim Ryan	LO	50 Jim Ryan
LI	56 Larry Evans	LI	56 Larry Evans	LI	56 Larry Evans	LI	53 Randy Gradishar
RI	53 Randy Gradishar	RI	52 Randy Gradishar	RI	53 Randy Gradishar	RI	58 Steve Busick
RO	57 Tom Jackson	RO	57 Tom Jackson	RO	57 Tom Jackson	RO	57 Tom Jackson
LC	20 Louis Wright	LC	20 Louis Wright	LC	20 Louis Wright	LC	20 Louis Wright
			45 Perry Smith				
RC	22 Aaron Kyle	RC	22 Aaron Kyle	RC	22 Aaron Kyle	RC	31 Mike Harden
	45 Perry Smith				45 Steve Wilson		45 Steve Wilson (Ret)
WS	43 Steve Foley	WS	43 Steve Foley	WS	31 Mike Harden	WS	43 Steve Foley
			31 Mike Harden (Ret)		43 Steve Foley		
SS	36 Billy Thompson	SS	36 Billy Thompson	SS	49 Dennis Smith	SS	49 Dennis Smith

1984		1985		1986		1987	
<b>OFFENSE</b>		<b>OFFENSE</b>		<b>OFFENSE</b>		<b>OFFENSE</b>	
WR	86 Butch Johnson	WR	86 Butch Johnson	WR	82 Vance Johnson	WR	82 Vance Johnson
LT	84 Clint Sampson	LT	82 Vance Johnson (Ret)	LT	80 Mark Jackson	LT	80 Mark Jackson
LG	70 Dave Studdard	LG	70 Dave Studdard	LG	70 Dave Studdard	LG	70 Dave Studdard
C	54 Keith Bishop	C	54 Keith Bishop	C	54 Keith Bishop	C	54 Keith Bishop
	64 Bill Bryan		64 Bill Bryan		64 Bill Bryan		64 Bill Bryan
RG	60 Paul Howard	RG	60 Paul Howard	RG	60 Paul Howard	RG	60 Paul Howard
RT	76 Ken Lanier	RT	76 Ken Lanier	RT	76 Ken Lanier	RT	62 Mike Freeman
TE	88 Clarence Kay	TE	88 Clarence Kay	TE	88 Clarence Kay	TE	79 Stephan Humphries
	87 Jim Wright		87 Jim Wright		88 Orson Mobley		76 Ken Lanier
WR	81 Steve Watson	WR	81 Steve Watson	WR	81 Steve Watson	WR	88 Clarence Kay
			84 Clint Sampson		84 Clint Sampson		89 Orson Mobley
QB	7 John Elway	QB	7 John Elway	QB	7 John Elway	QB	84 Ricky Nattiel
	8 Gary Kubiak						85 Rick Massie
RB	47 Gerald Willhite (Ret)	RB	23 Sammy Winder	RB	23 Sammy Winder	HB	7 John Elway
	33 Gene Lang (Ret)		33 Gene Lang		30 Steve Sewell		12 Ken Karcher
RB	23 Sammy Winder	RB	30 Steve Sewell	RB	47 Gerald Willhite (Ret)	FB	23 Sammy Winder
	24 Rick Parros		47 Gerald Willhite (Ret)		33 Gene Lang		47 Gerald Willhite
P	1 Chris Norman	P	1 Chris Norman	P	1 Chris Norman	P	33 Gene Lang
					13 Jack Weil		46 Bobby Micho
PK	3 Rich Karlis	PK	3 Rich Karlis	PK	3 Rich Karlis	PK	2 Mike Horan
Ret	82 Zack Thomas			Ret	35 Ken Bell	Ret	3 Rich Karlis
							27 Kevin Clark
							35 Ken Bell
<b>DEFENSE</b>		<b>DEFENSE</b>		<b>DEFENSE</b>		<b>DEFENSE</b>	
LE	79 Barney Chavous	LE	79 Barney Chavous	LE	61 Andre Townsend	LE	61 Andre Townsend
MG	68 Rubin Carter	MG	68 Rubin Carter	MG	71 Greg Kragen	NT	71 Greg Kragen
RE	75 Rulon Jones	RE	75 Rulon Jones	RE	75 Rulon Jones	RE	75 Rulon Jones
LO	52 Jim Ryan	LO	50 Jim Ryan	LO	50 Jim Ryan	LO	73 Simon Fletcher
	52 Ken Woodard						
LI	55 Rick Dennison	LI	77 Karl Mecklenburg	LI	77 Karl Mecklenburg	LI	77 Karl Mecklenburg
			55 Rick Dennison				
RI	58 Steve Busick	RI	58 Steve Busick	RI	98 Ricky Hunley	RI	98 Ricky Hunley
RO	57 Tom Jackson	RO	57 Tom Jackson	RO	57 Tom Jackson	RO	50 Jim Ryan
			52 Ken Woodard				
LC	31 Mike Harden	LC	31 Mike Harden	LC	31 Mike Harden	LC	36 Mark Haynes
RC	20 Louis Wright	RC	20 Louis Wright	RC	20 Louis Wright	RC	31 Mike Harden
FS	43 Steve Foley	FS	43 Steve Foley	FS	43 Steve Foley	WS	22 Tony Lilly
SS	49 Dennis Smith	SS	49 Dennis Smith	SS	49 Dennis Smith	SS	49 Dennis Smith
							48 Randy Robbins
<b>1988</b>		<b>1989</b>		<b>1990</b>		<b>1991</b>	
<b>OFFENSE</b>		<b>OFFENSE</b>		<b>OFFENSE</b>		<b>OFFENSE</b>	
WR	82 Vance Johnson	WR	82 Vance Johnson (Ret)	WR	82 Vance Johnson	WR	83 Michael Young
LT	84 Ricky Nattiel (Ret)	LT	83 Michael Young	LT	80 Ricky Nattiel	LT	82 Vance Johnson (Ret)
LT	70 Dave Studdard	LT	60 Gerald Perry	LT	60 Gerald Perry	LT	62 Jeff Davidson
LG	60 Gerald Perry	LG	54 Keith Bishop	LG	69 Darrell Hamilton	LG	69 Darrell Hamilton
	54 Keith Bishop		67 Doug Widell		67 Doug Widell		67 Doug Widell
C	64 Bill Bryan	C	72 Keith Kartz	C	72 Keith Kartz	C	72 Keith Kartz
RG	72 Keith Kartz	RG	66 Jim Juriga	RG	66 Jim Juriga	RG	68 Crawford Ker
							63 Sean Farrell
RT	76 Ken Lanier	RT	76 Ken Lanier	RT	76 Ken Lanier	RT	76 Ken Lanier
TE	88 Clarence Kay	TE	88 Clarence Kay	TE	88 Clarence Kay	TE	88 Clarence Kay
	89 Orson Mobley		89 Orson Mobley		81 Shannon Sharpe		81 Shannon Sharpe
WR	80 Mark Jackson	WR	80 Mark Jackson	WR	80 Mark Jackson	WR	83 Mark Jackson
			30 Steve Sewell		83 Michael Young		85 Derek Russell
QB	7 John Elway	QB	7 John Elway	QB	7 John Elway	QB	7 John Elway
	8 Gary Kubiak		8 Gary Kubiak				
HB	33 Tony Dorsett	HB	26 Bobby Humphrey	HB	26 Bobby Humphrey	HB	28 Gaston Green
	47 Gerald Willhite		23 Sammy Winder		30 Steve Sewell		33 Robert Perryman
FB	23 Sammy Winder	FB	40 Jeff Alexander	FB	23 Sammy Winder	FB	20 Greg Lewis
	30 Steve Sewell		32 Melvin Bratton		32 Melvin Bratton		30 Steve Sewell
P	2 Mike Horan	P	2 Mike Horan	P	2 Mike Horan	P	2 Mike Horan
PK	3 Rich Karlis	PK	9 David Treadwell	PK	9 David Treadwell	PK	9 David Treadwell
Ret	35 Ken Bell	Ret	35 Ken Bell	Ret	20 Kevin Clark	Ret	22 Alton Montgomery
<b>DEFENSE</b>		<b>DEFENSE</b>		<b>DEFENSE</b>		<b>DEFENSE</b>	
LE	65 Walt Bowyer	LE	92 Alphonso Carreker	LE	91 Warren Powers	LE	91 Warren Powers
	90 Freddie Gilbert						
NT	71 Greg Kragen	NT	71 Greg Kragen	NT	71 Greg Kragen	NT	71 Greg Kragen
RE	61 Andre Townsend	RE	61 Andre Townsend	RE	90 Ron Holmes	RE	90 Ron Holmes
			91 Warren Powers		94 Jim Szymanski		
LO	73 Simon Fletcher	LO	73 Simon Fletcher	LO	73 Simon Fletcher	LO	73 Simon Fletcher
LI	77 Karl Mecklenburg	LI	77 Karl Mecklenburg	LI	77 Karl Mecklenburg	LI	77 Karl Mecklenburg
	97 Bruce Klosterman						
RI	55 Rick Dennison	RI	55 Rick Dennison	RI	51 Marc Munford	RI	51 Mike Croel
					59 Tim Lucas		
RO	50 Jim Ryan	RO	56 Michael Brooks	RO	56 Michael Brooks	RO	56 Michael Brooks
	56 Michael Brooks						
LC	36 Mark Haynes	LC	34 Tyrone Braxton	LC	48 Randy Robbins	LC	34 Tyrone Braxton
					22 Alton Montgomery (Ret)		
RC	28 Jeremiah Castile	RC	24 Wymon Henderson	RC	24 Wymon Henderson	RC	24 Wymon Henderson
	45 Steve Wilson						
WS	31 Mike Harden	WS	27 Steve Atwater	FS	27 Steve Atwater	FS	27 Steve Atwater
SS	49 Dennis Smith	SS	49 Dennis Smith	SS	49 Dennis Smith	SS	49 Dennis Smith

1992

OFFENSE

WR	82	Vance Johnson
	86	Arthur Marshall (Ret)
LT	68	Russell Freeman
LG	62	Jeff Davidson
C	72	Keith Kartz
RG	67	Doug Widell
RT	76	Ken Lanier
TE	84	Shannon Sharpe
	89	Reggie Johnson
WR	80	Mark Jackson
	85	Derek Russell
QB	7	John Elway
	8	Tommy Maddox
HB	28	Gaston Green
	20	Greg Lewis
FB	38	Reggie Rivers
P	2	Mike Horan
	4	Ruben Rodriguez
PK	9	David Treadwell
Ret	22	Alton Montgomery

DEFENSE

LE	70	Brian Sochia
	99	Shane Dronett
NT	71	Greg Kragen
RE	96	Kenny Walker
LO	51	Mike Croel
LI	77	Karl Mecklenburg
RI	56	Michael Brooks
RO	73	Simon Fletcher
LC	34	Tyrone Braxton
RC	24	Wymon Henderson
FS	27	Steve Atwater
SS	49	Dennis Smith

1993

OFFENSE

WR	82	Vance Johnson
	86	Arthur Marshall
LT	65	Gary Zimmerman
LG	79	Dave Widell
C	72	Keith Kartz
RG	75	Brian Habib
RT	68	Russell Freeman
TE	84	Shannon Sharpe
	89	Reggie Johnson
WR	85	Derek Russell (Ret)
QB	7	John Elway
RB	33	Rod Bernstine
P	16	Tom Rouen
PK	1	Jason Elam
Ret	22	Glyn Milburn

DEFENSE

LE	90	Dan Williams
NT	71	Greg Kragen
RE	99	Shane Dronett
LOLB	51	Mike Croel
LILB	77	Karl Mecklenburg
RILB	57	Dave Wyman
ROLB	73	Simon Fletcher
LCB	34	Tyrone Braxton
RCB	29	Charles Dimry
FS	27	Steve Atwater
SS	49	Dennis Smith

1994

OFFENSE

WR	83	Anthony Miller
LT	65	Gary Zimmerman
LG	64	Joe Melander
C	79	Dave Widell
RG	75	Brian Habib
RT	76	Kirk Scarfard
	68	Russell Freeman
TE	84	Shannon Sharpe
WR	85	Derek Russell
QB	7	John Elway
RB	42	Leonard Russell
RB	22	Glyn Milburn
P	16	Tom Rouen
PK	1	Jason Elam
Ret	22	Glyn Milburn

DEFENSE

LE	99	Shane Dronett
LT	98	Ted Washington
RT	96	Harald Hasselbach
	90	Dan Williams
RE	73	Simon Fletcher
LLB	51	Mike Croel
MLB	77	Karl Mecklenburg
RLB	58	Elijah Alexander
LCB	26	Ben Smith
RCB	39	Ray Crockett
FS	49	Dennis Smith
SS	27	Steve Atwater

1995

OFFENSE

WR	83	Anthony Miller
LT	65	Gary Zimmerman
LG	69	Mark Schlereth
C	66	Tom Nalen
RG	75	Brian Habib
RT	76	Broderick Thompson
TE	84	Shannon Sharpe
WR	81	Mike Pritchard
QB	7	John Elway
RB	30	Terrell Davis
FB	29	Aaron Craver
P	16	Tom Rouen
PK	1	Jason Elam
Ret	22	Glyn Milburn

DEFENSE

LE	96	Harald Hasselbach
LT	93	James Jones
RT	95	Michael Dean Perry
RE	73	Simon Fletcher
LLB	58	Elijah Alexander
	59	Glenn Cadrez
MLB	92	Dave Wyman
RLB	57	Allen Aldridge
LCB	39	Ray Crockett
RCB	48	Lionel Washington
FS	27	Steve Atwater
SS	34	Tyrone Braxton

1996

OFFENSE

WR	83	Anthony Miller
LT	65	Gary Zimmerman
LG	69	Mark Schlereth
C	66	Tom Nalen
RG	75	Brian Habib
RT	76	Broderick Thompson
TE	84	Shannon Sharpe
QB	87	Ed McCaffrey
QB	7	John Elway
RB	30	Terrell Davis
FB	29	Aaron Craver
P	16	Tom Rouen
PK	1	Jason Elam
KRet	22	Vaughn Hebron
PRet	80	Rod Smith

DEFENSE

LE	90	Dan Williams
LT	97	Mike Lodish
RT	95	Michael Dean Perry
RE	91	Alfred Williams
SLB	53	Bill Romanowski
MLB	57	Allen Aldridge
WLB	51	John Mobley
LCB	39	Ray Crockett
RCB	48	Lionel Washington
FS	27	Steve Atwater
SS	34	Tyrone Braxton

1997

OFFENSE

WR	80	Rod Smith
LT	65	Gary Zimmerman
LG	69	Mark Schlereth
C	66	Tom Nalen
RG	75	Brian Habib
RT	77	Tony Jones
TE	84	Shannon Sharpe
QB	87	Ed McCaffrey
QB	7	John Elway
RB	30	Terrell Davis
FB	29	Howard Griffith
P	16	Tom Rouen
PK	1	Jason Elam
KRet	22	Vaughn Hebron

DEFENSE

LE	90	Neil Smith
LT	94	Keith Traylor
RT	98	Maa Tanuvasa
	95	Michael Dean Perry
RE	91	Alfred Williams
SLB	53	Bill Romanowski
MLB	57	Allen Aldridge
WLB	51	John Mobley
LCB	39	Ray Crockett
RCB	23	Darrien Gordon (PRet)
FS	27	Steve Atwater
SS	34	Tyrone Braxton

1998

OFFENSE

WR	80	Rod Smith
LT	77	Tony Jones
LG	69	Mark Schlereth
C	66	Tom Nalen
RG	62	Dan Neil
RT	74	Harry Swayne
TE	84	Shannon Sharpe
QB	87	Ed McCaffrey
QB	7	John Elway
RB	30	Terrell Davis
FB	29	Howard Griffith
P	16	Tom Rouen
PK	1	Jason Elam
KRet	22	Vaughn Hebron

DEFENSE

LE	90	Neil Smith
LT	94	Keith Traylor
RT	93	Trevor Pryce
RE	98	Maa Tanuvasa
SLB	53	Bill Romanowski
MLB	59	Glenn Cadrez
WLB	51	John Mobley
LCB	39	Ray Crockett
RCB	21	Darrien Gordon (PRet)
FS	27	Steve Atwater
SS	34	Tyrone Braxton

1999

OFFENSE

WR	80	Rod Smith
LT	77	Tony Jones
LG	69	Mark Schlereth
C	66	Tom Nalen
RG	62	Dan Neil
RT	78	Matt Lepsis
TE	89	Dwayne Carswell
	84	Shannon Sharpe
WR	87	Ed McCaffrey
QB	14	Brian Griese
RB	22	Olandis Gary
	30	Terrell Davis
FB	29	Howard Griffith
P	16	Tom Rouen
PK	1	Jason Elam
KRet	21	Chris Watson
PRet	21	Chris Watson

DEFENSE

LE	90	Neil Smith
	98	Maa Tanuvasa
LT	94	Keith Traylor
RT	93	Trevor Pryce
RE	98	Maa Tanuvasa
	91	Alfred Williams
SLB	53	Bill Romanowski
MLB	56	Al Wilson
WLB	59	Glenn Cadrez
LCB	39	Ray Crockett
RCB	40	Dale Carter
FS	26	Eric Brown
SS	34	Tyrone Braxton

2000		2001		2002		2003	
OFFENSE		OFFENSE		OFFENSE		OFFENSE	
WR	80 Rod Smith	WR	80 Rod Smith	WR	80 Rod Smith	WR	80 Rod Smith
LT	77 Tony Jones	LT	70 Trey Teague	LT	74 Ephraim Salaam	LT	74 Ephraim Salaam
LG	69 Mark Schlereth	LG	64 Lennie Friedman	LG	50 Ben Hamilton (first 7)	LG	50 Ben Hamilton
	64 Lennie Friedman				79 Steve Herndon (last 9)		
C	66 Tom Nalen	C	66 Tom Nalen	C	66 Tom Nalen (first 7)	C	66 Tom Nalen
					50 Ben Hamilton (last 9)		
RG	62 Dan Neil	RG	62 Dan Neil	RG	62 Dan Neil	RG	62 Dan Neil
RT	78 Matt Lepsis	RT	78 Matt Lepsis	RT	78 Matt Lepsis	RT	78 Matt Lepsis
TE	89 Dwayne Carswell	TE	89 Dwayne Carswell	TE	84 Shannon Sharpe	TE	84 Shannon Sharpe
WR	87 Ed McCaffrey	WR	87 Ed McCaffrey (1)	WR	87 Ed McCaffrey	WR	87 Ed McCaffrey (8)
			85 Eddie Kennison (7)				85 Ashley Lelie (8)
			81 Keith Poole (3)				
			82 Kevin Kasper (4)				
QB	14 Brian Griese	QB	14 Brian Griese	QB	14 Brian Griese	QB	16 Jake Plummer
RB	38 Mike Anderson (12)	RB	30 Terrell Davis (8)	RB	26 Clinton Portis	RB	26 Clinton Portis
	30 Terrell Davis (4)		38 Mike Anderson (7)				
FB	29 Howard Griffith	FB	86 Patrick Hape (8)	FB	38 Mike Anderson	FB	38 Mike Anderson (10)
			37 Tony Carter (6)				34 Reuben Droughns (6)
P	16 Tom Rouen	P	16 Tom Rouen	P	4 Micah Knorr (last 8)	P	4 Micah Knorr
					16 Tom Rouen (first 8)		
PK	1 Jason Elam	PK	1 Jason Elam	PK	1 Jason Elam	PK	1 Jason Elam
KRet	24 Deltha O'Neal	KRet	84 Chris Cole	KRet	34 Reuben Droughns	KRet	81 Chris Cole
					83 Scottie Montgomery		34 Reuben Droughns
					82 Kevin Kasper		
PRet	24 Deltha O'Neal	PRet	24 Deltha O'Neal	PRet	24 Deltha O'Neal	PRet	24 Deltha O'Neal
DEFENSE		DEFENSE		DEFENSE		DEFENSE	
LE	98 Maa Tanuvasa	LE	97 Keith Washington	LE	93 Trevor Pryce	LE	93 Trevor Pryce
LT	94 Keith Traylor	LT	91 Chester McGlockton	LT	94 Lional Dalton	LT	68 Mario Fatatehi
RT	93 Trevor Pryce	RT	93 Trevor Pryce	RT	91 Chester McGlockton	RT	90 Darius Holland
RE	95 Kavika Pittman	RE	95 Kavika Pittman	RE	95 Kavika Pittman	RE	92 Bertrand Berry
SLB	53 Bill Romanowski	SLB	53 Bill Romanowski	SLB	51 John Mobley	SLB	57 Jashon Sykes (9)
							51 John Mobley (7)
MLB	56 Al Wilson	MLB	56 Al Wilson	MLB	56 Al Wilson	MLB	56 Al Wilson
WLB	51 John Mobley	WLB	51 John Mobley	WLB	52 Ian Gold	WLB	59 Donnie Spragan (8)
							52 Ian Gold (6)
LCB	39 Ray Crockett	LCB	24 Deltha O'Neal	LCB	24 Deltha O'Neal	LCB	35 Lenny Walls
RCB	27 Terrell Buckley	RCB	27 Denard Walker	RCB	27 Denard Walker	RCB	31 Kelly Herndon (11)
							24 Deltha O'Neal
FS	26 Eric Brown	FS	26 Eric Brown	FS	43 Izell Reese	FS	42 Sam Brandon (10)
SS	32 Billy Jenkins	SS	28 Kenoy Kennedy	SS	28 Kenoy Kennedy	SS	25 Nick Ferguson (6)
							28 Kenoy Kennedy
2004		2005		2006		2007	
OFFENSE		OFFENSE		OFFENSE		OFFENSE	
WR	80 Rod Smith	WR	80 Rod Smith	WR	80 Rod Smith	WR	15 Brandon Marshall
LT	78 Matt Lepsis	LT	78 Matt Lepsis	LT	64 Erik Pears (last 10)	LT	78 Matt Lepsis
					78 Matt Lepsis (first 6)		
LG	50 Ben Hamilton	LG	50 Ben Hamilton	LG	50 Ben Hamilton	LG	73 Chris Kuper (last 11)
							62 Chris Myers (first 5)
C	66 Tom Nalen	C	66 Tom Nalen	C	66 Tom Nalen	C	62 Chris Myers (last 11)
							66 Tom Nalen (first 5)
RG	62 Dan Neil (first 12)	RG	65 Cooper Carlisle	RG	65 Cooper Carlisle	RG	70 Montreae Holland
	65 Cooper Carlisle (last 4)						
RT	72 George Foster	RT	72 George Foster	RT	72 George Foster	RT	64 Erik Pears
TE	89 Dwayne Carswell (14)	TE	82 Stephen Alexander	TE	82 Stephen Alexander	TE	89 Daniel Graham
WR	85 Ashley Lelie	WR	85 Ashley Lelie	WR	84 Javon Walker	WR	14 Brandon Stokley
QB	16 Jake Plummer	QB	16 Jake Plummer	QB	16 Jake Plummer (first 11)	QB	6 Jay Cutler
					6 Jay Cutler (last 5)		
RB	34 Reuben Droughns (last 12)	RB	38 Mike Anderson	RB	26 Tatum Bell	RB	35 Selvin Young (8)
	22 Quentin Griffin (first 4)						20 Travis Henry (7)
FB	34 Reuben Droughns (3)	FB	39 Kyle Johnson	FB	39 Kyle Johnson	FB	37 Cecil Sapp
	39 Kyle Johnson (3)						
P	4 Micah Knorr	P	10 Todd Sauerbrun	P	3 Paul Ernster	P	10 Todd Sauerbrun
PK	1 Jason Elam	PK	1 Jason Elam	PK	1 Jason Elam	PK	1 Jason Elam
KRet	45 Roc Alexander	KRet	27 Darrent Williams	KRet	19 Brian Clark	KRet	23 Andre Hall
	10 Triandos Luke		45 Roc Alexander		11 Quincy Morgan		17 Glenn Martinez
	34 Reuben Droughns		81 Charlie Adams				
PRet	10 Triandos Luke	PRet	27 Darrent Williams	PRet	27 Darrent Williams	PRet	17 Glenn Martinez
	80 Rod Smith		81 Charlie Adams				
DEFENSE		DEFENSE		DEFENSE		DEFENSE	
LE	92 Marco Coleman	LE	98 Courtney Brown	LE	76 Kenard Lang	LE	60 John Engelberger
LT	68 Mario Fatatehi	LT	96 Michael Myers	LT	96 Michael Myers	LT	95 Sam Adams (11)
							79 Marcus Thomas (5)
RT	75 Monsanto Pope	RT	61 Gerard Warren	RT	61 Gerard Warren	RT	99 Alvin McKinley
RE	98 Reggie Hayward	RE	93 Trevor Pryce	RE	91 Ebenezer Ekuban	RE	92 Elvis Dumervil
SLB	59 Donnie Spragan	SLB	55 D.J. Williams	SLB	55 D.J. Williams	SLB	58 Nate Webster
MLB	56 Al Wilson	MLB	56 Al Wilson	MLB	56 Al Wilson	MLB	55 D.J. Williams
WLB	52 D.J. Williams	WLB	52 Ian Gold	WLB	52 Ian Gold	WLB	52 Ian Gold
LCB	24 Champ Bailey	LCB	24 Champ Bailey	LCB	24 Champ Bailey	LCB	24 Champ Bailey
RCB	31 Kelly Herndon	RCB	27 Darrent Williams (9)	RCB	27 Darrent Williams	RCB	32 Dré Bly
			22 Dominique Foxworth (7)				
FS	47 John Lynch	FS	47 John Lynch	FS	47 John Lynch	FS	47 John Lynch
SS	28 Kenoy Kennedy	SS	25 Nick Ferguson	SS	25 Nick Ferguson	SS	21 Hamza Abdullah (8)
							25 Nick Ferguson (7)



2008			2009			2010			2011		
OFFENSE			OFFENSE			OFFENSE			OFFENSE		
WR	15	Brandon Marshall	WR	15	Brandon Marshall	WR	15	Brandon Lloyd (11)	WR	87	Eric Decker
LT	78	Ryan Clady	LT	78	Ryan Clady	LT	78	Ryan Clady	LT	78	Ryan Clady
LG	50	Ben Hamilton	LG	50	Ben Hamilton (8)	LG	64	Zane Beadles (8)	LG	68	Zane Beadles
				71	Russ Hochstein (8)		71	Stanley Daniels (4)			
C	62	Casey Wiegmann	C	62	Casey Wiegmann	C	50	J.D. Walton	C	50	J.D. Walton
RG	73	Chris Kuper	RG	73	Chris Kuper	RG	73	Chris Kuper	RG	73	Chris Kuper
RT	74	Ryan Harris	RT	74	Ryan Harris (8)	RT	74	Ryan Harris (10)	RT	74	Orlando Franklin
TE	89	Daniel Graham	TE	76	Tyler Polumbus (8)	TE	68	Zane Beadles (6)	TE	86	Daniel Fells
WR	19	Eddie Royal	WR	89	Daniel Graham	WR	10	Jabar Gaffney (11)	WR	19	Eddie Royal (8)
			WR	19	Eddie Royal		19	Eddie Royal (10)		88	Demaryius Thomas (5)
QB	6	Jay Cutler	QB	8	Kyle Orton	QB	8	Kyle Orton	QB	15	Tim Tebow (11)
										8	Kyle Orton (5)
RB	35	Selvin Young (first 5)	RB	27	Knowshon Moreno (9)	RB	27	Knowshon Moreno	RB	23	Willis McGahee
	28	Michael Pittman (3)		28	Correll Buckhalter (7)						
	22	Peyton Hillis (3)									
FB	22	Peyton Hillis	TE	88	Tony Scheffler	FB	46	Spencer Larsen	FB	46	Spencer Larsen
P	1	Brett Kern	P	17	Mitch Berger (last 10)	P	4	Britton Colquitt	P	4	Britton Colquitt
			P	1	Brett Kern (first 6)						
PK	5	Matt Prater	PK	5	Matt Prater	PK	5	Matt Prater (12)	PK	5	Matt Prater
KRet	19	Eddie Royal	KRet	19	Eddie Royal	KRet	87	Eric Decker	KRet	17	Quan Cosby
	23	Andre Hall					87	Demaryius Thomas		17	Quan Cosby
PRet	19	Eddie Royal	PRet	19	Eddie Royal	PRet	19	Eddie Royal	PRet	17	Quan Cosby
										19	Eddie Royal
DEFENSE			DEFENSE			DEFENSE			DEFENSE		
LE	60	John Engelberger (first 6)	LE	98	Ryan McBean	LE	97	Justin Bannan	LE	91	Robert Ayers
	91	Ebenezer Ekuban (last 10)									
LT	63	Dewayne Robertson	LDT	91	Ronald Fields	NT	77	Jamal Williams	DT	77	Brodrick Bunkley
RT	79	Marcus Thomas	RDT	90	Kenny Peterson	RE	99	Kevin Vickerson	DT	79	Marcus Thomas (10)
							98	Ryan McBean		99	Kevin Vickerson (4)
SLB	92	Elvis Dumervil	RE	57	Mario Haggan	OLB	56	Robert Ayers	RE	92	Elvis Dumervil
SLB	51	Jamie Winborn (10)	SLB	92	Elvis Dumervil	OLB	52	Jason Hunter (9)	SLB	58	Von Miller
MLB	58	Nate Webster	MLB	54	Andra Davis	ILB	55	D.J. Williams	MLB	51	Joe Mays
MLB	55	D.J. Williams	MLB	55	D.J. Williams	ILB	57	Mario Haggan (8)	MLB	55	D.J. Williams
							59	Wesley Woodyard (3)			
LCB	24	Champ Bailey (9)	LCB	24	Champ Bailey	LCB	24	Champ Bailey	LCB	24	Champ Bailey
RCB	32	Joshua Bell (5)	RCB	21	André Goodman	RCB	21	André Goodman (8)	RCB	21	André Goodman
	32	Dré Bly					32	Perrish Cox (8)			
FS	20	Marlon McCree (7)	FS	23	Renaldo Hill	FS	23	Renaldo Hill	FS	20	Quinton Carter (8)
	37	Calvin Lowry (3)								26	Rahim Moore (7)
	39	Vernon Fox (2)									
	36	Josh Barrett (2)									
SS	33	Marquand Manuel	SS	20	Brian Dawkins	SS	20	Brian Dawkins	SS	20	Brian Dawkins
2012			2013			2014			2015		
OFFENSE			OFFENSE			OFFENSE			OFFENSE		
WR	88	Demaryius Thomas	WR	88	Demaryius Thomas	WR	88	Demaryius Thomas	WR	88	Demaryius Thomas
LT	78	Ryan Clady	LT	75	Chris Clark (13)	LT	78	Ryan Clady	LT	68	Ryan Harris (13)
LG	68	Zane Beadles	LG	68	Zane Beadles	LG	74	Orlando Franklin	LG	69	Ty Sambrallo (3)
										69	Evan Mathis (12)
C	67	Dan Koppen (12)	C	66	Manny Ramirez	C	66	Manny Ramirez (first 8)	C	61	Max Garcia (4)
	50	J.D. Walton					64	Will Montgomery (last 8)			
RG	65	Manny Ramirez (11)	RG	65	Louis Vasquez	RG	65	Louis Vasquez (first 8)	RG	65	Louis Vasquez
RT	73	Chris Kuper (5)	RT	74	Orlando Franklin	RT	65	Manny Ramirez (last 8)	RT	79	Michael Schofield (13)
	74	Orlando Franklin					65	Louis Vasquez (last 6)		68	Ryan Harris (3)
TE	81	Joel Dreessen (15)	TE	80	Julius Thomas (13)	TE	80	Julius Thomas (10)	TE	81	Owen Daniels
	84	Jacob Tamme (8)		85	Virgil Green (4)		85	Virgil Green (9)			
WR	87	Eric Decker	WR	87	Eric Decker	WR	83	Emmanuel Sanders	WR	10	Emmanuel Sanders
	14	Brandon Stokley (9)	WR	83	Wes Welker (13)		82	Wes Welker (9)		11	Jordan Norwood (5)
QB	18	Peyton Manning	QB	18	Peyton Manning	QB	18	Andre Caldwell (2)	QB	18	Peyton Manning (9)
							18	Peyton Manning		17	Brock Osweiler (7)
RB	23	Willis McGahee (6)	RB	27	Knowshon Moreno	RB	22	C.J. Anderson (last 7)	RB	23	Ronnie Hillman (10)
	27	Knowshon Moreno (6)					28	Ronnie Hillman (4)		22	C.J. Anderson (6)
							28	Montee Ball (3)			
P	4	Britton Colquitt	P	4	Britton Colquitt	P	4	Britton Colquitt	P	4	Britton Colquitt
			PK	5	Matt Prater			Brandon McManus (first 11)			Brandon McManus
KRet	11	Trindon Holliday	KRet	11	Trindon Holliday	KRet	1	Connor Barth (last 5)	KRet	31	Omar Bolden
	31	Omar Bolden		12	Andre Caldwell		12	Omar Bolden		12	Andre Caldwell
PRet	11	Trindon Holliday	PRet	11	Trindon Holliday	PRet	19	Isaiah Burse	PRet	10	Emmanuel Sanders
	36	Jim Leonhard		83	Wes Welker		83	Wes Welker			
DEFENSE			DEFENSE			DEFENSE			DEFENSE		
LE	95	Derek Wolfe	LE	95	Derek Wolfe (11)	LE	95	Derek Wolfe	DE	95	Derek Wolfe (12)
	97	Malik Jackson (5)								96	Vance Walker (4)
DT	99	Kevin Vickerson	DT	99	Kevin Vickerson (11)	DT	92	Sylvester Williams (13)	DT	92	Sylvester Williams
							97	Malik Jackson (3)	NE	97	Malik Jackson
NT	97	Justin Bannan	NT	94	Terrance Knighton	NT	98	Terrance Knighton	SLB	58	Von Miller
RE	92	Elvis Dumervil	RE	90	Shaun Phillips (12)	RE	94	DeMarcus Ware	SLB	54	DeMarcus Ware (10)
									WB	58	Shaquil Barrett (6)
SLB	91	Robert Ayers (3)	SLB	58	Von Miller (9)	SLB	58	Von Miller	ILB	48	Brandon Marshall
	58	Von Miller									
MLB	57	Keith Brooking (12)	MLB	52	Wesley Woodyard (10)	MLB	56	Nate Irving (first 8)	ILB	59	Danny Trevathan
	51	Joe Mays (4)		51	Paris Lenon (6)		53	Steven Johnson (7)			
LCB	24	Champ Bailey	LCB	25	Chris Harris Jr. (10)	LCB	21	Aqib Talib	LCB	21	Aqib Talib
	24	Champ Bailey (3)									
RCB	25	Chris Harris (11)	RCB	45	D. Rodgers-Cromartie	RCB	25	Chris Harris Jr.	RCB	25	Chris Harris Jr.
	22	Tracy Porter (4)									
FS	26	Rahim Moore	FS	26	Rahim Moore (10)	FS	26	Rahim Moore	FS	26	Darian Stewart
				20	Mike Adams (6)						
SS	20	Mike Adams	SS	33	Duke thenacho	SS	43	T.J. Ward	SS	43	T.J. Ward





## Denver 24, Carolina 10

Sunday, Feb. 7, 2016 • 3:39 p.m. PST • Levi's Stadium • Santa Clara, Calif.

WEATHER: Sunny, 76°, Wind NW 16 mph • TIME: 3:43 • ATTENDANCE: 71,088

### Super Bowl 50

Behind a ruthless defense led by MVP Von Miller and his 2.5-sack, two-forced fumble performance, the Denver Broncos claimed their third world championship by beating the Carolina Panthers 24-10 in Super Bowl 50 at Levi's Stadium in Santa Clara, Calif.

At age 39, quarterback Peyton Manning became the oldest starting quarterback to win a Super Bowl and the first in NFL history to win a Super Bowl with two different teams. The Super Bowl 50 victory also gave Manning his 200th career win, passing Hall of Famer Brett Favre for the most combined victories in league history.

John Elway, the architect of Denver's World Championship team, earned his third Super Bowl win and his first as an executive. Gary Kubiak, in his initial season leading the Broncos, also made history by becoming the first person to play in and serve as the head coach for the same franchise in the Super Bowl.

Denver's defense would post seven sacks and four turnovers, holding the league's No. 1 ranked scoring offense to 10 points.

Broncos kicker Brandon McManus put the Broncos on the board on the team's first drive before Denver's defense took over. Helped by the special teams unit which pinned Carolina deep in its own territory, Miller strip-sacked quarterback Cam Newton and defensive end Malik Jackson recovered in the endzone to record only the seventh fumble recovery for a touchdown in Super Bowl history.

After a Carolina touchdown and McManus' second field goal—which was set up by Jordan Norwood's Super Bowl-record 61-yard punt return—the Broncos entered halftime with a 13-7 lead.

The Broncos maintained their edge in the third quarter thanks to a missed Panthers field goal and a 30-yard kick from McManus. Safety T.J. Ward thwarted another Panthers' scoring opportunity by intercepting Newton at the Denver 10-yard line. Though Ward fumbled on the return, linebacker Danny Trevathan recovered to keep possession.

The Panthers opened the fourth quarter with a strip-sack of Manning, which they quickly turned into points on a 39-yarder from kicker Graham Gano to narrow the score to 16-10.

With less than five minutes on the clock, Miller strip-sacked Newton for the second time and Ward recovered to give Denver possession at the Panthers' 4-yard line.

Running back C.J. Anderson found the end zone four plays later on a 2-yard run, and Manning connected with receiver Bennie Fowler for the two-point conversion to clinch the Super Bowl 50 win.

Following the game, in a moment of tribute to Super Bowl XXXII and in celebration of Owner Pat Bowlen's third World Championship, Elway stood at midfield, lifted the Lombardi Trophy to the sky and shouted, 'This one's for Pat!'

#### OFFICIALS:

**Referee** — Clete Blakeman (34); **Umpire** — Jeff Rice (44); **Head Linesman** — Wayne Mackie (106); **Line Judge** — Rusty Baynes (59); **Side Judge** — Scott Edwards (3); **Field Judge** — Boris Cheek (41); **Back Judge** — Keith Ferguson (61); **Replay** — Charles Stewart.

### DENVER BRONCOS

#### OFFENSE

**WR** 88 D. Thomas  
**LT** 68 R. Harris  
**LG** 69 E. Mathis  
**C** 61 M. Paradis  
**RG** 65 L. Vasquez  
**RT** 79 M. Schofield  
**TE** 81 O. Daniels  
**WR** 10 E. Sanders  
**RB** 22 C. Anderson  
**QB** 18 P. Manning  
**TE** 80 V. Davis

#### DEFENSE

**DE** 95 D. Wolfe  
**NT** 92 S. Williams  
**DE** 97 M. Jackson  
**SLB** 58 V. Miller  
**WLB** 54 D. Ware  
**ILB** 94 B. Marshall  
**ILB** 59 D. Trevathan  
**LCB** 21 A. Talib  
**RCB** 25 C. Harris Jr.  
**SS** 43 T. Ward  
**FS** 26 D. Stewart

**BRONCOS SUBSTITUTIONS:** P 4 B. Colquitt, K 8 B. McManus, WR 11 J. Norwood, WR 12 A. Caldwell, WR 14 C. Latimer, WR 16 B. Fowler, S 20 J. Bush, RB 23 R. Hillman, CB 29 B. Roby, DB 33 S. Keo, CB 36 K. Webster, LS 46 A. Brewer, OLB 48 S. Barrett, ILB 51 T. Davis, ILB 52 C. Nelson, OLB 55 L. McCray, OLB 56 S. Ray, C/G 73 M. Garcia, T 76 T. Polumbus, TE 85 V. Green, DE 90 A. Smith, DE 96 V. Walker. **DID NOT PLAY:** QB 17 B. Osweiler, C 53 J. Ferentz. **INACTIVE:** QB 13 T. Siemian, CB 37 L. Doss, CB 39 T. Nixon, RB 40 J. Thompson, C 67 S. Brenner, G 70 R. Myers Jr., NT 98 D. Kilgo.

### CAROLINA PANTHERS

#### OFFENSE

**OL** 60 Da. Williams  
**LT** 73 M. Oher  
**LG** 68 A. Norwell  
**C** 67 R. Kalil  
**RG** 70 T. Turner  
**RT** 74 M. Remmers  
**TE** 88 G. Olsen  
**WR** 17 D. Funchess  
**QB** 1 C. Newton  
**TE** 84 E. Dickson  
**RB** 28 J. Stewart

#### DEFENSE

**LDE** 95 C. Johnson  
**LDT** 98 S. Lotulelei  
**RDT** 99 K. Short  
**RDE** 69 J. Allen  
**SLB** 54 S. Thompson  
**MLB** 59 L. Kuechly  
**WLB** 58 T. Davis  
**LCB** 27 R. McClain  
**RBC** 24 J. Norman  
**SS** 41 R. Harper  
**FS** 20 K. Coleman

**PANTHERS SUBSTITUTIONS:** P 8 B. Nortman, K 9 G. Gano, WR 10 C. Brown, QB 14 J. Webb, WR 19 T. Ginn, CB 21 T. Williams, CB 26 C. Finnegan, S 33 T. Boston, FB 35 M. Tolbert, S 42 C. Jones, RB 4 F. Whitaker, LS 44 J. Jansen, LB 53 B. Jacobs, LB 55 D. Mayo, LB 56 A. Klein, G 61 F. Velasco, G 79 C. Scott, TE 80 S. Simonson, WR 82 J. Cotchery, DT 92 D. Edwards, DT 93 K. Love, DE 94 K. Ealy, DE 97 M. Addison. **DID NOT PLAY:** QB 3 D. Anderson. **INACTIVE:** WR 11 B. Bersin, DB 22 L. Young, S 29 D. Marlowe, RB 36 B. Wegher, RB 34 C. Artis-Payne, WR 81 K. Norwood, DE 91 R. Delaire.

		1	2	3	4	OT	TOTAL	FIELD GOALS (made ( ) missed)	
<b>VISITOR</b>	Carolina Panthers	0	7	0	3	0	10	G. Gano 44RU (39)	
<b>HOME</b>	Denver Broncos	10	3	3	8	0	24	B. McManus (34) (33) (30)	

Team	Qtr	Clock Time	PLAY DESCRIPTION (Extra Point) (Drive Info)	SCORE Visitor	Home
BRONCOS	1	10:43	B. McManus 34 yd. Field Goal (10-64, 4:17)	0	3
BRONCOS	1	6:27	M. Jackson fumble recovery in end zone (B. McManus kick)	0	10
PANTHERS	2	11:25	J. Stewart 1 yd. run (G. Gano kick) (9-73, 4:50)	7	10
BRONCOS	2	6:58	B. McManus 33 yd. Field Goal (4--1, 2:13)	7	13
BRONCOS	3	8:18	B. McManus 30 yd. Field Goal (7-54, 2:30)	7	16
PANTHERS	4	10:21	G. Gano 39 yd. Field Goal (6-29, 2:56)	10	16
BRONCOS	4	3:08	C. Anderson 2 yd. run (P. Manning pass to B. Fowler) (3-4, 0:56)	10	24

Final Individual Statistics																											
Carolina Panthers												Denver Broncos															
Rushing	Att	Yds	Avg	LG	TD							Rushing	Att	Yds	Avg	LG	TD										
C. Newton	6	45	7.5	14	0							C. Anderson	23	90	3.9	34	1										
J. Stewart	12	29	2.4	12	1							R. Hillman	5	0	0.0	3	0										
F. Whitaker	4	26	6.5	15	0																						
M. Tolbert	5	18	3.6	11	0																						
TOTAL	27	118	4.4	15	1	TOTAL						28	90	3.2	34	1											
Passing	Att	Cmp	Yds	TKD/YD	TD	LG	IN	Rtg.							Passing	Att	Cmp	Yds	TKD/YD	TD	LG	IN	Rtg.				
C. Newton	41	18	265	6/64	0	45	1	55.4							P. Manning	23	13	141	5/37	0	25	1	56.6				
T. Ginn Jr.	0	0	0	1/4	0	—	0	0.0																			
TOTAL	41	18	265	7/68	0	45	1	55.4	TOTAL						23	13	141	5/37	0	25	1	56.6					
Pass Receiving			NO	YDS	AVG	LG	TD							Pass Receiving			NO	YDS	AVG	LG	TD						
C. Brown			4	80	20.0	42	0							E. Sanders			6	83	13.8	25	0						
T. Ginn Jr.			4	74	18.5	45	0							C. Anderson			4	10	2.5	7	0						
G. Olsen			4	41	10.3	19	0							A. Caldwell			1	22	22.0	22	0						
D. Funchess			2	40	20.0	24	0							O. Daniels			1	18	18.0	18	0						
J. Cotchery			2	17	8.5	11	0							D. Thomas			1	8	8.0	8	0						
F. Whitaker			1	14	14.0	8	0																				
J. Stewart			1	-1	-1.0	-1	0																				
TOTAL			18	265	14.7	45	0	TOTAL								13	141	10.8	25	0							
Interceptions			NO	YDS	AVG	LG	TD							Interceptions			NO	YDS	AVG	LG	TD						
K. Kaly			1	19	19.0	19	0							T. Ward			1	-3	-3.0	-3	0						
TOTAL			1	19	19.0	19	0	TOTAL								1	-3	-3.0	-3	0							
Punting	NO	YDS	AVG	NET	FB	IN20	LG							Punting	NO	YDS	AVG	NET	FB	IN20	LG						
B. Nortman	7	315	45.0	33.4	1	1	61							B. Colquitt	8	367	45.9	45.6	0	2	54						
TOTAL	7	315	45.0	33.4	1	1	61	TOTAL						8	367	45.9	45.6	0	2	54							
Punt Returns			NO	YDS	AVG	FC	LG	TD							Punt Returns			NO	YDS	AVG	FC	LG	TD				
T. Ginn Jr.			3	2	0.7	2	3	0							J. Norwood			1	61	61.0	3	61	0				
[OUT OF BOUNDS]			3	0	0.0	0	—	0							E. Sanders			0	0	0.0	1	—	0				
														[DOWNED]			1	0	0.0	0	—	0					
														[TOUCHBACK]			1	0	0.0	0	—	0					
RETURNS			3	2	0.7	2	3	0	RETURNS								1	61	61.0	4	61	0					
Kickoff Returns			NO	YDS	AVG	FC	LG	TD							Kickoff Returns			NO	YDS	AVG	FC	LG	TD				
J. Webb			1	24	24.0	0	24	0							A. Caldwell			2	42	21.0	0	24	0				
F. Whitaker			1	18	18.0	0	18	0							[TOUCHBACK]			1	0	0.0	0	—	0				
[TOUCHBACK]			4	0	0.0	0	—	0																			
RETURNS			2	42	21.0	0	24	0	RETURNS								2										

FINAL TEAM STATISTICS									
	PANTHERS		BRONCOS			PANTHERS		BRONCOS	
TOTAL FIRST DOWNS	21	11	FGs - PATs Had Blocked			0-0	0-0		
By Rushing	8	4	Net Punting Average			33.4	45.6		
By Passing	10	5	TOTAL RETURN YARDAGE (Not Including Kickoffs)			21	58		
By Penalty	3	2	No. and Yards Punt Returns			3-2	1-61		
THIRD DOWN EFFICIENCY	3-15-20%	1-14-7%	No. and Yards Kickoff Returns			2-42	2-42		
FOURTH DOWN EFFICIENCY	0-0-0%	0-0-0%	No. and Yards Interception Returns			1-19	1-31		
TOTAL NET YARDS	315	194	PENALTIES Number and Yards			12-102	6-53		
Total Offensive Plays (inc. times thrown passing)	75	56	FUMBLES Number and Lost			4-3	3-1		
Average gain per offensive play	4.2	3.5	TOUCHDOWNS			1	2		
NET YARDS RUSHING	118	90	Rushing			1	1		
Total Rushing Plays	27	28	Passing			0	0		
Average gain per rushing play	4.4	3.2	Fumbles			0	1		
Tackles for a loss-number and yards	1-1	4-7	EXTRA POINTS Made-Attempts			1-1	2-2		
NET YARDS PASSING	197	104	Kicking Made-Attempts			1-1	1-1		
Times thrown - yards lost attempting to pass	7-68	5-37	Passing Made-Attempts			0-0	3-1		
Gross yards passing	265	141	FIELD GOALS Made-Attempts			1-2	3-3		
PASS ATTEMPTS-COMPLETIONS-HAD INTERCEPTED	41-18-1	23-13-1	RED ZONE EFFICIENCY			1-2-50%	1-4-25%		
Avg gain per pass play (inc # thrown passing)	4.1	3.7	GOAL TO GO EFFICIENCY			1-1-100%	1-1-100%		
KICKOFFS Number-In End-Zone-Touchbacks	3-2-1	6-5-4	SAFETIES			0	0		
PUNTS Number and Average	7-45.0	8-45.9	FINAL SCORE			10	24		
Had Blocked	0	0	TIME OF POSSESSION			32:47	27:13		

Broncos Defensive Statistics																	
(Press Box Totals)																	
Player	UT	A	TT	S-YDS	I-YDS	PD	FF	FR	Player	UT	A	TT	S-YDS	I-YDS	PD	FF	FR
D. Trevathan	4	4	8	0-0	0-0	0	0	2	D. Stewart	3	0	3	1-8	0-0	2	1	0
T. Ward	4	3	7	0-0	1-3	1	0	1	S. Ray	2	0	2	0-0	0-0	0	1	0
V. Miller	5	1	6	2.5-27	0-0	1	2	0	B. Roby	2	0	2	0-0	0-0	3	0	0
C. Harris Jr.	5	0	5	1-4	0-0	0	0	0	J. Bush	2	0	2	0-0	0-0	0	0	0
M. Jackson	5	0	5	0-0	0-0	0	0	1	S. Williams	1	1	2	0-0	0-0	1	0	0
A. Talib	5	0	5	0-0	0-0	2	0	0	V. Walker	1	1	2	0-0	0-0	0	0	0
D. Ware	3	2	5	2-24	0-0	0	0	0	C. Nelson	1	0	1	0-0	0-0	0	0	0
D. Wolfe	3	2	5	0.5-5	0-0	0	0	0	TEAM TOTALS	48	17	65	7-68	1-3	10	4	4
B. Marshall	2	3	5	0-0	0-0	0	0	0									





# Denver 20, New England 18

Sunday, Jan. 24, 2016 • 1:05 p.m. MST • Sports Authority Field at Mile High • Denver

WEATHER: Mostly Sunny, Gusts to 12 mph, 46°, Wind N 6 mph • TIME: 3:29 • ATTENDANCE: 77,112

## 2015 AFC Championship

In the 17th all-time meeting between quarterbacks Peyton Manning and Tom Brady, the Denver Broncos held off a late rally to defeat the New England Patriots 20-18 at Sports Authority Field at Mile High, earning their NFL record-tying eighth trip to the Super Bowl and seventh appearance under Owner Pat Bowlen.

Gary Kubiak became just the seventh head coach to reach the Super Bowl in his first year with a team, and Manning earned his fourth world championship berth, tying him for the third-most Super Bowl appearances by a quarterback.

On the Broncos' opening possession, Manning directed the offense 83 yards on 11 plays, finding tight end Owen Daniels as he crossed the goal line for a 21-yard touchdown.

Later in the first quarter, the Patriots capitalized on a Broncos fumble at the Denver 22-yard-line, scoring on a one-yard run two plays later. However, kicker Stephen Gostkowski's extra point attempt sailed wide right, allowing Denver to preserve its lead.

After a three-and-out, the Broncos pinned the Patriots deep in their own territory. On second-and-10 from the 13, Brady looked for tight end Rob Gronkowski, but Broncos linebacker Von Miller intercepted the route to give Manning and the offense possession at the New England 12-yard-line.

Manning found Daniels again, this time for a 12-yard touchdown in the corner of the end zone, to stretch the Denver lead to 14-6.

New England added a 46-yard field goal with 7:02 left in the first half and was looking to take the lead when Brady was intercepted again, this time by safety Darian Stewart at the Denver 36-yard-line.

Broncos kicker Brandon McManus converted a 52-yard field goal just before halftime, putting Denver up 17-9 at the break.

The third quarter proved to be a defensive battle between the teams as the only points came off the foot of Gostkowski on a 38-yard field goal. McManus added another field goal at the start of the fourth quarter (31 yards) to give Denver a 20-12 advantage with 10:02 remaining in the game.

In crunch time, the Patriots put together back-to-back drives into the red zone, but the Broncos' defense held up on fourth down both times to maintain its eight-point lead.

With less than two minutes remaining, Brady kept the Patriots alive on fourth-and-10 by hitting Gronkowski for a 40-yard completion to the Broncos' 10-yard line.

On fourth-and-4 from the Denver 4-yard-line, Brady finally connected with Gronkowski in the end zone for a touchdown with 0:12 remaining on the clock, but cornerback Bradley Roby intercepted Brady's two-point conversation attempt to help seal the victory and propel the Broncos to Super Bowl 50.

### OFFICIALS:

Referee — Ed Hochuli (85); Umpire — Richard Hall (49); Head Linesman — Mark Hittner (28); Line Judge — Carl Johnson (101); Side Judge — Allen Baynes (56); Field Judge — Droyl Prioleau (109); Back Judge — Tony Statore (112); Replay — Bob McGrath.

## DENVER BRONCOS

### OFFENSE

WR 88 D. Thomas  
LT 68 R. Harris  
LG 69 E. Mathis  
C 61 M. Paradis  
RG 65 L. Vasquez  
RT 79 M. Schofield  
TE 81 O. Daniels  
WR 10 E. Sanders  
RB 23 R. Hillman  
QB 18 P. Manning  
TE 85 V. Green

### DEFENSE

DE 95 D. Wolfe  
NT 92 S. Williams  
DE 97 M. Jackson  
SLB 58 V. Miller  
ILB 54 D. Ware  
WLB 94 B. Marshall  
ILB 59 D. Trevathan  
LCB 21 A. Talib  
RCB 25 C. Harris Jr.  
SS 43 T. Ward  
FS 26 D. Stewart

**BRONCOS SUBSTITUTIONS:** P 4 B. Colquitt, K 8 B. McManus, WR 11 J. Norwood, WR 12 A. Caldwell, WR 14 C. Latimer, WR 16 B. Fowler, S 20 J. Bush, RB 22 C. Anderson, CB 29 B. Roby, DB 33 S. Keo, CB 36 K. Webster, LS 46 A. Brewer, OLB 48 S. Barrett, ILB 51 T. Davis, ILB 52 C. Nelson, C 53 J. Ferentz, OLB 55 L. McCray, OLB 56 S. Ray, C/G 73 M. Garcia, T 76 T. Polumbus, TE 80 V. Davis, DE 90 A. Smith, DE 96 V. Walker. **DID NOT PLAY:** QB 17 B. Osweiler. **INACTIVE:** QB 13 T. Siemian, CB 37 L. Doss, CB 39 T. Nixon, RB 40 J. Thompson, C 67 S. Brenner, G 70 R. Myers Jr., NT 98 D. Kilgo.

## NEW ENGLAND PATRIOTS

### OFFENSE

WR 80 D. Amendola  
LT 76 S. Vollmer  
LG 67 J. Kline  
C 66 B. Stork  
RG 69 S. Mason  
RT 61 M. Cannon  
TE 87 R. Gronkowski  
WR 11 J. Edelman  
QB 12 T. Brady  
RB 28 J. White  
TE 85 M. Williams

### DEFENSE

LE 50 R. Ninkovich  
DT 97 A. Branch  
DT 90 M. Brown  
RE 95 C. Jones  
LB 91 J. Collins  
LB 54 D. Hightower  
RCB 26 L. Ryan  
LCB 21 M. Butler  
S 23 P. Chung  
S 32 D. McCourty  
DB 30 D. Harmon

**PATRIOTS SUBSTITUTIONS:** K 3 S. Gostkowski, P 6 R. Allen, WR 18 M. Slater, WR 19 B. LaFell, DB 22 J. Coleman, DB 36 B. King, DB 37 J. Richards, RB 38 B. Bolden, RB 39 S. Jackson, DB 43 N. Ebron, LS 49 J. Cardona, OLB 52 D. Watson, LB 53 D. Fleming, LB 55 J. Freeny, C 60 D. Andrews, OL 71 C. Fleming, DL 72 A. Hicks, WR 82 K. Martin, TE 88 S. Chandler, DL 93 J. Sheard, DL 96 S. Silga. **DID NOT PLAY:** QB 10 J. Garoppolo, DB 34 L. Johnson, LB 45 K. Snyder. **INACTIVE:** WR 14 C. Harper, DB 27 T. Wilson, LB 58 J. Bostic, G 63 T. Jackson, OL 68 L. Waddle, NT 70 I. Kitchen, DL 92 G. Grissom.

		1	2	3	4	OT	TOTAL	FIELD GOALS (made ( ) missed)
VISITOR	New England Patriots	6	3	3	6	0	18	S. Gostkowski (46) (38)
HOME	Denver Broncos	7	10	0	3	0	20	B. McManus (52) (31)

Team	Qtr	Clock Time	PLAY DESCRIPTION (Extra Point) (Drive Info)	SCORE Visitor	Home
BRONCOS	1	7:32	O. Daniels 21 yd. pass from P. Manning (B. McManus kick) (11-83, 5:30)	0	7
PATRIOTS	1	1:49	S. Jackson 1 yd. run (kick failed, wr) (2-22, 0:34)	6	7
BRONCOS	2	13:46	O. Daniels 12 yd. pass from P. Manning (B. McManus kick) (3-16, 0:49)	6	14
PATRIOTS	2	7:02	S. Gostkowski 46 yd. Field Goal (13-48, 6:44)	9	14
BRONCOS	2	0:33	B. McManus 52 yd. Field Goal (6-23, 1:13)	9	17
PATRIOTS	3	10:26	S. Gostkowski 38 yd. Field Goal (8-47, 2:49)	12	17
BRONCOS	4	10:02	B. McManus 31 yd. Field Goal (10-48, 4:58)	12	20
PATRIOTS	4	0:12	R. Gronkowski 4 yd. pass from T. Brady (pass failed) (8-50, 1:40)	18	20

FINAL INDIVIDUAL STATISTICS																							
New England Patriots										Denver Broncos													
RUSHING	ATT	YDS	AVG	LG	TD						RUSHING	ATT	YDS	AVG	LG	TD							
T. Brady	3	13	4.3	11	0						C. Anderson	16	72	4.5	30	0							
B. Bolden	5	12	2.4	4	0						R. Hillman	11	16	1.5	7	0							
J. White	5	11	2.2	8	0						P. Manning	3	11	3.7	12	0							
S. Jackson	4	8	2.0	5	1																		
TOTAL	17	44	2.6	11	1						TOTAL	30	99	3.3	30	1							
PASSING	ATT	CMP	YDS	TKD/YD	TD	LG	IN	Rtg.						PASSING	ATT	CMP	YDS	TKD/YD	TD	LG	IN	Rtg.	
T. Brady	56	27	310	4/18	1	40	2	56.4						P. Manning	32	17	176	3/31	2	34	0	90.1	
TOTAL	56	27	310	4/18	1	40	2	56.4						TOTAL	32	17	176	3/31	2	34	0	90.1	
PASS RECEIVING			NO	YDS	AVG	LG	TD						PASS RECEIVING			NO	YDS	AVG	LG	TD			
R. Gronkowski			8	144	18.0	40	1						E. Sanders			5	62	12.4	34	0			
J. Edelman			7	53	7.6	19	0						C. Anderson			3	18	6.0	8	0			
J. White			5	45	9.0	15	0						O. Daniels			2	33	16.5	21	0			
D. Amendola			5	39	7.8	10	0						J. Norwood			2	16	8.0	13	0			
B. Bolden			2	29	14.5	20	0						D. Thomas			2	12	6.0	7	0			
</																							

FINAL TEAM STATISTICS													
	PATRIOTS			BRONCOS				PATRIOTS			BRONCOS		
TOTAL FIRST DOWNS	20			12			FGs - PATs Had Blocked	0-0			0-0		
By Rushing	3			2			Net Punting Average	43.3			41.7		
By Passing	13			9			TOTAL RETURN YARDAGE (Not Including Kickoffs)	48			33		
By Penalty	4			1			No. and Yards Punt Returns	4-48			3-21		
THIRD DOWN EFFICIENCY	2-15-13%			6-17-35%			No. and Yards Kickoff Returns	1-19			1-3		
FOURTH DOWN EFFICIENCY	2-4-50%			0-0-0%			No. and Yards Interception Returns	0-0			2-12		
TOTAL NET YARDS	336			244			PENALTIES Number and Yards	7-53			7-51		
Total Offensive Plays (inc. times thrown passing)	77			65			FUMBLES Number and Lost	1-0			1-1		
Average gain per offensive play	4.4			3.8			TOUCHDOWNS	2			2		
NET YARDS RUSHING	44			99			Rushing	1			0		
Total Rushing Plays	17			30			Passing	1			2		
Average gain per rushing play	2.6			3.3			EXTRA POINTS Made-Attempts	0-2			2-2		
Tackles for a loss-number and yards	1-1			5-8			Kicking Made-Attempts	0-1			0-1		
NET YARDS PASSING	292			145			Passing Made-Attempts	0-1			0-0		
Times thrown - yards lost attempting to pass	4-18			3-31			FIELD GOALS Made-Attempts	2-2			2-2		
Gross yards passing	310			176			RED ZONE EFFICIENCY	2-4-50%			1-2-50%		
PASS ATTEMPTS-COMPLETIONS-HAD INTERCEPTED	56-27-2			32-17-0			GOAL TO GO EFFICIENCY	2-2-100%			0-1-0%		
Avg gain per pass play (inc.# thrown passing)	4.9			4.1			SAFETIES	0			0		
KICKOFFS Number-In End Zone-Touchbacks	5-4-4			5-4-4			FINAL SCORE	18			20		
PUNTS Number and Average	6-46.8			9-47.0			TIME OF POSSESSION	30:12			29:48		
Had Blocked	0			0									

BRONCOS DEFENSIVE STATISTICS																	
(Press Box Totals)																	
PLAYER	UT	A	TT	S-YDS	I-YDS	PD	FF	FR	PLAYER	UT	A	TT	S-YDS	I-YDS	PD	FF	FR
D. Wolfe	6	0	6	1-2	0-0	1	0	0	D. Stewart	1	2	3	0-0	1-8	1	0	0
C. Harris Jr.	4	2	6	0-0	0-0	1	0	0	M. Jackson	2	0	2	0-0	0-0	0	0	0
T. Ward	1	5	6	0-0	0-0	0	0	0	K. Webster	2	0	2	0-0	0-0	1	0	0
V. Miller	4	1	5	2.5-13	1-4	1	0	0	D. Ware	0	2	2	0.5-3	0-0	0	0	0
A. Talib	4	1	5	0-0	0-0	2	0	0	V. Walker	1	0	1	0-0	0-0	0	0	0
B. Marshall	4	1	5	0-0	0-0	1	1	0	S. Barrett	0	1	1	0-0	0-0	0	0	0
D. Trevathan	4	1	5	0-0	0-0	1	0	0	A. Smith	0	1	1	0-0	0-0	0	0	0
J. Bush	0	5	5	0-0	0-0	1	0	0	TEAM TOTALS	36	22	58	4-18	2-12	10	1	0
S. Koo	3	0	3	0-0	0-0	0	0	0									





# Denver 23, Pittsburgh 16

Sunday, Jan. 17, 2016 • 2:40 p.m. MST • Sports Authority Field at Mile High • Denver

WEATHER: Sunny, Gusts to 16 mph, 43°, Wind NW 9 mph • TIME: 3:09 • ATTENDANCE: 76,956

## 2015 AFC Divisional Playoff Game

In front of a boisterous sellout crowd at Sports Authority Field at Mile High, the No. 1 seeded Denver Broncos clinched their 10th AFC Championship berth—and second in three years—with a 23-16 thriller over the No. 6 seeded Pittsburgh Steelers.

With the win, Gary Kubiak became just the third Broncos head coach to win his postseason debut with the franchise, and owner Pat Bowlen earned his ninth trip to a conference title game, tying him for the fourth-most appearances by a pro football owner.

Kicker Brandon McManus' team-record five field goals and a fourth-quarter defensive takeaway to set up a go-ahead touchdown drive propelled Denver to its 13th overall win of the season.

Denver's offense stalled in the first half, in part due to strong winds across the field and several dropped passes. The Broncos instead relied on the foot of McManus, who connected on field goals from 28, 41 and 51 yards, respectively.

The Steelers, however, used a string of explosive offensive plays to set up a 1-yard touchdown run by running back Fitzgerald Toussaint. They later added a field goal of their own to hold a 10-6 advantage with 10:19 remaining in the second.

McManus' third field goal, a 51-yarder that came in the waning seconds before halftime narrowed the score to 10-9 at the break.

Both McManus and Steelers kicker Chris Boswell each added another field goal in the third, making it a one-point game, 13-12, going into the final quarter.

As Pittsburgh was driving into Broncos territory looking to extend its lead with 10 minutes to play, Denver cornerback Bradley Roby punched the ball out of Toussaint's arms, and linebacker DeMarcus Ware recovered the loose ball at the Denver 35-yard-line. The game's lone turnover would prove to be significant.

The Broncos used the much-needed momentum swing to their advantage, methodically driving downfield with the running back duo of C.J. Anderson and Ronnie Hillman, as well as a big pass up the middle from quarterback Peyton Manning to receiver Bennie Fowler for a 31-yard gain.

Anderson's 1-yard touchdown plunge gave Denver back its lead, and Manning connected with receiver Demaryius Thomas on the two-point conversation to make it a 20-13 game with 3:04 to play.

Denver's defense forced a Pittsburgh turnover on downs when Ware sacked Steelers quarterback Ben Roethlisberger on fourth down. McManus proceeded to connect on his fifth field goal—a 45-yarder—to give Denver a 23-13 lead with 54 seconds left.

Although the Steelers hit a 47-yard field goal with :19 remaining, their inside kick attempt was recovered by Anderson to seal Denver's trip to the conference title game.

### OFFICIALS:

**Referee** — Terry McAulay (77); **Umpire** — Bryan Neale (92); **Head Linesman** — Wayne Mackie (106); **Line Judge** — Tim Podraza (47); **Side Judge** — Scott Edwards (3); **Field Judge** — Rick Patterson (15); **Back Judge** — Dino Paganelli (105); **Replay** — Earnie Frantz.

## DENVER BRONCOS

### OFFENSE

**WR** 88 D. Thomas  
**LT** 68 R. Harris  
**LG** 69 E. Mathis  
**C** 61 M. Paradis  
**RG** 65 L. Vasquez  
**RT** 79 M. Schofield  
**TE** 81 O. Daniels  
**WR** 10 E. Sanders  
**RB** 23 R. Hillman  
**QB** 18 P. Manning  
**WR** 11 J. Norwood

### DEFENSE

**DE** 95 D. Wolfe  
**NT** 92 S. Williams  
**DE** 97 M. Jackson  
**SLB** 58 V. Miller  
**WLB** 94 D. Ware  
**ILB** 54 B. Marshall  
**ILB** 59 D. Trevathan  
**LCB** 21 A. Talib  
**RCB** 25 C. Harris Jr.  
**SS** 43 T. Ward  
**FS** 26 D. Stewart

**BRONCOS SUBSTITUTIONS:** P 4 B.Colquhitt, K 8 B.McManus, WR 12 A.Caldwell, WR 14 C.Latimer, WR 16 B.Fowler, S 20 J.Bush, RB 22 C.Anderson, CB 29 B.Roby, S 31 O.Bolden, CB 36 K.Webster, LB 44 A.Brewer, OLB 48 S.Barrett, ILB 51 T.Davis, ILB 52 C.Nelson, OLB 55 L.McCray, OLB 56 S.Ray, C/G 73 M.Garcia, T 76 T.Polumbus, TE 80 V.Davis, TE 85 V.Green, DE 90 A.Smith, DE 96 V.Walker. **DID NOT PLAY:** QB 17 B.Osweller, C 53 J.Ferentz. **INACTIVE:** QB 13 T.Siemian, QB 33 S.Keo, CB 37 L.Doss, RB 40 J.Thompson, C 67 S.Brenner, G 70 R.Myers, NT 98 D.Kilgo.

## PITTSBURGH STEELERS

### OFFENSE

**WR** 10 M. Bryant  
**LT** 78 A. Villanueva  
**LG** 73 R. Foster  
**C** 72 C. Wallace  
**RG** 66 D. DeCastro  
**RT** 77 M. Gilbert  
**TE** 83 H. Miller  
**TE** 89 M. Spaeth  
**RB** 33 F. Toussaint  
**QB** 7 B. Roethlisberger  
**WR** 11 M. Wheaton

### DEFENSE

**LDE** 97 C. Heyward  
**RCB** 25 B. Boykin  
**RDE** 91 S. Tuitt  
**LOLB** 48 B. Dupree  
**LILB** 50 R. Shazier  
**RILB** 94 L. Timmons  
**ROLB** 95 J. Jones  
**LCB** 22 W. Gay  
**FS** 23 M. Mitchell  
**SS** 20 W. Allen  
**RCB** 41 A. Blake

**STEELERS SUBSTITUTIONS:** P 4 J.Berry, K 9 C.Boswell, WR 14 S.Coates, S 21 R.Golden, S 29 S.Thomas, RB 30 J.Todman, CB 31 R.Cockrell, S 35 R.Ventrone, LB 51 S.Spence, LB 54 L.Fort, LB 55 A.Moats, LB 56 A.Chickillo, LB 57 T.Garvin, LB 60 G.Warren, DT 62 D.McCullers, C/G 64 D.Legursky, C/G 74 C.Hubbard, TE 81 J.James, WR 88 D.Heyward-Bey, DT 90 S.McLendon, LB 92 J.Harrison, DE 93 C.Thomas, LB 98 V.Williams. **DID NOT PLAY:** QB 3 L.Jones. **INACTIVE:** QB 2 M.Vick, CB 24 D.Grant, RB 34 D.Williams, FB 46 W.Johnson, OT 79 W.Stingily, WR 84 A.Brown, DE 96 L.Walton.

		1	2	3	4	OT	TOTAL	FIELD GOALS (made ( ) missed)			
<b>VISITOR</b>	Pittsburgh Steelers	7	3	3	3	0	16	C. Boswell	(43)	(28)	(47)
<b>HOME</b>	Denver Broncos	6	3	3	11	0	23	B. McManus	(28)	(41)	(51)
Team	Qtr	Clock Time	PLAY DESCRIPTION (Extra Point) (Drive Info)								
BRONCOS	1	11:21	B. McManus 28 yd. Field Goal (5-20, 1:57)							0	3
BRONCOS	1	3:40	B. McManus 41 yd. Field Goal (4-8, 1:26)							0	6
STEELERS	1	1:22	F. Toussaint 1 yd. run (C. Boswell kick) (5-80, 2:18)							7	6
STEELERS	2	10:19	C. Boswell 43 yd. Field Goal (7-60, 3:53)							10	6
BRONCOS	2	0:00	B. McManus 51 yd. Field Goal (11-62, 3:14)							10	9
STEELERS	3	9:32	C. Boswell 28 yd. Field Goal (8-69, 2:19)							13	9
BRONCOS	3	2:45	B. McManus 41 yd. Field Goal (7-30, 3:08)							13	12
BRONCOS	4	3:00	C. Anderson 1 yd. run (P. Manning-D. Thomas pass) (13-65, 6:52)							13	20
BRONCOS	4	0:53	B. McManus 45 yd. Field Goal (4-3, 0:56)							13	23
STEELERS	4	0:19	C. Boswell 47 yd. Field Goal (4-51, 0:34)							16	23

FINAL INDIVIDUAL STATISTICS														
Pittsburgh Steelers							Denver Broncos							
RUSHING	ATT	YDS	AVG	LG	TD		RUSHING	ATT	YDS	AVG	LG	TD		
M. Bryant	2	40	20.0	40	0		C. Anderson	15	72	4.8	34	1		
F. Toussaint	12	39	3.3	15	1		R. Hillman	16	38	2.4	9	0		
J. Todman	5	6	1.2	5	0		P. Manning	2	-1	-0.5	0	0		
<b>TOTAL</b>	<b>19</b>	<b>85</b>	<b>4.5</b>	<b>40</b>	<b>1</b>		<b>TOTAL</b>	<b>33</b>	<b>109</b>	<b>3.3</b>	<b>34</b>	<b>1</b>		

PASSING	ATT	CMP	YDS	TKD/					PASSING	ATT	CMP	YDS	TKD/						
B. Roethlisberger	37	24	339	3/28	0	58	0	94.3	P. Manning	37	21	222	1/7	0	34	0	74.4		
TOTAL	37	24	339	3/28	0	58	0	94.3	TOTAL	37	21	222	1/7	0	34	0	74.4		
PASS RECEIVING									PASS RECEIVING										
M. Bryant			9	YDS		AVG	LG	TD	E. Sanders			5	YDS		AVG	LG	TD		
M. Wheaton			154			17.1	52	0	D. Thomas			85			17.0	34	0		
F. Toussaint			5			30	6.0	13	0	B. Fowler			4			10.0	15	0	
D. Heyward-Bey			3			2	0.7	2	0	C. Latimer			2			35	17.5	31	0
S. Coates			2			64	6.0	58	0	V. Green			2			18	9.0	12	0
J. James			2			61	30.5	37	0	C. Anderson			2			14	7.0	11	0
H. Miller			1			22	22.0	22	0	O. Daniels			2			11	5.5	7	0
M. Spaeth			1			5	5.0	5	0	J. Norwood			2			10	5.0	6	0
			1			1	1.0	1	0	A. Caldwell			1			10	10.0	10	0
													1			-1	-1.0	-1	0
TOTAL			24	339		14.1	58	0	TOTAL			21	222		10.6	34			0

INTERCEPTIONS								INTERCEPTIONS											
TOTAL	NO	YDS	AVG	LG	TD			TOTAL	NO	YDS	AVG	LG	TD						
	0	0	0.0	—	0				0	0	0.0	—	0						
PUNTING	NO	YDS	AVG	NET	TB	IN20	LG	PUNTING	NO	YDS	AVG	NET	TB	IN20	LG				
J. Berry	6	238	39.7	29.3	1	1	52	B. Colquitt	6	282	47.0	40.3	1	3	57				
TOTAL	6	238	39.7	29.3	1	1	52	TOTAL	6	282	47.0	40.3	1	3	57				
PUNT RETURNS	NO	YDS	AVG	FC	LG	TD			PUNT RETURNS	NO	YDS	AVG	FC	LG	TD				
M. Wheaton	4	20	5.0	0	12	0			O. Bolden	1	42	42.0	0	42	0				
[DOWNED]	1	0	0.0	0	—	0			J. Norwood	0	0	0.0	1	—	0				
[TOUCHBACK]	1	0	0.0	0	—	0			[OUT OF BOUNDS]	3	0	0.0	0	—	0				
									[TOUCHBACK]	1	0	0.0	0	—	0				
RETURNS	4	20	5.0	0	12	0			RETURNS	1	42	42.0	1	42	0				
KICKOFF RETURNS	NO	YDS	AVG	FC	LG	TD			KICKOFF RETURNS	NO	YDS	AVG	FC	LG	TD				
[TOUCHBACK]	6	0	0.0	0	—	0			[TOUCHBACK]	0	0	0.0	0	—	0				
RETURNS	6	0	0.0	0	—	0			RETURNS	0	0	0.0	0	—	0				
Pittsburgh Steelers	Own		Opp.				Out		Denver Broncos	Own		Opp.				Out			
FUMBLES	Fum	Lost	Rec.	Yds	TD	FF	Rec.	Yds	TD	Bnds	FUMBLES	Fum	Lost	Rec.	Yds	TD	Bnds		
F. Toussaint	1	1	0	0	0	0	0	0	0	0	P. Manning	1	0	1	-1	0	0	0	0
M. Wheaton	1	0	0	0	0	0	0	0	0	1	B. Roby	0	0	0	0	1	0	0	0
											D. Ware	0	0	0	0	0	1	0	0
TOTAL	2	1	0	0	0	0	0	0	0	1	TOTAL	1	0	1	-1	0	1	0	0

FINAL TEAM STATISTICS																					
	STEELERS					BRONCOS						STEELERS					BRONCOS				
TOTAL FIRST DOWNS	16					19					FGs - PATs Had Blocked	0-0					0-0				
By Rushing	4					6					Net Punting Average	29.3					40.3				
By Passing	10					12					TOTAL RETURN YARDAGE (Not including Kickoffs)	20					42				
By Penalty	2					1					No. and Yards Punt Returns	4-20					1-42				
THIRD DOWN EFFICIENCY	2-12-17%					3-15-20%					No. and Yards Kickoff Returns	0-0					0-0				
FOURTH DOWN EFFICIENCY	0-2-0%					0-1-0%					No. and Yards Interception Returns	0-0					0-0				
TOTAL NET YARDS	396					324					PENALTIES Number and Yards	5-38					4-49				
Total Offensive Plays (inc. times thrown passing)	59					71					FUMBLES Number and Lost	2-1					1-0				
Average gain per offensive play	6.7					4.6					TOUCHDOWNS	1					1				
NET YARDS RUSHING	85					109					Rushing	1					1				
Total Rushing Plays	19					33					Passing	0					0				
Average gain per rushing play	4.5					3.3					EXTRA POINTS Made-Attempts	1-1					1-1				
Tackles for a loss-number and yards	3-7					5-8					Kicking Made-Attempts	1-1					0-0				
NET YARDS PASSING	311					215					Passing Made-Attempts	0-0					1-1				
Times thrown - yards lost attempting to pass	3-28					1-7					FIELD GOALS Made-Attempts	3-3					5-5				
Gross yards passing	339					222					RED ZONE EFFICIENCY	1-3-33%					1-2-50%				
PASS ATTEMPTS-COMPLETIONS-HAD INTERCEPTED	37-24-0					37-21-0					GOAL TO GO EFFICIENCY	1-1-100%					1-1-100%				
Avg gain per pass play (inc.# thrown passing)	7.8					5.7					SAFETIES	0					0				
KICKOFFS Number-In End Zone-Touchbacks	5-4-4					6-6-6					FINAL SCORE	16					23				
PUNTS Number and Average	6-39.7					6-47.0					TIME OF POSSESSION	28:27					31:33				
Had Blocked	0					0															

BRONCOS DEFENSIVE STATISTICS																	
(Press Box Totals)																	
PLAYER	UT	A	TT	S-YDS	I-YDS	PD	FF	FR	PLAYER	UT	A	TT	S-YDS	I-YDS	PD	FF	FR
D. Trevathan	8	1	9	0-0	0-0	0	0	0	D. Ware	2	1	3	1-13	0-0	0	0	1
A. Talib	4	0	4	0-0	0-0	2	0	0	A. Smith	2	0	2	1-7	0-0	0	0	0
C. Harris Jr.	4	0	4	0-0	0-0	1	0	0	V. Miller	2	0	2	0-0	0-0	0	0	0
T. Ward	4	0	4	0-0	0-0	0	0	0	M. Jackson	1	1	2	0-0	0-0	0	0	0
B. Marshall	3	1	4	0-0	0-0	1	0	0	V. Walker	1	1	2	0-0	0-0	0	0	0
D. Stewart	3	1	4	0-0	0-0	0	0	0	S. Barrett	0	1	1	0-0	0-0	0	0	0
D. Wolfe	1	3	4	1-8	0-0	0	0	0	J. Bush	0	0	0	0-0	0-0	1	0	0
B. Roby	3	0	3	0-0	0-0	0	1	0	TEAM TOTALS	38	10	48	3-28	0-0	5	1	1



## Indianapolis 24, Denver 13

Sunday, Jan. 11, 2015 • 2:40 p.m. MST • Sports Authority Field at Mile High • Denver

WEATHER: Cloudy, 40°, Wind N 7 mph • TIME: 3:08 • ATTENDANCE: 76,867

### 2014 AFC Divisional Playoff Game

The Denver Broncos' 2014 campaign ended with a 24-13 loss to the Indianapolis Colts in an AFC Divisional Playoff Game in front of 76,867 fans at Sports Authority Field at Mile High in Denver.

The Broncos jumped out to an early 7-0 lead when quarterback Peyton Manning hit wide receiver Demaryius Thomas on a one-yard touchdown pass. The score was set up by a 32-yard completion from Manning to tight end Julius Thomas, who was pushed out of bounds at the one-yard line.

The Colts tied the game 7-7 when running back Daniel Herron took a third-and-1 carry from the 6-yard line into the end zone.

On the ensuing possession, Denver drove to midfield before Indianapolis linebacker Jonathan Newsome sacked Manning, who fumbled as he was attempting to pass. Linebacker Jerrell Freeman recovered, and Indianapolis took over at the Denver 41-yard line.

From there, Colts quarterback Andrew Luck completed three consecutive passes, including a 22-yard pass to wide receiver Donte Moncrief to move the Colts inside the red zone. After a defensive holding penalty on third down gave Indianapolis a new set of downs at the Denver 3-yard line, Luck found tight end Dwayne Allen for a three-yard touchdown toss to claim a 14-7 advantage.

Late in the first half, rookie cornerback Bradley Roby intercepted Luck's pass to give Denver the ball at its own 49-yard line. Manning and wide receiver Emmanuel Sanders connected on a 17-yard pass to help set up a 45-yard field goal from kicker Connor Barth, who cut Indianapolis' lead to 14-10 before the half.

After Denver opened the second half with a three-and-out, the Colts conducted an 11-play, 72-yard drive that ended when Luck threw a 15-yard touchdown pass to wide receiver Hakeem Nicks to give Indianapolis a 21-10 lead.

Broncos safety Rahim Moore posted Denver's second interception of the day late in the third quarter, allowing Denver to pull within eight points after a 14-play, 53-yard scoring drive capped by a Barth field goal.

Indianapolis answered with a 30-yard field goal off the foot of kicker Adam Vinatieri with 4:06 remaining to extend its lead to multiple possessions once again.

Denver's chances to cut into Indianapolis' lead dwindled after a completion from Manning to Anderson on fourth-and-8 with three minutes remaining went for only seven yards. The Broncos challenged the spot of the ball, but the ruling was upheld.

Indianapolis took a minute off the clock and forced Denver to take its remaining two timeouts to effectively seal the game.

#### OFFICIALS:

**Referee** — Bill Leavy (127); **Umpire** — Ruben Fowler (71); **Head Linesman** — Jim Mello (48); **Line Judge** — Julian Mapp (10); **Side Judge** — James Coleman (95); **Field Judge** — Steve Zimmer (33); **Back Judge** — Steve Freeman (133); **Replay** — Larry Memmers.

### DENVER BRONCOS

#### OFFENSE

**WR** 88 D. Thomas  
**TE** 75 C. Clark  
**LT** 78 R. Clady  
**LG** 74 O. Franklin  
**C** 64 W. Montgomery  
**RG** 66 M. Ramirez  
**RT** 65 L. Vasquez  
**TE** 85 V. Green  
**WR** 10 E. Sanders  
**QB** 18 P. Manning  
**RB** 22 C. Anderson

#### DEFENSE

**LDE** 95 D. Wolfe  
**DT** 97 M. Jackson  
**NT** 98 T. Knighton  
**RDE** 94 D. Ware  
**SLB** 58 V. Miller  
**MLB** 53 S. Johnson  
**WLB** 54 B. Marshall  
**LCB** 21 A. Talib  
**RCB** 25 C. Harris Jr.  
**SS** 43 T. Ward  
**FS** 26 R. Moore

**BRONCOS SUBSTITUTIONS:** K 1 C.Barth, P 4 B.Colquhitt, K 8 B.McManus, WR 12 A.Caldwell, S 20 J.Bush, RB 23 R.Hillman, RB 27 J.Stewart, CB 29 B.Roby, S 30 D.Bruton, CB 31 O.Bolden, CB 36 K.Weber, LS 46 A.Brewer, LB 51 T.Davis, LB 52 C.Nelson, LB 55 L.McGray, LB 57 L.Barrow, G 63 B.Garland, DT 76 M.Austin, TE 80 J.Thomas, WR 83 W.Welker, TE 84 J.Tamme, DT 92 S.Williams. **DID NOT PLAY:** QB 17 B.Osweiler, LB 50 S.Barrett, **INACTIVE:** WR 14 C.Latimer, CB 32 T.Carter, RB 40 J.Thompson, T 71 P.Cornick, T 79 M.Schofield, TE 86 D.Jones, DT 96 M.Unrein.

### INDIANAPOLIS COLTS

#### OFFENSE

**WR** 87 R. Wayne  
**LT** 74 A. Castonzo  
**LG** 75 J. Mewhort  
**C** 62 K. Holmes  
**RG** 60 L. Louis  
**RT** 76 J. Reitz  
**WR** 10 D. Moncrief  
**WR** 13 T. Hilton  
**QB** 12 A. Luck  
**TE** 80 C. Fleener  
**RB** 36 D. Herron

#### DEFENSE

**DE** 90 C. Redding  
**NT** 96 J. Chapman  
**DT** 97 A. Jones  
**SLB** 93 E. Walden  
**MIKE** 52 D. Jackson  
**WILL** 50 J. Freeman  
**RUSH** 92 B. Werner  
**LCB** 28 G. Toler  
**SS** 29 M. Adams  
**FS** 30 L. Landry  
**RCB** 21 V. Davis

**COLTS SUBSTITUTIONS:** P 1 P.McAfee, K 4 A.Vinatieri, WR 14 H.Nicks, RS 16 J.Cribbs, CB 20 D.Butler, RB 23 M.Hill, CB 27 J.Gordy, S 31 D.McDonald, S 32 C.Anderson, RB 37 Z.Tipton, S 38 S.Brown, LS 45 M.Overtton, ILB 54 A.Jackson, OLB 55 S.Phillips, ILB 57 J.McNary, OLB 58 A.Studebaker, C 63 A.Shipley, G 65 D.Arkin, TE 83 D.Allen, TE 84 J.Doyle, OLB 91 J.Newsome, DT 95 M.Hughes, DT 99 R.Jean Francois. **DID NOT PLAY:** QB 8 M.Hasselbeck. **INACTIVE:** CB 25 J.Brown, RB 34 T.Richardson, CB 40 S.Price, ILB 51 H.Muamba, T 71 X.Nixon, C 72 J.Harrison, NT 94 Z.Kerr.

		1	2	3	4	OT	TOTAL	FIELD GOALS (made ( ) & missed)	
<b>VISITOR</b>	Indianapolis Colts	0	14	7	3	0	24	A. Vinatieri	44WR (30)
<b>HOME</b>	Denver Broncos	7	3	0	3	0	13	C. Barth	(45) (41)

Team	Qtr	Clock Time	PLAY DESCRIPTION (Extra Point) (Drive Info)	SCORE Visitor	Home
BRONCOS	1	10:00	D. Thomas 1 yd. pass from P. Manning (C. Barth kick) (7-68, 3:37)	0	7
COLTS	2	14:14	D. Herron 6 yd. run (A. Vinatieri kick) (9-73, 5:05)	7	7
COLTS	2	7:23	D. Allen 3 yd. pass from A. Luck (A. Vinatieri kick) (8-41, 3:41)	14	7
BRONCOS	2	0:02	C. Barth 45 yd. Field Goal (7-25, 1:26)	14	10
COLTS	3	8:21	H. Nicks 15 yd. pass from A. Luck (A. Vinatieri kick) (11-72, 5:16)	21	10
BRONCOS	4	13:50	C. Barth 41 yd. Field Goal (14-53, 6:23)	21	13
COLTS	4	4:06	A. Vinatieri 30 yd. Field Goal (13-54, 8:14)	24	13

### FINAL INDIVIDUAL STATISTICS

Indianapolis Colts												Denver Broncos														
RUSHING	ATT	YDS	AVG	LG	TD	RUSHING	ATT	YDS	AVG	LG	TD	RUSHING	ATT	YDS	AVG	LG	TD	RUSHING	ATT	YDS	AVG	LG	TD			
D. Herron	23	63	2.7	8	1	C. Anderson	18	80	4.4	22	0	D. Herron	23	63	2.7	8	1	C. Anderson	18	80	4.4	22	0			
A. Luck	2	21	10.5	20	0	R. Hillman	2	8	4.0	10	0	A. Luck	2	21	10.5	20	0	R. Hillman	2	8	4.0	10	0			
Z. Tipton	2	14	7.0	9	0							Z. Tipton	2	14	7.0	9	0									
T. Hilton	1	1	1.0	1	0							T. Hilton	1	1	1.0	1	0									
TOTAL	28	99	3.5	20	1	TOTAL	20	88	4.4	22	0	TOTAL	28	99	3.5	20	1	TOTAL	20	88	4.4	22	0			
PASSING	ATT	CMP	YDS	TKD/YD	TD	LG	IN	Rtg.	PASSING	ATT	CMP	YDS	TKD/YD	TD	LG	IN	Rtg.	PASSING	ATT	CMP	YDS	TKD/YD	TD	LG	IN	Rtg.
A. Luck	43	27	265	0/0	2	32	2	76.2	P. Manning	46	26	211	2/11	1	32	0	75.5	A. Luck	43	27	265	0/0	2	32	2	76.2
TOTAL	43	27	265	0/0	2	32	2	76.2	TOTAL	46	26	211	2/11	1	32	0	75.5	TOTAL	43	27	265	0/0	2	32	2	76.2
PASS RECEIVING	NO	YDS	AVG	LG	TD	PASS RECEIVING	NO	YDS	AVG	LG	TD	PASS RECEIVING	NO	YDS	AVG	LG	TD	PASS RECEIVING	NO	YDS	AVG	LG	TD			
D. Herron	8	32	4.0	10	0	E. Sanders	7	46	6.6	17	0	D. Herron	8	32	4.0	10	0	E. Sanders	7	46	6.6	17	0			
T. Hilton	4	72	18.0	23	0	J. Thomas	6	53	8.8	32	0	T. Hilton	4	72	18.0	23	0	J. Thomas	6	53	8.8	32	0			
D. Allen	4	30	7.5	18	1	C. Anderson	6	29	4.8	15	0	D. Allen	4	30	7.5	18	1	C. Anderson	6	29	4.8	15	0			
C. Fleener	3	49	16.3	32	0	D. Thomas	5	59	11.8	24	1	C. Fleener	3	49	16.3	32	0	D. Thomas	5	59	11.8	24	1			
J. Doyle	3	14	4.7	8	0	W. Welker	1	20	20.0	20	0	J. Doyle	3	14	4.7	8	0	W. Welker	1	20	20.0	20	0			
D. Moncrief	2	32	16.0	22	0	V. Green	1	4	4.0	4	0	D. Moncrief	2	32	16.0	22	0	V. Green	1	4	4.0	4	0			
H. Nicks	2	24	12.0	15	1							H. Nicks	2	24	12.0	15	1									
Z. Tipton	1	12	12.0	12	0							Z. Tipton	1	12	12.0	12	0									
TOTAL	18	217	12.1	49	2	TOTAL	2	211	8.1	32	1	TOTAL	18	217	12.1	49	2	TOTAL	2	211	8.1	32	1			
INTERCEPTIONS	NO	YDS	AVG	LG	TD	INTERCEPTIONS	NO	YDS	AVG	LG	TD	INTERCEPTIONS	NO	YDS	AVG	LG	TD	INTERCEPTIONS	NO	YDS	AVG	LG	TD			
B. Roby	1	2	2.0	2	0	B. Roby	1	2	2.0	2	0	B. Roby	1	2	2.0	2	0	B. Roby	1	2	2.0	2	0			
R. Moore	1	0	0.0	0	0	R. Moore	1	0	0.0	0	0	R. Moore	1	0	0.0	0	0	R. Moore	1	0	0.0	0	0			
TOTAL	2	2	2.0	2	0	TOTAL	2	2	2.0	2	0	TOTAL	2	2	2.0	2	0	TOTAL	2	2	2.0	2	0			
PUNTING	NO	YDS	AVG	NET	TB	IN20	LG	PUNTING	NO	YDS	AVG	NET	TB	IN20	LG	PUNTING	NO	YDS	AVG	NET	TB	IN20	LG			
P. McAfee	4	169	42.3	37.5	1	1	46	P. Colquitt	6	244	40.7	39.5	0	1	48	P. McAfee	4	169	42.3	37.5	1	1	46			
TOTAL	4	169	42.3	37.5	1	1	46	TOTAL	6	244	40.7	39.5	0	1	48	TOTAL	4	169	42.3	37.5	1	1	46			
PUNT RETURNS	NO	YDS	AVG	FC	LG	TD	PUNT RETURNS	NO	YDS	AVG	FC	LG	TD	PUNT RETURNS	NO	YDS	AVG	FC	LG	TD						
J. Cribbs	3	7	2.3	0	9	0	W. Welker	1	-1	-1.0	0	-1	0	J. Cribbs	3	7	2.3	0	9	0						
[DOWNED]	1	0	0.0	0	0	0	[DOWNED]	1	0	0.0	0	0	0	[DOWNED]	1	0	0.0	0	0	0						
[OUT OF BOUNDS]	2	0	0.0	0	0	0	[OUT OF BOUNDS]	1	0	0.0	0	0	0	[OUT OF BOUNDS]	1	0	0.0	0	0	0						
[TOUCHBACK]	1	0	0.0	0	0	0	[TOUCHBACK]	1	0	0.0	0	0	0	[TOUCHBACK]	1	0	0.0	0	0	0						
RETURNS	3	7	2.3	0	9	0	RETURNS	1	-1	-1.0	0	0	0	RETURNS	3	7	2.3	0	9	0						
KICKOFF RETURNS	NO	YDS	AVG	FC	LG	TD	KICKOFF RETURNS	NO	YDS	AVG	FC	LG	TD	KICKOFF RETURNS	NO	YDS	AVG	FC	LG	TD						
J. Cribbs	1	32	32.0	0	32	0	J. Cribbs	1	32	32.0	0	32	0	J. Cribbs	1	32	32.0	0	32	0						
Z. Tipton	1	0	0.0	0	0	0	Z. Tipton	1	0	0.0	0	0	0	Z. Tipton	1	0	0.0	0	0	0						
[TOUCHBACK]	2	0	0.0	0	0	0	[TOUCHBACK]	2	0	0.0	0	0	0	[TOUCHBACK]	2	0	0.0	0	0	0						
RETURNS	2	32	16.0	0	32	0	RETURNS	0	0	0.0	0	0	0	RETURNS	2	32	16.0	0	32	0						
Indianapolis Colts	Fum	Lost	Own Rec.	Yds	TD	Opp. Rec.	Yds	TD	Out Bnds	Denver Broncos	Fumbles	Lost	Own Rec.	Yds	TD	Opp. Rec.	Yds	TD	Out Bnds							
J. Newsome	0	0	0	0	0	1	0	0	0	P. Manning	1	1	0	0	0	0	0	0	0							
J. Freeman	0	0	0	0	0	1	0	0	0	TOTAL	1	1	0	0	0	0	0	0	0							
TOTAL	0	0	0	0	0	1	1	0	0	TOTAL	1	1	0	0	0	0	0	0	0							

### FINAL TEAM STATISTICS

	COLTS	BRONCOS		COLTS	BRONCOS
TOTAL FIRST DOWNS	23	19	FGs - PATs Had Blocked	0-0	0-0
By Rushing	6	6	Net Punting Average	37.5	39.5
By Passing	15	10	TOTAL RETURN YARDAGE (Not Including Kickoffs)	7	1
By Penalty	2	3	No. and Yards Punt Returns	3-7	1-1
THIRD DOWN EFFICIENCY	5-13-38%	4-16-25%	No. and Yards Kickoff Returns	2-32	0-0
FOURTH DOWN EFFICIENCY	0-0-0%	1-2-50%	No. and Yards Interception Returns	0-0	2-2
TOTAL NET YARDS	364	288	PENALTIES Number and Yards	10-67	2-8
Total Offensive Plays (inc. times thrown passing)	71	68	FUMBLES Number and Lost	0-0	1-1
Average gain per offensive play	5.1	4.2	TOUCHDOWNS	3	1
NET YARDS RUSHING	99	88	Rushing	1	0
Total Rushing Plays	28	40	Passing	1	1
Average gain per rushing play	3.5	4.4	EXTRA POINTS Made-Attempts	3-3	3-3
Tackles for a loss-number and yards	2-4	2-6	Kicking Made-Attempts	3-3	1-1
NET YARDS PASSING	265	200	FIELD GOALS Made-Attempts	1-2	2-2
Times thrown - yards lost attempting to pass	0-0	2-11	RED ZONE EFFICIENCY	3-4-75%	1-1-100%
Gross yards passing	265	211	GOAL TO GO EFFICIENCY	2-2-100%	1-1-100%
PASS ATTEMPTS-COMPLETIONS-HAD INTERCEPTED	43-27-2	46-26-0	SAFETIES	0	0
Avg gain per pass play (inc.# thrown passing)	6.2	4.2	FINAL SCORE	24	13
KICKOFFS Number-In End Zone-Touchbacks	5-5-5	4-3-2	TIME OF POSSESSION	34:01	25:59
PUNTS Number and Average	4-42.3	6-40.7			
Had Blocked	0	0			

### BRONCOS DEFENSIVE STATISTICS

*(based on coaches' film review)*

PLAYER	UT	A	TT	S-YDS	I-YDS	PD	FF	FR	PLAYER	UT	A	TT	S-YDS	I-YDS	PD	FF	FR
V. Miller	5	1	6	0-0	0-0	0	0	0	D. Wolfe	2	1	3	0-0	0-0	0	0	0
S. Johnson	5	1	6	0-0	0-0	0	0	0	M. Austin Jr.	2	1	3	0-0	0-0	0	0	0
B. Marshall	4	2	6	0-0	0-0	0	0	0	T. Knighton	1	2	3	0-0	0-0	0	0	0
T. Davis	3	3	6	0-0	0-0	0	0	0	T. Ward	2	0	2	0-0	0-0	2	0	0
A. Talib	4	0	4	0-0	0-0	1	0	0	B. Roby	2	0	2	0-0	1-2	1	0	0
D. Ware	3	1	4	0-0	0-0	0	0	0	R. Moore	2	0	2	0-0	1-0	1	0	0
M. Jackson	1	3	4	0-0	0-0	0	0	0	L. McCray	1	2	0-0	0-0	0	0	0	0
C. Harris Jr.	3	0	3	0-0	0-0	1	0	0	S. Williams	1	0	1	0-0	0-0	0	0	0
D. Bruton	3	0	3	0-0	0-0	0	0	0	<b>TEAM TOTALS</b>	<b>44</b>	<b>16</b>	<b>60</b>	<b>0-0</b>	<b>2-2</b>	<b>6</b>	<b>0</b>	<b>0</b>



# Seattle 43, Denver 8

Sunday, Feb. 2, 2014 • 6:32 p.m. EST • MetLife Stadium • East Rutherford, N.J.

WEATHER: Partly Cloudy, 49°, Wind WNW 4 mph • TIME: 3:23 • ATTENDANCE: 82,529

## Super Bowl XLVIII



The Seattle Seahawks won their first World Championship with a 43-8 victory over the Denver Broncos in Super Bowl XLVIII in front of 82,529 fans at MetLife Stadium in East Rutherford, N.J.

Seattle produced one of the strongest all-around team performances in Super Bowl history, recording a touchdown in each phase of the game (offense, defense and special teams).

The Broncos started with the ball but a miscommunication on the first play of the game resulted in a botched snap and a safety for the Seahawks just 12 seconds into the contest.

Seattle fed off the early momentum and scored on each of its first three offensive possessions to jump out to a 15-0 lead early in the second quarter.

Defense also was key for the Seahawks in the first two frames as Seattle forced three turnovers, one punt and a turnover on downs on the Broncos' first five offensive series.

Seattle's first half dominance was capped by linebacker and Super Bowl MVP Malcolm Smith (9 TKLS., 1 INT, 1 PD, 1 FR), who intercepted quarterback Peyton Manning and returned the ball 69 yards for a touchdown to give the Seahawks a 22-0 lead entering halftime.

Any chance of a Denver comeback was quelled when Seattle wide receiver Percy Harvin took the opening second half kickoff 87 yards for a touchdown and an insurmountable 29-0 lead.

Denver and Seattle traded punts on the next two series before Seahawks cornerback Byron Maxwell forced Seattle's fourth turnover of the game—a fumble by wide receiver Demaryius Thomas.

Six plays later, quarterback Russell Wilson (18-of-25 passing for 206 yds., 2 TD, 0 INT) completed a 23-yard touchdown pass to wide receiver Jermaine Kearse to extend Seattle's advantage to 36-0.

The Broncos would record their first scoring drive of the game in the fourth quarter as Manning (34-of-49 passing for 280 yds., 1 TD, 2 INTs) completed 6-of-6 passes for 70 yards and a 14-yard touchdown pass to Thomas (13 rec. for 118 yds., 1 TD).

Manning's 34 pass completions and Thomas' 13 receptions each set Super Bowl records.

Wilson threw his second touchdown of the game in the fourth quarter and Seattle's defense would hold the Broncos scoreless the rest of the way to preserve their 43-8 victory.

### OFFICIALS

**Referee** — Terry McAlay (77); **Umpire** — Carl Paganelli (124); **Head Linesman** — Jim Mello (48); **Line Judge** — Thomas Symonette (100); **Side Judge** — David Wyant (16); **Field Judge** — Scott Stenson (88); **Back Judge** — Steve Freeman (133); **Replay** — Earnie Frantz.

## DENVER BRONCOS

### OFFENSE

**WR** 88 D. Thomas  
**LT** 75 C. Clark  
**LG** 68 Z. Beadles  
**C** 66 M. Ramirez  
**RG** 65 L. Vasquez  
**RT** 74 O. Franklin  
**TE** 80 J. Thomas  
**WR** 87 E. Decker  
**WR** 83 W. Welker  
**QB** 18 P. Manning  
**RB** 27 K. Moreno

### DEFENSE

**LDE** 97 M. Jackson  
**DT** 92 S. Williams  
**NT** 94 T. Knighton  
**RDE** 90 S. Phillips  
**SLB** 56 N. Irving  
**MLB** 51 P. Lenon  
**WLB** 59 D. Trevathan  
**LCB** 24 C. Bailey  
**RCB** 45 D. Rodgers-Cromartie  
**SS** 33 D. Ihenacho  
**FS** 20 M. Adams

**BRONCOS SUBSTITUTIONS:** P 4 B.Colquitt, K 5 M.Prater, WR 11 T.Holliday, WR 12 A.Caldwell, RB 22 C.Anderson, RB 28 M.Ball, S 30 D.Bruton, S 31 O.Bolden, CB 32 T.Carter, CB 34 M.Cole, CB 36 K.Webster, LS 46 A.Brewer, LB 52 W.Woodyard, LB 53 S.Johnson, LB 54 B.Marshall, DE 57 J.Mincey, C 60 S.Vallos, TE 84 J.Tamme, TE 85 V.Green, DE 91 R.Ayers, DT 96 M.Unrein. **INACTIVE:** QB 2 D.Dyert, RB 21 R.Hillman, CB 23 Q.Jammer, T 70 V.Painter, G 73 C.Kuper, TE 81 J.Dreessen, DT 98 S.Fua.

## SEATTLE SEAHAWKS

### OFFENSE

**WR** 89 D. Baldwin  
**LT** 76 R. Okung  
**LG** 77 J. Carpenter  
**C** 60 M. Unger  
**RG** 64 J. Sweezy  
**RT** 68 B. Giacomini  
**T** 78 A. Bailey  
**TE** 86 Z. Miller  
**WR** 81 G. Tate  
**QB** 3 R. Wilson  
**RB** 24 M. Lynch

### DEFENSE

**LDE** 56 C. Avril  
**LDT** 72 M. Bennett  
**RD** 69 C. McDonald  
**RDE** 91 C. Clemons  
**OLB** 50 K. Wright  
**MLB** 54 B. Wagner  
**LCB** 28 W. Thurmond  
**RCB** 41 B. Maxwell  
**SS** 31 K. Chancellor  
**FS** 29 E. Thomas

**SEAHAWKS SUBSTITUTIONS:** K 4 S.Hauschka, QB 7 T.Jackson, P 9 J.Ryan, WR 11 P.Harvin, WR 15 J.Kearse, CB 20 J.Lane, RB 22 R.Turbin, FB 26 M.Robinson, CB 35 D.Shead, FB 40 D.Coleman, FS 42 C.Maragos, LS 49 C.Gresham, LB 51 B.Irvin, LB 53 M.Smith, LB 55 H.Farwell, LB 57 M.Morgan, C 61 L.Jeanpierre, G 67 P.McQuistan, DE 79 R.Bryant, TE 82 L.Wilson, WR 83 R.Lockette, DT 92 B.Mebane, DE 93 O.Schofield, DT 99 T.McDaniel. **INACTIVE:** WR 19 B.Walters, RB 33 C.Michael, T 73 M.Bowie, T 74 C.Hauptmann, TE 87 K.Davis, DE 95 B.Mayowa, DT 97 J.Hill.

		1	2	3	4	OT	TOTAL
<b>VISITOR</b>	Seattle Seahawks	8	14	14	7	0	43
<b>HOME</b>	Denver Broncos	0	0	8	0	0	8

<b>FIELD GOALS (made ( ) &amp; missed)</b>
S. Hauschka (31) (33)

Team	Qtr	Clock Time	PLAY DESCRIPTION (Extra Point) (Drive Info)	SCORE Visitor Home
SEAHAWKS	1	14:48	K. Moreno tackled in end zone by C. Avril for a Safety	2 0
SEAHAWKS	1	10:21	S. Hauschka 31 yd. Field Goal (9-51, 4:27)	5 0
SEAHAWKS	1	2:16	S. Hauschka 33 yd. Field Goal (13-58, 6:15)	8 0
SEAHAWKS	2	12:00	M. Lynch 1 yd. run (S. Hauschka kick) (7-37, 3:59)	15 0
SEAHAWKS	2	3:21	M. Smith 69 yd. interception return (S. Hauschka kick)	22 0
SEAHAWKS	3	14:48	P. Harvin 87 yd. kickoff return (S. Hauschka kick) (0-0, 0:12)	29 0
SEAHAWKS	3	2:58	J. Kearse 23 yd. pass from R. Wilson (S. Hauschka kick) (6-58, 2:57)	36 0
BRONCOS	3	0:00	D. Thomas 14 yd. pass from P. Manning (P. Manning-W. Welker pass) (6-80, 2:58)	36 8
SEAHAWKS	4	11:45	D. Baldwin 10 yd. pass from R. Wilson (S. Hauschka kick) (5-48, 3:15)	

### FINAL INDIVIDUAL STATISTICS

Seattle Seahawks												Denver Broncos											
RUSHING	ATT	YDS	AVG	LG	TD	RUSHING	ATT	YDS	AVG	LG	TD												
P. Harvin	2	45	22.5	30	0	K. Moreno	5	17	3.4	9	0												
M. Lynch	15	39	2.6	18	1	C. Anderson	2	9	4.5	6	0												
R. Wilson	3	26	8.7	16	0	M. Ball	6	1	0.2	3	0												
R. Turbin	9	25	2.8	6	0	P. Manning	1	0	0.0	0	0												
TOTAL	29	135	4.7	30	1	TOTAL	14	27	1.9	9	0												
PASSING	ATT	CMP	YDS	TDK/	YD	TD	LG	IN	Rtg.	PASSING	ATT	CMP	YDS	TDK/	YD	TD	LG	IN	Rtg.				
R. Wilson	25	18	206	0/0	2	37	0	123.1	P. Manning	49	34	280	1/1	1	23	2	73.5						
T. Jackson	1	0	0	0/0	0	0	0	39.6	TOTAL	49	34	280	1/1	1	23	2	73.5						
TOTAL	26	18	206	0/0	2	37	0	118.4															
PASS RECEIVING	NO	YDS	AVG	LG	TD	PASS RECEIVING	NO	YDS	AVG	LG	TD												
D. Baldwin	5	66	13.2	37	1	D. Thomas	13	118	9.1	23	1												
J. Kearse	4	65	16.3	24	1	W. Welker	8	84	10.5	22	0												
G. Tate	3	17	5.7	9	0	J. Thomas	4	27	6.8	11	0												
L. Willson	2	17	8.5	12	0	K. Moreno	3	20	6.7	7	0												
R. Lockette	1	19	19.0	19	0	J. Tammie	2	9	4.5	11	0												
Z. Miller	1	10	10.0	10	0	M. Ball	2	2	1.0	1	0												
M. Robinson	1	7	7.0	7	0	C. Anderson	1	14	14.0	14	0												
P. Harvin	1	5	5.0	5	0	E. Decker	1	6	6.0	6	0												
TOTAL	18	206	11.4	37	2	TOTAL	34	280	8.2	23	1												
INTERCEPTIONS	NO	YDS	AVG	LG	TD	INTERCEPTIONS	NO	YDS	AVG	LG	TD												
M. Smith	1	69	69.0	69	1																		
K. Chancellor	1	2	2.0	2	0																		
TOTAL	2	71	35.5	69	1	TOTAL	0	0	0.0	—	0												
PUNTING	NO	YDS	AVG	NET	TB	INTD	LG	PUNTING	NO	YDS	AVG	NET	TB	INTD	LG								
J. Ryan	1	45	45.0	36.0	0	0	45	B. Colquitt	2	60	30.0	30.0	0	1	31								
TOTAL	1	45	45.0	36.0	0	0	45	TOTAL	2	60	30.0	30.0	0	1	31								
PUNT RETURNS	NO	YDS	AVG	FC	LG	TD	PUNT RETURNS	NO	YDS	AVG	FC	LG	TD										
G. Tate	0	0	0.0	2	0	0	E. Decker	1	9	9.0	0	9	0										
RETURNS	0	0	0.0	2	—	0	RETURNS	1	9	9.0	0	9	0										
KICKOFF RETURNS	NO	YDS	AVG	FC	LG	TD	KICKOFF RETURNS	NO	YDS	AVG	FC	LG	TD										
P. Harvin	1	87	87.0	0	87	1	T. Holliday	5	105	21.0	0	32	0										
G. Tate	1	20	20.0	0	20	0	[TOUCHBACK]	3	0	0.0	0	0	0										
RETURNS	2	107	53.5	0	87	1	RETURNS	5	105	21.0	0	32	0										
Baltimore Ravens	Own	Opp.	Out	Baltimore Ravens	Own	Opp.	Out	Denver Broncos	Own	Opp.	Out	Denver Broncos	Own	Opp.	Out								
FUMBLES	Fum	Lost	Rec.	Yds	TD	FF	Rec.	Yds	TD	Bnds	Fumbles	Fum	Lost	Rec.	Yds	TD	Bnds						
C. Clemons	0	0	0	0	0	2	0	0	0	0	K. Moreno	1	0	1	0	0	0						
B. Maxwell	0	0	0	0	0	1	0	0	0	0	P. Manning	1	1	0	0	0	0						
C. McDonald	0	0	0	0	0	0	1	0	0	0	D. Thomas	1	1	0	0	0	0						
M. Smith	0	0	0	0	0	0	1	7	0	0	M. Ramirez	1	0	0	-14	0	0						
											Z. Beadles	0	0	1	0	0	0						
TOTAL	0	0	0	0	0	3	2	7	0	0	TOTAL	4	2	2	-14	0	0						

### FINAL TEAM STATISTICS

	SEAHAWKS			BRONCOS				SEAHAWKS			BRONCOS		
TOTAL FIRST DOWNS	17			18			FGs - PATs Had Blocked	0-0			0-0		
By Rushing	6			2			Net Punting Average	36.0			30.0		
By Passing	10			13			TOTAL RETURN YARDAGE (Not Including Kickoffs)	71			9		
By Penalty	1			3			No. and Yards Punt Returns	0-0			1-9		
THIRD DOWN EFFICIENCY	7-12-58%			6-13-46%			No. and Yards Kickoff Returns	2-107			5-105		
FOURTH DOWN EFFICIENCY	0-2-0%			0-3-0%			No. and Yards Interception Returns	2-71			0-0		
TOTAL NET YARDS	341			306			PENALTIES Number and Yards	10-104			5-44		
Total Offensive Plays (inc. times thrown passing)	55			64			FUMBLES Number and Lost	0-0			4-2		
Average gain per offensive play	6.2			4.8			TOUCHDOWNS	5			1		
NET YARDS RUSHING	135			27			Rushing	1			0		
Total Rushing Plays	29			14			Passing	2			1		
Average gain per rushing play	4.7			1.9			Interceptions	0			1		
Tackles for a loss-number and yards	3-3			3-7			Kickoff Returns	1			0		
NET YARDS PASSING	206			279			EXTRA POINTS Made-Attempts	5-5			1-1		
Times thrown - yards lost attempting to pass	0-0			1-1			Kicking Made-Attempts	5-5			0-0		
Gross yards passing	206			280			Rushing Made-Attempts	5-5			0-0		
PASS ATTEMPTS-COMPLETIONS-HAD INTERCEPTED	26-18-0			49-34-2			FIELD GOALS Made-Attempts	2-2			0-0		
Avg gain per pass play (inc.# thrown passing)	7.9			5.6			RED ZONE EFFICIENCY	2-4-50%			1-2-50%		
KICKERS Number in End Zone-Touchbacks	8-6-0			3-0-0			GOAL TO GO EFFICIENCY	2-3-67%			0-0-0%		
PUNTS Number and Average	1-45-0			2-30-0			SAFETIES	1			0		
Had Blocked	0			0			FINAL SCORE	43			8		
							TIME OF POSSESSION	31:53			28:07		





# Denver 26, New England 16

Sunday, Jan. 19, 2014 • 1:06 p.m. MST • Sports Authority Field at Mile High • Denver

WEATHER: Sunny, 63°, Wind W 9 mph • TIME: 2:57 • ATTENDANCE: 77,110

## 2013 AFC Championship Game

The Denver Broncos won their seventh AFC Championship with a 26-16 victory over the New England Patriots to position themselves for a matchup with the Seattle Seahawks in Super Bowl XLVIII in New York-New Jersey.

Denver was led early by a dominant defensive effort as the Patriots offense was forced to punt on each of their first three possessions of the game.

The Broncos put the first points on the board as kicker Matt Prater connected on a 27-yard field goal in the first quarter.

On Denver's first series of the second frame, the offense manufactured a 15-play, 93-yard scoring drive by relying on the running game. Running backs Knowshon Moreno and Montee Ball combined for 58 yards on eight carries (7.25 avg.). The drive concluded with a 1-yard touchdown reception by tight end Jacob Tamme.

New England scored their first points of the game when kicker Stephen Gostkowski made a 47-yard attempt with 2:54 left in the second quarter.

Denver was able to add a late second quarter field goal and enter halftime with a 13-3 lead.

Quarterback Peyton Manning (32-of-43 passing for 400 yds., 2 TDs, 0 INT) led the Broncos on a 13-play, 80-yard scoring drive to open the second half. Manning completed 6-of-7 passes on the series for 53 yards, which concluded with a 3-yard touchdown reception by wide receiver Demaryius Thomas (7 rec. for 134 yds., 1 TD).

Prater made his third field goal of the game early in the fourth quarter to increase the Broncos' lead to 23-3.

On the ensuing series, Patriots quarterback Tom Brady (24-of-38 passing for 277 yds., 1 TD, 0 INT) led New England's offense on a 9-play drive in which he completed 6-of-9 passes for 80 yards and a 7-yard touchdown pass to wide receiver Julian Edelman (10 rec. for 89 yds., 1 TD).

After Prater became the first Broncos' kicker in team history to make four field goals in a playoff game, Brady again led the Patriots on a scoring series. New England executed another 80-yard touchdown drive that resulted in a 5-yard run by Brady to cut the deficit to 26-16 with 3:06 left in the game. The Patriots would fail to convert on a two-point conversion attempt.

Gostkowski attempted a squib kick and wide receiver Eric Decker caught the ball to give Denver possession.

Denver would convert two first downs to drain the clock and preserve the 26-16 win over the Patriots to send the Broncos to their seventh Super Bowl.

### OFFICIALS

**Referee** — Tony Corrente (99); **Umpire** — Paul King (121); **Head Linesman** — Kent Payne (79); **Line Judge** — John Hussey (35); **Side Judge** — Tom Hill (97); **Field Judge** — Craig Wrostad (4); **Back Judge** — Greg Wilson (119); **Replay** — Carl Madsen.

## DENVER BRONCOS

### OFFENSE

**WR** 88 D. Thomas  
**LT** 75 C. Clark  
**LG** 68 Z. Beadles  
**C** 66 M. Ramirez  
**RG** 65 L. Vasquez  
**RT** 74 O. Franklin  
**TE** 80 J. Thomas  
**WR** 87 E. Decker  
**WR** 83 W. Welker  
**QB** 18 P. Manning  
**RB** 27 K. Moreno

### DEFENSE

**LDE** 97 M. Jackson  
**DT** 92 S. Williams  
**NT** 94 T. Knighton  
**RDE** 90 S. Phillips  
**SLB** 56 N. Irving  
**MLB** 51 P. Lenon  
**WLB** 59 D. Trevathan  
**LCB** 24 C. Bailey  
**RCB** 45 D. Rodgers-Cromartie  
**SS** 33 D. Ihenacho  
**FS** 20 M. Adams

**BRONCOS SUBSTITUTIONS:** P 4 B.Colquitt, K 5 M.Prater, WR 11 T.Holliday, WR 12 A.Caldwell, CB 23 Q.Jammer, RB 28 M.Ball, S 29 M.Huff, S 30 D.Barton, S 31 O.Bolden, CB 32 T.Carter, CB 36 K.Webster, LS 46 A.Brewer, LB 52 W.Woodyard, LB 53 S.Johnson, LB 54 B.Marshall, DE 57 J.Mincey, C 60 S.Vallos, T 77 W.Justice, TE 84 J.Tamme, TE 85 V.Green, DE 91 R.Ayers, DT 96 M.Unrein.  
**DID NOT PLAY:** QB 17 B.Osweller, RB 22 C.Anderson. **INACTIVE:** QB 2 Z.Dysert, RB 21 R.Hillman, CB 34 M.Cole, T 70 V.Painter, G 73 C.Kuper, TE 81 J.Dressen, DT 98 S.Fua.

## NEW ENGLAND PATRIOTS

### OFFENSE

**WR** 80 D. Amendola  
**LT** 77 N. Solder  
**LG** 70 L. Mankins  
**C** 62 R. Wendell  
**RG** 63 D. Connolly  
**RT** 61 M. Cannon  
**TE** 47 M. Hoomanawanui  
**WR** 11 J. Edelman  
**QB** 12 T. Brady  
**RB** 46 J. Develin  
**RB** 34 S. Vereen

### DEFENSE

**LE** 50 R. Ninkovich  
**DT** 71 S. Siliga  
**DT** 94 Chr. Jones  
**RE** 95 Cha. Jones  
**LB** 91 J. Collins  
**CB** 25 K. Arrington  
**LB** 54 D. Hightower  
**LCB** 31 A. Talib  
**RCB** 37 A. Dennard  
**S** 28 S. Gregory  
**S** 32 D. McCourty

**PATRIOTS SUBSTITUTIONS:** K 3 S.Gostkowski, P 6 R.Allen, WR 10 A.Collie, WR 17 A.Dobson, WR 18 M.Slater, RB 22 S.Ridley, CB 26 L.Ryan, DB 27 T.Wilson, RB 29 L.Blount, DB 30 D.Harmon, S 36 K.Davis, RB 38 B.Bolden, DB 43 N.Ebner, LS 48 D.Aiken, LB 52 D.Fletcher, LB 53 J.Davis, LB 59 C.White, DT 72 J.Vellano, OL 74 W.Svitke, TE 88 M.Mulligan, DE 96 A.Carter, DL 99 M.Buchanan.  
**DID NOT PLAY:** QB 15 R.Mallett, OL 67 J.Kline. **INACTIVE:** DB 41 J.Green, TE 45 D.Williams, LB 58 S.Beauharnais, OL 64 C.Barker, WR 85 K.Thompkins, DT 90 I.Sopoaga, DE 92 J.Bequette.

		1	2	3	4	OT	TOTAL	FIELD GOALS (made ( ) & missed)	
<b>VISITOR</b>	New England Patriots	0	3	0	13	0	16	S. Gostkowski	(47)
<b>HOME</b>	Denver Broncos	3	10	7	6	0	26	M. Prater	(27) (35) (19) (54)

Team	Qtr	Clock Time	PLAY DESCRIPTION (Extra Point) (Drive Info)	SCORE Visitor	Home
BRONCOS	1	3:43	M. Prater 27 yd. Field Goal (10-73, 4:07)	0	3
BRONCOS	2	7:50	J. Tamme 1 yd. pass from P. Manning (M. Prater kick) (15-93, 7:01)	0	10
PATRIOTS	2	2:54	S. Gostkowski 47 yd. Field Goal (9-51, 4:56)	3	10
BRONCOS	2	0:25	M. Prater 35 yd. Field Goal (8-63, 2:29)	3	13
BRONCOS	3	7:52	D. Thomas 3 yd. pass from P. Manning (M. Prater kick) (13-80, 7:08)	3	20
BRONCOS	4	12:02	M. Prater 19 yd. Field Goal (9-60, 5:23)	3	23
PATRIOTS	4	9:26	J. Edelman 7 yd. pass from T. Brady (S. Gostkowski kick) (9-80, 2:36)	10	23
BRONCOS	4	7:00	M. Prater 54 yd. Field Goal (6-39, 2:26)	10	26
PATRIOTS	4	3:07	T. Brady 5 yd. run (run failed) (10-80, 3:53)	16	26

FINAL INDIVIDUAL STATISTICS																					
New England Patriots										Denver Broncos											
RUSHING	ATT	YDS	AVG	LG	TD					RUSHING	ATT	YDS	AVG	LG	TD						
S. Vereen	4	34	8.5	11	0					K. Moreno	14	59	4.2	28	0						
S. Ridley	5	17	3.4	8	0					M. Ball	12	43	3.6	9	0						
T. Brady	2	7	3.5	5	1					V. Green	1	6	6.0	6	0						
L. Blount	5	6	1.2	3	0					P. Manning	1	-1	-1.0	-1	0						
TOTAL	16	64	4.0	11	1					TOTAL	28	107	3.8	28	0						
PASSING	ATT	CMP	YDS	TKD/ YD	TD	LG	IN	Rtg.		PASSING	ATT	CMP	YDS	TKD/ YD	TD	LG	IN	Rtg.			
T. Brady	38	24	277	2/21	1	27	0	93.9		P. Manning	43	32	400	0/0	2	37	0	118.4			
TOTAL	38	24	277	2/21	1	27	0	93.9		TOTAL	43	32	400	0/0	2	37	0	118.4			
PASS RECEIVING	NO	YDS	AVG	LG	TD					PASS RECEIVING	NO	YDS	AVG	LG	TD						
J. Edelman	10	89	8.9	18	1					J. Thomas	8	85	10.6	37	0						
S. Vereen	5	59	11.8	24	0					D. Thomas	7	134	19.1	30	1						
A. Collie	4	57	14.3	20	0					E. Decker	5	73	14.6	21	0						
A. Dobson	2	33	16.5	27	0					W. Welker	4	38	9.5	16	0						
M. Hoomanawanui	2	33	16.5	18	0					M. Ball	3	13	4.3	12	0						
M. Mulligan	1	6	6.0	6	0					J. Tamme	2	24	12.0	23	1						
										K. Moreno	2	22	11.0	18	0						
										A. Caldwell	1	11	11.0	11	0						
TOTAL	24	277	11.5	27	1					TOTAL	32	400	12.5	37	2						
INTERCEPTIONS	NO	YDS	AVG	LG	TD					INTERCEPTIONS	NO	YDS	AVG	LG	TD						
TOTAL	0	0	0.0	0	0					TOTAL	0	0	0.0	—	0						
PUNTING	NO	YDS	AVG	NET	TB	IN20	LG			PUNTING	NO	YDS	AVG	NET	TB	IN20	LG				
R. Allen	3	147	49.0	49.0	0	3	60			B. Colquitt	1	48	48.0	28.0	1	0	48				
TOTAL	3	147	49.0	49.0	0	3	60			TOTAL	1	48	48.0	28.0	1	0	48				
PUNT RETURNS	NO	YDS	AVG	FC	LG	TD				PUNT RETURNS	NO	YDS	AVG	FC	LG	TD					
[TOUCHBACK]	1	0	0.0	0	0	0				E. Decker	0	0	0.0	1	0	0					
										[DOWNED]	2	0	0.0	0	0	0					
RETURNS	0	0	0.0	0	—	0				RETURNS	0	0	0.0	1	0	0					
KICKOFF RETURNS	NO	YDS	AVG	FC	LG	TD				KICKOFF RETURNS	NO	YDS	AVG	FC	LG	TD					
[TOUCHBACK]	7	0	0.0	0	0	0				T. Holliday	1	4	4.0	0	4	0					
										[TOUCHBACK]	2	0	0.0	0	0	0					
RETURNS	0	0	0.0	0	—	0				RETURNS	1	4	4.0	0	4	0					
Baltimore Ravens	Own					Opp.			Out	Denver Broncos	Own					Opp.			Out		
FUMBLES	Fum	Lost	Rec.	Yds	TD	FF	Rec.	Yds	TD	Bnds	FUMBLES	Fum	Lost	Rec.	Yds	TD	FF	Rec.	Yds	TD	Bnds
TOTAL	0	0	0	0	0	0	0	0	0	0	TOTAL	0	0	0	0	0	0	0	0	0	0

FINAL TEAM STATISTICS																								
PATRIOTS					BRONCOS					PATRIOTS					BRONCOS									
TOTAL FIRST DOWNS										19					27	FGs - PATs Had Blocked				0-0	0-0			
By Rushing										4					5	Net Punting Average				49.0	28.0			
By Passing										15					21	TOTAL RETURN YARDAGE (Not Including Kickoffs)				0	0			
By Penalty										0					1	No. and Yards Punt Returns				0-0	0-0			
THIRD DOWN EFFICIENCY										6-12-50%					7-13-54%	No. and Yards Kickoff Returns				0-0	1-4			
FOURTH DOWN EFFICIENCY										1-2-50%					1-1-100%	No. and Yards Interception Returns				0-0	0-0			
TOTAL NET YARDS										320					507	PENALTIES Number and Yards				2-15	4-34			
Total Offensive Plays (inc. times thrown passing)										56					71	FUMBLES Number and Lost				0-0	0-0			
Average gain per offensive play										5.7					7.1	TOUCHDOWNS				2	2			
NET YARDS RUSHING										64					107	Rushing				1	0			
Total Rushing Plays										16					28	Passing				1	2			
Average gain per rushing play										4.0					3.8	EXTRA POINTS Made-Attempts				1-2	2-2			
Tackles for a loss-number and yards										1-1					2-6	Kicking Made-Attempts				1-1	2-2			
NET YARDS PASSING										256					400	Rushing Made-Attempts				0-1	0-0			
Times thrown - yards lost attempting to pass										2-21					0-0	FIELD GOALS Made-Attempts				1-1	4-4			
Gross yards passing										277					400	RED ZONE EFFICIENCY				2-3-67%	2-6-33%			
PASS ATTEMPTS-COMPLETIONS-HAD INTERCEPTED										38-24-0					43-32-0	GOAL TO GO EFFICIENCY				1-1-100%	2-4-50%			
Avg gain per pass play (inc.# thrown passing)										6.4					9.3	SAFETIES				0	0			
KICKOFFS Number-In End Zone-Touchbacks										4-2-2					7-7-7	FINAL SCORE				16	26			
PUNTS Number and Average										3-49.0					1-48.0	TIME OF POSSESSION				24:16	35:44			
Had Blocked										0					0									

BRONCOS DEFENSIVE STATISTICS																			
(based on coaches' film review)																			
PLAYER	UT	A	TT	S-YDS	I-YDS	PD	FF	FR		PLAYER	UT	A	TT	S-YDS	I-YDS	PD	FF	FR	
D. Trevathan	8	0	8	0-0	0-0	0	0	0	0	W. Woodyard	2	0	2	0-0	0-0	0	0	0	0
D. Ithenacho	4	1	5	0-0	0-0	0	0	0	0	S. Phillips	2	0	2	0-0	0-0	0	0	0	0
T. Knighton	4	0	4	1-10	0-0	0	0	0	0	R. Ayers	1	0	1	1-11	0-0	0	0	0	0
M. Adams	4	0	4	0-0	0-0	1	0	0	0	P. Lenon	1	0	1	0-0	0-0	0	0	0	0
T. Carter	3	1	4	0-0	0-0	2	0	0	0	D. Bruton	1	0	1	0-0	0-0	0	0	0	0
D. Rodgers-Cromartie	3	0	3	0-0	0-0	1	0	0	0	M. Huff	1	0	1	0-0	0-0	0	0	0	0
C. Bailey	3	0	3	0-0	0-0	0	0	0	0	M. Jackson	0	0	0	0-0	0-0	1	0	0	0
N. Iving	2	0	2	0-0	0-0	0	0	0	0	TEAM TOTALS	39	2	41	2-21	0-0	5	0	0	0
J. Mincey	2	0	2	1-8	0-0	0	0	0	0										



## Denver 24, San Diego 17

Sunday, Jan. 12, 2014 • 2:40 p.m. MST • Sports Authority Field at Mile High • Denver

WEATHER: PARTLY CLOUDY, 41°, WIND NW 17 MPH • TIME: 3:13 • ATTENDANCE: 76,969

### 2013 AFC Divisional Playoff Game

The Denver Broncos defeated their AFC West rival San Diego Chargers 24-17 in the divisional round on a windy afternoon at Sports Authority Field at Mile High.

Denver's defense shut out the Chargers through three quarters and held on through the final frame to help the Broncos advance to their ninth-ever AFC Championship Game.

After forcing the Chargers to punt on the opening series of the game, quarterback Peyton Manning led the Broncos offense on a 14-play, 86-yard drive that culminated in a 2-yard touchdown reception by wide receiver Demaryius Thomas (8 rec. for 54 yds., 1 TD) to give Denver the early lead.

San Diego recovered a fumble by tight end Julius Thomas in the second quarter but kicker Nick Novak missed a 53-yard field goal attempt.

Denver was able to take advantage of the good field position as Manning completed a 3-yard touchdown pass to wide receiver Wes Welker on its ensuing possession.

The Broncos were able to move the ball deep into San Diego territory at the end of the half, but Manning was intercepted in the end zone and the Broncos entered halftime with a 14-0 lead.

On the opening drive of the third quarter, Manning (25-of-36 passing for 230 yds., 2 TDs, 1 INT) completed 5-of-7 passes for 36 yards and kicker Matt Prater made a 45-yard field goal attempt.

The Broncos defense remained stout throughout the third quarter before quarterback Philip Rivers (18-of-27 passing for 217 yds., 2 TDs, 0 INT) completed a 16-yard touchdown pass to rookie wide receiver Keenan Allen with 12:59 left in the final frame.

Denver's offense conducted its own scoring drive on the next series as running back Knowshon Moreno scampered for a 3-yard touchdown run to increase the Broncos' lead to 24-7.

On San Diego's next possession, Rivers and Allen (6 rec. for 142 yds., 2 TDs) connected again on a 16-yard touchdown pass. The Chargers attempted an onside kick and cornerback Richard Marshall recovered the ball after it deflected off of Broncos wide receiver Eric Decker.

San Diego's opportunistic offense, led by Rivers, orchestrated an 8-play, 48-yard drive that resulted in a 30-yard field goal by Novak to reduce Denver's lead to 24-17.

After a Chargers' squib kick, the Broncos gained possession of the ball with 5:40 left in the game. Denver would convert three critical third downs, including a 21-yard pass from Manning to Julius Thomas (6 rec. for 76 yds, 0 TDs) on 3rd down and 17, to preserve the win.

#### OFFICIALS

**Referee** — Clete Blakeman (34); **Umpire** — Fred Bryan (11); **Head Linesman** — Jim Mello (48); **Line Judge** — Jeff Seeman (45); **Side Judge** — Dave Wyant (16); **Field Judge** — Bob Waggoner (25); **Back Judge** — Dino Paganelli (105); **Replay** — Mark Burns.

### DENVER BRONCOS

#### OFFENSE

**WR** 88 D. Thomas  
**LT** 75 C. Clark  
**LG** 68 Z. Beadles  
**C** 66 M. Ramirez  
**RG** 65 L. Vasquez  
**RT** 74 O. Franklin  
**TE** 80 J. Thomas  
**WR** 87 E. Decker  
**WR** 83 W. Welker  
**QB** 18 P. Manning  
**RB** 27 K. Moreno

#### DEFENSE

**LDE** 97 M. Jackson  
**DT** 92 S. Williams  
**NT** 94 T. Knighton  
**RDE** 90 S. Phillips  
**SLB** 56 N. Irving  
**MLB** 51 P. Lenon  
**WLB** 59 D. Trevathan  
**LCB** 25 C. Harris Jr.  
**RCB** 45 D. Rodgers-Cromartie  
**SS** 33 D. Ihenacho  
**FS** 20 M. Adams

**BRONCOS SUBSTITUTIONS:** P 4 B.Colquitt, K 5 M.Prater, WR 11 T.Holliday, WR 12 A.Caldwell, CB 23 Q.Jammer, CB 24 C.Bailey, RB 28 M.Ball, S 29 M.Huff, S 30 D.Bruton, S 31 O.Bolden, CB 36 K.Webster, LS 46 A.Brewer, LB 52 W.Woodward, LB 53 S.Johnson, LB 54 B.Marshall, DE 57 J.Mincey, C 60 S.Vallos, TE 84 J.Tamme, TE 85 V.Green, DE 91 R.Ayers, DT 96 M.Unrein. **DID NOT PLAY:** QB 17 B.Osweller, RB 22 C.Anderson, T 77 W.Justice. **INACTIVE:** QB 2 Z.Dyrest, RB 21 R.Hillman, CB 32 T.Carter, G 73 C.Kuper, TE 81 J.Dreessen, DE 95 D.Wolfe, DT 98 S.Fua.

### SAN DIEGO CHARGERS

#### OFFENSE

**TE** 89 L. Green  
**WR** 13 K. Allen  
**LT** 77 K. Dunlap  
**LG** 78 C. Rinehart  
**C** 61 N. Hardwick  
**RG** 63 J. Troutman  
**RT** 76 D. Fluker  
**TE** 85 A. Gates  
**WR** 11 E. Royal  
**QB** 17 P. Rivers  
**RB** 24 R. Mathews

#### DEFENSE

**RE** 94 C. Liuget  
**LE** 91 K. Reyes  
**OLB** 54 M. Ingram  
**ILB** 50 M. Te'o  
**ILB** 56 D. Butler  
**OLB** 96 J. Johnson  
**LCB** 31 R. Marshall  
**RCB** 29 S. Wright  
**SS** 38 M. Gilchrist  
**FS** 37 J. Adae  
**FS** 32 E. Weddle

**CHARGERS SUBSTITUTIONS:** P 5 M.Scifres, K 9 N.Novak, WR 16 S.Ajrotutu, CB 20 C.Butler, CB 22 D.Cox, RB 23 R.Brown, S 25 D.Stuckey, RB 33 L.McClain, RB 39 D.Woodhead, LS 47 M.Windt, ILB 52 R. Walker, OLB 58 T.Williams, ILB 59 A.Gachkar, G-T 70 S.Schilling, DE 71 L.Guy, C-G 74 R.Ohrnberger, TE 81 J.Byrne, WR 86 V.Brown, OLB 90 T.Keiser, DT 92 C.Thomas, ILB 97 B.Bird. **DID NOT PLAY:** QB 6 C.Whitehurst, T 69 W.Smith, DT 95 K.Geathers. **INACTIVE:** QB 4 B.Sorensen, WR-KR 10 L.Hawkins, SS 28 B.Taylor, CB 35 M.Cromartie, G-T 66 J.Clary, T 72 K.Wiggins, DE 98 S.Lissemore.

		1	2	3	4	OT	TOTAL	FIELD GOALS (made ( ) & missed)	
<b>VISITOR</b>	San Diego Chargers	0	0	0	17	0	17	N. Novak	53WL (30)
<b>HOME</b>	Denver Broncos	7	7	3	7	0	24	M. Prater	(45) 47WL

Team	Qtr	Clock Time	PLAY DESCRIPTION (Extra Point) (Drive Info)	Score Visitor	Score Home
BRONCOS	1	2:25	D. Thomas 2 yd. pass from P. Manning (M. Prater kick) (14-86, 7:01)	0	7
BRONCOS	2	6:00	W. Welker 3 yd. pass from P. Manning (M. Prater kick) (9-57, 5:13)	0	14
BRONCOS	3	9:35	M. Prater 45 yd. Field Goal (12-37, 5:25)	0	17
CHARGERS	4	12:59	K. Allen 16 yd. pass from P. Rivers (N. Novak kick) (6-63, 3:08)	7	17
BRONCOS	4	8:12	K. Moreno 3 yd. run (M. Prater kick) (9-81, 4:47)	7	24
CHARGERS	4	5:43	K. Allen 16 yd. pass from P. Rivers (N. Novak kick) (7-80, 2:29)	14	24
CHARGERS	4	3:53	N. Novak 30 yd. Field Goal (8-48, 1:50)	17	24

FINAL INDIVIDUAL STATISTICS																				
San Diego Chargers										Denver Broncos										
RUSHING	ATT	YDS	AVG	LG	TD					RUSHING	ATT	YDS	AVG	LG	TD					
D. Woodhead	9	29	3.2	8	0					K. Moreno	23	82	3.6	14	1					
R. Mathews	5	26	5.2	16	0					M. Ball	10	52	5.2	9	0					
P. Rivers	3	10	3.3	6	0					P. Manning	1	-1	-1.0	-1	0					
R. Brown	1	0	0.0	0	0															
TOTAL	18	65	3.6	16	0					TOTAL	34	133	3.9	14	1					
PASSING	ATT	CMP	YDS	TD	LG	IN	Rtg.			PASSING	ATT	CMP	YDS	TD	LG	IN	Rtg.			
P. Rivers	27	18	217	4/23	2	49	0	115.8		P. Manning	36	25	230	0/0	2	21	1	93.5		
TOTAL	27	18	217	4/23	2	49	0	115.8		TOTAL	36	25	230	0/0	2	21	1	93.5		
PASS RECEIVING			NO	YDS	AVG	LG	TD			PASS RECEIVING			NO	YDS	AVG	LG	TD			
K. Allen			6	142	23.7	49	2			D. Thomas			8	54	6.8	9	1			
R. Brown			4	18	4.5	5	0			J. Thomas			6	76	12.7	21	0			
D. Woodhead			3	10	3.3	7	0			W. Welker			6	38	6.3	8	1			
A. Gates			2	10	5.0	5	0			E. Decker			2	32	16.0	19	0			
L. Green			2	7	3.5	5	0			A. Caldwell			1	15	15.0	15	0			
E. Royal			1	30	30.0	30	0			K. Moreno			1	12	12.0	12	0			
									V. Green			1	3	3.0	3	0				
TOTAL			18	217	12.1	49	2			TOTAL			25	230	9.2	21	2			
INTERCEPTIONS			NO	YDS	AVG	LG	TD			INTERCEPTIONS			NO	YDS	AVG	LG	TD			
D. Butler			1	0	0.0	0	0													
TOTAL			1	0	0.0	0	0			TOTAL			0	0	0.0	—	0			
PUNTING	NO	YDS	AVG	NET	TB	IN20	LG			PUNTING	NO	YDS	AVG	NET	TB	IN20	LG			
M. Scifres	4	207	51.8	30.3	1	1	62													
TOTAL	4	207	51.8	30.3	1	1	62			TOTAL	0	0	0.0	0.0	0	0	—			
PUNT RETURNS			NO	YDS	AVG	FC	LG	TD			PUNT RETURNS			NO	YDS	AVG	FC	LG	TD	
											E. Decker			3	66	22.0	0	47	0	
											[TOUCHBACK]			1	0	0.0	0	0	0	
RETURNS			0	0	0.0	0	—	0			RETURNS			3	66	22.0	0	47	0	
KICKOFF RETURNS			NO	YDS	AVG	FC	LG	TD			KICKOFF RETURNS			NO	YDS	AVG	FC	LG	TD	
[TOUCHBACK]			5	0	0.0	0	0	0			T. Holliday			3	77	25.7	0	37	0	
RETURNS			0	0	0.0	0	—	0			RETURNS			3	77	25.7	0	37	0	
Baltimore Ravens	Fumbles	Lost	Own	Yds	TD	Opp.	Yds	TD	Out	Denver Broncos	Fumbles	Lost	Own	Yds	TD	Opp.	Yds	TD	Out	
FUMBLES	Fum	Lost	Rec.	Yds	TD	FF	Rec.	Yds	TD	Bnds	FUMBLES	Fum	Lost	Rec.	Yds	TD	FF	Rec.	TD	Bnds
J. Addae	0	0	0	0	0	1	0	0	0	0	J. Thomas	1	1	0	0	0	0	0	0	0
R. Marshall	0	0	0	0	0	0	1	1	0	0										
TOTAL	0	0	0	0	0	1	1	1	0	0	TOTAL	1	1	0	0	0	0	0	0	0

FINAL TEAM STATISTICS																				
CHARGERS					BRONCOS															
TOTAL FIRST DOWNS					13	26				FGs - PATs Had Blocked					0-0	0-0				
By Rushing					1	13				Net Punting Average					30.3	0.0				
By Passing					10	11				TOTAL RETURN YARDAGE (Not Including Kickoffs)					0	66				
By Penalty					2	2				No. and Yards Punt Returns					0-0	3-66				
THIRD DOWN EFFICIENCY					4-12-33%	9-13-69%				No. and Yards Kickoff Returns					0-0	3-77				
FOURTH DOWN EFFICIENCY					1-1-100%	0-0-0%				No. and Yards Interception Returns					1-0	0-0				
TOTAL NET YARDS					259	363				PENALTIES Number and Yards					8-63	6-50				
Total Offensive Plays (inc. times thrown passing)					49	70				FUMBLES Number and Lost					0-0	1-1				
Average gain per offensive play					5.3	5.2				TOUCHDOWNS					2	3				
NET YARDS RUSHING					65	133				Rushing					0	1				
Total Rushing Plays					18	34				Passing					2	2				
Average gain per rushing play					3.6	3.9				EXTRA POINTS Made-Attempts					2-2	3-3				
Tackles for a loss-number and yards					0-0	2-3				Kicking Made-Attempts					2-2	3-3				
NET YARDS PASSING					194	230				FIELD GOALS Made-Attempts					1-2	1-2				
Times thrown - yards lost attempting to pass					4-23	0-0				RED ZONE EFFICIENCY					2-3-67%	3-4-75%				
Gross yards passing					217	230				GOAL TO GO EFFICIENCY					0-0-0%	3-4-75%				
PASS ATTEMPTS-COMPLETIONS-HAD INTERCEPTED					27-18-0	36-25-1				SAFETIES					17	0				
Avg gain per pass play (inc.# thrown passing)					6.3	6.4				FINAL SCORE					17	24				
KICKOFFS Number-In End Zone-Touchbacks					4-2-0	5-5-5				TIME OF POSSESSION					24:33	35:27				
PUNTS Number and Average					4-51.8	0-0.0														
Had Blocked					0	0														

BRONCOS DEFENSIVE STATISTICS									
(based on coaches' film review)									
PLAYER	UT	A	TT	S-YDS	I-YDS	PD	FF	FR	PLAYER
D. Rodgers-Cromartie	4	0	4	0-0	0-0	3	0	0	C. Harris Jr.
C. Bailey	4	0	4	0-0	0-0	0	0	0	M. Adams
D. Trevathan	3	1	4	0-0	0-0	0	0	0	W. Woodyard
Q. Jammer	3	1	4	0-0	0-0	0	0	0	R. Ayers
M. Jackson	3	0	3	1-5	0-0	0	0	0	P. Lenon
N. Irving	3	0	3	0-0	0-0	0	0	0	D. Ihenacho
T. Knighton	2	1	3	0-0	0-0	0	0	0	S. Williams
S. Phillips	2	0	2	2-10	0-0	0	0	0	TEAM TOTALS
34									
6									
40									
4-23									
0-0									
4									
0									
0									



# Baltimore 38, Denver 35 OT

Saturday, Jan. 12, 2013 • 2:36 p.m. MST • Sports Authority Field at Mile High • Denver

WEATHER: Partly Cloudy, 13°. Wind E 8 mph • TIME: 4:11 • ATTENDANCE: 76,732

## 2012 AFC Divisional Playoff Game

The No. 1-seed Denver Broncos played the fourth-longest game in NFL history, eventually falling to the No. 4-seed Baltimore Ravens 38-35 in the second overtime in front of 76,732 fans at Sports Authority Field at Mile High.

Despite a temperature of 13 degrees at kickoff, marking the coldest postseason game in Broncos history, the teams combined for 877 yards and 73 points in the thriller.

Special teams played a key role for the Broncos early on as midseason acquisition Trindon Holliday returned his first punt 90 yards for a touchdown to give Denver an early 7-0 advantage.

Baltimore answered quickly, as quarterback Joe Flacco hit wide receiver Torrey Smith for a 59-yard scoring pass to knot the score at seven apiece.

The Ravens' momentum continued on Denver's next drive, when cornerback Corey Graham caught a deflected pass and took the interception 39 yards for a touchdown and a 14-7 Baltimore lead.

Broncos quarterback Peyton Manning, who completed 28-of-43 passes (65.1%) for 290 yards and three touchdowns with two interceptions (88.3 rtg.) on the day, recovered from the miscue to lead a 74-yard scoring series—capping the drive with a 15-yard touchdown pass to wide receiver Brandon Stokley.

In the second frame, the Broncos marched 86 yards on eight plays, finishing the scoring drive with a 14-yard strike from Manning to tailback Knowshon Moreno. Flacco and Smith collaborated again to tie the game again just before halftime.

Holliday swung the momentum in Denver's favor again by taking the opening second-half kickoff 104 yards for a touchdown to become the first player in NFL history to score a touchdown on a punt return and a kickoff return.

Denver drove near midfield and threatened to extend its lead near the end of the third quarter before Manning's fumble in the pocket was recovered by Ravens defensive end Paul Kruger.

Four plays later, Baltimore running back Ray Rice scored on a 1-yard touchdown run to tie to the game at 28-28.

Wide receiver Demaryius Thomas caught a 17-yard touchdown pass from Manning with 7:18 remaining, and Denver stopped Baltimore on fourth down on its ensuing possession, but Flacco was able to hit wide receiver Jacoby Jones for a 70-yard touchdown with :31 seconds remaining to send the game to overtime.

The teams battled through a scoreless first overtime, but after a Manning interception near midfield at the end of the fifth frame, the Ravens advanced with a 47-yard field goal by kicker Justin Tucker.

### OFFICIALS

**Referee** — Bill Vinovich (52); **Umpire** — Undrey Wash (96); **Head Linesman** — George Hayward (54); **Line Judge** — Ron Marinucci (107); **Side Judge** — Ronald Tolbert (62); **Field Judge** — Bob Waggoner (25); **Back Judge** — Billy Smith (2); **Replay** — Tom Sifferman.

## DENVER BRONCOS

### OFFENSE

**WR** 88 D. Thomas  
**LT** 78 R. Clady  
**LG** 68 Z. Beadles  
**C** 67 D. Koppen  
**RG** 65 M. Ramirez  
**RT** 74 O. Franklin  
**TE** 81 J. Dreesen  
**WR** 87 E. Decker  
**QB** 18 P. Manning  
**RB** 27 K. Moreno  
**WR** 14 B. Stokley

### DEFENSE

**LDE** 95 D. Wolfe  
**NT** 97 J. Bannan  
**DT** 99 K. Vickerson  
**RDE** 92 E. Dumervil  
**SLB** 58 V. Miller  
**MLB** 57 K. Brooking  
**WLB** 55 D. Williams  
**LCB** 24 C. Bailey  
**RCB** 25 C. Harris  
**FS** 26 R. Moore  
**SS** 20 M. Adams

**BRONCOS SUBSTITUTIONS:** P 4 B.Colquhitt, K 5 M.Prater, WR 11 T.Holliday, WR 12 M.Willis, RB 21 R.Hillman, SS 30 D.Brunton, CB 31 O.Bolden, CB 32 T.Carter, RB 35 L.Ball, FS 36 J.Leonhard, FB 40 J.Hester, LS 46 A.Brewer, MLB 53 S.Johnson, WLB 55 D.Williams, SLB 56 N.Irving, WLB 59 D.Trevathan, G 65 M.Ramirez, DL 70 M.Jackson, T 75 C.Clark, TE 84 J.Tamme, TE 85 V.Green, DE 91 R.Ayers, NT 96 M.Unrein. **DID NOT PLAY:** QB 6 B.Osweller. **INACTIVE:** QB 16 C.Hanie, WR 17 A.Caldwell, CB 22 T.Porter, FB 49 C.Gronkowski, C/G 54 C.Davis, TE 80 J.Thomas, NT 98 S.Siliga.

## BALTIMORE RAVENS

### OFFENSE

**WR** 82 T. Smith  
**LT** 78 B. McKinnie  
**LG** 72 K. Osemele  
**C** 77 M. Birk  
**RG** 73 M. Yanda  
**RT** 74 M. Oher  
**TE** 84 E. Dickson  
**WR** 81 A. Boldin  
**QB** 5 J. Flacco  
**FB** 44 V. Leach  
**RB** 27 R. Rice

### DEFENSE

**DT** 92 H. Ngata  
**NT** 96 M. Kemoeatu  
**DE** 99 P. Kruger  
**RUSH** 55 T. Suggs  
**WLB** 59 D. Ellerbe  
**MLB** 52 R. Lewis  
**CB** 23 C. Brown  
**LCB** 24 C. Graham  
**RCB** 29 C. Williams  
**SS** 31 B. Pollard  
**FS** 20 E. Reed

**RAVENS SUBSTITUTIONS:** P 4 S.Koch, K 9 J.Tucker, WR/RS 12 J.Jones, WR 17 T.Doss, CB 22 J.Smith, CB 25 A.Jackson, RB 30 B.Pierce, S 32 J.Hedigbo, RB 35 A.Allen, S 37 S.Considine, LS 46 M.Cox, LB 50 A.McClellan, LB 51 B.Ayanbadejo, LB 56 J.Bynes, NT 62 T.Cody, G 63 B.Williams, G/C 66 G.Gradkowski, TE 86 B.Bajema, TE 88 D.Pitts, DE 90 P.McPhee, OLB 91 C.Upshaw, DE 93 D.Tyson, DE 97 A.Jones. **DID NOT PLAY:** QB 2 T.Taylor. **INACTIVE:** WR/RS 16 D.Reed, S 38 O.Brown, CB 39 C.Johnson, OLB 54 A.Hamilton, G/T 70 R.Harewood, WR/RS 83 D.Thompson, DT 95 B.Hall.

		1	2	3	4	OT	TOTAL	FIELD GOALS (made ( ) & missed)	
<b>VISITOR</b>	Baltimore Ravens	14	7	7	7	3	38	J. Tucker	(47)
<b>HOME</b>	Denver Broncos	14	7	7	7	0	35	M. Prater	52SH

Team	Qtr	Clock Time	PLAY DESCRIPTION (Extra Point) (Drive Info)	SCORE	
				Visitor	Home
BRONCOS	1	12:14	T. Holliday 90 yd. punt return (M. Prater kick)	0	7
RAVENS	1	10:31	T. Smith 59 yd. pass from J. Flacco (J. Tucker kick) (4-94, 1:43)	7	7
RAVENS	1	9:49	C. Graham 39 yd. interception return (J. Tucker kick)	14	7
BRONCOS	1	4:02	B. Stokley 15 yd. pass from P. Manning (M. Prater kick) (11-74, 5:47)	14	14
BRONCOS	2	7:26	K. Moreno 14 yd. pass from P. Manning (M. Prater kick) (8-86, 3:35)	14	21
RAVENS	2	0:36	T. Smith 32 yd. pass from J. Flacco (J. Tucker kick) (3-58, 0:40)	21	21
BRONCOS	3	14:47	T. Holliday 104 yd. kickoff return (M. Prater kick)	21	28
RAVENS	3	0:30	R. Rice 1 yd. run (J. Tucker kick) (5-37, 2:27)	28	28
BRONCOS	4	7:11	D. Thomas 17 yd. pass from P. Manning (M. Prater kick) (10-88, 4:58)	28	35
RAVENS	4	0:31	J. Jones 70 yd. pass from J. Flacco (J. Tucker kick) (3-77, 0:38)	35	35
RAVENS	6	13:18	J. Tucker 47 yd. Field Goal (6-16, 2:33)	38	35

### FINAL INDIVIDUAL STATISTICS

Baltimore Ravens											Denver Broncos																														
RUSHING	ATT	YDS	AVG	LG	TD	RUSHING	ATT	YDS	AVG	LG	TD	R. Hillman	22	83	3.8	11	0	K. Moreno	10	32	3.2	8	0	J. Hester	8	11	1.4	2	0	P. Manning	1	-1	-1.0	-1	0						
R. Rice	30	131	4.4	32	1																																				
B. Pierce	5	14	2.8	4	0																																				
J. Flacco	2	7	3.5	7	0																																				
V. Leach	1	3	3.0	3	0																																				
T. Smith	1	0	0.0	0	0																																				
TOTAL	39	155	4.0	32	1	TOTAL	41	125	3.0	11	0	TOTAL	41	125	3.0	11	0	TOTAL	43	28	290	3/17	3	32	2	88.3	TOTAL	43	28	290	3/17	3	32	2	88.3						
PASSING	ATT	CMP	YDS	TD	LG	INT	Rtg.	PASSING	ATT	CMP	YDS	TD	LG	INT	Rtg.	P. Manning	43	28	290	3/17	3	32	2	88.3	P. Manning	43	28	290	3/17	3	32	2	88.3								
J. Flacco	34	18	331	1/7	3	70	0	116.2																																	
TOTAL	34	18	331	1/7	3	70	0	116.2	TOTAL	43	28	290	3/17	3	32	2	88.3	TOTAL	43	28	290	3/17	3	32	2	88.3	TOTAL	43	28	290	3/17	3	32	2	88.3						
PASS RECEIVING	NO	YDS	AVG	LG	TD	PASS RECEIVING	NO	YDS	AVG	LG	TD	A. Boldin	6	71	11.8	19	0	E. Decker	6	84	14.0	32	0	J. Dreessen	6	46	7.7	11	0	J. Tamme	3	44	14.7	21	0						
A. Boldin	6	71	11.8	19	0																																				
T. Smith	3	98	32.7	59	2																																				
D. Pitta	3	55	18.3	24	0																																				
E. Dickson	3	29	9.7	14	0																																				
J. Jones	2	77	38.5	70	1																																				
V. Leach	1	1	1.0	1	0																																				
TOTAL	18	331	18.4	70	3	TOTAL	28	290	10.4	32	3	TOTAL	28	290	10.4	32	3	TOTAL	28	290	10.4	32	3	TOTAL	28	290	10.4	32	3	TOTAL	28	290	10.4	32	3						
INTERCEPTIONS	NO	YDS	AVG	LG	TD	INTERCEPTIONS	NO	YDS	AVG	LG	TD	C. Graham	2	39	19.5	39	1																								
C. Graham	2	39	19.5	39	1																																				
TOTAL	2	39	19.5	39	1	TOTAL	0	0	0.0	—	0	TOTAL	2	39	19.5	39	1	TOTAL	0	0	0.0	—	0	TOTAL	0	0	0.0	—	0	TOTAL	0	0	0.0	—	0						
PUNTING	NO	YDS	AVG	NET	TB	IN20	LG	PUNTING	NO	YDS	AVG	NET	TB	IN20	LG	S. Koch	8	386	48.3	37.0	0	6	58	B. Colquitt	5	244	48.8	44.4	0	3	59	B. Colquitt	5	244	48.8	44.4	0	3	59		
S. Koch	8	386	48.3	37.0	0	6	58																																		
TOTAL	8	386	48.3	37.0	0	6	58	TOTAL	5	244	48.8	44.4	0	3	59	TOTAL	8	386	48.3	37.0	0	6	58	TOTAL	5	244	48.8	44.4	0	3	59	TOTAL	5	244	48.8	44.4	0	3	59		
PUNT RETURNS	NO	YDS	AVG	FC	LG	TD	PUNT RETURNS	NO	YDS	AVG	FC	LG	TD	J. Jones	1	14	14.0	1	14	0	T. Holliday	3	90	30.0	1	90	1	T. Holliday	3	90	30.0	1	90	1	T. Holliday	3	90	30.0	1	90	1
J. Jones	1	14	14.0	1	14	0																																			
T. Doss	1	8	8.0	0	8	0																																			
E. Reed	1	0	0.0	0	0	0																																			
[DOWNED]	1	0	0.0	0	0	0																																			
[OUT OF BOUNDS]	1	0	0.0	0	0	0																																			
RETURNS	3	22	7.3	1	14	0	RETURNS	3	90	30.0	2	90	1	RETURNS	3	90	30.0	2	90	1	RETURNS	3	90	30.0	2	90	1	RETURNS	3	90	30.0	2	90	1							
KICKOFF RETURNS	NO	YDS	AVG	FC	LG	TD	KICKOFF RETURNS	NO	YDS	AVG	FC	LG	TD	J. Jones	4	64	16.0	0	24	0	T. Holliday	3	158	52.7	0	104	1	T. Holliday	3	158	52.7	0	104	1	T. Holliday	3	158	52.7	0	104	1
J. Jones	4	64	16.0	0	24	0																																			
[TOUCHBACK]	3	0	0.0	0	0	0																																			
RETURNS	4	64	16.0	0	24	0	RETURNS	4	171	42.8	0	104	1	RETURNS	4	171	42.8	0	104	1	RETURNS	4	171	42.8	0	104	1	RETURNS	4	171	42.8	0	104	1							
Baltimore Ravens	Fum	Lost	Own	Rec.	Yds	TD	FF	Rec.	Yds	TD	Bnds	Denver Broncos	Fum	Lost	Own	Rec.	Yds	TD	FF	Rec.	Yds	TD	Bnds	J. Flacco	1	1	0	0	0	0	0	0	0	0	0	0	0	0	0	0	
J. Flacco	1	1	0	0	0	0	0	0	0	0	0	P. Manning	2	1	0	0	0	0	0	1	0	0	0	P. McPhee	0	0	0	0	0	0	0	0	0	0	0	0	0	0	0	0	
P. McPhee	0	0	0	0	0	1	0	0	0	0	0	K. Brooking	0	0	0	0	0	0	0	1	0	0	0	T. Suggs	0	0	0	0	0	0	0	0	0	0	0	0	0	0	0	0	
T. Suggs	0	0	0	0	0	1	0	0	0	0	0													P. Kruger	0	0	0	0	0	0	0	0	0	0	0	0	0	0	0	0	
P. Kruger	0	0	0	0	0	1	0	0	0	0	0	TOTAL	2	1	0	0	0	0	0	1	0	0	0	TOTAL	1	1	0	0	0	2	1	0	0	0	0	0	0	0	0	0	
TOTAL	1	1	0	0	0	2	1	0	0	0	0	TOTAL	2	1	0	0	0	0	0	1	0	0	0	TOTAL	1	1	0	0	2	1	0	0	0	0	0	0	0	0	0	0	

### FINAL TEAM STATISTICS

	RAVENS		BRONCOS			RAVENS		BRONCOS	
TOTAL FIRST DOWNS	21	30	FGs - PATs Had Blocked			0-0	0-0		
By Rushing	15	9	Net Punting Average			37.0	44.4		
By Passing	14	15	TOTAL RETURN YARDAGE (Not Including Kickoffs)			61	90		
By Penalty	3	6	No. and Yards Punt Returns			3-22	3-90		
THIRD DOWN EFFICIENCY	7-17-41%	7-16-44%	No. and Yards Kickoff Returns			4-64	4-171		
FOURTH DOWN EFFICIENCY	0-1-0%	1-1-100%	No. and Yards Interception Returns			2-39	0-0		
TOTAL NET YARDS	457	398	PENALTIES Number and Yards			8-58	10-87		
Total Offensive Plays (inc. times thrown passing)	74	87	FUMBLES Number and Lost			1-1	2-1		
Average gain per offensive play	6.5	4.6	TOUCHDOWNS			5	5		
NET YARDS RUSHING	155	125	Rushing			1	0		
Total Rushing Plays	39	41	Passing			3	3		
Average gain per rushing play	4.0	3.0	Interceptions			1	0		
Tackles for a loss-number and yards	0-0	2-4	Punt Returns			0	1		
NET YARDS PASSING	324	273	Kickoff Returns			0	1		
Times thrown - yards lost attempting to pass	1-7	3-17	EXTRA POINTS Made-Attempts			5-5	5-5		
Gross yards passing	331	290	Kicking Made-Attempts			5-5	5-5		
PASS ATTEMPTS-COMPLETIONS-HAD INTERCEPTED	34-18-0	43-28-2	FIELD GOALS Made-Attempts			1-1	0-0		
Avg gain per pass play (inc.# thrown passing)	9.3	5.9	RED ZONE EFFICIENCY			1-1-100%	3-3-100%		
KICKERS Number in End Zone-Touchbacks	6-4-2	7-5-3	GOAL TO GO EFFICIENCY			1-1-100%	0-0-0%		
PUNTS Number and Average	8-48-3	5-48-8	SAFETIES			0	0		
Had Blocked	0	0	FINAL SCORE			38	35		
			TIME OF POSSESSION			36:36	40:06		





## New England 45, Denver 10

Saturday, Jan. 14, 2012 • 8:15 p.m. EST • Gillette Stadium • Foxborough, Mass.

WEATHER: Partly Cloudy, 24° (wind chill 12°), Wind WNW 13 mph • TIME: 3:10 • ATTENDANCE: 68,756

### 2011 AFC Divisional Playoff Game

The Denver Broncos left short of extending their magical season all the way to the AFC Championship Game with a 45-10 loss to the New England Patriots at Gillette Stadium in front of 68,756 fans.

Unable to avenge its Week 15 home loss to the Patriots, Denver surrendered 509 yards of total offense to New England, including 363 passing yards and an NFL postseason record-tying six touchdowns by quarterback Tom Brady.

Battling frigid temperatures throughout the evening, Brady completed 26-of-34 passes (76.5%) and threw scoring strikes to four different receivers.

Patriots tight end Rob Gronkowski was Brady's primary target throughout the contest, reeling in 10 receptions for 143 yards and three first-half touchdowns.

New England took just 1:51 to record its first touchdown—a 7-yard strike from Brady to wide receiver Wes Welker. Gronkowski made a 10-yard scoring catch on the Patriots' next possession to give the home team an early 14-0 advantage.

An interception by rookie safety Quinton Carter gave Denver the ball at New England's 24-yard line late in the opening quarter, and the Broncos capitalized by cutting the deficit to seven in just four plays. Running back Willis McGahee, who led all rushers with 76 yards on 17 carries (4.5 avg.) scored on a 5-yard run to put Denver on the scoreboard and close to within 14-7.

New England scored 21 unanswered points in the final 7:42 of the second quarter—Brady found Gronkowski for two more scores and connected with wide receiver Deion Branch for a 61-yard touchdown—and the Patriots led 35-7 at the half.

The Patriots thwarted any comeback attempt by the Broncos with a touchdown on their first possession of the second half—a 17-yard pass from Brady to tight end Aaron Hernandez to put them up 42-7.

The two teams traded field goals late in the game for the final 45-10 score that punched New England's ticket to the conference championship for the sixth time in 11 years.

In the loss, Carter became just the ninth rookie in the Super Bowl era to record an interception in back-to-back playoff games.

Broncos wide receiver Demaryius Thomas continued his season surge by catching a team-best six passes for 93 yards (15.5 avg.), and linebacker Joe Mays led all Broncos defenders with nine total tackles (4 solo).

#### OFFICIALS:

**Referee** — Gene Steratore (114); **Umpire** — Bill Schuster (129); **Head Linesman** — Wayne Mackie (106); **Line Judge** — Ron Marinucci (107); **Side Judge** — Joe Larrew (73); **Field Judge** — Bob Waggoner (25); **Back Judge** — Dino Paganelli (105); **Replay** — Paul Weidner.

### DENVER BRONCOS

#### OFFENSE

**WR** 88 D. Thomas  
**LT** 78 R. Clady  
**LG** 64 Z. Beadles  
**C** 50 J. Walton  
**RG** 71 R. Hochstein  
**RT** 74 O. Franklin  
**TE** 86 D. Fells  
**TE** 81 D. Rosario  
**QB** 15 T. Tebow  
**RB** 23 W. McGahee  
**TE** 85 V. Green

#### DEFENSE

**LDE** 98 R. McBean  
**NT** 79 M. Thomas  
**RDE** 92 E. Dumervil  
**SLB** 58 V. Miller  
**MLB** 51 J. Mays  
**WLB** 55 D. Williams  
**LCB** 24 C. Bailey  
**RCB** 21 A. Goodman  
**FS** 30 D. Bruton  
**SS** 28 Q. Carter  
**CB** 25 C. Harris

**BRONCOS SUBSTITUTIONS:** P 4 B.Colquitt, K 5 M.Prater, WR 12 M.Willis, WR 16 D.Goodwin, WR 19 E.Royal, S 26 R.Moore, CB 29 J.Wilhite, CB 32 T.Carter, RB 35 L.Ball, S 36 R.Bush, RB 37 J.Johnson, WLB 52 W.Woodyard, LS 54 D.Binn, MLB 56 N.Irving, MLB 57 M.Haggan, LB 59 B.Iwuh, G 65 M.Ramirez, T 75 C.Clark, DT 77 B.Bunkley, DE 90 J.Hunter, DE 91 R.Ayers, DT 96 M.Unrein. **DID NOT PLAY:** QB 9 Brady Quinn, T 76 Tony Hills. **INACTIVE:** S 20 B.Dawkins, LB 53 M.Mohamed, LS 66 L.Paxton, T 72 R.Harris, TE 80 J.Thomas, WR 87 E.Decker, DE 95 D.Harvey.

### NEW ENGLAND PATRIOTS

#### OFFENSE

**WR** 83 W. Welker  
**LT** 72 M. Light  
**LG** 70 L. Mankins  
**C** 63 D. Connolly  
**RG** 54 B. Waters  
**RT** 77 N. Solder  
**TE** 87 R. Gronkowski  
**WR** 84 D. Branch  
**QB** 12 T. Brady  
**TE** 81 A. Hernandez  
**RB** 42 B. Green-Ellis

#### DEFENSE

**LE** 75 V. Wilfork  
**DT** 74 K. Love  
**DT** 71 B. Deaderick  
**RE** 95 M. Anderson  
**LB** 50 R. Ninkovich  
**LB** 51 J. Mayo  
**LB** 55 B. Spikes  
**LCB** 32 D. McCourty  
**RCB** 24 K. Arrington  
**S** 44 J. Ihedigbo  
**S** 25 P. Chung

**PATRIOTS SUBSTITUTIONS:** K 3 S.Gostkowski, WR 10 T.Underwood, WR 11 J.Edelman, P 14 Z.Mesko, WR 18 M.Slater, RB 22 S.Ridley, CB 27 A.Molden, DB 29 S.Moore, S 31 S.Brown, RB 33 K.Faulk, FB 36 L.Polite, RB 39 D.Woodhead, DB 41 M.Williams, LS 48 D.Aiken, LB 52 D.Fletcher, L 58 T.White, OL 61 M.Cannon, C 62 R.Wendell, OL 65 N.McDonald, WR 85 C.Ochocinco, LB 90 N.Koutouvides, DE 94 S.Ellis, DL 98 G.Warren. **DID NOT PLAY:** QB 8 B.Hoyer. **INACTIVE:** QB 15 R.Mallett, DB 23 N.Jones, RB 34 S.Vereen, LB 59 G.Guyton, OL 64 D.Thomas, T 76 S.Vollmer, DL 97 R.Brace.

		1	2	3	4	OT	TOTAL	FIELD GOALS (made ( ) & missed)
<b>VISITOR</b>	Denver Broncos	0	7	3	0	—	10	M. Prater (41)
<b>HOME</b>	New England Patriots	14	21	7	3	—	45	S. Gostkowski (20)

Team	Qtr	Clock Time	PLAY DESCRIPTION (Extra Point) (Drive Info)	SCORE Visitor Home
PATRIOTS	1	13:09	W. Welker 7 yd. pass from T. Brady (S. Gostkowski kick) (5-80, 1:51)	0 7
PATRIOTS	1	6:42	R. Gronkowski 10 yd. pass from T. Brady (S. Gostkowski kick) (7-59, 3:25)	0 14
BRONCOS	2	14:54	W. McGahee 5 yd. run (M. Prater kick) (4-24, 2:06)	7 14
PATRIOTS	2	7:42	R. Gronkowski 12 yd. pass from T. Brady (S. Gostkowski kick) (8-52, 3:35)	7 21
PATRIOTS	2	1:57	D. Branch 61 yd. pass from T. Brady (S. Gostkowski kick) (2-72, 0:30)	7 28
PATRIOTS	2	0:05	R. Gronkowski 19 yd. pass from T. Brady (S. Gostkowski kick) (5-58, 1:04)	7 35
PATRIOTS	3	11:46	A. Hernandez 17 yd. pass from T. Brady (S. Gostkowski kick) (4-44, 1:40)	7 42
BRONCOS	3	2:14	M. Prater 41 yd. Field Goal (14-58, 6:16)	10 42
PATRIOTS	4	12:39	S. Gostkowski 20 yd. Field Goal (11-78, 4:35)	10 45

### FINAL INDIVIDUAL STATISTICS

Denver Broncos											New England Patriots																
RUSHING	ATT	YDS	AVG	LG	TD						RUSHING	ATT	YDS	AVG	LG	TD											
W. McGahee	17	76	4.5	19	1						A. Hernandez	5	61	12.2	43	0											
L. Ball	13	44	3.4	13	0						B Green-Ellis	13	28	2.2	9	0											
T. Tebow	5	13	2.6	14	0						D. Woodhead	4	25	6.3	11	0											
J. Johnson	4	10	2.5	6	0						S. Ridley	4	21	5.3	11	0											
E. Royal	1	1	1.0	1	0						T. Brady	3	8	2.7	4	0											
											L. Polite	1	3	3.0	3	0											
TOTAL	40	144	3.6	19	1						TOTAL	30	146	4.9	43	0											
PASSING	ATT	CMP	YDS	TD	LG	IN	Rtg.						PASSING	ATT	CMP	YDS	TD	LG	IN	Rtg.							
T. Tebow	26	9	136	5/28	0	41	0	52.7						T. Brady	34	26	363	0/0	6	61	1	137.6					
TOTAL	26	9	136	5/28	0	41	0	52.7						TOTAL	34	26	363	0/0	6	61	1	137.6					
PASS RECEIVING			NO	YDS	AVG	LG	TD						PASS RECEIVING			NO	YDS	AVG	LG	TD							
D. Thomas			6	93	15.5	41	0						R. Gronkowski			10	145	14.5	28	3							
E. Royal			2	25	12.5	15	0						W. Welker			6	55	9.2	17	1							
M. Willis			1	18	18.0	18	0						A. Hernandez			4	55	13.8	20	1							
													D. Branch			3	85	28.3	61	1							
													J. Edelman			1	11	11.0	11	0							
													B. Green-Ellis			1	8	8.0	8	0							
													S. Ridley			1	4	4.0	4	0							
TOTAL			9	136	15.1	41	0						TOTAL			26	363	14.0	61	6							
INTERCEPTIONS			NO	YDS	AVG	LG	TD						INTERCEPTIONS			NO	YDS	AVG	LG	TD							
Q. Carter			1	17	17.0	17	0																				
TOTAL			1	17	17.0	17	0						TOTAL			0	0	0.0	—	0							
PUNTING	NO	YDS	AVG	NET	TB	IN20	LG						PUNTING	NO	YDS	AVG	NET	TB	IN20	LG							
B. Colquitt	7	272	38.9	34.9	0	1	44						Z. Mesko	2	78	39.0	39.0	0	2	40							
													T. Brady	1	48	48.0	48.0	0	1	48							
TOTAL	7	272	38.9	34.9	0	1	44						TOTAL	3	126	42.0	42.0	0	3	48							
PUNT RETURNS	NO	YDS	AVG	FC	LG	TD						PUNT RETURNS	NO	YDS	AVG	FC	LG	TD									
E. Royal	0	0	0.0	1	—	0						J. Edelman	2	28	14.0	1	15	0									
[DOWNED]	1	0	0.0	0	—	0						W. Welker	0	0	0.0	1	—	0									
[OUT OF BOUNDS]	1	0	0.0	0	—	0						K. Faulk	0	0	0.0	2	—	0									
												[DOWNED]	1	0	0.0	0	—	0									
RETURNS	2	0	0.0	1	—	0						RETURNS	2	28	14.0	4	15	0									
KICKOFF RETURNS	NO	YDS	AVG	FC	LG	TD						KICKOFF RETURNS	NO	YDS	AVG	FC	LG	TD									
M. Willis	4	68	17.0	0	25	0						D. Woodhead	1	28	28.0	0	28	0									
[TOUCHBACK]	4	0	0.0	0	—	0						[TOUCHBACK]	2	0	0.0	0	—	0									
	4	68	17.0	0	25	0						RETURNS	1	28	28.0	0	28	0									
Denver Broncos	Own			Opp.	Yds	Out						New England Patriots	Own			Opp.	Yds	Out									
FUMBLES	Fum	Lost	Rec.	Yds	TD	FF	Rec.	Yds	TD	Bnds	FUMBLES	Fum	Lost	Rec.	Yds	TD	FF	Rec.	Yds	TD	Bnds						
M. Willis	1	0	1	0	0	0	0	0	0	0	S. Ridley	1	1	0	0	0	0	0	0	0	0						
T. Tebow	1	1	0	0	0	0	0	0	0	0	K. Arrington	0	0	0	0	0	1	0	0	0	0						
B. Bunkley	0	0	0	0	0	1	0	0	0	0	R. Ninkovich	0	0	0	0	0	1	0	0	0	0						
M. Thomas	0	0	0	0	0	0	1	0	0	0	B. Spikes	0	0	0	0	0	0	1	0	0	0						
TOTAL	2	1	1	0	0	1	1	0	0	0	TOTAL	1	1	0	0	0	2	1	0	0	0						

### FINAL TEAM STATISTICS

	BRONCOS					PATRIOTS						BRONCOS					PATRIOTS				
TOTAL FIRST DOWNS	15					31					Fgs - PATs Had Blocked	0-0					0-0				
By Rushing	7					9					Net Punting Average	34.9					42.0				
By Passing	7					19					TOTAL RETURN YARDAGE (Not Including Kickoffs)	17					28				
By Penalty	1					3					No. and Yards Punt Returns	0-0					2-28				
THIRD DOWN EFFICIENCY	7-18-39%					3-6-50%					No. and Yards Kickoff Returns	4-68					1-28				
FOURTH DOWN EFFICIENCY	2-3-67%					0-0-0%					No. and Yards Interception Returns	1-17					0-0				
TOTAL NET YARDS	252					509					PENALTIES Number and Yards	5-55					2-20				
Average gain per offensive play	7.1					8.0					FUMBLES Number and Lost	2-1					1-1				
NET YARDS RUSHING	144					146					TOUCHDOWNS	1					6				
Total Rushing Plays	40					30					Rushing	1					0				
Average gain per rushing play	3.6					4.9					Passing	0					6				
Tackles for a loss-number and yards	9-26					3-5					EXTRA POINTS Made-Attempts	1-1					6-6				
NET YARDS PASSING	108					363					Kicking Made-Attempts	1-1					6-6				
Times thrown - yards lost attempting to pass	5-28					0-0					FIELD GOALS Made-Attempts	1-1					1-1				
Gross yards passing	136					363					RED ZONE EFFICIENCY	1-3-33%					5-6-83%				



# Denver 29, Pittsburgh 23 OT

Sunday, Jan. 8, 2012 • 2:40 p.m. MST • Sports Authority Field at Mile High • Denver

WEATHER: Sunny, 40° (wind chill 36°), Wind S 6 mph • TIME: 3:27 • ATTENDANCE: 75,970

## 2011 AFC Wild Card Game

The Denver Broncos rode record-setting performances by wide receiver Demaryius Thomas and quarterback Tim Tebow to a 29-23 overtime victory over the Pittsburgh Steelers in front of a sell-out crowd at Sports Authority Field at Mile High.

With the win, the Broncos snapped a three-game losing streak to end the regular season and earned their first playoff victory in six years.

Thomas set a franchise postseason record for receiving yards, catching four passes for 204 yards (51.0 avg.), including an 80-yard touchdown reception on the first play of overtime to secure the win. Tebow completed 10-of-21 passes for a career-high 316 yards and two scores against the NFL's top-ranked defense.

The Steelers seized momentum early, opening up a 6-0 lead in the first quarter on the strength of two Sean Suisham field goals, but the Broncos shook off the slow start, outscoring the Steelers 20-0 in the second quarter.

Wide receiver Eddie Royal put the Broncos on the board, hauling in a 30-yard touchdown pass from Tebow in tight coverage. Tebow followed the score with a touchdown of his own, an 8-yard run with 10:36 remaining in the second quarter to give Denver a 14-6 lead.

Broncos kicker Matt Prater added a pair of field goals before the half to give Denver a 20-6 advantage at the break.

On their only possession of the third quarter, the Steelers sustained an 11-play, 92-yard drive that was capped by a one-yard run by wide receiver Mike Wallace to bring them within a touchdown, 20-13. Prater added to the lead on the Broncos' ensuing possession, connecting on a 35-yard field goal to give Denver a 10-point cushion.

After Broncos running back Willis McGahee was stripped by Pittsburgh safety Ryan Mundy near midfield late in the game, Pittsburgh quarterback Ben Roethlisberger took advantage of the field position, finding wide receiver Jerrieco Cotchery for a 31-yard touchdown to knot the score at 23-23. Pittsburgh threatened once more in the final minute of regulation, but a sack of Roethlisberger by defensive end Robert Ayers ended the drive and sent the game into overtime.

On the first play in the extra frame, Thomas broke free for a completion over the middle and rumbled 80 yards for the longest game-ending play in overtime in postseason history to secure a 29-23 victory.

### OFFICIALS:

**Referee** — Ron Winter (14); **Umpire** — Richard Hall (49); **Head Linesman** — Julian Mapp (52); **Line Judge** — Gary Arthur (108); **Side Judge** — Ronald Torbert (62); **Field Judge** — Scott Steenson (88); **Back Judge** — Richard Reels (83); **Replay** — Carl Madsen.

## DENVER BRONCOS

### OFFENSE

**WR** 87 E. Decker  
**WR** 88 D. Thomas  
**LT** 78 R. Clady  
**LG** 64 Z. Beadles  
**C** 50 J. Walton  
**RG** 71 R. Hochstein  
**RT** 74 O. Franklin  
**TE** 86 D. Fells  
**WR** 19 E. Royal  
**QB** 15 T. Tebow  
**RB** 23 W. McGahee

### DEFENSE

**DE** 56 R. Ayers  
**NT** 77 B. Bunkley  
**DT** 79 M. Thomas  
**RDE** 92 E. Dumervil  
**SLB** 58 V. Miller  
**MLB** 51 J. Mays  
**WLB** 55 D. Williams  
**LCB** 24 C. Bailey  
**RCB** 21 A. Goodman  
**FS** 30 D. Bruton  
**SS** 28 Q. Carter

**BRONCOS SUBSTITUTIONS:** P 4 B.Colquitt, K 5 M.Prater, WR 12 M.Willis, CB 25 C.Harris, CB 29 J.WilHITE, CB 32 T.Carter, RB 35 L.Ball, S 36 R.Bush, RB 37 J.Johnson, WLB 52 W.Woodyard, MLB 56 N.Irving, MLB 57 M.Haggan, LB 59 B.Ivuh, G 65 M.Ramirez, LS 66 L.Paxton, T 75 C.Clark, T 76 T.Hills, TE 81 D.Rosario, TE 85 V.Green, DE 90 J.Hunter, DT 96 M.Unrein, DT 98 R.McBean, **DID NOT PLAY:** QB 9 B.Quinn, S 26 R.Moore, **INACTIVE:** S 20 B.Dawkins, FB 40 A.Sylvester, FB 46 S.Larsen, LB 53 M.Mohamed, T 72 R.Harris, TE 80 J.Thomas, DE 95 D.Harvey.

## PITTSBURGH STEELERS

### OFFENSE

**LT** 78 M. Starks  
**LG** 68 C. Kemoeatu  
**C** 64 D. Legursky  
**RG** 73 R. Foster  
**RT** 77 M. Gilbert  
**TE** 83 H. Miller  
**TE** 82 W. Saunders  
**RB** 33 I. Redman  
**FB** 85 D. Johnson  
**QB** 7 B. Roethlisberger  
**WR** 17 M. Wallace

### DEFENSE

**DE** 96 Z. Hood  
**NT** 98 C. Hampton  
**DE** 99 B. Keisel  
**LOLB** 56 L. Woodley  
**LILB** 51 J. Farrior  
**RILB** 94 L. Timmons  
**ROLB** 92 J. Harrison  
**LCB** 22 W. Gay  
**FS** 29 R. Mundy  
**SS** 43 T. Polamalu  
**RCB** 24 I. Taylor

**STEELERS SUBSTITUTIONS:** K 6 S.Suisham, P 13 J.Kapinos, CB 20 B.McFadden, CB 23 K.Lewis, S 26 W.Allen, RB 30 C.Spahn, CB 37 A.Madison, RB 38 J.Clary, S 42 D.Cromartie-Smith, LB 50 L.Foote, LB 55 S.Sylvester, LS 60 G.Warren, OT 72 J.Scott, OG 79 T.Essex, WR 81 A.Battle, WR 84 A.Brown, WR 86 H.Ward, WR 88 E.Sanders, WR 89 J.Cotchery, NT 90 S.McLendon, LB 93 J.Worlds, DE 97 C.Heyward, **DID NOT PLAY:** QB 10 D.Dixon, QB 16 C.Batch, **DID NOT PLAY:** QB 10 D.Dixon, QB 16 C.Batch, **INACTIVE:** RB 21 M.Moore, S 25 R. Clark, CB 28 C.Allen, C 53 M.Pouncey, LB 57 M.Ivry, DE 65 A.Woods, OT 69 J.Meredith.

		1	2	3	4	OT	TOTAL	FIELD GOALS (made ( ) & missed)	
<b>VISITOR</b>	Pittsburgh Steelers	6	0	7	10	0	23	S. Suisham	(45) (38) (37)
<b>HOME</b>	Denver Broncos	0	20	0	3	6	29	M. Prater	(20) (28) (35)

Team	Qtr	Clock Time	PLAY DESCRIPTION (Extra Point) (Drive Info)	SCORE
STEELERS	1	11:14	S. Suisham 45 yd. Field Goal (8-53, 3:46)	3 0
STEELERS	1	0:23	S. Suisham 38 yd. Field Goal (12-47, 5:50)	6 0
BRONCOS	2	13:24	E. Royal 30 yd. pass from T. Tebow (M. Prater kick) (5-80, 1:59)	6 7
BRONCOS	2	10:36	T. Tebow 8 yd. run (M. Prater kick) (4-73, 2:18)	6 14
BRONCOS	2	7:30	M. Prater 20 yd. Field Goal (4-16, 1:44)	6 17
BRONCOS	2	1:05	M. Prater 28 yd. Field Goal (8-59, 4:04)	6 20
STEELERS	3	4:29	M. Wallace 1 yd. run (S. Suisham kick) (11-87, 5:56)	13 20
BRONCOS	4	13:10	M. Prater 35 yd. Field Goal (12-63, 6:19)	13 23
STEELERS	4	9:59	S. Suisham 37 yd. Field Goal (7-61, 3:11)	16 23
STEELERS	4	3:48	J. Cotchery 31 yd. pass from B. Roethlisberger (S. Suisham kick) (7-55, 3:47)	23 23
BRONCOS	5	14:49	D. Thomas 80 yd. pass from T. Tebow (1-80, 0:11)	23 29

Final Individual Statistics																								
Pittsburgh Steelers										Denver Broncos														
Rushing		Att	Yds	Avg	LG	TD	Rushing				Att		Yds	Avg	LG	TD								
I. Redman		17	121	7.1	32	0	W. McGahee				19		61	3.2	11	0								
A. Brown		1	18	18.0	18	0	T. Tebow				10		50	5.0	11	1								
B. Roethlisberger		3	15	5.0	9	0	L. Ball				4		11	2.8	5	0								
J. Clay		1	1	1.0	1	0	E. Decker				1		9	9.0	9	0								
M. Wallace		1	1	1.0	1	1																		
TOTAL		23	156	6.8	32	1	TOTAL				34		131	3.9	11	1								
Passing		Att	Cmp	Yds	Yd	TD	LG	In	Rtg.	Passing		Att	Cmp	Yds	Yd	TD	LG	In	Rtg.					
B. Roethlisberger		40	22	289	5/45	1	33	1	75.9	T. Tebow		21	10	316	0/0	2	80	0	125.6					
TOTAL		40	22	289	5/45	1	33	1	75.9	TOTAL		21	10	316	0/0	2	80	0	125.6					
Pass Receiving		No		Yds	Avg	LG	TD	Pass Receiving		No		Yds	Avg	LG	TD									
E. Sanders		6		81	13.5	18	0	D. Thomas		4		204	51.0	80	1									
A. Brown		5		70	14.0	25	0	E. Royal		3		49	16.3	30	1									
H. Miller		5		60	12.0	33	0	D. Fells		2		57	28.5	40	0									
M. Wallace		3		26	8.7	17	0	L. Ball		1		6	6.0	6	0									
I. Redman		2		21	10.5	12	0																	
J. Cotchery		1		31	31.0	31	1																	
TOTAL		22		289	13.1	33	1	TOTAL		10		316	31.6	80	2									
Interceptions		No		Yds	Avg	LG	TD	Interceptions		No		Yds	Avg	LG	TD									
		0		0	0.0	0	0	Q. Carter		1		9	9.0	9	0									
TOTAL		0		0	0.0	0	0	TOTAL		1		9	9.0	9	0									
Punting		No	Yds	Avg	Net	Tb	In20	LG	Punting		No	Yds	Avg	Net	Tb	In20	LG							
J. Kapinos		4	184	46.0	39.3	0	2	62	B. Colquitt		4	164	41.0	41.0	0	1	50							
TOTAL		4	184	46.0	39.3	0	2	62	TOTAL		4	164	41.0	41.0	0	1	50							
Punt Returns		No		Yds	Avg	Fc	LG	TD	Punt Returns		No		Yds	Avg	Fc	LG	TD							
A. Brown		0		0	0.0	3	—	0	E. Royal		3		27	9.0	1	18	0							
[DOWNED]		1		0	0.0	0	—	0	RETURNS		3		27	9.0	1	18	0							
RETURNS		0		0	0.0	3	—	0																
Kickoff Returns		No		Yds	Avg	Fc	LG	TD	Kickoff Returns		No		Yds	Avg	Fc	LG	TD							
[TOUCHBACK]		6		0	0.0	0	—	0	M. Willis		1		19	19.0	0	19	0							
									[TOUCHBACK]		6		0	0.0	0	0	0							
RETURNS		0		0	0.0	0	—	0	RETURNS		1		19	19.0	0	19	0							
Pittsburgh Steelers		Own	Rec.		Yds	TD	FF	Opp. Rec.	Yds	TD	Out Bnds	Denver Broncos		Own	Rec.		Yds	TD	FF	Opp. Rec.	Yds	TD	Out Bnds	
FUMBLES		Fum	Lost	0	1	0	0	0	0	0	0	FUMBLES		Fum	Lost	0	0	0	0	0	0	0	0	0
B. Roethlisberger		1	0	1	0	0	0	0	0	0	0	W. McGahee		2	1	0	0	0	0	0	0	0	0	
D. Legursky		1	0	0	-23	0	0	0	0	0	0	J. Walton		0	0	1	0	0	0	0	0	0	0	
H. Miller		0	0	1	0	0	0	0	0	0	0	E. Dumervill		0	0	0	0	0	1	0	0			

FINAL TEAM STATISTICS									
	STEELERS		BRONCOS			STEELERS		BRONCOS	
TOTAL FIRST DOWNS	21	18	FGs - PATs Had Blocked			0-0	0-0		
By Rushing	9	6	Net Punting Average			39.3	41.0		
By Passing	11	9	TOTAL RETURN YARDAGE (Not including Kickoffs)			0	36		
By Penalty	1	3	No. and Yards Punt Returns			0-0	3-27		
THIRD DOWN EFFICIENCY	7-16-44%	3-10-30%	No. and Yards Kickoff Returns			0-0	1-19		
FOURTH DOWN EFFICIENCY	0-1-0%	0-0-0%	No. and Yards Interception Returns			0-0	1-9		
TOTAL NET YARDS	400	447	PENALTIES Number and Yards			6-61	5-30		
Total Offensive Plays (inc. times thrown passing)	68	55	FUMBLES Number and Lost			2-0	2-1		
Average gain per offensive play	5.9	8.1	TOUCHDOWNS			2	3		
NET YARDS RUSHING	156	131	Rushing			1	1		
Total Rushing Plays	23	34	Passing			1	2		
Average gain per rushing play	6.8	3.9	EXTRA POINTS Made-Attempts			2-2	2-2		
Tackles for a loss-number and yards	0-0	2-4	Kicking Made-Attempts			2-2	2-2		
NET YARDS PASSING	244	316	FIELD GOALS Made-Attempts			3-3	3-3		
Times thrown - yards lost attempting to pass	5-45	0-0	RED ZONE EFFICIENCY			1-2-50%	1-4-25%		
Times yards passing	3	289	GOALS TO 100% OF EFFICIENCY			1-1-100%	0-1-0%		
PASS ATTEMPTS-COMPLETIONS-HAD INTERCEPTED	40-22-1	21-10-0	SAFETIES			0	0		
Avg gain per pass play (inc.# thrown passing)	5.4	15.0	FINAL SCORE			23	29		
KICKOFFS Number-In End Zone-Touchbacks	7-7-6	6-6-6	TIME OF POSSESSION			31:06			
PUNTS Number and Average	4-46-0	4-41-0	29:05						
Had Blocked	0	0							

BRONCOS DEFENSIVE STATISTICS																	
(based on press box totals)																	
PLAYER	UT	A	TT	S-YDS	I-YDS	PD	FF		PLAYER	UT	A	TT	S-YDS	I-YDS	PD	FF	FR
							FF	FR									
D. Bruton	8	0	8	0-0	0-0	1	0	0	A. Goodman	3	0	3	0-0	0-0	0	0	0
J. Mays	5	1	6	0-0	0-0	0	0	0	B. Bunkley	2	0	2	1-6	0-0	0	0	0
D. Williams	5	0	5	0-0	0-0	2	0	0	E. Dumervil	2	0	2	1-11	0-0	0	1	0
O. Carter	5	0	5	0-0	1-9	1	0	0	M. Thomas	1	0	1	0-0	0-0	0	0	0
C. Harris	4	1	5	0-0	0-0	0	0	0	R. Bush	1	0	1	0-0	0-0	0	0	0
R. Ayers	3	0	3	2-24	0-0	0	0	0	J. Hunter	1	0	1	0-0	0-0	0	0	0
V. Miller	3	0	3	1-4	0-0	0	0	0	TEAM TOTALS	46	2	48	5-45	1-9	7	1	0
C. Bailey	3	0	3	0-0	0-0	3	0	0									



# Pittsburgh 34, Denver 17

Sunday, Jan. 22, 2006 • 1:08 p.m. MST • INVESCO Field at Mile High • Denver

WEATHER: Sunny, 34° (wind chill 18°), Wind SE 11 mph • TIME: 3:03 • ATTENDANCE: 76,775

## 2005 AFC Championship Game

The Denver Broncos' 2005 season ended one game short of Super Bowl XL with a 34-17 loss to the Pittsburgh Steelers in the AFC Championship Game at INVESCO Field at Mile High in front of 76,775 fans.

The Broncos' defeat was their first ever at home in an AFC title game as the team entered its contest against Pittsburgh 4-0 in those situations. The loss snapped Denver's 11-game overall home winning streak and was only the Broncos' third defeat in their 15 all-time home postseason playoff games.

A week after forcing five turnovers to beat the Patriots in the Divisional Round, Denver recorded four giveaways against the Steelers. Pittsburgh scored 24 points off two interceptions and two fumbles by the Broncos, who surrendered only 27 points off giveaways during the entire 2005 regular season.

Pittsburgh converted 10-of-16 third-down attempts (62.5%), including eight of its first nine such attempts, to take control of the game. Quarterback Ben Roethlisberger compiled a 124.9 passer rating, throwing for 275 yards with two touchdowns and no interceptions to lead Pittsburgh to its sixth Super Bowl.

Broncos quarterback Jake Plummer completed 18-of-30 passes (60.0%) for 223 yards with one touchdown and two interceptions. Denver wide receiver Rod Smith caught four passes for 61 yards (15.3 avg.), becoming the Broncos' all-time leader in career postseason receptions (49).

The Steelers scored the game's first points on a 47-yard field goal by Jeff Reed at 4:11 of the first quarter. Pittsburgh extended its lead to 10-0 on a 12-yard touchdown grab by wide receiver Cedric Wilson at 14:54 of the second quarter.

Jason Elam's 23-yard field goal on Denver's next drive trimmed the Broncos' deficit, but the Steelers went ahead 17-3 on a 3-yard touchdown run by Jerome Bettis with 1:55 left in the first half.

Plummer was intercepted on the first play of Denver's ensuing series. The turnover proved costly as wide receiver Hines Ward caught a 17-yard touchdown pass with seven seconds remaining in the first half to put Denver behind 24-3.

Plummer moved the Broncos within 14, 24-10, on a 30-yard touchdown pass to wide receiver Ashley Lelie with 3:36 left in the third quarter. Denver also closed its deficit to 10, 27-17, on a 3-yard touchdown run by Mike Anderson with 7:52 left in the game.

The Steelers sealed the win on Roethlisberger's 4-yard touchdown run at 2:59 of the fourth quarter.

### OFFICIALS:

**Referee** — Terry McAulay (77); **Umpire** — Scott Dawson (70); **Head Linesman** — Derrick Bowers (74); **Line Judge** — Mark Steinkirchner (84); **Side Judge** — Doug Toole (4); **Field Judge** — Gene Steratore (114); **Back Judge** — Keith Ferguson (61); **Replay** — Bob McGrath/Dean Blandino.

## DENVER BRONCOS

### OFFENSE

**WR** 80 R. Smith  
**LT** 78 M. Lepsis  
**LG** 50 B. Hamilton  
**C** 66 T. Nalen  
**RG** 65 C. Carlisle  
**RT** 72 G. Foster  
**TE** 82 S. Alexander  
**TE** 84 W. Duke  
**QB** 16 J. Plummer  
**RB** 38 M. Anderson  
**FB** 39 K. Johnson

### DEFENSE

**LE** 98 C. Brown  
**LT** 96 M. Myers  
**RT** 61 G. Warren  
**RE** 93 T. Pryce  
**WLB** 52 I. Gold  
**MLB** 56 A. Wilson  
**SLB** 55 DJ. Williams  
**LCB** 24 C. Bailey  
**RCB** 22 D. Foxworth  
**SS** 25 N. Ferguson  
**FS** 47 J. Lynch

**BRONCOS SUBSTITUTIONS:** K 1 J. Elam, P 10 T. Sauerbrun, WR 14 T. Devoe, RB 26 T. Bell, CB 27 Da. Williams, RB 33 R. Dayne, RB 37 C. Sapp, S 40 C. Cox, CB 41 K. Paymah, S 42 S. Brandon, LB 51 K. Burns, LB 53 L. Green, LB 54 P. Chukwurah, C/G 62 C. Myers, T 74 C. Green, WR 81 C. Adams, TE/LS 83 M. Leach, WR 85 A. Lelie, TE 88 J. Putzier, DE 91 E. Ekuban, DE 95 M. Coleman, DT 97 D. Veal. **DID NOT PLAY:** QB 11 B. Van Pelt. **INACTIVE:** WR 13 D. Terrell, WR 17 D. Watts, S 21 H. Abdullah, CB 45 R. Alexander, G 59 T. Whitley, DE 60 J. Engelberger, DT 75 M. Pope, TE 89 N. Jackson.

## PITTSBURGH STEELERS

### OFFENSE

**SE** 82 A. Randle El  
**LT** 77 M. Smith  
**LG** 66 A. Faneca  
**C** 64 J. Hartings  
**RG** 73 K. Simmons  
**RT** 78 M. Starks  
**TE** 83 H. Miller  
**HB** 39 W. Parker  
**FB** 35 D. Kreider  
**QB** 7 B. Roethlisberger  
**WR** 86 H. Ward

### DEFENSE

**DE** 91 A. Smith  
**NT** 98 C. Hampton  
**DE** 67 K. von Oelhoffen  
**LOLB** 53 C. Haggans  
**LILB** 51 J. Farrior  
**RILB** 50 L. Foote  
**ROLB** 55 J. Porter  
**LCB** 24 I. Taylor  
**FS** 28 C. Hope  
**SS** 43 T. Polamalu  
**RCB** 26 D. Townsend

**STEELERS SUBSTITUTIONS:** K 3 J. Reed, P 17 C. Gardocki, CB 20 B. McFadden, CB 21 R. Colclough, S 23 T. Carter, CB 29 C. Iwuoma, S 31 M. Logan, RB 34 V. Haynes, RB 36 J. Bettis, LB 54 R. Wallace, C 56 C. Okobi, LB 57 C. Kriewaldt, LS 60 G. Warren, T 72 B. Brooks, DT 8 C. Hoke, WR 80 C. Wilson, WR 81 S. Morey, TE 84 J. Tuman, WR 85 N. Washington, WR 90 T. Kirschke, LB 94 A. Frazier, DE 99 B. Keisel. **DID NOT PLAY:** QB 16 C. Batch. **INACTIVE:** 30B 8 T. Maddox, RB 22 D. Staley, CB 27 W. Williams, G 68 C. Kemoatu, T 79 T. Essex, WR 89 L. Mays, LB 92 J. Harrison, DE 96 S. Nua.

		1	2	3	4	OT	TOTAL	FIELD GOALS (made ( ) & missed)
<b>VISITOR</b>	Pittsburgh Steelers	3	21	0	10	—	34	A. Vinatieri (40) (32) 43WR
<b>HOME</b>	Denver Broncos	0	3	7	7	—	17	J. Elam (23)


Team	Qtr	Clock Time	PLAY DESCRIPTION (Extra Point) (Drive Info)	SCORE Visitor Home
STEELERS	1	4:11	J. Reed 47 yd. Field Goal (12-62, 6:29)	3 0
STEELERS	2	14:54	C. Wilson 12 yd. pass from B. Roethlisberger (J. Reed, kick) (5-39, 2:53)	10 0
BRONCOS	2	9:23	J. Elam 23 yd. Field Goal (12-55, 5:31)	10 3
STEELERS	2	1:55	J. Bettis 3 yd. run (J. Reed, kick) (14-80, 7:28)	17 3
STEELERS	2	0:07	H. Ward 17 yd. pass from B. Roethlisberger (J. Reed, kick) (4:38, 1:41)	24 3
BRONCOS	3	3:36	A. Lelie 30 yd. pass from J. Plummer (J. Elam, kick) (5-80, 2:24)	24 10
STEELERS	4	13:38	J. Reed 42 yd. Field Goal (8-47, 4:58)	27 10
BRONCOS	4	7:52	M. Anderson 3 yd. run (J. Elam, kick) (7-85, 3:47)	27 17
STEELERS	4	2:59	B. Roethlisberger 4 yd. run (J. Reed, kick) (5-17, 1:53)	34 17

Final Individual Statistics																										
Pittsburgh Steelers										Denver Broncos																
Rushing	Att	Yds	Avg	LG	TD	Rushing	Att	Yds	Avg	LG	TD	Rushing	Att	Yds	Avg	LG	TD	Rushing	Att	Yds	Avg	LG	TD			
J. Bettis	15	39	2.6	7	1	M. Anderson	9	36	4.0	7	1	T. Bell	5	31	6.2	11	0	T. Bell	5	31	6.2	11	0			
W. Parker	14	35	2.5	14	0	T. Bell	5	31	6.2	11	0	J. Plummer	7	30	4.3	8	0	J. Plummer	7	30	4.3	8	0			
B. Roethlisberger	3	12	4.0	6	1	J. Plummer	7	30	4.3	8	0															
H. Ward	1	4	4.0	4	0																					
TOTAL	33	90	2.7	14	2	TOTAL	21	97	4.6	11	1	TOTAL	21	97	4.6	11	1	TOTAL	21	97	4.6	11	1			
Pittsburgh Steelers										Denver Broncos																
Passing	Att	Cmp	Yds	Yd	TD	LG	Int	Rtg.	Passing	Att	Cmp	Yds	Yd	TD	LG	Int	Rtg.	Passing	Att	Cmp	Yds	Yd	TD	LG	Int	Rtg.
B. Roethlisberger	29	21	275	27.7	2	30	0	124.9	J. Plummer	30	18	223	37.1	1	38	2	66.4	J. Plummer	30	18	223	37.1	1	38	2	66.4
TOTAL	29	21	275	27.7	2	30	0	124.9	TOTAL	30	18	223	37.1	1	38	2	66.4	TOTAL	30	18	223	37.1	1	38	2	66.4
Pittsburgh Steelers										Denver Broncos																
Pass Receiving	No	Yds	Avg	LG	TD	Pass Receiving	No	Yds	Avg	LG	TD	Pass Receiving	No	Yds	Avg	LG	TD	Pass Receiving	No	Yds	Avg	LG	TD			
C. Wilson	5	92	18.4	30	1	T. Bell	5	28	5.6	9	0	C. Wilson	5	92	18.4	30	1	T. Bell	5	28	5.6	9	0			
H. Ward	5	59	11.8	21	1	R. Smith	4	61	15.3	32	0	H. Ward	5	59	11.8	21	1	R. Smith	4	61	15.3	32	0			
A. Randle El	4	52	13.0	20	0	J. Putzier	4	55	13.8	19	0	A. Randle El	4	52	13.0	20	0	J. Putzier	4	55	13.8	19	0			
W. Parker	3	20	6.7	8	0	M. Anderson	3	11	3.7	13	0	W. Parker	3	20	6.7	8	0	M. Anderson	3	11	3.7	13	0			
H. Miller	2	31	15.5	24	0	A. Lelie	2	68	34.0	38	1	H. Miller	2	31	15.5	24	0	A. Lelie	2	68	34.0	38	1			
N. Washington	1	13	13.0	13	0							N. Washington	1	13	13.0	13	0									
V. Haynes	1	8	8.0	8	0							V. Haynes	1	8	8.0	8	0									
TOTAL	21	275	13.1	30	2	TOTAL	18	223	12.4	38	1	TOTAL	21	275	13.1	30	2	TOTAL	18	223	12.4	38	1			
Pittsburgh Steelers										Denver Broncos																
Interceptions	No	Yds	Avg	LG	TD	Interceptions	No	Yds	Avg	LG	TD	Interceptions	No	Yds	Avg	LG	TD	Interceptions	No	Yds	Avg	LG	TD			
L. Foote	1	14	14.0	14	0	L. Foote	1	14	14.0	14	0	L. Foote	1	14	14.0	14	0	L. Foote	1	14	14.0	14	0			
I. Taylor	1	1	1.0	1	0	I. Taylor	1	1	1.0	1	0	I. Taylor	1	1	1.0	1	0	I. Taylor	1	1	1.0	1	0			
TOTAL	2	15	7.5	14	0	TOTAL	0	0	0.0	—	0	TOTAL	2	15	7.5	14	0	TOTAL	0	0	0.0	—	0			
Pittsburgh Steelers										Denver Broncos																
Punting	No	Yds	Avg	NET	TB	In20	LG	Punting	No	Yds	Avg	NET	TB	In20	LG	Punting	No	Yds	Avg	NET	TB	In20	LG			
C. Gardocki	4	148	37.0	32.0	1	2	41	C. Gardocki	4	148	37.0	32.0	1	2	41	C. Gardocki	4	148	37.0	32.0	1					

FINAL TEAM STATISTICS						
	STEELERS		BRONCOS			
TOTAL FIRST DOWNS	20	16	FGs – PATs Had Blocked	0-0	0-0	
By Rushing	5	5	Net punting average	32.0	37.0	
By Passing	15	8	TOTAL RETURN YARDAGE (Not Including Kickoffs)	28	0	
By Penalty	0	3	No. and Yards Punt Returns	1-13	0-0	
THIRD DOWN EFFICIENCY	10-16-63%	5-11-45%	No. and Yards Kickoff Returns	2-42	5-121	
FOURTH DOWN EFFICIENCY	0-0-0%	2-3-67%	No. and Yards Interception Returns	2-15	0-0	
TOTAL NET YARDS	358	308	PENALTIES Number and Yards	8-61	4-20	
Total Offensive Plays (inc. times thrown passing)	64	54	FUMBLES Number and Lost	1-0	2-2	
Average gain per offensive play	5.6	5.7	TOUCHDOWNS	4	2	
NET YARDS RUSHING	90	97	Rushing	2	2	
Total Rushing Plays	33	21	Passing	2	1	
Average gain per rushing play	2.7	4.6	Interceptions	0	0	
Tackles for a loss – number and yards	5-7	0-0	EXTRA POINTS Made-Attempts	4-4	2-2	
NET YARDS PASSING	268	211	Kicking Made-Attempts	4-4	2-2	
Times thrown – yards lost attempting to pass	2-7	3-12	FIELD GOALS Made-Attempts	2-2	1-1	
Gross yards passing	275	223	RED ZONE EFFICIENCY	4-5-80%	1-2-50%	
PASS ATTEMPTS-COMPLETIONS-HAD INTERCEPTED	29-21-0	30-18-2	GOAL-TO-GO EFFICIENCY	2-2-100%	1-1-100%	
Average gain per pass play (inc. # thrown passing)	8.6	6.4	SAFETIES	0	0	
KICKOFFS Number-In End Zone-Touchbacks	7-2-1	4-1-1	FINAL SCORE	34	17	
PUNTS Number and Average	4-37-0	2-43.5	TIME OF POSSESSION	36:07	23:53	
Had Blocked	0	0				

Broncos Defensive Statistics																	
(based on coaches' film review)																	
Player	UT	A	TT	S-YDS	I-YDS	PD	FF	FR	Player	UT	A	TT	S-YDS	I-YDS	PD	FF	FR
D. Foxworth	8	3	11	0-0	0-0	1	0	0	J. Lynch	3	1	4	0-0	0-0	1	0	0
D.J. Williams	5	5	10	0.5-3.5	0-0	0	0	0	S. Brandon	2	1	3	0-0	0-0	0	0	0
N. Ferguson	5	4	9	0-0	0-0	1	1	0	C. Bailey	1	2	3	0-0	0-0	1	0	0
M. Myers	7	1	8	1-0	0-0	0	0	0	T. Pryce	1	2	3	0.5-3.5	0-0	0	0	0
M. Coleman	6	0	6	0-0	0-0	0	0	0	D. Veal	1	0	1	0-0	0-0	0	0	0
A. Wilson	5	1	6	0-0	0-0	0	0	0	Da. Williams	1	0	1	0-0	0-0	0	0	0
G. Warren	2	3	5	0-0	0-0	0	0	0	TEAM TOTALS	55	27	82	2-7	0-0	4	1	0
C. Brown	4	0	4	0-0	0-0	0	0	0									
E. Ekuban	2	2	4	0-0	0-0	0	0	0									
I. Gold	2	2	4	0-0	0-0	0	0	0									





## Denver 27, New England 13

Saturday, Jan. 14, 2006 • 6:16 p.m. MST • INVESCO Field at Mile High • Denver

WEATHER: Partly Cloudy, 54°, Wind SE 3 mph • TIME: 3:15 • ATTENDANCE: 76,238

### 2005 AFC Divisional Playoff Game

The Denver Broncos ended the New England Patriots' NFL-record 10-game postseason winning streak with a 27-13 victory in an AFC Divisional Playoff Game in front of 76,238 fans at INVESCO Field at Mile High.

The Broncos' win against the two-time defending Super Bowl champions was their first playoff victory since the 1998 season and first ever at INVESCO Field at Mile High. Denver forced five turnovers against the Patriots, totaling two interceptions and three fumble recoveries that led to their first 24 points scored.

Broncos cornerback Champ Bailey recorded the longest non-scoring interception return and second-longest overall interception return in NFL postseason history with a key 100-yard return late in the third quarter. Bailey's play ended a potential go-ahead scoring drive by the Patriots and set up a touchdown to give the Broncos a 17-6 lead entering the final period.

Denver quarterback Jake Plummer completed 15-of-26 passes (57.7%) for 197 yards with one touchdown and one interception. Wide receiver Rod Smith (96 yds., 1 TD) became Denver's all-time playoff leader in receiving yards and kicker Jason Elam (2 FGs, 9 pts.) became its all-time leading scorer in the postseason with their performances against the Patriots.

The game was scoreless for the first quarter-and-a-half before Adam Vinatieri's 40-yard field goal put the Patriots ahead 3-0 at 3:48 of the second quarter. A 40-yard pass interference penalty drawn by Broncos wide receiver Ashley Lelie in the end zone with less than two minutes remaining in the first half led to a 1-yard scoring run by Mike Anderson to give Denver a 7-3 lead.

On the ensuing kickoff, Broncos punter Todd Sauerbrun forced a fumble that Denver recovered to set up a 50-yard field goal by Elam to put the Broncos ahead 10-3 at halftime.

Vinatieri's 32-yard field goal at 7:49 of the third quarter narrowed Denver's lead to 10-6, but a costly turnover by the Patriots halted their comeback attempt. Bailey intercepted Tom Brady in the end zone with 1:03 left in the third quarter to end a potential go-ahead touchdown drive. After Bailey was forced out of bounds at the 1-yard line following his 100-yard return, Anderson scored on a run to put Denver up 17-6.

Plummer's 4-yard touchdown pass to Smith at 8:38 of the fourth quarter extended the Broncos' lead to 24-6. A Patriots touchdown moved the team to within 11, 24-13, with 8:05 left to play, but Elam's 34-yard field goal on Denver's next drive sealed the Broncos' victory.

#### OFFICIALS:

**Referee** — Jeff Triplett (42); **Umpire** — Jeff Rice (44); **Head Linesman** — Tony Veteri (36); **Line Judge** — Jeff Seeman (45); **Side Judge** — Greg Meyer (78); **Field Judge** — Duke Carroll (11); **Back Judge** — Gregory Steed (12); **Replay** — Bob Boyston.

### DENVER BRONCOS

#### OFFENSE

**WR** 80 R. Smith  
**LT** 78 M. Lepsis  
**LG** 50 B. Hamilton  
**C** 66 T. Nalen  
**RG** 65 C. Carlisle  
**RT** 72 G. Foster  
**TE** 82 S. Alexander  
**WR** 85 A. Lelie  
**QB** 16 J. Plummer  
**RB** 38 M. Anderson  
**FB** 39 K. Johnson

#### DEFENSE

**LE** 98 C. Brown  
**LT** 96 M. Myers  
**RT** 61 G. Warren  
**RE** 93 T. Pryce  
**WL** 52 I. Gold  
**MLB** 56 A. Wilson  
**SLB** 55 DJ. Williams  
**LCB** 24 C. Bailey  
**RCB** 22 D. Foxworth  
**SS** 25 N. Ferguson  
**FS** 47 J. Lynch

**BRONCOS SUBSTITUTIONS:** K 1 J. Elam, P 10 T. Sauerbrun, WR 14 T. Devoe, RB 26 T. Bell, CB 27 Da. Williams, RB 33 R. Dayne, RB 37 C. Sapp, S 40 C. Cox, CB 41 K. Paymah, S 42 S. Brandon, LB 51 K. Burns, LB 53 L. Green, LB 54 P. Chukwurah, C/G 62 C. Myers, T 74 C. Green, WR 81 C. Adams, TE/LS 83 M. Leach, TE 84 W. Duke, TE 88 J. Putzier, DE 91 E. Ekuban, DE 95 M. Coleman, DT 97 D. Veal. **DID NOT PLAY:** QB 11 B. Van Pelt. **INACTIVE:** WR 13 D. Terrell, WR 17 D. Watts, S 21 H. Abdullah, CB 45 R. Alexander, G 59 T. Whitley, DE 60 J. Engelberger, DT 75 M. Pope, TE 89 N. Jackson.

### NEW ENGLAND PATRIOTS

#### OFFENSE

**WR** 83 D. Branch  
**LT** 68 T. Ashworth  
**LG** 70 L. Mankins  
**C** 71 R. Hochstein  
**G** 61 S. Neal  
**RT** 76 B. Gorin  
**TE** 82 D. Graham  
**WR** 87 D. Givens  
**QB** 12 T. Brady  
**RB** 28 C. Dillon  
**TE** 84 B. Watson

#### DEFENSE

**LE** 94 T. Warren  
**NT** 75 V. Wilfork  
**RE** 93 R. Seymour  
**OLB** 55 W. McGinest  
**ILB** 54 T. Bruschi  
**ILB** 50 M. Vrabel  
**OLB** 59 R. Colvin  
**LCB** 22 A. Samuel  
**RCB** 27 E. Hobbs  
**SS** 25 A. Hawkins  
**FS** 26 E. Wilson

**PATRIOTS SUBSTITUTIONS:** K 4 A. Vinatieri, P 8 J. Miller, WR 18 A. Davis, S 24 M. Stone, CB 32 H. Poteat, RB 33 K. Faulk, S 36 J. Sanders, FB 44 H. Evans, LB 51 D. Davis, LB 52 M. Beisel, LB 53 L. Izzo, LB 58 M. Chatham, LS 66 L. Paxton, OL 69 R. Tucker, G 74 B. Yates, WR 80 T. Brown, WR 86 T. Dwight, TE 88 C. Fauria, DE 91 M. Hill, LB 95 T. Banta-Cain, DL 97 J. Green, LB 98 C. Brown. **DID NOT PLAY:** QB 2 D. Flutie. **INACTIVE:** 30B 16 M. Cassel, WR 13 B. Childress, FB 35 P. Pass, G/C 64 G. Mruczkowski, T 77 N. Kaczur, WR 81 B. Johnson, DL 90 D. Klecko, DL 92 S. Thomas.

		1	2	3	4	OT	TOTAL	FIELD GOALS (made ( ) & missed)	
<b>VISITOR</b>	New England Patriots	0	3	3	7	—	13	A. Vinatieri	(40) (32) 43WR
<b>HOME</b>	Denver Broncos	0	10	7	10	—	27	J. Elam	(50) (34)

Team	Qtr	Clock Time	PLAY DESCRIPTION (Extra Point) (Drive Info)	SCORE Visitor Home
PATRIOTS	2	3:48	A. Vinatieri 40 yd. Field Goal (7-67, 2:22)	3 0
BRONCOS	2	1:42	M. Anderson 1 yd. run (J. Elam, kick) (1-40, 0:09)	3 7
BRONCOS	2	0:43	J. Elam 50 yd. Field Goal (4-7, 0:50)	3 10
PATRIOTS	3	7:49	A. Vinatieri 32 yd. Field Goal (11-58, 5:32)	6 10
BRONCOS	3	0:43	M. Anderson 1 yd. run (J. Elam, kick) (1-1, 0:04)	6 17
BRONCOS	4	8:38	R. Smith 4 yd. pass from J. Plummer (J. Elam, kick) (3-15, 1:32)	6 24
PATRIOTS	4	8:05	D. Givens 4 yd. pass from T. Brady (A. Vinatieri, kick) (2-77, 0:33)	13 24
BRONCOS	4	3:20	J. Elam 34 yd. Field Goal (8-61, 4:45)	13 27

### FINAL INDIVIDUAL STATISTICS

New England Patriots										Denver Broncos											
RUSHING	ATT	YDS	AVG	LG	TD					RUSHING	ATT	YDS	AVG	LG	TD						
C. Dillon	13	57	4.4	17	0					M. Anderson	19	69	3.6	18	2						
K. Faulk	7	23	3.3	5	0					T. Bell	6	19	3.2	8	0						
T. Brady	1	-1	-1	-1	0					J. Plummer	7	8	1.1	6	0						
TOTAL	21	79	3.8	17	0					TOTAL	32	96	3.0	18	2						
PASSING	ATT	CMP	YDS	TD	LG	IN	Rtg.					PASSING	ATT	CMP	YDS	TD	LG	IN	Rtg.		
T. Brady	36	20	341	0/0	1	73	2	74.0					J. Plummer	26	15	197	2/7	1	42	1	78.5
TOTAL	36	20	341	0/0	1	73	2	74.0					TOTAL	26	15	197	2/7	1	42	1	78.5
PASS RECEIVING	NO	YDS	AVG	LG	TD					PASS RECEIVING	NO	YDS	AVG	LG	TD						
D. Branch	8	153	19.1	73	0					R. Smith	6	96	16.0	42	1						
D. Givens	5	54	10.8	21	1					A. Lelie	5	50	10.0	17	0						
K. Faulk	2	20	10.0	14	0					J. Putzier	3	37	12.3	24	0						
A. Davis	1	51	51.0	51	0					M. Anderson	1	14	14.0	14	0						
T. Brown	1	33	33.0	33	0																
D. Graham	1	18	18.0	18	0																
C. Dillon	1	9	9.0	9	0																
H. Evans	1	3	3.0	3	0																
TOTAL	20	341	17.1	73	1					TOTAL	15	197	13.1	42	1						
INTERCEPTIONS	NO	YDS	AVG	LG	TD					INTERCEPTIONS	NO	YDS	AVG	LG	TD						
A. Samuel	1	0	0.0	0	0					C. Bailey	1	100	100.0	100	0						
TOTAL	1	0	0.0	0	0					TOTAL	2	105	52.5	100	0						
PUNTING	NO	YDS	AVG	NET	TB	IN20	LG					PUNTING	NO	YDS	AVG	NET	TB	IN20	LG		
J. Miller	3	146	48.7	45.3	0	0	50					T. Sauerbrun	6	274	45.7	39.5	0	3	58		
TOTAL	3	146	48.7	45.3	0	0	50					TOTAL	6	274	45.7	39.5	0	3	58		
PUNT RETURNS	NO	YDS	AVG	FC	LG	TD					PUNT RETURNS	NO	YDS	AVG	FC	LG	TD				
T. Dwight	3	37	12.3	1	14	0					C. Adams	1	10	10.0	2	10	0				
T. Brown	1	0	0.0	0	0	0															
[DOWNED]	1	0	0.0	0	—	0															
RETURNS	4	37	9.3	1	14	0					RETURNS	1	10	10.0	2	10	0				
KICKOFF RETURNS	NO	YDS	AVG	FC	LG	TD					KICKOFF RETURNS	NO	YDS	AVG	FC	LG	TD				
E. Hobbs	3	89	29.7	0	32	0					C. Adams	3	54	18.0	0	29	0				
A. Davis	3	61	20.3	0	21	0					Da. Williams	1	19	19.0	0	19	0				
RETURNS	6	150	25.0	0	32	0					RETURNS	4	73	18.3	0	29	0				
New England Patriots										Denver Broncos											
FUMBLES	Fum	Lost	Rec.	Yds	TD	FF	Rec.	Yds	TD	Bnds	FUMBLES	Fum	Lost	Rec.	Yds	TD	FF	Rec.	Yds	TD	Bnds
T. Brown	1	1	0	0	0	0	0	0	0	0	C. Bailey	1	0	0	0	0	0	0	0	0	1
K. Faulk	1	1	0	0	0	0	0	0	0	0	C. Brown	0	0	0	0	0	1	0	0	0	0
E. Hobbs	1	1	0	0	0	0	0	0	0	0	T. Sauerbrun	0	0	0	0	0	1	0	0	0	0
B. Watson	0	0	0	0	0	1	0	0	0	0	I. Gold	0	0	0	0	0	0	1	0	0	0
TOTAL										TOTAL											
3 3 0 0 0 1 0 0 0 0										1 0 0 0 0 2 3 0 0											

### FINAL TEAM STATISTICS

	PATRIOTS				BRONCOS					PATRIOTS				BRONCOS			
TOTAL FIRST DOWNS	15				16				FGs – PATs Had Blocked	0-0				0-0			
By Rushing	3				6				Net punting average	45.3				39.5			
By Passing	12				9				TOTAL RETURN YARDAGE (Not Including Kickoffs)	37				115			
By Penalty	0				1				No. and Yards Punt Returns	4-37				1-10			
THIRD DOWN EFFICIENCY	3-11-27%				4-14-29%				No. and Yards Kickoff Returns	6-150				4-73			
FOURTH DOWN EFFICIENCY	0-1-0%				0-1-0%				No. and Yards Interception Returns	1-0				2-105			
TOTAL NET YARDS	420				286				PENALTIES Number and Yards	8-82				4-24			
Total Offensive Plays (inc. times thrown passing)	57				60				FUMBLES Number and Lost	3-3				1-0			
Average gain per offensive play	7.4				4.8				TOUCHDOWNS	1				3			
NET YARDS RUSHING	79				96				Rushing	0				2			
Total Rushing Plays	21				32				Passing	1				1			
Average gain per rushing play	3.8				3.0				Interceptions	0				0			
Tackles for a loss – number and yards	1-1				0-0				EXTRA POINTS Made-Attempts	1-1				3-3			
NET YARDS PASSING	341				190				Kicking Made-Attempts	1-1				3-3			
Times thrown – yards lost attempting to pass	0-0				2-7				FIELD GOALS Made-Attempts	2-3				2-2			
Gross yards passing	341				197				RED ZONE EFFICIENCY	1-3-33%				3-5-60%			
PASS ATTEMPTS-COMPLETIONS-HAD INTERCEPTED	36-20-2				26-15-1				GOAL TO GO EFFICIENCY	1-2-50%				3-3-100%			
Average gain per pass play (inc. # thrown passing)	9.5				6.8				SAFETIES	13				27			
KICKOFFS Number-In End Zone-Touchbacks	4-0-0				6-3-0				FINAL SCORE	0				20			
PUNTS Number and Average	3-48.7				6-45.7				TIME OF POSSESSION	28:12				31:48			
Had Blocked	0				0												

### BRONCOS DEFENSIVE STATISTICS

*(based on coaches' film review)*

PLAYER	UT	A	TT	S-YDS	I-YDS	PD	FF	FR	PLAYER	UT	A	TT	S-YDS	I-YDS	PD	FF	FR
A. Wilson	6	3	9	0-0	0-0	2	0	0	C. Brown	4	0	4	0-0	0-0	1	1	0
D. Foxworth	5	4	9	0-0	0-0	0	0	0	C. Bailey	2	0	2	0-0	1-100	3	0	0
I. Gold	6	1	7	0-0	0-0	0	0	1	Da. Williams	2	0	2	0-0	0-0	0	0	0
D.J. Williams	5	2	7	0-0	0-0	0	0	0	T. Pryce	1	0	1	0-0	0-0	0	0	0
N. Ferguson	4	1	5	0-0	0-0	0	0	0	G. Warren	0	1	1	0-0	0-0	0	0	0
J. Lynch	4	1	5	0-0	1-5	2	0	0	<b>TEAM TOTALS</b>	<b>39</b>	<b>13</b>	<b>52</b>	<b>0-0</b>	<b>2-105</b>	<b>8</b>	<b>1</b>	<b>1</b>



# Indianapolis 49, Denver 24

Sunday, Jan. 9, 2005 • 1:07 p.m. EDT • RCA Dome • Indianapolis

WEATHER: Indoors • ATTENDANCE: 56,609 • TIME: 3:06

## 2004 AFC Wild Card Playoff Game

Peyton Manning threw for 458 yards with four touchdowns while also running for a score to lead the Indianapolis Colts over the Denver Broncos 49-24 in an AFC Wild Card Playoff Game at the RCA Dome in front of 56,609 fans.

The Colts jumped out to a 14-0 first-quarter lead after Manning found James Munro for a 2-yard touchdown pass and running back Edgerrin James scored on a 1-yard run.

After Manning's second touchdown of the day, a 19-yard strike to tight end Dallas Clark, the Broncos' Jason Elam put Denver on the scoreboard with a 33-yard field goal.

The Colts' offense responded quickly, however, as Manning increased the lead to 35-3 with a 35-yard touchdown pass to Reggie Wayne and a 1-yard quarterback sneak in the closing seconds of the half.

The Broncos fought back in the third quarter when quarterback Jake Plummer capped off a 10-play, 71-yard drive with a 9-yard touchdown pass to Rod Smith.

After forcing the Colts to punt for just the second time all day, Plummer led Denver downfield once again and hit tight end Jeb Putzier for a 35-yard score. The touchdown concluded an 85-yard drive, cutting the Broncos' deficit to 35-17.

Indianapolis denied Denver any thoughts of coming back when Manning connected with Wayne for the second time in the game for a 43-yard touchdown pass early in the fourth quarter.

The Broncos scored their final points on a 1-yard touchdown run by Tatum Bell at 7:45 of the fourth quarter, but it was not enough to catch up to the potent Colts offense, which posted 530 total yards for the game.

Smith paced the Denver receivers with seven catches for 99 yards with one touchdown to give him 39 career postseason catches and move him past Ed McCaffrey (36) for third on the Broncos' all-time playoff list. Putzier finished the contest with 67 yards on three receptions, including the 35-yard touchdown.

Plummer completed 24-of-34 passes for 284 yards with two touchdowns while posting a passer rating of 103.1.

For the Colts, Manning's 458 passing yards were the most the Broncos ever yielded in a game and ranked as the second-most passing yards in a playoff game in NFL history. Wayne also posted an impressive day, catching 10 passes for 121 yards with two scores, while Clark added 112 yards on six receptions with one touchdown.

### OFFICIALS:

**Referee** — Mike Carey (94); **Umpire** — Jim Quirk (5); **Head Linesman** — Ron Marinucci (107); **Line Judge** — Mark Periman (9); **Field Judge** — Scott Steenson (88); **Side Judge** — Larry Rose (128); **Back Judge** — Keith Ferguson (61); **Replay** — Tommy Moore.

## DENVER BRONCOS

### OFFENSE

**WR** 80 R. Smith  
**LT** 78 M. Lepsis  
**LG** 50 B. Hamilton  
**C** 66 T. Nalen  
**RG** 65 C. Carlisle  
**RT** 72 G. Foster  
**TE** 89 D. Carswell  
**WR** 85 A. Lelie  
**QB** 16 J. Plummer  
**RB** 34 R. Droughns  
**FB** 86 P. Hape

### DEFENSE

**LE** 92 M. Coleman  
**LT** 68 M. Fatafeh  
**RT** 75 M. Pope  
**RE** 98 R. Hayward  
**WLB** 52 D. Williams  
**MLB** 56 A. Wilson  
**SLB** 59 D. Spragan  
**LCB** 24 C. Bailey  
**RCB** 31 K. Herndon  
**SS** 28 K. Kennedy  
**FS** 47 J. Lynch

**BRONCOS SUBSTITUTIONS:** K 1 J. Elam, P/K 6 J. Baker, WR 10 T. Luke, WR 17 D. Watts, S 25 N. Ferguson, RB 26 T. Bell, S 32 C. Young, RB 37 C. Sapp, CB 40 J. Shoate, S 42 S. Brandon, CB 45 R. Alexander, LB 53 L. Green, LB 55 P. Chukwurah, LB 58 T. Pierce, DT 61 E. Johnson, G 69 P.J. Alexander, WR 81 C. Adams, TE/LS 83 M. Leach, TE 88 J. Putzier, DE 95 A. Palepoi, DE 99 R. Johnson. **DID NOT PLAY:** QB 13 D. Kanell, T 74 C. Green. **INACTIVE:** 3QB 8 M. Mauck, FB 39 K. Johnson, LB 57 J. Sykes, G 62 D. Neil, G 63 T. Stuber, G 70 T. Clabo, DE 93 T. Pryce, DT/DE 67 D. Veal.

## INDIANAPOLIS COLTS

### OFFENSE

**WR** 87 R. Wayne  
**LT** 78 T. Glenn  
**LG** 64 R. DeMulling  
**C** 63 J. Saturday  
**RG** 73 J. Scott  
**RT** 71 R. Diem  
**TE** 81 M. Pollard  
**WR** 88 M. Harrison  
**QB** 18 P. Manning  
**RB** 32 E. James  
**TE** 44 D. Clark

### DEFENSE

**LE** 79 R. Brock  
**LT** 90 M. Reagor  
**RT** 96 J. Williams  
**RE** 93 D. Freney  
**LOLB** 50 D. Thornton  
**MLB** 94 R. Morris  
**ROLB** 59 C. June  
**LCB** 25 N. Harper  
**RCB** 42 J. David  
**SS** 21 B. Sanders  
**FS** 28 I. Bashir

**COLTS SUBSTITUTIONS:** K 10 M. Gramatica, K 13 M. Vanderjagt, P 17 H. Smith, SS 20 M. Doss, RB 23 J. Munro, CB 26 W. Bacon, CB 27 V. Hutchins, CB 29 J. Jefferson, RB 33 D. Rhodes, SS 38 G. Sapp, SS 41 C. Bird, TE 48 J. Snow, C/G 56 T. Peko, LB 58 G. Brackett, DT 75 L. Triplett, OT 76 M. Freitas, TE 80 B. Hartsock, WR 83 B. Stokley, WR 86 T. Walters, LB 98 N. Rogers, DE 98 R. Mathis, DE 99 R. Sciolli. **DID NOT PLAY:** QB 12 J. Sorgi. **INACTIVE:** 3QB 5 T. Brown, FS 39 A. Floyd, LB 51 G. Gardner, LB 55 K. Pope, G/C 61 T. Hutton, OG 65 R. Lijja, WR 84 B. Pyatt, WR 85 A. Moorehead.

		1	2	3	4	OT	TOTAL		FIELD GOALS (made ( ) & missed)
<b>VISITOR</b>	Denver Broncos	0	3	14	7	—	24		J. Elam (33)
<b>HOME</b>	Indianapolis Colts	14	21	0	14	—	49		

Team	Qtr	Clock Time	PLAY DESCRIPTION (Extra Point) (Drive Info)	SCORE Visitor Home
COLTS	1	7:23	J. Munro 2 yd. pass from P. Manning (M. Vanderjagt, kick) (9-76, 3:43)	0 7
COLTS	1	0:38	E. James 1 yd. run (M. Vanderjagt, kick) (8-87, 4:59)	0 14
COLTS	2	8:11	D. Clark 19 yd. pass from P. Manning (M. Vanderjagt, kick) (4-52, 1:42)	0 21
BRONCOS	2	5:19	J. Elam 33 yd. Field Goal (7-51, 2:52)	3 21
COLTS	2	4:29	R. Wayne 35 yd. pass from P. Manning (M. Vanderjagt, kick) (2-40, 0:50)	3 28
COLTS	2	0:06	P. Manning 1 yd. run (M. Vanderjagt, kick) (8-75, 3:07)	3 35
BRONCOS	3	9:01	R. Smith 9 yd. pass from J. Plummer (J. Elam, kick) (10-71, 5:59)	10 35
BRONCOS	3	1:10	J. Putzier 35 yd. pass from J. Plummer (J. Elam, kick) (9-85, 5:39)	17 35
COLTS	4	12:48	R. Wayne 43 yd. pass from P. Manning (M. Vanderjagt, kick) (6-80, 3:22)	17 42
BRONCOS	4	7:45	T. Bell 1 yd. run (J. Elam, kick) (10-57, 5:03)	24 42
COLTS	4	2:02	D. Rhodes 2 yd. run (M. Vanderjagt, kick) (9-45, 5:43)	24 49

Final Individual Statistics																					
Denver Broncos										Indianapolis Colts											
Rushing		Att	Yds	Avg	LG	TD					Rushing		Att	Yds	Avg	LG	TD				
T. Bell		12	49	4.1	15	1	E. James				18	63	3.5	11	1	1					
R. Droughns		8	29	3.6	6	0	D. Rhodes				5	12	2.4	6	1	1					
J. Plummer		1	0	0.0	0	0	P. Manning				1	1	1.0	1	1	1					
TOTAL		21	78	3.7	15	1	TOTAL				24	76	3.2	11	3	3					
Passing		Att	Cmp	Yds	TKD/ YD		TD	LG	In	Rtg.	Passing		Att	Cmp	Yds	TKD/ YD		TD	LG	In	Rtg.
J. Plummer		34	24	284	3/24		2	35	1	103.1	P. Manning		33	27	458	1/4		4	49	1	145.7
TOTAL		34	24	284	3/24		2	35	1	103.1	TOTAL		33	27	458	1/4		4	49	1	145.7
Pass Receiving				No	Yds	Avg	LG	TD	Pass Receiving				No	Yds	Avg	LG	TD				
R. Smith				7	99	14.1	30	1	R. Wayne				10	221	22.1	49	2				
T. Bell				4	32	8.0	14	0	D. Clark				6	112	18.7	31	1				
R. Droughns				4	28	7.0	9	0	M. Harrison				4	51	12.5	24	0				
J. Putzier				3	67	22.3	35	1	B. Stokley				2	33	16.5	21	0				
A. Lelie				2	27	13.5	21	0	M. Pollard				2	28	14.0	25	0				
P. Hape				2	8	4.0	6	0	E. James				2	11	5.5	6	0				
D. Carswell				1	15	15.0	15	0	J. Mungro				1	2	2.0	2	1				
D. Watts				1	8	8.0	8	0													
TOTAL				24	284	11.8	35	2	TOTAL				27	458	16.9	49	4				
Interceptions				No	Yds	Avg	LG	TD	Interceptions				No	Yds	Avg	LG	TD				
K. Herndon				1	0	0.0	0	0	M. Doss				1	0	0.0	0	0				
TOTAL				1	0	0.0	0	0	TOTAL				1	0	0.0	0	0				
Punting		No	Yds	Avg	Net	TB	In20	LG	Punting		No	Yds	Avg	Net	TB	In20	LG				
J. Baker		4	150	37.5	35.3	0	1	46	H. Smith		2	76	38.0	38.5	0	2	39				
TOTAL		4	150	37.5	35.3	0	1	46	TOTAL		2	76	38.0	38.5	0	2	39				
Punt Returns		No	Yds	Avg	FC	LG	TD	Punt Returns		No	Yds	Avg	FC	LG	TD						
C. Adams		1	-1	-1.0	0	-1	0	T. Walters		1	9	9.0	2	9	0						
T. Luke		0	0	0.0	1	—	0	(DOWNED)		1	0	0.0	0	—	0						
RETURNS		1	-1	-1.0	0	-1	0	RETURNS		1	9	9.0	2	9	0						
Kickoff Returns		No	Yds	Avg	FC	LG	TD	Kickoff Returns		No	Yds	Avg	FC	LG	TD						
C. Sapp		4	86	21.5	0	25	0	D. Rhodes		1	36	36.0	0	36	0						
R. Droughns		2	36	18.0	0	26	0	J. Mungro		1	18	18.0	0	18	0						
T. Luke		1	41	41.0	0	41	0	(TOUCHBACK)		1	0	0.0	0	—	0						
C. Adams		1	25	25.0	0	25	0														
RETURNS		8	188	23.5	0	41	0	RETURNS		2	54	27.0	0	36	0						
Denver Broncos										Indianapolis Colts											
Fumbles		Fum	Lost	Own Rec.	Yds	TD	Opp. Rec.		Yds	TD	Bnds	Fumbles		Fum	Lost	Own Rec.	Yds	TD	Bnds		
C. Adams		1	0	0	0	0	0		0	0	1	J. Snow		0	0	0	0	0	0		
TOTAL		1	0	0	0	0															

FINAL TEAM STATISTICS					
	BRONCOS		COLTS		
TOTAL FIRST DOWNS	18	27	FGs – PATs Had Blocked		0-0
By Rushing	4	7	Net punting average		35.3
By Passing	14	18	TOTAL RETURN YARDAGE (Not Including Kickoffs)		-1
By Penalty	0	2	No. and Yards Punt Returns		1 - 1
THIRD DOWN EFFICIENCY	3-12-25%	7-10-70%	No. and Yards Kickoff Returns		8-188
FOURTH DOWN EFFICIENCY	2-2-100%	0-0-0%	No. and Yards Interception Returns		1-0
TOTAL NET YARDS	338	530	PENALTIES Number and Yards		5-24
Total Offensive Plays (inc. times thrown passing)	58	58	FUMBLES Number and Lost		1-0
Average gain per offensive play	5.8	9.1	TOUCHDOWNS		3
NET YARDS RUSHING	78	76	Rushing		7
Total Rushing Plays	21	24	Passing		2
Average gain per rushing play	3.7	3.2	Interceptions		0
Tackles for a loss – number and yards	2-3	0-0	EXTRA POINTS Made-Attempts		3-3
NET YARDS PASSING	260	454	Kicking Made-Attempts		3-3
Times thrown – yards lost attempting to pass	3-24	1-4	FIELD GOALS Made-Attempts		1-1
Gross yards passing	284	458	RED ZONE EFFICIENCY		2-3-67%
PASS ATTEMPTS-COMPLETIONS-HAD INTERCEPTED	34-24-1	33-27-1	GOAL-TO-GO EFFICIENCY		1-1-100%
Average gain per pass play (inc. # thrown passing)	7.0	13.3	SAFETIES		0
KICKOFFS Number-In End Zone-Touchbacks	5-1-1	8-0-0	FINAL SCORE		24
PUNTS Number and Average	4-37.5	2-38.0	TIME OF POSSESSION		30:42
Had Blocked	0	0			29:18

Broncos Defensive Statistics																	
(based on coaches' film review)																	
Player	UT	A	TT	S-YDS	I-YDS	PD	FF	FR	Player	UT	A	TT	S-YDS	I-YDS	PD	FF	FR
K. Herndon	8	0	8	0-0	1-0	2	0	0	J. Lynch	3	1	4	0-0	0-0	0	0	0
C. Bailey	7	0	7	0-0	0-0	0	0	0	A. Palepoi	2	1	3	0-0	0-0	0	0	0
D. Williams	5	2	7	0-0	0-0	1	0	0	R. Hayward	2	0	2	1-4	0-0	0	0	0
R. Alexander	6	0	6	0-0	0-0	1	0	0	M. Pope	2	0	2	0-0	0-0	0	0	0
M. Coleman	5	1	6	0-0	0-0	0	0	0	R. Johnson	1	1	2	0-0	0-0	0	0	0
A. Wilson	4	2	6	0-0	0-0	0	0	0	M. Faltz	1	0	1	0-0	0-0	0	0	0
D. Sprang	2	3	5	0-0	0-0	0	0	0	TEAM TOTALS	51	12	63	1-4	1-0	4	0	0
K. Kennedy	3	1	4	0-0	0-0	0	0	0									



# Indianapolis 41, Denver 10

Sunday, Jan. 4, 2004 • 4:35 p.m. EST • RCA Dome • Indianapolis

WEATHER: Indoors • ATTENDANCE: 56,586 • TIME: 2:39

## 2003 AFC Wild Card Playoff Game

Denver's 2003 season came to an end with a 41-10 loss to Indianapolis in an AFC Wild Card Playoff Game in front of 56,586 fans at the RCA Dome.

On the game's opening possession, Peyton Manning led the Colts 70 yards and capped the drive when he found Brandon Stokley for a 31-yard touchdown and an early lead. Denver answered on its first drive with a 49-yard Jason Elam field goal after penalties caused the drive to stall.

Late in the first quarter, Manning completed a pass to Marvin Harrison, who fell near the Colts' 29-yard line and after not being touched by a Broncos defender got up and ran the ball in for a touchdown and a 14-3 lead. With Denver unable to sustain a drive after picking up two holding penalties, Indianapolis took possession on its 20-yard-line after a Broncos punt. Manning engineered another successful touchdown drive (8 plays, 80 yards), culminating in a 23-yard touchdown pass to Harrison.

After another Denver punt, Manning hit Stokley in stride, and he raced 87 yards for a touchdown to give the Colts a 28-3 lead with less than two minutes remaining in the half. Denver began to mount a drive, but Plummer's pass intended for Rod Smith was intercepted by David Macklin and returned 21 yards to the Colts' 42-yard-line. Mike Vanderjagt's 27-yard field goal extended the Colts' lead to 31-3 at the half.

On Denver's first possession of the third quarter, Plummer connected with Rod Smith for a 34-yard reception, moving the Broncos to the Colts' 27-yard line before Elam's 46-yard field goal attempt was blocked. Indianapolis was able to add to its lead by capping a 64-yard drive with a 7-yard touchdown pass from Manning to Reggie Wayne.

Plummer—when hit from behind by Colts defensive end Dwight Freeney—fumbled on Denver's next possession, and the ball was recovered by Rob Morris on Denver's 20-yard line. Indianapolis settled for a 20-yard field goal that put it ahead 41-3. Midway through the fourth quarter after recovering a Colts fumble on its 38-yard-line, Denver finally found the end zone for the game's final score when Plummer connected with Smith for a 7-yard touchdown.

Plummer completed 23-of-30 passes for 181 yards with one touchdown but had a pair of interceptions. Clinton Portis led the Broncos with 68 rushing yards while Smith, Shannon Sharpe and Reuben Droughns each had five receptions.

### OFFICIALS:

**Referee** — Johnny Grier (23); **Umpire** — Ed Coukart (71); **Head Linesman** — James Wilson (43); **Line Judge** — Jeff Bergman (32); **Field Judge** — Jim Saracino (58); **Side Judge** — Doug Rosenbaum (67); **Back Judge** — Scott Green (19); **Replay** — Dean Blandino.

## DENVER BRONCOS

### OFFENSE

<b>WR</b> 80	R. Smith
<b>LT</b> 74	E. Salaam
<b>LG</b> 50	B. Hamilton
<b>C</b> 66	T. Nalen
<b>RG</b> 62	D. Neil
<b>RT</b> 78	M. Lepsis
<b>TE</b> 84	S. Sharpe
<b>WR</b> 85	A. Lelie
<b>QB</b> 16	J. Plummer
<b>RB</b> 26	C. Portis
<b>FB</b> 34	R. Droughns

### DEFENSE

<b>LE</b> 93	T. Pryce
<b>LT</b> 74	E. Salaam
<b>RT</b> 90	D. Holland
<b>RE</b> 92	B. Berry
<b>WLB</b> 59	D. Spragan
<b>MLB</b> 56	A. Wilson
<b>SLB</b> 33	J. Spencer
<b>LCB</b> 35	L. Walls
<b>RCB</b> 31	K. Herndon
<b>SS</b> 28	K. Kennedy
<b>FS</b> 42	S. Brandon

**BRONCOS SUBSTITUTIONS:** K 1 J. Elam, P/K 4 M. Knorr, WR 12 C. Adams, CB 21 S. Turner, RB 22 Q. Griffin, CB 23 W. Middlebrooks, S 32 C. Young, CB 33 J. Spencer, RB 38 M. Anderson, CB 47 R. McNeil, LB 53 J. Rutledge, LB 55 K. Burns, G/T 65 C. Carlisle, T 71 B. Brockermeyer, DT 75 M. Pope, WR 82 A. Madise, TE/LB 83 M. Leach, TE 86 P. Hape, TE 89 D. Carswell, DE 98 R. Hayward. **DID NOT PLAY:** QB 13 D. Kanell, WR 14 N. Jackson, DT 96 D. Sapp. **INACTIVE:** 3QB 17 J. Jackson, CB/WR 24 D. O'Neal, RB 37 C. Sapp, T 69 P. Alexander, T 72 G. Foster, G 79 S. Herndon, WR 87 E. McCaffrey, TE 88 J. Putzler.

## INDIANAPOLIS COLTS

### OFFENSE

<b>WR</b> 87	R. Wayne
<b>LT</b> 78	T. Glenn
<b>LG</b> 64	R. DeMulling
<b>C</b> 56	T. Peko
<b>RG</b> 63	J. Saturday
<b>RT</b> 71	R. Diem
<b>TE</b> 81	M. Pollard
<b>WR</b> 88	M. Harrison
<b>QB</b> 18	P. Manning
<b>RB</b> 32	E. James
<b>TE</b> 80	J. Davenport

### DEFENSE

<b>LE</b> 79	R. Brock
<b>LT</b> 75	L. Tripplett
<b>RT</b> 90	M. Reagor
<b>RE</b> 93	D. Freeney
<b>SLB</b> 53	M. Washington
<b>MLB</b> 54	R. Morris
<b>WLB</b> 50	D. Thornton
<b>LCB</b> 21	W. Harris
<b>RCB</b> 27	D. Macklin
<b>SS</b> 30	D. Strickland
<b>FS</b> 28	I. Bashir

**COLTS SUBSTITUTIONS:** QB 7 B. Huard, K 13 M. Vanderjagt, P 17 H. Smith, DB 25 N. Harper, DB 31 C. Crosby, RB 33 D. Rhodes, DB 34 J. Doering, RB 35 R. Williams, DB 41 C. Bird, TE 48 J. Snow, LB 52 K. Whiteside, LB 57 J. Nelson, LB 58 G. Brackett, LB 59 C. June, OG 74 S. Scullio, T 76 M. Freitas, WR 83 B. Stokley, WR 86 T. Walters, DE 92 C. Bratzke, DT 96 J. Williams, DE 98 R. Mathis, DE 99 B. Sciolli. **DID NOT PLAY:** RB 36 T. Lopienski. **INACTIVE:** WR 10 T. Wilkins, WR 11 J. Dawson, 3QB 16 C. Sauter, DB 20 M. Doss, DB 39 A. Floyd, TE 44 D. Clark, TE 49 P. Mitchell, WR 85 A. Moorehead.

		1	2	3	4	OT	TOTAL		FIELD GOALS (made ( ) & missed)
<b>VISITOR</b>	Denver Broncos	3	0	0	7	—	10		J. Elam (49) 46B
<b>HOME</b>	Indianapolis Colts	14	17	10	0	—	41		M. Vanderjagt (27) (20)

Team	Qtr	Clock Time	PLAY DESCRIPTION (Extra Point) (Drive Info)	SCORE Visitor Home
COLTS	1	12:02	B. Stokley 31 yd. pass from P. Manning (M. Vanderjagt, kick) (6-70, 3:05)	0 7
BRONCOS	1	3:48	J. Elam 49 yd. Field Goal (12-47, 8:14)	3 7
COLTS	1	0:36	M. Harrison 46 yd. pass from P. Manning (M. Vanderjagt, kick) (8-81, 3:17)	3 14
COLTS	2	7:28	M. Harrison 23 yd. pass from P. Manning (M. Vanderjagt, kick) (8-80, 3:49)	3 21
COLTS	2	1:51	B. Stokley 87 yd. pass from P. Manning (M. Vanderjagt, kick) (1-87, 0:10)	3 28
COLTS	2	0:00	M. Vanderjagt 27 yd. Field Goal (6-49, 0:55)	3 31
COLTS	3	5:19	R. Wayne 7 yd. pass from P. Manning (M. Vanderjagt, kick) (12-64, 5:45)	3 38
COLTS	3	0:55	M. Vanderjagt 20 yd. Field Goal (6-17, 3:38)	3 41
BRONCOS	4	7:04	R. Smith 7 yd. pass from J. Plummer (J. Elam, kick) (12-62, 6:18)	10 41

FINAL INDIVIDUAL STATISTICS																					
Denver Broncos										Indianapolis Colts											
RUSHING	ATT	YDS	AVG	LG	TD					RUSHING	ATT	YDS	AVG	LG	TD						
C. Portis	17	68	4.0	11	0					E. James	17	78	4.6	11	0						
Q. Griffin	6	60	10.0	19	0					D. Rhodes	4	8	2.0	4	0						
J. Plummer	3	18	6.0	10	0					P. Manning	1	0	0.0	0	0						
										R. Williams	1	-1	-1.0	-1	0						
TOTAL	26	146	5.6	19	0					TOTAL	23	85	3.7	11	0						
PASSING	ATT	CMP	YDS	TKD/YD	TD	LG	IN	Rtg.					PASSING	ATT	CMP	YDS	TKD/YD	TD	LG	IN	Rtg.
J. Plummer	30	23	181	2/5	1	34	2	74.4					P. Manning	26	22	377	0/0	5	87	0	158.3
													B. Huard	5	4	17	0/0	0	16	0	80.8
TOTAL	30	23	181	2/5	1	34	2	74.4					TOTAL	31	26	394	0/0	5	87	0	158.3
PASS RECEIVING	NO	YDS	AVG	LG	TD					PASS RECEIVING	NO	YDS	AVG	LG	TD						
R. Smith	5	66	13.2	34	1					M. Harrison	7	133	19.0	46	2						
S. Sharpe	5	31	6.2	9	0					R. Wayne	5	43	8.6	16	1						
R. Droughns	5	19	3.8	10	0					E. James	5	37	7.4	13	0						
Q. Griffin	2	18	9.0	11	0					B. Stokley	4	144	36.0	87	2						
C. Adams	2	18	9.0	14	0					T. Walters	3	1	0.3	3	0						
D. Carswell	2	12	6.0	7	0					M. Pollard	1	25	25.0	25	0						
C. Portis	1	10	10.0	10	0					J. Davenport	1	11	11.0	11	0						
A. Lelie	1	7	7.0	7	0																
TOTAL	23	181	7.9	34	1					TOTAL	26	394	15.2	87	5						
INTERCEPTIONS	NO	YDS	AVG	LG	TD					INTERCEPTIONS	NO	YDS	AVG	LG	TD						
										D. Macklin	2	52	26.0	31	0						
TOTAL	0	0	0.0	—	0					TOTAL	2	52	26.0	31	0						
PUNTING	NO	YDS	AVG	NET	TB	IN20	LG					PUNTING	NO	YDS	AVG	NET	TB	IN20	LG		
M. Knorr	2	84	42.0	32.0	1	1	44														
TOTAL	2	84	42.0	32.0	1	1	44					TOTAL	0	0	0.0	0.0	0	0	—		
PUNT RETURNS	NO	YDS	AVG	FC	LG	TD					PUNT RETURNS	NO	YDS	AVG	FC	LG	TD				
											(DOWNED)	1	0	0.0	0	—	0				
											(TOUCHBACK)	0	0	0.0	0	—	0				
RETURNS	0	0	0.0	0	—	0					RETURNS	0	0	0.0	0	—	0				
KICKOFF RETURNS	NO	YDS	AVG	FC	LG	TD					KICKOFF RETURNS	NO	YDS	AVG	FC	LG	TD				
R. Droughns	6	133	22.2	0	33	0					R. Williams	1	18	18.0	0	18	0				
(TOUCHBACK)	1	0	0.0	0	—	0					D. Rhodes	1	16	16.0	0	16	0				
RETURNS	6	133	22.2	0	33	0					RETURNS	2	34	17.0	0	18	0				
Denver Broncos	Own			Opp.			Out			Indianapolis Colts	Own			Opp.			Out				
FUMBLES	Fum	Lost	Rec.	Yds	TD	FF	Rec.	Yds	TD	Bnds	FUMBLES	Fum	Lost	Rec.	Yds	TD	FF	Rec.	Yds	TD	Bnds
J. Plummer	1	1	0	0	0	0	0	0	0	0	P. Manning	1	0	1	-2	0	0	0	0	0	0
C. Portis	1	0	0	0	0	0	0	0	0	1	E. James	1	1	0	0	0	0	0	0	0	0
M. Fatafehi	0	0	0	0	0	1	0	0	0	0	M. Pollard	1	0	0	0	0	0	0	0	0	1
L. Walls	0	0	0	0	0	1	0	0	0	0	D. Freeney	0	0	0	0	1	0	0	0	0	0
R. Hayward	0	0	0	0	0	0	1	0	0	0	W. Harris	0	0	0	0	1	0	0	0	0	0
											R. Morris	0	0	0	0	0	1	0	0	0	0
TOTAL	2	1	0	0	0	2	1	0	0	1	TOTAL	3	1	1	-2	0	2	1	0	0	1

FINAL TEAM STATISTICS									
	BRONCOS		COLTS			BRONCOS		COLTS	
TOTAL FIRST DOWNS	20		23		FGs – PATs Had Blocked	1-0		0-0	
By Rushing	10		6		Net punting average	32.0		0.0	
By Passing	9		17		TOTAL RETURN YARDAGE (Not Including Kickoffs)	0		52	
By Penalty	1		0		No. and Yards Punt Returns	0-0		0-0	
THIRD DOWN EFFICIENCY	4-11-36%		6-8-75%		No. and Yards Kickoff Returns	6-133		2-34	
FOURTH DOWN EFFICIENCY	2-2-100%		0-1-0%		No. and Yards Interception Returns	0-0		2-52	
TOTAL NET YARDS	322		479		PENALTIES Number and Yards	5-5		5-40	
Total Offensive Plays (inc. times thrown passing)	58		54		FUMBLES Number and Lost	2-1		3-1	
Average gain per offensive play	5.6		8.9		TOUCHDOWNS	1		5	
NET YARDS RUSHING	146		85		Rushing	0		0	
Total Rushing Plays	26		23		Passing	1		5	
Average gain per rushing play	5.6		3.7		Interceptions	0		2	
Tackles for a loss – number and yards	2-4		2-5		EXTRA POINTS Made-Attempts	1-1		5-5	
NET YARDS PASSING	176		394		Kicking Made-Attempts	1-1		5-5	
Times thrown – yards lost attempting to pass	2-5		0-0		FIELD GOALS Made-Attempts	1-2		2-2	
Gross yards passing	181		394		RED ZONE EFFICIENCY	1-11-100%		1-3-33%	
PASS ATTEMPTS-COMPLETIONS-HAD INTERCEPTED	30-23-2		31-26-0		GOAL TO GO EFFICIENCY	0-0-0%		1-3-33%	
Average gain per pass play (inc. # thrown passing)	5.5		12.7		SAFETIES	0		0	
KICKOFFS Number-In End Zone-Touchbacks	3-0-0		7-1-1		FINAL SCORE	10		41	
PUNTS Number and Average	2-42.0		0-0.0		TIME OF POSSESSION	34:38		25:22	
Had Blocked	0		0						





# Baltimore 21, Denver 3

Sunday, Dec. 31, 2000 • 12:35 p.m. EST • PSINet Stadium • Baltimore

WEATHER: Mostly Sunny, 22° (wind chill 5°), Wind NNW 20-25 mph • ATTENDANCE: 69,638 • TIME: 2:54

## 2000 AFC Wild Card Playoff Game

The Denver Broncos' 2000 season ended with a 21-3 defeat at the hands of the Baltimore Ravens in an AFC Wild Card Playoff Game at PSINet Stadium in Baltimore on a blustery New Year's Eve day in front of 69,638 fans.

Denver's offense managed just 177 yards—the club's third-lowest output in 28 postseason games—and nine first downs against a record-setting Ravens defense, which put an end to the Broncos' seven-game postseason winning streak.

After a scoreless first quarter, Baltimore put up the first points when Jamal Lewis reached the end zone from one yard out early in the second quarter to cap a 10-play, 75-yard drive.

The Broncos answered with a 31-yard Jason Elam field goal to narrow the deficit to 7-3 when a promising 12-play, 68-yard drive stalled after a third-and-1 opportunity at the Ravens' 12-yard line. What followed would prove to be the play of the game, if not one of the more bizarre plays of the year.

The Ravens' Corey Harris returned the ensuing kickoff 15 yards to the Baltimore 42-yard line. On first-and-10, Baltimore's Trent Diler attempted a screen pass to Lewis, who tipped the ball into and out of the hands of Denver cornerback Terrell Buckley. The loose ball was grabbed out of the air by former Broncos tight end Shannon Sharpe, who dashed 58 yards for a touchdown, boosting the lead to 14-3 at the half.

Baltimore increased its lead to 21-3 late in the third quarter when Lewis ran 27 yards for his second touchdown of the day to cap the scoring.

Denver managed just 83 yards on its eight second-half possessions and was held scoreless to preserve the lowest scoring output (3) in franchise postseason history. The Broncos penetrated Ravens territory just once all day and ran only seven plays on the Baltimore side of the field.

Broncos quarterback Gus Frerotte, subbing for the injured Brian Griese, completed 13-of-28 passes for 124 yards with one interception. Denver's Ed McCaffrey led all receivers with eight catches for 75 yards (9.4 avg.).

Mike Anderson led the Broncos in rushing with 40 yards on 15 carries. Safety Billy Jenkins and defensive end Maa Tanuvasa each had sacks for the Broncos' defense, which held Baltimore to 240 net yards of total offense and forced 10 punts. Denver also allowed the Ravens to convert just 4-of-14 (28.6%) of their third-down attempts.

### OFFICIALS:

**Referee** — Larry Nemmers (20); **Umpire** — Bob Wagner (100); **Head Linesman** — Tony Veteri (36); **Line Judge** — Ron Phares (10); **Field Judge** — Steve Zimmer (36); **Side Judge** — Doug Toole (4); **Back Judge** — Richard Reels (83); **Replay** — Bob Boylston.

## DENVER BRONCOS

### OFFENSE

**WR** 80 R. Smith  
**LT** 77 T. Jones  
**LG** 64 L. Friedman  
**C** 66 T. Nalen  
**RG** 62 D. Neil  
**RT** 78 M. Lepsis  
**TE** 89 D. Carswell  
**WR** 87 E. McCaffrey  
**QB** 12 G. Frerotte  
**RB** 38 M. Anderson  
**FB** 29 H. Griffith

### DEFENSE

**LE** 98 M. Tanuvasa  
**LT** 94 K. Traylor  
**RT** 93 T. Pryce  
**RE** 95 K. Pittman  
**WLB** 51 J. Mobley  
**MLB** 56 A. Wilson  
**SLB** 53 B. Romanowski  
**LCB** 39 R. Crockett  
**RCB** 27 T. Buckley  
**SS** 32 B. Jenkins  
**FS** 26 E. Brown

**BRONCOS SUBSTITUTIONS:** K 1 J. Elam, K 2 S. Lindsey, P 16 T. Rouen, QB 17 J. Jackson, CB 24 D. O'Neal, S 28 K. Kennedy, CB 33 J. Spencer, CB 35 J. Suttle, FB 42 D. Smith, RB 46 K. Coleman, S 48 G. Coghill, LB 52 I. Gold, LB 55 K. Burns, LB 59 G. Cadrez, C 60 K.C. Jones, G/T 65 C. Carlisle, WR 81 S. Montgomery, WR 83 T. McGriff, TE 86 B. Chamberlain, TE 88 De. Clark, DE 92 L. Archambeau, DE 96 H. Hasselbach, DT 97 M. Lodish. **DID NOT PLAY:** QB 14 B. Griese. **INACTIVE:** RB 30 T. Davis, S 47 Da. Clark, TE 82 B. Miller, WR 84 C. Cole, WR 85 C. Fields, DT 90 J. Johnson, DE 99 M. Reagar.

## BALTIMORE RAVENS

### OFFENSE

**WR** 87 Q. Ismail  
**LT** 75 J. Ogden  
**LG** 64 E. Mulitalo  
**C** 60 J. Mitchell  
**RG** 62 M. Flynn  
**RT** 70 H. Wayne  
**TE** 82 S. Sharpe  
**TE** 81 B. Coates  
**QB** 8 T. Diler  
**RB** 31 Ja. Lewis  
**FB** 32 S. Gash

### DEFENSE

**LE** 90 R. Burnett  
**LT** 95 S. Adams  
**RT** 98 T. Siragusa  
**RE** 99 M. McCrary  
**LLB** 58 P. Boulware  
**MLB** 52 R. Lewis  
**RLB** 55 J. Sharper  
**LCB** 22 D. Starks  
**RCB** 21 C. McAlister  
**SS** 20 K. Herring  
**FS** 26 R. Woodson

**RAVENS SUBSTITUTIONS:** K 3 M. Stover, P 5 K. Richardson, QB 12 T. Banks, FB 29 C. Evans, RB 33 P. Holmes, CB 35 R. Bailey, CB 38 J. Trapp, S 42 A. Mitchell, S 45 C. Harris, LB 50 B. Jackson, LB 51 C. Brown, LB 56 A. Davis, LB 57 O. Brigrance, C 66 J. Hudson, OL 77 K. Vickers, DT 79 L. Webster, WR 80 B. Stokley, WR 83 P. Johnson, WR 84 Je. Lewis, WR 86 B. Davis, DT 91 L. Dalton, DE 93 K. Washington. **DID NOT PLAY:** OT 71 S. Folau. **INACTIVE:** 30B 7 C. Redman, WR 11 M. Nash, CB 25 C. Love, S 43 A. Poindexter, OT 72 S. Williams, OG 74 O. Bobo, TE 85 J. Jones, DE 96 A. Thomas.

		1	2	3	4	OT	TOTAL	FIELD GOALS (made ( ) & missed)
<b>VISITOR</b>	Denver Broncos	0	3	0	0	—	3	J. Elam (31)
<b>HOME</b>	Baltimore Ravens	0	14	7	0	—	21	

Team	Qtr	Clock Time	PLAY DESCRIPTION (Extra Point) (Drive Info)	SCORE Visitor Home
RAVENS	2	11:43	Ja. Lewis 1 yd. run (M. Stover, kick) (10-75, 5:51)	0 7
BRONCOS	2	4:31	J. Elam 31 yd. Field Goal (12-68, 7:12)	3 7
RAVENS	2	4:06	S. Sharpe 58 yd. pass from T. Diler (M. Stover, kick) (1-58, 0:25)	3 14
RAVENS	3	3:19	Ja. Lewis 27 yd. run (M. Stover, kick) (2-28, 0:42)	3 21

### FINAL INDIVIDUAL STATISTICS

Denver Broncos										Baltimore Ravens											
RUSHING	ATT	YDS	AVG	LG	TD					RUSHING	ATT	YDS	AVG	LG	TD						
M. Anderson	15	40	2.7	13	0					Ja. Lewis	30	110	3.7	27	2						
R. Smith	2	3	1.5	7	0					P. Holmes	5	6	1.2	4	0						
G. Frerotte	1	-1	-1.0	-1	0					Je. Lewis	1	5	5.0	5	0						
										T. Dillier	1	2	2.0	2	0						
										T. Banks	1	-1	-1.0	-1	0						
TOTAL	18	42	2.3	13	0					TOTAL	38	122	3.2	27	2						
PASSING	ATT	CMP	YDS	TKD/YD	TD	LG	IN	Rtg.					PASSING	ATT	CMP	YDS	TKD/YD	TD	LG	IN	Rtg.
G. Ferrotte	28	13	124	4/34	0	24	1	44.3					T. Dillier	14	9	130	2/12	1	58	0	118.2
J. Jackson	10	5	54	1/9	0	19	0	66.3					T. Banks	1	0	0	0/0	0	0	0	39.6
TOTAL	38	18	178	5/43	0	24	1	50.1					TOTAL	15	9	130	2/12	1	58	0	110.4
PASS RECEIVING		NO	YDS	AVG	LG	TD					PASS RECEIVING		NO	YDS	AVG	LG	TD				
E. McCaffrey		8	75	9.4	16	0					Q. Ismail		4	35	8.8	15	0				
R. Smith		3	58	19.3	24	0					S. Sharpe		3	73	24.3	58	1				
M. Anderson		2	10	5.0	8	0					Ja. Lewis		1	15	15.0	15	0				
D. Carswell		2	8	4.0	6	0					S. Gash		1	7	7.0	7	0				
H. Griffith		1	16	16.0	16	0															
T. McGriff		1	6	6.0	6	0															
De. Clark		1	5	5.0	5	0															
TOTAL		18	178	9.9	24	0					TOTAL		9	130	14.4	58	1				
INTERCEPTIONS		NO	YDS	AVG	LG	TD					INTERCEPTIONS		NO	YDS	AVG	LG	TD				
		0	0	0.0	—	0					R. Lewis		1	4	4.0	4	0				
TOTAL		0	0	0.0	—	0					TOTAL		1	4	4.0	4	0				
PUNTING	NO	YDS	AVG	NET	TB	IN20	LG					PUNTING	NO	YDS	AVG	NET	TB	IN20	LG		
T. Rouen	9	346	38.4	35.6	0	0	62					K. Richardson	10	383	38.3	33.0	2	4	66		
TOTAL	9	346	38.4	35.6	0	0	62					TOTAL	10	383	38.3	33.0	2	4	66		
PUNT RETURNS		NO	YDS	AVG	FC	LG	TD					PUNT RETURNS		NO	YDS	AVG	FC	LG	TD		
D. O'Neal		3	13	4.3	0	7	0					Je. Lewis		4	26	6.5	2	17	0		
D. Smith		1	0	0.0	0	0	0					(DOWNED)		3	0	0.0	0	—	0		
T. Buckley		0	0	0.0	1	—	0														
(DOWNED)		3	0	0.0	0	—	0														
(TOUCHBACK)		2	0	0.0	0	—	0														
RETURNS		4	13	3.3	1	7	0					RETURNS		4	26	6.5	2	17	0		
KICKOFF RETURNS		NO	YDS	AVG	FC	LG	TD					KICKOFF RETURNS		NO	YDS	AVG	FC	LG	TD		
B. Chamberlain		1	15	15.0	0	15	0					C. Harris		1	15	15.0	0	15	0		
D. Smith		1	15	15.0	0	15	0					B. Coates		1	8	8.0	0	8	0		
D. O'Neal		1	13	13.0	0	13	0														
(TOUCHBACK)		1	0	0.0	0	—	0														
RETURNS		3	43	14.3	0	15	0					RETURNS		2	23	11.5	0	15	0		
Denver Broncos	Own		Opp.		Out						Baltimore Ravens	Own		Opp.		Out					
FUMBLES	Fum	Lost	Rec.	Yds	TD	FF	Rec.	Yds	TD	Bnds	FUMBLES	Fum	Lost	Rec.	Yds	TD	FF	Rec.	Yds	TD	Bnds
B. Jenkins	0	0	0	0	0	1	0	0	0	0	T. Dillier	1	0	0	0	0	0	0	0	0	0
											J. Ogden	0	0	1	0	0	0	0	0	0	0
TOTAL	0	0	0	0	0	1	0	0	0	0	TOTAL	1	0	1	0	0	0	0	0	0	0

### FINAL TEAM STATISTICS

	BRONCOS		RAVENS			BRONCOS		RAVENS	
TOTAL FIRST DOWNS		9		13	PUNTS Number and Average	9-38.4		10-38.3	
By Rushing		1		5	Had Blocked	0		0	
By Passing		8		7	FGs – PATs Had Blocked	0-0		0-0	
By Penalty		0		1	Net punting average	35.6		33	
THIRD DOWN EFFICIENCY	3-16-19%		4-14-29%		TOTAL RETURN YARDAGE (Not Including Kickoffs)	13		30	
FOURTH DOWN EFFICIENCY	1-3-33%		0-0-0%		No. and Yards Punt Returns	4-13		4-26	
TOTAL NET YARDS		177		240	No. and Yards Kickoff Returns	3-43		2-23	
Total Offensive Plays (inc. times thrown passing)		61		55	No. and Yards Interception Returns	0-0		1-4	
Average gain per offensive play		2.9		4.4	PENALTIES Number and Yards	6-33		4-30	
NET YARDS RUSHING		42		122	FUMBLES Number and Lost	0-0		1-0	
Total Rushing Plays		18		38	TOUCHDOWNS	0		3	
Average gain per rushing play		2.3		3.2	Rushing	0		2	
Tackles for a loss – number and yards		1-4		3.6	Passing	0		1	
NET YARDS PASSING		135		118	EXTRA POINTS Made-Attempts	0-0		3-3	
Times thrown – yards lost attempting to pass		5-43		2-12	Kicking Made-Attempts	0-0		3-3	
Gross yards passing		178		130	FIELD GOALS Made-Attempts	1-1		0-0	
PASS ATTEMPTS-COMPLETIONS-HAD INTERCEPTED	38-18-1		15-9-0		SAFETIES	0		0	
Average gain per pass play (inc. # thrown passing)		3.1		6.9	FINAL SCORE	3		21	
KICKOFFS Number-In End Zone-Touchbacks		2-0-0		4-1-1	TIME OF POSSESSION	27:37		32:23	

### BRONCOS DEFENSIVE STATISTICS

(based on unofficial press box statistics)																					
PLAYER	UT	A	TT	S-YDS	I-YDS	PD	FF	FR	PLAYER	UT	A	TT	S-YDS	I-YDS	PD	FF	FR				
B. Jenkins	10	2	12	1-10	0-0	0	1	0	I. Gold	1	0	1	0-0	0-0	0	0	0				
T. Pryce	7	0	7	0-0	0-0	1	0	0	M. Lodish	1	0	1	0-0	0-0	0	0	0				
J. Mobley	6	0	6	0-0	0-0	0	0	0	K. Traylor	0	1	1	0-0	0-0	0	0	0				
A. Wilson	4	2	6	0-0	0-0	0	0	0	L. Archambeau	0	0	0	0-0	0-0	0	0	0				
E. Brown	4	1	5	0-0	0-0	0	0	0	T. Buckley	0	0	0	0-0	0-0	0	0	0				
M. Tanuvasa	3	2	5	1-2	0-0	0	0	0	G. Gadrez	0	0	0	0-0	0-0	0	0	0				
H. Hasselbach	4	0	4	0-0	0-0	0	0	0	D. O'Neal	0	0	0	0-0	0-0	0	0	0				
B. Romanowski	2	2	4	0-0	0-0	0	0	0	J. Spencer	0	0	0	0-0	0-0	0	0	0				
K. Pittman	2	1	3	0-0	0-0	0	0	0	TEAM TOTALS	46	11	57	2-12	0-0	1	1	0				
R. Crockett	2	0	2	0-0	0-0	0	0	0													



# Denver 34, Atlanta 19

Sunday, Jan. 31, 1999 • 6:25 p.m. EST • Pro Player Stadium • Miami

WEATHER: Mostly Cloudy, 73°, Wind E 10 mph • ATTENDANCE: 74,803 • TIME: 3:18

## Super Bowl XXXIII



The Denver Broncos clinched their second consecutive World Championship with a 34-19 victory over the Atlanta Falcons in Super Bowl XXXIII before 74,803 fans at Miami's Pro Player Stadium and millions more watching around the world. Denver became just the sixth franchise in NFL history to win back-to-back Super Bowl titles and posted the seventh repeat championship in Super Bowl history.

Quarterback John Elway claimed the game's Most Valuable Player award by completing 18-of-29 passes for 336 yards (third most in Super Bowl history at the time), including an 80-yard scoring toss to Rod Smith in the second quarter that tied for the second-longest TD pass in Super Bowl history. Elway also ran for a 3-yard score in the fourth quarter, making him the oldest player (38) to score a touchdown in the Super Bowl, eclipsing the mark he set a year earlier by scoring in Super Bowl XXXII.

Elway's accurate passing and the effective running of Terrell Davis, who set an NFL record with his seventh consecutive 100-yard game in the postseason (102 yards), kept the Falcons off balance all night. The Broncos' defense chipped in with two sacks and four takeaways, including two interceptions by Darrien Gordon, who set a Super Bowl record for most interception return yards in a game (108).

Atlanta took the opening kickoff and capped its drive with a 32-yard Morten Andersen field goal before Denver answered with the game's next 17 points. The first score came on a 1-yard run by Howard Griffith that ended a 10-play, 80-yard opening drive by the Broncos, and the lead was increased to 10-3 on a 26-yard Jason Elam field goal that capped Denver's third possession. After Andersen missed a 26-yard field goal attempt, the Broncos answered with the Elway-to-Smith 80-yard score on the next play to push the lead to 17-3. The Falcons narrowed the margin to 17-6 at halftime with a 28-yard Andersen field goal.

After a scoreless third quarter, Denver took advantage of Gordon's first interception by capping a short 24-yard drive with another Griffith 1-yard touchdown run early in the fourth quarter. Gordon's second interception set up Elway's 3-yard touchdown run that put Denver ahead 31-6 with 11:20 remaining. Two late touchdowns by Atlanta, sandwiched around a 37-yard Elam field goal, produced the final margin.

### OFFICIALS:

**Referee** — Bernie Kukar (86); **Umpire** — Jim Daopoulos (75); **Head Linesman** — Sanford Rivers (21); **Line Judge** — Ron Baynes (56); **Field Judge** — Tim Millis (80); **Side Judge** — Gary Lane (120); **Back Judge** — Don Hakes (96).

## DENVER BRONCOS

### OFFENSE

**WR** 80 R. Smith  
**LT** 77 T. Jones  
**LG** 69 M. Schlereth  
**C** 66 T. Nalen  
**RG** 62 D. Neil  
**RT** 74 H. Swayne  
**TE** 84 S. Sharpe  
**WR** 87 E. McCaffrey  
**QB** 7 J. Elway  
**HB** 30 T. Davis  
**FB** 29 H. Griffith

### DEFENSE

**LE** 96 H. Hasselbach  
**LT** 94 K. Traylor  
**RT** 93 T. Pryce  
**RE** 98 M. Tanuvasa  
**WLB** 51 J. Mobley  
**MLB** 59 G. Cadrez  
**SLB** 53 B. Romanowski  
**LCB** 39 R. Crockett  
**RCB** 21 D. Gordon  
**SS** 34 T. Braxton  
**FS** 27 S. Atwater

**BRONCOS SUBSTITUTIONS:** K 1 J. Elam, QB 6 B. Brister, P 16 T. Rouen, CB 20 T. James, RB 22 V. Hebron, CB 25 D. Johnson, CB 28 T. Paul, RB 31 D. Loville, RB 37 A. Lynn, FB 42 D. Smith, S 48 G. Coghill, LB 56 K. Burns, G 63 D. Diaz-Infante, T 78 M. Lepsis, WR 82 M. Nash, WR 85 W. Green, TE 86 B. Chamberlain, TE 89 D. Carswell, DE 90 N. Smith, DE 91 A. Williams, DE 95 M. Washington, DT 97 M. Lodish, LB 99 S. Joyner. **INACTIVE:** QB 14 B. Griese, S 26 E. Brown, LB 54 N. Wayne, C 60 K.C. Jones, T 70 T. Teague, DE 73 C. Brown, G 79 C. Banks, WR 83 J. Armour.

## ATLANTA FALCONS

### OFFENSE

**WR** 80 T. Martin  
**LT** 70 B. Whitfield  
**LG** 68 C. Collins  
**C** 61 R. Tobeck  
**RG** 69 G. Williams  
**RT** 74 E. Salaam  
**TE** 88 O.J. Santiago  
**WR** 81 T. Mathis  
**QB** 12 C. Chandler  
**RB** 32 J. Anderson  
**FB** 85 B. Kozlowski

### DEFENSE

**LE** 92 L. Archambeau  
**LT** 98 T. Hall  
**RT** 75 S. Dronett  
**RE** 90 C. Smith  
**WLB** 97 C. Bennett  
**MLB** 56 J. Tuggle  
**SLB** 94 H. Crockett  
**LCB** 34 R. Buchanan  
**RCB** 20 M. Booker  
**SS** 35 W. White  
**FS** 41 E. Robinson

**FALCONS SUBSTITUTIONS:** P 4 D. Stryzinski, K 5 M. Andersen, CB 21 E. Williams, CB 23 R. Bradford, S 25 D. Bush, RB 28 H. Green, CB 29 R. Fuller, FB 45 G. Downs, LB 52 C. Sauer, LB 54 R. Hamilton, LB 56 K. Brooking, LB 59 B. Talley, G 64 B. Hallen, C/G 67 A. Schreiber, T 76 J. Portilla, WR 82 R. Harris, WR 83 T. Dwight, TE 86 E. Smith, DE 91 J. Burrough, DT 95 E. Tuvalo, DE 96 A. Edwards. **DID NOT PLAY:** QB 17 S. DeBerg, RB 33 K. Oxendine. **INACTIVE:** QB 13 T. Graziani, CB 26 D. Anderson, S 27 O. Brown, S 47 C. Bayne, G/C 79 D. Widell, TE 84 R. Monroe, WR 89 T. Kinchen, DE 93 S. Swayda.

		1	2	3	4	OT	TOTAL	FIELD GOALS (made ( ) & missed)	
<b>VISITOR</b>	Denver Broncos	7	10	0	17	—	34	J. Elam	(26) 38WR 48WL (37)
<b>HOME</b>	Atlanta Falcons	3	3	0	13	—	19	M. Andersen	(32) 26WR (28)

Team	Qtr	Clock Time	PLAY DESCRIPTION (Extra Point) (Drive Info)	SCORE Visitor	Home
FALCONS	1	9:35	M. Andersen 32 yd. Field Goal (10-48, 5:25)	0	3
BRONCOS	1	3:55	H. Griffith 1 yd. run (J. Elam, kick) (10-80, 5:40)	7	3
BRONCOS	2	9:17	J. Elam 26 yd. Field Goal (11-63, 4:58)	10	3
BRONCOS	2	4:54	R. Smith 80 yd. pass from J. Elway (J. Elam, kick) (1-80, 0:13)	17	3
FALCONS	2	2:25	M. Andersen 28 yd. Field Goal (7-38, 2:29)	17	6
BRONCOS	4	14:56	H. Griffith 1 yd. run (J. Elam, kick) (5-24, 1:50)	24	6
BRONCOS	4	11:20	J. Elway 3 yd. run (J. Elam, kick) (3-48, 1:17)	31	6
FALCONS	4	11:01	T. Dwight 94 yd. kickoff return (M. Andersen, kick)	31	13
BRONCOS	4	7:08	J. Elam 37 yd. Field Goal (7-36, 3:53)	34	13
FALCONS	4	2:04	T. Mathis 3 yd. pass from C. Chandler (2-pt. Attempt Failed) (16-76, 5:04)	34	19

Final Individual Statistics																			
Denver Broncos										Atlanta Falcons									
Rushing		Att	Yds	Avg	LG	TD					Rushing		Att	Yds	Avg	LG	TD		
T. Davis		25	102	4.1	15	0	J. Anderson				18	96	5.3	15	0				
H. Griffith		4	9	2.3	4	2	C. Chandler				4	30	7.5	12	0				
D. Loville		2	8	4.0	6	0	T. Dwight				1	5	5.0	5	0				
J. Elway		3	2	0.7	3	1													
R. Smith		1	1	1.0	1	0													
B. Brister		1	-1	-1.0	-1	0													
TOTAL		36	121	3.4	15	3	TOTAL				23	131	5.7	15	0				
		Att	Cmp	Yds	YD	TD	LG	IN	Rtg.			Att	Cmp	Yds	YD	TD	LG	IN	Rtg.
PASSING		29	18	336	0/0	1	80	1	99.2	PASSING		35	19	219	2/13	1	30	3	47.2
J. Elway		29	18	336	0/0	1	80	1	99.2	C. Chandler		35	19	219	2/13	1	30	3	47.2
TOTAL		29	18	336	0/0	1	80	1	99.2	TOTAL		35	19	219	2/13	1	30	3	47.2
		NO	YDS	AVG	LG	TD							NO	YDS	AVG	LG	TD		
PASS RECEIVING		NO	YDS	AVG <td>LG<td>TD</td><td colspan="4">PASS RECEIVING</td><td>NO</td><td>YDS</td><td>AVG<td>LG<td>TD</td><td colspan="4"></td></td></td></td>	LG <td>TD</td> <td colspan="4">PASS RECEIVING</td> <td>NO</td> <td>YDS</td> <td>AVG<td>LG<td>TD</td><td colspan="4"></td></td></td>	TD	PASS RECEIVING				NO	YDS	AVG <td>LG<td>TD</td><td colspan="4"></td></td>	LG <td>TD</td> <td colspan="4"></td>	TD				
R. Smith		5	152	30.4	80	1	T. Mathis				7	85	12.1	30	1				
E. McCaffrey		5	72	14.4	25	0	T. Martin				5	79	15.8	23	0				
B. Chamberlain		3	29	9.7	13	0	J. Anderson				3	16	5.3	9	0				
T. Davis		2	50	25.0	39	0	R. Harris				2	21	10.5	13	0				
S. Sharpe		2	26	13.0	14	0	OJ. Santiago				1	13	13.0	13	0				
H. Griffith		1	7	7.0	7	0	B. Kozlowski				1	5	5.0	5	0				
TOTAL		18	336	18.7	80	1	TOTAL				19	219	11.5	30	1				
		NO	YDS	AVG	LG	TD							NO	YDS	AVG	LG	TD		
INTERCEPTIONS		NO	YDS <th>AVG</th> <th>LG</th> <th>TD</th> <td colspan="4">INTERCEPTIONS</td> <td>NO</td> <td>YDS<th>AVG</th><th>LG</th><th>TD</th></td> <td colspan="4"></td>	AVG	LG	TD	INTERCEPTIONS				NO	YDS <th>AVG</th> <th>LG</th> <th>TD</th>	AVG	LG	TD				
D. Gordon		2	108	54.0	58	0	R. Bradford				1	1	1.0	1	0				
D. Johnson		1	28	28.0	28	0													
TOTAL		3	136	45.3	58	0													
		NO	YDS	AVG	NET	TB	IN20	LG					NO	YDS	AVG	NET	TB	IN20	LG
PUNTING		NO	YDS <th>AVG</th> <th>NET</th> <th>TB</th> <th>IN20</th> <th>LG</th>	AVG	NET	TB	IN20	LG	PUNTING		NO	YDS <th>AVG</th> <th>NET</th> <th>TB</th> <th>IN20</th> <th>LG</th>	AVG	NET	TB	IN20	LG		
T. Rouen		1	35	35.0	35.0	0	1	35	D. Stryzinski		1	39	39.0	39.0	0	0	39		
TOTAL		1	35	35.0	35.0	0	1	35	TOTAL		1	39	39.0	39.0	0	0	39		
		NO	YDS	AVG	FC	LG	TD							NO	YDS	AVG	FC	LG	TD
PUNT RETURNS (DOWNED)		1	0	0.0	0	—	0	PUNT RETURNS				0	0	0.0	1	—	0		
RETURNS		0	0	0.0	0	—	0	RETURNS				0	0	0.0	1	—	0		
		NO	YDS	AVG	FC	LG	TD							NO	YDS	AVG	FC	LG	TD
KICKOFF RETURNS		NO	YDS <th>AVG</th> <th>FC</th> <th>LG</th> <th>TD</th>	AVG	FC	LG	TD	KICKOFF RETURNS				NO	YDS <th>AVG</th> <th>FC</th> <th>LG</th> <th>TD</th>	AVG	FC	LG	TD		
V. Hebron		2	42	21.0	0	26	0	T. Dwight				5	210	42.0	0	94	1		
B. Chamberlain		1	2	2.0	0	2	0	B. Kozlowski				2	17	8.5	0	16	0		
RETURNS		3	44	14.7	0	26	0	RETURNS				7	227	32.4	0	94	1		
		Fum	Lost	Rec.	Yds	TD	FF	Rec.	Yds	TD	Bnds			Fum	Lost	Rec.	Yds	TD	Bnds
Denver Broncos FUMBLES																			

FINAL TEAM STATISTICS									
	BRONCOS		FALCONS			BRONCOS		FALCONS	
TOTAL FIRST DOWNS	22	21	FGs – PATs Had Blocked			0-0	0-0		
By Rushing	8	8	TOTAL RETURN YARDAGE (Not Including Kickoffs)			136	1		
By Passing	14	12	No. and Yards Pun Return			0-0	0-0		
By Penalty	0	1	No. and Yards Kickoff Returns			3-44	7-227		
THIRD DOWN EFFICIENCY	6-13-46%	5-11-45%	No. and Yards Interception Returns			3-136	1-1		
FOURTH DOWN EFFICIENCY	0-1-0%	1-2-50%	PENALTIES Number and Yards			4-61	0-0		
TOTAL NET YARDS	457	337	FUMBLES Number and Lost			0-0	1-1		
Total Offensive Plays (inc. times thrown passing)	65	60	TOUCHDOWNS			4	2		
Average gain per offensive play	7.0	5.6	Rushing			3	0		
NET YARDS RUSHING	121	131	Passing			1	1		
Total Rushing Plays	36	23	Kickoff Returns			0	1		
Average gain per rushing play	3.4	5.7	EXTRA POINTS Made-Attempts			4-4	1-2		
NET YARDS PASSING	336	206	Kicking Made-Attempts			4-4	4-1		
Times thrown – yards lost attempting to pass	0-0	2-13	Passing Made-Attempts			0-0	0-1		
Gross yards passing	336	219	FIELD GOALS Made-Attempts			2-4	2-3		
PASS ATTEMPTS-COMPLETIONS-HAD INTERCEPTED	29-18-1	35-19-3	SAFETIES			0	0		
Average gain per pass play (inc. # thrown passing)	11.6	5.6	FINAL SCORE			34	19		
KICKOFFS Number-In End Zone-Touchbacks	7-0-0	5-2-1	TIME OF POSSESSION			31:23	28:37		
PUNTS Number and Average	1-35	1-39							
Had Blocked	0	0							

BRONCOS DEFENSIVE STATISTICS																	
(based on unofficial press box statistics)																	
PLAYER	UT	A	TT	S-YDS	I-YDS	PD	FF	FR	PLAYER	UT	A	TT	S-YDS	I-YDS	PD	FF	FR
G. Cadrez	4	4	8	0-0	0-0	0	0	0	H. Hasselbach	1	1	2	0-0	0-0	0	0	0
S. Atwater	4	3	7	0-0	0-0	1	0	0	G. Coghill	1	0	1	0-0	0-0	0	1	0
R. Crockett	5	0	5	0-0	0-0	0	0	0	D. Johnson	1	0	1	0-0	1-28	1	1	0
B. Romanowski	4	1	5	1-7	0-0	1	0	0	M. Washington	1	0	1	0-0	0-0	0	0	0
D. Gordon	2	1	3	0-0	2-108	3	0	0	T. Pryce	0	1	1	0-0	0-0	0	0	0
M. Tanuvasa	2	1	3	0-0	0-0	0	0	0	N. Smith	0	1	1	0-0	0-0	0	0	0
J. Mobley	1	2	3	1-6	0-0	0	0	0	T. James	0	0	0	0-0	0-0	1	0	0
K. Traylor	1	2	3	0-0	0-0	1	0	0	M. Lodish	0	0	0	0-0	0-0	0	0	0
A. Williams	2	0	2	0-0	0-0	2	0	0	TEAM TOTALS	30	18	48	2-13	3-136	11	1	1
T. Braxton	1	1	2	0-0	0-0	1	0	1									



# Denver 23, N.Y. Jets 10

Sunday, Jan. 17, 1999 • 2:15 p.m. MST • Mile High Stadium • Denver

WEATHER: Sunny, 41° (wind chill 18°), Wind NW 24 mph • ATTENDANCE: 75,482 • TIME: 3:16

## 1998 AFC Championship Game

The Broncos clinched their AFC-record sixth berth in a Super Bowl by defeating the New York Jets 23-10 in the AFC Championship Game before a crowd of 75,482 fans at Mile High Stadium and a CBS national television audience.

After failing to score in the first half, the Broncos scored 20 third-quarter points to take control of the game. The win propelled Denver to the Super Bowl for the second consecutive season, matching the back-to-back Super Bowl appearances of the 1986 and '87 Broncos.

The Jets took a 10-0 lead after John Hall's 32-yard field goal in the second quarter and Curtis Martin's 1-yard touchdown run early in the third quarter that was set up by a blocked punt at the Broncos' 1-yard line. That touchdown proved to be just the wake-up call that Denver needed to ignite its offense as well as the unusually quiet Mile High crowd. On first-and-10 from the 36-yard line, John Elway connected with Ed McCaffrey on a 47-yard pass play before finding fullback Howard Griffith for an 11-yard touchdown pass to narrow the Jets' lead to 10-7.

Then, a wind-stifled kickoff fumble was recovered by Broncos linebacker Keith Burns and turned into a 44-yard Jason Elam field goal to tie the game. Following another Elam field goal, the Broncos opened up a 10-point lead, 20-10, on Terrell Davis' 31-yard touchdown run late in the third quarter.

The Broncos' defense, which deserved credit for keeping the club in the game in the first half while the offense sputtered, forced six turnovers (including two interceptions by Darrien Gordon) and held the Jets to 14 yards on 13 rushes. The four opponent fumbles recovered by Denver set a franchise postseason record.

Davis set numerous records during the contest, including passing his own NFL-record total of 2,331 yards rushing in an entire season (regular and postseason combined) set in 1997 and rushing for 100 yards for the sixth consecutive postseason game to tie John Riggins for the most all time. He also passed Larry Csonka and Riggins for seventh and sixth place in career postseason rushing yards. Tight end Shannon Sharpe (two catches) tied Vance Johnson (40) for the most career receptions in the postseason by a Bronco while Elam's three field goals tied a Denver single-game playoff record.

With its win, Denver maintained a perfect record (12-0) when leading after three quarters in the playoffs.

### OFFICIALS:

**Referee** — Ed Hochuli (85); **Umpire** — Chad Brown (31); **Head Linesman** — George Hayward (54); **Line Judge** — Tom Barnes (55); **Field Judge** — Tom Sifferman (118); **Side Judge** — Doug Toole (4); **Back Judge** — Richard Reels (83).

## DENVER BRONCOS

### OFFENSE

**WR** 80 R. Smith  
**LT** 77 T. Jones  
**LG** 69 M. Schlereth  
**C** 66 T. Nalen  
**RG** 62 D. Neil  
**RT** 74 H. Swayne  
**TE** 84 S. Sharpe  
**WR** 87 E. McCaffrey  
**QB** 7 J. Elway  
**HB** 30 T. Davis  
**TE** 89 D. Carswell

### DEFENSE

**LE** 96 H. Hasselbach  
**LT** 94 K. Traylor  
**RT** 93 T. Pryce  
**RE** 98 M. Tanuvasa  
**WLB** 51 J. Mobley  
**MLB** 59 G. Cadrez  
**SLB** 53 B. Romanowski  
**LCB** 39 R. Crockett  
**RCB** 21 D. Gordon  
**CB** 25 D. Johnson  
**FS** 27 S. Atwater

**BRONCOS SUBSTITUTIONS:** K 1 J. Elam, P 16 T. Rouen, CB 20 T. James, RB 22 V. Hebron, CB 28 T. Paul, FB 29 H. Griffith, RB 31 D. Lovie, S 34 T. Braxton, RB 37 A. Lynn, FB 42 D. Smith, S 48 G. Coghill, LB 56 K. Burns, G 63 D. Diaz-Infante, T 78 M. Lepsis, WR 82 M. Nash, WR 85 W. Green, TE 86 B. Chamberlain, DE 90 N. Smith, DE 91 A. Williams, DE 95 M. Washington, DT 97 M. Lodish, LB 99 S. Joyner. **DID NOT PLAY:** QB 6 B. Brister. **INACTIVE:** QB 14 B. Griese, S 26 E. Brown, LB 54 N. Wayne, C 60 K.C. Jones, T 70 T. Teague, DE 73 C. Brown, G 79 C. Banks, WR 83 J. Armour.

## NEW YORK JETS

### OFFENSE

**WR** 19 K. Johnson  
**LT** 76 J. Elliott  
**LG** 62 T. Burger  
**C** 68 K. Mawae  
**RG** 70 M. O'Dwyer  
**RT** 69 J. Fabin  
**TE** 88 K. Brady  
**WR** 80 W. Chrebet  
**QB** 16 V. Testaverde  
**RB** 28 C. Martin  
**FB** 41 K. Byars

### DEFENSE

**LE** 95 R. Lyle  
**LT** 72 J. Ferguson  
**RE** 98 A. Pleasant  
**OLB** 53 C. Cascadden  
**LLB** 57 M. Lewis  
**MLB** 52 P. Johnson  
**RLB** 51 B. Cox  
**LCB** 24 R. Mickens  
**RCB** 45 O. Smith  
**SS** 21 V. Green  
**FS** 44 C. Brown

**JETS SUBSTITUTIONS:** K 9 J. Hall, P 17 J. Kidd, RB 22 D. Meggett, S 23 K. Williams, S 30 C. Hayes, CB 31 A. Glenn, CB 42 M. Coleman, S 47 S. Frost, LB 50 R. Holmberg, LB 54 D. Gordon, LB 58 J. Farrior, C/G 65 J. Hudson, C/G 67 M. Gister, T/G 71 K. Jenkins, TE 82 B. Spence, TE 84 F. Baxter, WR 86 A. Van Dyke, WR 89 D. Ward, DE 92 B. Hamilton, DT 93 E. Logan, DE 99 E. Ogbogu. **DID NOT PLAY:** QB 6 R. Lucas, RB 20 R. Anderson. **INACTIVE:** QB 4 G. Foley, S 26 J. Henderson, FB 33 J. Sowell, G/T 60 D. Karczewski, G 66 A. Bernstein, DT 75 C. Hansen, G 79 J. Bundren, DE 97 D. Boose.

		1	2	3	4	OT	TOTAL	FIELD GOALS (made ( ) & missed)	
<b>VISITOR</b>	New York Jets	0	3	7	0	—	10	J. Hall	42WR (32)
<b>HOME</b>	Denver Broncos	0	0	20	3	—	23	J. Elam	(44) (48) (35)


  

Team	Qtr	Clock Time	PLAY DESCRIPTION (Extra Point) (Drive Info)	SCORE Visitor	Home
JETS	2	0:00	J. Hall 32 yd. Field Goal (6-46, 0:38)	3	0
JETS	3	11:56	C. Martin 1 yd. run (J. Hall, kick) (1-1, 0:04)	10	0
BRONCOS	3	10:18	H. Griffith 11 yd. pass from J. Elway (J. Elam, kick) (3-64, 1:38)	10	7
BRONCOS	3	8:23	J. Elam 44 yd. Field Goal (4-5, 1:46)	10	10
BRONCOS	3	2:58	J. Elam 48 yd. Field Goal (8-27, 3:14)	10	13
BRONCOS	3	0:18	T. Davis 31 yd. run (J. Elam, kick) (3-38, 1:24)	10	20
BRONCOS	4	3:40	J. Elam 35 yd. Field Goal (4-1, 1:00)	10	23

FINAL INDIVIDUAL STATISTICS																					
New York Jets											Denver Broncos										
RUSHING	ATT		YDS		AVG		LG		TD		RUSHING	ATT		YDS		AVG		LG		TD	
C. Martin	13		14		1.1		4		1		T. Davis	32		167		5.2		31		1	
											J. Elway	3		13		4.3		9		0	
											D. Loville	2		7		3.5		4		0	
											T. Rouen	1		-9		-9.0		-9		0	
TOTAL	13		14		1.1		4		1		TOTAL	38		178		4.7		31		1	
PASSING	ATT		CMP		YDS		TKD/ YD		TD		PASSING	ATT		CMP		YDS		TKD/ YD		TD	
V. Testaverde	52		31		356		0/0		28		J. Elway	34		13		173		3/20		1	
TOTAL	52		31		356		0/0		28		TOTAL	34		13		173		3/20		1	
PASS RECEIVING					YDS		AVG		LG		PASS RECEIVING					YDS		AVG		LG	
W. Chrebet					8		121		15.1		E. McCaffrey					3		66		22.0	
K. Johnson					7		73		10.4		R. Smith					3		37		12.3	
D. Ward					5		61		12.2		B. Chamberlain					2		26		13.0	
C. Martin					4		39		9.8		S. Sharpe					2		14		7.0	
K. Byars					3		33		11.0		T. Davis					1		12		12.0	
K. Brady					2		11		5.5		H. Griffith					1		11		11.0	
A. Van Dyke					1		16		16.0		D. Carswell					1		7		7.0	
D. Meggett					1		2		2.0												
TOTAL					31		356		11.5		TOTAL					13		173		13.3	
INTERCEPTIONS			NO		YDS		AVG		LG		INTERCEPTIONS			NO		YDS		AVG		LG	
			0		0		0.0		—		D. Gordon			2		48		24.0		30	
TOTAL			0		0		0.0		—		TOTAL			2		48		24.0		30	
PUNTING	NO		YDS		AVG		NET		TB		PUNTING	NO		YDS		AVG		NET		TB	
J. Kidd	7		335		47.9		36.6		0		T. Rouen	7		317		45.3		39.1		0	
											(BLOCKED)	1		0		0.0		0.0		0	
TOTAL	7		335		47.9		36.6		0		TOTAL	8		317		39.6		34.3		0	
PUNT RETURNS	NO		YDS		AVG		FC		LG		PUNT RETURNS	NO		YDS		AVG		FC		LG	
D. Meggett	3		43		14.3		0		33		D. Gordon	5		79		15.8		0		36	
(DOWNED)	3		0		0.0		0		—		(DOWNED)	1		0		0.0		0		—	
(OUT OF BOUNDS)	1		0		0.0		0		—		(OUT OF BOUNDS)	1		0		0.0		0		—	
RETURNS	3		43		14.3		0		33		RETURNS	5		79		15.8		0		36	
KICKOFF RETURNS	NO		YDS		AVG		FC		LG		KICKOFF RETURNS	NO		YDS		AVG		FC		LG	
D. Meggett	3		32		10.7		0		16		V. Hebron	1		28		28.0		0		28	
B. Hamilton	1		14		14.0		0		14		(TOUCHBACK)	1		0		0.0		0		—	
J. Farrior	1		0		0.0		0		0												
(TOUCHBACK)	1		0		0.0		0		—												
RETURNS	5		46		9.2		0		16		RETURNS	1		28		28.0		0		28	
New York Jets			Own		Yds		TD		Opp. Rec.		Denver Broncos			Own		Yds		TD		Opp. Rec.	
FUMBLES	Fum		Lost		Yds		TD		FF		FUMBLES	Fum		Lost		Yds		TD		FF	
C. Martin	1		1		0		0		0		T. Braxton	0		0		0		0		0	
K. Byars	1		1		0		0		0		J. Elway	1		0		-6		0		0	
J. Farrior	1		1		0		0		0		T. Davis	0		0		1		0		0	
A. Van Dyke	1		1		0		0		0		T. Rouen	0		0		1		0		0	
											B. Romanowski	0		0		0		1		-2	
											J. Mobley	0		0		0		0		1	
											K. Burns	0		0		0		0		1	
											S. Atwater	0		0		0		1		0	
											A. Williams	0		0		0		1		0	
TOTAL	4		4		0		0		0		TOTAL	2		0		-6		3		-2	

FINAL TEAM STATISTICS									
JETS					BRONCOS				
TOTAL FIRST DOWNS	18	14			PUNTS Number and Average	7-47.9	8-39.6		
By Rushing	1	8			Had Blocked	0	1		
By Passing	17	6			FGs – PATs Had Blocked	0-0	0-0		
By Penalty	0	0			TOTAL RETURN YARDAGE (Not Including Kickoffs)	43	127		
THIRD DOWN EFFICIENCY	3-12-25%	4-19-21%			No. and Yards Punt Returns	3-43	5-79		
FOURTH DOWN EFFICIENCY	1-1-100%	1-4-25%			No. and Yards Kickoff Returns	5-46	1-28		
TOTAL NET YARDS	370	331			No. and Yards Interception Returns	0-0	2-48		
Total Offensive Plays (inc. times thrown passing)	65	75			PENALTIES Number and Yards	6-49	6-47		
Average gain per offensive play	5.7	4.4			FUMBLES Number and Lost	4-4	2-0		
NET YARDS RUSHING	14	178			TOUCHDOWNS	1	2		
Total Rushing Plays	13	38			Rushing	1	1		
Average gain per rushing play	1.1	4.7			Passing	0	1		
NET YARDS PASSING	356	153			EXTRA POINTS Made-Attempts	1-1	2-2		
Times thrown – yards lost attempting to pass	0-0	3-20			Kicking Made-Attempts	1-1	2-2		
Gross yards passing	356	173			FIELD GOALS Made-Attempts	1-2	3-3		
PASS ATTEMPTS-COMPLETIONS-HAD INTERCEPTED	52-31-2	34-13-0			SAFETIES	0	0		
Average gain per pass play (inc. # thrown passing)	6.8	4.1			FINAL SCORE	10	23		
KICKOFFS Number-In End Zone-Touchbacks	2-1-1	6-1-1			TIME OF POSSESSION	27:00	33:00		





# Denver 38, Miami 3

Saturday, Jan. 9, 1999 • 2:15 p.m. MST • Mile High Stadium • Denver

WEATHER: Sunny, 49°, Wind W 13 mph • ATTENDANCE: 75,729 • TIME: 2:48

## 1998 AFC Divisional Playoff Game

The Denver Broncos won their fifth consecutive postseason contest and advanced to the AFC Championship Game for the second year in a row with a record-setting 38-3 win against the Miami Dolphins in an AFC Divisional Playoff Game played before 75,729 raucous fans at Mile High Stadium.

The 35-point differential represented Denver's largest margin of victory in a postseason game and was punctuated by a defensive effort that limited Miami to just 14 yards on 13 carries for an average of 1.1 yards per rush that set a club playoff record. The three points allowed also were the fewest allowed by Denver in a postseason game.

The Broncos' offense was just as sharp, putting points on the board in all four quarters, including 14 in both the first and fourth quarters. Denver's two first-quarter touchdowns both came courtesy of Terrell Davis, who scored on runs of one and 20 yards, the latter of which would qualify for any highlight film as Davis juked two Dolphins defenders with separate moves as he dashed to the end zone. Davis was, unequivocally, the offensive star, posting a franchise-record 199 yards on 21 carries that represented the fourth-highest single-game rushing output in NFL postseason history.

Miami closed the gap to 14-3 in the second quarter, scoring its only points of the game on a 22-yard Olinde Mare field goal, but Denver answered with an 11-play, 87-yard drive capped by Derek Loville's 11-yard touchdown run to increase its lead to 21-3 at halftime. The Broncos pushed the margin to 24-3 early in the third quarter when Jason Elam converted a 32-yard field goal and put the game out of reach early in the fourth quarter when John Elway hooked up with Rod Smith for a 28-yard touchdown play that was the quarterback's 25th career post-season touchdown, tying him for fourth place in NFL history.

The icing on the cake was provided when Neil Smith picked up a fumble forced by cornerback Darrius Johnson at the Broncos' 21-yard line and ran it back 79 yards for his first career playoff score. It gave the Broncos a 38-3 lead that held over the final 9:49 for Denver's largest postseason win in club history.

Tight end Shannon Sharpe led all Broncos with five catches while Smith posted a team-high 71 yards on four receptions. Defensively, Johnson and linebacker Bill Romanowski each intercepted Dan Marino. Johnson's 48-yard interception return was the second longest in Broncos postseason history.

### OFFICIALS:

**Referee** — Bill Carrollo (63); **Umpire** — Ed Coukart (71); **Head Linesman** — Tony Veteri (36); **Line Judge** — Mark Steinkerchner (84); **Field Judge** — Boris Cheek (41); **Side Judge** — Ken Baker (91); **Back Judge** — Jeff Triplette (42).

## DENVER BRONCOS

### OFFENSE

**WR** 80 R. Smith  
**LT** 77 T. Jones  
**LG** 69 M. Schlereth  
**C** 66 T. Nalen  
**RG** 62 D. Neil  
**RT** 74 H. Swayne  
**TE** 84 S. Sharpe  
**WR** 87 E. McCaffrey  
**QB** 7 J. Elway  
**HB** 30 T. Davis  
**FB** 29 H. Griffith

### DEFENSE

**LE** 96 H. Hasselbach  
**LT** 94 K. Traylor  
**RE** 98 M. Tanuvasa  
**WLB** 51 J. Mobley  
**MLB** 59 G. Cadrez  
**SLB** 53 B. Romanowski  
**LCB** 39 R. Crockett  
**RCB** 21 D. Gordon  
**CB** 25 D. Johnson  
**SS** 34 T. Braxton  
**FS** 27 S. Atwater

**BRONCOS SUBSTITUTIONS:** K 1 J. Elam, QB 6 B. Brister, P 16 T. Rouen, CB 20 T. James, RB 22 V. Hebron, CB 28 T. Paul, RB 31 D. Loville, RB 37 A. Lynn, FB 42 D. Smith, S 48 G. Coghill, LB 56 K. Burns, G 63 D. Diaz-Infante, T 78 M. Lepsis, WR 82 M. Nash, WR 85 W. Green, TE 86 B. Chamberlain, TE 89 D. Carswell, DE 90 N. Smith, DE 91 A. Williams, DT 93 T. Pryce, DE 95 M. Washington, DT 97 M. Lodish, LB 99 S. Joyner. **INACTIVE:** QB 14 B. Griesse, S 26 E. Brown, LB 54 N. Wayne, C 60 K.C. Jones, T 70 T. Teague, DE 73 C. Brown, G 79 C. Banks, WR 83 J. Armour.

## MIAMI DOLPHINS

### OFFENSE

**WR** 85 L. Thomas  
**LT** 74 B. Smith  
**LG** 60 J. Bock  
**C** 61 T. Ruddy  
**RG** 65 K. Donnalley  
**RT** 76 J. Brown  
**TE** 89 E. Perry  
**WR** 81 O. McDuffie  
**QB** 13 D. Marino  
**WR** 86 O. Gadsden  
**FB** 36 S. Pritchett

### DEFENSE

**LE** 75 S. Burton  
**LT** 72 B. Tanner  
**RT** 92 D. Gardener  
**RE** 79 K. Mixon  
**WLB** 59 D. Rodgers  
**MLB** 54 Z. Thomas  
**SLB** 52 R. Jones  
**LCB** 27 T. Buckley  
**RCB** 29 S. Madison  
**SS** 38 C. Jackson  
**FS** 31 B. Marion

**DOLPHINS SUBSTITUTIONS:** P 8 K. Wilmsmeyer, K 10 O. Mare, QB 11 D. Huard, RB 20 J. Avery, S 21 R. Stewart, CB 23 P. Surtain, CB 24 J. Wilson, CB 28 R. Hill, RB 30 B. Parmalee, RB 33 K. Abdul-Jabbar, S 45 B. Walker, LB 50 D. Hollier, LB 51 A. Harris, LB 57 O. Brigrance, T 68 M. Sheldon, WR 80 I. Uwaezuoke, TE 82 F. Wainright, TE 83 H. Lusk, WR 88 N. Jacquet, DE 91 L. Bromell, DE 93 T. Armstrong, DE 96 D. Stubbs. **DID NOT PLAY:** QB 17 T. Doxzon, T 67 B. Stokes. **INACTIVE:** QB 14 D. Gonzalez, CB 26 E. McDaniel, RB 34 R. Moore, FB 48 K. Karber, LB 53 L. Izzo, T 78 R. Nabb, TE 84 T. Drayton.

		1	2	3	4	OT	TOTAL	FIELD GOALS (made ( ) & missed)	
<b>VISITOR</b>	Miami Dolphins	0	3	0	0	—	3	O. Mare	(22)
<b>HOME</b>	Denver Broncos	14	7	3	14	—	38	J. Elam	(32)

Team	Qtr	Clock Time	PLAY DESCRIPTION (Extra Point) (Drive Info)	SCORE Visitor	Home
BRONCOS	1	5:55	T. Davis 1 yd. run (J. Elam, kick) (14-92, 7:56)	0	7
BRONCOS	1	1:02	T. Davis 20 yd. run (J. Elam, kick) (4-66, 2:18)	0	14
DOLPHINS	2	10:07	O. Mare 22 yd. Field Goal (11-76, 5:55)	3	14
BRONCOS	2	4:39	D. Loville 11 yd. run (J. Elam, kick) (11-87, 5:28)	3	21
BRONCOS	3	11:52	J. Elam 32 yd. Field Goal (5-66, 3:08)	3	24
BRONCOS	4	13:23	R. Smith 28 yd. pass from J. Elway (J. Elam, kick) (5-52, 1:39)	3	31
BRONCOS	4	9:49	N. Smith 79 yd. fumble return (J. Elam, kick)	3	38

FINAL INDIVIDUAL STATISTICS																			
Miami Dolphins										Denver Broncos									
RUSHING										RUSHING									
	ATT	YDS	AVG	LG	TD						ATT	YDS	AVG	LG	TD				
B. Parmalee	7	14	2.0	12	0					T. Davis	21	199	9.5	62	2				
K. Abdul-Jabbar	3	5	1.7	3	0					D. Loville	8	34	4.3	11	1				
D. Huard	2	-2	-1.0	-1	0					J. Elway	3	19	6.3	11	0				
S. Pritchett	1	-3	-3.0	-3	0					B. Brister	6	-2	-0.3	2	0				
<b>TOTAL</b>	<b>13</b>	<b>14</b>	<b>1.1</b>	<b>12</b>	<b>0</b>					<b>TOTAL</b>	<b>38</b>	<b>250</b>	<b>6.6</b>	<b>62</b>	<b>3</b>				
PASSING										PASSING									
	ATT	CMP	YDS	TD	LG	IN	Rtg.				ATT	CMP	YDS	TD	LG	IN	Rtg.		
D. Marino	37	26	243	1/5	0	23	2	65.5		J. Elway	23	14	182	1/8	1	33	0	100.3	
<b>TOTAL</b>	<b>37</b>	<b>26</b>	<b>243</b>	<b>1/5</b>	<b>0</b>	<b>23</b>	<b>2</b>	<b>65.5</b>		<b>TOTAL</b>	<b>23</b>	<b>14</b>	<b>182</b>	<b>1/8</b>	<b>1</b>	<b>33</b>	<b>0</b>	<b>100.3</b>	
PASS RECEIVING										PASS RECEIVING									
	NO	YDS	AVG	LG	TD						NO	YDS	AVG	LG	TD				
O. McDuffie	9	118	13.1	23	0					S. Sharpe	5	38	7.6	10	0				
B. Parmalee	5	24	4.8	9	0					R. Smith	4	71	17.8	28	1				
O. Gadsden	4	36	9.0	14	0					E. McCaffrey	3	52	17.3	33	0				
L. Thomas	3	31	10.3	17	0					H. Griffith	1	14	14.0	14	0				
S. Pritchett	3	23	7.7	12	0					T. Davis	1	7	7.0	7	0				
N. Jacquet	1	6	6.0	6	0														
K. Abdul-Jabbar	1	5	5.0	5	0														
<b>TOTAL</b>	<b>26</b>	<b>243</b>	<b>9.3</b>	<b>23</b>	<b>0</b>					<b>TOTAL</b>	<b>14</b>	<b>182</b>	<b>13.0</b>	<b>33</b>	<b>1</b>				
INTERCEPTIONS										INTERCEPTIONS									
	NO	YDS	AVG	LG	TD						NO	YDS	AVG	LG	TD				
										D. Johnson	1	48	48.0	48	0				
										B. Romanowski	1	0	0.0	0	0				
<b>TOTAL</b>	<b>0</b>	<b>0</b>	<b>0.0</b>	<b>—</b>	<b>0</b>					<b>TOTAL</b>	<b>2</b>	<b>48</b>	<b>24.0</b>	<b>48</b>	<b>0</b>				
PUNTING										PUNTING									
	NO	YDS	AVG	NET	TB	IN20	LG				NO	YDS	AVG	NET	TB	IN20	LG		
K. Wilmsmeyer	5	228	45.6	42.8	0	2	56			T. Rouen	2	97	48.5	33.0	1	0	49		
<b>TOTAL</b>	<b>5</b>	<b>228</b>	<b>45.6</b>	<b>42.8</b>	<b>0</b>	<b>2</b>	<b>56</b>			<b>TOTAL</b>	<b>2</b>	<b>97</b>	<b>48.5</b>	<b>33.0</b>	<b>1</b>	<b>0</b>	<b>49</b>		
PUNT RETURNS										PUNT RETURNS									
	NO	YDS	AVG	FC	LG	TD					NO	YDS	AVG	FC	LG	TD			
T. Buckley	1	11	11.0	0	11	0				D. Gordon	2	14	7.0	1	13	0			
(TOUCHBACK)	1	0	0.0	0	—	0				(DOWNED)	1	0	0.0	0	—	0			
										(OUT OF BOUNDS)	1	0	0.0	0	—	0			
<b>RETURNS</b>	<b>1</b>	<b>11</b>	<b>11.0</b>	<b>0</b>	<b>11</b>	<b>0</b>				<b>RETURNS</b>	<b>2</b>	<b>14</b>	<b>7.0</b>	<b>1</b>	<b>13</b>	<b>0</b>			
KICKOFF RETURNS										KICKOFF RETURNS									
	NO	YDS	AVG	FC	LG	TD					NO	YDS	AVG	FC	LG	TD			
J. Avery	5	121	24.2	0	35	0				V. Hebron	1	19	19.0	0	19	0			
(TOUCHBACK)	2	0	0.0	0	—	0				(TOUCHBACK)	1	0	0.0	0	—	0			
<b>RETURNS</b>	<b>5</b>	<b>121</b>	<b>24.2</b>	<b>0</b>	<b>35</b>	<b>0</b>				<b>RETURNS</b>	<b>1</b>	<b>19</b>	<b>19.0</b>	<b>0</b>	<b>19</b>	<b>0</b>			
Miami Dolphins										Denver Broncos									
Fumbles	Own									Fumbles	Own								
Fum	Lost	Rec.	Yds	TD	FF	Rec.	Yds	TD	Bnds	Fum	Lost	Rec.	Yds	TD	FF	Rec.	Yds	TD	Bnds
O. Gadsden	1	1	0	0	0	0	0	0	0	D. Johnson	0	0	0	0	1	0	0	0	0
										N. Smith	0	0	0	0	0	1	79	1	0
<b>TOTAL</b>	<b>1</b>	<b>1</b>	<b>0</b>	<b>0</b>	<b>0</b>	<b>0</b>	<b>0</b>	<b>0</b>	<b>0</b>	<b>TOTAL</b>	<b>0</b>	<b>0</b>	<b>0</b>	<b>0</b>	<b>1</b>	<b>1</b>	<b>79</b>	<b>1</b>	<b>0</b>

FINAL TEAM STATISTICS																			
DOLPHINS										BRONCOS									
TOTAL FIRST DOWNS										PUNTS Number and Average									
By Rushing										Had Blocked									
By Passing										FGs – PATs Had Blocked									
By Penalty										TOTAL RETURN YARDAGE (Not Including Kickoffs)									
THIRD DOWN EFFICIENCY										No. and Yards Punt Returns									
FOURTH DOWN EFFICIENCY										No. and Yards Kickoff Returns									
TOTAL NET YARDS										No. and Yards Interception Returns									
Total Offensive Plays (inc. times thrown passing)										PENALTIES Number and Yards									
Average gain per offensive play										FUMBLES Number and Lost									
NET YARDS RUSHING										TOUCHDOWNS									
Total Rushing Plays										Rushing									
Average gain per rushing play										Passing									
NET YARDS PASSING										Fumbles									
Times thrown – yards lost attempting to pass										EXTRA POINTS Made-Attempts									
Gross yards passing										Kicking Made-Attempts									
PASS ATTEMPTS-COMPLETIONS-HAD INTERCEPTED										FIELD GOALS Made-Attempts									
Average gain per pass play (inc. # thrown passing)										SAFETIES									
KICKOFFS Number-In End Zone-Touchbacks										FINAL SCORE									
										TIME OF POSSESSION									

BRONCOS DEFENSIVE STATISTICS																			
(based on unofficial press box statistics)																			
PLAYER	UT	A	TT	S-YDS	I-YDS	PD	FF	FR		PLAYER	UT	A	TT	S-YDS	I-YDS	PD	FF	FR	
D. Johnson	7	2	9	0-0	1-48	1	1	0		T. Pryce	0	2	2	0-0	0-0	0	0	0	
T. Braxton	6	1	7	0-0	0-0	0	0	0		M. Tanuvasa	1	0	1	0-0	0-0	0	0	0	
B. Romanowski	3	3	6	0-0	1-0	1	0	0		M. Washington	1	0	1	1-5	0-0	0	0	0	
S. Atwater	3	1	4	0-0	0-0	1	0	0		A. Williams	1	0	1	0-0	0-0	0	0	0	
R. Crockett	2	2	4	0-0	0-0	1	0	0		H. Hasselbach	0	1	1	0-0	0-0	0	0	0	
D. Gordon	2	2	4	0-0	0-0	1	0	0		K. Burns	0	0	0	0-0	0-0	0	0	0	
T. James	2	0	2	0-0	0-0	0	0	0		G. Coghill	0	0	0	0-0	0-0	0	0	0	
J. Mobley	2	0	2	0-0	0-0	1	0	0		S. Joyner	0	0	0	0-0	0-0	0	0	0	
K. Traylor	2	0	2	0-0	0-0	0	0	0		N. Smith	0	0	0	0-0	0-0	0	0	0	
G. Cadrez	1	1	2	0-0	0-0	1	0	0		<b>TEAM TOTALS</b>	<b>33</b>	<b>15</b>	<b>48</b>	<b>1-5</b>	<b>2-48</b>	<b>7</b>	<b>1</b>	<b>1</b>	



# Denver 31, Green Bay 24

Sunday, Jan. 25, 1998 • 3:24 p.m. PST • Qualcomm Stadium • San Diego

WEATHER: Clear and Sunny, 67°, Wind WSW 8 mph • ATTENDANCE: 68,912 • TIME: 3:25

## Super Bowl XXXII



The Denver Broncos won their first Super Bowl and became the first AFC team in 14 years to claim the Vince Lombardi Trophy as they used a powerful running game and a solid defensive performance to dethrone the defending Super Bowl champion Green Bay Packers 31-24 in front of 68,912 fans at Qualcomm Stadium in San Diego.

Denver running back Terrell Davis was named the game's Most Valuable Player in recognition of his 157-yard rushing effort, which included a Super Bowl-record three rushing touchdowns (each from one yard out). His three total touchdowns and 18 points tied Super Bowl records and were made even more remarkable by the fact that he missed almost the entire second quarter when he was sidelined by the onset of a migraine headache.

Both offenses displayed their talents immediately as Super Bowl XXXII became the first ever in which each team scored a touchdown on its opening possession. The Packers struck first when Brett Favre connected with Antonio Freeman on a 22-yard scoring pass, and the Broncos answered by driving 58 yards in 10 plays the first time they touched the ball, scoring on a 1-yard Davis touchdown run with 5:39 left in the first quarter.

The Broncos turned two Packers turnovers into 10 more points to take a 17-7 lead in the second quarter. The first opportunity was created when strong safety Tyrone Braxton intercepted a Favre pass, and eight plays later, John Elway rushed around right end for a 1-yard touchdown. Free safety Steve Atwater sacked Favre on the next Green Bay possession, forcing a fumble that was recovered by defensive end Neil Smith. Four plays later, Jason Elam converted a 51-yard field goal, the second-longest in Super Bowl history.

Green Bay pulled within 17-14 with a touchdown just before halftime and tied the score early in the third quarter on a 27-yard Ryan Longwell field goal. Denver broke the tie late in the third quarter on a 1-yard Davis touchdown run. After a Denver interception, Green Bay would move 85 yards in just four plays to tie the game at 24 early in the fourth quarter.

After the Denver defense turned back the Packers on their next two possessions, the Broncos set up shop at the Packers' 49-yard line for their game-winning drive. Five plays later, Davis scored his third touchdown of the day from one yard out to give Denver a 31-24 lead that would hold up over the final 1:45 for the victory.

### OFFICIALS:

**Referee** — Ed Hochuli (85); **Umpire** — Jim Quirk (5); **Head Linesman** — John Schleyer (21); **Line Judge** — Ben Montgomery (117); **Back Judge** — Paul Baetz (22); **Side Judge** — Doug Toole (4); **Field Judge** — Don Dorkowski (113).

## DENVER BRONCOS

### OFFENSE

**WR** 80 R. Smith  
**LT** 65 G. Zimmerman  
**LG** 69 M. Schlereth  
**C** 66 T. Nalen  
**RG** 75 B. Habib  
**RT** 77 T. Jones  
**TE** 84 S. Sharpe  
**WR** 87 E. McCaffrey  
**QB** 7 J. Elway  
**RB** 30 T. Davis  
**FB** 29 H. Griffith

### DEFENSE

**LE** 90 N. Smith  
**LT** 94 K. Traylor  
**RT** 98 M. Tanuvasa  
**RE** 91 A. Williams  
**WLB** 51 J. Mobley  
**MLB** 57 A. Aldridge  
**SLB** 53 B. Romanowski  
**LCB** 39 R. Crockett  
**RCB** 23 D. Gordon  
**SS** 34 T. Braxton  
**FS** 27 S. Atwater

**BRONCOS SUBSTITUTIONS:** K 1 J. Elam, P 16 T. Rouen, CB 21 R. Hilliard, RB 22 V. Hebron, CB 25 D. Johnson, CB 26 T. McKyer, RB 31 D. Loville, S 32 T. Veland, S 33 D. Dodge, RB 37 A. Lynn, FB 42 D. Smith, LB 56 K. Burns, LB 59 G. Cadrez, G 63 D. Diaz-Infante, T 74 H. Swayne, WR 81 P. Jeffers, WR 85 W. Green, TE 89 D. Carswell, DT 93 T. Pryce, DE 96 H. Hasselbach, DT 97 M. Lodish. **DID NOT PLAY:** QB 6 B. Brister, TE 86 B. Chamberlain. **INACTIVE:** QB 8 J. Lewis, LB 50 J. Hesse, LB 58 S. Russ, C/G 62 D. Neil, T 70 J. Brown, DE 72 E. Jones, WR 88 S. Wilson, DT 99 D. Richie.

## GREEN BAY PACKERS

### OFFENSE

**WR** 86 A. Freeman  
**LT** 78 R. Verba  
**LG** 73 A. Taylor  
**C** 52 F. Winters  
**RG** 63 A. Timmerman  
**RT** 72 E. Dotson  
**TE** 89 M. Chmura  
**WR** 87 R. Brooks  
**QB** 4 B. Favre  
**RB** 25 D. Levens  
**FB** 30 W. Henderson

### DEFENSE

**LE** 92 R. White  
**DT** 71 S. Dotson  
**DT** 93 G. Brown  
**RE** 98 G. Wilkins  
**LLB** 54 S. Joyner  
**MLB** 55 B. Harris  
**LLB** 51 B. Williams  
**LCB** 37 T. Williams  
**RCB** 33 D. Evans  
**SS** 36 L. Butler  
**FS** 41 E. Robinson

**PACKERS SUBSTITUTIONS:** K 8 R. Longwell, P 17 C. Hentrich, RB 24 A. Hayden, CB 26 M. Collins, CB 28 R. Mullen, FB 32 T. Jervey, S 39 M. Prior, CB 42 D. Sharper, RB 44 C. Darkins, LB 53 G. Koonce, LB 56 L. Hollingquest, LS 60 R. Davis, C 62 M. Rivera, T 64 B. Wilkerson, WR 80 D. Mayes, TE 81 T. Davis, TE 83 J. Thomason, WR 85 T. Mickens, DE/DT 90 D. Holland, DT 94 B. Kuberski, DE 95 K. McKenzie. **DID NOT PLAY:** QB 13 S. Bono, C/G 67 J. Dellenbach. **INACTIVE:** QB 18 D. Pederson, WR 12 R. Anderson, S 38 B. McLumry, G 70 J. Andruzzi, T 77 J. Michaels, WR 84 B. Schroeder, DE 97 P. Frase, DT 99 J. Smith.

		1	2	3	4	OT	TOTAL	FIELD GOALS (made ( ) & missed)	
<b>VISITOR</b>	Green Bay Packers	7	7	3	7	—	24	R. Longwell (27)	
<b>HOME</b>	Denver Broncos	7	10	7	7	—	31	J. Elam (51)	

Team	Qtr	Clock Time	PLAY DESCRIPTION (Extra Point) (Drive Info)	SCORE Visitor	SCORE Home
PACKERS	1	10:58	A. Freeman 22 yd. pass from B. Favre (R. Longwell, kick) (8-76, 4:02)	7	0
BRONCOS	1	5:39	T. Davis 1 yd. run (J. Elam, kick) (10-58, 5:19)	7	7
BRONCOS	2	14:55	J. Elway 1 yd. run (J. Elam, kick) (8-45, 4:54)	7	14
BRONCOS	2	12:21	J. Elam 51 yd. Field Goal (4-0, 1:02)	7	17
PACKERS	2	0:12	M. Chmura 6 yd. pass from B. Favre (R. Longwell, kick) (17-95, 7:26)	14	17
PACKERS	3	11:59	R. Longwell 27 yd. Field Goal (7-17, 2:42)	17	17
BRONCOS	3	0:34	T. Davis 1 yd. run (J. Elam, kick) (13-92, 7:12)	17	24
PACKERS	4	13:32	A. Freeman 13 yd. pass from B. Favre (R. Longwell, kick) (4-85, 1:39)	24	24
BRONCOS	4	1:45	T. Davis 1 yd. run (J. Elam, kick) (5-49, 1:42)	24	31

FINAL INDIVIDUAL STATISTICS																				
Green Bay Packers									Denver Broncos											
RUSHING	ATT	YDS	AVG	LG	TD				RUSHING	ATT	YDS	AVG	LG	TD						
D. Levens	19	90	4.7	16	0				T. Davis	30	157	5.2	27	3						
R. Brooks	1	5	5.0	5	0				J. Elway	5	17	3.4	10	1						
									V. Hebron	3	3	1.0	2	0						
									H. Griffith	1	2	2.0	2	0						
TOTAL	20	95	4.8	16	0				TOTAL	39	179	4.6	27	4						
PASSING	ATT	CMP	YDS	TKD/ YD	TD	LG	IN	Rtg.	PASSING	ATT	CMP	YDS	TKD/ YD	TD	LG	IN	Rtg.			
B. Favre	42	25	256	1/1	3	27	1	91.0	J. Elway	22	12	123	0/0	0	36	1	51.9			
TOTAL	42	25	256	1/1	3	27	1	91.0	TOTAL	22	12	123	0/0	0	36	1	51.9			
PASS RECEIVING	NO	YDS	AVG	LG	TD				PASS RECEIVING	NO	YDS	AVG	LG	TD						
A. Freeman	9	126	14.0	27	2				S. Sharpe	5	38	7.6	12	0						
D. Levens	6	56	9.3	22	0				E. McCaffrey	2	45	22.5	36	0						
M. Chmura	4	43	10.8	21	1				T. Davis	2	8	4.0	4	0						
R. Brooks	3	16	5.3	10	0				H. Griffith	1	23	23.0	23	0						
W. Henderson	2	9	4.5	7	0				V. Hebron	1	5	5.0	5	0						
T. Mickens	1	6	6.0	6	0				D. Carswell	1	4	4.0	4	0						
TOTAL	25	256	10.2	27	3				TOTAL	12	123	10.3	36	0						
INTERCEPTIONS	NO	YDS	AVG	LG	TD				INTERCEPTIONS	NO	YDS	AVG	LG	TD						
E. Robinson	1	17	17.0	17	0				T. Braxton	1	0	0.0	0	0						
TOTAL	1	17	17.0	17	0				TOTAL	1	0	0.0	0	0						
PUNTING	NO	YDS	AVG	NET	TB	IN20	LG		PUNTING	NO	YDS	AVG	NET	TB	IN20	LG				
C. Hentrich	4	142	35.5	35.5	0	2	51		T. Rouen	4	146	36.5	36.5	0	2	47				
TOTAL	4	142	35.5	35.5	0	2	51		TOTAL	4	146	36.5	36.5	0	2	47				
PUNT RETURNS	NO	YDS	AVG	FC	LG	TD			PUNT RETURNS	NO	YDS	AVG	FC	LG	TD					
R. Brooks	0	0	0.0	1	—	0			D. Gordon	0	0	0.0	2	—	0					
(DOWNED)	3	0	0.0	0	—	0			R. Smith	0	0	0.0	1	—	0					
RETURNS	0	0	0.0	1	—	0			(DOWNED)	1	0	0.0	0	—	0					
RETURNS	0	0	0.0	3	—	0			RETURNS	0	0	0.0	3	—	0					
KICKOFF RETURNS	NO	YDS	AVG	FC	LG	TD			KICKOFF RETURNS	NO	YDS	AVG	FC	LG	TD					
A. Freeman	6	104	17.3	0	22	0			V. Hebron	4	79	19.8	0	32	0					
RETURNS	6	104	17.3	0	22	0			K. Burns	1	16	16.0	0	16	0					
RETURNS	6	104	17.3	0	22	0			RETURNS	5	95	19.0	0	32	0					
Green Bay Packers	Own	Opp.							Denver Broncos	Own	Opp.							Out		
FUMBLES	Fum	Lost	Rec.	Yds	TD	FF	Rec.	Yds	TD	Bnds	FUMBLES	Fum	Lost	Rec.	Yds	TD	Bnds			
B. Favre	1	1	0	0	0	0	0	0	0	0	N. Smith	0	0	0	0	0	1	0	0	0
T. Williams	0	0	0	0	0	1	1	0	0	0	S. Atwater	0	0	0	0	1	0	0	0	0
A. Freeman	1	1	0	0	0	0	0	0	0	0	T. Davis	1	1	0	0	0	0	0	0	0
											T. McKyer	0	0	0	0	0	1	0	0	0
											T. Veland	0	0	0	0	1	0	0	0	0
TOTAL	2	2	0	0	0	1	1	0	0	0	TOTAL	1	1	0	0	2	2	0	0	0

Green Bay Packers											Denver Broncos										
FUMBLES	Fum	Lost	Rec.	Yds	TD	FF	Rec.	Yds	TD	Bnds	FUMBLES	Fum	Lost	Rec.	Yds	TD	FF	Rec.	Yds	TD	Bnds
B. Favre	1	1	0	0	0	0	0	0	0	0	N. Smith	0	0	0	0	0	1	0	0	0	0
T. Williams	0	0	0	0	0	1	1	0	0	0	S. Atwater	0	0	0	0	1	0	0	0	0	0
A. Freeman	1	1	0	0	0	0	0	0	0	0	T. Davis	1	1	0	0	0	0	0	0	0	0
											T. McKyer	0	0	0	0	0	1	0	0	0	0
											T. Veland	0	0	0	0	1	0	0	0	0	0
TOTAL	2	2	0	0	0	1	1	0	0	0	TOTAL	1	1	0	0	2	2	0	0	0	0

FINAL TEAM STATISTICS													
	PACKERS			BRONCOS				PACKERS			BRONCOS		
TOTAL FIRST DOWNS	21			21			PUNTS Number and Average	4-35.5			4-36.5		
By Rushing	4			14			Had Blocked	0			0		
By Passing	14			5			FGs – PATs Had Blocked	0-0			0-0		
By Penalty	3			2			TOTAL RETURN YARDAGE (Not Including Kickoffs)	17			0		
THIRD DOWN EFFICIENCY	5-14-36%			5-10-50%			No. and Yards Punt Returns	0-0			0-0		
FOURTH DOWN EFFICIENCY	0-1-0%			0-0-0%			No. and Yards Kickoff Returns	6-104			5-95		
TOTAL NET YARDS	350			302			No. and Yards Interception Returns	1-17			1-0		
Total Offensive Plays (inc. times thrown passing)	63			61			PENALTIES Number and Yards	9-59			7-65		
Average gain per offensive play	5.6			5.0			FUMBLES Number and Lost	2-2			1-1		
NET YARDS RUSHING	95			179			TOUCHDOWNS	3			4		
Total Rushing Plays	20			39			Rushing	0			4		
Average gain per rushing play	4.8			4.6			Passing	0			0		
NET YARDS PASSING	255			123			EXTRA POINTS Made-Attempts	3-3			4-4		
Times thrown – yards lost attempting to pass	1-1			0-0			Kicking Made-Attempts	3-3			4-4		
Gross yards passing	256			123			FIELD GOALS Made-Attempts	1-1			1-1		
PASS ATTEMPTS-COMPLETIONS-HAD INTERCEPTED	42-25-1			22-12-1			SAFETIES	0			0		
Average gain per pass play (inc. # thrown passing)	5.9			5.6			FINAL SCORE	24			31		
KICKOFFS Number-In End Zone-Touchbacks	5-0-0			6-0-0			TIME OF POSSESSION	27:35			32:25		

BRONCOS DEFENSIVE STATISTICS																	
(based on unofficial press box statistics)																	
PLAYER	UT	A	TT	S-YDS	I-YDS	PD	FF	FR	PLAYER	UT	A	TT	S-YDS	I-YDS	PD	FF	FR
T. Braxton	6	1	7	0-0	1-0	1	0	0	D. Johnson	1	0	1	0-0	0-0	0	0	0
S. Atwater	6	0	6	1-1	0-0	2	1	0	M. Tanuvasa	1	0	1	0-0	0-0	0	0	0
R. Crockett	6	0	6	0-0	0-0	1	0	0	N. Smith	0	0	0	0-0	0-0	0	0	1
J. Mobley	6	0	6	0-0	0-0	1	0	0	K. Burns	0	0	0	0-0	0-0	0	0	0
B. Romanowski	4	1	5	0-0	0-0	1	0	0	G. Cadrez	0	0	0	0-0	0-0	0	0	0
A. Aldridge	4	0	4	0-0	0-0	0	0	0	D. Dodge	0	0	0	0-0	0-0	0	0	0
D. Gordon	3	0	3	0-0	0-0	0	0	0	R. Hilliard	0	0	0	0-0	0-0	0	0	0
M. Lodish	2	0	2	0-0	0-0	0	0	0	T. McKyer	0	0	0	0-0	0-0	0	0	0
K. Traylor	2	0	2	0-0	0-0	0	0	0	T. Pryce	0	0	0	0-0	0-0	0	0	0
A. Williams	1	1	2	0-0	0-0	0	0	0	TEAM TOTALS	43	3	46	1-1	1-0	7	1	1
H. Hasselbach	1	0	1	0-0	0-0	0	0	0									



# Denver 24, Pittsburgh 21

Sunday, Jan. 11, 1998 • 12:35 p.m. EST • Three Rivers Stadium • Pittsburgh

WEATHER: Sunny, 38°, Wind SW 3 mph • ATTENDANCE: 61,382 • TIME: 2:59

## 1997 AFC Championship Game

The Denver Broncos advanced to their fifth Super Bowl—and their first since 1989—with a 24-21 victory against the Pittsburgh Steelers in the AFC Championship Game in front of 61,382 fans at Three Rivers Stadium. The Broncos became just the fifth Wild Card team to reach to the Super Bowl since the Wild Card format was established in 1970.

Denver quarterback John Elway was intercepted by Levon Kirkland on the game's second play, but the Steelers failed to capitalize when Norm Johnson's 38-yard field goal attempt sailed wide to the left. Denver then got on the board when Davis, who rushed for 139 yards to become the club's all-time postseason rushing leader, capped a 6-play, 72-yard drive with an 8-yard scoring run on its second possession.

Pittsburgh evened the score on its next possession when quarterback Kordell Stewart rushed 33 yards around right end for a touchdown to punctuate a 6-play, 65-yard drive that covered 3:02. The Steelers then broke the tie early in the second quarter when Jerome Bettis powered his way into the end zone from one yard out to put the finishing touches on an 11-play, 68-yard drive that lasted 4:46 and put them ahead 14-7.

The Broncos scored the game's next 17 points and put the game away as the defense held up its end of the bargain down the stretch.

The scoring began with a 43-yard Jason Elam field goal with 8:20 remaining in the first half. After each team punted on its next possession, Denver got the ball back when Ray Crockett intercepted a Stewart bomb in the end zone, setting up a 14-point assault that sent Denver to the locker room ahead 24-14. Elway connected with Howard Griffith for a 15-yard touchdown with 1:47 remaining before finding Ed McCaffrey for a 1-yard touchdown with 13 seconds left in the half.

Denver rode that 24-14 lead into the fourth quarter before the Steelers scored the only points of the second half on a 14-yard Stewart-to-Charles Johnson touchdown pass with 2:46 remaining. But the Broncos succeeded in running out the clock on their final possession and established a new franchise record with their 15th win of the season.

Elway tied Roger Staubach for fourth place on the NFL's all-time list for postseason touchdown passes (24) with his two on the day, and the Broncos' three interceptions tied the franchise postseason record for most in a game. Three different Denver players also registered one sack in the win.

### OFFICIALS:

**Referee** — Ron Blum (7); **Umpire** — Bob Boylston (101); **Head Linesman** — Mark Baltz (26); **Line Judge** — Ron Winter (82); **Back Judge** — Bill Lovett (98); **Side Judge** — Dave Wyant (16); **Field Judge** — Don Hakes (96).

## DENVER BRONCOS

### OFFENSE

**WR** 80 R. Smith  
**LT** 65 G. Zimmerman  
**LG** 69 M. Schlereth  
**C** 66 T. Nalen  
**RG** 75 B. Habib  
**RT** 77 T. Jones  
**TE** 84 S. Sharpe  
**WR** 87 E. McCaffrey  
**QB** 7 J. Elway  
**HB** 30 T. Davis  
**FB** 29 H. Griffith

### DEFENSE

**LE** 90 N. Smith  
**LT** 94 K. Traylor  
**RT** 98 M. Tanuvasa  
**RE** 91 A. Williams  
**WLB** 51 J. Mobley  
**MLB** 57 A. Aldridge  
**SLB** 53 B. Romanowski  
**LCB** 39 R. Crockett  
**RCB** 23 D. Gordon  
**FS** 27 S. Atwater  
**SS** 34 T. Braxton

**BRONCOS SUBSTITUTIONS:** K 1 J. Elam, P 16 T. Rouen, CB 21 R. Hilliard, RB 22 V. Hebron, CB 25 D. Johnson, CB 26 T. McKyer, RB 31 D. Loville, S 32 T. Veland, S 33 D. Dodge, RB 37 A. Lynn, FB 42 D. Smith, LB 56 K. Burns, LB 59 G. Cadrez, G/C 63 D. Diaz-Infante, T 74 H. Swayne, WR 81 P. Jeffers, WR 85 W. Green, TE 86 B. Chamberlain, TE 89 D. Carswell, DT 93 T. Pryce, DE 96 H. Hasselbach, DT 97 M. Lodish. **DID NOT PLAY:** QB 6 B. Brister. **INACTIVE:** QB 8 J. Lewis, LB 50 J. Hesse, LB 58 S. Russ, G 62 D. Neil, T 70 J. Brown, DE 72 E. Jones, WR 88 S. Wilson, DT 99 D. Richie.

## PITTSBURGH STEELERS

### OFFENSE

**WR** 82 Y. Thigpen  
**LT** 65 J. Jackson  
**LG** 77 W. Wolford  
**C** 63 D. Dawson  
**RG** 68 B. Stai  
**RT** 73 J. Strzelczyk  
**TE** 87 M. Bruener  
**WR** 81 C. Johnson  
**QB** 10 K. Stewart  
**FB** 34 T. Lester  
**RB** 36 J. Bettis

### DEFENSE

**LE** 74 N. Harrison  
**NT** 93 J. Steed  
**RE** 76 K. Henry  
**LOLB** 92 J. Gildon  
**LILB** 99 L. Kirkland  
**RILB** 50 E. Holmes  
**ROLB** 54 D. Jones  
**LCB** 30 C. Scott  
**RCB** 37 C. Lake  
**SS** 40 M. Bell  
**FS** 39 M. Perry

**STEELERS SUBSTITUTIONS:** P 4 J. Miller, K 9 N. Johnson, QB 18 M. Tomczak, WR 19 A. Coleman, CB 24 C. Oldham, RB 25 F. McAfee, CB 27 J.B. Brown, DB 29 R. Fuller, FB 38 J. Witman, DB 41 L. Flowers, TE 46 T. Sadowski, LB 51 C. Emmons, LB 53 S. Conley, LB 55 J. Olasvsky, OL 62 T. Myslinski, C 66 J. Sweeney, DE 71 O. Roye, TE 84 K. Botkin, WR 88 C. Hawkins, WR 89 W. Blackwell, DE 96 M. Vrabel, LB 98 O. Gibson. **DID NOT PLAY:** CB 21 D. Woolford. **INACTIVE:** QB 11 M. Quinn, WR 17 C. Marsh, RB 43 G. Jones, T 67 J. Stephens, OL 79 P. Wiggins, WR 83 C. Holliday, LB 95 G. Lloyd, DE 97 R. Manuel.

		1	2	3	4	OT	TOTAL	FIELD GOALS (made ( ) & missed)		
<b>VISITOR</b>	Denver Broncos	7	17	0	0	—	24	J. Elam	(43)	
<b>HOME</b>	Pittsburgh Steelers	7	7	0	7	—	21	N. Johnson	38WL	

Team	Qtr	Clock Time	PLAY DESCRIPTION (Extra Point) (Drive Info)	SCORE Visitor	Home
BRONCOS	1	9:18	T. Davis 8 yd. run (J. Elam, kick) (6-72, 3:15)	7	0
STEELERS	1	6:16	K. Stewart 33 yd. run (N. Johnson, kick) (6-65, 3:02)	7	7
STEELERS	2	12:42	J. Bettis 1 yd. run (N. Johnson, kick) (11-68, 4:46)	7	14
BRONCOS	2	8:20	J. Elam 43 yd. Field Goal (11-45, 4:22)	10	14
BRONCOS	2	1:47	H. Griffith 15 yd. pass from J. Elway (J. Elam, kick) (5-80, 2:53)	17	14
BRONCOS	2	0:13	E. McCaffrey 1 yd. pass from J. Elway (J. Elam, kick) (4-54, 0:30)	24	14
STEELERS	4	2:46	C. Johnson 14 yd. pass from K. Stewart (N. Johnson, kick) (10-79, 2:57)	24	21

### FINAL INDIVIDUAL STATISTICS

Denver Broncos										Pittsburgh Steelers												
RUSHING	ATT	YDS	AVG	LG	TD					RUSHING	ATT	YDS	AVG	LG	TD							
T. Davis	26	139	5.3	43	1					J. Bettis	23	105	4.6	16	1							
J. Elway	2	9	4.5	10	0					K. Stewart	3	44	14.7	33	1							
V. Hebron	2	2	1.0	2	0					F. McAfee	1	12	12.0	12	0							
TOTAL	30	150	5.0	43	1					TOTAL	27	161	6.0	33	2							
PASSING	ATT	CMP	YDS	TKD/YD	TD	LG	IN	Rtg.					PASSING	ATT	CMP	YDS	TKD/YD	TD	LG	IN	Rtg.	
J. Elway	31	18	210	2/15	2	20	1	86.8					K. Stewart	36	18	201	3/8	1	27	3	41.6	
TOTAL	31	18	210	2/15	2	20	1	86.8					TOTAL	36	18	201	3/8	1	27	3	41.6	
PASS RECEIVING	NO		YDS	AVG	LG	TD					PASS RECEIVING	NO		YDS	AVG	LG	TD					
R. Smith	6		87	14.5	20	0					Y. Thigpen	6		92	15.3	27	0					
E. McCaffrey	5		37	7.4	11	1					C. Hawkins	4		30	7.5	9	0					
S. Sharpe	3		49	16.3	18	0					C. Johnson	3		34	11.3	14	1					
H. Griffith	2		26	13.0	15	1					W. Blackwell	2		19	9.5	16	0					
V. Hebron	1		9	9.0	9	0					M. Bruener	1		16	16.0	16	0					
T. Davis	1		2	2.0	2	0					T. Lester	1		7	7.0	7	0					
												J. Bettis	1		3	3.0	3					
TOTAL	18		210	11.7	20	2					TOTAL	18		201	11.2	27	1					
INTERCEPTIONS	NO		YDS	AVG	LG	TD					INTERCEPTIONS	NO		YDS	AVG	LG	TD					
T. Braxton	1		6	6.0	6	0					L. Kirkland	1		0	0.0	0	0					
A. Aldridge	1		0	0.0	0	0																
R. Crockett	1		0	0.0	0	0																
TOTAL	3		6	2.0	6	0					TOTAL	1		0	0.0	0	0					
PUNTING	NO	YDS	AVG	NET	TB	IN20	LG					PUNTING	NO	YDS	AVG	NET	TB	IN20	LG			
T. Rouen	5	157	31.4	27.6	0	1	48					J. Miller	4	168	42.0	37.3	0	0	51			
TOTAL	5	157	31.4	27.6	0	1	48					TOTAL	4	168	42.0	37.3	0	0	51			
PUNT RETURNS	NO	YDS	AVG	FC	LG	TD					PUNT RETURNS	NO	YDS	AVG	FC	LG	TD					
D. Gordon	2	19	9.5	0	19	0					W. Blackwell	1	19	19.0	0	19	0					
(DOWNED)	2	0	0.0	0	—	0					C. Hawkins	0	0	0.0	1	—	0					
												(DOWNED)	2	0	0.0	0	—					
												(OUT OF BOUNDS)	1	0	0.0	0	—					
RETURNS	2	19	9.5	0	19	0					RETURNS	1	19	19.0	1	19	0					
KICKOFF RETURNS	NO	YDS	AVG	FC	LG	TD					KICKOFF RETURNS	NO	YDS	AVG	FC	LG	TD					
V. Hebron	4	69	17.3	0	25	0					W. Blackwell	3	52	17.3	0	24	0					
												J. Witman	1	10	10.0	0	10	0				
												(TOUCHBACK)	1	0	0.0	0	—					
RETURNS	4	69	17.3	0	25	0					RETURNS	4	62	15.5	0	24	0					
Denver Broncos	Fum	Lost	Own Rec.	Yds	TD	FF	Opp. Rec.	Yds	TD	Out Bnds	Pittsburgh Steelers	Fum	Lost	Own Rec.	Yds	TD	FF	Opp. Rec.	Yds	TD	Out Bnds	
T. Davis	1	1	0	0	0	0	0	0	0	0	D. Perry	0	0	0	0	0	1	1	0	0	0	
D. Gordon	1	0	0	0	0	0	0	0	0	0	K. Stewart	1	1	0	0	0	0	0	0	0	0	
R. Crockett	0	0	1	1	0	0	0	0	0	0												
N. Smith	0	0	0	0	0	1	0	0	0	0												
M. Lodish	0	0	0	0	0	0	1	0	0	0												
TOTAL	2	1	1	1	0	1	1	0	0	0	TOTAL	1	1	0	0	0	1	1	0	0	0	

### FINAL TEAM STATISTICS


BRONCOS										BRONCOS									
TOTAL FIRST DOWNS					23					PUNTS Number and Average					5-31.4				
By Rushing					6					Had Blocked					0				
By Passing					15					FGs – PATs Had Blocked					0-0				
By Penalty					2					TOTAL RETURN YARDAGE (Not Including Kickoffs)					25				
THIRD DOWN EFFICIENCY					8-14-57%					No. and Yards Punt Returns					2-19				
FOURTH DOWN EFFICIENCY					0-0-0%					No. and Yards Kickoff Returns					4-69				
TOTAL NET YARDS					345					No. and Yards Interception Returns					3-6				
Total Offensive Plays (inc. times thrown passing)					63					PENALTIES Number and Yards					4-21				
Average gain per offensive play					5.5					FUMBLES Number and Lost					2-1				
NET YARDS RUSHING					150					TOUCHDOWNS					3				
Total Rushing Plays					30					Rushing					2				
Average gain per rushing play					5.0					Passing					1				
NET YARDS PASSING					195					EXTRA POINTS Made-Attempts					3-3				
Times thrown – yards lost attempting to pass					2-15					Kicking Made-Attempts					3-3				
Gross yards passing					210					FIELD GOALS Made-Attempts					1-1				
PASS ATTEMPTS-COMPLETIONS-HAD INTERCEPTED					31-18-1					SAFETIES					0				
Average gain per pass play (inc. # thrown passing)					5.9					FINAL SCORE					24				
KICKOFFS Number-In End Zone-Touchbacks					5-1-1					TIME OF POSSESSION					30:01				
					4-0-0										29:59				

### BRONCOS DEFENSIVE STATISTICS

(based on unofficial press box statistics)

PLAYER	UT	A	TT	S-YDS	I-YDS	PD	FF	FR	PLAYER	UT	A	TT	S-YDS	I-YDS	PD	FF	FR
R. Crockett	8	0	8	1-1	1-0	2	0	0	R. Hilliard	1	1	2	0-0	0-0	0	0	0
T. Braxton	3	5	8	0-0	1-6	3	0	0	M. Tanuvasa	1	1	2	0-0	0-0	0	0	0
A. Aldridge	4	1	5	0-0	1-0	1	0	0	K. Traylor	1	1	2	1-1	0-0	1	0	0
D. Gordon	4	1	5	0-0	0-0	1	0	0	G. Cadrez	0	1	1	0-0	0-0	0	0	0
J. Mobley	4	1	5	0-0	0-0	1	0	0	T. Pryce	0	1	1	0-0	0-0	0	0	0
A. Williams	3	2	5	0-0	0-0	0	0	0	K. Burns	0	0	0	0-0	0-0	0	0	0
B. Romanowski	3	1	4	0-0	0-0	0	0	0	M. Lodish	0	0	0	0-0	0-0	0	1	0
S. Atwater	2	2	4	0-0	0-0	1	0	0	D. Dodge	0	0	0	0-0	0-0	0	0	0
N. Smith	2	1	3	1-6	0-0	0	0	1	T. McKyer	0	0	0	0-0	0-0	0	0	0
H. Hasselbach	1	2	3	0-0	0-0	0	0	0	<b>TEAM TOTALS</b>	<b>39</b>	<b>21</b>	<b>60</b>	<b>3-8</b>	<b>3-6</b>	<b>10</b>	<b>1</b>	<b>1</b>
D. Johnson	2	0	2	0-0	0-0	0	0	0									





# Denver 14, Kansas City 10

Sunday, Jan. 4, 1998 • 3 p.m. CST • Arrowhead Stadium • Kansas City, Mo.

WEATHER: Overcast, 32° (wind chill 26°), Wind NW 6 mph • ATTENDANCE: 76,965 • TIME: 2:59

## 1997 AFC Divisional Playoff Game

The Denver Broncos posted their first road playoff win in 11 years—and only the second in franchise history—with a 14-10 victory against Kansas City in front of 76,965 fans at Arrowhead Stadium. Denver advanced to its first AFC Championship Game since 1991 on the strength of two Terrell Davis touchdowns, which tied the franchise postseason record for the second week in a row, and a defensive effort that limited the Chiefs to just 10 points that tied for the fewest allowed in club playoff history.

Davis broke a scoreless tie late in the second quarter, plowing into the end zone from one yard out to give Denver a 7-0 lead with 1:56 remaining in the half to cap an 8-play, 65-yard drive that covered 4:51 on the clock. Key to the drive was a 17-yard John Elway completion to Rod Smith on third-and-7 that gave the Broncos a first down at the Kansas City 4-yard line.

The Chiefs, limited to 58 yards of total offense in the first half, came out strong in the third quarter, moving the ball to the Denver 6-yard line before settling for a 20-yard Pete Stoyanovich field goal. Kansas City struck again late in the quarter when Elvis Grbac found tight end Tony Gonzalez in the back of the end zone for a 12-yard score, marking the Chiefs' only touchdown.

Denver, however, answered on its ensuing possession by driving 49 yards in six plays for what proved to be the game-winning touchdown. The key play of the drive was a 43-yard Elway-to-Ed McCaffrey completion on third-and-5 from the Chiefs' 44-yard line that gave Denver a first down at the Kansas City 1-yard line.

After two unsuccessful attempts from close range, Davis muscled his way through the middle of the Chiefs' line for his second touchdown of the day and the fifth of his career in the postseason to establish a franchise record.

Kansas City had possession three more times in the game but was turned back each occasion by the Broncos' defense after reaching Denver's 31 (punt), their own 36 (punt) and the Broncos' 20-yard line with 0:19 left (downs). The final play was a pass to the end zone on fourth-and-2 that was knocked down by Darrien Gordon, ending the Chiefs' hopes and propelling Denver to the AFC title game.

Elway, with 170 passing yards, moved into second place in NFL postseason history in that category. He surpassed both Terry Bradshaw (3,833) and Jim Kelly (3,863) to finish the day at 3,940 career passing yards in the playoffs.

### OFFICIALS:

**Referee** — Jerry Markbreit (9); **Umpire** — Bob Wagner (100); **Head Linesman** — Terry Gierke (72); **Line Judge** — Walt Anderson (66); **Back Judge** — Al Jury (106); **Side Judge** — Mike Pereira (77); **Field Judge** — Bill Schmitz (122).

## DENVER BRONCOS

### OFFENSE

**WR** 80 R. Smith  
**LT** 65 G. Zimmerman  
**LG** 69 M. Schlereth  
**C** 66 T. Nalen  
**RG** 75 B. Habib  
**RT** 77 T. Jones  
**TE** 84 S. Sharpe  
**WR** 87 E. McCaffrey  
**QB** 7 J. Elway  
**HB** 30 T. Davis  
**FB** 29 H. Griffith

### DEFENSE

**LE** 90 N. Smith  
**LT** 94 K. Traylor  
**RT** 98 M. Tanuvasa  
**RE** 91 A. Williams  
**WLB** 51 J. Mobley  
**MLB** 57 A. Aldridge  
**SLB** 53 B. Romanowski  
**LCB** 39 R. Crockett  
**RCB** 23 D. Gordon  
**FS** 27 S. Atwater  
**SS** 34 T. Braxton

**BRONCOS SUBSTITUTIONS:** K 1 J. Elam, P 16 T. Rouen, CB 21 R. Hilliard, RB 22 V. Hebron, CB 25 D. Johnson, CB 26 T. McKyer, RB 31 D. Loville, S 32 T. Veland, S 33 D. Dodge, RB 37 A. Lynn, FB 42 D. Smith, LB 56 K. Burns, LB 59 G. Cadrez, G/C 63 D. Diaz-Infante, T 74 H. Swayne, WR 81 P. Jeffers, WR 85 W. Green, TE 86 B. Chamberlain, TE 89 D. Carswell, DT 93 T. Pryce, DE 96 H. Hasselbach, DT 97 M. Lodish. **DID NOT PLAY:** QB 6 B. Brister. **INACTIVE:** QB 8 J. Lewis, LB 50 J. Hesse, LB 58 S. Russ, G 62 D. Neil, T 70 J. Brown, DE 72 E. Jones, WR 88 S. Wilson, DT 99 D. Richie.

## KANSAS CITY CHIEFS

### OFFENSE

**SE** 89 A. Rison  
**LT** 69 J. Criswell  
**LG** 79 D. Szott  
**C** 61 T. Grunhard  
**RG** 68 W. Shields  
**RT** 62 G. Parker  
**TE** 48 T. Popson  
**FL** 80 L. Dawson  
**QB** 11 E. Grbac  
**FB** 38 K. Anders  
**HB** 27 G. Hill

### DEFENSE

**LT** 99 V. Booker  
**RT** 75 J. Phillips  
**RE** 92 D. Williams  
**LLB** 58 D. Thomas  
**ILB** 53 W. Simmons  
**MLB** 59 D. Edwards  
**RLB** 50 A. Davis  
**LCB** 34 D. Carter  
**RCB** 40 J. Hasty  
**SS** 25 R. Tongue  
**FS** 21 J. Woods

**CHIEFS SUBSTITUTIONS:** P 5 L. Aguiar, K 10 P. Stoyanovich, CB 29 M. McMillian, FB 30 D. Bennett, RB 32 M. Allen, CB 45 B. Brooks, S 47 T. Scott, FB 49 T. Richardson, LB 51 G. Manusky, LB 54 T. Simien, G 64 R. Tamm, DT 71 T. Barndt, T 74 S. Wallace, DE 77 P. McDaniels, TE 82 D. Walker, WR 83 D. Hughes, WR 84 J. Horn, WR 87 T. Vanover, TE 88 T. Gonzalez, LB 90 T. Wooden, DE 93 J. Browning. **DID NOT PLAY:** QB 12 R. Gannon, DT 95 M. Dean Perry. **INACTIVE:** QB 8 B. Tolliver, RB 17 P. Barnes, CB 44 D. Anderson, C 65 J. Smith, T 70 M. Spears, T 72 N. Parks, WR 81 K. Lockett, DT 91 T. Parten.

		1	2	3	4	OT	TOTAL	FIELD GOALS (made ( ) & missed)	
<b>VISITOR</b>	Denver Broncos	0	7	0	7	—	14		
<b>HOME</b>	Kansas City Chiefs	0	0	10	0	—	10	P. Stoyanovich 44WL (20)	
Team	Qtr	Clock Time	PLAY DESCRIPTION (Extra Point) (Drive Info)					SCORE	
								Visitor	Home
BRONCOS	2	1:56	T. Davis 1 yd. run (J. Elam, kick) (8-65, 4:51)					7	0
CHIEFS	3	9:42	P. Stoyanovich 20 yd. Field Goal (11-67, 5:18)					7	3
CHIEFS	3	0:10	T. Gonzalez 12 yd. pass from E. Grbac (P. Stoyanovich, kick) (4-65, 1:35)					7	10
BRONCOS	4	12:32	T. Davis 1 yd. run (J. Elam, kick) (6-49, 2:38)					14	10

### FINAL INDIVIDUAL STATISTICS

Denver Broncos											Kansas City Chiefs														
RUSHING	ATT	YDS	AVG	LG	TD						RUSHING	ATT	YDS	AVG	LG	TD									
T. Davis	25	101	4.0	41	2						M. Allen	12	37	3.1	14	0									
H. Griffith	4	9	2.3	4	0						E. Grbac	4	22	5.5	11	0									
D. Loville	2	0	0.0	3	0						K. Anders	3	9	3.0	6	0									
J. Elway	1	-1	-1.0	-1	0						D. Bennett	3	4	1.3	8	0									
											L. Aguiar	1	3	3.0	3	0									
											G. Hill	1	2	2.0	2	0									
TOTAL	32	109	3.4	41	2						TOTAL	24	77	3.2	14	0									
PASSING	ATT	CMP	YDS	TKD/	YD	TD	LG	IN	Rtg.						PASSING	ATT	CMP	YDS	TKD/	YD	TD	LG	IN	Rtg.	
J. Elway	19	10	170	1/7	0	43	0	83.2						E. Grbac	37	24	260	4/34	1	50	0	94.4			
TOTAL	19	10	170	1/7	0	43	0	83.2						TOTAL	37	24	260	4/34	1	50	0	94.4			
PASS RECEIVING			NO	YDS	AVG	LG	TD						PASS RECEIVING			NO	YDS	AVG	LG	TD					
E. McCaffrey			3	56	18.7	43	0						A. Rison			8	110	13.8	34	0					
S. Sharpe			2	33	16.4	22	0						T. Popson			5	26	5.2	13	0					
R. Smith			2	19	9.5	17	0						T. Gonzalez			3	26	8.7	12	1					
D. Carswell			1	26	26.0	26	0						L. Dawson			2	20	10.0	12	0					
W. Green			1	19	19.0	19	0						K. Anders			2	4	2.0	3	0					
T. Davis			1	17	17.0	17	0						J. Horn			1	50	50.0	50	0					
													D. Hughes			1	13	13.0	13	0					
													M. Allen			1	8	8.0	8	0					
													T. Vanover			1	3	3.0	3	0					
TOTAL			10	170	17.0	43	0						TOTAL			24	260	10.8	50	1					
INTERCEPTIONS			NO	YDS	AVG	LG	TD						INTERCEPTIONS			NO	YDS	AVG	LG	TD					
TOTAL			0	0	0.0	—	0						TOTAL			0	0	0.0	—	0					
PUNTING	NO	YDS	AVG	NET	TB	IN20	LG						PUNTING	NO	YDS	AVG	NET	TB	IN20	LG					
T. Rouen	6	217	36.2	31.2	1	2	51						L. Aguiar	5	232	46.4	39.2	0	2	62					
TOTAL	6	217	36.2	31.2	1	2	51						TOTAL	5	232	46.4	39.2	0	2	62					
PUNT RETURNS	NO	YDS	AVG	FC	LG	TD						PUNT RETURNS	NO	YDS	AVG	FC	LG	TD							
D. Gordon	1	36	36.0	1	36	0						T. Vanover	1	10	10.0	1	10	0							
(DOWNED)	3	0	0.0	0	—	0						(DOWNED)	3	0	0.0	0	—	0							
												(TOUCHBACK)	1	0	0.0	0	—	0							
RETURNS	1	36	36.0	1	36	0						RETURNS	1	10	10.0	1	10	0							
KICKOFF RETURNS	NO	YDS	AVG	FC	LG	TD						KICKOFF RETURNS	NO	YDS	AVG	FC	LG	TD							
V. Hebron	2	51	25.5	0	28	0						T. Vanover	3	69	23.0	0	25	0							
D. Loville	1	20	20.0	0	20	0																			
RETURNS	3	71	23.7	0	28	0						RETURNS	3	69	23.0	0	25	0							
Denver Broncos	Fum	Lost	Own	Yds	TD	FF	Rec.	Yds	TD	Out	Bnds	Kansas City Chiefs	Fum	Lost	Own	Yds	TD	FF	Rec.	Yds	TD	Out	Bnds		
T. Davis	2	0	2	0	0	0	0	0	0	0	0	D. Williams	0	0	0	0	0	1	0	0	0	0	0		
A. Lynn	0	0	0	0	0	1	0	0	0	0	0	T. Vanover	1	0	1	0	0	0	0	0	0	0	0		
J. Elway	1	1	0	0	0	0	0	0	0	0	0	J. Woods	0	0	0	0	0	1	0	0	0	0	0		
N. Smith	0	0	0	0	0	1	0	0	0	0	0	A. Davis	0	0	0	0	0	0	1	0	0	0	0		
D. Loville	1	1	0	0	0	0	0	0	0	0	0	E. Grbac	1	0	0	0	0	0	0	0	0	0	0		
												G. Parker	0	0	1	0	0	0	0	0	0	0	0		
												J. Brownring	0	0	0	0	0	1	0	0	0	0	0		
												R. Tongue	0	0	0	0	0	1	0	0	0	0	0		
TOTAL	4	2	2	0	0	2	0	0	0	0	0	TOTAL	2	0	2	0	0	3	2	0	0	0	0		

### FINAL TEAM STATISTICS

	BRONCOS		CHIEFS			BRONCOS		CHIEFS	
TOTAL FIRST DOWNS	16		18		PUNTS Number and Average	6-36.2		5-46.4	
By Rushing	6		4		Had Blocked	0		0	
By Passing	7		10		FGs – PATs Had Blocked	0-0		0-0	
By Penalty	4		4		TOTAL RETURN YARDAGE (Not Including Kickoffs)	36		10	
THIRD DOWN EFFICIENCY	5-11-45%		5-15-33%		No. and Yards Punt Returns	1-36		1-10	
FOURTH DOWN EFFICIENCY	0-0-0%		1-3-33%		No. and Yards Kickoff Returns	3-71		3-69	
TOTAL NET YARDS	272		303		No. and Yards Interception Returns	0-0		0-0	
Total Offensive Plays (inc. times thrown passing)	52		65		PENALTIES Number and Yards	8-64		7-65	
Average gain per offensive play	5.2		4.7		FUMBLES Number and Lost	4-2		2-0	
NET YARDS RUSHING	109		77		TOUCHDOWNS	2		1	
Total Rushing Plays	32		24		Rushing	2		0	
Average gain per rushing play	3.4		3.2		Passing	0		1	
NET YARDS PASSING	163		226		EXTRA POINTS Made-Attempts	2-2		1-1	
Times thrown – yards lost attempting to pass	1-7		4-34		Kicking Made-Attempts	2-2		1-1	
Gross yards passing	170		260		FIELD GOALS Made-Attempts	0-0		0-2	
PASS ATTEMPTS-COMPLETIONS-HAD INTERCEPTED	19-10-0		37-24-0		SAFETIES	0		0	
Average gain per pass play (inc. # thrown passing)	8.2		5.5		FINAL SCORE	14		10	
KICKOFFS Number-In End Zone-Touchbacks	3-0-0		3-1-0		TIME OF POSSESSION	28:54		31:06	



# Denver 42, Jacksonville 17

Saturday, Dec. 27, 1997 • 2:05 p.m. MST • Mile High Stadium • Denver

Weather: Partly Cloudy, 44° (wind chill 19°), Wind N 30 mph • Attendance: 74,481 • Time: 3:02

## 1997 AFC Wild Card Playoff Game

The Denver Broncos advanced to the AFC Divisional Playoff Round by literally running the Jacksonville Jaguars out of town as they piled up a club postseason-record 310 rushing yards en route to a 42-17 victory in front of 74,481 fans at Mile High Stadium. Denver set numerous team postseason records during the contest, including new standards for rushing attempts (49), total yards (511), points in a quarter (21; 4th qtr.), total points (42), first downs (28), rushing first downs (18) and third-down efficiency (75%), while the 237 yards allowed by the defense was the second-lowest total in Denver's 21-game playoff history.

The Broncos scored touchdowns on each of their first three possessions, racking up a 21-0 lead on 32 offensive plays during which time the Jaguars ran only six plays. Terrell Davis capped Denver's opening drive with a 2-yard touchdown run, and Rod Smith punctuated the next drive when he reeled in a 43-yard touchdown pass from John Elway. The lead was increased to 21-0 when Davis—who set franchise postseason records for rushing attempts (31), rushing yards (184) and longest run from scrimmage (59) before leaving in the third quarter with bruised ribs—tied the franchise records for rushing touchdowns and total touchdowns in a postseason game with his second of the day.

The Jaguars answered by scoring the game's next 17 points. Jacksonville scored on a 1-yard Natrone Means touchdown run in the second quarter, a 38-yard Mike Hollis field goal early in the third quarter and a blocked punt by safety Travis Davis, who returned it 29 yards for a touchdown to pull the Jaguars to within 21-17 with 9:16 left in the third quarter.

But the Broncos dominated from there as Derek Loville took over for the injured Davis and slashed his way to 103 yards (second most by a Bronco in the postseason) on 11 attempts and scored two fourth-quarter touchdowns on runs of 25 and eight yards to tie the club touchdown record already achieved in the game by Davis. Vaughn Hebronn then got into the act, scoring Denver's fifth rushing touchdown of the day on a 6-yard run with 1:11 remaining to push the lead to its final margin of 42-17. With Davis' 184 rushing yards and Loville's 103, Denver became just the third team in NFL postseason history to boast two 100-yard rushers in the same game. Additionally, Denver's 40:59 possession time and its 310 rushing yards both were the fifth-highest totals recorded in an NFL playoff game.

### OFFICIALS:

Referee — Bernie Kukar (86); Umpire — Jeff Rice (44); Head Linesman — John Schleyer (21); Line Judge — Tom Barnes (55); Back Judge — Tom Sifferman (118); Side Judge — Doug Toole (4); Field Judge — Bill Leavy (127).

## DENVER BRONCOS

### OFFENSE

WR	80	R. Smith
LT	65	G. Zimmerman
LG	69	M. Schlereth
C	66	T. Nalen
RG	75	B. Habib
RT	77	T. Jones
TE	84	S. Sharpe
WR	87	E. McCaffrey
QB	7	J. Elway
RB	30	T. Davis
FB	29	H. Griffith

### DEFENSE

LE	90	N. Smith
LT	94	K. Traylor
RT	98	M. Tanuvasa
RE	91	A. Williams
WLB	51	J. Mobley
MLB	57	A. Aldridge
SLB	53	B. Romanowski
LCB	39	R. Crockett
RCB	23	D. Gordon
FS	27	S. Atwater
SS	34	T. Braxton

**BRONCOS SUBSTITUTIONS:** K 1 J. Elam, QB 6 B. Brister, P 16 T. Rouen, CB 21 R. Hilliard, RB 22 V. Hebron, CB 25 D. Johnson, CB 26 T. McKeyer, RB 31 D. Loville, S 32 T. Veland, S 33 D. Dodge, RB 37 A. Lynn, FB 42 D. Smith, LB 56 K. Burns, LB 59 G. Cadrez, G 63 D. Diaz-Infante, T 74 H. Swayne, WR 81 P. Jeffers, WR 85 W. Green, TE 86 B. Chamberlain, TE 89 D. Carswell, DT 93 T. Pryce, DE 96 H. Hasselbach, DT 97 M. Lodish. **INACTIVE:** QB 8 J. Lewis, LB 50 J. Hesse, LB 58 S. Russ, C/G 62 D. Neil, T 70 J. Brown, DE 72 E. Jones, WR 88 S. Wilson, DT 99 D. Richie.

## JACKSONVILLE JAGUARS

### OFFENSE

WR	82	J. Smith
LT	71	T. Boselli
LG	62	B. Coleman
C	79	D. Widell
RG	76	R. Tylski
RT	72	L. Searcy
TE	83	P. Mitchell
WR	87	K. McCardell
QB	8	M. Brunell
RB	20	N. Means
TE	88	D. Jones

### DEFENSE

LE	56	J. Lageman
LT	97	R. Wynn
RT	93	E. Tualo
RE	96	C. Simmons
SLB	51	K. Hardy
MLB	58	B. Schwartz
WLB	50	E. Robinson
LCB	41	D. Thomas
RCB	27	D. Figures
SS	45	T. Davis
FS	37	C. Hudson

**JAGUARS SUBSTITUTIONS:** K 1 M. Hollis, P 4 B. Barker, CB 21 A. Beasley, RB 23 R. Jordan, CB 26 K. Devine, S 28 D. Hall, DB 32 M. Logan, RB 33 J. Stewart, FB 49 T. Hallock, LB 52 B. Boyer, LB 54 J. Hamilton, LB 57 J. Kopp, G/T 67 J. Novak, WR 80 W. Jackson, WR 81 W. Moore, WR 84 R. Barlow, TE 85 R. Griffith, DE 90 T. Brackens, DT 91 S. Payne, DT 95 J. White, DE 99 J. Smeenge. **DO NOT PLAY:** QB 11 R. Johnson, G/T 78 T. Fordham. **INACTIVE:** QB 16 S. Matthews, CB 25 C. Anderson, S 29 R. Parker, FB 31 D. Shelton, G 68 M. Nori, G 73 B. DeMarco, TE 86 D. Brown, DE 98 J. Threats.

		1	2	3	4	OT	TOTAL	FIELD GOALS (made ( ) & missed)	
VISITOR	Jacksonville Jaguars	0	7	10	0	—	17	M. Hollis	(38)
HOME	Denver Broncos	14	7	0	21	—	42		

Team	Qtr	Clock Time	PLAY DESCRIPTION (Extra Point) (Drive Info)	SCORE Visitor	SCORE Home
BRONCOS	1	7:39	T. Davis 2 yd. run (J. Elam, kick) (15-73, 7:21)	0	7
BRONCOS	1	2:37	R. Smith 43 yd. pass from J. Elway (J. Elam, kick) (6-60, 4:07)	0	14
BRONCOS	2	10:46	T. Davis 5 yd. run (J. Elam, kick) (11-92, 5:16)	0	21
JAGUARS	2	5:09	N. Means 1 yd. run (M. Hollis, kick) (9-79, 5:37)	7	21
JAGUARS	3	13:33	M. Hollis 38 yd. Field Goal (4-7, 1:27)	10	21
JAGUARS	3	9:16	T. Davis 29 yd. blocked punt return (M. Hollis, kick)	17	21
BRONCOS	4	13:21	D. Loville 25 yd. run (J. Elam, kick) (2-48, 0:37)	17	28
BRONCOS	4	3:43	D. Loville 8 yd. run (J. Elam, kick) (10-80, 5:28)	17	35
BRONCOS	4	1:11	V. Hebron 6 yd. run (J. Elam, kick) (2-9, 0:49)	17	42

FINAL INDIVIDUAL STATISTICS																								
Jacksonville Jaguars											Denver Broncos													
RUSHING	ATT	YDS	AVG	LG	TD						RUSHING	ATT	YDS	AVG	LG	TD								
N. Means	10	40	4.0	14	1						T. Davis	31	184	5.9	59	2								
J. Stewart	1	6	6.0	6	0						D. Loville	11	103	9.4	44	2								
M. Brunell	3	4	1.3	5	0						V. Hebron	6	23	3.8	6	1								
											J. Elway	1	0	0.0	0	0								
TOTAL	14	50	3.6	14	1						TOTAL	49	310	6.3	59	5								
PASSING	ATT	CMP	YDS	TKD/ YD	TD	LG	IN	Rtg.						PASSING	ATT	CMP	YDS	TKD/ YD	TD	LG	IN	Rtg.		
M. Brunell	32	18	203	3/16	0	37	1	62.4						J. Elway	24	16	223	3/22	1	43	0	110.2		
TOTAL	32	18	203	3/16	0	37	1	62.4						TOTAL	24	16	223	3/22	1	43	0	110.2		
PASS RECEIVING			NO	YDS	AVG	LG	TD						PASS RECEIVING			NO	YDS	AVG	LG	TD				
K. McCardell			6	55	9.2	20	0						T. Davis			4	11	2.8	6	0				
J. Smith			6	55	9.2	16	0						R. Smith			3	99	33.0	43	1				
J. Stewart			3	46	15.3	26	0						E. McCaffrey			2	33	16.5	25	0				
D. Jones			1	37	37.0	37	0						W. Green			2	32	16.0	22	0				
P. Mitchell			1	7	7.0	7	0						S. Sharpe			2	29	14.5	23	0				
N. Means			1	3	3.0	3	0						H. Griffith			2	9	4.5	8	0				
													D. Loville			1	10	10.0	10	0				
TOTAL			18	203	12.7	37	0						TOTAL			16	223	13.9	43	1				
INTERCEPTIONS			NO	YDS	AVG	LG	TD						INTERCEPTIONS			NO	YDS	AVG	LG	TD				
													D. Gordon			1	0	0.0	0	0				
TOTAL			0	0	0.0	—	0						TOTAL			1	0	0.0	0	0				
PUNTING	NO	YDS	AVG	NET	TB	IN20	LG						PUNTING	NO	YDS	AVG	NET	TB	IN20	LG				
B. Barker	4	118	29.5	26.0	0	1	35						T. Rouen	2	99	49.5	47.0	0	1	53				
													(BLOCKED)	1	0	0.0	0.0	0	0	0				
TOTAL	4	118	29.5	26.0	0	1	35						TOTAL	3	99	33.0	31.3	0	1	53				
PUNT RETURNS	NO	YDS	AVG	FC	LG	TD						PUNT RETURNS	NO	YDS	AVG	FC	LG	TD						
R. Barlow	1	5	5.0	0	5	0						D. Gordon	1	14	14.0	0	14	0						
(DOWNED)	1	0	0.0	0	—	0						(DOWNED)	1	0	0.0	0	—	0						
												(OUT OF BOUNDS)	2	0	0.0	0	—	0						
RETURNS	1	5	5.0	0	5	0						RETURNS	1	14	14.0	0	14	0						
KICKOFF RETURNS	NO	YDS	AVG	FC	LG	TD						KICKOFF RETURNS	NO	YDS	AVG	FC	LG	TD						
R. Barlow	3	118	39.3	0	58	0						V. Hebron	3	87	29.0	0	51	0						
M. Logan	3	44	14.7	0	18	0						(TOUCHBACK)	1	0	0.0	0	—	0						
T. Hallock	1	6	6.0	0	6	0																		
D. Jones	0	-2	-2.0	0	-2	0																		
RETURNS	7	166	23.7	0	58	0						RETURNS	3	87	29.0	0	51	0						
Jacksonville Jaguars	Own	Fumbles	Fum	Lost	Rec.	Yds	TD	Opp. Rec.	Yds	TD	Out Bnds	Denver Broncos	Own	Fumbles	Fum	Lost	Rec.	Yds	TD	Opp. Rec.	Yds	TD	Out Bnds	
C. Simmons	0	0	0	0	0	1	0	0	0	0	0	J. Elway	3	2	1	-10	0	0	0	0	0	0	0	
C. Hudson	0	0	0	0	0	1	0	0	0	0	0	A. Aldridge	0	0	0	0	0	0	1	0	0	0	0	
R. Wynn	0	0	0	0	0	0	1	0	0	0	0													
M. Brunell	1	1	0	0	0	0	0	0	0	0	0													
D. Thomas	0	0	0	0	0	0	1	0	0	0	0													
TOTAL	1	1	0	0	0	2	2	0	0	0	0	TOTAL	3	2	1	-10	0	0	1	0	0	0	0	

FINAL TEAM STATISTICS																					
JAGUARS					BRONCOS																
TOTAL FIRST DOWNS					14					28					PUNTS Number and Average	4-29.5					3-33
By Rushing					3					18					Had Blocked	0					1
By Passing					9					8					FGs – PATs Had Blocked	0-0					0-0
By Penalty					2					2					TOTAL RETURN YARDAGE (Not Including Kickoffs)	5					14
THIRD DOWN EFFICIENCY					3-10-30%					12-16-75%					No. and Yards Punt Returns	1-5					1-14
FOURTH DOWN EFFICIENCY					0-1-0%					1-1-100%					No. and Yards Kickoff Returns	7-166					3-87
TOTAL NET YARDS					237					511					No. and Yards Interception Returns	0-0					1-0
Total Offensive Plays (inc. times thrown passing)					49					76					PENALTIES Number and Yards	9-54					9-94
Average gain per offensive play					4.8					6.7					FUMBLES Number and Lost	1-1					3-2
NET YARDS RUSHING					50					310					TOUCHDOWNS	3					6
Total Rushing Plays					14					49					Rushing	1					5
Average gain per rushing play					3.6					6.3					Passing	0					1
NET YARDS PASSING					187					201					Other (Blocked Kicks, etc.)	2					0
Times thrown – yards lost attempting to pass					3-16					3-22					EXTRA POINTS Made-Attempts	2-2					6-6
Gross yards passing					203					223					Kicking Made-Attempts	2-2					6-6
PASS ATTEMPTS-COMPLETIONS-HAD INTERCEPTED					32-18-1					24-16-0					FIELD GOALS Made-Attempts	1-1					0-0
Average gain per pass play (inc. # thrown passing)					5.3					7.4					SAFETIES	0					0
KICKOFFS Number-In End Zone-Touchbacks					4-1-1					7-0-0					FINAL SCORE	17					42
															TIME OF POSSESSION	19:01					40:55

BRONCOS DEFENSIVE STATISTICS																		
(based on unofficial press box statistics)																		
PLAYER	UT	A	TT	S-YDS	I-YDS	PD	FF	FR	PLAYER	UT	A	TT	S-YDS	I-YDS	PD	FF	FR	
J. Mobley	4	2	6	0-0	0-0	0	0	0	R. Crockett	1	0	1	0-0	0-0	0	0	0	
D. Gordon	5	0	5	1-8	1-0	0	0	0	T. Pryce	1	0	1	1-0	0-0	0	0	0	
B. Romanowski	3	1	4	0-0	0-0	0	0	0	A. Williams	1	0	1	0-0	0-0	0	0	0	
K. Tryalor	3	1	4	0-0	0-0	1	0	0	H. Hasselbach	0	1	1	0-0	0-0	0	0	0	
N. Smith	2	1	3	0-0	0-0	1	0	0	K. Burns	0	0	0	0-0	0-0	0	0	0	
G. Cadrez	2	0	2	0-0	0-0	0	0	0	D. Johnson	0	0	0	0-0	0-0	1	0	0	
M. Tanuvasa	1	1	2	1-8	0-0	0	0	0	M. Lodish	0	0	0	0-0	0-0	0	0	0	
S. Atwater	0	2	2	0-0	0-0	2	0	0	T. McKyer	0	0	0	0-0	0-0	0	0	0	
A. Aldridge	1	0	1	0-0	0-0	0	1	0	T. Veland	0	0	0	0-0	0-0	0	0	0	
T. Braxton	1	0	1	0-0	0-0	0	0	0	TEAM TOTALS	25	9	34	3-16	1-0	9	1	0	



# Jacksonville 30, Denver 27

Saturday, Jan. 4, 1997 • 2:05 p.m. MST • Mile High Stadium • Denver

WEATHER: Sunny, 46°, Wind NW 15 mph • ATTENDANCE: 75,678 • TIME: 3:02

## 1996 AFC Divisional Playoff Game

The Denver Broncos' most successful season since 1991 came to a surprising end at the hands of the Jacksonville Jaguars with a 30-27 loss in an AFC Divisional Playoff Game in front of 75,678 stunned fans at Mile High Stadium.

The loss was Denver's first of the season at home and only its second ever at home in the postseason.

The contest began on a promising note for the Broncos as they scored on two of their first three possessions to take a 12-0 lead into the second quarter. First, Vaughn Hebronn scored his first-ever postseason touchdown on a 1-yard plunge on fourth down. During that drive, Terrell Davis set a franchise record for the longest postseason run with a 47-yard scamper. On Denver's next possession, Shannon Sharpe hauled in an 18-yard touchdown from John Elway to produce the 12-point lead.

The Jaguars proceeded to score on five unanswered possessions (three field goals and two touchdowns) to take a 23-12 lead at the 10:51 mark of the fourth quarter.

The Broncos responded with a 9-play, 57-yard drive that was capped by a 2-yard touchdown run by Davis, who then tacked on the two-point conversion himself to cut the deficit to 3, 23-20. But then Mark Brunell connected with Jimmy Smith for a touchdown on a critical third-and-5 play at the Broncos' 16-yard line with 3:39 remaining in the game to restore a 10-point advantage.

The Broncos again pulled to within three points when Elway found Ed McCaffrey in the end zone for a 15-yard touchdown with 1:50 left, but Denver's magic ran out as the Jaguars held on for the 30-27 win.

During the contest, Elway, who played in his franchise-record 15th postseason game, passed Terry Bradshaw for fourth place on the all-time NFL postseason list for pass attempts. He finished the day with 226 yards on 25-of-38 passing with two touchdowns. Davis gained 91 yards on the ground with one touchdown and safety Tyrone Braxton led the Broncos with 11 tackles on defense, but those efforts were not enough to overcome Jacksonville's onslaught.

Natrone Means, who led Jacksonville's 203-yard rushing attack, totaled 140 yards on 21 carries (6.7 avg.). Brunell added 44 more yards on seven rushes and completed 18-of-29 (62.1%) passes for 245 yards with two touchdowns for the Jaguars, who posted 443 yards of total offense.

### OFFICIALS:

**Referee** — Red Cashion (43); **Umpire** — Art Demmas (78); **Line Judge** — Byron Boston (18); **Side Judge** — Laird Hayes (125); **Head Linesman** — Sid Semon (109); **Back Judge** — Tim Mills (80); **Field Judge** — John Robison (46).

## DENVER BRONCOS

### OFFENSE

<b>WR</b> 83	A. Miller
<b>LT</b> 65	G. Zimmerman
<b>LG</b> 69	M. Schlereth
<b>C</b> 66	T. Nalen
<b>RG</b> 75	B. Habib
<b>RT</b> 76	B. Thompson
<b>TE</b> 84	S. Sharpe
<b>WR</b> 87	E. McCaffrey
<b>QB</b> 7	J. Elway
<b>HB</b> 30	T. Davis
<b>FB</b> 29	A. Craver

### DEFENSE

<b>LE</b> 90	D. Williams
<b>LT</b> 97	M. Lodish
<b>RT</b> 95	M. Perry
<b>RE</b> 91	A. Williams
<b>WLB</b> 51	J. Mobley
<b>MLB</b> 57	A. Aldridge
<b>SLB</b> 53	B. Romanowski
<b>LCB</b> 39	R. Crockett
<b>RCB</b> 48	L. Washington
<b>FS</b> 27	S. Atwater
<b>SS</b> 34	T. Braxton

**BRONCOS SUBSTITUTIONS:** K 1 J. Elam, P 16 T. Rouen, CB 20 T. James, CB 21 R. Hilliard, RB 22 V. Hebronn, CB 25 D. Johnson, S 31 R. Jones, S 37 T. Hauck, RB 38 R. Rivers, LB 56 K. Burns, LB 59 G. Cadrez, T 70 J. Brown, DT 79 J. Geathers, WR 80 R. Smith, WR 82 P. Jeffers, TE 86 B. Chamberlain, WR 88 M. Sherrard, TE 89 D. Carswell, DE 94 J. Robinson, DE 96 H. Hasselbach, DT 98 M. Tanuvasa. **DID NOT PLAY:** QB 8 J. Lewis, G 63 D. Diaz-Infante. **INACTIVE:** QB 11 T. Rubley, FB 42 D. Smith, LB 54 B. Hager, G 64 R. Tamm, DT 67 M. Campbell, T/G 68 R. McElroy, DT 72 E. Jones, WR 81 T. Kinchen.

## JACKSONVILLE JAGUARS

### OFFENSE

<b>WR</b> 82	J. Smith
<b>LT</b> 71	T. Boselli
<b>LG</b> 62	B. Coleman
<b>C</b> 79	D. Widell
<b>RG</b> 76	R. Tylski
<b>RT</b> 72	L. Searcy
<b>TE</b> 86	D. Brown
<b>WR</b> 87	K. McCardell
<b>QB</b> 8	M. Brunell
<b>RB</b> 20	N. Means
<b>FB</b> 35	L. Maston

### DEFENSE

<b>LE</b> 56	J. Lageman
<b>LT</b> 92	D. Davey
<b>RT</b> 64	J. Jurkovic
<b>RE</b> 96	C. Simmons
<b>SLB</b> 51	K. Hardy
<b>MLB</b> 55	T. McManus
<b>WLB</b> 50	E. Robinson
<b>LCB</b> 21	A. Beasley
<b>RCB</b> 25	M. Washington
<b>SS</b> 28	D. Hall
<b>FS</b> 37	C. Hudson

**JAGUARS SUBSTITUTIONS:** K 1 M. Hollis, P 4 B. Barker, CB 22 B. Brooks, RB 23 R. Jordan, FS 30 D. Studstill, RB 33 J. Stewart, CB 40 R. Massey, CB 42 R. Bell, FS 45 T. Davis, LB 52 B. Boyer, LB 57 J. Kopp, C 63 M. Cheever, G 73 B. DeMarco, WR 80 W. Jackson, TE 82 P. Mitchell, WR 84 R. Barlow, TE 85 R. Griffith, WR 88 K. Bullard, DE 90 T. Brackens, DE 91 P. Frase, DT 94 K. Pritchett. **DID NOT PLAY:** QB 11 R. Johnson, C/T 87 J. Novak. **INACTIVE:** QB 5 T. Philcox, LB 54 T. Hallock, C/G 66 G. Huntington, T 74 J. Herndon, FB 81 C. Griffin, WR 89 C. Marsh, DE 93 E. Logan, DE 98 J. White.

		1	2	3	4	OT	TOTAL		FIELD GOALS (made ( ) & missed)
<b>VISITOR</b>	Jacksonville Jaguars	0	13	7	10	—	30		M. Hollis (46) (42) (22)
<b>HOME</b>	Denver Broncos	12	0	0	15	—	27		

Team	Qtr	Clock Time	PLAY DESCRIPTION (Extra Point) (Drive Info)	SCORE Visitor Home
BRONCOS	1	6:22	V. Hebronn 1 yd. run (No good, blocked) (6-50, 2:58)	0 6
BRONCOS	1	0:33	S. Sharpe 18 yd. pass from J. Elway (2-pt. Att. Failed) (7-64, 3:52)	0 12
JAGUARS	2	11:15	M. Hollis 46 yd. Field Goal (10-50, 4:18)	3 12
JAGUARS	2	2:58	N. Means 8 yd. run (M. Hollis, kick) (10-80, 5:21)	10 12
JAGUARS	2	0:10	M. Hollis 42 yd. Field Goal (5-65, 0:47)	13 12
JAGUARS	3	8:51	K. McCardell 31 yd. pass from M. Brunell (M. Hollis, kick) (7-75, 3:18)	20 12
JAGUARS	4	10:51	M. Hollis 22 yd. Field Goal (17-88, 8:32)	23 12
BRONCOS	4	7:37	T. Davis 2 yd. run (T. Davis, run) (9-57, 3:14)	23 20
JAGUARS	4	3:39	J. Smith 16 yd. pass from M. Brunell (M. Hollis, kick) (9-74, 3:58)	30 20
BRONCOS	4	1:50	E. McCaffrey 15 yd. pass from J. Elway (J. Elam, kick) (8-80, 1:49)	30 27

FINAL INDIVIDUAL STATISTICS																						
Jacksonville Jaguars										Denver Broncos												
RUSHING	ATT	YDS	AVG	LG	TD					RUSHING	ATT	YDS	AVG	LG	TD							
N. Means	21	140	6.7	21	1					T. Davis	14	91	6.5	47	1							
M. Brunell	7	44	6.3	29	0					J. Elway	5	30	6.0	19	0							
J. Stewart	8	19	2.4	5	0					V. Hebron	2	5	2.5	4	1							
TOTAL	36	203	5.6	29	1					TOTAL	21	126	6.0	47	1							
PASSING	ATT	CMP	YDS	TKD/ YD	TD	LG	IN	Rtg.	PASSING	ATT	CMP	YDS	TKD/ YD	TD	LG	IN	Rtg.					
M. Brunell	29	18	245	2/5	2	44	0	112.0	J. Elway	38	25	226	1/1	2	18	0	99.2					
TOTAL	29	18	245	2/5	2	44	0	112.0	TOTAL	38	25	226	1/1	2	18	0	99.2					
PASS RECEIVING			NO	YDS	AVG	LG	TD					PASS RECEIVING			NO	YDS	AVG	LG	TD			
K. McCardell			5	59	11.8	31	1					T. Davis			7	24	3.4	6	0			
N. Means			4	46	11.5	29	0					A. Miller			5	67	13.4	18	0			
J. Smith			3	71	23.7	44	1					E. McCaffrey			5	54	10.8	15	1			
W. Jackson			3	35	11.7	19	0					A. Craver			3	17	5.7	7	0			
P. Mitchell			2	9	4.5	8	0					S. Sharpe			2	31	15.5	18	1			
J. Stewart			1	25	25.0	25	0					D. Carswell			2	18	9.0	10	0			
												R. Smith			1	15	15.0	15	0			
TOTAL			18	245	13.6	44	2					TOTAL			25	226	9.0	18	2			
INTERCEPTIONS			NO	YDS	AVG	LG	TD					INTERCEPTIONS			NO	YDS	AVG	LG	TD			
TOTAL			0	0	0.0	—	0					TOTAL			0	0	0.0	—	0			
PUNTING	NO	YDS	AVG	NET	TB	IN20	LG					PUNTING	NO	YDS	AVG	NET	TB	IN20	LG			
B. Barker	3	119	39.7	35.7	0	0	49					T. Rouen	5	213	42.6	38.0	1	3	52			
TOTAL	3	119	39.7	35.7	0	0	49					TOTAL	5	213	42.6	38.0	1	3	52			
PUNT RETURNS	NO	YDS	AVG	FC	LG	TD					PUNT RETURNS	NO	YDS	AVG	FC	LG	TD					
C. Hudson	1	3	3.0	2	3	0					R. Smith	2	12	6.0	0	6	0					
(DOWNED)	1	0	0.0	0	—	0					(OUT OF BOUNDS)	1	0	0.0	0	—	0					
(TOUCHBACK)	1	0	0.0	0	—	0																
RETURNS	1	3	3.0	2	3	0					RETURNS	2	12	6.0	0	6	0					
KICKOFF RETURNS	NO	YDS	AVG	FC	LG	TD					KICKOFF RETURNS	NO	YDS	AVG	FC	LG	TD					
B. Brooks	4	75	18.8	0	29	0					V. Hebron	3	85	28.3	0	38	0					
											B. Chamberlain	1	15	15.0	0	15	0					
											K. Burns	1	14	14.0	0	14	0					
											P. Jeffers	1	9	9.0	0	9	0					
											(TOUCHBACK)	1	0	0.0	0	—	0					
RETURNS	4	75	18.8	0	29	0					RETURNS	6	123	20.5	0	38	0					
Jacksonville Jaguars	Own	Opp.	Out																Denver Broncos	Own	Opp.	Out
FUMBLES	Fum	Lost	Rec.	Yds	TD	FF	Rec.	Yds	TD	Bnds	FUMBLES	Fum	Lost	Rec.	Yds	TD	FF	Rec.	Yds	TD	Bnds	
T. McManus	0	0	0	0	0	1	0	0	0	0	D. Carswell	1	0	1	0	0	0	0	0	0	0	
TOTAL	0	0	0	0	0	1	0	0	0	0	TOTAL	1	0	1	0	0	0	0	0	0	0	

FINAL TEAM STATISTICS																		
JAGUARS										BRONCOS								
TOTAL FIRST DOWNS										FGs – PATs Had Blocked								
By Rushing										TOTAL RETURN YARDAGE (Not Including Kickoffs)								
By Passing										No. and Yards Punt Returns								
By Penalty										No. and Yards Kickoff Returns								
THIRD DOWN EFFICIENCY										No. and Yards Interception Returns								
FOURTH DOWN EFFICIENCY										PENALTIES Number and Yards								
TOTAL NET YARDS										FUMBLES Number and Lost								
Total Offensive Plays (inc. times thrown passing)										TOUCHDOWNS								
Average gain per offensive play										Rushing								
NET YARDS RUSHING										Passing								
Total Rushing Plays										EXTRA POINTS Made-Attempts								
Average gain per rushing play										Kicking Made-Attempts								
NET YARDS PASSING										Rushing Made-Attempts								
Times thrown – yards lost attempting to pass										Passing Made-Attempts								
Gross yards passing										FIELD GOALS Made-Attempts								
PASS ATTEMPTS-COMPLETIONS-HAD INTERCEPTED										SAFETIES								
Average gain per pass play (inc. # thrown passing)										FINAL SCORE								
KICKOFFS Number-In End Zone-Touchbacks										TIME OF POSSESSION								
PUNTS Number and Average																		
Had Blocked																		

BRONCOS DEFENSIVE STATISTICS																		
(based on unofficial press box statistics)																		
PLAYER	UT	A	TT	S-YDS	I-YDS	PD	FF	FR	PLAYER	UT	A	TT	S-YDS	I-YDS	PD	FF	FR	
T. Braxton	10	1	11	0-0	0-0	0	0	0	M. Lodish	2	0	2	0-0	0-0	0	0	0	
J. Mobley	6	2	8	0-0	0-0	1	0	0	B. Romanowski	2	0	2	0-0	0-0	0	0	0	
S. Atwater	6	0	6	0-0	0-0	0	0	0	H. Hasselbach	1	0	1	0-0	0-0	0	0	0	
A. Aldridge	5	1	6	1-4	0-0	1	0	0	R. Hilliard	1	0	1	0-0	0-0	0	0	0	
M. Perry	4	1	5	0-0	0-0	1	0	0	M. Tanuvasa	1	0	1	0-0	0-0	0	0	0	
D. Williams	2	2	4	1-1	0-0	1	0	0	A. Williams	1	0	1	0-0	0-0	2	0	0	
R. Crockett	2	0	2	0-0	0-0	1	0	0	K. Burns	0	0	0	0-0	0-0	0	0	0	
T. Hauck	2	0	2	0-0	0-0	0	0	0	TEAM TOTALS	47	7	54	2-5	0-0	6	0	0	
T. James	2	0	2	0-0	0-0	0	0	0										





# L.A. Raiders 42, Denver 24

Sunday, Jan. 9, 1994 • 1 p.m. PST • Los Angeles Coliseum • Los Angeles

WEATHER: Sunny, 76°, Wind 0 mph • ATTENDANCE: 65,314 • TIME: 3:36

## 1993 AFC Wild Card Game

Facing the Los Angeles Raiders for the second time in as many weeks, the Denver Broncos saw the Raiders pull away from a 21-21 halftime tie en route to a 42-24 win in an AFC Wild Card Game in front of 65,314 fans at the Los Angeles Coliseum.

Denver quarterback John Elway completed 29-of-47 passes (61.7%) for 302 yards with three touchdowns and one interception while tight end Shannon Sharpe hauled in a game-high 13 receptions for 156 yards (12.0 avg.) with one touchdown.

The Raiders struck first on a 7-play, 80-yard drive that was capped with a 9-yard touchdown pass from quarterback Jeff Hostetler to tight end Ethan Horton at 9:17 of the first quarter.

Elway and the Broncos responded with a scoring drive of their own, going 65 yards in seven plays with Elway finding Sharpe for a 23-yard touchdown. The Raiders bounced back with a 65-yard touchdown pass to wide receiver Tim Brown to take a 14-7 lead at 2:25 of the first quarter. The Broncos responded by driving 80 yards in 12 plays, setting up a 16-yard touchdown toss from Elway to tight end Reggie Johnson to tie the score. Hostetler continued to be red hot on the Raiders' next possession, throwing a 54-yard touchdown pass to wide receiver James Jett for a 21-14 lead at 7:28 of the second quarter.

On the Broncos' final drive of the half, the offense chewed up nearly seven minutes and went 77 yards to tie the score at 21 on wide receiver Derek Russell's 6-yard touchdown reception. Elway showed his ability to create plays for the offense, completing passes to six different receivers and taking off on two rushes of his own during the drive.

The two teams combined for nearly 500 yards of total offense by halftime, but only the Raiders continued that pace in the second half. After receiving the opening kickoff, the Broncos failed to move the ball on their first three possessions, giving the Raiders great field position after three punts that averaged 30 yards. The Raiders took advantage of the field position, converting two of those possessions into touchdowns on drives of three and five plays, respectively, to take a commanding 35-21 lead at 4:27 of the third quarter.

The Broncos made a dent in the score at the beginning of the fourth period on a 33-yard field goal by Jason Elam at 12:36. The Raiders responded to that with a 10-play, 76-yard drive that was capped by Napoleon McCallum's third touchdown of the game from one yard out at 6:43 to mark the final points scored on the afternoon.

### OFFICIALS:

Referee — Bob McElwee (95); Umpire — Al Conway (27); Line Judge — Tom Barnes (55); Side Judge — Don Wedge (28); Head Linesman — Aaron Pointer (79); Back Judge — Bill Lovett (98); Field Judge — Don Hakes (96).

## DENVER BRONCOS

### OFFENSE

WR 88 J. Evans  
LT 65 G. Zimmerman  
LG 79 D. Widell  
C 72 K. Kartz  
RG 75 B. Habib  
RT 68 R. Freeman  
TE 89 R. Johnson  
WR 87 C. Tillman  
QB 7 J. Elway  
RB 39 R. Delpino  
TE 84 S. Sharpe

### DEFENSE

LE 99 S. Dronett  
NT 71 G. Kragen  
RE 91 W. Oshodin  
MLB 51 M. Croel  
LILB 77 K. Mecklenburg  
MLB 57 D. Wyman  
ROLB 73 S. Fletcher  
LCB 34 T. Braxton  
RCB 23 R. Bradford  
SS 49 D. Smith  
FS 27 S. Atwater

**BRONCOS SUBSTITUTIONS:** K 1 J. Elam, QB 8 T. Maddox, P 16 T. Rouen, CB 21 L. Lang, RB 22 G. Milburn, S 31 R. Jones, CB 36 F. Robinson, FB 37 A. Lynn, RB 38 R. Rivers, S 40 D. Hall, WR 42 K. Taylor, CB 47 D. Pool, LB 54 M. Donahue, LB 58 E. Alexander, LB 59 T. Lucas, G 64 J. Melander, G 76 K. Scrafford, T 78 D. Maggs, WR 80 T. Kimbrough, WR 85 D. Russell, WR 86 A. Marshall, DE 94 J. Robinson, DT 97 D. Drozdov. **INACTIVE:** 30B 12 S. Moore, CB 29 C. Dimry, LB 52 J. Mills, C 61 B. Meeks, WR 81 B. Rose, WR 83 M. Bonner, DE 90 D. Williams, DT 95 A. Taylor.

## LOS ANGELES RAIDERS

### OFFENSE

WR 89 A. Wright  
LT 71 G. Perry  
LG 76 S. Wisniewski  
C 72 D. Mosebar  
RG 65 M. Montoya  
RT 68 B. Wilkerson  
TE 88 E. Horton  
WR 81 T. Brown  
QB 15 J. Hostetler  
RB 41 N. McCallum  
RB 21 R. Montgomery

### DEFENSE

LE 75 H. Long  
LT 91 C. McGlockton  
RT 74 N. Harrison  
RE 93 G. Townsend  
MLB 51 A. Wallace  
LLB 57 J. Kelly  
RLB 99 W. Moss  
LCB 36 T. McDaniel  
RCB 48 L. Washington  
SS 20 D. Hoskins  
FS 33 E. Anderson

**RAIDERS SUBSTITUTIONS:** P 7 J. Gossett, K 18 J. Jaeger, RB 23 R. Jordan, S 25 D. Land, S 31 R. Dixon, RB 35 S. Smith, RB 38 N. Bell, RB 39 K. Smith, LB 45 D. Fulcher, CB 46 T. Dorn, LB 52 M. Jones, LB 54 G. Biekert, DE 56 A. Bruce, G 64 T. Peat, C 67 D. Turk, G 77 R. Stephens, WR 80 D. Hobbs, WR 82 J. Jett, WR 83 W. Gault, TE 84 J. Duff, DE 94 A. Smith, DT 97 W. Broughton. **DID NOT PLAY:** QB 11 V. Evans. **INACTIVE:** 30B 12 B. J. Hobert, RB 28 G. Robinson, S 29 P. Bates, CB 37 J. Trapp, T 78 G. Skrepenak, T 79 K. Lanier, WR 86 R. Ismail, DT 92 F. Collons.

		1	2	3	4	OT	TOTAL
<b>VISITOR</b>	Denver Broncos	7	14	0	3	—	24
<b>HOME</b>	Los Angeles Raiders	14	7	14	7	—	42

FIELD GOALS (made ( ) & missed)	
J. Elam	(33)

Team	Qtr	Clock Time	PLAY DESCRIPTION (Extra Point) (Drive Info)	SCORE	
				Visitor	Home
RAIDERS	1	9:17	E. Horton 9 yd. pass from J. Hostetler (J. Jaeger, kick) (7-80, 3:18)	0	7
BRONCOS	1	6:12	S. Sharpe 23 yd. pass from J. Elway (J. Elam, kick) (7-65, 3:05)	7	7
RAIDERS	1	2:25	T. Brown 65 yd. pass from J. Hostetler (J. Jaeger, kick) (6-78, 3:47)	7	14
BRONCOS	2	10:06	R. Johnson 16 yd. pass from J. Elway (J. Elam, kick) (12-80, 7:19)	14	14
RAIDERS	2	7:28	J. Jett 54 yd. pass from J. Hostetler (J. Jaeger, kick) (5-84, 2:38)	14	21
BRONCOS	2	0:32	D. Russell 6 yd. pass from J. Elway (J. Elam, kick) (13-77, 6:56)	21	21
RAIDERS	3	8:08	N. McCallum 26 yd. run (J. Jaeger, kick) (3-35, 1:25)	21	28
RAIDERS	3	4:27	N. McCallum 2 yd. run (J. Jaeger, kick) (5-52, 2:31)	21	35
BRONCOS	4	12:36	J. Elam 33 yd. Field Goal (8-63, 2:32)	24	35
RAIDERS	4	6:43	N. McCallum 1 yd. run (J. Jaeger, kick) (10-76, 5:53)	24	42

Final Individual Statistics																			
Denver Broncos										Los Angeles Raiders									
Rushing	Att	Yds	Avg	LG	TD	Rushing	Att	Yds	Avg	LG	TD								
R. Delpino	9	32	3.6	16	0	N. McCallum	13	81	6.2	26	3								
J. Elway	5	23	4.6	6	0	T. Montgomery	15	50	3.3	15	0								
R. Rivers	1	2	2.0	2	0	J. Hostetler	4	5	1.3	4	0								
T. Maddox	1	1	1.0	1	0														
G. Milburn	2	-2	-1.0	1	0														
TOTAL	18	56	3.1	16	0	TOTAL	32	136	4.3	26	3								
Passing	Att	Cmp	Yds	TD	LG	Int	Rtg.	Passing	Att	Cmp	Yds	TD	LG	Int	Rtg.				
J. Elway	47	29	302	1/5	3	25	1	92.7	J. Hostetler	19	13	294	2/3	3	65	0	150.8		
T. Maddox	7	3	34	0/0	0	13	0	58.0											
TOTAL	54	32	336	1/5	3	25	1	88.2	TOTAL	19	13	294	2/3	3	65	0	150.8		
Pass Receiving	No	Yds	Avg	LG	TD	Pass Receiving	No	Yds	Avg	LG	TD								
S. Sharpe	13	156	12.0	23	1	J. Jett	3	111	37.0	54	1								
A. Marshall	5	69	13.8	20	0	T. Brown	3	86	28.7	65	1								
G. Milburn	5	8	1.6	6	0	E. Horton	3	45	15.0	33	1								
D. Russell	2	31	15.5	25	1	T. Montgomery	3	29	9.7	18	0								
C. Tillman	2	25	12.5	16	0	A. Wright	1	23	23.0	23	0								
R. Johnson	2	19	9.5	16	1														
K. Taylor	1	13	13.0	13	0														
R. Rivers	1	8	8.0	8	0														
J. Evans	1	7	7.0	7	0														
TOTAL	32	336	10.5	25	3	TOTAL	13	294	22.6	65	3								
Interceptions	No	Yds	Avg	LG	TD	Interceptions	No	Yds	Avg	LG	TD								
	0	0	0.0	—	0	T. Dorn	1	1	1.0	1	0								
TOTAL	0	0	0.0	—	0	TOTAL	1	1	1.0	1	0								
Punting	No	Yds	Avg	Net	TB	In20	LG	Punting	No	Yds	Avg	Net	TB	In20	LG				
T. Rouen	4	135	33.8	28.8	1	0	45	J. Gossett	4	170	42.5	33.0	0	1	50				
TOTAL	4	135	33.8	28.8	1	0	45	TOTAL	4	170	42.5	33.0	0	1	50				
Punt Returns	No	Yds	Avg	FC	LG	TD	Punt Returns	No	Yds	Avg	FC	LG	TD						
G. Milburn	3	38	12.7	0	18	0	(DOWNED)	1	0	0.0	0	—	0						
(DOWNED)	1	0	0.0	0	—	0	(OUT OF BOUNDS)	2	0	0.0	0	—	0						
							(TOUCHBACK)	1	0	0.0	0	—	0						
RETURNS	3	38	12.7	0	18	0	RETURNS	0	0	0.0	0	—	0						
Kickoff Returns	No	Yds	Avg	FC	LG	TD	Kickoff Returns	No	Yds	Avg	FC	LG	TD						
G. Milburn	6	85	14.2	0	21	0	W. Gault	4	55	13.8	0	20	0						
(OUT OF BOUNDS)	1	0	0.0	0	—	0	(TOUCHBACK)	1	0	0.0	0	—	0						
RETURNS	6	85	14.2	0	21	0	RETURNS	4	55	13.8	0	20	0						
Denver Broncos	Own	Opp.	Own	Opp.	Own	L.A. Raiders	Own	Opp.	Own	Opp.	Own	Opp.							
FUMBLES	Fum	Lost	Rec.	Yds	TD	FF	Rec.	Yds	TD	Bnds	FUMBLES	Fum	Lost	Rec.	Yds	TD	Bnds		
J. Elway	1	0	0	0	0	0	0	0	0	0	A. Smith	0	0	0	0	0	0		
K. Kartz	0	0	1	0	0	0	0	0	0	0									
T. Maddox	1	0	1	0	0	0	0	0	0	0									
TOTAL	2	0	2	0	0	0	0	0	0	0	TOTAL	0	0	0	0	0	0		

FINAL TEAM STATISTICS									
	BRONCOS		RAIDERS			BRONCOS		RAIDERS	
TOTAL FIRST DOWNS	26	19	POINTS Number and Average			4-33.8	4-42.5		
By Rushing	4	6	Had Blocked			0	0		
By Passing	18	10	FGs – PATs Had Blocked			0-0	0-0		
By Penalty	4	3	TOTAL RETURN YARDAGE (Not Including Kickoffs)			38	1		
THIRD DOWN EFFICIENCY	4-14-29%	5-9-56%	No. and Yards Punt Returns			3-38	0-0		
FOURTH DOWN EFFICIENCY	2-4-50%	0-0-0%	No. and Yards Kickoff Returns			6-85	4-55		
TOTAL NET YARDS	387	427	No. and Yards Interception Returns			0-0	1-1		
Total Offensive Plays (inc. times thrown passing)	73	53	PENALTIES Number and Yards			10-97	17-130		
Average gain per offensive play	5.3	8.1	FUMBLES Number and Lost			2-0	0-0		
NET YARDS RUSHING	56	136	TOUCHDOWNS			3	6		
Total Rushing Plays	18	32	Rushing			0	3		
Average gain per rushing play	3.1	4.3	Passing			3	3		
NET YARDS PASSING	331	291	EXTRA POINTS Made-Attempts			3-3	6-6		
Times thrown – yards lost attempting to pass	1-5	2-3	FIELD GOALS Made-Attempts			1-1	0-0		
Gross yards passing	336	294	SAFETIES			0	0		
PASS ATTEMPTS-COMPLETIONS-HAD INTERCEPTED	54-32-1	19-13-0	FINAL SCORE			24	42		
Average gain per pass play (inc. # thrown passing)	6.0	13.9	TIME OF POSSESSION			31:09	28:51		
KICKOFFS Number-In End Zone-Touchbacks	5-1-1	7-0-0							

Broncos Defensive Statistics																	
(based on unofficial press box statistics)																	
Player	UT	A	TT	S-YDS	I-YDS	PD	FF	FR	Player	UT	A	TT	S-YDS	I-YDS	PD	FF	FR
D. Smith	6	1	7	0-0	0-0	0	0	0	S. Fletcher	2	0	2	2-3	0-0	0	0	0
D. Wyrman	5	2	7	0-0	0-0	0	0	0	L. Lang	2	0	2	0-0	0-0	0	0	0
K. Mackeniburg	4	2	6	0-0	0-0	0	0	0	W. Choshodin	2	0	2	0-0	0-0	0	0	0
S. Altvater	5	0	5	0-0	0-0	0	0	0	D. Hall	1	1	2	0-0	0-0	0	0	0
R. Bradford	4	0	4	0-0	0-0	0	0	0	G. Kragen	2	0	2	0-0	0-0	0	0	0
T. Braxton	3	0	3	0-0	0-0	0	0	0	E. Alexander	0	1	1	0-0	0-0	0	0	0
M. Croel	3	0	3	0-0	0-0	1	0	0	TEAM TOTALS	39	9	48	2-3	0-0	1	0	0
S. Dronett	2	0	2	0-0	0-0	0	0	0									



## Buffalo 10, Denver 7

Sunday, Jan. 12, 1992 • 12:35 p.m. EST • Rich Stadium • Orchard Park, N.Y.

WEATHER: Sunny, 42°, Wind SSW 15 mph • ATTENDANCE: 80,272 • TIME: 2:59

### 1991 AFC Championship Game

The Broncos were denied their fifth AFC Championship, losing 10-7 to the Bills before 80,272 fans at Rich Stadium. Denver's defense shut down the high-powered Buffalo offense, limiting it to just 213 total yards and only 12 first downs, but the Broncos' offense failed to capitalize on several first-half opportunities.

Both teams struggled to find their offenses in the first two quarters, and the game was scoreless at halftime. Buffalo punted on its first two drives of the contest after a total net gain of negative two yards and had its third drive end when nose tackle Greg Kragen tipped and then intercepted a pass on the Buffalo 29. But Denver could not take advantage as David Treadwell's 47-yard field goal attempt sailed wide left. After the Broncos halted another Buffalo drive, Treadwell missed a 42-yard field goal attempt.

Once again, the Bills punted after failing to get a first down, and a 10-yard punt return by Vance Johnson set Denver up on the 50. On first down, quarterback John Elway threw a middle screen to running back Steve Sewell, who gained 26 yards to the Buffalo 24. The Broncos could move no closer than the 20, and Treadwell's 37-yard field goal attempt was wide right to end the last scoring threat of the first half.

The Bills' second drive of the third quarter began at their 20, and 11 plays later, they faced a third-and-7 on Denver's 26. Quarterback Jim Kelly's pass to James Lofton was intercepted by cornerback Tyrone Braxton and returned to the Denver 19. On second-and-10, Elway attempted another middle screen to Sewell, but linebacker Carlton Bailey picked off the pass and ran 11 yards for a touchdown and a 7-0 Buffalo lead.

The Broncos' first possession of the fourth quarter began with Gary Kubiak at quarterback after Elway left the game with an injured thigh muscle. Kubiak drove Denver from its 21 to the Buffalo 23, but the Broncos failed to convert a fourth-down attempt. The Bills then drove 50 yards in nine plays to score on a 44-yard field goal by Scott Norwood. Now down 10-0, Kubiak engineered a frantic drive in which Denver covered 85 yards in eight plays, and he scored on a 3-yard quarterback draw to pull Denver within 3 points, 10-7, with less than two minutes to play.

The ensuing onside kickoff was recovered by the Broncos' Steve Atwater, and Denver began its last-chance drive on its 49 with 1:43 left on the clock and two timeouts. On first down, Kubiak hit Sewell for seven yards, but cornerback Kirby Jackson stripped the ball away and recovered it on the Buffalo 44. The Broncos' defense forced the Bills to punt, but Denver could only reach the 50 as time ran out.

#### OFFICIALS:

Referee — Dale Hamer (104); Umpire — Al Conway (27); Line Judge — Bill Reynolds (53); Side Judge — Doug Toole (4); Head Linesman — Sid Semon (109); Back Judge — Al Jury (106); Field Judge — Don Hakes (96).

### DENVER BRONCOS

#### OFFENSE

WR 83 M. Young  
LT 62 J. Davidson  
LG 63 S. Farrell  
C 79 Da. Widell  
RG 67 Do. Widell  
RT 76 K. Lanier  
WR 81 S. Sharpe  
WR 85 D. Russell  
QB 7 J. Elway  
RB 28 G. Green  
WR 82 V. Johnson

#### DEFENSE

LE 91 W. Powers  
NT 71 G. Kragen  
RE 90 R. Holmes  
LOLB 73 S. Fletcher  
LILB 56 M. Brooks  
RILB 77 K. Mecklenburg  
ROLB 51 M. Croel  
LCB 34 T. Braxton  
RCB 24 W. Henderson  
SS 49 D. Smith  
FS 27 S. Atwater

**BRONCOS SUBSTITUTIONS:** P 2 M. Horan, QB 8 G. Kubiak, K 9 D. Treadwell, CB 21 L. Lang, S 22 A. Montgomery, CB 29 C. Dimry, RB 30 S. Sewell, RB 38 R. Rivers, RB 41 G. Lewis, S 48 R. Robbins, LB 54 K. Traylor, LB 59 T. Lucas, T/C 60 N. Subis, G 68 C. Ker, DE 70 B. Sochia, C 72 K. Kartz, T 74 H. Salem, WR 80 M. Jackson, WR 84 R. Nattiel, TE 88 C. Kay, DE 96 K. Walker. **DID NOT PLAY:** LB 52 J. Mills, TE 89 R. Johnson. **INACTIVE:** 3QB 12 S. Moore, RB 26 B. Humphrey.

### BUFFALO BILLS

#### OFFENSE

WR 80 J. Lofton  
LT 69 W. Wolford  
LG 51 J. Richter  
C 67 K. Hull  
RG 59 M. Frerotte  
RT 75 H. Ballard  
TE 84 K. McKeller  
WR 83 A. Reed  
QB 12 J. Kelly  
RB 34 T. Thomas  
WR 82 D. Beebe

#### DEFENSE

LE 96 L. Seals  
NT 91 J. Wright  
RE 78 B. Smith  
LOLB 97 C. Bennett  
LILB 58 S. Conlan  
RILB 54 C. Bailey  
ROLB 56 D. Talley  
LCB 47 K. Jackson  
RCB 37 N. Odomes  
SS 46 L. Smith  
FS 38 M. Kelso

**BILLS SUBSTITUTIONS:** K 5 B. Daluiso, P 9 C. Mohr, K 11 S. Norwood, QB 14 F. Reich, S 20 H. Jones, RB 23 K. Davis, CB 27 C. Hicks, CB 31 J. Williams, RB 35 C. Gardner, SS 45 D. Drane, LB 50 R. Bentley, LB 53 M. Patton, C 63 A. Lingner, NT 73 M. Lodish, WR 85 A. Edwards, TE 87 B. Rolfe, TE 88 P. Metzelaars, WR 89 S. Tasker, DE 90 P. Hansen, DE 94 M. Pike, LB 99 G. Garner. **DID NOT PLAY:** OL 64 M. Brennan, T 79 J. Staysnicak. **INACTIVE:** 3QB 7 G. Gilbert, G/T 74 G. Parker.

		1	2	3	4	OT	TOTAL	FIELD GOALS (made ( ) & missed)		
VISITOR	Denver Broncos	0	0	0	7	—	7	D. Treadwell	47WL	42WR 37WR
HOME	Buffalo Bills	0	0	7	3	—	10	S. Norwood	(44)	


  

Team	Qtr	Clock Time	PLAY DESCRIPTION (Extra Point) (Drive Info)	SCORE Visitor	Home
BILLS	3	9:32	C. Bailey 11 yd. return (S. Norwood, kick) (0-11, 0:11)	0	7
BILLS	4	10:42	S. Norwood 44 yd. Field Goal (9-50, 3:57)	0	10
BRONCOS	4	13:17	G. Kubiak 3 yd. run (D. Treadwell, kick) (8-85, 2:35)	7	10

FINAL INDIVIDUAL STATISTICS																							
Denver Broncos										Buffalo Bills													
RUSHING	ATT	YDS	AVG	LG	TD					RUSHING	ATT	YDS	AVG	LG	TD								
G. Green	19	53	2.8	18	0					T. Thomas	26	72	2.8	9	0								
G. Kubiak	3	22	7.3	11	1					A. Reed	1	16	16.0	16	0								
J. Elway	4	10	2.5	7	0					J. Kelly	2	9	4.5	10	0								
S. Sewell	4	3	0.8	6	0					K. Davis	6	7	1.2	4	0								
V. Johnson	2	-7	-3.5	-1	0																		
TOTAL	32	81	2.5	18	1					TOTAL	35	104	3.0	16	0								
PASSING	ATT	CMP	YDS	TKD/YD	TD	LG	IN	Rtg.					PASSING	ATT	CMP	YDS	TKD/YD	TD	LG	IN	Rtg.		
J. Elway	21	11	121	3/24	0	26	1	49.9					J. Kelly	25	13	117	1/8	0	25	2	31.6		
G. Kubiak	12	11	136	1/10	0	24	0	113.9															
TOTAL	33	22	257	4/34	0	26	1	77.5					TOTAL	25	13	117	1/8	0	25	2	31.6		
PASS RECEIVING	NO	YDS	AVG	LG	TD					PASS RECEIVING	NO	YDS	AVG	LG	TD								
V. Johnson	8	104	13.0	24	0					K. McKeller	3	39	13.0	25	0								
S. Sewell	7	78	11.1	26	0					T. Thomas	3	15	5.0	8	0								
S. Sharpe	3	40	13.3	15	0					A. Reed	2	19	9.5	10	0								
M. Young	3	25	8.3	10	0					K. Davis	2	13	6.5	9	0								
R. Nattiel	1	10	10.0	10	0					P. Metzelaars	1	14	14.0	14	0								
										J. Lofton	1	11	11.0	11	0								
										D. Beebe	1	6	6.0	6	0								
TOTAL	22	257	11.7	26	0					TOTAL	13	117	9.0	25	0								
INTERCEPTIONS	NO	YDS	AVG	LG	TD					INTERCEPTIONS	NO	YDS	AVG	LG	TD								
G. Kragen	1	0	0.0	0	0					C. Bailey	1	11	11.0	11	1								
T. Braxton	1	5	5.0	5	0																		
TOTAL	2	5	2.5	5	0					TOTAL	1	11	11.0	11	1								
PUNTING	NO	YDS	AVG	NET	TB	IN20	LG			PUNTING	NO	YDS	AVG	NET	TB	IN20	LG						
Horan	6	262	43.7	40.3	1	4	76			C. Mohr	8	304	38.0	31.0	1	0	49						
TOTAL	6	262	43.7	40.3	1	4	76			TOTAL	8	304	38.0	31.0	1	0	49						
PUNT RETURNS	NO	YDS	AVG	FC	LG	TD				PUNT RETURNS	NO	YDS	AVG	FC	LG	TD							
V. Johnson	3	36	12.0	3	13	0				C. Hicks	0	0	0.0	1	—	0							
(DOWNED)	1	0	0.0	0	—	0				(OUT OF BOUNDS)	1	0	0.0	0	—	0							
(TOUCHBACK)	1	0	0.0	0	—	0				(DOWNED)	3	0	0.0	0	—	0							
										(TOUCHBACK)	1	0	0.0	0	—	0							
RETURNS	3	36	12.0	3	13	0				RETURNS	0	0	0.0	1	—	0							
KICKOFF RETURNS	NO	YDS	AVG	FC	LG	TD				KICKOFF RETURNS	NO	YDS	AVG	FC	LG	TD							
A. Montgomery	2	34	17.0	0	18	0				A. Edwards	1	24	24.0	0	24	0							
D. Russell	1	15	15.0	0	15	0																	
RETURNS	3	49	16.3	0	18	0				RETURNS	1	24	24.0	0	24	0							
Denver Broncos	Own		Opp.		Out					Buffalo Bills	Own		Opp.		Out								
FUMBLES	Fum	Lost	Rec.	Yds	TD	FF	Rec.	Yds	TD	Bnds	FUMBLES	Fum	Lost	Rec.	Yds	TD	FF	Rec.	Bnds				
J. Elway	1	0	1	-5	0	0	0	0	0	0	L. Smith	0	0	0	0	0	1	0	0				
S. Sewell	2	1	1	0	0	0	0	0	0	0	K. Jackson	0	0	0	0	0	1	1	0				
V. Johnson	1	0	0	0	0	0	0	0	0	0													
Da. Widell	0	0	1	0	0	0	0	0	0	0													
TOTAL	4	1	3	-5	0	0	0	0	0	0	TOTAL	0	0	0	0	0	2	1	0				

FINAL TEAM STATISTICS																													
BRONCOS										BILLS																			
TOTAL FIRST DOWNS										20																			
By Rushing										6																			
By Passing										13																			
By Penalty										1																			
THIRD DOWN EFFICIENCY										3-14-21%																			
FOURTH DOWN EFFICIENCY										0-0-0%																			
TOTAL NET YARDS										304																			
Total Offensive Plays (inc. times thrown passing)										69																			
Average gain per offensive play										4.4																			
NET YARDS RUSHING										81																			
Total Rushing Plays										32																			
Average gain per rushing play										2.5																			
NET YARDS PASSING										223																			
Times thrown — yards lost attempting to pass										4-34																			
Gross yards passing										257																			
PASS ATTEMPTS-COMPLETIONS-HAD INTERCEPTED										33-22-1																			
Average gain per pass play (inc. # thrown passing)			6.0			4.2						FINAL SCORE			7			10											
KICKOFFS Number-In End Zone-Touchbacks										2-0-0										3-1-0									
										PUNTS Number and Average										6-43.7									
										Had Blocked										0									
										FGs — PATs Had Blocked										0-0									
										TOTAL RETURN YARDAGE (Not Including Kickoffs)										41									
										No. and Yards Punt Returns										3-36									
										No. and Yards Kickoff Returns										3-49									
										No. and Yards Interception Returns										2-5									
										PENALTIES Number and Yards										4-20									
										FUMBLES Number and Lost										4-1									
										TOUCHDOWNS										1									
										Rushing										1									
										Passing										0									
										Returns										0									
										EXTRA POINTS Made-Attempts										1-1									
										FIELD GOALS Made-Attempts										0-3									
										SAFETIES										0									
										TIME OF POSSESSION										34:53									

BRONCOS DEFENSIVE STATISTICS																												
(based on unofficial press box statistics)																												
PLAYER	UT	A	TT	S-YDS	I-YDS	PD	FF	FR												PLAYER	UT	A	TT	S-YDS	I-YDS	PD	FF	FR
S. Fletcher	6	1	7	1-8	0-0	0	0	0												T. Braxton	2	0	2	0-0	1-5	1	0	0
M. Brooks	5	2	7	0-0	0-0	0	0	0												C. Dimry	1	1	2	0-0	0-0	0	0	0
G. Kragen	6	0	6	0-0	1-0	2	0	0												B. Socchia	1	1	2	0-0	0-0	0	0	0
K. Mecklenburg	6	0	6	0-0	0-0	0	0	0												M. Croel	1	0	1	0-0	0-0	0	0	0
S. Atwater	4	2	6	0-0	0-0	1	0	0												A. Montgomery	1	0	1	0-0	0-0	0	0	0
W. Powers	4	2	6	0-0	0-0	0	0	0												R. Robbins	1	0	1	0-0	0-0	0	0	0
D. Smith	4	0	4	0-0	0-0	0	0	0												W. Henderson	0	0	0	0-0	0-0	1	0	0
R. Holmes	3	0	3	0-0	0-0	0	0	0												TEAM TOTALS	45	9	54	1-8	2-5	4	0	0



# Denver 26, Houston 24

Saturday, Jan. 4, 1992 • 2 p.m. MST • Mile High Stadium • Denver

WEATHER: Sunny, 36°, Wind W 14 mph • ATTENDANCE: 75,301 • TIME: 3:09

## 1991 AFC Divisional Playoff Game

The Denver Broncos advanced to their fourth AFC Championship Game in six years after defeating the Houston Oilers 26-24 in front of 75,301 fans at Mile High Stadium.

Houston quarterback Warren Moon drove his team 70 yards in four plays for a touchdown to put the Oilers up 7-0 with only 1:46 gone in the game. After a Denver punt, Moon again drove the Oilers down the field and threw his second touchdown pass, this one for nine yards to wide receiver Drew Hill for a 14-0 lead.

The Broncos started their next possession on their 35-yard line and covered 65 yards in eight plays to score on a 10-yard pass from quarterback John Elway to wide receiver Vance Johnson, but a fumbled snap on the conversion attempt left the score 14-6. On the sixth play of the ensuing Oilers drive, Moon was intercepted by free safety Steve Atwater, but a roughing the passer call nullified the effort. Three plays later, Houston scored on a 6-yard pass from Moon to wide receiver Curtis Duncan.

The next Oilers possession ended when Atwater intercepted a pass and gave Denver the ball on its own 12 with 6:03 left in the half. In a drive that saw Elway complete all six passes for 64 yards and Steve Sewell complete one to Johnson for 10, the Broncos covered 88 yards in 12 plays to score on a 1-yard run by running back Greg Lewis, cutting the Houston lead to 21-13. After a missed Houston field goal attempt, the Broncos drove from their 20 to Houston's 31 and David Treadwell nailed a 49-yard field goal, the longest in Denver postseason history. Now up by only five at 21-16, the Oilers reached the Broncos' 7-yard line on their next drive but had to settle for a 25-yard field goal.

The Broncos started on their 20-yard line for their next possession and converted a fourth-and-4 from the Houston 41 to keep the drive going. Lewis' 1-yard touchdown run cut Denver's deficit to one, 24-23, with seven minutes remaining.

With 2:07 left and on his 2-yard-line, Elway found wide receiver Michael Young for a 22-yard gain on first down, but three plays later the Broncos had a fourth-and-6 on the 28. Elway dropped back then scrambled left upfield and ran out of bounds a yard past the first-down marker. Three consecutive incompletions again left Denver with a do-or-die fourth-down situation. Elway again dropped back and scrambled left, but as he headed upfield he tossed a pass to Johnson, who ran to the Houston 21 for a 44-yard gain.

Broncos running back Steve Sewell ran for 10 yards on first down, and two plays later, Treadwell came on for the game-winning 28-yard field goal.

### OFFICIALS:

Referee — Johnny Grier (23); Umpire — John Keck (67); Line Judge — Ron Blum (83); Side Judge — Don Carlson (39); Head Linesman — Dave Anderson (81); Back Judge — Roy Clymer (24); Field Judge — Ed Merrifield (76).

## DENVER BRONCOS

### OFFENSE

WR 83 M. Young  
LT 62 J. Davidson  
G 63 S. Farrell  
C 79 Da. Widell  
RG 67 Do. Widell  
RT 76 K. Lanier  
TE 88 C. Kay  
WR 85 D. Russell  
QB 7 J. Elway  
RB 28 G. Green  
RB 81 S. Sharpe

### DEFENSE

LDE 73 S. Fletcher  
LDT 71 G. Kragen  
RDT 77 K. Mecklenburg  
RDE 51 M. Croel  
MLB 56 M. Brooks  
LCB 34 T. Braxton  
RCB 29 C. Dimry  
CB 21 L. Lang  
S 48 R. Robbins  
SS 49 D. Smith  
FS 27 S. Atwater

**BRONCOS SUBSTITUTIONS:** P 2 M. Horan, QB 8 G. Kubiak, K 9 D. Treadwell, S 22 A. Montgomery, RB 30 S. Sewell, RB 38 R. Rivers, RB 41 G. Lewis, LB 52 J. Mills, LB 54 K. Traylor, LB 59 T. Lucas, G/T 60 N. Subis, G 68 C. Ker, NT 70 B. Sochia, C 72 K. Kartz, T 74 H. Salem, WR 82 V. Johnson, WR 84 R. Nattiel, WR 86 B. Johnson, TE 89 R. Johnson, DE 90 R. Holmes, DL 96 K. Walker. **DID NOT PLAY:** CB 24 W. Henderson, DE 91 W. Powers. **INACTIVE:** 3QB 12 S. Moore, RB 26 B. Humphrey.

## HOUSTON OILERS

### OFFENSE

WR 84 H. Jeffires  
WR 85 D. Hill  
LT 78 D. Maggs  
LG 63 M. Munchak  
C 74 B. Matthews  
RG 66 D. Dawson  
RT 73 D. Williams  
WR 81 E. Givins  
WR 80 C. Duncan  
QB 1 W. Moon  
RB 44 L. White

### DEFENSE

LE 95 W. Fuller  
LT 79 R. Childress  
RT 97 L. Williams  
RE 96 S. Jones  
LLB 57 L. Lathon  
MLB 54 A. Smith  
RLB 91 J. Meads  
LCB 28 C. Dishman  
RCB 23 R. Johnson  
SS 25 B. McDowell  
FS 26 B. Orlando

**OILERS SUBSTITUTIONS:** K 3 A. Del Greco, P 9 G. Montgomery, RB 20 A. Pinkett, CB 24 S. Jackson, CB 29 D. Lewis, RB 30 V. Jones, S 31 M. Robertson, RB 33 G. Brown, S 38 M. Dumas, LB 53 E. Seal, G 55 J. Flannery, LB 56 S. Kozak, T 70 D. Steinkuhler, DT 76 J. Alm, T 77 K. Donnalley, WR 82 T. Jones, WR 86 A. Johnson, WR 87 P. Coleman, DE 90 E. Johnson, LB 93 R. Graf, DT 94 G. Montgomery. **DID NOT PLAY:** QB 14 C. Carlson, WR 83 L. Harris. **INACTIVE:** QB 10 R. Slack, LB 51 E. Fairs.

		1	2	3	4	OT	TOTAL	FIELD GOALS (made ( ) & missed)
VISITOR	Houston Oilers	14	7	0	3	—	24	A. Del Greco 33WR (25)
HOME	Denver Broncos	6	7	3	10	—	26	D. Treadwell (49) (28)

Team	Qtr	Clock Time	PLAY DESCRIPTION (Extra Point) (Drive Info)	SCORE Visitor	Home
OILERS	1	1:46	H. Jeffires 15 yd. pass from W. Moon (A. Del Greco, kick) (4-70, 1:46)	7	0
OILERS	1	9:44	D. Hill 9 yd. pass from W. Moon (A. Del Greco, kick) (9-63, 5:39)	14	0
BRONCOS	1	13:43	V. Johnson 10 yd. pass from J. Elway (No good, WL) (8-65, 3:59)	14	6
OILERS	2	4:05	C. Duncan 6 yd. pass from W. Moon (A. Del Greco, kick) (8-80, 5:22)	21	6
BRONCOS	2	14:21	G. Lewis 1 yd. run (D. Treadwell, kick) (12-88, 5:24)	21	13
BRONCOS	3	13:02	D. Treadwell 49 yd. Field Goal (9-49, 3:11)	21	16
OILERS	4	1:35	A. Del Greco 25 yd. Field Goal (7-67, 3:33)	24	16
BRONCOS	4	8:07	G. Lewis 1 yd. run (D. Treadwell, kick) (12-80, 6:32)	24	23
BRONCOS	4	14:44	D. Treadwell 28 yd. Field Goal (12-87, 1:51)	24	26

### FINAL INDIVIDUAL STATISTICS

Houston Oilers											Denver Broncos												
RUSHING	ATT		YDS	AVG	LG	TD					RUSHING	ATT		YDS	AVG	LG	TD						
L. White	17		79	4.6	10	0					G. Green	17		59	3.5	14	0						
W. Moon	2		18	9.0	15	0					S. Sewell	4		48	12.0	19	0						
											J. Elway	6		39	6.5	15	0						
											R. Rivers	1		3	3.0	3	0						
											G. Lewis	3		2	0.7	1	2						
TOTAL	19		97	5.1	15	0					TOTAL	31		151	4.9	19	2						
PASSING	ATT	CMP	YDS	TKD/YD	TD	LG	IN	Rtg.				PASSING	ATT	CMP	YDS	TKD/YD	TD	LG	IN	Rtg.			
W. Moon	36	27	325	0/0	3	49	1	118.4				J. Elway	33	19	257	0/0	1	44	1	80.0			
												S. Sewell	1	1	10	0/0	0	10	0	108.3			
TOTAL	36	27	325	0/0	3	49	1	118.4				TOTAL	34	20	267	0/0	1	44	1	81.4			
PASS RECEIVING			NO	YDS	AVG	LG	TD				PASS RECEIVING			NO	YDS	AVG	LG	TD					
H. Jeffries			7	99	14.1	49	1				V. Johnson			5	78	15.6	44	1					
E. Givins			6	111	18.5	29	0				M. Young			4	85	21.3	32	0					
C. Duncan			6	40	6.7	11	1				S. Sewell			3	28	9.3	16	0					
L. White			5	35	7.0	10	0				S. Sharpe			3	20	6.7	7	0					
D. Hill			2	21	10.5	12	1				R. Nattiel			2	27	13.5	23	0					
T. Jones			1	19	19.0	19	0				D. Russell			1	20	20.0	20	0					
											C. Kay			1	8	8.0	8	0					
											G. Green			1	1	1.0	1	0					
TOTAL			27	325	12.0	49	3				TOTAL			20	267	13.4	44	1					
INTERCEPTIONS			NO	YDS	AVG	LG	TD				INTERCEPTIONS			NO	YDS	AVG	LG	TD					
R. Johnson			1	25	25.0	25	0				S. Atwater			1	0	0.0	0	0					
TOTAL			1	25	25.0	25	0				TOTAL			1	0	0.0	0	0					
PUNTING	NO	YDS	AVG	NET	TB	IN20	LG				PUNTING	NO	YDS	AVG	NET	TB	IN20	LG					
G. Montgomery	1	44	44.0	44.0	0	1	44				M. Horan	2	81	40.5	40.5	0	0	43					
TOTAL	1	44	44.0	44.0	0	1	44				TOTAL	2	81	40.5	40.5	0	0	43					
PUNT RETURNS	NO	YDS	AVG	FC	LG	TD					PUNT RETURNS (DOWNED)	NO	YDS	AVG	FC	LG	TD						
P. Coleman	0	0	0.0	1	—	0						1	0	0.0	0	—	0						
(OUT OF BOUNDS)	1	0	0.0	0	—	0																	
RETURNS	0	0	0.0	1	—	0					RETURNS	0	0	0.0	0	—	0						
KICKOFF RETURNS	NO	YDS	AVG	FC	LG	TD					KICKOFF RETURNS	NO	YDS	AVG	FC	LG	TD						
P. Coleman	3	36	12.0	0	15	0					A. Montgomery	4	88	22.0	0	30	0						
A. Pinkett	3	46	15.3	0	22	0					(TOUCHBACK)	1	0	0.0	0	—	0						
RETURNS	6	82	13.7	0	22	0					RETURNS	4	88	22.0	0	30	0						
Houston Oilers	Own				Opp.				Out			Denver Broncos	Own				Opp.				Out		
FUMBLES	Fum	Lost	Rec.	Yds	TD	FF	Rec.	Yds	TD	Bnds	FUMBLES	Fum	Lost	Rec.	Yds	TD	FF	Rec.	Yds	TD	Bnds		
A. Smith	0	0	0	0	0	1	0	0	0	0	G. Green	1	0	0	0	0	0	0	0	0	0		
B. Orlando	0	0	0	0	0	1	0	0	0	0	J. Davidson	0	0	1	0	0	0	0	0	0	0		
											S. Sewell	1	0	0	0	0	0	0	0	0	1		
											J. Elway	1	0	1	0	0	0	0	0	0	0		
TOTAL	0	0	0	0	0	2	0	0	0	0	TOTAL	3	0	2	0	0	0	0	0	0	1		

### FINAL TEAM STATISTICS

	OILERS	BRONCOS		OILERS	BRONCOS
TOTAL FIRST DOWNS	23	26	PUNTS Number and Average	1-44	2-40.5
By Rushing	7	13	Had Blocked	0	0
By Passing	14	12	FGs – PATs Had Blocked	0-0	0-0
By Penalty	2	1	TOTAL RETURN YARDAGE (Not Including Kickoffs)	25	0
THIRD DOWN EFFICIENCY	5-8-63%	5-11-45%	No. and Yards Punt Returns	0-0	0-0
FOURTH DOWN EFFICIENCY	0-0-0%	3-3-100%	No. and Yards Kickoff Returns	6-82	4-88
TOTAL NET YARDS	422	418	No. and Yards Interception Returns	1-25	1-0
Total Offensive Plays (inc. times thrown passing)	55	65	PENALTIES Number and Yards	13-85	6-70
Average gain per offensive play	7.7	6.4	FUMBLES Number and Lost	0-0	3-0
NET YARDS RUSHING	97	151	TOUCHDOWNS	3	3
Total Rushing Plays	19	31	Rushing	0	2
Average gain per rushing play	5.1	4.9	Passing	3	1
NET YARDS PASSING	325	267	Returns	0	0
Times thrown – yards lost attempting to pass	0-0	0-0	EXTRA POINTS Made-Attempts	3-3	2-3
Gross yards passing	325	267	FIELD GOALS Made-Attempts	1-2	2-2
PASS ATTEMPTS-COMPLETIONS-HAD INTERCEPTED	36-27-1	34-20-1	SAFETIES	0	0
Average gain per pass play (inc. # thrown passing)	9.0	7.9	FINAL SCORE	24	26
KICKOFFS Number-In End Zone-Touchbacks	5-1-1	6-0-0	TIME OF POSSESSION	30:26	29:34





# San Francisco 55, Denver 10

Sunday, Jan. 28, 1990 • 4:23 p.m. CST • Louisiana Superdome • New Orleans

WEATHER: Indoors • ATTENDANCE: 72,919 • TIME: 3:21

## Super Bowl XXIV



The San Francisco 49ers captured their fourth World Championship with a 55-10 victory against the Denver Broncos in Super Bowl XXIV at the Louisiana Superdome in front of 72,919 fans. San Francisco quarterback Joe Montana completed 22-of-29 passes for 297 yards with five touchdowns, including three to wide receiver Jerry Rice.

The 49ers scored two touchdowns in every quarter and outgained the Broncos 461 yards to 167. After stopping Denver on the game's initial possession, San Francisco drove 66 yards in 10 plays, scoring on a 20-yard pass from Montana to Rice. The Broncos' next possession covered 49 yards in 10 plays and resulted in a 42-yard field goal by David Treadwell.

After limiting the 49ers to four yards on their next drive, Denver took possession on its own 49, but on first down, running back Bobby Humphrey fumbled and defensive end Kevin Fagan recovered for San Francisco on its 46. That turnover led to a 7-yard touchdown pass from Montana to tight end Brent Jones, and after a failed extra point attempt, San Francisco led 13-3 with three seconds left in the first quarter.

The Broncos failed to cross midfield in the second quarter while the 49ers scored on a 1-yard run by running back Tom Rathman and a 38-yard pass from Montana to Rice, taking a 27-3 lead into halftime.

San Francisco was unable to move the ball on the opening possession of the second half, but Elway was intercepted on the first play of Denver's next drive to give the 49ers possession on the Broncos' 28. On first down, Montana threw a touchdown pass to Rice to put his team up 34-3 with 2:12 gone in the third quarter.

The next Denver drive also ended with an interception, leading to a 35-yard scoring pass from Montana to John Taylor.

The Broncos, spurred by a 34-yard run by Humphrey, moved 61 yards in five plays and a penalty to score on a 3-yard run by Elway. San Francisco roared back with an 11-play, 75-yard drive that ended with a 3-yard touchdown run by Rathman. Following another Broncos fumble, running back Roger Craig plowed into the end zone on a 1-yard run to round out the scoring early in the fourth quarter and give the 49ers a 55-10 victory.

### OFFICIALS:

**Referee** — Dick Jorgensen (60); **Umpire** — Hendi Ancich (115); **Line Judge** — Ron Blum (83); **Side Judge** — Gerry Austin (34); **Head Linesman** — Earnie Frantz (111); **Back Judge** — Al Jury (106); **Field Judge** — Don Orr (77).

## DENVER BRONCOS

### OFFENSE

**WR** 82 V. Johnson  
**LT** 60 G. Perry  
**LG** 66 J. Juriga  
**C** 72 K. Kartz  
**RG** 67 D. Widell  
**RT** 76 K. Lanier  
**TE** 89 O. Mobley  
**WR** 80 M. Jackson  
**QB** 7 J. Elway  
**RB** 30 S. Sewell  
**RB** 26 B. Humphrey

### DEFENSE

**LE** 92 A. Carreker  
**NT** 71 G. Kragen  
**RE** 90 R. Holmes  
**LOLB** 56 M. Brooks  
**LILB** 55 R. Dennison  
**RILB** 77 K. Mecklenburg  
**ROLB** 73 S. Fletcher  
**LCB** 34 T. Braxton  
**RCB** 24 W. Henderson  
**SS** 49 D. Smith  
**FS** 27 S. Atwater

**BRONCOS SUBSTITUTIONS:** P 2 M. Horan, QB 8 G. Kubiak, K 9 D. Treadwell, RB 23 S. Winder, S 25 K. Corrington, CB 29 D. Carrington, RB 32 M. Bratton, RB 35 K. Bell, CB 36 M. Haynes, S 48 R. Robbins, LB 51 M. Munford, G/C 54 K. Bishop, LB 58 S. Curtis, LB 59 T. Lucas, DE/NT 61 A. Townsend, G 65 M. Smith, DE/NT 68 B. Henke, WR 83 M. Young, WR 84 R. Nattiel, TE 86 P. Green, TE 88 C. Kay, DE 91 W. Powers, LB 97 B. Klosterman. **INACTIVE:** RB 40 J. Alexander, C 57 M. Ruether.

## SAN FRANCISCO 49ERS

### OFFENSE

**WR** 82 J. Taylor  
**LT** 77 W. Paris  
**LG** 62 G. McIntyre  
**C** 61 J. Sapolu  
**RG** 69 B. Collie  
**RT** 79 H. Barton  
**TE** 84 B. Jones  
**WR** 80 J. Rice  
**QB** 16 J. Montana  
**RB** 33 R. Craig  
**RB** 44 T. Rathman

### DEFENSE

**LE** 78 P. Holt  
**NT** 95 M. Carter  
**RE** 75 K. Fagan  
**LOLB** 94 C. Haley  
**LILB** 54 M. Millen  
**RILB** 99 M. Walter  
**ROLB** 58 K. Turner  
**LCB** 26 D. Pollard  
**RCB** 29 D. Griffin  
**SS** 31 C. Brooks  
**FS** 42 R. Lott

**49ERS SUBSTITUTIONS:** K 6 M. Cofer, QB 8 S. Young, P 9 B. Helton, CB 21 E. Wright, CB 22 T. McKyer, RB 23 S. Tillman, RB 24 H. Sydney, RB 32 T. Flagler, S 40 J. Jackson, LB 53 B. Romanowski, LB 56 S. Hendrickson, LB 59 K. DeLong, C/G 60 C. Thomas, NT 64 J. Burt, G 66 T. Tausch, NT 67 P. Kulger, T 74 S. Wallace, TE 81 J. Williams, WR 85 M. Wilson, WR 88 M. Sherrard, TE 89 W. Walls, DE 91 L. Roberts, DE/LB 96 D. Stubbs. **INACTIVE:** QB 13 S. Bono, LB 98 A. Goss.

		1	2	3	4	OT	TOTAL	FIELD GOALS (made ( ) & missed)
<b>VISITOR</b>	San Francisco 49ers	13	14	14	14	—	55	
<b>HOME</b>	Denver Broncos	3	0	7	0	—	10	D. Treadwell (42)

Team	Qtr	Clock Time	PLAY DESCRIPTION (Extra Point) (Drive Info)	SCORE Visitor Home
49ERS	1	4:54	J. Rice 20 yd. pass from J. Montana (M. Cofer, kick) (10-66, 3:59)	7 0
BRONCOS	1	8:13	D. Treadwell 42 yd. Field Goal (10-49, 3:19)	7 3
49ERS	1	14:57	B. Jones 7 yd. pass from J. Montana (No good, WR) (10-54, 5:15)	13 3
49ERS	2	7:45	T. Rathman 1 yd. run (M. Cofer, kick) (14-69, 7:07)	20 3
49ERS	2	14:26	J. Rice 38 yd. pass from J. Montana (M. Cofer, kick) (5-59, 1:04)	27 3
49ERS	3	2:12	J. Rice 28 yd. pass from J. Montana (M. Cofer, kick) (1-28, 0:06)	34 3
49ERS	3	5:16	J. Taylor 35 yd. pass from J. Montana (M. Cofer, kick) (2-37, 0:48)	41 3
BRONCOS	3	8:07	J. Elway 3 yd. run (D. Treadwell, kick) (5-61, 2:51)	41 10
49ERS	4	0:03	T. Rathman 3 yd. run (M. Cofer, kick) (11-75, 6:56)	48 10
49ERS	4	1:13	R. Craig 1 yd. run (M. Cofer, kick) (1-1, 0:04)	55 10

## Denver Broncos

KICKOFF RETURNS	NO	YDS	AVG	FC	LG	TD	KICKOFF RETURNS	NO	YDS	AVG	FC	LG	TD
T. Flagler	3	49	16.3	0	22	0	D. Carrington	6	146	24.3	0	39	0
							K. Bell	2	41	20.5	0	24	0
							M. Bratton	1	9	9.0	0	9	0
RETURNS	3	49	16.3	0	22	0	RETURNS	9	196	21.8	0	39	0

## FINAL TEAM STATISTICS

## BRONCOS DEFENSIVE STATISTICS

*(based on unofficial press box statistics)*

535



# Denver 37, Cleveland 21

Sunday, Jan. 14, 1990 • 11:30 a.m. MST • Mile High Stadium • Denver

WEATHER: Sunny, 53°, Wind W 10 mph • ATTENDANCE: 76,005 • TIME: 3:28

## 1989 AFC Championship Game

The Denver Broncos won their third American Football Conference Championship in four years with a dynamic 37-21 victory over Cleveland before 76,005 fans at Mile High Stadium.

Broncos quarterback John Elway threw for 385 yards and three touchdowns, running back Sammy Winder tied a Denver postseason record with two touchdowns and strong safety Dennis Smith posted two of the Broncos' three interceptions. Denver also totaled 497 yards of offense, averaging 6.5 yards on 76 plays.

The Broncos took the opening kickoff and drove to the Cleveland 1, but on third down, Elway's pitch to running back Bobby Humphrey was fumbled and the Browns' Andrew Stewart recovered on the 8. With five minutes left in the first quarter, Smith picked off a Bernie Kosar pass and returned it to the Cleveland 32. Denver moved to the Cleveland 12 but had to settle for a 29-yard field goal by David Treadwell.

Neither team mounted scoring drives until the Broncos took possession on their own 18 with 6:54 left in the half. On first down, Elway hit wide receiver Mark Jackson for 12 yards, and three plays later he connected with wide receiver Michael Young for a 70-yard touchdown that put Denver ahead 10-0 at the half.

The Browns took the opening kickoff of the second half and drove 70 yards in eight plays, scoring on a 27-yard pass from Kosar to Brian Brennan. Denver roared right back on its next possession, going 80 yards in six plays and scoring on a 5-yard pass from Elway to tight end Orson Mobley on a drive sparked by a 53-yard Young reception.

The Broncos began their next possession at their 40-yard line and, buoyed by a 25-yard run by Elway, covered 60 yards in six plays and scored on a 7-yard run by Winder, making the score 24-7 late in the third quarter.

The Browns needed just six plays to go 72 yards and score on a 10-yard Kosar-to-Brennan pass, and two plays into Denver's next drive, Cleveland's Felix Wright recovered a Denver fumble and returned it to the Broncos' 1. On second down, Tim Manoa barreled in from the 2, cutting Denver's lead to 24-21 with one second left in the third quarter.

The Broncos shut out the Browns in the fourth quarter while posting 13 points of their own. A 39-yard touchdown grab by Winder along with two Treadwell field goals accounted for Denver's final points of the afternoon.

### OFFICIALS:

**Referee** — Dick Hantak (105); **Umpire** — Art Demmas (78); **Line Judge** — Bill Reynolds (53); **Side Judge** — Nate Jones (97); **Head Linesman** — Dale Williams (8); **Back Judge** — Paul Baetz (22); **Field Judge** — Jack Vaughan (93).

## DENVER BRONCOS

### OFFENSE

**WR** 82 V. Johnson  
**LT** 60 G. Perry  
**LG** 66 J. Juriga  
**C** 72 K. Kartz  
**RG** 67 D. Widell  
**RT** 76 K. Lanier  
**TE** 87 P. Kelly  
**WR** 80 M. Jackson  
**QB** 7 J. Elway  
**FB** 32 M. Bratton  
**RB** 26 B. Humphrey

### DEFENSE

**LE** 92 A. Carreker  
**NT** 71 G. Kragen  
**RE** 90 R. Holmes  
**LOLB** 56 M. Brooks  
**LILB** 55 R. Dennison  
**RILB** 77 K. Mecklenburg  
**ROLB** 73 S. Fletcher  
**LCB** 34 T. Braxton  
**RCB** 24 W. Henderson  
**SS** 49 D. Smith  
**FS** 27 S. Atwater

**BRONCOS SUBSTITUTIONS:** P 2 M. Horan, QB 8 G. Kubiak, K 9 D. Treadwell, RB 23 S. Winder, S 25 K. Corrington, CB 29 D. Carrington, RB 30 S. Sewell, RB 35 K. Bell, CB 36 M. Haynes, S 48 R. Robbins, LB 51 M. Munford, G/C 54 K. Bishop, LB 58 S. Curtis, LB 59 T. Lucas, DE/NT 61 A. Townsend, G 65 M. Smith, DE/NT 68 B. Henke, WR 83 M. Young, WR 84 R. Nattiel, TE 88 C. Kay, TE 89 O. Mobley, DE 91 W. Powers, LB 97 B. Klosterman. **INACTIVE:** RB 40 J. Alexander, C 57 M. Ruether.

## CLEVELAND BROWNS

### OFFENSE

**WR** 84 W. Slaughter  
**LT** 74 P. Farren  
**LG** 68 T. Banker  
**C** 73 G. Rakoczy  
**RG** 66 T. Jones  
**RT** 63 C. Risien  
**TE** 82 O. Newsome  
**WR** 88 R. Langhorne  
**QB** 19 B. Kosar  
**RB** 21 E. Metcalf  
**FB** 34 K. Mack

### DEFENSE

**LDE** 60 A. Baker  
**LDI** 78 C. Hairston  
**RDT** 92 M. Perry  
**RDE** 97 R. Banks  
**LLB** 57 C. Matthews  
**MLB** 59 M. Johnson  
**RLB** 56 D. Grayson  
**LCB** 31 F. Minnifield  
**RCB** 29 H. Dixon  
**SS** 22 F. Wright  
**FS** 30 T. Gash

**BROWNS SUBSTITUTIONS:** K 9 M. Bahr, QB 10 M. Pagel, P 15 B. Wagner, CB 23 M. Harper, RB 26 K. Jones, RB 33 M. Oliphant, RB 35 B. Redden, S 40 K. Kramer, FB 42 T. Manoa, S 49 R. Lyons, LB 50 V. Walters, LB 51 E. Johnson, LB 58 C. Charlton, C 64 T. Baugh, DE 71 T. Gibson, DL 75 C. Pike, T 77 R. Bolden, WR 85 L. Tillman, WR 86 B. Brennan, TE 87 R. Middleton, WR 89 G. McNeil, DE 96 A. Stewart. **DID NOT PLAY:** DB 24 T. Blaylock. **INACTIVE:** T 70 K. Simons, T 72 K. Robbins.

		1	2	3	4	OT	TOTAL
<b>VISITOR</b>	Cleveland Browns	0	0	21	0	—	21
<b>HOME</b>	Denver Broncos	3	7	14	13	—	37

### FIELD GOALS (made ( ) & missed)

D. Treadwell (29) 54B (34) (31)


Team	Qtr	Clock Time	PLAY DESCRIPTION (Extra Point) (Drive Info)	SCORE Visitor	Home
BRONCOS	1	12:59	D. Treadwell 29 yd. Field Goal (5-20, 2:46)	0	3
BRONCOS	2	9:03	M. Young 70 yd. pass from J. Elway (D. Treadwell, kick) (4-82, 0:57)	0	10
BROWNS	3	3:19	B. Brennan 27 yd. pass from B. Kosar (M. Bahr, kick) (8-70, 3:19)	7	10
BRONCOS	3	7:00	O. Mobley 5 yd. pass from J. Elway (D. Treadwell, kick) (6-80, 3:41)	7	17
BRONCOS	3	10:41	S. Winder 7 yd. run (D. Treadwell, kick) (6-60, 2:41)	7	24
BROWNS	3	12:48	B. Brennan 10 yd. pass from B. Kosar (M. Bahr, kick) (6-72, 2:07)	14	24
BROWNS	3	14:59	T. Manoa 2 yd. run (M. Bahr, kick) (2-1, 1:12)	21	24
BRONCOS	4	2:25	S. Winder 39 yd. pass from J. Elway (D. Treadwell, kick) (6-80, 2:26)	21	31
BRONCOS	4	6:38	D. Treadwell 34 yd. Field Goal (7-22, 3:48)	21	34
BRONCOS	4	13:00	D. Treadwell 31 yd. Field Goal (10-34, 6:50)	21	37

## FINAL INDIVIDUAL STATISTICS

Cleveland Browns										Denver Broncos													
RUSHING	ATT	YDS	AVG	LG	TD					RUSHING	ATT	YDS	AVG	LG	TD								
K. Mack	6	36	6.0	19	0					J. Elway	5	39	7.8	25	0								
B. Kosar	2	22	11.0	16	0					S. Winder	21	37	1.8	9	1								
T. Manoa	2	5	2.5	3	1					B. Humphrey	8	23	2.9	9	0								
E. Metcalf	3	4	1.3	2	0					S. Sewell	4	17	4.3	12	0								
R. Langhorne	1	-1	-1.0	-1	0					M. Bratton	1	4	4.0	4	0								
TOTAL	14	66	4.7	19	1					TOTAL	39	120	3.1	25	1								
PASSING	ATT	CMP	YDS	TD	LG	IN	Rtg.					PASSING	ATT	CMP	YDS	TD	LG	IN	Rtg.				
B. Kosar	44	19	210	4/20	2	27	3	44.7					J. Elway	36	20	385	1/8	3	70	0			
TOTAL	44	19	210	4/20	2	27	3	44.7					TOTAL	36	20	385	1/8	3	70	0			
PASS RECEIVING	NO	YDS	AVG	LG	TD					PASS RECEIVING	NO	YDS	AVG	LG	TD								
R. Langhorne	5	78	15.6	27	0					V. Johnson	7	91	13.0	23	0								
B. Brennan	5	58	11.6	27	2					S. Sewell	3	55	18.3	43	0								
W. Slaughter	3	36	12.0	16	0					M. Young	2	123	61.5	70	1								
K. Mack	2	8	4.0	5	0					S. Winder	2	39	19.5	39	1								
E. Metcalf	2	7	3.5	4	0					M. Jackson	2	25	12.5	13	0								
L. Tillman	1	15	15.0	15	0					O. Mobley	2	22	11.0	17	1								
T. Manoa	1	8	8.0	8	0					B. Humphrey	1	23	23.0	23	0								
TOTAL	19	210	11.1	27	2					TOTAL	20	385	19.3	70	3								
INTERCEPTIONS	NO	YDS	AVG	LG	TD					INTERCEPTIONS	NO	YDS	AVG	LG	TD								
										D. Smith	2	13	6.5	9	0								
										K. Corrington	1	1	1.0	1	0								
TOTAL	0	0	0.0	—	0					TOTAL	3	14	4.7	9	0								
PUNTING	NO	YDS	AVG	NET	TB	IN20	LG					PUNTING	NO	YDS	AVG	NET	TB	IN20	LG				
B. Wagner	8	338	42.3	35.3	1	1	52					M. Horan	5	232	46.4	37.0	2	1	61				
TOTAL	8	338	42.3	35.3	1	1	52					TOTAL	5	232	46.4	37.0	2	1	61				
PUNT RETURNS	NO	YDS	AVG	FC	LG	TD					PUNT RETURNS	NO	YDS	AVG	FC	LG	TD						
G. McNeil	1	7	7.0	1	7	0					V. Johnson	4	36	9.0	0	11	0						
(DOWNED)	1	0	0.0	0	—	0					(DOWNED)	3	0	0.0	0	—	0						
(TOUCHBACK)	2	0	0.0	0	—	0					(TOUCHBACK)	1	0	0.0	0	—	0						
RETURNS	1	7	7.0	1	7	0					RETURNS	4	36	9.0	0	11	0						
KICKOFF RETURNS	NO	YDS	AVG	FC	LG	TD					KICKOFF RETURNS	NO	YDS	AVG	FC	LG	TD						
E. Metcalf	6	118	19.7	0	28	0					(TOUCHBACK)	4	0	0.0	0	—	0						
K. Jones	1	12	12.0	0	12	0																	
(TOUCHBACK)	1	0	0.0	0	—	0																	
RETURNS	7	130	18.6	0	28	0					RETURNS	0	0	0.0	0	—	0						
Cleveland Browns	Own					Opp.					Out	Denver Broncos	Own					Opp.					Out
FUMBLES	Fum	Lost	Rec.	Yds	TD	FF	Rec.	Yds	TD	Bnds		FUMBLES	Fum	Lost	Rec.	Yds	TD	FF	Rec.	Yds	TD	Bnds	
A. Stewart	0	0	0	0	0	0	0	1	0	0		J. Elway	1	1	0	-6	0	0	0	0	0	0	0
K. Mack	2	0	1	0	0	0	0	0	0	0		M. Bratton	1	1	0	0	0	0	0	0	0	0	0
B. Kosar	1	0	2	0	0	0	0	0	0	0													
F. Wright	0	0	0	0	0	0	1	27	0	0													
TOTAL	3	0	3	0	0	0	2	27	0	0		TOTAL	2	2	0	-6	0	0	0	0	0	0	0

## FINAL TEAM STATISTICS

	BROWNS		BRONCOS			BROWNS		BRONCOS	
TOTAL FIRST DOWNS	14	22	PUNTS Number and Average			8-42.3	5-46.4		
By Rushing	3	6	Had Blocked			0	0		
By Passing	11	14	FGs – PATs Had Blocked			0-0	1-0		
By Penalty	0	2	TOTAL RETURN YARDAGE (Not Including Kickoffs)			7	50		
THIRD DOWN EFFICIENCY	3-13-23%	9-18-50%	No. and Yards Punt Returns			1-7	4-36		
FOURTH DOWN EFFICIENCY	0-1-0%	0-0-0%	No. and Yards Kickoff Returns			7-130	0-0		
TOTAL NET YARDS	256	497	No. and Yards Interception Returns			0-0	3-14		
Total Offensive Plays (inc. times thrown passing)	62	76	PENALTIES Number and Yards			8-55	1-5		
Average gain per offensive play	4.1	6.5	FUMBLES Number and Lost			3-0	2-2		
NET YARDS RUSHING	66	120	TOUCHDOWNS			3	4		
Total Rushing Plays	14	39	Rushing			1	1		
Average gain per rushing play	4.7	3.1	Passing			2	3		
NET YARDS PASSING	190	377	Returns			0	0		
Times thrown – yards lost attempting to pass	4-20	1-8	EXTRA POINTS Made-Attempts			3-3	4-4		
Gross yards passing	210	385	FIELD GOALS Made-Attempts			0-0	3-4		
PASS ATTEMPTS-COMPLETIONS-HAD INTERCEPTED	44-19-3	36-20-0	SAFETIES			0	0		
Average gain per pass play (inc. # thrown passing)	4.0	10.2	FINAL SCORE			21	37		
KICKOFFS Number-In End Zone-Touchbacks	4-4-4	8-1-1	TIME OF POSSESSION			23:07	36:53		



# Denver 24, Pittsburgh 23

Sunday, Jan. 7, 1990 • 2 p.m. MST • Mile High Stadium • Denver

WEATHER: Sunny, 55°, Wind W 6 mph • ATTENDANCE: 75,868 • TIME: 2:57

## 1989 AFC Divisional Playoff Game

The Denver Broncos advanced to their third AFC Championship Game in four years with a come-from-behind 24-23 victory against the Steelers before 75,868 fans at Mile High Stadium. Although Pittsburgh held the upper hand in total yards (404 to 364) and time of possession (34:14 to 25:46), Denver was able to mount a late fourth-quarter drive and score the winning touchdown with just 2:27 remaining.

The Steelers took the opening kickoff and drove 65 yards in 13 plays, scoring on a 32-yard Gary Anderson field goal. Following a 45-yard run by Merrill Hoge and a 33-yard Bubby Brister-to-Tim Worley pass play, the Steelers were knocking on the door again and scored three plays later on a 7-yard run by Hoge. The score put Pittsburgh ahead 10-0 with 1:38 gone in the second quarter.

The Broncos took their first possession of the second quarter and drove 75 yards in 12 plays to score on a 1-yard plunge by running back Mel Bratton on third-and-goal. The Steelers bounced back, traveling 77 yards in 12 plays to score on a 9-yard pass from Brister to wide receiver Louis Lipps. The Broncos got the ball back on their own 33 with 20 seconds left in the half. Two Elway passes put Denver at the Pittsburgh 26 with two seconds left, setting up David Treadwell's 43-yard field goal that pulled Denver within 17-10 at halftime.

Early in the third quarter, Denver nose tackle Greg Kragen forced a Tim Worley fumble that cornerback Tyrone Braxton recovered for the Broncos on the Steelers' 37-yard line. On first down, Elway found wide receiver Vance Johnson for a touchdown to tie the score at 17. Pittsburgh's next two possessions ended in Anderson field goals, and the Steelers held a 23-17 lead in the early stages of the fourth quarter.

After an exchange of punts, the Broncos took possession on their own 29 with 7:06 left in the game. Elway connected with Jackson for 18 yards and then handed off to running back Bobby Humphrey, who pitched the ball back to Elway, setting up his 36-yard strike to Johnson that gave Denver a first down on the Steelers' 26. Humphrey ran on the next four plays, gaining 24 yards and taking the ball to the 2. On third-and-goal from the 1, Bratton scored again and Treadwell's extra point gave Denver its first lead of the game with 2:27 left in regulation.

Pittsburgh got the ball on its own 20, but on third down Brister's signals were drowned out by the crowd and he mis-handled the snap. Randy Robbins recovered for Denver on the Pittsburgh 18, and the Broncos were able to run out the clock.

### OFFICIALS:

**Referee** — Gene Barth (14); **Umpire** — Dave Hamilton (42); **Line Judge** — Ron Blum (83); **Side Judge** — Gene Austin (34); **Head Linesman** — Ron Phares (10); **Back Judge** — Louis Richard (68); **Field Judge** — Bobby Skelton (73).

## DENVER BRONCOS

### OFFENSE

**WR** 82 V. Johnson  
**LT** 60 G. Perry  
**LG** 66 J. Juriga  
**C** 72 K. Kartz  
**RG** 67 D. Widell  
**RT** 76 K. Lanier  
**TE** 89 O. Mobley  
**WR** 80 M. Jackson  
**QB** 7 J. Elway  
**FB** 32 M. Bratton  
**RB** 26 B. Humphrey

### DEFENSE

**LE** 92 A. Carreker  
**NT** 71 G. Kragen  
**RE** 90 R. Holmes  
**LOLB** 56 M. Brooks  
**LILB** 51 M. Munford  
**RILB** 77 K. Mecklenburg  
**ROLB** 73 S. Fletcher  
**LCB** 34 T. Braxton  
**RCB** 24 W. Henderson  
**SS** 49 D. Smith  
**FS** 27 S. Atwater

**BRONCOS SUBSTITUTIONS:** P 2 M. Horan, QB 8 G. Kubiak, K 9 D. Treadwell, RB 23 S. Winder, S 25 K. Corrington, CB 29 D. Corrington, RB 30 S. Sewell, RB 35 K. Bell, CB 36 M. Haynes, S 48 R. Robbins, G/C 54 K. Bishop, LB 55 R. Dennison, LB 58 S. Curtis, LB 59 T. Lucas, DE/NT 61 A. Townsend, G 65 M. Smith, DE/NT 68 B. Henke, WR 83 M. Young, WR 84 R. Nattiel, TE 87 P. Kelly, TE 88 C. Kay, DE 91 W. Powers, LB 97 B. Klosterman. **INACTIVE:** RB 40 J. Alexander, C 57 M. Ruether.

## PITTSBURGH STEELERS

### OFFENSE

**WR** 87 W. Thompson  
**LT** 65 J. Jackson  
**LG** 79 J. Reinstra  
**C** 63 D. Dawson  
**RG** 74 T. Long  
**RT** 62 T. Ilkin  
**TE** 84 M. Mularkey  
**WR** 83 L. Lipps  
**QB** 6 B. Brister  
**FB** 33 M. Hoge  
**RB** 38 T. Worley

### DEFENSE

**LE** 93 K. Willis  
**NT** 98 G. Williams  
**RE** 78 T. Johnson  
**LOLB** 53 B. Hinkle  
**LILB** 50 D. Little  
**RILB** 54 H. Nickerson  
**ROLB** 95 G. Lloyd  
**LCB** 49 D. Woodruff  
**RCB** 26 R. Woodson  
**SS** 37 C. Lake  
**FS** 27 T. Everett

**STEELERS SUBSTITUTIONS:** K 1 G. Anderson, P 18 H. Newsome, RB 20 D. Stone, CB 22 L. Griffin, RB 23 T. Tyrell, CB 25 D. Arnold, CB 35 D. Hall, RB 40 R. Wilkerson, CB 44 D. Johnson, LB 55 T. Simien, G 60 B. Blakenship, NT 68 L. Freeman, T 71 T. Ricketts, G/T 73 C. Wolfey, WR 80 M. Stock, TE 85 T. O'Shea, LB 90 T. Stowe, LB 91 J. Williams, DE 94 A. Jones, LB 92 J. Olsavsky. **DID NOT PLAY:** QB 11 R. Strom, C 51 C. Lanza, WR 82 D. Hill. **INACTIVE:** QB 14 T. Blackledge, WR 88 J. Johnson.

		1	2	3	4	OT	TOTAL	FIELD GOALS (made ( ) & missed)		
<b>VISITOR</b>	Pittsburgh Steelers	3	14	3	3	—	23	G. Anderson	(32)	(35) (32)
<b>HOME</b>	Denver Broncos	0	10	7	7	—	24	D. Treadwell	(43)	

Team	Qtr	Clock Time	PLAY DESCRIPTION (Extra Point) (Drive Info)	SCORE Visitor	Home
STEELERS	1	7:47	G. Anderson 32 yd. Field Goal (13-65, 7:47)	3	0
STEELERS	2	1:38	M. Hoge 7 yd. run (G. Anderson, kick) (5-93, 2:27)	10	0
BRONCOS	2	8:38	M. Bratton 1 yd. run (D. Treadwell, kick) (12-75, 7:00)	10	7
STEELERS	2	14:34	L. Lipps 9 yd. pass from B. Brister (G. Anderson, kick) (12-77, 5:56)	17	7
BRONCOS	2	15:00	D. Treadwell 43 yd. Field Goal (3-41, 0:26)	17	10
BRONCOS	3	1:58	V. Johnson 37 yd. pass from J. Elway (D. Treadwell, kick) (1-37, 0:07)	17	17
STEELERS	3	7:26	G. Anderson 35 yd. Field Goal (10-62, 5:28)	20	17
STEELERS	4	0:07	G. Anderson 32 yd. Field Goal (10-34, 5:54)	23	17
BRONCOS	4	12:33	M. Bratton 1 yd. run (D. Treadwell, kick) (9-71, 4:39)	23	24

### FINAL INDIVIDUAL STATISTICS

Pittsburgh Steelers										Denver Broncos											
RUSHING	ATT	YDS	AVG	LG	TD					RUSHING	ATT	YDS	AVG	LG	TD						
M. Hoge	16	120	7.5	45	1					B. Humphrey	18	85	4.7	17	0						
T. Worley	13	50	3.8	19	0					J. Elway	7	44	6.3	32	0						
B. Brister	2	4	2.0	4	0					S. Sewell	1	6	6.0	6	0						
L. Lipps	1	1	1.0	1	0					M. Bratton	4	3	0.8	1	2						
										S. Winder	1	0	0.0	0	0						
TOTAL	32	175	5.5	45	1					TOTAL	31	138	4.5	32	2						
PASSING	ATT	CMP	YDS	TKD/YD	TD	LG	IN	Rtg.		PASSING	ATT	CMP	YDS	TKD/YD	TD	LG	IN	Rtg.			
B. Brister	29	19	229	0/0	1	33	0	101.1		J. Elway	20	12	239	1/13	1	51	1	97.7			
TOTAL	29	19	229	0/0	1	33	0	101.1		TOTAL	20	12	239	1/13	1	51	1	97.7			
PASS RECEIVING	NO	YDS	AVG	LG	TD					PASS RECEIVING	NO	YDS	AVG	LG	TD						
M. Hoge	8	60	7.5	19	0					M. Jackson	5	111	22.2	51	0						
L. Lipps	3	29	9.7	11	1					V. Johnson	3	85	28.3	37	1						
D. Stone	3	18	9.0	11	0					M. Young	2	22	11.0	12	0						
M. Mularkey	2	36	18.0	25	0					R. Nattiel	1	15	15.0	15	0						
T. Worley	1	33	33.0	33	0					B. Humphrey	1	6	6.0	6	0						
M. Stock	1	30	30.0	30	0																
W. Thompson	1	23	23.0	23	0																
TOTAL	19	229	12.1	33	1					TOTAL	12	239	19.9	51	1						
INTERCEPTIONS	NO	YDS	AVG	LG	TD					INTERCEPTIONS	NO	YDS	AVG	LG	TD						
T. Everett	1	26	26.0	26	0																
TOTAL	1	26	26.0	26	0					TOTAL	0	0	0.0	—	0						
PUNTING	NO	YDS	AVG	NET	TB	IN20	LG			PUNTING	NO	YDS	AVG	NET	TB	IN20	LG				
H. Newsome	2	86	43.0	40.0	0	0	50			M. Horan	3	133	44.3	37.7	1	2	55				
										J. Elway	1	17	17.0	17.0	0	1	17				
TOTAL	2	86	43.0	40.0	0	0	50			TOTAL	4	150	37.5	32.5	1	3	55				
PUNT RETURNS	NO	YDS	AVG	FC	LG	TD				PUNT RETURNS	NO	YDS	AVG	FC	LG	TD					
R. Woodson	0	0	0.0	1	0	0				V. Johnson	1	6	6.0	1	6	0					
(DOWNED)	2	0	0.0	0	—	0															
(TOUCHBACK)	1	0	0.0	0	—	0															
RETURNS	0	0	0.0	1	0	0				RETURNS	1	6	6.0	1	6	0					
KICKOFF RETURNS	NO	YDS	AVG	FC	LG	TD				KICKOFF RETURNS	NO	YDS	AVG	FC	LG	TD					
R. Woodson	2	33	16.5	0	19	0				K. Bell	2	62	31.0	0	31	0					
(TOUCHBACK)	2	0	0.0	0	—	0				D. Carrington	2	51	25.5	0	27	0					
										M. Bratton	1	6	6.0	0	6	0					
										(TOUCHBACK)	1	0	0.0	0	—	0					
RETURNS	2	33	16.5	0	19	0				RETURNS	5	119	23.8	0	31	0					
Pittsburgh Steelers	Own	Yds	TD	FF	Rec.	Yds	TD	Out		Denver Broncos	Own	Yds	TD	FF	Rec.	Yds	TD	Out			
FUMBLES	Fum	Lost	Rec.	Yds	TD	FF	Rec.	Yds	TD	Bnds	FUMBLES	Fum	Lost	Rec.	Yds	TD	FF	Rec.	Yds	TD	Bnds
T. Worley	1	1	0	0	0	0	0	0	0	0	T. Braxton	0	0	0	0	0	1	5	0	0	0
B. Brister	1	1	0	-2	0	0	0	0	0	0	V. Johnson	1	0	1	0	0	0	0	0	0	0
											R. Robbins	0	0	0	0	0	1	0	0	0	0
											G. Kragan	0	0	0	0	0	1	0	0	0	0
TOTAL	2	2	0	-2	0	0	0	0	0	0	TOTAL	1	0	1	0	0	1	2	5	0	0

### FINAL TEAM STATISTICS

	STEELERS	BRONCOS		STEELERS	BRONCOS
TOTAL FIRST DOWNS	19	19	PUNTS Number and Average	2-43.0	4-37.5
By Rushing	7	8	Had Blocked	0	0
By Passing	12	9	FGs - PATs Had Blocked	0-0	0-0
By Penalty	0	2	TOTAL RETURN YARDAGE (Not Including Kickoffs)	26	6
THIRD DOWN EFFICIENCY	9-15-60%	6-10-60%	No. and Yards Punt Returns	0-0	1-6
FOURTH DOWN EFFICIENCY	0-0-0%	0-0-0%	No. and Yards Kickoff Returns	2-33	5-119
TOTAL NET YARDS	404	364	No. and Yards Interception Returns	1-26	0-0
Total Offensive Plays (inc. times thrown passing)	61	52	PENALTIES Number and Yards	8-50	2-19
Average gain per offensive play	6.6	7.0	FUMBLES Number and Lost	2-2	1-0
NET YARDS RUSHING	175	138	TOUCHDOWNS	2	3
Total Rushing Plays	32	31	Rushing	1	2
Average gain per rushing play	5.5	4.5	Passing	1	1
NET YARDS PASSING	229	226	Returns	0	0
Times thrown - yards lost attempting to pass	0-0	1-13	EXTRA POINTS Made-Attempts	2-2	3-3
Gross yards passing	229	239	FIELD GOALS Made-Attempts	3-3	1-1
PASS ATTEMPTS-COMPLETIONS-HAD INTERCEPTED	29-19-0	20-12-1	SAFETIES	0	0
Average gain per pass play (inc. # thrown passing)	7.9	10.8	FINAL SCORE	23	24
KICKOFFS Number-In End Zone-Touchbacks	6-1-1	4-2-2	TIME OF POSSESSION	34:14	25:46

### BRONCOS DEFENSIVE STATISTICS

*(based on unofficial press box statistics)*

PLAYER	UT	A	TT	S-YDS	I-YDS	PD	FF	FR	PLAYER	UT	A	TT	S-YDS	I-YDS	PD	FF	FR
M. Brooks	6	3	9	0-0	0-0	0	0	0	M. Munford	1	1	2	0-0	0-0	0	0	0
G. Kragen	6	3	9	0-0	0-0	0	1	0	S. Fletcher	1	0	1	0-0	0-0	1	0	0
S. Atwater	6	0	6	0-0	0-0	0	0	0	R. Robbins	1	0	1	0-0	0-0	0	0	1
R. Holmes	5	0	5	0-0	0-0	0	0	0	D. Carrington	0	0	0	0-0	0-0	0	0	0
D. Smith	4	1	5	0-0	0-0	0	0	0	K. Corrington	0	0	0	0-0	0-0	0	0	0
K. Mecklenburg	4	0	4	0-0	0-0	0	0	0	T. Lucas	0	0	0	0-0	0-0	0	0	0
T. Braxton	3	0	3	0-0	0-0	0	0	1	B. Klosterman	0	0	0	0-0	0-0	0	0	0
R. Dennison	2	1	3	0-0	0-0	0	0	0	W. Powers	0	0	0	0-0	0-0	0	0	0
A. Carreker	2	0	2	0-0	0-0	0	0	0	<b>TEAM TOTALS</b>	<b>45</b>	<b>9</b>	<b>54</b>	<b>0-0</b>	<b>0-0</b>	<b>1</b>	<b>1</b>	<b>2</b>
W. Henderson	2	0	2	0-0	0-0	0	0	0									





# Washington 42, Denver 10

Sunday, Jan. 31, 1988 • 3:20 p.m. PST • Jack Murphy Stadium • San Diego

WEATHER: Mostly Cloudy, 61°, Wind SW 5 mph • ATTENDANCE: 73,302 • TIME: 3:40

## Super Bowl XXII



The Washington Redskins scored 35 points in the second quarter to power their way to a 42-10 victory against the Denver Broncos in Super Bowl XXII at Jack Murphy Stadium in San Diego in front of 73,302 fans.

Super Bowl MVP Doug Williams of Washington completed 18-of-29 passes for 340 yards with four touchdowns while running back Timmy Smith gained 204 yards on 22 carries, scoring twice, and wide receiver Ricky Sanders caught nine passes for 193 yards (21.4 avg.) with two touchdowns.

The Broncos took an early lead on their first play from scrimmage, a 56-yard pass from John Elway to Ricky Nattiel that occurred with 1:57 gone in the game. Denver's next possession stalled at the Redskins' 7-yard line, but Rich Karlis put the Broncos up 10-0 with a 24-yard field goal.

In the second quarter, however, Denver's dreams of a World Championship were blown apart by the Redskins. On Washington's first play of the quarter, Williams and Sanders connected for an 80-yard touchdown pass to bring the score to 10-7. The Redskins took the lead for good on the fifth play of their next possession when Williams found Gary Clark for a 27-yard touchdown.

Denver got as far as the Washington 26 on its next drive, but Karlis' 43-yard field goal attempt sailed wide left. Two plays later, Smith scored on a 58-yard run to increase the Washington lead to 21-10. The Redskins' next possession ended with a 50-yard Williams-to-Sanders touchdown pass, and minutes later, Williams and Clint Didier combined for an 8-yard touchdown pass to give the Redskins a 35-10 lead at halftime.

The Broncos could move only as far as the Redskins' 48-yard line in the second half, and Washington closed out the scoring late in the game on a 4-yard run by Smith.

The Redskins finished with 602 total yards, including the 340 passing yards from Williams. Their defense limited Denver to 327 total yards while holding Elway to just 14-of-38 passing for 257 yards and intercepting him three times. The Broncos were only able to total 97 rushing yards in the game and were held to 2-of-12 (16.7%) success on third downs.

### OFFICIALS:

**Referee** — Bob McElwee (95); **Umpire** — Al Conway (27); **Line Judge** — Jack Fette (39); **Side Judge** — Don Wedge (28); **Head Linesman** — Dale Hamer (104); **Back Judge** — Al Jury (106); **Field Judge** — Johnny Grier (23).

## DENVER BRONCOS

### OFFENSE

**WR** 80 M. Jackson  
**LT** 70 D. Studdard  
**LG** 54 K. Bishop  
**C** 62 M. Freeman  
**RG** 79 S. Humphries  
**RT** 76 K. Lanier  
**TE** 88 C. Kay  
**QB** 7 J. Elway  
**RB** 23 S. Winder  
**RB** 33 G. Lang  
**WR** 84 R. Nattiel

### DEFENSE

**LE** 61 A. Townsend  
**NT** 71 G. Kragen  
**RE** 75 R. Jones  
**LOLB** 73 S. Fletcher  
**LILB** 77 K. Mecklenburg  
**RILB** 98 R. Hunley  
**ROLB** 50 J. Ryan  
**LCB** 36 M. Haynes  
**RCB** 45 S. Wilson  
**SS** 31 D. Smith  
**FS** 22 T. Lilly

**BRONCOS SUBSTITUTIONS:** P 2 M. Horan, K 3 R. Karlis, QB 8 G. Kubiak, RB 24 T. Boddie, DB 27 K. Clark, CB 28 J. Castille, RB 30 S. Sewell, CB 34 T. Braxton, RB 35 K. Bell, DB 38 B. Plummer, RB 46 B. Micho, S 48 R. Robbins, LB 55 R. Dennison, LB 56 M. Brooks, LB 59 T. Lucas, DE 65 W. Bowyer, C 72 K. Kartz, WR 81 S. Watson, WR 82 V. Johnson, TE 89 O. Mobley, DE 90 F. Gilbert, LB 97 B. Klosterman. **DID NOT PLAY:** C 68 L. Lee.

## WASHINGTON REDSKINS

### OFFENSE

**WR** 87 G. Clark  
**LT** 66 J. Jacoby  
**LG** 63 R. McKenzie  
**C** 53 J. Bostic  
**RG** 69 R. C. Theilemann  
**RT** 73 M. May  
**TE** 86 C. Didier  
**TE** 85 D. Warren  
**QB** 17 D. Williams  
**RB** 38 T. Smith  
**WR** 83 R. Sanders

### DEFENSE

**LE** 71 C. Mann  
**LT** 65 D. Butz  
**RT** 77 D. Grant  
**RE** 72 D. Manley  
**LLB** 55 M. Kaufman  
**MLB** 52 N. Oikewicz  
**RLB** 51 M. Coleman  
**LCB** 28 D. Green  
**RCB** 23 T. Bowles  
**SS** 45 B. Burnburn  
**FS** 40 A. Walton

**REDSKINS SUBSTITUTIONS:** K 6 A. Haji-Sheikh, QB 10 J. Schroeder, P 12 S. Cox, RB 24 K. Bryant, RB 29 R. Branch, S 31 C. Vaughn, CB 32 V. Dean, CB 34 B. Davis, RB 35 K. Griffin, RB 38 G. Rogers, CB 46 D. Woodberry, LB 50 R. Caldwell, LB 54 K. Gouveia, LB 57 R. Milot, G 61 R. Kehr, DE 64 S. Hamilton, G 68 R. Grimm, DE 74 M. Koch, DT 78 D. Hamel, WR 80 E. Yarbber, WR 81 A. Monk, TE 82 A. Jones, TE 87 T. Orr.

		1	2	3	4	OT	TOTAL	FIELD GOALS (made ( ) & missed)	
<b>VISITOR</b>	Washington Redskins	0	35	0	7	—	42	A. Haji-Sheikh	46HU
<b>HOME</b>	Denver Broncos	10	0	0	0	—	10	R. Karlis	(24) 43WL

Team	Qtr	Clock Time	PLAY DESCRIPTION (Extra Point) (Drive Info)	SCORE	
				Visitor	Home
BRONCOS	1	1:57	R. Nattiel 56 yd. pass from J. Elway (R. Karlis, kick) (1-56, 0:08)	0	7
BRONCOS	1	5:51	R. Karlis 24 yd. Field Goal (7-61, 2:05)	0	10
REDSKINS	2	0:53	R. Sanders 80 yd. pass from D. Williams (A. Haji-Sheikh, kick) (1-80, 0:10)	7	10
REDSKINS	2	4:45	G. Clark 27 yd. pass from D. Williams (A. Haji-Sheikh, kick) (5-64, 2:44)	14	10
REDSKINS	2	8:33	T. Smith 58 yd. run (A. Haji-Sheikh, kick) (2-74, 0:51)	21	10
REDSKINS	2	11:18	R. Sanders 50 yd. pass from D. Williams (A. Haji-Sheikh, kick) (3-60, 0:52)	28	10
REDSKINS	2	13:56	C. Didier 8 yd. pass from D. Williams (A. Haji-Sheikh, kick) (7-79, 1:10)	35	10
REDSKINS	4	1:51	T. Smith 4 yd. run (A. Haji-Sheikh, kick) (4-68, 2:03)	42	10

### FINAL INDIVIDUAL STATISTICS

Washington Redskins													Denver Broncos													
RUSHING	ATT	YDS	AVG	LG	TD	RUSHING	ATT	YDS	AVG	LG	TD	RUSHING	ATT	YDS	AVG	LG	TD									
T. Smith	22	204	9.3	58	2	G. Lang	5	38	7.6	13	0	J. Elway	3	32	10.7	21	0									
K. Bryant	8	38	4.8	15	0	J. Elway	3	32	10.7	21	0	S. Winder	8	30	3.8	13	0									
G. Clark	1	25	25.0	25	0	S. Winder	8	30	3.8	13	0	S. Sewell	1	-3	-3.0	0	0									
G. Rogers	5	17	3.4	5	0	S. Sewell	1	-3	-3.0	0	0															
K. Griffin	1	2	2.0	2	0																					
D. Williams	2	-2	-1.0	0	0																					
R. Sanders	1	-4	-4.0	-4	0																					
TOTAL	40	280	7.0	58	2	TOTAL	17	97	5.7	21	0															
PASSING	ATT	CMP	YDS	TD	LG	IN	Rtg.	PASSING	ATT	CMP	YDS	TD	LG	IN	Rtg.	PASSING	ATT	CMP	YDS	TD	LG	IN	Rtg.			
D. Williams	29	18	340	1/10	4	80	1	127.9	J. Elway	38	14	257	5/50	1	56	3	36.8	J. Elway	38	14	257	5/50	1	56	3	36.8
J. Schroeder	1	0	0	1/8	0	0	0	39.6	S. Sewell	1	1	23	0/0	0	23	0	118.8	S. Sewell	1	1	23	0/0	0	23	0	118.8
TOTAL	30	18	340	2/18	4	80	1	125.0	TOTAL	39	15	280	5/50	1	56	3	40.5	TOTAL	39	15	280	5/50	1	56	3	40.5
PASS RECEIVING			NO	YDS	AVG	LG	TD	PASS RECEIVING			NO	YDS	AVG	LG	TD	PASS RECEIVING			NO	YDS	AVG	LG	TD			
R. Sanders			9	193	21.4	80	2	M. Jackson			4	76	19.0	32	0	M. Jackson			4	76	19.0	32	0			
G. Clark			3	55	18.3	27	1	S. Sewell			4	41	10.3	18	0	S. Sewell			4	41	10.3	18	0			
D. Warren			2	15	7.5	9	0	R. Nattiel			2	69	34.5	56	1	R. Nattiel			2	69	34.5	56	1			
A. Monk			1	40	40.0	40	0	C. Kay			2	38	19.0	27	0	C. Kay			2	38	19.0	27	0			
K. Bryant			1	20	20.0	20	0	S. Winder			1	26	26.0	26	0	S. Winder			1	26	26.0	26	0			
T. Smith			1	9	9.0	9	0	J. Elway			1	23	23.0	23	0	J. Elway			1	23	23.0	23	0			
C. Didier			1	8	8.0	8	1	G. Lang			1	7	7.0	7	0	G. Lang			1	7	7.0	7	0			
TOTAL			18	340	18.9	80	4	TOTAL			15	280	18.7	56	1	TOTAL			15	280	18.7	56	1			
INTERCEPTIONS			NO	YDS	AVG	LG	TD	INTERCEPTIONS			NO	YDS	AVG	LG	TD	INTERCEPTIONS			NO	YDS	AVG	LG	TD			
B. Wilburn			2	11	5.5	11	0	J. Castille			1	0	0.0	0	0	J. Castille			1	0	0.0	0	0			
B. Davis			1	0	0.0	0	0																			
TOTAL			3	11	3.7	11	0	TOTAL			1	0	0.0	0	0	TOTAL			1	0	0.0	0	0			
PUNTING	NO	YDS	AVG	NET	TB	IN20	LG	PUNTING	NO	YDS	AVG	NET	TB	IN20	LG	PUNTING	NO	YDS	AVG	NET	TB	IN20	LG			
S. Cox	4	150	37.5	33.0	0	0	42	M. Horan	7	253	36.1	33.3	1	1	43	M. Horan	7	253	36.1	33.3	1	1	43			
TOTAL	4	150	37.5	33.0	0	0	42	TOTAL	7	253	36.1	33.3	1	1	43	TOTAL	7	253	36.1	33.3	1	1	43			
PUNT RETURNS	NO	YDS	AVG	FC	LG	TD	PUNT RETURNS	NO	YDS	AVG	FC	LG	TD	PUNT RETURNS	NO	YDS	AVG	FC	LG	TD						
D. Green	1	0	0.0	1	0	0	K. Clark	2	18	9.0	0	9	0	D. Green	1	0	0.0	1	0	0						
D. Yarber	0	0	0.0	1	—	0	(DOWNED)	2	0	0.0	0	—	0	D. Yarber	0	0	0.0	1	—	0						
(DOWNED)	4	0	0.0	0	—	0								(DOWNED)	4	0	0.0	0	—	0						
RETURNS	1	0	0.0	2	0	0	RETURNS	2	18	9.0	0	9	0	RETURNS	1	0	0.0	2	0	0						
KICKOFF RETURNS	NO	YDS	AVG	FC	LG	TD	KICKOFF RETURNS	NO	YDS	AVG	FC	LG	TD	KICKOFF RETURNS	NO	YDS	AVG	FC	LG	TD						
R. Sanders	3	46	15.3	0	16	0	K. Bell	5	88	17.6	0	21	0	R. Sanders	3	46	15.3	0	16	0						
RETURNS	3	46	15.3	0	16	0	RETURNS	5	88	17.6	0	21	0	RETURNS	3	46	15.3	0	16	0						
Washington Redskins	Own	Opp.	Out	Denver Broncos	Own	Opp.	Out	Washington Redskins	Own	Opp.	Out	Denver Broncos	Own	Opp.	Out											
FUMBLES	Fum	Lost	Rec.	Yds	TD	FF	Rec.	Yds	TD	Bnds	FUMBLES	Fum	Lost	Rec.	Yds	TD	FF	Rec.	Yds	TD	Bnds					
R. Caldwell	0	0	1	0	0	0	0	0	0	0	R. Caldwell	0	0	1	0	0	0	0	0	0	0					
R. Sanders	1	0	0	0	0	0	0	0	0	0	R. Sanders	1	0	0	0	0	0	0	0	0	0					
TOTAL	1	0	1	0	0	0	0	0	0	0	TOTAL	0	0	0	0	1	0	0	0	0	0					

### FINAL TEAM STATISTICS

	REDSKINS		BRONCOS			REDSKINS		BRONCOS	
TOTAL FIRST DOWNS	25	18			PUNTS Number and Average	4-37.5	7-36.1		
By Rushing	13	6			Had Blocked	0	0		
By Passing	11	10			FGs — PATs Had Blocked	0-0	0-0		
By Penalty	1	2			TOTAL RETURN YARDAGE (Not Including Kickoffs)	11	18		
THIRD DOWN EFFICIENCY	9-15-60%	2-12-17%			No. and Yards Punt Returns	1-0	2-18		
FOURTH DOWN EFFICIENCY	0-0-0%	0-0-0%			No. and Yards Kickoff Returns	3-46	5-88		
TOTAL NET YARDS	602	327			No. and Yards Interception Returns	3-11	1-0		
Total Offensive Plays (inc. times thrown passing)	72	61			PENALTIES Number and Yards	6-65	5-26		
Average gain per offensive play	8.4	5.4			FUMBLES Number and Lost	1-0	0-0		
NET YARDS RUSHING	280	97			TOUCHDOWNS	6	1		
Total Rushing Plays	40	17			Rushing	2	0		
Average gain per rushing play	7.0	5.7			Passing	4	1		
NET YARDS PASSING	322	230			Returns	0	0		
Times thrown — yards lost attempting to pass	2-18	5-50			EXTRA POINTS Made-Attempts	6-6	1-1		
Gross yards passing	340	280			FIELD GOALS Made-Attempts	0-1	1-2		
PASS ATTEMPTS-COMPLETIONS-HAD INTERCEPTED	30-18-1	39-15-3			SAFETIES	0	0		
Average gain per pass play (inc. # thrown passing)	10.1	5.2			FINAL SCORE	42	10		
					TIME OF POSSESSION	35:15	24:45		

### BRONCOS DEFENSIVE STATISTICS

(based on unofficial press box statistics)																	
PLAYER	UT	A	TT	S-YDS	I-YDS	PD	FF	FR	PLAYER	UT	A	TT	S-YDS	I-YDS	PD	FF	FR
D. Smith	7	2	9	0-0	0-0	0	0	0	J. Ryan	3	0	3	0-0	0-0	0	0	0
K. Mecklenburg	7	0	7	1-8	0-0	0	0	0	A. Townsend	3	0	3	0-0	0-0	1	0	0
S. Fletcher	6	0	6	0-0	0-0	0	0	0	G. Kragen	2	0	2	0-0	0-0	0	0	0
F. Gilbert	4	1	5	0-0	0-0	0	0	0	J. Castille	1	0	1	0-0	1-0	0	0	0
R. Jones	4	0	4	1-10	0-0	0	0	0	R. Dennison	1	0	1	0-0	0-0	0	0	0
T. Lilly	4	0	4	0-0	0-0	0	0	0	R. Hunley	1	0	1	0-0	0-0	0	0	0
S. Wilson	4	0	4	0-0	0-0	0	0	0	R. Robbins	1	0	1	0-0	0-0	1	0	0
M. Haynes	3	0	3	0-0	0-0	0	0	0	B. Klosterman	0	0	0	0-0	0-0	0	1	0
TEAM TOTALS										45	9	54	2-18	1-0	2	1	0



## Denver 38, Cleveland 33

Sunday, Jan. 17, 1988 • 2 p.m. MST • Mile High Stadium • Denver

WEATHER: Mostly Sunny, 44°, Wind NE 8 mph • ATTENDANCE: 75,993 • TIME: 3:37

### 1987 AFC Championship Game

The Broncos' Jeremiah Castille recovered a Cleveland fumble on Denver's 3-yard line with just over a minute left in the game, helping the club to a 38-33 victory against the Browns in the AFC Championship Game in front of 75,993 fans at Mile High Stadium.

An interception by defensive end Freddie Gilbert set up the Broncos' first score of the afternoon. Quarterback John Elway found wide receiver Ricky Nattiel for an 8-yard touchdown at 3:38 of the first quarter that put Denver ahead 7-0.

After Gene Lang took off on a 42-yard run, which set a franchise record for the longest postseason rush, Denver faced third-and-goal from the Cleveland 3 late in the first quarter. Elway threw incomplete into the end zone, but the Browns were penalized for holding, giving the Broncos new life at the 1-yard line. Running back Steve Sewell scored on first down to give Denver a 14-0 lead 11:06 into the first quarter.

The Browns scored their first points of the game on a 24-yard Matt Bahr field goal at 1:41 of the second quarter. Denver answered at 6:59 of the quarter with a 1-yard Lang touchdown run that upped its lead to 21-3.

After Elway was intercepted by Felix Wright four plays into the second half, Cleveland needed just three plays to go 35 yards and score on an 18-yard pass from Bernie Kosar to Reggie Langhorne. The Broncos answered when Elway scrambled right and threw to Mark Jackson, who caught the ball at the Broncos' 25, evaded two tacklers and sprinted for an 80-yard touchdown that gave the Broncos a 28-10 lead at 5:03 of the third quarter.

The Browns pulled within 28-17 when Kosar found Earnest Byner for a 32-yard touchdown at 8:10 of the third quarter.

Cleveland narrowed the Broncos' lead to 28-24 on a Byner 4-yard touchdown run at 11:15 of the third quarter. Just before the end of the third period, Rich Karlis capped off a Denver possession with a 38-yard field goal.

The Browns tied the score at 31 on a 4-yard touchdown pass from Kosar to Webster Slaughter at 4:12 of the final period. Denver went ahead 38-31 with just over four minutes left to play on a 20-yard Elway-to-Sammy Winder touchdown pass.

Kosar and the Browns advanced to the Denver 8-yard line with 1:12 remaining when Byner had the ball stripped by Castille, who recovered the fumble at the 3-yard line. Denver took a late safety before time ran out on the Browns.

#### OFFICIALS:

**Referee** — Jim Tunney (32); **Umpire** — Ben Montgomery (117); **Line Judge** — Ron Blum (83); **Side Judge** — Bill Quinby (58); **Head Linesman** — Sid Semon (109); **Back Judge** — Roy Clymer (24); **Field Judge** — Dick Dolack (31).

### DENVER BRONCOS

#### OFFENSE

**WR** 84 R. Nattiel  
**LT** 70 D. Studdard  
**LG** 54 K. Bishop  
**C** 62 M. Freeman  
**RG** 79 S. Humphries  
**RT** 76 K. Lanier  
**TE** 88 C. Kay  
**WR** 80 M. Jackson  
**QB** 7 J. Elway  
**HB** 23 S. Winder  
**FB** 33 G. Lang

#### DEFENSE

**LE** 61 A. Townsend  
**NT** 71 G. Kragen  
**RE** 75 R. Jones  
**LOLB** 73 S. Fletcher  
**LILB** 77 K. Mecklenburg  
**RILB** 98 R. Hunley  
**ROLB** 50 J. Ryan  
**LCB** 36 M. Haynes  
**FS** 22 T. Lilly  
**SS** 49 D. Smith  
**RCB** 45 S. Wilson

**BRONCOS SUBSTITUTIONS:** P 2 M. Horan, K 3 R. Karlis, QB 8 G. Kubiak, RB 24 T. Boddie, DB 27 K. Clark, CB 28 J. Castille, RB 30 S. Sewell, CB 34 T. Braxton, RB 35 K. Bell, DB 38 B. Plummer, RB 46 B. Micho, S 48 R. Robbins, LB 55 R. Dennison, LB 56 M. Brooks, LB 59 T. Lucas, DE 65 W. Bowyer, C 72 K. Kartz, WR 81 S. Watson, TE 89 O. Mobley, DE 90 F. Gilbert, 95 DE S. Bryan, LB 97 B. Klosterman. **DID NOT PLAY:** C 68 L. Lee.

### CLEVELAND BROWNS

#### OFFENSE

**WR** 88 R. Langhorne  
**LT** 74 P. Farren  
**LG** 73 G. Rakoczy  
**C** 61 M. Baab  
**RG** 69 D. Fike  
**TE** 63 C. Risien  
**RT** 82 O. Newsome  
**WR** 84 W. Slaughter  
**QB** 19 B. Kosar  
**RB** 81 D. Tennell  
**FB** 34 K. Mack

#### DEFENSE

**LE** 91 S. Clancy  
**NT** 72 D. Puzzouli  
**RE** 78 C. Hairston  
**LOLB** 50 L. Sanford  
**LILB** 51 E. Johnson  
**RILB** 59 M. Johnson  
**ROLB** 57 C. Matthews  
**LCB** 31 F. Minnifield  
**CB** 29 H. Dixon  
**SS** 24 R. Ellis  
**FS** 22 F. Wright

**BROWNS SUBSTITUTIONS:** K 9 M. Bahr, QB 10 M. Pagel, P 11 L. Johnson, CB 23 M. Harper, RB 28 H. Fontenot, DB 36 S. Braggs, S 37 C. Rockins, FB 42 T. Manoa, RB 44 E. Byner, CB 48 D. Hoggard, LB 52 N. Miller, LB 53 A. Griggs, LB 56 D. Grayson, DE 60 A. Baker, C 64 F. Winters, OL 65 D. Haley, G 70 L. Williams, WR 85 C. Weathers, WR 86 B. Brennan, WR 89 G. McNeil, DE 96 R. Camp, DE 99 D. Sims. **DID NOT PLAY:** 18 G. Danielson.

		1	2	3	4	OT	TOTAL	FIELD GOALS (made ( ) & missed)	
<b>VISITOR</b>	Cleveland Browns	0	3	21	9	—	33	M. Bahr	(24) 45WR
<b>HOME</b>	Denver Broncos	14	7	10	7	—	38	R. Karlis	50WL (38)


Team	Qtr	Clock Time	PLAY DESCRIPTION (Extra Point) (Drive Info)	SCORE Visitor	Home
BRONCOS	1	3:38	R. Nattiel 8 yd. pass from J. Elway (R. Karlis, kick) (4-18, 2:05)	0	7
BRONCOS	1	11:06	S. Sewell 1 yd. run (R. Karlis, kick) (8-60, 3:47)	0	14
BROWNS	2	1:41	M. Bahr 24 yd. Field Goal (13-64, 5:35)	3	14
BRONCOS	2	6:59	G. Lang 1 yd. run (R. Karlis, kick) (11-80, 5:18)	3	21
BROWNS	3	3:44	R. Langhorne 18 yd. pass from B. Kosar (M. Bahr, kick) (3-35, 1:30)	10	21
BRONCOS	3	5:03	M. Jackson 80 yd. pass from J. Elway (R. Karlis, kick) (3-80, 1:19)	10	28
BROWNS	3	8:10	E. Byner 32 yd. pass from B. Kosar (M. Bahr, kick) (5-80, 3:07)	17	28
BROWNS	3	11:15	E. Byner 4 yd. run (M. Bahr, kick) (4-42, 1:58)	24	28
BRONCOS	3	14:50	R. Karlis 38 yd. Field Goal (9-59, 3:35)	24	31
BROWNS	4	4:12	W. Slaughter 4 yd. pass from B. Kosar (M. Bahr, kick) (9-86, 4:22)	31	31
BRONCOS	4	10:59	S. Winder 20 yd. pass from J. Elway (R. Karlis, kick) (5-75, 1:13)	31	38
BROWNS	4	14:52	Safety—M. Horan runs out of end zone (Minnifield)	33	38

### FINAL INDIVIDUAL STATISTICS

Cleveland Browns										Denver Broncos																	
RUSHING E. Byner K. Mack	ATT	YDS	AVG	LG	TD					RUSHING S. Winder G. Lang J. Elway T. Boddie S. Sewell M. Horan TOTAL	ATT	YDS	AVG	LG	TD												
	15	67	4.5	16	1						20	72	3.6	10	0												
	12	61	5.1	14	0						5	51	10.2	42	1												
									11		36	3.3	11	0													
									1		8	8.0	8	0													
												1	1	1.0	1	1											
												1	-12	-12.0	-12	0											
												39	156	4.0	42	2											
TOTAL										27	128	4.7	16	1													
PASSING B. Kosar TOTAL	ATT	CMP	YDS	TKD/ YD	TD	LG	IN	Rtg.					PASSING J. Elway TOTAL	ATT	CMP	YDS	TKD/ YD	TD	LG	IN	Rtg.						
	41	26	356	2/20	3	53	1	105.3						26	14	281	2/25	3	80	1	114.4						
	41	26	356	2/20	3	53	1	105.3						26	14	281	2/25	3	80	1	114.4						
PASS RECEIVING										PASS RECEIVING																	
				NO	YDS	AVG	LG	TD									NO	YDS	AVG	LG	TD						
				7	120	17.1	53	1									5	95	19.0	26	1						
				4	53	13.3	24	1									4	134	33.5	80	1						
				4	48	12.0	19	0									3	34	11.3	20	1						
				4	28	7.0	9	0									1	10	10.0	10	0						
				3	35	11.7	25	0									1	8	8.0	8	0						
				2	48	24.0	30	1																			
				1	19	19.0	19	0																			
				1	5	5.0	5	0																			
				26	356	13.7	53	3									14	281	20.1	80	3						
TOTAL										TOTAL																	
INTERCEPTIONS										INTERCEPTIONS																	
				NO	YDS	AVG	LG	TD									NO	YDS	AVG	LG	TD						
				1	13	13.0	13	0									1	0	0.0	0	0						
				1	13	13.0	13	0									1	0	0.0	0	0						
TOTAL										TOTAL																	
PUNTING										PUNTING																	
				NO	YDS	AVG	NET	TB	IN20	LG									NO	YDS	AVG	NET	TB	IN20	LG		
				2	96	48.0	41.5	0	0	59									2	83	41.5	29.5	0	0	44		
																			1	18	18.0	18.0	0	0	18		
				2	96	48.0	41.5	0	0	59									3	101	33.7	25.7	0	0	44		
TOTAL										TOTAL																	
PUNT RETURNS										PUNT RETURNS																	
				NO	YDS	AVG	FC	LG	TD									NO	YDS	AVG	FC	LG	TD				
				2	24	12.0	0	17	0									2	13	6.5	0	10	0				
				1	0	0.0	0	—	0																		
				2	24	12.0	0	17	0									2	13	6.5	0	10	0				
RETURNS										RETURNS																	
				NO	YDS	AVG	FC	LG	TD									NO	YDS	AVG	FC	LG	TD				
				5	94	18.8	0	28	0									3	43	14.3	0	23	0				
				5	94	18.8	0	28	0									3	43	14.3	0	23	0				
TOTAL										TOTAL																	
Cleveland Browns										Denver Broncos																	
				Own					Opp.									Own					Opp.				
FUMBLES	Fum	Lost	Rec.	Yds	TD	FF	Rec.	Yds	TD	Out	Bnds	FUMBLES	Fum	Lost	Rec.	Yds	TD	FF	Rec.	Yds	TD	Out	Bnds				
K. Mack	1	1	0	0	0	0	0	0	0	0	0	S. Wilson	0	0	0	0	0	1	0	0	0	0	0				
B. Brennan	1	1	0	0	0	0	0	0	0	0	0	J. Elway	1	1	0	-2	0	0	0	0	0	0	0				
E. Byner	1	1	0	0	0	0	0	0	0	0	0	R. Robbins	0	0	0	0	0	1	0	0	0	0	0				
																K. Bell	1	0	0	0	0	0	0	0	1		
																J. Castille	0	0	0	0	1	1	0	0	0		
																T. Lilly	0	0	0	0	1	0	0	0	0		
																TOTAL	2	1	0	-2	0	2	3	0	0	1	

### FINAL TEAM STATISTICS

	BROWNS		BRONCOS			BROWNS		BRONCOS	
TOTAL FIRST DOWNS	25		24		PUNTS Number and Average	2-48.0		3-33.7	
By Rushing	8		10		Had Blocked	0		0	
By Passing	15		11		FGs – PATs Had Blocked	0-0		0-0	
By Penalty	2		3		TOTAL RETURN YARDAGE (Not Including Kickoffs)	37		13	
THIRD DOWN EFFICIENCY	8-14-57%		7-14-50%		No. and Yards Punt Returns	2-24		2-13	
FOURTH DOWN EFFICIENCY	1-1-100%		0-1-0%		No. and Yards Kickoff Returns	5-94		3-43	
TOTAL NET YARDS	464		412		No. and Yards Interception Returns	1-13		1-0	
Total Offensive Plays (inc. times thrown passing)	70		67		PENALTIES Number and Yards	7-59		7-44	
Average gain per offensive play	6.6		6.1		FUMBLES Number and Lost	3-3		2-1	
NET YARDS RUSHING	128		156		TOUCHDOWNS	4		5	
Total Rushing Plays	27		39		Rushing	1		2	
Average gain per rushing play	4.7		4.0		Passing	3		3	
NET YARDS PASSING	336		256		EXTRA POINTS Made-Attempts	4-4		5-5	
Times thrown – yards lost attempting to pass	2-20		2-25		FIELD GOALS Made-Attempts	1-2		1-2	
Gross yards passing	356		281		SAFETIES	0		1	
PASS ATTEMPTS-COMPLETIONS-HAD INTERCEPTED	41-26-1		26-14-1		FINAL SCORE	33		38	
Average gain per pass play (inc. # thrown passing)	7.8		9.1		TIME OF POSSESSION	31:37		28:23	



# Denver 34, Houston 10

Sunday, Jan. 10, 1988 • 2 p.m. MST • Mile High Stadium • Denver

WEATHER: Mostly Sunny, 45°, Wind E 6 mph • ATTENDANCE: 75,968 • TIME: 3:07

## 1987 AFC Divisional Playoff Game

The Denver Broncos advanced to the AFC Championship Game after beating the Houston Oilers 34-10 in front of 75,968 fans at Mile High Stadium. Denver's 24-point win was the largest margin of victory ever for the club in postseason play.

The Broncos were led on defense by Mark Haynes and Karl Mecklenburg, who both picked up key interceptions. Offensively, the club was led by quarterback John Elway (14-of-25 for 259 yards with two touchdowns) and wide receivers Vance Johnson (4 catches for 105 yards) and Clarence Kay (3 catches for 57 yards with two touchdowns).

Punter Mike Horan put the Oilers in a hole after the Broncos' first drive stalled, sending a punt to the Houston 5-yard line, where two plays later, a lateral pass from Warren Moon to Mike Rozier was fumbled. Steve Wilson recovered for Denver on the 1-yard line, and two plays later running back Gene Lang scored to give the Broncos an early 7-0 lead.

Houston's next drive reached the Broncos' 20-yard line before Mecklenburg intercepted a pass and returned it to the Denver 28. Elway hit Kay for 29 yards to move into Houston territory, and five plays later the same connection was made for a 27-yard touchdown pass that gave the Broncos a 14-0 lead.

Both teams added field goals on their first drive of the second quarter to make the score 17-3 in Denver's favor.

After the Houston field goal, Elway threw a 55-yard pass to Johnson, moving the ball to the Oilers' 11. Five plays later, Elway found Kay again for a touchdown on a 1-yard pass to increase the lead to 24-3 with less than two minutes left in the half.

Denver's first possession of the third quarter resulted in a Rich Karlis field goal that gave the club a 27-3 lead. Houston then took 10 plays to reach the Denver 7, but Haynes picked off a Moon pass in the end zone and returned it 57 yards to halt the scoring threat.

Houston's next drive reached the Broncos' 11, but a pass on fourth down fell incomplete. The Oilers got the ball back three plays later when Patrick Allen intercepted an Elway pass, and that led to a 19-yard touchdown pass from Moon to Ernest Givins, cutting Denver's lead to 27-10 at 6:38 of the final period.

The Broncos' Kevin Clark recovered the onside kick that followed, and Denver moved 52 yards on seven plays to score the final points of the game on a 3-yard run by Elway.

### OFFICIALS:

**Referee** — Jerry Markbreit (9); **Umpire** — Ed Fiffick (57); **Line Judge** — Ray Dodez (74); **Side Judge** — Larry Nemmers (20); **Head Linesman** — Ed Marion (26); **Back Judge** — Al Jury (106); **Field Judge** — Ron Spittler (119).

## DENVER BRONCOS

### OFFENSE

**WR** 82 V. Johnson  
**LT** 70 D. Studdard  
**LG** 54 K. Bishop  
**C** 62 M. Freeman  
**RG** 79 S. Humphries  
**RT** 76 K. Lanier  
**TE** 88 C. Kay  
**WR** 80 M. Jackson  
**QB** 7 J. Elway  
**RB** 30 S. Sewell  
**FB** 89 O. Mobley

### DEFENSE

**LE** 61 A. Townsend  
**NT** 71 G. Kragen  
**RE** 75 R. Jones  
**LOLB** 73 S. Fletcher  
**LILB** 77 K. Mecklenburg  
**RILB** 98 R. Hunley  
**ROLB** 50 J. Ryan  
**LCB** 36 M. Haynes  
**FS** 22 T. Liles  
**SS** 31 M. Harden  
**RCB** 45 S. Wilson

**BRONCOS SUBSTITUTIONS:** P 2 M. Horan, K 3 R. Karlis, QB 8 G. Kubiak, RB 23 S. Winder, RB 24 T. Boddie, DB 27 K. Clark, CB 28 J. Castille, RB 33 G. Lang, CB 34 T. Braxton, RB 35 K. Bell, DB 38 B. Plummer, RB 46 B. Micho, LB 55 R. Dennison, LB 56 M. Brooks, LB 59 T. Lucas, DE 65 W. Bowyer, C 68 L. Lee, C 72 K. Kartz, WR 81 S. Watson, WR 84 R. Nattiel, TE 86 M. Andrews, DE 90 F. Gilbert, LB 97 B. Klosterman.

## HOUSTON OILERS

### OFFENSE

**WR** 85 D. Hill  
**LT** 77 B. Davis  
**LG** 63 M. Munchak  
**C** 52 J. Pennison  
**RG** 74 B. Matthews  
**RT** 70 D. Steinkuhler  
**TE** 87 J. Williams  
**WR** 81 E. Givins  
**QB** 1 W. Moon  
**RB** 30 M. Rozier  
**FB** 32 A. Highsmith

### DEFENSE

**LE** 79 R. Childress  
**NT** 99 D. Smith  
**RE** 71 R. Byrd  
**LLB** 93 R. Lyles  
**LILB** 59 J. Grimsley  
**RILB** 54 A. Smith  
**RLB** 91 J. Meads  
**LCB** 24 S. Brown  
**RCB** 29 P. Allen  
**SS** 25 K. Bostic  
**FS** 31 J. Donaldson

**OILERS SUBSTITUTIONS:** K 7 T. Zendejas, P 8 J. Gossett, RB 20 A. Pinkett, S 21 B. Eason, S 22 K. Johnson, S 36 C. Birdsong, FB 35 R. Wallace, S 38 D. Bryant, 45 I. Valentine, C 50 B. Kidd, LB 51 E. Fairs, LB 53 E. Seale, LB 57 W. Johnson, G 72 K. Hill, DE 75 J. Baker, WR 80 C. Duncan, WR 82 W. Drewery, WR 84 H. Jeffries, TE 89 J. Parks, DT 94 C. Martin, DE 95 W. Fuller. **DID NOT PLAY:** QB 10 B. Pease, G/T 69 D. Williams.

		1	2	3	4	OT	TOTAL	FIELD GOALS (made ( ) & missed)	
<b>VISITOR</b>	Houston Oilers	0	3	0	7	—	10	T. Zendejas	(46)
<b>HOME</b>	Denver Broncos	14	10	3	7	—	34	R. Karlis	(43) (23)

Team	Qtr	Clock Time	PLAY DESCRIPTION (Extra Point) (Drive Info)	SCORE Visitor	Home
BRONCOS	1	6:19	G. Lang 1 yd. run (R. Karlis, kick) (2-1, 0:39)	0	7
BRONCOS	1	13:34	C. Kay 27 yd. pass from J. Elway (R. Karlis, kick) (6-72, 2:55)	0	14
BRONCOS	2	3:20	R. Karlis 43 yd. Field Goal (7-14, 3:09)	0	17
OILERS	2	9:03	T. Zendejas 46 yd. Field Goal (12-54, 5:43)	3	17
BRONCOS	2	13:08	C. Kay 1 yd. pass from J. Elway (R. Karlis, kick) (9-80, 4:05)	3	24
BRONCOS	3	2:29	R. Karlis 23 yd. Field Goal (5-51, 1:25)	3	27
OILERS	4	6:38	E. Givins 19 yd. pass from W. Moon (T. Zendejas, kick) (3-48, 1:14)	10	27
BRONCOS	4	10:33	J. Elway 3 yd. run (R. Karlis, kick) (7-52, 3:55)	10	34

### FINAL INDIVIDUAL STATISTICS

Houston Oilers										Denver Broncos									
RUSHING	ATT	YDS	AVG	LG	TD	RUSHING	ATT	YDS	AVG	LG	TD								
M. Rozier	9	25	3.1	8	0	S. Winder	13	46	3.5	8	0								
A. Pinkett	6	20	3.3	8	0	S. Sewell	5	9	1.8	5	0								
W. Moon	5	15	3.0	7	0	J. Elway	4	8	2.0	4	1								
A. Highsmith	5	13	2.6	11	0	K. Bell	2	7	3.5	5	0								
E. Givins	1	0	0.0	0	0	G. Kubiak	2	-3	-1.5	-1	0								
						G. Lang	3	-6	-2.0	1	1								
TOTAL	26	73	2.8	11	0	TOTAL	29	61	2.1	8	2								
TKD/										TKD/									
PASSING	ATT	CMP	YDS	YD	TD	LG	IN	Rtg.	PASSING	ATT	CMP	YDS	YD	TD	LG	IN	Rtg.		
W. Moon	43	24	264	0/0	1	24	2	62.5	J. Elway	25	14	259	1/4	2	55	1	101.9		
TOTAL	43	24	264	0/0	1	24	2	62.5	TOTAL	25	14	259	1/4	2	55	1	101.9		
PASS RECEIVING	NO	YDS	AVG	LG	TD	PASS RECEIVING	NO	YDS	AVG	LG	TD								
E. Givins	6	84	14.0	19	1	V. Johnson	4	105	26.3	55	0								
D. Hill	5	93	18.6	24	0	C. Kay	3	57	19.0	29	2								
C. Duncan	4	32	8.0	13	0	S. Sewell	3	41	13.7	25	0								
A. Highsmith	4	20	5.0	16	0	G. Lang	1	25	25.0	25	0								
W. Drewrey	2	17	8.5	9	0	T. Boddie	1	15	15.0	15	0								
J. Williams	1	7	7.0	7	0	O. Mobley	1	9	9.0	9	0								
M. Rozier	1	6	6.0	6	0	R. Nattiel	1	7	7.0	7	0								
A. Pinkett	1	5	5.0	5	0														
TOTAL	24	264	11.0	24	1	TOTAL	14	259	18.5	55	2								
INTERCEPTIONS	NO	YDS	AVG	LG	TD	INTERCEPTIONS	NO	YDS	AVG	LG	TD								
P. Allen	1	2	2.0	2	0	K. Mecklenburg	1	18	18.0	18	0								
						M. Haynes	1	57	57.0	57	0								
TOTAL	1	2	2.0	2	0	TOTAL	2	75	37.5	57	0								
PUNTING	NO	YDS	AVG	NET	TB	IN20	LG	PUNTING	NO	YDS	AVG	NET	TB	IN20	LG				
J. Gossett	3	134	44.7	39.7	0	1	57	M. Horan	2	92	46.0	46.0	1	1	49				
TOTAL	3	134	44.7	39.7	0	1	57	TOTAL	2	92	46.0	46.0	1	1	49				
PUNT RETURNS	NO	YDS	AVG	FC	LG	TD	PUNT RETURNS	NO	YDS	AVG	FC	LG	TD						
(DOWNED)	2	0	0.0	0	—	0	G. Clark	2	15	7.5	1	12	0						
RETURNS	0	0	0.0	0	—	0	RETURNS	2	15	7.5	1	12	0						
KICKOFF RETURNS	NO	YDS	AVG	FC	LG	TD	KICKOFF RETURNS	NO	YDS	AVG	FC	LG	TD						
A. Pinkett	3	62	20.7	0	21	0	K. Bell	1	28	28.0	0	28	0						
							K. Clark	1	0	0.0	0	0	0						
RETURNS	3	62	20.7	0	21	0	RETURNS	2	28	14.0	0	28	0						
Houston Oilers	Own	Yds	TD	Opp.	Yds	TD	Out	Denver Broncos	Own	Yds	TD	Opp.	Yds	TD	Out				
FUMBLES	Fum	Lost	Rec.	Yds	TD	FF	Rec.	Fumbles	Fum	Lost	Rec.	Yds	TD	FF	Rec.				
W. Moon	1	1	0	0	0	0	0	S. Wilson	0	0	0	0	0	0	0				
E. Givins	1	0	1	-5	0	0	0												
TOTAL	2	1	1	-5	0	0	0	TOTAL	0	0	0	0	0	1	0				

### FINAL TEAM STATISTICS

OILERS										BRONCOS									
TOTAL FIRST DOWNS										PUNTS Number and Average									
By Rushing										Had Blocked									
By Passing										FGs – PATs Had Blocked									
By Penalty										TOTAL RETURN YARDAGE (Not Including Kickoffs)									
THIRD DOWN EFFICIENCY										No. and Yards Punt Returns									
FOURTH DOWN EFFICIENCY										No. and Yards Kickoff Returns									
TOTAL NET YARDS										No. and Yards Interception Returns									
Total Offensive Plays (inc. times thrown passing)										PENALTIES Number and Yards									
Average gain per offensive play										FUMBLES Number and Lost									
NET YARDS RUSHING										TOUCHDOWNS									
Total Rushing Plays										Rushing									
Average gain per rushing play										Passing									
NET YARDS PASSING										Returns									
Times thrown – yards lost attempting to pass										EXTRA POINTS Made-Attempts									
Gross yards passing										FIELD GOALS Made-Attempts									
PASS ATTEMPTS-COMPLETIONS-HAD INTERCEPTED										SAFETIES									
Average gain per pass play (inc. # thrown passing)										FINAL SCORE									
										TIME OF POSSESSION									

### BRONCOS DEFENSIVE STATISTICS

(based on unofficial press box statistics)

PLAYER	UT	A	TT	S-YDS	I-YDS	PD	FF	FR	PLAYER	UT	A	TT	S-YDS	I-YDS	PD	FF	FR
R. Dennison	6	2	8	0-0	0-0	0	0	0	W. Bowyer	2	1	3	0-0	0-0	0	0	0
M. Haynes	6	0	6	0-0	1-57	2	0	0	M. Brooks	2	1	3	0-0	0-0	0	0	0
T. Lilly	5	1	6	0-0	0-0	0	0	0	K. Clark	2	0	2	0-0	0-0	0	0	0
S. Wilson	5	1	6	0-0	0-0	1	0	1	F. Gilbert	2	0	2	0-0	0-0	0	0	0
R. Jones	3	2	5	0-0	0-0	0	0	0	B. Plummer	2	0	2	0-0	0-0	1	0	0
R. Hunley	2	3	5	0-0	0-0	0	0	0	J. Ryan	0	1	1	0-0	0-0	1	0	0
K. Mecklenburg	4	0	4	0-0	1-18	0	0	0	S. Fletcher	0	1	1	0-0	0-0	0	0	0
G. Kragen	3	0	3	0-0	0-0	0	0	0	J. Castille	0	0	0	0-0	0-0	1	0	0
A. Townsend	3	0	3	0-0	0-0	0	0	0	TEAM TOTALS	47	13	60	0-0	2-75	6	0	1





# N.Y. Giants 39, Denver 20

Sunday, Jan. 25, 1987 • 3:13 p.m. PST • Rose Bowl • Pasadena, Calif.

WEATHER: Sunny, 76°, Wind W 2-5 mph • ATTENDANCE: 101,063 • TIME: 3:25

## Super Bowl XXI



The New York Giants broke open a close game with 24 unanswered points to begin the second half, capturing a 39-20 win over the Denver Broncos in Super Bowl XXI at the Rose Bowl in front of 101,063 fans.

The Broncos drove to the Giants' 31-yard line on their opening drive and took a 3-0 lead when Rich Karlis booted a Super Bowl record-tying 48-yard field goal. New York answered with a 78-yard scoring drive that culminated with a 6-yard touchdown pass from Phil Simms to Zeke Mowatt.

Late in the first quarter, Elway scored the Broncos' first touchdown from four yards out on a quarterback draw to give them a 10-7 lead. On the third play of their next drive, Elway threw a 54-yard pass to Vance Johnson that gave the Broncos a first down at the Giants' 28. But Denver failed to capitalize on the play with Karlis missing a 23-yard field goal attempt.

Denver's defense stifled the Giants' next drive at the New York 47, and after a punt, the Broncos got the ball back on their own 15. Controversy entered the game when on second-and-12, Elway threw an apparent completion for a first down to Clarence Kay. The pass was ruled incomplete, a call that was upheld after review of the television replay.

On the next play, Giants defensive end George Martin sacked Elway in the end zone for a safety to pull New York within a point of Denver at 10-9. Another missed field goal, a 34-yard attempt, by the Broncos with 13 seconds left in the first half sent the club into halftime with a narrow 1-point lead.

New York scored on all three of its third-quarter drives, taking a 26-10 lead after outgaining Denver 163 yards to 2 in the period. The Giants extended their lead to 33-10 in the fourth quarter when Phil McConkey caught a deflected pass in the end zone for Simms' third touchdown pass of the day.

Denver got the ball back at its own 16, and Elway moved the squad deep into New York territory to set up Karlis' 28-yard field goal that made the score 33-13. The Giants took only five plays to cover 46 yards for their next touchdown, a 2-yard run by Ottis Anderson that increased their lead to 39-13.

Elway drove the Broncos down the field again and found Johnson for a 47-yard touchdown pass for the game's final points at 12:54 of the fourth quarter.

### OFFICIALS:

**Referee** — Jerry Markbreit (9); **Umpire** — Bob Boylston (101); **Line Judge** — Bob Beeks (59); **Side Judge** — Gil Mace (90); **Head Linesman** — Terry Gierke (72); **Back Judge** — Jim Poole (92); **Field Judge** — Pat Mallette (82).

## DENVER BRONCOS

### OFFENSE

**WR** 82 V. Johnson  
**LT** 70 D. Studdard  
**LG** 54 K. Bishop  
**C** 64 B. Bryan  
**RG** 63 M. Cooper  
**RT** 76 K. Lanier  
**TE** 88 C. Kay  
**WR** 81 S. Watson  
**QB** 7 J. Elway  
**RB** 23 S. Winder  
**RB** 47 G. Willhite

### DEFENSE

**LE** 61 A. Townsend  
**NT** 71 G. Kragen  
**RE** 75 R. Jones  
**LOLB** 50 J. Ryan  
**LILB** 77 K. Mecklenburg  
**RILB** 98 R. Hunley  
**ROLB** 57 T. Jackson  
**LCB** 20 L. Wright  
**RCB** 31 M. Harden  
**SS** 49 D. Smith  
**FS** 43 S. Foley

**BRONCOS SUBSTITUTIONS:** P 2 M. Horan, K 3 R. Karlis, QB 8 G. Kubiak, S 22 T. Lilly, RB 30 S. Sewell, RB 33 G. Lang, RB 35 K. Bell, S 36 M. Haynes, CB 45 S. Wilson, DB 48 R. Robbins, LB 52 K. Woodard, LB 55 R. Dennison, LB 59 D. Comeaux, G 62 M. Freeman, NT 69 T. Colorito, DE 73 S. Fletcher, T 74 D. Remsburg, WR 80 M. Jackson, WR 84 C. Sampson, TE 85 J. Hackett, RB 87 B. Micho, TE 89 O. Mobley, DE 90 F. Gilbert.

## NEW YORK GIANTS

### OFFENSE

**WR** 86 L. Manuel  
**LT** 60 B. Benson  
**LG** 67 B. Ard  
**C** 65 B. Oates  
**RG** 61 C. Godfrey  
**RT** 63 K. Nelson  
**TE** 89 M. Bavaro  
**WR** 81 S. Robinson  
**QB** 11 P. Simms  
**RB** 20 J. Morris  
**RB** 44 M. Carthon

### DEFENSE

**LE** 75 G. Martin  
**NT** 64 J. Burt  
**RE** 70 L. Marshall  
**LOLB** 58 C. Banks  
**LILB** 55 G. Reasons  
**RILB** 53 H. Carson  
**ROLB** 56 L. Taylor  
**LCB** 34 E. Patterson  
**RCB** 23 P. Williams  
**SS** 48 K. Hill  
**FS** 27 H. Welch

**GIANTS SUBSTITUTIONS:** K 2 R. Allegre, P 5 S. Landeta, QB 17 J. Rutledge, RB 22 L. Rouson, RB 24 O. Anderson, CB 25 M. Collins, S 28 T. Flynn, RB 30 T. Galbreath, S 46 G. Lasker, LB 51 R. Jones, LB 52 P. Johnson, LB 54 A. Headen, LB 57 B. Hunt, C 59 B. Johnston, T 66 W. Roberts, G 68 D. Johnson, DT 74 E. Howard, DE 77 E. Dorsey, DT 78 J. Sally, WR 80 P. McConkey, TE 84 Z. Mowatt, WR 87 S. Miller, WR 88 B. Johnson.

		1	2	3	4	OT	TOTAL	FIELD GOALS (made ( ) & missed)	
VISITOR	Denver Broncos	10	0	0	10	—	20	R. Karlis	(48) 23WR 34WR (28)
HOME	New York Giants	7	2	17	13	—	39	R. Allegre	(21)

Team	Qtr	Clock Time	PLAY DESCRIPTION (Extra Point) (Drive Info)	SCORE Visitor	Home
BRONCOS	1	4:09	R. Karlis 48 yd. Field Goal (8-45, 4:09)	3	0
GIANTS	1	9:33	Z. Mowatt 6 yd. pass from P. Simms (R. Allegre, kick) (9-78, 5:24)	3	7
BRONCOS	1	12:54	J. Elway 4 yd. run (R. Karlis, kick) (6-58, 3:21)	10	7
GIANTS	2	12:14	Safety—J. Elway sacked by G. Martin in end zone (3- (-)15, 0:47)	10	9
GIANTS	3	4:52	M. Bavaro 13 yd. pass from P. Simms (R. Allegre, kick) (8-63, 4:52)	10	16
GIANTS	3	11:06	R. Allegre 21 yd. Field Goal (9-32, 5:07)	10	19
GIANTS	3	14:36	J. Morris 1 yd. run (R. Allegre, kick) (5-68, 2:14)	10	26
GIANTS	4	4:04	P. McConkey 6 yd. pass from P. Simms (R. Allegre, kick) (6-52, 3:50)	10	33
BRONCOS	4	8:59	R. Karlis 28 yd. Field Goal (13-73, 4:55)	13	33
GIANTS	4	10:42	O. Anderson 2 yd. run (kick wide) (5-46, 2:43)	13	39
BRONCOS	4	12:54	V. Johnson 47 yd. pass from J. Elway (R. Karlis, kick) (5-69, 1:12)	20	39

Final Individual Statistics																							
Denver Broncos										New York Giants													
Rushing		Att	Yds	Avg	LG	TD					Rushing		Att	Yds	Avg	LG	TD						
J. Elway		6	27	4.5	10	1					J. Morris		20	67	3.3	11	1						
G. Willhite		4	19	4.8	11	0					P. Simms		3	25	8.3	22	0						
S. Sewell		3	4	1.3	12	0					L. Rouson		3	22	7.3	18	0						
G. Lang		2	2	1.0	4	0					T. Galbreath		4	17	4.3	7	0						
S. Winder		4	0	0.0	3	0					M. Carthon		3	4	1.3	2	0						
											O. Anderson		2	1	0.5	2	1						
											J. Rutledge		3	0	0.0	2	0						
TOTAL		19	52	2.7	12	1					TOTAL		38	136	3.6	22	2						
Passing		Att	Cmp	Yds	TD	LG	Int	Rtg					Passing		Att	Cmp	Yds	TD	LG	Int	Rtg		
J. Elway		37	22	304	3/26	1	54	1	83.6					P. Simms		25	22	268	1/5	3	44	0	150.9
G. Kubiak		4	4	48	1/6	0	23	0	116.7														
TOTAL		41	26	352	4/32	1	54	1	88.7					TOTAL		25	22	268	1/5	3	44	0	150.9
Pass Receiving				NO	YDS	AVG	LG	TD					Pass Receiving				NO	YDS	AVG	LG	TD		
V. Johnson				5	121	24.2	54	1					M. Bavaro				4	51	12.8	17	1		
G. Willhite				5	39	7.8	11	0					J. Morris				4	20	5.0	12	0		
S. Winder				4	34	8.5	14	0					M. Carthon				4	13	3.3	7	0		
M. Jackson				3	51	17.0	24	0					S. Robinson				3	62	20.7	36	0		
S. Watson				2	54	27.0	31	0					L. Manuel				3	43	14.3	17	0		
C. Sampson				2	20	10.0	11	0					P. McConkey				2	50	25.0	44	1		
O. Mobley				2	17	8.5	11	0					L. Rouson				1	23	23.0	23	0		
S. Sewell				2	12	6.0	7	0					Z. Mowatt				1	6	6.0	6	1		
G. Lang				1	4	4.0	4	0															
TOTAL				26	352	13.5	54	1					TOTAL				22	268	12.2	44	3		
Interceptions				NO	YDS	AVG	LG	TD					Interceptions				NO	YDS	AVG	LG	TD		
TOTAL				0	0	0.0	—	0					E. Patterson				1	-7	-7.0	-7	0		
TOTAL				0	0	0.0	—	0					TOTAL				1	-7	-7.0	-7	0		
Punting		NO	YDS	AVG	NET	TB	IN20	LG					Punting		NO	YDS	AVG	NET	TB	IN20	LG		
M. Horan		2	82	41.0	28.5	0	0	42					S. Landeta		3	138	46.0	36.3	1	1	59		
TOTAL		2	82	41.0	28.5	0	0	42					TOTAL		3	138	46.0	36.3	1	1	59		
Punt Returns		NO	YDS	AVG	FC	LG	TD					Punt Returns		NO	YDS	AVG	FC	LG	TD				
G. Willhite		1	9	9.0	1	9	0					P. McConkey		1	25	25.0	1	25	0				
(TOUCHBACK)		1	0	0.0	0	—	0																
RETURNS		1	9	9.0	1	9	0					RETURNS		1	25	25.0	1	25	0				
Kickoff Returns		NO	YDS	AVG	FC	LG	TD					Kickoff Returns		NO	YDS	AVG	FC	LG	TD				
K. Bell		3	48	16.0	0	28	0					L. Rouson</											

FINAL TEAM STATISTICS					
	BRONCOS		GIANTS		
TOTAL FIRST DOWNS	23	24	PUNTS Number and Average	2-41	3-46
By Rushing	5	10	Had Blocked	0	0
By Passing	16	13	FGs - PATs Had Blocked	0-0	0-0
By Penalty	1	1	TOTAL RETURN YARDAGE (Not Including Kickoffs)	9	18
THIRD DOWN EFFICIENCY	7-14-50%	6-12-50%	No. and Yards Punt Returns	1-9	1-25
FOURTH DOWN EFFICIENCY	0-0-0%	1-2-50%	No. and Yards Kickoff Returns	5-84	4-53
TOTAL NET YARDS	372	399	No. and Yards Interception Returns	0-0	1(-)-7
Total Offensive Plays (inc. times thrown passing)	64	64	PENALTIES Number and Yards	4-28	6-48
Average gain per offensive play	5.8	6.2	FUMBLES Number and Lost	2-0	0-0
NET YARDS RUSHING	52	136	TOUCHDOWNS	2	5
Total Rushing Plays	19	38	Rushing	1	2
Average gain per rushing play	2.7	3.6	Passing	1	3
NET YARDS PASSING	320	263	Returns	0	0
Times thrown - yards lost attempting to pass	4-32	1-5	EXTRA POINTS Made-Attempts	2-2	4-5
Gross yards passing	352	268	FIELD GOALS Made-Attempts	2-4	1-1
PASS ATTEMPTS-COMPLETIONS-HAD INTERCEPTED	41-26-1	25-22-0	SAFETIES	1	0
Average gain per pass play (inc. # thrown passing)	7.1	10.1	FINAL SCORE	20	39
			TIME OF POSSESSION	25:21	34:39

BRONCOS DEFENSIVE STATISTICS																	
(based on unofficial press box statistics)																	
PLAYER	UT	A	TT	S-YDS	I-YDS	PD	FF	FR	PLAYER	UT	A	TT	S-YDS	I-YDS	PD	FF	FR
K. Woodard	8	3	11	0.5-2.5	0-0	0	0	0	M. Haynes	3	0	3	0-0	0-0	0	0	0
J. Ryan	6	3	9	0-0	0-0	0	0	0	S. Wilson	3	0	3	0-0	0-0	0	0	0
R. Hunley	7	1	8	0-0	0-0	0	0	0	A. Townsend	2	1	3	0-0	0-0	0	0	0
R. Jones	4	2	6	0-0	0-0	0	0	0	F. Gilbert	1	1	2	0.5-2.5	0-0	0	0	0
S. Foley	5	0	5	0-0	0-0	0	0	0	B. Micho	2	0	2	0-0	0-0	0	0	0
D. Smith	5	0	5	0-0	0-0	0	0	0	T. Lilly	1	1	2	0-0	0-0	0	0	0
L. Wright	5	0	5	0-0	0-0	0	0	0	R. Robbins	1	2	2	0-0	0-0	0	0	0
K. Mecklenburg	2	3	5	0-0	0-0	0	0	0	TEAM TOTALS	58	20	78	1-5	0-0	0	0	0



# Denver 23, Cleveland 20 OT

Sunday, Jan. 11, 1987 • 12:30 p.m. EST • Cleveland Stadium • Cleveland

WEATHER: Solid Overcast, 30°, Wind NW 14 mph (-5°) • ATTENDANCE: 79,915 • TIME: 3:50

## 1986 AFC Championship Game

In a game that will forever be remembered as "The Drive," Rich Karlis kicked a 33-yard field goal 5:48 into overtime to give the Denver Broncos a 23-20 victory against the Cleveland Browns in the 1986 AFC Championship Game. The contest was played at Cleveland Stadium in front of a crowd of 79,915 fans, who braved a wind chill of -5 degrees.

Cleveland took a 7-0 lead when Bernie Kosar threw a 6-yard touchdown pass to Herman Fontenot in the first quarter. The Broncos stopped the next two Browns drives with interceptions, including the second by Jim Ryan, whose return set up a 19-yard field goal by Karlis to make the score 7-3. Ken Woodard recovered a fumble on Cleveland's next drive, putting Denver in position for Gerald Willhite's fourth-down 1-yard touchdown run at 4:24 of the second quarter that gave the club a 10-7 lead.

Browns kicker Mark Moseley tied the score at 10 with a 29-yard field goal with 20 seconds left in the first half. Denver regained the lead on a 26-yard Karlis field goal late in the third quarter, but the Browns responded as Kevin Mack rushed for 34 yards in a 10-play, 76-yard drive that culminated with a 24-yard Moseley field goal that tied the score at 13. After two Denver punts, Kosar's 48-yard touchdown strike to Brian Brennan put Cleveland ahead 20-13 with 5:43 left in the game.

The kickoff rolled to the Denver 2-yard line, where the Broncos and Elway began "The Drive." On the fifth play (second-and-7 from the Broncos' 15), Elway rushed for 11 yards and a first down. He then found Steve Sewell for a 22-yard gain followed by a 12-yard strike to Steve Watson that gave Denver a first down on the Cleveland 40. After an incomplection and an 8-yard sack, Elway threw a 20-yard pass to Mark Jackson, moving the team to the Cleveland 28. An Elway-to-Sewell pass gave the Broncos a first down on the Browns' 14 with 57 seconds left. After an incomplection, Elway ran nine yards to the Cleveland 5-yard line. On the next play, he hit Jackson for a touchdown, and Karlis' extra point tied the score at 20 with 37 seconds left.

The Browns won the coin toss in overtime and elected to receive, but Denver's defense stopped them. Willhite returned the Cleveland punt to the Broncos' 25, where the Denver offense went to work. On second-and-5, Elway hit Orson Mobley for a 22-yard gain and three plays later threw a 28-yard pass to Watson. With a first down on Cleveland's 22-yard line, the Broncos rushed three times to get to the 15, and on fourth down, Karlis hit the 33-yard game-winning field goal.

### OFFICIALS:

**Referee** — Chuck Heberling (46); **Umpire** — Gordon Wells (89); **Line Judge** — Bill Reynolds (53); **Side Judge** — Gary Lane (120); **Head Linesman** — Ed Marion (26); **Back Judge** — Ben Tompkins (52); **Field Judge** — Johnny Grier (23).

## DENVER BRONCOS

### OFFENSE

**WR** 82 V. Johnson  
**LT** 70 D. Studdard  
**LG** 54 K. Bishop  
**C** 64 B. Bryan  
**RG** 63 M. Cooper  
**RT** 76 K. Lanier  
**TE** 85 J. Hackett  
**WR** 81 S. Watson  
**QB** 7 J. Elway  
**RB** 23 S. Winder  
**TE** 89 O. Mobley

### DEFENSE

**LE** 75 R. Jones  
**NT** 71 G. Kragen  
**RE** 61 A. Townsend  
**LOLB** 50 J. Ryan  
**LILB** 77 K. Mecklenburg  
**RILB** 98 R. Hunley  
**ROLB** 57 T. Jackson  
**LCB** 20 L. Wright  
**RCB** 31 M. Harden  
**SS** 49 D. Smith  
**FS** 43 S. Foley

**BRONCOS SUBSTITUTIONS:** P 2 M. Horan, K 3 R. Karlis, QB 8 G. Kubiak, S 22 T. Lilly, RB 30 S. Sewell, RB 33 G. Lang, RB 35 K. Bell, CB 45 S. Wilson, RB 47 G. Willhite, S 48 R. Robbins, LB 52 K. Woodard, LB 55 R. Dennison, LB 59 D. Comeaux, G 62 M. Freeman, NT 69 T. Colorito, DE 73 S. Fletcher, T 74 D. Remsburg, WR 80 M. Jackson, WR 84 C. Sampson, WR 87 B. Micho, TE 88 C. Kay, DE 90 F. Gilbert. **DID NOT PLAY:** CB 36 M. Haynes.

## CLEVELAND BROWNS

### OFFENSE

**WR** 88 R. Langhorne  
**LT** 77 R. Bolden  
**LG** 74 P. Farren  
**C** 61 M. Baab  
**RG** 69 D. Fike  
**RT** 63 C. Risien  
**TE** 82 O. Newsome  
**WR** 84 W. Slaughter  
**QB** 19 B. Kosar  
**RB** 44 E. Byner  
**FB** 34 K. Mack

### DEFENSE

**LE** 96 R. Camp  
**NT** 79 B. Golic  
**RE** 78 C. Hairston  
**LOLB** 56 C. Banks  
**LILB** 51 E. Johnson  
**RILB** 53 A. Griggs  
**ROLB** 57 C. Matthews  
**LCB** 31 F. Minnifield  
**RCB** 29 H. Dixon  
**SS** 24 R. Ellis  
**FS** 37 C. Rockins

**BROWNS SUBSTITUTIONS:** K 3 M. Mosley, P 7 J. Gossett, S 22 F. Wright, CB 23 M. Harper, S 27 A. Gross, RB 28 H. Fontenot, RB 39 M. Everett, CB 48 D. Hoggard, LB 50 B. Van Pelt, LB 58 S. Nicholas, LB 59 M. Johnson, G 62 G. Lilja, G 70 L. Williams, NT 72 D. Puzzioli, TE 81 H. Holt, WR 85 C. Weathers, WR 86 B. Brennan, TE 87 T. Tucker, WR 89 G. McNeil, DE 91 S. Clancy. **DID NOT PLAY:** QB 10 M. Pagel, RB 33 C. Dickey.

		1	2	3	4	OT	TOTAL	FIELD GOALS (made ( ) & missed)		
<b>VISITOR</b>	Denver Broncos	0	10	3	7	3	23	R. Karlis	(19)	(26) (33)
<b>HOME</b>	Cleveland Browns	7	3	0	10	0	20	M. Moseley	(29)	(24)

Team	Qtr	Clock Time	PLAY DESCRIPTION (Extra Point) (Drive Info)	SCORE Visitor	Home
BROWNS	1	9:41	H. Fontenot 6 yd. pass from B. Kosar (M. Moseley, kick) (14-86, 7:18)	0	7
BRONCOS	2	2:53	R. Karlis 19 yd. Field Goal (4-8, 0:54)	3	7
BRONCOS	2	4:24	G. Willhite 1 yd. run (R. Karlis, kick) (5-37, 1:05)	10	7
BROWNS	2	14:40	M. Moseley 29 yd. Field Goal (9-53, 4:01)	10	10
BRONCOS	3	12:10	R. Karlis 26 yd. Field Goal (11-61, 4:28)	13	10
BROWNS	4	2:22	M. Moseley 24 yd. Field Goal (10-76, 5:01)	13	13
BROWNS	4	9:17	B. Brennan 48 yd. pass from B. Kosar (M. Moseley, kick) (3-52, 0:57)	13	20
BRONCOS	4	14:23	M. Jackson 5 yd. pass from J. Elway (R. Karlis, kick) (15-98, 4:55)	20	20
BRONCOS	5	5:48	R. Karlis 33 yd. Field Goal (9-60, 5:07)	23	20

### FINAL INDIVIDUAL STATISTICS

Denver Broncos										Cleveland Browns											
RUSHING	ATT	YDS	AVG	LG	TD					RUSHING	ATT	YDS	AVG	LG	TD						
S. Winder	26	83	3.2	9	0					K. Mack	26	94	3.6	15	0						
J. Elway	4	56	14.0	34	0					B. Kosar	4	3	0.8	3	0						
G. Lang	3	9	3.0	4	0					H. Fontenot	3	3	1.0	4	0						
S. Sewell	1	1	1.0	1	0																
G. Willhite	3	0	0.0	2	1																
TOTAL	37	149	4.0	34	1					TOTAL	33	100	3.0	15	0						
PASSING	ATT	CMP	YDS	TKD/ YD	TD	LG	IN	Rtg.					PASSING	ATT	CMP	YDS	TKD/ YD	TD	LG	IN	Rtg.
J. Elway	38	22	244	2/19	1	28	1	74.9					B. Kosar	32	18	259	1/3	2	48	2	77.5
TOTAL	38	22	244	2/19	1	28	1	74.9					TOTAL	32	18	259	1/3	2	48	2	77.5
PASS RECEIVING			NO	YDS	AVG	LG	TD					PASS RECEIVING			NO	YDS	AVG	LG	TD		
S. Watson			3	55	18.3	28	0					H. Fontenot			7	66	9.4	24	1		
S. Sewell			3	47	15.7	22	0					B. Brennan			4	72	18.0	48	1		
O. Mobley			3	36	12.0	22	0					R. Langhorne			2	35	17.5	22	0		
V. Johnson			3	25	8.3	14	0					K. Mack			2	20	10.0	12	0		
M. Jackson			2	25	12.5	20	1					C. Weathers			1	42	42.0	42	0		
C. Kay			2	23	11.5	15	0					W. Slaughtner			1	20	20.0	20	0		
G. Willhite			2	20	10.0	16	0					E. Byner			1	4	4.0	4	0		
S. Winder			2	2	1.0	5	0														
C. Sampson			1	10	10.0	10	0														
G. Lang			1	1	1.0	1	0														
TOTAL			22	244	11.1	28	1					TOTAL			18	259	14.4	48	2		
INTERCEPTIONS			NO	YDS	AVG	LG	TD					INTERCEPTIONS			NO	YDS	AVG	LG	TD		
J. Ryan			1	26	26.0	26	0					M. Harper			1	0	0.0	0	0		
R. Hunley			1	14	14.0	14	0														
TOTAL			2	40	20.0	26	0					TOTAL			1	0	0.0	0	0		
PUNTING	NO	YDS	AVG	NET	TB	IN20	LG					PUNTING	NO	YDS	AVG	NET	TB	IN20	LG		
M. Horan	6	244	40.7	34.5	0	1	48					J. Gossett	6	259	43.2	38.2	1	2	58		
J. Elway	1	19	19.0	19.0	0	1	19														
TOTAL	7	263	37.6	32.3	0	2	48					TOTAL	6	259	43.2	38.2	1	2	58		
PUNT RETURNS	NO	YDS	AVG	FC	LG	TD					PUNT RETURNS	NO	YDS	AVG	FC	LG	TD				
G. Willhite	3	10	3.3	1	4	0					G. McNeil	3	37	12.3	1	18	0				
RETURNS	3	10	3.3	1	4	0					RETURNS	3	37	12.3	1	18	0				
KICKOFF RETURNS	NO	YDS	AVG	FC	LG	TD					KICKOFF RETURNS	NO	YDS	AVG	FC	LG	TD				
G. Lang	2	14	7.0	0	14	0					H. Fontenot	2	25	12.5	0	14	0				
K. Bell	2	10	5.0	0	10	0					G. McNeil	4	80	40.0	0	30	0				
M. Freeman	1	9	9.0	0	9	0															
RETURNS	5	33	6.6	0	14	0					RETURNS	6	105	17.5	0	30	0				
Denver Broncos	Own				Opp.				Out		Cleveland Browns	Own				Opp.				Out	
FUMBLES	Fum	Lost	Rec.	Yds	TD	FF	Rec.	Yds	TD	Bnds	FUMBLES	Fum	Lost	Rec.	Yds	TD	FF	Rec.	Yds	TD	Bnds
K. Woodard	0	0	0	0	0	0	1	0	0	0	K. Mack	2	1	0	0	0	0	0	0	0	0
K. Bell	2	0	2	0	0	0	0	0	0	0	T. Tucker	0	0	1	0	0	0	0	0	0	0
K. Bishop	0	0	0	0	0	1	0	0	0	0	G. McNeil	1	0	0	0	0	0	0	0	0	0
											C. Rockins	0	0	1	0	0	0	0	0	0	0
TOTAL	2	0	2	0	0	1	1	0	0	0	TOTAL	3	1	2	0	0	0	0	0	0	0

FINAL TEAM STATISTICS											
BRONCOS					BROWNS						
TOTAL FIRST DOWNS					22	17	PUNTS Number and Average			7-38	6-43
By Rushing					6	4	Had Blocked			0	0
By Passing					13	12	FGs - PATs Had Blocked			0-0	0-0
By Penalty					3	1	TOTAL RETURN YARDAGE (Not Including Kickoffs)			50	37
THIRD DOWN EFFICIENCY					5-18-28%	5-13-39%	No. and Yards Punt Returns			3-10	3-37
FOURTH DOWN EFFICIENCY					1-1-100%	0-0-0%	No. and Yards Kickoff Returns			5-33	6-105
TOTAL NET YARDS					374	356	No. and Yards Interception Returns			2-40	1-0
Total Offensive Plays (inc. times thrown passing)					77	66	PENALTIES Number and Yards			6-39	9-76
Average gain per offensive play					4.9	5.4	FUMBLES Number and Lost			2-0	3-1
NET YARDS RUSHING					149	100	TOUCHDOWNS			2	2
Total Rushing Plays					37	33	Rushing			1	2
Average gain per rushing play					4.0	3.0	Passing			2	1
NET YARDS PASSING					225	256	Returns			0	0
Times thrown - yards lost attempting to pass					2-19	1-3	EXTRA POINTS Made-Attempts			2-2	2-2
Gross yards passing					244	259	FIELD GOALS Made-Attempts			3-3	2-2
PASS ATTEMPTS-COMPLETIONS-HAD INTERCEPTED					38-22-1	32-18-2	SAFETIES			0	0
Average gain per pass play (inc. # thrown passing)					5.6	7.8	FINAL SCORE			23	20
							TIME OF POSSESSION			34:05	31:43



## Denver 22, New England 17

Sunday, Jan. 4, 1987 • 2 p.m. MST • Mile High Stadium • Denver

WEATHER: Sunny, 65°, Wind S 9 mph • ATTENDANCE: 76,105 • TIME: 3:09

### 1986 AFC Divisional Playoff Game

Rulon Jones sacked Tony Eason in the end zone with a safety with 1:37 left on the clock to halt the Patriots' final comeback drive and give Denver a 22-17 win in an AFC Divisional Playoff Game in front of 76,105 fans at Mile High Stadium. The postseason victory was the first for the Broncos since the 1977 season.

The two teams traded punts for the first nine minutes of the game before Denver began its first scoring drive. Starting at their own 20, the Broncos took four plays to reach the New England 7-yard line behind John Elway completions of 39 and 21 yards. On second-and-goal from the 4, Elway rolled around the left side and was hit just short of the goal line. He was penalized (delay of game) for spiking the ball after the play, and that sent Denver back to the 6. Two plays later, Rich Karlis made a 27-yard field goal that gave Denver a 3-0 lead.

New England mounted a 7-play, 87-yard drive later in the quarter with Eason hitting Stanley Morgan for a 19-yard touchdown. The Broncos roared right back with a 13-play, 82-yard drive that was punctuated by a 22-yard touchdown run by Elway, giving them a 10-7 lead midway through the second quarter. The Patriots tied the score on the final play of the first half with a 38-yard Tony Franklin field goal.

Denver received the kickoff to open the second half and proceeded to chew up more than nine minutes off the clock. The Broncos ran the ball 11 times on the drive, which stalled on the Patriots' 5-yard line. Karlis' 22-yard field goal put Denver up 13-10.

Five plays into the next New England drive, the Patriots took a page out of Dan Reeves' bag of tricks, scoring on a flea-flicker that ended with a 45-yard touchdown pass from Eason to Morgan that gave New England its first lead of the game at 17-13. Denver jumped right back on top, traveling 86 yards on six plays to score on a 48-yard Elway-to-Vance Johnson pass on the last play of the third quarter.

The two teams both punted three times in the fourth quarter, and the last one, a Mike Horan punt of 54 yards, backed New England to its own 10-yard line. On first down, Eason dropped back to pass but was sacked for a safety by Jones. Denver recovered the onside free kick and held on to the ball and the win.

Elway completed 13-of-32 passes for 257 yards with one score, and Sammy Winder rushed for 102 yards on 19 carries. Johnson led the Broncos with 89 receiving yards. Defensively, four different Denver players had at least one sack.

#### OFFICIALS:

**Referee** — Jerry Seeman (70); **Umpire** — Rex Stuart (103); **Line Judge** — Ray Dodez (74); **Side Judge** — Bob Rice (80); **Head Linesman** — Burl Toler (37); **Back Judge** — Jim Poole (92); **Field Judge** — Ron Spittler (119).

### DENVER BRONCOS

#### OFFENSE

**WR** 82 V. Johnson  
**LT** 70 D. Studdard  
**LG** 54 K. Bishop  
**C** 64 B. Bryan  
**RG** 60 P. Howard  
**RT** 76 K. Lanier  
**TE** 85 J. Hackett  
**WR** 81 S. Watson  
**QB** 7 J. Elway  
**RB** 23 S. Winder  
**TE** 89 O. Mobley

#### DEFENSE

**LE** 75 R. Jones  
**NT** 71 G. Kragen  
**RE** 61 A. Townsend  
**LOLB** 50 J. Ryan  
**LILB** 77 K. Mecklenburg  
**RILB** 98 R. Hunley  
**ROLB** 57 T. Jackson  
**LCB** 20 L. Wright  
**FS** 43 S. Foley  
**SS** 48 R. Robbins  
**RCB** 31 M. Harden

**BRONCOS SUBSTITUTIONS:** P 2 M. Horan, K 3 R. Karlis, QB 8 G. Kubiak, S 22 T. Lilly, RB 30 S. Sewell, RB 33 G. Lang, RB 35 K. Bell, CB 36 M. Haynes, CB 45 S. Wilson, RB 47 G. Willhite, LB 52 K. Woodard, LB 55 R. Dennison, LB 59 D. Comeaux, G 62 M. Freeman, G 63 M. Cooper, NT 69 T. Colorito, DE 73 S. Fletcher, T 74 D. Remsburg, WR 80 M. Jackson, WR 84 C. Sampson, WR 87 B. Micho, DE 90 F. Gilbert. **DID NOT PLAY:** S 49 D. Smith.

### NEW ENGLAND PATRIOTS

#### OFFENSE

**WR** 86 S. Morgan  
**LT** 76 B. Holloway  
**LG** 66 P. Fairchild  
**C** 58 P. Brock  
**RG** 61 R. Wooten  
**RT** 68 D. Haley  
**TE** 48 G. Baty  
**WR** 80 I. Fryar  
**QB** 11 T. Eason  
**FB** 30 M. Tatupu  
**HB** 33 T. Collins

#### DEFENSE

**LE** 96 B. Williams  
**NT** 90 T. Williams  
**RE** 60 G. Veris  
**LOLB** 56 A. Tippett  
**LILB** 52 J. Rembert  
**RILB** 50 L. McGrew  
**ROLB** 55 D. Blackburn  
**LCB** 43 E. Gibson  
**FS** 31 F. Marion  
**SS** 38 R. James  
**RCB** 26 R. Clayborn

**PATRIOTS SUBSTITUTIONS:** K 1 T. Franklin, P 3 R. Camarillo, RB 21 R. Dupard, DB 22 E. Profit, CB 23 R. McSwain, RB 27 G. Hawthorne, S 28 J. Bowman, RB 32 C. James, LB 59 S. Doig, T 62 B. Bain, C 64 T. Matich, C 75 G. Morrisr, WR 81 S. Starring, WR 82 D. Williams, WR 83 C. Jones, TE 88 W. Scott, NT 65 M. Ruth, LB 95 E. Reynolds, DB 97 M. Hodge, NT 98 D. Owens. **DID NOT PLAY:** QB 12 T. Ramsey, QB 14 S. Grogan, DB 42 R. Lippett.

		1	2	3	4	OT	TOTAL	FIELD GOALS (made ( ) & missed)		
<b>VISITOR</b>	New England Patriots	0	10	7	0	—	17	T. Franklin	(38)	
<b>HOME</b>	Denver Broncos	3	7	10	2	—	22	R. Karlis	(27) (22)	

Team	Qtr	Clock Time	PLAY DESCRIPTION (Extra Point) (Drive Info)	SCORE Visitor	Home
BRONCOS	1	12:12	R. Karlis 27 yd. Field Goal (8-71, 3:07)	0	3
PATRIOTS	2	0:56	S. Morgan 19 yd. pass from T. Eason (T. Franklin, kick) (7-87, 2:24)	7	3
BRONCOS	2	7:18	J. Elway 22 yd. run (R. Karlis, kick) (13-82, 6:22)	7	10
PATRIOTS	2	14:58	T. Franklin 38 yd. Field Goal (5-8, 0:56)	10	10
BRONCOS	3	9:10	R. Karlis 22 yd. Field Goal (15-80, 9:10)	10	13
PATRIOTS	3	12:10	S. Morgan 45 yd. pass from T. Eason (T. Franklin, kick) (5-78, 3:00)	17	13
BRONCOS	3	15:00	V. Johnson 48 yd. pass from J. Elway (R. Karlis, kick) (6-86, 2:50)	17	20
BRONCOS	4	13:23	Safety—T. Eason tackled in end zone by R. Jones	17	22

### FINAL INDIVIDUAL STATISTICS

New England Patriots										Denver Broncos																		
RUSHING	ATT	YDS	AVG	LG	TD	RUSHING	ATT	YDS	AVG	LG	TD	RUSHING	ATT	YDS	AVG	LG	TD	RUSHING	ATT	YDS	AVG	LG	TD					
T. Collins	5	46	9.2	23	0	S. Winder	19	102	5.4	16	0	S. Winder	19	102	5.4	16	0	S. Winder	19	102	5.4	16	0					
C. James	10	31	3.1	17	0	G. Lang	11	44	4.0	14	0	G. Lang	11	44	4.0	14	0	G. Lang	11	44	4.0	14	0					
T. Eason	2	23	11.5	13	0	J. Elway	5	18	3.6	22	1	J. Elway	5	18	3.6	22	1	J. Elway	5	18	3.6	22	1					
R. Dupard	5	18	3.6	8	0	K. Bell	2	12	6.0	8	0	K. Bell	2	12	6.0	8	0	K. Bell	2	12	6.0	8	0					
G. Hawthorne	1	5	5.0	5	0	S. Sewell	2	8	4.0	8	0	S. Sewell	2	8	4.0	8	0	S. Sewell	2	8	4.0	8	0					
I. Fryar	1	-2	-2.0	-2	0	G. Willhite	3	4	1.3	3	0	G. Willhite	3	4	1.3	3	0	G. Willhite	3	4	1.3	3	0					
TOTAL	24	121	5.0	23	0	TOTAL	42	188	4.5	22	1	TOTAL	42	188	4.5	22	1	TOTAL	42	188	4.5	22	1					
TKD/										TKD/																		
PASSING	ATT	CMP	YDS	YD	TD	LG	IN	Rtg.	PASSING	ATT	CMP	YDS	YD	TD	LG	IN	Rtg.	PASSING	ATT	CMP	YDS	YD	TD	LG	IN	Rtg.		
T. Eason	24	13	194	6/44	2	45	0	108.7	J. Elway	32	13	257	1/4	1	49	2	53.8	J. Elway	32	13	257	1/4	1	49	2	53.8		
TOTAL	24	13	194	6/44	2	45	0	108.7	TOTAL	32	13	257	1/4	1	49	2	53.8	TOTAL	32	13	257	1/4	1	49	2	53.8		
PASS RECEIVING										PASS RECEIVING																		
T. Collins	NO		YDS	AVG	LG	TD				V. Johnson	NO		YDS	AVG	LG	TD				V. Johnson	NO		YDS	AVG	LG	TD		
S. Morgan	4		46	11.5	20	0				S. Sewell	4		89	22.3	48	1				S. Sewell	4		89	22.3	48	1		
G. Baty	3		100	33.3	45	2				O. Mobley	3		41	13.7	39	0				O. Mobley	3		41	13.7	39	0		
I. Fryar	3		31	10.3	13	0				S. Watson	2		69	34.5	49	0				S. Watson	2		69	34.5	49	0		
G. Hawthorne	2		11	5.5	7	0				B. Micho	1		21	21.0	21	0				B. Micho	1		21	21.0	21	0		
	1		6	6.0	6	0				S. Winder	1		20	20.0	20	0				S. Winder	1		20	20.0	20	0		
										G. Lang	1		16	16.0	16	0				G. Lang	1		16	16.0	16	0		
											1		1	1.0	1	0					1		1	1.0	1	0		
TOTAL	13		194	14.9	45	2				TOTAL	13		257	19.8	49	1				TOTAL	13		257	19.8	49	1		
INTERCEPTIONS										INTERCEPTIONS																		
R. McSwain	NO		YDS	AVG	LG	TD				J. Elway	NO		YDS	AVG	LG	TD				J. Elway	NO		YDS	AVG	LG	TD		
J. Rember	1		2	2.0	2	0					0		0	0.0	—	0					0		0	0.0	—	0		
TOTAL	2		2	1.0	2	0				TOTAL	0		0	0.0	—	0				TOTAL	0		0	0.0	—	0		
PUNTING										PUNTING																		
R. Camarillo	NO	YDS	AVG	NET	TB	IN20	LG			M. Horan	NO	YDS	AVG	NET	TB	IN20	LG			M. Horan	NO	YDS	AVG	NET	TB	IN20	LG	
	9	452	50.2	41.9	2	0	60			J. Elway	5	245	49.0	42.4	1	3	54			J. Elway	5	245	49.0	42.4	1	3	54	
TOTAL	9	452	50.2	41.9	2	0	60			Total	6	31	31.0	11.0	1	1	31			Total	6	276	46.0	34.2	2	4	54	
PUNT RETURNS										PUNT RETURNS																		
I. Fryar	NO	YDS	AVG	FC	LG	TD				G. Willhite	NO	YDS	AVG	FC	LG	TD				G. Willhite	NO	YDS	AVG	FC	LG	TD		
	2	13	6.5	0	9	0				V. Johnson	1	9	9.0	1	9	0				V. Johnson	3	26	8.7	0	13	0		
RETURNS	2	13	6.5	0	9	0				RETURNS	4	35	8.8	1	13	0				RETURNS	4	35	8.8	1	13	0		
KICKOFF RETURNS										KICKOFF RETURNS																		
S. Starring	NO	YDS	AVG	FC	LG	TD				G. Lang	NO	YDS	AVG	FC	LG	TD				G. Lang	1	21	21.0	0	21	0		
	2	31	15.5	0	21	0				K. Bell	3	63	21.0	0	35	0				K. Bell	3	63	21.0	0	35	0		
RETURNS	2	31	15.5	0	21	0				RETURNS	4	84	21.0	0	35	0				RETURNS	4	84	21.0	0	35	0		
New England Patriots										Denver Broncos																		
FUMBLES	Fum	Lost	Rec.	Yds	TD	FF	Rec.	Yds	TD	Bnds	FUMBLES	Fum	Lost	Rec.	Yds	TD	FF	Rec.	Yds	TD	Bnds	FUMBLES	Fum	Lost	Rec.	Yds	TD	Bnds
T. Eason	1	0	0	0	0	0	0	0	0	0	T. Eason	1	0	0	0	0	0	0	0	0	0	T. Eason	1	0	0	0	0	0
P. Brock	0	0	1	0	0	0	0	0	0	0	P. Brock	0	0	1	0	0	0	0	0	0	0	P. Brock	0	0	1	0	0	0
TOTAL	1	0	1	0	0	0	0	0	0	0	TOTAL	0	0	0	0	0	0	0	0	0	0	TOTAL	0	0	0	0	0	0

### FINAL TEAM STATISTICS

	PATRIOTS		BRONCOS			PATRIOTS		BRONCOS	
TOTAL FIRST DOWNS	12		23		PUNTS Number and Average	9-50		6-46	
By Rushing	6		12		Had Blocked	0		0	
By Passing	13		9		FGs – PATs Had Blocked	0-0		0-0	
By Penalty	0		2		TOTAL RETURN YARDAGE (Not Including Kickoffs)	15		35	
THIRD DOWN EFFICIENCY	2-12-17%		5-15-33%		No. and Yards Punt Returns	2-13		4-35	
FOURTH DOWN EFFICIENCY	0-0-0%		0-0-0%		No. and Yards Kickoff Returns	2-31		4-84	
TOTAL NET YARDS	271		441		No. and Yards Interception Returns	2-2		0-0	
Total Offensive Plays (inc. times thrown passing)	54		75		PENALTIES Number and Yards	5-45		3-20	
Average gain per offensive play	5.0		5.9		FUMBLES Number and Lost	1-0		0-0	
NET YARDS RUSHING	121		188		TOUCHDOWNS	2		2	
Total Rushing Plays	24		42		Rushing	0		1	
Average gain per rushing play	5.0		4.5		Passing	2		1	
NET YARDS PASSING	150		253		Returns	0		0	
Times thrown – yards lost attempting to pass	6-44		1-4		EXTRA POINTS Made-Attempts	2-2		2-2	
Gross yards passing	194		257		FIELD GOALS Made-Attempts	1-1		2-2	
PASS ATTEMPTS-COMPLETIONS-HAD INTERCEPTED	24-13-0		32-13-2		SAFETIES	1		0	
Average gain per pass play (inc. # thrown passing)	5.0		7.7		FINAL SCORE	17		22	
					TIME OF POSSESSION	24:31		35:29	

### BRONCOS DEFENSIVE STATISTICS

(based on unofficial press box statistics)

PLAYER	UT	A	TT	S-YDS	I-YDS	PD	FF	FR	PLAYER	UT	A	TT	S-YDS	I-YDS	PD	FF	FR
J. Ryan	9	1	10	1-8	0-0	0	0	0	S. Wilson	2	0	2	0-0	0-0	3	0	0
S. Foley	3	2	5	0-0	0-0	0	0	0	G. Kragen	1	1	2	0-0	0-0	0	0	0
R. Hunley	3	2	5	0-0	0-0	1	0	0	K. Woodard	0	2	2	0-0	0-0	0	0	0
F. Gilbert	4	0	4	1-8	0-0	0	0	0	R. Dennison	1	0	1	0-0	0-0	0	0	0
M. Harden	4	0	4	0-0	0-0	0	0	0	L. Wright	1	0	1	0-0	0-0	0	0	0
R. Jones	3	1	4	2-19	0-0	0	0	0	Team	1	0	1	1-4	0-0	0	0	0
K. Mecklenburg	3	1	4	1-5	0-0	0	0	0	M. Haynes	0	1	1	0-0	0-0	0	0	0
T. Jackson	2	2	4	0-0	0-0	0	0	0	D. Comeaux	0	1	1	0-0	0-0	0	0	0
R. Robbins	3	0	3	0-0	0-0	0	0	0	S. Fletcher	0	1	1	0-0	0-0	0	0	0
T. Lily	2	0	2	0-0	0-0	0	0	0	D. Smith	0	0	0	0-0	0-0	0	0	0
A. Townsend	2	0	2	0-0	0-0	0	0	0	TEAM TOTALS	47	15	62	6-44	0-0	4	0	0





# Pittsburgh 24, Denver 17

Sunday, Dec. 30, 1984 • 2 p.m. MST • Mile High Stadium • Denver

WEATHER: Mostly Sunny, 52°, Wind N 7 mph • ATTENDANCE: 74,981 • TIME: 3:11

## 1984 AFC Divisional Playoff Game

The Denver Broncos, after posting the most regular-season wins in franchise history with a 13-3 record, lost an AFC Divisional Playoff Game to the Pittsburgh Steelers 24-17 in front of 74,981 fans at Mile High Stadium.

Denver had two possessions in the final two minutes of the game with a chance to tie but failed to score as Pittsburgh advanced to the AFC Championship Game.

The Broncos' opportunistic defense recovered two Steelers fumbles in the first quarter. Denver was unable to capitalize on the first takeaway with Rich Karlis missing a 39-yard field goal attempt. Pittsburgh then lost a fumble on its next play, setting up a 9-yard touchdown pass from John Elway to running back Jim Wright that gave the Broncos a 7-0 lead.

Pittsburgh scored on a 28-yard field goal on the first play of the second quarter, and just before halftime, the Steelers took a 10-7 lead on Frank Pollard's 1-yard touchdown run.

Denver tied the game early in the third quarter on a 21-yard Karlis field goal. The Broncos regained their lead midway through the quarter on their next possession, scoring on a 20-yard pass from Elway to wide receiver Steve Watson.

The Steelers answered with a scoring drive of their own, tying the game at 17 on a 10-yard Mark Malone-to-Louis Lipps pass 11:41 into the third quarter.

A turnover by the Broncos late in the game set up the Steelers' game-winning touchdown. Pittsburgh's Eric Williams intercepted an Elway pass and returned it to the Denver 2-yard line with only 2:45 left in the game, and two plays later, Pollard scored on a rush to give the Steelers a 24-17 advantage. Denver couldn't move the ball on its final two possessions as time expired.

Elway finished the game with 184 yards on 19-of-37 passing with two touchdowns and two interceptions. Watson led all players with 177 yards on 11 catches with one touchdown and a long reception of 52 yards.

Pittsburgh's defense limited the Broncos to just 51 yards on 22 carries (2.3 avg.) and held Denver to just 4-of-13 (30.8%) success on third downs.

The Steelers' offense racked up 381 yards of total offense, and Malone completed 17-of-28 passes for 224 yards with one touchdown. Pollard led all players with 99 yards on 16 carries (6.2 avg.) and scored a pair of touchdowns while Walter Abercrombie added 75 yards for 17 carries as part of a Pittsburgh ground game that totaled 169 yards.

### OFFICIALS:

**Referee** — Fred Wyant (11); **Umpire** — Art Demmas (78); **Line Judge** — Vern Marshall (94); **Side Judge** — Royal Cathcart (16); **Head Linesman** — Dale Williams (8); **Back Judge** — Dick Hantak (105); **Field Judge** — Bob Lewis (18).

## DENVER BRONCOS

### OFFENSE

**WR** 85 D. Summers  
**LT** 70 D. Studdard  
**LG** 54 K. Bishop  
**C** 64 B. Bryan  
**RG** 60 P. Howard  
**RT** 76 K. Lanier  
**TE** 88 C. Kay  
**WR** 81 S. Watson  
**RB** 23 S. Winder  
**QB** 7 J. Elway  
**HB** 87 J. Wright

### DEFENSE

**LE** 79 B. Chavous  
**NT** 68 R. Carter  
**RE** 75 R. Jones  
**LOLB** 50 J. Ryan  
**LILB** 55 R. Dennison  
**RILB** 58 S. Busick  
**ROLB** 57 T. Jackson  
**LCB** 20 L. Wright  
**SS** 49 D. Smith  
**FS** 43 S. Foley  
**RCB** 31 M. Harden

**BRONCOS SUBSTITUTIONS:** P 1 C. Norman, K 3 R. Karlis, S 22 T. Lilly, LB 24 R. Parros, DB 28 R. Jackson, RB 33 G. Lang, RB 39 J. Myles, CB 45 S. Wilson, RB 47 G. Wilhite, DB 48 R. Robbins, LB 52 K. Woodard, LB 59 D. Comeaux, DL 61 A. Townsend, G 62 M. Freeman, DE 65 W. Bowyer, NT 66 S. Garnett, T 72 M. Graves, OL 74 W. Hood, DE 77 K. Mecklenburg, WR 80 R. Alexander, WR 84 C. Sampson, LB 98 R. Hunley. **DID NOT PLAY:** QB 8 G. Kubiak, 26 C. Brewer, 67 G. Hyde, 69 B. Manor.

## PITTSBURGH STEELERS

### OFFENSE

**WR** 82 J. Stallworth  
**LT** 63 P. Rostovsky  
**LG** 73 C. Wolfley  
**C** 52 M. Webster  
**RG** 74 T. Long  
**RT** 62 T. Ilkin  
**TE** 81 D. Nelson  
**WR** 83 L. Lipps  
**QB** 16 M. Malone  
**RB** 34 W. Abercrombie  
**FB** 30 F. Pollard

### DEFENSE

**LE** 95 J. Goodman  
**NT** 67 E. Dunn  
**RE** 64 G. Nelson  
**LOLB** 57 M. Merriweather  
**LILB** 50 D. Little  
**RILB** 56 R. Cole  
**ROLB** 53 B. Hinkle  
**LCB** 49 D. Woodruff  
**SS** 41 S. Washington  
**CB** 31 D. Shell  
**FS** 21 E. Williams

**STEELERS SUBSTITUTIONS:** K 1 G. Anderson, P 5 C. Colquitt, CB 22 R. Woods, TE 23 L. Brown, RB 24 R. Erenberg, RB 26 S. Gillespie, S 28 E. Williams, CB 29 R. Johnson, CB 33 H. Clayton, RB 38 E. Veals, RB 40 A. Corley, LB 54 C. Bigham, LB 59 T. Seabaugh, C 60 R. Rasmussen, T 72 R. Snell, DE 78 M. Catano, WR 80 W. Capers, WR 85 C. Sweeney, WR 87 W. Thompson, LB 90 B. Kohrs, DE K. 92 Gary, DE K. 93 Willis, TE 89 B. Cunningham. **DID NOT PLAY:** QB 10 S. Campbell, QB 19 D. Woodley, G 61 B. Wingle, T 77 S. August.

		1	2	3	4	OT	TOTAL	FIELD GOALS (made ( ) & missed)		
<b>VISITOR</b>	Pittsburgh Steelers	0	10	7	7	—	24	G. Anderson	(28)	40WR 26WL 39WR
<b>HOME</b>	Denver Broncos	7	0	10	0	—	17	R. Karlis	39WR 57S	(21)

Team	Qtr	Clock Time	PLAY DESCRIPTION (Extra Point) (Drive Info)	SCORE Visitor	Home
BRONCOS	1	8:30	J. Wright 9 yd. pass from J. Elway (R. Karlis, kick) (5-22, 2:25)	0	7
STEELERS	2	0:04	G. Anderson 28 yd. Field Goal (12-62, 6:16)	3	7
STEELERS	2	13:46	F. Pollard 1 yd. run (G. Anderson, kick) (8-78, 1:56)	10	7
BRONCOS	3	2:50	R. Karlis 21 yd. Field Goal (4-0, 1:47)	10	10
BRONCOS	3	7:45	S. Watson 20 yd. pass from J. Elway (R. Karlis, kick) (6-46, 3:01)	10	17
STEELERS	3	11:41	L. Lipps 10 yd. pass from M. Malone (G. Anderson, kick) (7-66, 3:46)	17	17
STEELERS	4	13:01	F. Pollard 2 yd. run (G. Anderson, kick) (3-2, 1:36)	24	17

### FINAL INDIVIDUAL STATISTICS

Pittsburgh Steelers											Denver Broncos												
RUSHING	ATT	YDS	AVG	LG	TD						RUSHING	ATT	YDS	AVG	LG	TD							
F. Pollard	16	99	6.2	23	2						S. Winder	15	37	2.5	9	0							
W. Abercrombie	17	75	4.4	18	0						J. Elway	4	16	4.0	13	0							
E. Veals	1	1	1.0	1	0						G. Willhite	1	1	1.0	1	0							
L. Lipps	1	0	0	0	0						R. Parros	1	0	0.0	0	0							
M. Malone	5	-6	-1.2	0	0						S. Watson	1	-3	-3.0	-3	0							
TOTAL	40	169	4.2	23	2						TOTAL	22	51	2.3	13	0							
PASSING	ATT	CMP	YDS	TKD/ YD	TD	LG	IN	Rtg.						PASSING	ATT	CMP	YDS	TKD/ YD	TD	LG	IN	Rtg.	
M. Malone	28	17	224	2/12	1	25	0	97.9						J. Elway	37	19	184	4/37	2	21	2	61.1	
														G. Willhite	1	1	52	0/0	0	52	0	118.8	
TOTAL	28	17	224	2/12	1	25	0	97.9						TOTAL	38	20	236	4/37	2	52	2	67.4	
PASS RECEIVING	NO	YDS	AVG	LG	TD						PASS RECEIVING	NO	YDS	AVG	LG	TD							
L. Lipps	5	86	17.2	25	1						S. Watson	11	177	16.1	52	1							
F. Pollard	4	48	12.0	17	0						S. Winder	4	22	5.5	8	0							
J. Stallworth	3	38	12.7	14	0						J. Wright	2	16	8.0	9	1							
W. Abercrombie	3	18	9.0	6	0						G. Willhite	2	12	6.0	8	0							
B. Cunningham	1	19	19.0	19	0						R. Alexander	1	9	9.0	9	0							
R. Thompson	1	15	15.0	15	0																		
TOTAL	17	224	13.2	25	1						TOTAL	20	236	11.8	52	2							
INTERCEPTIONS	NO	YDS	AVG	LG	TD						INTERCEPTIONS	NO	YDS	AVG	LG	TD							
E. Williams	1	28	28.0	28	0																		
G. Dunn	1	6	6.0	6	0																		
TOTAL	2	34	17.0	28	0						TOTAL	0	0	0.0	—	0							
PUNTING	NO	YDS	AVG	NET	TB	IN20	LG						PUNTING	NO	YDS	AVG	NET	TB	IN20	LG	TD		
C. Colquitt	2	85	42.5	34.0	0	0	46						C. Norman	4	169	42.3	40.0	0	1	51			
(BLOCKED)	1	0	0.0	0.0	0	0	0																
TOTAL	3	85	28.3	25.3	0	0	46						TOTAL	4	169	42.3	40.0	0	1	51			
PUNT RETURNS	NO	YDS	AVG	FC	LG	TD						PUNT RETURNS	NO	YDS	AVG	FC	LG	TD					
L. Lipps	3	9	3.0	0	7	0						G. Willhite	2	17	8.5	0	17	0					
RETURNS	3	9	3.0	0	7	0						RETURNS	2	17	8.5	0	17	0					
KICKOFF RETURNS	NO	YDS	AVG	FC	LG	TD						KICKOFF RETURNS	NO	YDS	AVG	FC	LG	TD					
L. Lipps	3	73	24.3	0	34	0						G. Willhite	2	56	28.0	0	31	0					
R. Erenberg	1	29	29.0	0	29	0																	
RETURNS	4	102	25.5	0	34	0						RETURNS	2	56	28.0	0	31	0					
Pittsburgh Steelers	Own	FUMBLE	Lost	Rec.	Yds	TD	FF	Rec.	Yds	TD	Out	Denver Broncos	Own	FUMBLE	Lost	Rec.	Yds	TD	FF	Rec.	Yds	TD	Out
M. Malone	2	2	0	0	0	0	0	0	0	0	0	J. Elway	1	0	1	0	0	0	0	0	0	0	0
L. Lipps	1	0	1	0	0	0	0	0	0	0	0	A. Townsend	0	0	0	0	0	0	1	0	0	0	0
												T. Jackson	0	0	0	0	0	0	1	0	0	0	0
												G. Willhite	1	0	1	0	0	0	0	0	0	0	0
TOTAL	3	2	1	0	0	0	0	0	0	0	0	TOTAL	2	0	2	0	0	0	2	0	0	0	0

### FINAL TEAM STATISTICS

	STEELERS	BRONCOS		STEELERS	BRONCOS
TOTAL FIRST DOWNS	25	15	PUNTS Number and Average	3-28	4-42
By Rushing	12	4	Had Blocked	1	0
By Passing	13	11	FGs - PATs Had Blocked	0-0	0-0
By Penalty	0	0	TOTAL RETURN YARDAGE (Not Including Kickoffs)	145	73
THIRD DOWN EFFICIENCY	5-13-39%	4-13-31%	No. and Yards Punt Returns	3-9	2-17
FOURTH DOWN EFFICIENCY	0-0-0%	0-1-0%	No. and Yards Kickoff Returns	4-102	2-56
TOTAL NET YARDS	381	250	No. and Yards Interception Returns	2-34	0-0
Total Offensive Plays (inc. times thrown passing)	70	64	PENALTIES Number and Yards	4-30	1-5
Average gain per offensive play	5.4	3.9	FUMBLES Number and Lost	3-2	2-0
NET YARDS RUSHING	169	51	TOUCHDOWNS	3	2
Total Rushing Plays	40	22	Rushing	2	0
Average gain per rushing play	4.2	2.3	Passing	1	2
NET YARDS PASSING	212	199	Returns	0	0
Times thrown - yards lost attempting to pass	2-12	4-37	EXTRA POINTS Made-Attempts	3-3	2-2
Gross yards passing	224	236	FIELD GOALS Made-Attempts	1-4	1-3
PASS ATTEMPTS-COMPLETIONS-HAD INTERCEPTED	28-17-0	38-20-2	SAFETIES	0	0
Average gain per pass play (inc. # thrown passing)	7.1	4.7	FINAL SCORE	24	17
			TIME OF POSSESSION	32:52	27:08

### BRONCOS DEFENSIVE STATISTICS

(based on unofficial press box statistics)																	
PLAYER	UT	A	TT	S-YDS	I-YDS	PD	FF	FR	PLAYER	UT	A	TT	S-YDS	I-YDS	PD	FF	FR
D. Smith	9	2	11	0-0	0-0	0	0	0	R. Hunley	2	0	2	0-0	0-0	0	0	0
S. Busick	8	0	8	0-0	0-0	0	0	0	W. Bowyer	1	1	2	0-0	0-0	0	0	0
L. Wright	8	0	8	0-0	0-0	2	0	0	D. Comeaux	1	1	2	0-0	0-0	0	0	0
S. Foley	6	2	8	0-0	0-0	1	0	0	K. Mecklenburg	1	1	2	0-0	0-0	0	0	0
R. Dennison	4	3	7	0-0	0-0	0	0	0	R. Robbins	1	1	2	0-0	0-0	2	0	0
J. Ryan	4	3	7	1-0	0-0	0	0	0	S. Wilson	1	1	2	0-0	0-0	0	0	0
R. Jones	5	0	5	1-12	0-0	0	0	0	T. Lilly	1	0	1	0-0	0-0	0	0	0
M. Harden	4	0	4	0-0	0-0	1	0	0	R. Carter	1	0	1	0-0	0-0	0	0	0
T. Jackson	2	2	4	0-0	0-0	1	0	1	A. Townsend	0	0	0	0-0	0-0	0	0	1
B. Chavous	2	0	2	0-0	0-0	0	0	0	TEAM TOTALS	61	17	78	2-12	0-0	7	0	2



## Seattle 31, Denver 7

Saturday, Dec. 24, 1983 • 1 p.m. PST • Kingdome • Seattle

WEATHER: Indoors • ATTENDANCE: 60,752 • TIME: 2:53

### 1983 AFC Wild Card Playoff Game

The Seattle Seahawks broke open a close contest against the Denver Broncos with two second-half Dave Krieg touchdown passes that propelled them to a 31-7 win in an AFC Wild Card Playoff Game in front of 60,752 fans at the Kingdome.

It didn't take the Seahawks long to get on the scoreboard as they traveled 62 yards on eight plays during their first offensive possession for a touchdown. Krieg connected with Steve Largent on a 17-yard scoring pass for a 7-0 lead with less than five minutes gone in the first quarter.

Later that period, the Broncos came back to tie the game after they mounted a 9-play, 76-yard touchdown drive. The score came on a 13-yard pass from Steve DeBerg to Jesse Myles.

Denver looked poised to take the lead, but Seattle cornerback Kerry Justin intercepted a DeBerg pass on the Broncos' next drive to end the threat. Seattle drove to Denver's 20-yard line, where Norm Johnson converted a 37-yard field goal.

On its next possession, Denver drove to the Seattle 4-yard line, but a fumble by running back Gerald Willhite was recovered by safety Paul Moyer. The Seahawks were able to run out the clock in the first half and hold on to their 10-7 lead.

The second half belonged to the Seahawks. Krieg passed for two more touchdowns and fullback David Hughes ran for another, making the score 31-7.

In the third quarter, Seattle travelled 73 yards on five plays and scored on Krieg's second touchdown pass of the game that went to tight end Pete Metzelaars.

Krieg threw his third touchdown pass of the afternoon early in the fourth quarter to give Seattle a 24-7 lead. He found wide receiver Paul Johns for an 18-yard touchdown strike, which capped a 9-play, 61-yard drive.

The Seahawks' final points came late in the fourth quarter when Hughes scored on a 2-yard run.

Despite totaling 360 yards of offense, Denver could not keep up with Seattle. Three turnovers—interceptions by DeBerg and John Elway along with a fumble by Willhite—proved to be the difference. DeBerg ended the game with 131 yards on 14-of-19 passing, and Elway added 123 yards on 10-of-15 passing in his first career postseason game.

For the Seahawks, Krieg completed 12-of-13 passes for 200 yards with three touchdowns and no interceptions. He finished with a perfect 158.3 passer rating.

#### OFFICIALS:

**Referee** — Red Cashion (43); **Umpire** — John Keck (67); **Line Judge** — Dick McKenzie (41); **Side Judge** — Gil Mace (90); **Head Linesman** — Sid Semon (109); **Back Judge** — Don Wedge (28); **Field Judge** — Bob Wortman (84).

### DENVER BRONCOS

#### OFFENSE

**WR** 84 C. Sampson  
**LT** 70 D. Studdard  
**LG** 54 K. Bishop  
**C** 64 B. Bryan  
**RG** 60 P. Howard  
**RT** 76 K. Lanier  
**TE** 85 R. Egloff  
**WR** 81 S. Watson  
**QB** 17 S. DeBerg  
**RB** 23 S. Winder  
**FB** 34 N. Poole

#### DEFENSE

**LE** 79 B. Chavous  
**NT** 68 R. Carter  
**RE** 75 R. Jones  
**LOLB** 50 J. Ryan  
**RT** 72 D. Latimer  
**RILB** 53 R. Gradishar  
**ROLB** 57 T. Jackson  
**LCB** 20 L. Wright  
**RCB** 31 M. Harden  
**SS** 49 D. Smith  
**FS** 43 S. Foley

**BRONCOS SUBSTITUTIONS:** K 3 R. Karlis, QB 7 J. Elway, P 11 L. Prestridge, CB 21 M. Dupree, DB 28 R. Jackson, S 29 W. Myers, DB 37 S. Trimble, RB 39 J. Myles, CB 45 S. Wilson, HB 46 D. Preston, RB 47 G. Willhite, LB 52 K. Woodward, LB 55 R. Dennison, LB 58 S. Busick, LB 59 D. Comeaux, G 62 T. Glasic, G 63 M. Cooper, DE 65 W. Bowyer, DE 66 B. Manor, T 67 K. Uecker, T 74 J. Baker, LB 77 K. Mecklenburg, DE 78 R. Stachowski, WR 82 Z. Thomas, TE 83 J. Sawyer, TE 88 R. Odoms. **DID NOT PLAY:** QB 8 G. Kubiak.

### SEATTLE SEAHAWKS

#### OFFENSE

**TE** 88 P. Metzelaars  
**LT** 64 R. Essink  
**LG** 65 E. Bailey  
**C** 59 B. Bush  
**RG** 61 R. Pratt  
**RT** 76 S. August  
**TE** 87 C. Young  
**WR** 80 S. Largent  
**QB** 17 D. Krieg  
**RB** 28 C. Warner  
**FB** 32 C. Bryant

#### DEFENSE

**LE** 79 J. Green  
**NT** 72 J. Nash  
**RE** 77 J. Bryant  
**LOLB** 58 B. Scholtz  
**LILB** 52 J. Norman  
**RILB** 53 K. Butler  
**ROLB** 56 G. Gaines  
**LCB** 26 K. Justin  
**RCB** 22 D. Brown  
**SS** 45 K. Easley  
**FS** 44 J. Harris

**SEAHAWKS SUBSTITUTIONS:** P 8 J. West, K 9 N. Johnson, QB 10 J. Zorn, S 21 P. Moyer, CB 27 G. Johnson, WR 29 H. Jackson, RB 31 Z. Dixon, FB 33 D. Doornink, S 35 D. Dufek, RB 37 E. Lane, CB 42 K. Simpson, FB 46 D. Hughes, LB 51 S. Merriman, LB 57 S. Robinson, LB 63 M. Hicks, G 66 B. Dugan, DE 70 D. Irvin, DT 74 M. Tuiaosopo, WR 83 C. Castor, DE 84 S. Clancy, WR 85 P. Johns, TE 86 M. Tice, WR 89 B. Walker. **DID NOT PLAY:** WR 55 M. Jackson, C 62 K. Kauahi, G 67 R. McKenzie, T 69 M. Hernandez.

		1	2	3	4	OT	TOTAL	FIELD GOALS (made ( ) & missed)	
VISITOR	Denver Broncos	7	0	0	0	—	7		
HOME	Seattle Seahawks	7	3	7	14	—	31	N. Johnson (37)	
Team	Qtr	Clock Time	PLAY DESCRIPTION (Extra Point) (Drive Info)					SCORE	
SEAHAWKS	1	4:42	S. Largent 17 yd. pass from D. Krieg (N. Johnson, kick) (8-62, 4:33)					0	7
BRONCOS	1	11:22	J. Myles 13 yd. pass from S. DeBerg (R. Karlis, kick) (9-76, 4:08)					7	7
SEAHAWKS	2	5:35	N. Johnson 37 yd. Field Goal (9-32, 4:33)					7	10
SEAHAWKS	3	7:02	P. Metzelaars 5 yd. pass from D. Krieg (N. Johnson, kick) (5-73, 3:19)					7	17
SEAHAWKS	4	0:04	P. Johns 18 yd. pass from D. Krieg (N. Johnson, kick) (9-61, 4:17)					7	24
SEAHAWKS	4	5:26	D. Hughes 2 yd. run (N. Johnson, kick) (9-64, 4:43)					7	31

### FINAL INDIVIDUAL STATISTICS

Denver Broncos										Seattle Seahawks									
RUSHING	ATT	YDS	AVG	LG	TD					RUSHING	ATT	YDS	AVG	LG	TD				
S. Winder	16	59	3.7	35	0					C. Warner	23	99	4.3	15	0				
N. Poole	7	25	3.6	7	0					D. Hughes	3	16	5.3	9	1				
J. Elway	3	16	5.3	11	0					C. Bryant	5	15	3.0	4	0				
G. Willhite	5	16	3.2	6	0					D. Krieg	3	9	3.0	6	0				
C. Sampson	1	8	8.0	8	0					Z. Dixon	3	4	1.3	5	0				
S. Watson	1	1	1.0	1	0					J. Zorn	1	2	2.0	2	0				
TOTAL	33	125	3.8	35	0					TOTAL	38	145	3.8	15	1				
TKD/										TKD/									
PASSING	ATT	CMP	YDS	YD	TD	LG	IN	Rtg.		PASSING	ATT	CMP	YDS	YD	TD	LG	IN	Rtg.	
S. DeBerg	19	14	131	2/19	1	22	1	87.8		D. Krieg	13	12	200	2/21	3	41	0	158.3	
J. Elway	15	10	123	0/0	0	31	1	64.0											
TOTAL	34	24	254	2/19	1	31	2	77.3		TOTAL	13	12	200	2/21	3	41	0	158.3	
PASS RECEIVING	NO	YDS	AVG	LG	TD					PASS RECEIVING	NO	YDS	AVG	LG	TD				
J. Myles	7	73	10.4	18	1					S. Largent	4	76	19.0	34	1				
S. Watson	4	51	12.8	22	0					C. Warner	3	22	7.3	9	0				
N. Poole	4	17	4.3	8	0					P. Johns	2	59	29.5	41	1				
C. Sampson	3	52	17.3	31	0					C. Young	2	38	19.0	28	0				
S. Winder	2	13	6.5	11	0					P. Metzelaars	1	5	5.0	5	1				
Z. Thomas	1	19	19.0	19	0														
R. Egloff	1	16	16.0	16	0														
S. Wilson	1	12	12.0	12	0														
G. Willhite	1	1	1.0	1	0														
TOTAL	24	254	10.6	31	1					TOTAL	12	200	16.7	41	3				
INTERCEPTIONS	NO	YDS	AVG	LG	TD					INTERCEPTIONS	NO	YDS	AVG	LG	TD				
										K. Justin	1	45	45.0	45	0				
										G. Johnson	1	0	0.0	0	0				
TOTAL	0	0	0.0	—	0					TOTAL	2	45	22.5	45	0				
PUNTING	NO	YDS	AVG	NET	TB	IN20	LG			PUNTING	NO	YDS	AVG	NET	TB	IN20	LG		
L. Prestidge	4	191	47.8	33.3	0	0	49			J. West	3	125	41.7	38.3	0	0	47		
TOTAL	4	191	47.8	33.3	0	0	49			TOTAL	3	125	41.7	38.3	0	0	47		
PUNT RETURNS	NO	YDS	AVG	FC	LG	TD				PUNT RETURNS	NO	YDS	AVG	FC	LG	TD			
Z. Thomas	3	10	3.3	0	6	0				P. Johns	4	58	14.5	0	19	0			
RETURNS	3	10	3.3	0	6	0				RETURNS	4	58	14.5	0	19	0			
KICKOFF RETURNS	NO	YDS	AVG	FC	LG	TD				KICKOFF RETURNS	NO	YDS	AVG	FC	LG	TD			
Z. Thomas	4	81	20.3	0	22	0				Z. Dixon	2	43	21.5	0	31	0			
S. Wilson	2	37	18.5	0	20	0													
RETURNS	6	118	19.7	0	22	0				RETURNS	2	43	21.5	0	31	0			
Denver Broncos	Own		Opp.		Out					Seattle Seahawks	Own		Opp.		Out				
FUMBLES	Fum	Lost	Rec.	Yds	TD	FF	Rec.	Yds	TD	Bnds	Fum	Lost	Rec.	Yds	TD	Bnds			
G. Willhite	1	1	0	0	0	0	0	0	0	0	C. Warner	1	0	0	0	0	0	0	0
											P. Metzelaars	0	0	1	0	0	0	0	0
											P. Moyer	0	0	0	0	0	1	0	0
TOTAL	1	1	0	0	0	0	0	0	0	0	TOTAL	1	0	1	0	0	1	0	0

### FINAL TEAM STATISTICS

BRONCOS										SEAHAWKS									
TOTAL FIRST DOWNS										PUNTS Number and Average									
By Rushing										4-48									
By Passing										0-0									
By Penalty										0-0									
THIRD DOWN EFFICIENCY										9-128									
FOURTH DOWN EFFICIENCY										8-146									
TOTAL NET YARDS										3-10									
Total Offensive Plays (inc. times thrown passing)										4-58									
Average gain per offensive play										2-43									
NET YARDS RUSHING										0-0									
Total Rushing Plays										3-34									
Average gain per rushing play										1-1									
NET YARDS PASSING										0-0									
Times thrown - yards lost attempting to pass										1-1									
Gross yards passing										0-0									
PASS ATTEMPTS-COMPLETIONS-HAD INTERCEPTED										7									
Average gain per pass play (inc. # thrown passing)										29:03									

### BRONCOS DEFENSIVE STATISTICS

(based on unofficial press box statistics)																		
PLAYER	UT	A	TT	S-YDS	I-YDS	PD	FF	FR	PLAYER	UT	A	TT	S-YDS	I-YDS	PD	FF	FR	
J. Ryan	6	1	7	0-0	0-0	0	0	0	S. Foley	2	3	5	0-0	0-0	0	0	0	
S. Busick	5	1	6	0-0	0-0	0	0	0	R. Jones	2	3	5	0-0	0-0	0	0	0	
T. Jackson	5	1	6	0-0	0-0	0	0	0	D. Smith	4	0	4	0-0	0-0	0	0	0	
R. Gradišhar	4	2	6	0-0	0-0	0	0	0	L. Wright	2	0	2	0-0	0-0	0	0	0	
M. Harden	4	2	6	0-0	0-0	0	0	0	K. Woodard	2	0	2	1-11	0-0	0	0	0	
B. Chavous	2	4	6	0-0	0-0	0	0	0	B. Manor	1	0	1	1-10	0-0	0	0	0	
R. Carter	4	1	5	0-0	0-0	0	0	0	W. Myers	1	0	1	0-0	0-0	0	0	0	
D. Latimer	4	1	5	0-0	0-0	0	0	0	TEAM TOTALS	48	19	67	2-21	0-0	0	0	0	



# Houston 13, Denver 7

Sunday, Dec. 23, 1979 • 3 p.m. CST • Astrodome • Houston

WEATHER: Indoors • ATTENDANCE: 48,776 • TIME: 2:59

## 1979 AFC Wild Card Playoff Game

Toni Fritsch kicked two field goals that provided the margin of victory as the Houston Oilers played strong second-half defense to defeat the Denver Broncos 13-7 in an AFC Wild Card Playoff Game at the Astrodome in front of 48,776 fans.

Fritsch opened the scoring with a 31-yard first-quarter field goal, which capped an 11-play, 64-yard drive.

Denver came back to take a 7-3 lead later in the opening period on a 7-yard pass from Craig Morton to running back Dave Preston. The scoring drive covered 80 yards on 11 plays.

Houston went ahead to stay on a 3-yard run by Earl Campbell at 14:14 of the second quarter. The scoring drive totaled 74 yards on nine plays, but Campbell was injured on the touchdown run and did not return to action in the second half. Houston took the 10-7 lead into halftime.

After a scoreless third quarter, Denver linebacker Bob Swenson intercepted a Gifford Nielsen pass at the Oilers' 26-yard line midway through the fourth period. However, two sacks of Morton led to a 50-yard field goal attempt by Fred Steinfort that hit the upright.

On the ensuing possession, the Oilers drove for a second field goal by Fritsch, this one from 20 yards that provided the final victory margin for Houston.

Denver drove to the Houston 27-yard line at the 2-minute mark, but the Oilers' defense again rose to the occasion to stifle the threat and secure the win.

Oilers quarterback Dan Pastorini and wide receiver Ken Burrough left the contest due to injuries early in the second half, putting a severe crimp in the Houston attack. But the Broncos were able to move the ball for only 216 yards, and the tenacious Houston defense sacked Morton six times for 40 yards on the afternoon.

Morton finished the game with 144 yards on 14-of-27 passing with one touchdown and one interception. On the ground, Houston's defense held the Broncos to just 51 yards by Otis Armstrong and 29 by Larry Canada. Denver also was limited to 4-of-13 (30.8%) success on third down and was forced to punt six times in the contest.

For Houston, Pastorini threw for 149 yards on 8-of-18 passing with one interception. Campbell rushed for 50 yards on 16 carries and Carpenter added 59 yards on 16 carries.

### OFFICIALS:

**Referee** — Gene Barth (14); **Umpire** — Bob Boylston (101); **Line Judge** — Bill Reynolds (53); **Side Judge** — Royal Cathcart (16); **Head Linesman** — Gil Mace (90); **Back Judge** — Jim Kearney (107); **Field Judge** — Bob Lewis (18).

## DENVER BRONCOS

### OFFENSE

**WR** 80 R. Upchurch  
**LT** 70 D. Studdard  
**LG** 62 T. Glassic  
**C** 64 B. Bryan  
**RG** 60 P. Howard  
**RT** 71 C. Minor  
**TE** 88 R. Odoms  
**WR** 25 H. Moses  
**QB** 27 C. Morton  
**RB** 24 O. Armstrong  
**RB** 32 J. Keyworth

### DEFENSE

**LE** 79 B. Chavous  
**NT** 68 R. Carter  
**RE** 66 B. Manor  
**LOLB** 51 B. Swenson  
**LILB** 59 J. Rizzo  
**RILB** 53 R. Gradishar  
**ROLB** 57 T. Jackson  
**LCB** 20 L. Wright  
**RCB** 43 S. Foley  
**SS** 36 B. Thompson  
**WS** 29 B. Jackson

**BRONCOS SUBSTITUTIONS:** P 11 L. Prestridge, QB 14 N. Weese, K 15 J. Turner, K 19 F. Steinfort, CB 23 C. Pane, RB 30 J. Jensen, RB 35 L. Canada, SS 40 C. West, RB 46. D. Preston, LB 50 J. Ryan, C 55 K. Brown, LB 56 L. Evans, LB 58 R. Nairne, DE 63 J. Grant, G 65 G. Hyde, DT 72 D. Latimer, T 73 K. Clark, WR 81 S. Watson, WR 84 V. Kinney, TE 85 R. Eglolf, TE 88 R. Odoms. **DID NOT PLAY:** QB 12 C. Penrose, S 47 G. Atkinson, DE 78 B. Radford.

## HOUSTON OILERS

### OFFENSE

**WR** 00 K. Burrough  
**LT** 74 L. Gray  
**LG** 58 D. Carter  
**C** 55 C. Mauck  
**RG** 60 E. Fisher  
**RT** 70 C. Hayman  
**TE** 86 M. Barber  
**WR** 88 R. Caster  
**QB** 7 D. Pastorini  
**RB** 45 T. Wilson  
**RB** 34 E. Campbell

### DEFENSE

**DE** 69 A. Dorris  
**MG** 78 C. Culp  
**DE** 65 E. Betheta  
**LB** 59 T. Washington  
**LB** 54 G. Bingham  
**LB** 53 A. Stringer  
**LB** 52 R. Brazile  
**CB** 33 J.C. Wilson  
**CB** 27 G. Sternrick  
**SS** 32 V. Perry  
**WS** 37 M. Reinfeldt

**OILERS SUBSTITUTIONS:** QB 12 G. Werkens, QB 14 G. Nielsen, K 16 T. Fritsch, P 18 C. Parsley, DB 20 B. Currier, DB 21 C. Jefferson, RB 26 R. Carpenter, DB 36 C. Hartwig, RB 42 B. Clark, RB 47 R. Coleman, LB 50 D. Hunt, LB 51 T. Thompson, LB 63 S. Baumgartner, DT 67 M. Stenerud, G 68 T. Randall, MG 71 K. Kennard, DE 75 J. Baker, T 76 M. Towns, WR 81 J. Groth, WR 82 M. Renfro, WR 85 R. Ellander, TE 87 C. Rucker. **DID NOT PLAY:** G 64 G. Reihner.

		1	2	3	4	OT	TOTAL	FIELD GOALS (made ( ) & missed)	
<b>VISITOR</b>	Denver Broncos	7	0	0	0	—	7	F. Steinfort	50HU
<b>HOME</b>	Houston Oilers	3	7	0	3	—	13	T. Fritsch	(31) (20)

Team	Qtr	Clock Time	PLAY DESCRIPTION (Extra Point) (Drive Info)	SCORE Visitor Home
OILERS	1	4:58	T. Fritsch 31 yd. Field Goal (11-64, 4:59)	0 3
BRONCOS	1	11:33	D. Preston 7 yd. pass from C. Morton (J. Turner, kick) (11-80, 6:35)	7 3
OILERS	2	14:14	E. Campbell 3 yd. run (T. Fritsch, kick) (9-74, 1:47)	7 10
OILERS	4	10:42	T. Fritsch 20 yd. Field Goal (6-17, 3:35)	7 13

### FINAL INDIVIDUAL STATISTICS

Denver Broncos										Houston Oilers											
RUSHING	ATT	YDS	AVG	LG	TD					RUSHING	ATT	YDS	AVG	LG	TD						
O. Armstrong	12	51	4.3	15	0					R. Carpenter	16	59	3.7	9	0						
L. Canada	4	29	7.2	13	0					E. Campbell	16	50	3.1	9	1						
D. Preston	9	24	2.7	7	0					T. Wilson	8	21	2.6	5	0						
J. Jensen	4	5	1.2	3	0					R. Coleman	2	5	2.5	4	0						
R. Upchurch	1	3	3.0	3	0																
C. Morton	2	0	0.0	0	0																
TOTAL	32	112	3.5	15	0					TOTAL	42	135	3.2	9	1						
PASSING	ATT	CMP	YDS	TKD/ YD	TD	LG	IN	Rtg.					PASSING	ATT	CMP	YDS	TKD/ YD	TD	LG	IN	Rtg.
C. Morton	27	14	144	6/40	1	25	1	64.4					D. Pastorini	18	8	149	1/11	0	41	1	50.0
													G. Nielsen	4	2	9	0/0	0	6	1	16.7
TOTAL	27	14	144	6/40	1	25	1	64.4					TOTAL	22	10	158	1/11	0	41	2	32.0
PASS RECEIVING	NO	YDS	AVG	LG	TD					PASS RECEIVING	NO	YDS	AVG	LG	TD						
D. Preston	4	40	10.0	12	1					T. Wilson	4	53	13.3	20	0						
H. Moses	3	47	15.7	25	0					R. Carpenter	3	26	8.7	13	0						
O. Armstrong	2	22	11.0	13	0					R. Coleman	1	41	41.0	41	0						
R. Odoms	2	3	1.5	3	0					M. Barber	1	31	31.0	31	0						
R. Egloff	1	17	17.0	17	0					E. Campbell	1	7	7.0	7	0						
J. Jensen	1	11	11.0	11	0																
L. Canada	1	4	4.0	4	0																
TOTAL	14	144	10.3	25	1					TOTAL	10	158	15.8	41	0						
INTERCEPTIONS	NO	YDS	AVG	LG	TD					INTERCEPTIONS	NO	YDS	AVG	LG	TD						
B. Thompson	1	12	12.0	12	0					G. Bingham	1	15	15.0	15	0						
B. Swenson	1	0	0.0	0	0																
TOTAL	2	12	6.0	12	0					TOTAL	1	15	15.0	15	0						
PUNTING	NO	YDS	AVG	NET	TB	IN20	LG					PUNTING	NO	YDS	AVG	NET	TB	IN20	LG		
L. Prestridge	6	266	44.4	37.3	0	3	52					C. Parsley	5	216	43.2	38.2	0	3	49		
TOTAL	6	266	44.4	37.3	0	3	52					TOTAL	5	216	43.2	38.2	0	3	49		
PUNT RETURNS	NO	YDS	AVG	FC	LG	TD					PUNT RETURNS	NO	YDS	AVG	FC	LG	TD				
R. Upchurch	2	25	12.5	0	17	0					R. Ellender	5	42	8.4	1	17	0				
RETURNS	2	25	12.5	0	17	0					RETURNS	5	42	8.4	1	17	0				
KICKOFF RETURNS	NO	YDS	AVG	FC	LG	TD					KICKOFF RETURNS	NO	YDS	AVG	FC	LG	TD				
D. Preston	3	56	18.7	0	22	0					C. Hartwig	1	26	26.0	0	26	0				
R. Upchurch	1	27	27.0	0	27	0															
RETURNS	4	83	20.8	0	27	0					RETURNS	1	26	26.0	0	26	0				
Denver Broncos										Houston Oilers											
FUMBLES	Fum	Lost	Rec.	Yds	TD	FF	Rec.	Yds	TD	Bnds	FUMBLES	Fum	Lost	Rec.	Yds	TD	FF	Rec.	Yds	TD	Bnds
C. Morton	1	0	1	0	0	0	0	0	0	0											
TOTAL	1	0	1	0	0	0	0	0	0	0	TOTAL	0	0	0	0	0	0	0	0	0	0

### FINAL TEAM STATISTICS

	BRONCOS		OILERS			BRONCOS		OILERS	
TOTAL FIRST DOWNS	17	15			PUNTS Number and Average	5-45	5-43		
By Rushing	7	8			Had Blocked	0	0		
By Passing	9	6			FGs – PATs Had Blocked	0-0	0-0		
By Penalty	1	1			TOTAL RETURN YARDAGE (Not Including Kickoffs)	37	57		
THIRD DOWN EFFICIENCY	4-13-31%	7-17-40%			No. and Yards Punt Returns	2-25	5-42		
FOURTH DOWN EFFICIENCY	0-1-0%	0-1-0%			No. and Yards Kickoff Returns	4-83	1-26		
TOTAL NET YARDS	216	282			No. and Yards Interception Returns	2-12	1-15		
Total Offensive Plays (inc. times thrown passing)	65	65			PENALTIES Number and Yards	7-70	2-19		
Average gain per offensive play	3.3	4.3			FUMBLES Number and Lost	1-0	0-0		
NET YARDS RUSHING	112	135			TOUCHDOWNS	1	1		
Total Rushing Plays	32	42			Rushing	0	1		
Average gain per rushing play	3.5	3.2			Passing	1	0		
NET YARDS PASSING	104	147			Returns	0	0		
Times thrown – yards lost attempting to pass	6-40	1-11			EXTRA POINTS Made-Attempts	1-1	1-1		
Gross yards passing	144	158			FIELD GOALS Made-Attempts	0-1	2-2		
PASS ATTEMPTS-COMPLETIONS-HAD INTERCEPTED	27-14-1	22-10-2			SAFETIES	0	0		
Average gain per pass play (inc. # thrown passing)	3.1	6.4			FINAL SCORE	7	13		
					TIME OF POSSESSION	27:38	32:22		





# Pittsburgh 33, Denver 10

Saturday, Dec. 30, 1978 • 2 p.m. MST • Three Rivers Stadium • Pittsburgh

WEATHER: Light Rain, 33°, Wind S 5 mph • ATTENDANCE: 48,921 • TIME: 3:02

## 1978 AFC Divisional Playoff Game

Two fourth-quarter touchdown passes by Pittsburgh quarterback Terry Bradshaw lifted the Steelers to a 33-10 victory against the Denver Broncos in an AFC Divisional Playoff Game in front of 48,921 fans at Three Rivers Stadium.

Bradshaw threw a 45-yard scoring pass to John Stallworth and a 38-yard touchdown to Lynn Swann in the final period, capping a brilliant performance by the Pittsburgh passer.

The Broncos took a 3-0 lead midway through the first quarter on a 37-yard Jim Turner field goal. The Steelers controlled the game following the score, however, posting 16 unanswered points to build a comfortable lead.

Pittsburgh running back Franco Harris scored his first touchdown of the game on a 1-yard plunge that capped an 8-play, 66-yard drive. After the missed extra point attempt, the Steelers held a 6-3 lead at the 12:27 mark of the first quarter.

The Steelers increased their lead on Harris' second touchdown of the game early in the second quarter. He scored on an 18-yard run that gave Pittsburgh a 13-3 advantage before Roy Gerela's 24-yarder upped its margin to 16-3 later in the quarter.

Denver moved to within six points, 16-10, on a 3-yard Dave Preston touchdown run with two minutes left in the first half. But with just seven seconds remaining in the second quarter, Gerela kicked another field goal, a 27-yarder, that sent the Broncos into the locker room trailing 19-10.

Denver threatened to pull closer in the third quarter, but Turner's 29-yard field goal attempt was blocked.

Early in the fourth quarter, Bradshaw found Stallworth for a 45-yard touchdown pass to cap a 4-play, 71-yard drive. A short time later, Swann hauled in a 38-yard touchdown pass from Bradshaw that put the Steelers ahead 33-10.

Pittsburgh recorded 425 yards of total offense with Bradshaw accounting for 272 through the air. He completed 16-of-29 (55.2%) passes to go along with the two touchdowns. Stallworth led all players with 156 yards on 10 receptions, and Swann finished with 52 yards on two catches.

The eventual World Champion Steelers limited the Broncos' offense to just 218 yards. Broncos quarterback Norris Weese finished the game with 118 yards on 8-of-16 passing and was sacked five times. He also was Denver's leading rusher, accounting for 43 yards on four carries.

### OFFICIALS:

**Referee** — Gene Barth (14); **Umpire** — Gordon Wells (89); **Line Judge** — Bob Beeks (59); **Side Judge** — Royal Cathcart (16); **Head Linesman** — Ed Marion (26); **Back Judge** — John Fouch (45); **Field Judge** — Dick Dolack (31).

## DENVER BRONCOS

### OFFENSE

**WR** 82 J. Dolbin  
**LT** 71 C. Minor  
**LG** 62 T. Glassic  
**C** 64 B. Bryan  
**RG** 60 P. Howard  
**RT** 76 T. Neville  
**TE** 88 R. Odoms  
**WR** 25 H. Moses  
**QB** 7 C. Morton  
**RB** 41 R. Lytle  
**RB** 32 J. Keyworth

### DEFENSE

**LE** 79 B. Chavous  
**NT** 68 R. Carter  
**RE** 77 L. Alzado  
**LOLB** 51 B. Swenson  
**LILB** 59 J. Rizzo  
**RILB** 53 R. Gradishar  
**ROLB** 57 T. Jackson  
**LC** 20 L. Wright  
**RC** 43 S. Foley  
**SS** 36 B. Thompson  
**WS** 29 B. Jackson

**BRONCOS SUBSTITUTIONS:** P 10 B. Dilts, QB 14 N. Weese, K 15 J. Turner, DB 23 C. Pane, DB 27 M. Harvey, RB 33 L. Perrin, RB 35 L. Canada, DB 40 C. West, RB 46. D. Preston, C 50 B. Maples, LB 55 G. Turk, LB 56 L. Evans, LB 58 R. Nairne, DE 63 J. Grant, G 65 G. Hyde, WR 80 R. Upchurch, WR 84 V. Kinney, TE 87 B. Moore. **DID NOT PLAY:** QB 12 C. Penrose, RB 24 O. Armstrong, DE 66 B. Manor, G 67 S. Schindler.

## PITTSBURGH STEELERS

### OFFENSE

**WR** 82 J. Stallworth  
**LT** 55 J. Kolb  
**LG** 57 S. Davis  
**C** 52 M. Webster  
**RG** 74 R. Pinney  
**RT** 79 L. Brown  
**TE** 84 R. Grossman  
**WR** 88 L. Swann  
**QB** 12 T. Bradshaw  
**RB** 20 R. Bleier  
**RB** 32 F. Harris

### DEFENSE

**LE** 68 L. Greenwood  
**LT** 75 J. Greene  
**RT** 64 S. Furness  
**RE** 76 J. Banaszak  
**LLB** 59 J. Ham  
**MLB** 58 J. Lambert  
**RLB** 56 R. Cole  
**LCB** 29 R. Johnson  
**RCB** 47 M. Blount  
**SS** 31 D. Shell  
**FS** 23 M. Wagner

**STEELERS SUBSTITUTIONS:** P 5 C. Colquitt, K 10 R. Gerela, QB 15 M. Kruczek, DB 21 T. Dungy, DB 25 R. Oldham, DB 30 L. Anderson, RB 35 J. Deloplaire, RB 38 S. Thornton, RB 39 R. Moser, LB 51 L. Toews, LB 53 D. Winston, DE 65 T. Beasley, T 66 T. Petersen, DT 67 G. Dunn, DE 69 F. Anderson, G 72 G. Mullins, G 77 S. Courson, DE 78 D. White, WR 83 T. Bell, WR 86 J. Smith, TE 87 J. Mandich. **DID NOT PLAY:** QB 18 C. Stoudt, TE 89 B. Cunningham.

		1	2	3	4	OT	TOTAL	FIELD GOALS (made ( ) & missed)	
<b>VISITOR</b>	Denver Broncos	3	7	0	0	—	10	J. Turner	(37) 29B
<b>HOME</b>	Pittsburgh Steelers	6	13	0	14	—	33	R. Gerela	(24) (27)

Team	Qtr	Clock Time	PLAY DESCRIPTION (Extra Point) (Drive Info)	SCORE Visitor	Home
BRONCOS	1	9:10	J. Turner 37 yd. Field Goal (5-6, 3:41)	3	0
STEELERS	1	12:27	F. Harris 1 yd. run (kick failed) (8-66, 3:17)	3	6
STEELERS	2	1:36	F. Harris 18 yd. run (R. Gerela, kick) (4-43, 2:05)	3	13
STEELERS	2	8:54	R. Gerela 24 yd. Field Goal (8-38, 3:20)	3	16
BRONCOS	2	13:04	D. Preston 3 yd. run (J. Turner, kick) (4-49, 2:00)	10	16
STEELERS	2	14:53	R. Gerela 27 yd. Field Goal (7-45, 1:49)	10	19
STEELERS	4	3:29	J. Stallworth 45 yd. pass from T. Bradshaw (R. Gerela, kick) (4-71, 2:14)	10	26
STEELERS	4	4:03	L. Swann 38 yd. pass from T. Bradshaw (R. Gerela, kick) (2-29, 0:21)	10	33

[illegible]

FINAL TEAM STATISTICS						
	BRONCOS		STEELERS			
TOTAL FIRST DOWNS	15	24			PUNTS Number and Average	6-34
By Rushing	5	9			Had Blocked	0
By Passing	8	11			FGs – PATs Had Blocked	0-0
By Penalty	2	4			TOTAL RETURN YARDAGE (Not Including Kickoffs)	110
THIRD DOWN EFFICIENCY	3:14-21%	6:14-43%			No. and Yards Punt Returns	2-30
FOURTH DOWN EFFICIENCY	1:20-50%	3:4-75%			No. and Yards Kickoff Returns	6-70
TOTAL NET YARDS	218	425			No. and Yards Interception Returns	1-10
Total Offensive Plays (inc. times thrown passing)	55	69			PENALTIES Number and Yards	8-104
Average gain per offensive play	3.9	6.1			FUMBLES Number and Lost	2-2
NET YARDS RUSHING	87	153			TOUCHDOWNS	1
Total Rushing Plays	27	40			Rushing	2
Average gain per rushing play	3.2	3.8			Passing	0
NET YARDS PASSING	131	272			EXTRA POINTS Made-Attempts	1-1
Times thrown – yards lost attempting to pass	6-37	0-0			FIELD GOALS Made-Attempts	1-2
Gross yards passing	168	272			FINAL SCORE	10
PASS ATTEMPTS-COMPLETIONS-HAD INTERCEPTED	22-10-1	29-16-1			TIME OF POSSESSION	29:39
Average gain per pass play (inc. # thrown passing)	4.8	9.4				30:21

Broncos Defensive Statistics																	
(based on unofficial press box statistics)																	
Player	UT	A	TT	S-YDS	I-YDS	PD	FF	FR	Player	UT	A	TT	S-YDS	I-YDS	PD	FF	FR
R. Gradišhar	8	5	13	0-0	0-0	0	0	0	J. Grant	3	1	4	0-0	0-0	0	0	0
S. Foley	7	2	9	0-0	0-0	1	0	0	B. Manor	3	1	4	0-0	0-0	0	0	0
B. Swenson	6	3	9	0-0	1-4	1	0	0	B. Thompson	3	1	4	0-0	0-6	1	0	0
J. Rizzo	6	2	8	0-0	0-0	0	0	0	R. Carter	2	1	3	0-0	0-0	0	0	0
L. Wright	5	1	6	0-0	0-0	1	0	0	B. Jackson	2	1	3	0-0	0-0	1	1	0
L. Alzado	4	2	6	0-0	0-0	0	0	0	G. Turk	2	0	2	0-0	0-0	0	0	0
T. Jackson	4	2	6	0-0	0-0	1	0	1	C. West	1	0	1	0-0	0-0	0	0	0
B. Chavous	3	2	5	0-0	0-0	0	0	0	D. Latimer	1	0	1	0-0	0-0	0	0	0
L. Evans	3	1	4	0-0	0-0	0	0	0	TEAM TOTALS	63	25	88	0-0	1-10	6	1	1



# Dallas 27, Denver 10

Sunday, Jan. 15, 1978 • 5:17 p.m. CST • Louisiana Superdome • New Orleans

WEATHER: Indoors • ATTENDANCE: 76,400 • TIME: 3:32

## Super Bowl XII



The Dallas Cowboys evened their Super Bowl record at 2-2 by defeating the Denver Broncos 27-10

in Super Bowl XII before a sellout crowd of 76,400 fans at the Louisiana Superdome and 90 million television viewers, the largest audience ever to watch a sporting event at the time.

Dallas converted two interceptions by safety Randy Hughes and cornerback Aaron Kyle into 10 points in the first quarter. Efen Herrera added a 43-yard field goal in the second quarter to give the Cowboys a 13-0 halftime advantage.

The Denver offense struggled through the first two quarters. Playing in their first-ever Super Bowl, the Broncos ended the opening half with five giveaways (3 fumbles, 2 interceptions) on their final five possessions.

The Broncos came back momentarily to start the third quarter when Craig Morton engineered a drive to the Cowboys' 30-yard line, where Jim Turner booted a 47-yard field goal to make the score 13-3. After an exchange of punts, Dallas wide receiver Butch Johnson made a spectacular diving catch in the end zone to complete a 45-yard pass from Roger Staubach and put the Cowboys ahead 20-3 at 8:01 of the third quarter.

On the ensuing kickoff, the momentum swung back to the Broncos when Rick Upchurch returned the kick 67 yards to the Dallas 26. Norris Weese relieved Morton at quarterback on the second play of the series with Morton, who was intercepted only eight times during the regular season, having thrown a Super Bowl-record four interceptions in the contest. Weese provided a spark, guiding the Broncos to a touchdown (1-yard run by Rob Lytle) that cut the Dallas lead to 20-10 with 5:39 left in the third.

But Dallas clinched the victory when running back Robert Newhouse threw a 29-yard touchdown pass to Golden Richards on an option play at 7:56 of the fourth quarter.

The Cowboys' offense totaled 325 yards while their defense limited the Broncos to 156 yards for an average of 2.7 yards per play. Dallas also won the time-of-possession battle by posting a 38:34-to-21:26 advantage.

Staubach completed 17-of-25 (68.0%) passes for 183 yards with one touchdown for a 102.6 passer rating. Defensive end Harvey Martin and defensive tackle Randy White, who were named co-MVPs, led a Cowboys defense that posted eight takeaways (4 fumbles, 4 interceptions) for the game.

### OFFICIALS:

**Referee** — Jim Tunney (32); **Umpire** — Joe Connell (57); **Line Judge** — Art Holst (33); **Head Linesman** — Tony Veteri (36); **Back Judge** — Ray Douglas (5); **Field Judge** — Bob Wortman (84).

## DENVER BRONCOS

### OFFENSE

**WR** 82 J. Dolbin  
**LT** 74 A. Maurer  
**LG** 62 T. Glassic  
**C** 52 M. Montler  
**RG** 60 P. Howard  
**RT** 71 C. Minor  
**TE** 88 R. Odoms  
**WR** 25 H. Moses  
**QB** 7 C. Morton  
**RB** 24 O. Armstrong  
**RB** 32 J. Keyworth

### DEFENSE

**LE** 79 B. Chavous  
**NT** 68 R. Carter  
**RE** 77 L. Alzado  
**LOLB** 51 B. Swenson  
**LILB** 59 J. Rizzo  
**RILB** 53 R. Gradishar  
**ROLB** 57 T. Jackson  
**LCB** 20 L. Wright  
**RCB** 43 S. Foley  
**SS** 36 B. Thompson  
**FS** 29 B. Jackson

**BRONCOS SUBSTITUTIONS:** P 10 B. Dils, QB 14 N. Weese, K 15 J. Turner, DB 21 R. Polt, RB 30 J. Jensen, RB 35 L. Perrin, DB 40 R. Rich, RB 41 R. Lytle, C 50 B. Maples, LB 55 G. Turk, LB 56 L. Evans, LB 58 R. Nairne, DE 63 J. Grant, G 65 G. Hyde, DE 66 B. Manor, DT 70 P. Smith, T 73 H. Allison, WR 80 R. Upchurch, TE 85 R. Egloff, WR 86 J. Schultz. **DID NOT PLAY:** QB 12 C. Penrose. **INACTIVE:** DB 26 L. Riley, G 67 S. Schindler.

## DALLAS COWBOYS

### OFFENSE

**WR** 86 B. Johnson  
**LT** 73 R. Neely  
**LG** 68 H. Scott  
**C** 62 J. Fitzgerald  
**RG** 64 T. Rafferty  
**RT** 67 P. Donovan  
**TE** 89 B. DuPree  
**WR** 88 D. Pearson  
**QB** 12 R. Staubach  
**RB** 33 T. Dorsett  
**RB** 44 R. Newhouse

### DEFENSE

**LE** 72 E. Jones  
**LT** 75 J. Pugh  
**RT** 54 R. White  
**RE** 79 H. Martin  
**LLB** 56 T. Henderson  
**MLB** 53 B. Breunig  
**RLB** 50 D.D. Lewis  
**LCB** 31 B. Barnes  
**RCB** 25 A. Kyle  
**SS** 41 C. Waters  
**FS** 43 C. Harris

**COWBOYS SUBSTITUTIONS:** K 1 E. Herrera, QB/P 11 D. White, DB 20 M. Renfro, RB 21 D. Dennison, RB 26 P. Pearson, RB 35 S. Laidlaw, RB 36 L. Brinson, S 42 R. Hughes, CB 46 M. Washington, LB 57 B. Huther, LB 58 M. Hegman, LB 59 G. Brown, OL 61 J. Cooper, DL 63 L. Cole, DE 65 D. Stalls, G 66 B. Lawless, T 70 R. Wright, T 71 A. Frederick, DL 77 B. Gregory, WR 80 T. Hill, WR 83 G. Richards. **INACTIVE:** QB 18 G. Careno, TE 87 J. Saldi.

		1	2	3	4	OT	TOTAL	FIELD GOALS (made ( ) & missed)		
<b>VISITOR</b>	Dallas Cowboys	10	3	7	7	—	27	E. Herrera	(35)	(43) 43WL 32WR 44WL
<b>HOME</b>	Denver Broncos	0	0	10	0	—	10	J. Turner	(47)	

Team	Qtr	Clock Time	PLAY DESCRIPTION (Extra Point) (Drive Info)	SCORE Visitor	Home
COWBOYS	1	10:31	T. Dorsett 3 yd. run (E. Herrera, kick) (5-25, 2:40)	7	0
COWBOYS	1	13:29	E. Herrera 35 yd. Field Goal (6-17, 1:56)	10	0
COWBOYS	2	3:44	E. Herrera 43 yd. Field Goal (8-32, 3:31)	13	0
BRONCOS	3	2:28	J. Turner 47 yd. Field Goal (9-35, 2:28)	13	3
COWBOYS	3	8:01	B. Johnson 45 yd. pass from R. Staubach (E. Herrera, kick) (6-58, 2:29)	20	3
BRONCOS	3	9:21	R. Lytle 1 yd. run (J. Turner, kick) (5-26, 1:20)	20	10
COWBOYS	4	7:56	G. Richards 29 yd. pass from R. Newhouse (E. Herrera, kick) (1-29, 0:07)	27	10

### FINAL INDIVIDUAL STATISTICS

Dallas Cowboys										Denver Broncos												
RUSHING	ATT	YDS	AVG	LG	TD					RUSHING	ATT	YDS	AVG	LG	TD							
T. Dorsett	15	66	4.4	19	1					R. Lytle	10	35	3.5	16	1							
R. Newhouse	14	55	3.9	10	0					O. Armstrong	7	27	3.9	18	0							
D. White	1	13	13.0	13	0					N. Weese	3	26	8.7	10	0							
P. Pearson	3	11	3.7	5	0					J. Jensen	1	16	16.0	16	0							
R. Staubach	3	6	2.0	5	0					J. Keyworth	5	9	1.8	6	0							
S. Laidlaw	1	1	1.0	1	0					L. Perrin	3	8	2.7	4	0							
B. Johnson	1	-9	-9.0	-9	0																	
TOTAL	38	143	3.8	19	1					TOTAL	29	121	4.2	18	1							
PASSING	ATT	CMP	YDS	TKD/YD	TD	LG	IN	Rtg.					PASSING	ATT	CMP	YDS	TKD/YD	TD	LG	IN	Rtg.	
R. Staubach	25	17	183	5/35	1	45	0	102.6					C. Morton	15	4	39	2/20	0	21	4	0.0	
D. White	2	1	5	0/0	0	5	0	56.3					N. Weese	10	4	22	2/6	0	9	0	47.9	
R. Newhouse	1	1	29	0/0	1	29	0	158.3														
TOTAL	28	19	217	5/35	2	45	0	114.7					TOTAL	25	8	61	4/26	0	21	4	1.7	
PASS RECEIVING	NO	YDS	AVG	LG	TD					PASS RECEIVING	NO	YDS	AVG	LG	TD							
P. Pearson	5	37	7.4	11	0					J. Dolbin	2	24	12.0	15	0							
B. DuPree	4	66	16.5	19	0					R. Odoms	2	9	4.5	10	0							
R. Newhouse	3	-1	-0.3	5	0					H. Moses	1	21	21.0	21	0							
B. Johnson	2	53	26.5	45	1					R. Upchurch	1	9	9.0	9	0							
G. Richards	2	38	19.0	29	1					J. Jensen	1	5	5.0	5	0							
T. Dorsett	2	11	5.5	15	0					L. Perrin	1	-7	-7.0	-7	0							
D. Pearson	1	13	13.0	13	0																	
TOTAL	19	217	11.4	45	2					TOTAL	8	61	7.6	21	0							
INTERCEPTIONS	NO	YDS	AVG	LG	TD					INTERCEPTIONS	NO	YDS	AVG	LG	TD							
M. Washington	1	27	27.0	27	0																	
A. Kyle	1	19	19.0	19	0																	
B. Barnes	1	0	0.0	0	0																	
R. Hughes	1	0	0.0	0	0																	
TOTAL	4	46	11.5	27	0					TOTAL	0	0	0.0	—	0							
PUNTING	NO	YDS	AVG	NET	TB	IN20	LG					PUNTING	NO	YDS	AVG	NET	TB	IN20	LG			
D. White	5	208	41.6	37.2	0	0	53					B. Dilts	4	153	38.2	33.3	1	1	46			
TOTAL	5	208	41.6	37.2	0	0	53					TOTAL	4	153	38.2	33.3	1	1	46			
PUNT RETURNS	NO	YDS	AVG	FC	LG	TD					PUNT RETURNS	NO	YDS	AVG	FC	LG	TD					
T. Hill	1	0	0.0	1	0	0					R. Upchurch	3	22	7.3	0	8	0					
										J. Schultz	1	0	0.0	0	0	0						
RETURNS	1	0	0.0	1	0	0					RETURNS	4	22	5.5	0	8	0					
KICKOFF RETURNS	NO	YDS	AVG	FC	LG	TD					KICKOFF RETURNS	NO	YDS	AVG	FC	LG	TD					
B. Johnson	2	29	14.5	0	15	0					R. Upchurch	3	94	31.3	0	67	0					
L. Brinson	1	22	22.0	0	22	0					J. Schultz	2	62	31.0	0	37	0					
										J. Jensen	1	17	17.0	0	17	0						
RETURNS	3	51	17.0	0	22	0					RETURNS	6	173	28.8	0	67	0					
Dallas Cowboys	Own	Fumbles	Lost	Rec.	Yds	TD	Opp. Rec.	Yds	TD	Out Bnds	Denver Broncos	Own	Fumbles	Lost	Rec.	Yds	TD	Opp. Rec.	Yds	TD	Out Bnds	
B. Johnson	2	0	2	0	0	0	0	0	0	0	J. Schultz	1	1	0	0	0	0	0	0	0	0	
T. Hill	1	0	1	0	0	0	0	0	0	0	J. Dolbin	1	1	0	0	0	0	0	0	0		
R. Dorsett	1	1	0	0	0	0	0	0	0	0	R. Odoms	1	1	0	0	0	0	0	0	0		
B. DuPree	1	1	0	0	0	0	0	0	0	0	N. Weese	1	1	0	0	0	0	0	0	0		
R. Staubach	1	0	0	0	0	0	0	0	0	0	T. Jackson	0	0	0	0	0	1	0	0	0		
J. Fitzgerald	0	0	1	0	0	0	0	0	0	0	R. Carter	0	0	0	0	0	1	0	0	0		
B. Huther (1-0), R. Hughes (2-21) and A. Kyle (1-0) had opponent recoveries																						
TOTAL	6	2	4	0	0	0	4	4	0	0	TOTAL	4	4	0	0	0	2	0	0	0		

FINAL TEAM STATISTICS										
COWBOYS					BRONCOS					
TOTAL FIRST DOWNS	17		11		PUNTS Number and Average		5-42		4-38	
By Rushing	8		8		Had Blocked		0		0	
By Passing	8		1		FGs - PATs Had Blocked		0-0		0-0	
By Penalty	1		2		TOTAL RETURN YARDAGE (Not Including Kickoffs)		97		97	
THIRD DOWN EFFICIENCY	6-171-35%		3-14-21%		No. and Yards Punt Returns		1-0		4-22	
FOURTH DOWN EFFICIENCY	1-1100%		3-4-75%		No. and Yards Kickoff Returns		3-51		6-173	
TOTAL NET YARDS	325		156		No. and Yards Interception Returns		4-46		0-0	
Total Offensive Plays (inc. times thrown passing)	71		58		PENALTIES Number and Yards		12-94		8-60	
Average gain per offensive play	4.6		2.7		FUMBLES Number and Lost		6-2		4-4	
NET YARDS RUSHING	143		121		TOUCHDOWNS		3		1	
Total Rushing Plays	38		29		Rushing		1		1	
Average gain per rushing play	3.8		4.2		Passing		2		0	
NET YARDS PASSING	182		35		Returns		0		0	
Times thrown - yards lost attempting to pass	5-35		4-26		EXTRA POINTS Made-Attempts		3-3		1-1	
Gross yards passing	217		61		FIELD GOALS Made-Attempts		2-3		0-0	
PASS ATTEMPTS-COMPLETIONS-HAD INTERCEPTED	28-19-0		25-8-4		SAFETIES		0		1	
Average gain per pass play (inc. # thrown passing)	6.6		2.1		FINAL SCORE		27		10	
					TIME OF POSSESSION		38:34		21:26	

### FINAL TEAM STATISTICS

COWBOYS				BRONCOS				COWBOYS				BRONCOS			
TOTAL FIRST DOWNS				17	11		PUNTS Number and Average				5-42	4-38			
By Rushing				8	8		Had Blocked				0	0			
By Passing				8	1		FGs - PATs Had Blocked				0-0	0-0			
By Penalty				1	2		TOTAL RETURN YARDAGE (Not Including Kickoffs)				97	95			
THIRD DOWN EFFICIENCY				6-171-35%	3-14-21%		No. and Yards Punt Returns				10	4-22			
FOURTH DOWN EFFICIENCY				1-1-100%	3-4-75%		No. and Yards Kickoff Returns				3-51	6-173			
TOTAL NET YARDS				325	156		No. and Yards Interception Returns				4-46	0-0			
Total Offensive Plays (inc. times thrown passing)				71	58		PENALTIES Number and Yards				12-94	8-60			
Average gain per offensive play				4.6	2.7		FUMBLES Number and Lost				6-2	4-4			
NET YARDS RUSHING				143	121		TOUCHDOWNS				3	1			
Total Rushing Plays				38	29		Rushing				1	1			
Average gain per rushing play				3.8	4.2		Passing				2	0			
NET YARDS PASSING				182	35		Returns				0	0			
Times thrown - yards lost attempting to pass				5-35	4-26		EXTRA POINTS Made-Attempts				3-3	1-1			
Gross yards passing				217	61		FIELD GOALS Made-Attempts				2	1-1			
PASS ATTEMPTS-COMPLETIONS-HAD INTERCEPTED				28-19-0	25-8-4		SAFETIES				0	0			
Average gain per pass play (inc. # thrown passing)				6.6	2.1		FINAL SCORE				27	10			
							TIME OF POSSESSION				38:34	21:26			



# Denver 20, Oakland 17

Sunday, Jan. 1, 1978 • 12 p.m. MST • Mile High Stadium • Denver

WEATHER: Mostly Sunny, 18°, Wind NE 3 mph • ATTENDANCE: 74,982 • TIME: 2:55

## 1977 AFC Championship Game

Denver quarterback Craig Morton threw two touchdown passes to wide receiver Haven Moses that helped the Broncos defeat the defending Super Bowl champion Oakland Raiders 20-17 in the AFC Championship Game in front of 74,982 fans at Mile High Stadium.

Morton completed 10-of-20 (50.0%) passes for 224 yards with two touchdowns and one interception, guiding the Broncos to their first-ever Super Bowl berth. The win was the Broncos' second against the Raiders in three meetings with the club during the 1977 season.

The Raiders scored on their initial possession when Errol Mann kicked a 20-yard field goal to end an 18-play, 54-yard drive 10:34 into the first quarter. Morton connected with Moses for the Broncos' first touchdown two plays later on a 74-yard scoring pass, giving Denver a 7-3 advantage. Despite several Raiders comeback attempts, the Broncos did not surrender the lead for the remainder of the game.

Denver took advantage of two costly Oakland turnovers to increase its lead in the second half. Defensive end Brisson Manor recovered running back Clarence Davis' fumble at the Oakland 17, and running back Jon Keyworth scored from the 1-yard line to increase the Broncos' lead to 14-3 at 6:23 of the third quarter.

Oakland quarterback Ken Stabler found tight end Dave Casper for the first of two scoring passes, a 7-yarder, to narrow the Denver lead to 14-10 with 39 seconds elapsed in the final period. On Oakland's next possession, linebacker Bob Swenson intercepted a Stabler pass to put the Broncos in position for another score. Morton then threw a 12-yard touchdown pass to Moses for the Broncos' final score at 7:17 of the period, giving the club a 20-10 advantage.

Oakland finished the scoring on its next series when Stabler threw a 17-yard touchdown pass to Casper with less than four minutes to play. Denver controlled the ball for the final 3:08 and gave Red Miller the AFC title in his first year as head coach.

Moses, a 10-year veteran, led all players with 168 yards on five catches (33.6 avg.) with two touchdowns. On the ground, Denver ran 37 times and used a balanced attack to gain 91 yards with Lonnie Perrin leading the way (11 carries, 42 yards).

The Denver defense, which was No. 1 in the NFL against the run during the regular season, held the Raiders to 94 rushing yards (2.6 avg.) and limited Oakland to just 204 passing yards while adding one interception and one sack.

### OFFICIALS:

Referee — Chuck Heberling (46); Umpire — Ralph Morcroft (15); Line Judge — Bruce Alford (24); Head Linesman — Ed Marion (26); Back Judge — Stan Javie (29); Field Judge — Arman Terzian (23).

## DENVER BRONCOS

### OFFENSE

WR 82 J. Dolbin  
LT 74 A. Maurer  
LG 62 T. Glassic  
C 52 M. Montler  
RG 60 P. Howard  
RT 71 C. Minor  
TE 88 R. Odoms  
WR 25 H. Moses  
QB 7 C. Morton  
RB 41 R. Lytle  
RB 32 J. Keyworth

### DEFENSE

DE 79 B. Chavous  
NT 68 R. Carter  
DE 77 L. Alzado  
LB 53 R. Gradishar  
LB 51 B. Swenson  
LB 57 T. Jackson  
LB 59 J. Rizzo  
LCB 20 L. Wright  
RCB 43 S. Foley  
S 36 B. Thompson  
S 29 B. Jackson

**BRONCOS SUBSTITUTIONS:** P 10 B. Dilts, QB 14 N. Weese, K 15 J. Turner, DB 21 R. Polt, RB 24 O. Armstrong, RB 30 J. Jensen, RB 35 L. Perrin, DB 40 R. Rich, RB 41 R. Lytle, C 50 B. Maples, LB 55 G. Turk, LB 56 L. Evans, LB 58 R. Nairne, DE 63 J. Grant, G 65 G. Hyde, DE 66 B. Manor, G 67 S. Schindler, DT 70 P. Smith, WR 80 R. Upchurch, TE 85 R. Egloff, WR 86 J. Schultz. **DID NOT PLAY:** QB 12 C. Penrose. **INACTIVE:** DB 26 L. Riley, T 73 H. Allison.

## OAKLAND RAIDERS

### OFFENSE

WR 21 C. Branch  
LT 78 A. Shell  
LG 63 G. Upshaw  
C 50 D. Dalby  
RG 64 G. Buehler  
RT 70 H. Lawrence  
TE 87 D. Casper  
WR 25 F. Biletnikoff  
QB 12 K. Stabler  
RB 28 C. Davis  
RB 30 M. van Eeghen

### DEFENSE

LE 72 J. Matuszak  
ME 74 D. Rowe  
RE 60 O. Sistrunk  
LB 52 F. Rice  
LB 58 M. Johnson  
LB 59 W. Hall  
LB 83 T. Hendricks  
CB 37 L. Hayes  
CB 24 W. Brown  
S 26 S. Thomas  
S 32 J. Tatum

**RAIDERS SUBSTITUTIONS:** P 1 R. Guy, QB 11 D. Humm, K 14 E. Mann, DB 20 N. Colzie, DB 22 J. Warren, RB 29 H. Ginn, RB 31 C. Garrett, RB 35 T. Robiskie, RB 40 P. Banaszak, DB 42 S. Jackson, TE 46 W. Bankston, WR 49 Siani, LB 52 F. Rice, LB 56 J. Barnes, LB 57 R. McClanahan, G 65 M. Marvin, C 66 S. Sylvester, DE 67 P. Toomay, DT 76 M. McCoy, WR 81 M. Bradshaw. **DID NOT PLAY:** QB 15 M. Rae, G 75 Vella. **INACTIVE:** LB 53 R. Martin, TE 88 T. Kwalick.

		1	2	3	4	OT	TOTAL	FIELD GOALS (made ( ) & missed)			
VISITOR	Oakland Raiders	3	0	0	14	—	17	E. Mann	(20)	19HU	
HOME	Denver Broncos	7	0	7	6	—	20	J. Turner	40WL	21 WR	44WL
Team	Qtr	Clock Time	PLAY DESCRIPTION (Extra Point) (Drive Info)								SCORE Visitor Home
RAIDERS	1	10:34	E. Mann 20 yd. Field Goal (18-54, 7:44)								3 0
BRONCOS	1	11:01	H. Moses 74 yd. pass from C. Morton (J. Turner, kick) (2-69, 0:27)								3 7
BRONCOS	3	6:23	J. Keyworth 1 yd. run (J. Turner, kick) (4-17, 1:48)								3 14
RAIDERS	4	0:39	D. Casper 7 yd. pass from K. Stabler (E. Mann, kick) (6-48, 2:25)								10 14
BRONCOS	4	7:17	H. Moses 12 yd. pass from C. Morton (pass failed) (3-17, 1:29)								10 20
RAIDERS	4	11:44	D. Casper 17 yd. pass from K. Stabler (E. Mann, kick) (8-74, 4:17)								17 20


### FINAL INDIVIDUAL STATISTICS

Oakland Raiders										Denver Broncos										
RUSHING	ATT	YDS	AVG	LG	TD	RUSHING	ATT	YDS	AVG	LG	TD									
M. van Eeghen	20	71	3.6	13	0	L. Perrin	11	42	3.8	10	0									
P. Banaszak	7	22	3.1	9	0	R. Lytle	7	26	3.7	8	0									
C. Davis	9	1	0.1	6	0	J. Keyworth	8	19	2.4	7	1									
						O. Armstrong	7	16	2.3	8	0									
						J. Jensen	1	2	2.0	2	0									
						C. Morton	2	-4	-2.0	-2	0									
						H. Moses	1	-10	-10.0	-10	0									
TOTAL	36	94	2.6	13	0	TOTAL	37	91	2.5	10	1									
PASSING	ATT	CMP	YDS	TKD/YD	TD	LG	IN	Rtg.	PASSING	ATT	CMP	YDS	TKD/YD	TD	LG	IN	Rtg.			
K. Stabler	35	17	215	1/11	2	26	1	75.3	C. Morton	20	10	224	1/7	2	74	1	102.9			
TOTAL	35	17	215	1/11	2	26	1	75.3	TOTAL	20	10	224	1/7	2	74	1	102.9			
PASS RECEIVING	NO	YDS	AVG	LG	TD	PASS RECEIVING	NO	YDS	AVG	LG	TD									
D. Casper	5	71	14.2	26	2	H. Moses	5	168	33.6	74	2									
F. Biletnikoff	4	38	9.5	15	0	L. Perrin	2	20	10.0	16	0									
C. Branch	3	59	19.7	24	0	J. Jensen	1	20	20.0	20	0									
M. van Eeghen	2	8	4.0	5	0	R. Odoms	1	13	13.0	13	0									
M. Bradshaw	1	25	25.0	25	0	J. Keyworth	1	3	3.0	3	0									
M. Siani	1	12	12.0	12	0															
P. Banaszak	1	2	2.0	2	0															
TOTAL	17	215	12.6	26	2	TOTAL	10	224	22.4	74	2									
INTERCEPTIONS	NO	YDS	AVG	LG	TD	INTERCEPTIONS	NO	YDS	AVG	LG	TD									
F. Rice	1	11	11.0	11	0	B. Swenson	1	14	14.0	14	0									
TOTAL	1	11	11.0	11	0	TOTAL	1	14	14.0	14	0									
PUNTING	NO	YDS	AVG	NET	TB	IN20	LG	PUNTING	NO	YDS	AVG	NET	TB	IN20	LG					
R. Guy	5	180	36.0	25.6	2	0	44	B. Dilts	4	163	40.8	39.5	0	1	55					
TOTAL	5	180	36.0	25.6	2	0	44	TOTAL	4	163	40.8	39.5	0	1	55					
PUNT RETURNS	NO	YDS	AVG	FC	LG	TD	PUNT RETURNS	NO	YDS	AVG	FC	LG	TD							
C. Garrett	2	5	2.5	0	5	0	R. Upchurch	2	12	6.0	0	9	0							
RETURNS	2	5	2.5	0	5	0	RETURNS	2	12	6.0	0	9	0							
KICKOFF RETURNS	NO	YDS	AVG	FC	LG	TD	KICKOFF RETURNS	NO	YDS	AVG	FC	LG	TD							
C. Garrett	3	111	37.0	0	62	0	R. Upchurch	2	33	16.5	0	18	0							
C. Davis	1	25	25.0	0	25	0	J. Schultz	1	20	20.0	0	20	0							
							R. Lytle	1	14	14.0	0	14	0							
RETURNS	4	136	34.0	0	62	0	RETURNS	4	67	16.8	0	20	0							
Oakland Raiders	Own	Fumbles	Lost	Rec.	Yds	TD	Opp.	Yds	TD	Out	Own	Fumbles	Lost	Rec.	Yds	TD	Opp.	Yds	TD	Out
C. Davis	1	1	0	0	0	0	0	0	0	0	B. Manor	0	0	0	0	0	1	0	0	0
C. Garrett	1	1	0	0	0	0	0	0	0	0	L. Evans	0	0	0	0	0	1	0	0	0
TOTAL	2	2	0	0	0	0	0	0	0	0	TOTAL	0	0	0	0	0	2	0	0	0

### FINAL TEAM STATISTICS

RAIDERS			BRONCOS			RAIDERS			BRONCOS		
TOTAL FIRST DOWNS			20	16		PUNTS Number and Average			5-36	4-41	
By Rushing			6	6		Had Blocked			0	0	
By Passing			11	8		FGs – PATS Had Blocked			0-0	0-0	
By Penalty			3	2		TOTAL RETURN YARDAGE (Not Including Kickoffs)			152	93	
THIRD DOWN EFFICIENCY			7-16-44%	5-13-39%		No. and Yards Punt Returns			2-5	2-12	
FOURTH DOWN EFFICIENCY			1-1-100%	0-0-0%		No. and Yards Kickoff Returns			4-136	4-67	
TOTAL NET YARDS			298	308		No. and Yards Interception Returns			1-11	1-14	
Total Offensive Plays (inc. times thrown passing)			72	58		PENALTIES Number and Yards			2-6	8-46	
Average gain per offensive play			4.1	5.3		FUMBLES Number and Lost			2-2	0-0	
NET YARDS RUSHING			94	91		TOUCHDOWNS			2	3	
Total Rushing Plays			36	37		Rushing			0	1	
Average gain per rushing play			2.6	2.5		Passing			2	2	
NET YARDS PASSING			204	217		Returns			0	0	
Times thrown – yards lost attempting to pass			1-11	1-7		EXTRA POINTS Made-Attempts			2-2	2-3	
Gross yards passing			215	224		FIELD GOALS Made-Attempts			1-2	0-3	
PASS ATTEMPTS-COMPLETIONS-HAD INTERCEPTED			35-17-1	20-10-1		SAFETIES			0	0	
Average gain per pass play (inc. # thrown passing)			5.7	10.3		FINAL SCORE			17	20	
						TIME OF POSSESSION			32:59	27:01	





# Denver 34, Pittsburgh 21

Sunday, Dec. 24, 1977 • 2 p.m. MST • Mile High Stadium • Denver

WEATHER: Sunny, 43°, Wind E 9 mph • ATTENDANCE: 75,011 • TIME: 3:15

## 1977 AFC Divisional Playoff Game

After ties at 7, 14 and 21, Jim Turner kicked a 44-yard field goal in the fourth quarter that put Denver ahead to stay as the Broncos beat the Pittsburgh Steelers 34-21 in an AFC Divisional Playoff Game in front of 75,011 fans at Mile High Stadium.

Denver, in its first-ever playoff game, took a 7-0 lead when running back Rob Lytle broke through the Steelers' defense to score on a 7-yard run midway through the first quarter. The score came four plays after a Steelers punt was blocked by John Schultz and recovered at Pittsburgh's 17-yard line.

Pittsburgh pulled even in the second quarter when quarterback Terry Bradshaw scampered in for a 1-yard score. Later in the period, linebacker Tom Jackson recovered a fumble at Pittsburgh's 10-yard line that set up a 10-yard touchdown run by Otis Armstrong on the next play to give Denver a 14-7 lead. The teams entered halftime tied at 14 after Franco Harris scored on a 1-yard touchdown run late in the second quarter.

The Broncos regained the lead, 21-14, when Riley Odums hauled in a 30-yard pass from Craig Morton for a third-quarter touchdown. Pittsburgh answered early in the fourth quarter with a 1-yard touchdown pass from Bradshaw to Larry Brown.

Midway through the final quarter, Denver went on top to stay on the strength of a 44-yard field goal by Turner. On their next drive, the Broncos opened up a 6-point lead when Turner hit a 25-yard field goal with just less than six minutes left in the game. Denver then put the contest out of reach when Morton tossed his second touchdown of the game on a strike to Jack Dolbin from 34 yards out. The score was set up after Jackson intercepted his second pass of the game, giving the Broncos the ball on Pittsburgh's 33-yard line.

Morton finished the game completing 11-of-23 passes for 164 yards with two touchdowns as the Broncos racked up 258 yards of offense against one of the NFL's top defenses. Odums led all players with five receptions for 43 yards, and Moses chipped in 45 receiving yards on two catches.

Denver's "Orange Crush" defense kept the Steelers off balance all game, holding Bradshaw to just 177 passing yards on 19-of-37 attempts and intercepting him three times. Jackson posted three takeaways (2 interceptions, 1 fumble) while Broncos safety Billy Thompson registered a team-high 13 tackles, including 10 solo stops, to help the club earn the first postseason win in franchise history.

### OFFICIALS:

Referee — Gene Barth (14); Umpire — Paul Trepinski (22); Line Judge — Royal Cathcart (16); Head Linesman — Frank Glover (85); Back Judge — Bob Rice (80); Field Judge — Ed Merrifield (76).

## DENVER BRONCOS

### OFFENSE

WR 25 H. Moses  
LT 74 A. Maurer  
LG 62 T. Glassic  
C 52 M. Montler  
RG 60 P. Howard  
RT 71 C. Minor  
TE 88 R. Odums  
WR 82 J. Dolbin  
QB 7 C. Morton  
RB 41 R. Lytle  
RB 32 J. Keyworth

### DEFENSE

LE 79 B. Chavous  
NT 68 R. Carter  
RE 77 L. Alzado  
LB 51 B. Swenson  
LB 53 R. Gradishar  
LB 57 T. Jackson  
LB 59 J. Rizzo  
LCB 20 L. Wright  
RCB 43 S. Foley  
S 36 B. Thompson  
S 29 B. Jackson

**BRONCOS SUBSTITUTIONS:** P 10 B. Dilts, QB 14 N. Weese, K 15 J. Turner, DB 21 R. Polt, RB 24 O. Armstrong, RB 30 J. Jensen, DB 40 R. Rich, RB 41 R. Lytle, C 50 B. Maples, LB 55 G. Turk, LB 56 L. Evans, LB 58 R. Nairne, DE 63 J. Grant, G 65 G. Hyde, DE 66 B. Manor, G 67 S. Schindler, DT 70 P. Smith, WR 80 R. Upchurch, TE 85 R. Egloff, WR 86 J. Schultz. **DID NOT PLAY:** QB 12 C. Penrose, RB 35 L. Perrin. **INACTIVE:** DB 26 L. Riley, T 73 H. Allison.

## PITTSBURGH STEELERS

### OFFENSE

WR 82 J. Stallworth  
LT 57 S. Davis  
LG 55 J. Kolb  
C 52 M. Webster  
RG 50 J. Clack  
RT 74 R. Pinney  
TE 79 L. Brown  
WR 88 L. Swann  
QB 12 T. Bradshaw  
RB 20 R. Bleier  
RB 32 F. Harris

### DEFENSE

LE 64 S. Furness  
LT 75 J. Greene  
RT 63 E. Holmes  
RE 78 D. White  
LB 59 J. Ham  
LB 56 J. Lambert  
LB 51 L. Toews  
CB 24 J.T. Thomas  
CB 45 J. Allen  
S 31 D. Shell  
S 27 G. Edwards

**STEELERS SUBSTITUTIONS:** K 10 R. Gerela, QB 16 N. Graff, P 17 R. Engles, DB 21 T. Dungy, RB 28 A. Maxson, DB 29 B. Sexton, RB 38 S. Thornton, RB 46 R. Harrison, LB 53 D. Winston, LB 54 D. LaCrosse, LB 56 R. Cole, LB 60 B. Cousino, T 66 T. Peterson, DE 68 L. Greenwood, G 72 G. Mullins, T 74 R. Pinney, TE 84 R. Grossman, WR 85 E. Pough, WR 86 J. Smith, TE 89 B. Cunningham. **DID NOT PLAY:** WR 43 F. Lewis, CB 47 M. Blount. **INACTIVE:** QB 18 C. Stoudt, RB 36 J. Deloplane.

		1	2	3	4	OT	TOTAL	FIELD GOALS (made ( ) & missed)	
VISITOR	Pittsburgh Steelers	0	14	0	7	—	21	J. Turner (44) (25)	
HOME	Denver Broncos	7	7	7	13	—	34		
Team	Qtr	Clock Time	PLAY DESCRIPTION (Extra Point) (Drive Info)					SCORE	
								Visitor	Home
BRONCOS	1	8:47	R. Lytle 7 yd. run (J. Turner, kick) (4-17, 1:56)					0	7
STEELERS	2	5:59	T. Bradshaw 1 yd. run (R. Gerela, kick) (11-56, 5:10)					7	7
BRONCOS	2	10:45	O. Armstrong 10 yd. run (J. Turner, kick) (1-10, 0:04)					7	14
STEELERS	2	13:19	F. Harris 1 yd. run (R. Gerela, kick) (9-65, 2:35)					14	14
BRONCOS	3	13:36	R. Odums 30 yd. pass from C. Morton (J. Turner, kick) (4-41, 1:01)					14	21
STEELERS	4	4:05	L. Brown 1 yd. pass from T. Bradshaw (R. Gerela, kick) (4-61, 1:42)					21	21
BRONCOS	4	7:43	J. Turner 44 yd. Field Goal (7-39, 3:29)					21	24
BRONCOS	4	9:50	J. Turner 25 yd. Field Goal (4-2, 1:36)					21	27
BRONCOS	4	13:16	J. Dolbin 34 yd. pass from C. Morton (J. Turner, kick) (2-33, 0:13)					21	34

### FINAL INDIVIDUAL STATISTICS

Pittsburgh Steelers												Denver Broncos														
RUSHING	ATT	YDS	AVG	LG	TD	RUSHING	ATT	YDS	AVG	LG	TD	RUSHING	ATT	YDS	AVG	LG	TD	RUSHING	ATT	YDS	AVG	LG	TD			
F. Harris	28	92	3.3	20	1	O. Armstrong	11	44	4.0	29	1	F. Harris	28	92	3.3	20	1	O. Armstrong	11	44	4.0	29	1			
T. Bradshaw	4	21	5.3	11	1	R. Lyle	12	26	2.2	7	1	T. Bradshaw	4	21	5.3	11	1	R. Lyle	12	26	2.2	7	1			
R. Bleier	7	14	2.0	5	0	J. Keyworth	5	20	4.4	6	0	R. Bleier	7	14	2.0	5	0	J. Keyworth	5	20	4.4	6	0			
						J. Jensen	4	13	3.3	5	0							J. Jensen	4	13	3.3	5	0			
						C. Morton	5	0	0.0	6	0							C. Morton	5	0	0.0	6	0			
TOTAL	39	127	3.3	20	2	TOTAL	37	103	2.8	29	2	TOTAL	39	127	3.3	20	2	TOTAL	37	103	2.8	29	2			
PASSING	ATT	CMP	YDS	TD	LG	IN	Rtg.	PASSING	ATT	CMP	YDS	TD	LG	IN	Rtg.	PASSING	ATT	CMP	YDS	TD	LG	IN	Rtg.			
T. Bradshaw	37	19	177	0/0	1	48	3	40.0	C. Morton	23	11	164	1/9	2	34	0	100.6	T. Bradshaw	37	19	177	0/0	1	48	3	40.0
TOTAL	37	19	177	0/0	1	48	3	40.0	TOTAL	23	11	164	1/9	2	34	0	100.6	TOTAL	37	19	177	0/0	1	48	3	40.0
PASS RECEIVING	NO	YDS	AVG	LG	TD	PASS RECEIVING	NO	YDS	AVG	LG	TD	PASS RECEIVING	NO	YDS	AVG	LG	TD	PASS RECEIVING	NO	YDS	AVG	LG	TD			
J. Stallworth	4	80	20.0	48	0	R. Odoms	5	43	8.6	30	1	J. Stallworth	4	80	20.0	48	0	R. Odoms	5	43	8.6	30	1			
F. Harris	4	20	5.0	12	0	H. Moses	2	45	22.5	27	0	F. Harris	4	20	5.0	12	0	H. Moses	2	45	22.5	27	0			
B. Cunningham	3	42	14.0	19	0	J. Jensen	2	33	16.5	29	0	B. Cunningham	3	42	14.0	19	0	J. Jensen	2	33	16.5	29	0			
A. Maxson	3	11	3.7	10	0	J. Dolbin	1	34	34.0	34	1	A. Maxson	3	11	3.7	10	0	J. Dolbin	1	34	34.0	34	1			
R. Bleier	2	10	5.0	7	0	O. Armstrong	1	9	9.0	9	0	R. Bleier	2	10	5.0	7	0	O. Armstrong	1	9	9.0	9	0			
R. Grossman	1	7	7.0	7	0							R. Grossman	1	7	7.0	7	0									
L. Swann	1	6	6.0	6	0							L. Swann	1	6	6.0	6	0									
L. Brown	1	1	1.0	1	1							L. Brown	1	1	1.0	1	1									
TOTAL	19	177	9.3	48	1	TOTAL	11	164	14.9	34	2	TOTAL	19	177	9.3	48	1	TOTAL	11	164	14.9	34	2			
INTERCEPTIONS	NO	YDS	AVG	LG	TD	INTERCEPTIONS	NO	YDS	AVG	LG	TD	INTERCEPTIONS	NO	YDS	AVG	LG	TD	INTERCEPTIONS	NO	YDS	AVG	LG	TD			
						T. Jackson	2	49	24.5	32	0							T. Jackson	2	49	24.5	32	0			
						B. Jackson	1	15	15.0	15	0							B. Jackson	1	15	15.0	15	0			
TOTAL	0	0	0.0	—	0	TOTAL	3	64	21.3	32	0	TOTAL	0	0	0.0	—	0	TOTAL	3	64	21.3	32	0			
PUNTING	NO	YDS	AVG	NET	TB	IN20	LG	PUNTING	NO	YDS	AVG	NET	TB	IN20	LG	PUNTING	NO	YDS	AVG	NET	TB	IN20	LG			
R. Engles	5	204	40.8	38.4	0	0	55	R. Engles	5	188	37.6	31.4	0	1	41		R. Engles	5	204	40.8	38.4	0	0	55		
TOTAL	5	204	40.8	38.4	0	0	55	TOTAL	5	188	37.6	31.4	0	1	41		TOTAL	5	204	40.8	38.4	0	0	55		
PUNT RETURNS	NO	YDS	AVG	FC	LG	TD	PUNT RETURNS	NO	YDS	AVG	FC	LG	TD	PUNT RETURNS	NO	YDS	AVG	FC	LG	TD						
J. Smith	4	31	7.8	1	17	0	J. Smith	4	31	7.8	1	17	0	J. Smith	4	31	7.8	1	17	0						
RETURNS	4	31	7.8	1	17	0	RETURNS	4	31	7.8	1	17	0	RETURNS	4	31	7.8	1	17	0						
KICKOFF RETURNS	NO	YDS	AVG	FC	LG	TD	KICKOFF RETURNS	NO	YDS	AVG	FC	LG	TD	KICKOFF RETURNS	NO	YDS	AVG	FC	LG	TD						
J. Smith	4	80	20.0	0	34	0	J. Smith	4	80	20.0	0	34	0	J. Smith	4	80	20.0	0	34	0						
A. Maxson	1	24	24.0	0	24	0	A. Maxson	1	24	24.0	0	24	0	A. Maxson	1	24	24.0	0	24	0						
RETURNS	5	104	20.8	0	34	0	RETURNS	5	104	20.8	0	34	0	RETURNS	5	104	20.8	0	34	0						
Pittsburgh Steelers	Own	Fumbles	Lost	Rec.	Yds	TD	Opp.	FF	Rec.	Yds	TD	Opp.	FF	Rec.	Yds	TD	Opp.	FF	Rec.	Yds	TD	Opp.	FF	Rec.	Yds	TD
B. Cunningham	1	0	1	0	0	0	0	0	0	0	0	0	0	0	0	0	0	0	0	0	0	0	0	0	0	
F. Harris	1	1	0	0	0	0	0	0	0	0	0	0	0	0	0	0	0	0	0	0	0	0	0	0	0	
J. Greene	0	0	0	0	0	0	0	1	0	0	0	0	0	0	0	0	0	0	0	0	0	0	0	0	0	
TOTAL	2	1	1	0	0	0	0	1	0	0	0	0	0	0	0	0	0	0	0	0	0	0	0	0	0	
Denver Broncos	Own	Fumbles	Lost	Rec.	Yds	TD	Opp.	FF	Rec.	Yds	TD	Opp.	FF	Rec.	Yds	TD	Opp.	FF	Rec.	Yds	TD	Opp.	FF	Rec.	Yds	TD
R. Gradišar	1	0	0	0	0	0	0	0	0	0	0	0	0	0	0	0	0	0	0	0	0	0	0	0	0	
T. Jackson	0	0	1	25	0	0	0	0	0	0	0	0	0	0	0	0	0	0	0	0	0	0	0	0	0	
J. Keyworth	1	1	0	0	0	0	0	0	0	0	0	0	0	0	0	0	0	0	0	0	0	0	0	0	0	
B. Thompson	1	0	0	0	0	0	0	0	0	0	0	0	0	0	0	0	0	0	0	0	0	0	0	0	0	
S. Foley	0	0	1	0	0	0	0	0	0	0	0	0	0	0	0	0	0	0	0	0	0	0	0	0	0	
L. Alzado	0	0	0	0	0	0	1	0	0	0	0	0	0	0	0	0	0	0	0	0	0	0	0	0	0	
TOTAL	3	1	2	25	0	0	1	1	1	5	0	0	0	0	0	0	0	0	0	0	0	0	0	0	0	

### FINAL TEAM STATISTICS

	STEELERS		BRONCOS			STEELERS		BRONCOS	
TOTAL FIRST DOWNS	18		15		PUNTS Number and Average	6-34		5-38	
By Rushing	10		5		Had Blocked	1		0	
By Passing	8		9		FGs – PATs Had Blocked	0-0		0-0	
By Penalty	0		1		TOTAL RETURN YARDAGE (Not Including Kickoffs)	135		161	
THIRD DOWN EFFICIENCY	11-22-50%		4-13-31%		No. and Yards Punt Returns	4-31		4-12	
FOURTH DOWN EFFICIENCY	1-2-50%		0-1-0%		No. and Yards Kickoff Returns	5-104		4-85	
TOTAL NET YARDS	304		258		No. and Yards Interception Returns	0-0		3-64	
Total Offensive Plays (inc. times thrown passing)	76		61		PENALTIES Number and Yards	10-67		3-20	
Average gain per offensive play	4.0		4.2		FUMBLES Number and Lost	2-1		3-1	
NET YARDS RUSHING	127		103		TOUCHDOWNS	3		4	
Total Rushing Plays	39		37		Rushing	2		2	
Average gain per rushing play	3.3		2.8		Passing	1		2	
NET YARDS PASSING	177		155		Returns	0		0	
Times thrown – yards lost attempting to pass	0-0		1-9		EXTRA POINTS Made-Attempts	3-3		4-4	
Gross yards passing	177		164		FIELD GOALS Made-Attempts	0-0		2-2	
PASS ATTEMPTS-COMPLETIONS-HAD INTERCEPTED	37-19-3		23-11-0		SAFETIES	0		0	
Average gain per pass play (inc. # thrown passing)	4.8		6.5		FINAL SCORE	21		34	
					TIME OF POSSESSION	34:26		25:34	

**INDIVIDUAL & TEAM RECORDS**



# YEAR-BY-YEAR HEAD COACHES/RECORDS

Season	Coach	W	L	T	Pct.
1960	Frank Filchok	4	9	1	
1961	Frank Filchok	3	11	0	
<b>Filchok's totals</b>		<b>7</b>	<b>20</b>	<b>1</b>	<b>.268</b>
1962	Jack Faulkner	7	7	0	
1963	Jack Faulkner	2	11	1	
1964	Jack Faulkner	0	4	0	
<b>Faulkner's totals</b>		<b>9</b>	<b>22</b>	<b>1</b>	<b>.297</b>
1964	Mac Speedie	4	7	0	
1965	Mac Speedie	4	10	0	
1966	Mac Speedie	0	2	0	
<b>Speedie's totals</b>		<b>6</b>	<b>19</b>	<b>1</b>	<b>.250</b>
1966	Ray Malavasi	4	8	0	
<b>Malavasi's totals</b>		<b>4</b>	<b>8</b>	<b>0</b>	<b>.333</b>
1967	Lou Saban	3	11	0	
1968	Lou Saban	5	9	0	
1969	Lou Saban	5	8	1	
1970	Lou Saban	5	8	1	
1971	Lou Saban	2	6	1	
<b>Saban's totals</b>		<b>20</b>	<b>42</b>	<b>3</b>	<b>.331</b>
1971	Jerry Smith	2	3	0	
<b>Smith's totals</b>		<b>2</b>	<b>3</b>	<b>0</b>	<b>.400</b>
1972	John Ralston	5	9	0	
1973	John Ralston	7	5	2	
1974	John Ralston	7	6	1	
1975	John Ralston	6	9	0	
1976	John Ralston	6	9	0	
<b>Ralston's totals</b>		<b>34</b>	<b>33</b>	<b>3</b>	<b>.507</b>
1977	Red Miller	12	2	0	
<b>Playoffs</b>		<b>2</b>	<b>1</b>	<b>0</b>	
1978	Red Miller	10	6	0	
<b>Playoffs</b>		<b>1</b>	<b>1</b>	<b>0</b>	
1979	Red Miller	10	6	0	
<b>Playoffs</b>		<b>0</b>	<b>1</b>	<b>0</b>	
1980	Red Miller	8	8	0	
<b>Miller's regular season totals</b>		<b>40</b>	<b>22</b>	<b>0</b>	<b>.645</b>
<b>Miller's overall totals</b>		<b>42</b>	<b>25</b>	<b>0</b>	<b>.627</b>
1981	Dan Reeves	10	6	0	
1982	Dan Reeves	7	7	0	
1983	Dan Reeves	9	7	0	
<b>Playoffs</b>		<b>0</b>	<b>1</b>	<b>0</b>	
1984	Dan Reeves	13	3	0	
<b>Playoffs</b>		<b>0</b>	<b>1</b>	<b>0</b>	
1985	Dan Reeves	11	5	0	
1986	Dan Reeves	11	5	0	
<b>Playoffs</b>		<b>2</b>	<b>1</b>	<b>0</b>	
1987	Dan Reeves	10	4	1	
<b>Playoffs</b>		<b>2</b>	<b>1</b>	<b>0</b>	
1988	Dan Reeves	8	8	0	
1989	Dan Reeves	12	5	0	
<b>Playoffs</b>		<b>2</b>	<b>1</b>	<b>0</b>	
1990	Dan Reeves	5	11	0	
1991	Dan Reeves	12	4	0	
<b>Playoffs</b>		<b>1</b>	<b>1</b>	<b>0</b>	
1992	Dan Reeves	8	8	0	
<b>Reeves' regular season totals</b>		<b>110</b>	<b>73</b>	<b>1</b>	<b>.600</b>
<b>Reeves' overall totals</b>		<b>117</b>	<b>79</b>	<b>1</b>	<b>.596</b>
1993	Wade Phillips	9	7	0	
<b>Playoffs</b>		<b>0</b>	<b>1</b>	<b>0</b>	
1994	Wade Phillips	7	9	0	
<b>Phillips' regular season totals</b>		<b>16</b>	<b>16</b>	<b>0</b>	<b>.500</b>
<b>Phillips' overall totals</b>		<b>16</b>	<b>17</b>	<b>0</b>	<b>.485</b>
1995	Mike Shanahan	13	3	0	
1996	Mike Shanahan	0	1	0	
<b>Playoffs</b>		<b>0</b>	<b>1</b>	<b>0</b>	
1997	Mike Shanahan	12	4	0	
<b>Playoffs</b>		<b>4</b>	<b>0</b>	<b>0</b>	
1998	Mike Shanahan	14	2	0	
<b>Playoffs</b>		<b>3</b>	<b>2</b>	<b>0</b>	
1999	Mike Shanahan	6	10	0	
2000	Mike Shanahan	11	5	0	
<b>Playoffs</b>		<b>0</b>	<b>1</b>	<b>0</b>	
2001	Mike Shanahan	8	8	0	
2002	Mike Shanahan	7	8	0	
2003	Mike Shanahan	10	6	0	
<b>Playoffs</b>		<b>0</b>	<b>1</b>	<b>0</b>	
2004	Mike Shanahan	10	6	0	
<b>Playoffs</b>		<b>0</b>	<b>1</b>	<b>0</b>	
2005	Mike Shanahan	13	3	0	
<b>Playoffs</b>		<b>1</b>	<b>0</b>	<b>0</b>	
2006	Mike Shanahan	9	7	0	
2007	Mike Shanahan	7	9	0	
2008	Mike Shanahan	8	8	0	
<b>Shanahan's regular season totals</b>		<b>138</b>	<b>86</b>	<b>0</b>	<b>.616</b>
<b>Shanahan's overall totals</b>		<b>146</b>	<b>91</b>	<b>0</b>	<b>.616</b>
2009	Josh McDaniels	8	8	0	
2010	Josh McDaniels	3	9	0	
<b>McDaniels' totals</b>		<b>11</b>	<b>17</b>	<b>0</b>	<b>.393</b>
2010	Eric Studesville	1	3	0	
<b>Studesville's totals</b>		<b>1</b>	<b>3</b>	<b>0</b>	<b>.250</b>
2011	John Fox	8	8	0	
<b>Playoffs</b>		<b>1</b>	<b>1</b>	<b>0</b>	
2012	John Fox	13	3	0	
<b>Playoffs</b>		<b>0</b>	<b>1</b>	<b>0</b>	
2013	John Fox	13	3	0	
<b>Playoffs</b>		<b>2</b>	<b>1</b>	<b>0</b>	
2014	John Fox	12	4	0	
<b>Playoffs</b>		<b>0</b>	<b>1</b>	<b>0</b>	
<b>Fox's regular season totals</b>		<b>46</b>	<b>18</b>	<b>0</b>	<b>.719</b>
<b>Fox's overall totals</b>		<b>49</b>	<b>22</b>	<b>0</b>	<b>.690</b>
2015	Gary Kubiak	12	4	0	
<b>Playoffs</b>		<b>3</b>	<b>0</b>	<b>0</b>	
<b>Kubiak's regular season totals</b>		<b>12</b>	<b>4</b>	<b>0</b>	<b>.750</b>
<b>Kubiak's overall totals</b>		<b>15</b>	<b>4</b>	<b>0</b>	<b>.789</b>

## MOST OVERALL WINS

Coach	Years	W	L	T	Pct.
Mike Shanahan	1995-2008	146	91	0	.616
Dan Reeves	1981-92	117	79	1	.596
John Fox	2011-2014	49	22	0	.690
Red Miller	1977-80	42	25	0	.627
John Ralston	1972-76	34	33	3	.507
Lou Saban	1967-71	20	42	3	.331
Wade Phillips	1993-94	16	17	0	.485
Gary Kubiak	2015	15	4	0	.789
Josh McDaniels	2009-10	11	17	0	.393
Jack Faulkner	1962-64	9	22	1	.297
Frank Filchok	1960-61	7	20	1	.268
Mac Speedie	1964-66	6	19	1	.250
Ray Malavasi	1966	4	8	0	.333
Jerry Smith	1971	2	3	0	.400
Eric Studesville	2010	1	3	0	.250

## MOST REG. SEASON WINS

Coach	Years	W	L	T	Pct.
Mike Shanahan	1995-2008	138	86	0	.616
Dan Reeves	1981-92	110	73	1	.600
John Fox	2011-2014	46	18	0	.719
Red Miller	1977-80	40	22	0	.645
John Ralston	1972-76	34	33	3	.507
Lou Saban	1967-71	20	42	3	.331
Wade Phillips	1993-94	16	16	0	.500
Gary Kubiak	2015	12	4	0	.750
Josh McDaniels	2009-10	11	17	0	.393
Jack Faulkner	1962-64	9	22	1	.297
Frank Filchok	1960-61	7	20	1	.268
Mac Speedie	1964-66	6	19	1	.250
Ray Malavasi	1966	4	8	0	.333
Jerry Smith	1971	2	3	0	.400
Eric Studesville	2010	1	3	0	.250

## MOST PLAYOFF WINS

Coach	Years	W	L	T	Pct.
Mike Shanahan	1995-2008	8	5	0	.615
Dan Reeves	1981-92	7	6	0	.538
Gary Kubiak	2015	3	0	0	1.000
John Fox	2011-2014	3	4	0	.429
Red Miller	1977-80	2	3	0	.400
Wade Phillips	1993-94	0	1	0	.000

## BEST OVERALL WIN PCT.

Coach	Years	W	L	T	Pct.
Gary Kubiak	2015	15	4	0	.789
John Fox	2011-2014	49	22	0	.690
Red Miller	1977-80	42	25	0	.627
Mike Shanahan	1995-2008	146	91	0	.616
Dan Reeves	1981-92	117	79	1	.596
John Ralston	1972-76	34	33	3	.507
Wade Phillips	1993-94	16	17	0	.485
Jerry Smith	1971	2	3	0	.400
Josh McDaniels	2009-10	11	17	0	.393
Ray Malavasi	1966	4	8	0	.333
Lou Saban	1967-71	20	42	3	.331
Jack Faulkner	1962-64	9	22	1	.297
Frank Filchok	1960-61	7	20	1	.268
Mac Speedie	1964-66	6	19	1	.250
Eric Studesville	2010	1	3	0	.250

## BEST REG. SEASON WIN PCT.

Coach	Years	W	L	T	Pct.
Gary Kubiak	2015	12	4	0	.750
John Fox	2011-2014	46	18	0	.719
Red Miller	1977-80	40	22	0	.645
Mike Shanahan	1995-2008	138	86	0	.616
Dan Reeves	1981-92	110	73	1	.600
John Ralston	1972-76	34	33	3	.507
Wade Phillips	1993-94	16	16	0	.500
Jerry Smith	1971	2	3	0	.400
Josh McDaniels	2009-10	11	17	0	.393
Ray Malavasi	1966	4	8	0	.333
Lou Saban	1967-71	20	42	3	.331
Jack Faulkner	1962-64	9	22	1	.297
Frank Filchok	1960-61	7	20	1	.268
Mac Speedie	1964-66	6	19	1	.250
Eric Studesville	2010	1	3	0	.250

## ATTENDANCE MARKS

### BRONCOS LARGEST CROWDS

#### HOME

77,160	vs. Green Bay	Oct. 29, 2007
77,112	vs. New England*	Jan. 24, 2016
77,110	vs. New England*	Jan. 19, 2014
77,076	vs. Kansas City	Nov. 17, 2013
77,075	vs. Green Bay	Nov. 1, 2015
77,047	vs. San Francisco	Oct. 19, 2014
77,038	vs. Pittsburgh	Oct. 21, 2007
77,031	vs. Washington	Oct. 27, 2013
77,029	vs. Minnesota	Oct. 4, 2015
77,002	vs. Philadelphia	Sept. 29, 2013

\*Playoff Game

#### ROAD/NEUTRAL

101,063	S.B. XXI vs. NYG (Pasadena)*	Jan. 25, 1987
92,758	at Dallas	Oct. 6, 2013
91,020	at Los Angeles Raiders	Oct. 28, 1984
90,153	at Los Angeles Raiders	Nov. 2, 1986
87,560	at Los Angeles Raiders	Dec. 3, 1989
85,247	at Washington	Nov. 15, 2009
83,941	at San Francisco (London)	Oct. 31, 2010
82,529	S.B. XLVIII vs. Sea. (NY/NJ)*	Feb. 2, 2014
81,285	at N.Y. Giants	Sept. 15, 2013
81,065	at Cleveland	Oct. 5, 1980

\*Playoff Game

2001-Present — Sports Authority Field at Mile High

1960-2000 — Mile High Stadium/Bears Stadium

### BRONCOS REGULAR SEASON ATTENDANCE BY SEASON

Year	Home	Road	Total	Year	Home	Road	Total
1960	91,333	115,994	207,327	1989	588,144	542,541	1,130,685
1961	74,508	122,315	196,823	1990	560,703	509,425	1,070,128
1962	178,485	146,442	324,927	1991	584,214	466,818	1,051,032
1963	132,218	165,995	298,213	1992	597,704	503,447	1,101,151
1964	118,259	166,744	285,003	1993	590,808	521,349	1,112,157
1965	219,786	215,992	435,778	1994	574,180	524,941	1,099,121
1966	192,198	203,799	395,997	1995	583,510	455,634	1,039,144
1967	231,801	247,696	479,497	1996	589,296	462,194	1,051,490
1968	281,374	278,008	559,382	1997	590,189	499,942	1,090,131
1969	326,851	276,755	603,606	1998	597,462	546,021	1,143,483
1970	355,739	330,184	685,923	1999	577,309	531,728	1,109,037
1971	358,400	377,642	736,042	2000	604,042	535,988	1,140,030
1972	361,414	412,073	773,487	2001	600,283	514,920	1,115,203
1973	356,327	351,334	707,661	2002	604,904	557,070	1,161,974
1974	347,322	354,367	701,689	2003	607,167	526,919	1,134,086
1975	342,375	347,944	690,319	2004	601,031	539,587	1,140,618
1976	436,468	349,126	785,594	2005	608,790	558,598	1,167,388
1977	524,595	370,917	895,512	2006	610,782	544,955	1,155,737
1978	598,085	470,756	1,068,841	2007	612,893	526,919	1,139,812
1979	597,521	427,040	1,024,561	2008	604,074	555,556	1,159,630
1980	593,084	473,680	1,066,764	2009	600,928	538,731	1,139,659
1981	598,224	475,360	1,073,584	2010	599,264	530,184	1,129,448
1982	369,555	183,046	552,601	2011	602,618	506,992	1,109,612
1983	592,493	385,022	977,515	2012	613,062	544,717	1,157,779
1984	585,233	450,442	1,035,675	2013	614,977	*579,168	*1,194,145
1985	589,500	452,847	1,042,347	2014	*615,427	541,250	1,156,677
1986	589,037	526,550	1,115,587	2015	615,381	526,497	1,141,878
1987	498,715	370,586	869,301	TOTAL	27,287,722	23,728,318	51,016,040
1988	597,680	487,571	1,085,251				

\*Broncos records

### BRONCOS SEASON TICKET SALES

1960 .....2,675	*1975 .....49,000	*1990 .....73,966	*2005 .....73,846
1961 .....5,775	*1976 .....62,215	*1991 .....73,682	*2006 .....73,972
1962 .....5,042	*1977 .....73,089	*1992 .....73,592	*2007 .....73,984
1963 .....7,624	*1978 .....73,092	*1993 .....73,182	*2008 .....73,996
1964 .....8,002	*1979 .....73,313	*1994 .....73,072	*2009 .....73,988
1965 .....22,905	*1980 .....73,298	*1995 .....73,222	*2010 .....73,992
1966 .....18,898	*1981 .....73,380	*1996 .....73,180	*2011 .....73,992
1967 .....24,650	*1982 .....73,380	*1997 .....73,275	*2012 .....74,092
1968 .....27,348	*1983 .....73,377	*1998 .....73,972	*2013 .....74,109
1969 .....31,936	*1984 .....73,347	*1999 .....73,997	*2014 .....74,113
*1970 .....43,580	*1985 .....73,309	*2000 .....73,855	*2015 .....74,118
*1971 .....47,500	*1986 .....73,348	*2001 .....73,825	*2016 .....74,123
*1972 .....48,000	*1987 .....74,147	*2002 .....73,576	
*1973 .....48,000	*1988 .....74,147	*2003 .....73,583	
*1974 .....49,000	*1989 .....73,952	*2004 .....73,590	

\*Season tickets sold out. Every Broncos home game at Mile High Stadium (1970-2000) and Sports Authority Field at Mile High (2001-15) has been a sellout since the beginning of the 1970 season with the exception of two replacement games played during the 1987 strike (both games were sold out before the strike). The Broncos have thus sold out 357 consecutive regular-season games, and with postseason games the total reaches 379.



# BRONCOS STATISTICAL HISTORY

## TEAM OFFENSE YEAR-BY-YEAR

	Total Plays	First Downs	Rush Yards	League Rank	Pass Yards	League Rank	Total Yards	League Rank	Total Points
1960	958	248	1,195	.....8th	3,247	.....3rd	4,442	.....6th	309
1961	934	219	1,091	.....8th	2,720	.....3rd	3,811	.....7th	251
1962	885	270	1,298	.....7th	3,404	.....1st	4,702	.....4th	353
1963	832	230	1,508	.....6th	2,487	.....8th	3,995	.....7th	301
1964	908	207	1,311	.....8th	2,021	.....8th	3,332	.....8th	240
1965	959	255	1,829	.....2nd	2,640	.....3rd	4,469	.....2nd	303
1966	815	171	1,173	.....9th	1,995	.....9th	3,168	.....9th	196
1967	852	172	1,265	.....9th	1,682	.....8th	2,947	.....9th	256
1968	889	217	1,614	.....7th	2,357	.....6th	3,971	.....7th	255
1969	841	243	1,637	.....6th	2,524	.....5th	4,161	.....6th	297
1970	883	217	1,802	.....9th	2,025	.....19th	3,827	.....18th	253
1971	891	217	2,093	.....10th	2,065	.....17th	4,158	.....11th	203
1972	831	237	1,838	.....18th	2,634	.....3rd	4,472	.....5th	325
1973	893	253	1,954	.....14th	2,519	.....3rd	4,473	.....6th	354
1974	861	258	2,157	.....5th	2,328	.....9th	4,485	.....5th	302
1975	964	268	1,993	.....13th	2,541	.....7th	4,534	.....10th	254
1976	901	239	1,932	.....19th	2,204	.....12th	4,136	.....16th	315
1977	886	223	2,043	.....11th	1,863	.....15th	3,906	.....17th	274
1978	1,039	294	2,451	.....8th	2,378	.....17th	4,829	.....14th	282
1979	1,044	306	2,040	.....18th	3,102	.....13th	5,142	.....12th	289
1980	992	286	1,865	.....20th	2,777	.....18th	4,642	.....25th	310
1981	1,062	306	1,895	.....21st	3,531	.....8th	5,426	.....14th	321
1982*	592	170	1,018	.....17th	1,819	.....15th	2,837	.....15th	148
1983	1,025	292	1,784	.....23rd	3,027	.....20th	4,811	.....26th	302
1984	1,018	299	2,076	.....10th	2,859	.....24th	4,935	.....22nd	353
1985	1,152	339	1,851	.....16th	3,645	.....6th	5,496	.....10th	380
1986	1,042	319	1,678	.....20th	3,538	.....10th	5,216	.....15th	378
1987	1,070	331	1,970	.....12th	3,654	.....3rd	5,624	.....2nd	379
1988	1,077	338	1,815	.....19th	3,691	.....6th	5,506	.....8th	327
1989	1,071	308	2,092	.....6th	3,001	.....23rd	5,093	.....15th	362
1990	1,035	323	1,872	.....14th	3,341	.....7th	5,213	.....8th	331
1991	1,012	284	2,015	.....8th	2,997	.....17th	5,012	.....12th	304
1992	928	234	1,500	.....25th	2,930	.....19th	4,430	.....21st	262
1993	1,060	327	1,693	.....18th	3,768	.....4th	5,461	.....5th	373
1994	1,112	346	1,470	.....23rd	4,017	.....4th	5,487	.....6th	347
1995	1,060	344	1,995	.....5th	4,045	.....7th	6,040	.....3rd	388
1996	1,092	336	2,362	.....1st	3,429	.....13th	5,791	.....1st	391
1997	1,068	340	2,378	.....4th	3,494	.....9th	5,872	.....1st	472
1998	1,041	347	2,468	.....2nd	3,624	.....7th	6,092	.....3rd	501
1999	1,053	308	1,864	.....12th	3,419	.....15th	5,283	.....14th	314
2000	1,115	383	2,311	.....3rd	4,243	.....3rd	6,554	.....2nd	485
2001	1,034	304	1,877	.....10th	2,940	.....25th	4,817	.....22nd	340
2002	1,057	357	2,266	.....5th	3,824	.....8th	6,090	.....3rd	392
2003	1,047	334	2,629	.....2nd	2,969	.....22nd	5,598	.....7th	381
2004	1,070	351	2,333	.....4th	3,999	.....6th	6,332	.....5th	381
2005	1,030	330	2,539	.....2nd	3,227	.....18th	5,766	.....5th	395
2006	973	285	2,152	.....8th	2,799	.....25th	4,951	.....21st	319
2007	976	305	1,957	.....9th	3,584	.....13th	5,541	.....11th	320
2008	1,019	354	1,862	.....12th	4,471	.....3rd	6,333	.....2nd	370
2009	1,032	306	1,836	.....18th	3,627	.....13th	5,463	.....15th	325
2010	1,018	309	1,544	.....26th	4,038	.....7th	5,582	.....13th	344
2011	1,017	286	<b>2,632</b>	.....1st	2,434	.....31st	5,066	.....23rd	309
2012	1,090	380	1,832	.....16th	4,534	.....5th	6,366	.....4th	481
2013	<b>1,156</b>	<b>435</b>	1,873	.....15th	<b>5,444</b>	.....1st	<b>7,317</b>	.....1st	<b>606</b>
2014	1,067	360	1,785	.....15th	4,461	.....4th	6,446	.....4th	482
2015	1,056	314	1,718	.....17th	3,970	.....14th	5,688	.....16th	355

\*players strike; nine-game season

League rankings for 1960-69 reflect American Football League ranking; The AFL had eight teams from 1960-65, nine teams from 1966-67 and 10 teams from 1968-69; The NFL had 26 teams from 1970-75; 28 teams from 1976-94; 30 teams from 1995-98; 31 teams from 1999-2001 and 32 teams from 2002-Present.



## TEAM DEFENSE YEAR-BY-YEAR

	Total Plays	First Downs	Rush Yards	League Rank	Pass Yards	League Rank	Total Yards	League Rank	Total Points
1960	927	254	2,145	.....8th	2,987	.....5th	5,132	.....8th	393
1961	899	233	1,633	.....5th	2,785	.....5th	4,418	.....6th	432
1962	862	234	1,868	.....5th	2,670	.....5th	4,538	.....6th	334
1963	828	254	1,687	.....6th	3,394	.....8th	5,081	.....7th	473
1964	902	271	2,064	.....8th	2,906	.....3rd	4,970	.....7th	438
1965	850	244	1,337	.....3rd	2,960	.....7th	4,297	.....7th	392
1966	871	251	2,029	.....8th	2,515	.....3rd	4,544	.....6th	381
1967	921	276	2,076	.....8th	3,125	.....8th	5,201	.....9th	409
1968	917	251	1,861	.....7th	3,163	.....10th	5,024	.....10th	404
1969	918	278	1,709	.....7th	2,932	.....10th	4,641	.....8th	344
1970	838	199	1,351	.....3rd	2,354	.....18th	3,705	.....7th	264
1971	825	206	1,834	.....14th	<b>1,985</b>	.....5th	3,819	.....10th	275
1972	876	251	1,668	.....4th	2,183	.....16th	3,851	.....9th	350
1973	872	239	1,795	.....6th	2,440	.....24th	4,235	.....19th	296
1974	945	265	1,808	.....13th	2,583	.....24th	4,391	.....21st	294
1975	901	247	1,974	.....13th	2,032	.....7th	4,006	.....9th	307
1976	919	222	1,709	.....3rd	2,025	.....12th	3,734	.....8th	206
1977	931	217	1,531	.....1st	2,244	.....25th	3,775	.....9th	<b>148</b>
1978	1,016	251	1,979	.....6th	2,469	.....8th	4,448	.....6th	198
1979	1,033	273	1,693	.....1st	3,159	.....23rd	4,852	.....10th	262
1980	1,043	303	2,117	.....20th	3,125	.....15th	5,242	.....15th	323
1981	1,000	268	2,005	.....13th	2,873	.....5th	4,878	.....6th	289
1982*	<b>616</b>	<b>176</b>	<b>935</b>	.....7th	2,234	.....26th	<b>3,169</b>	.....24th	226
1983	1,099	321	1,938	.....10th	3,671	.....23rd	5,609	.....21st	327
1984	1,123	311	1,664	.....5th	4,023	.....27th	5,687	.....25th	241
1985	1,069	290	1,973	.....13th	3,206	.....14th	5,179	.....13th	329
1986	1,026	291	1,651	.....5th	3,296	.....16th	4,947	.....9th	327
1987	941	277	2,017	.....20th	2,796	.....5th	4,813	.....9th	288
1988	1,055	316	2,538	.....27th	2,933	.....7th	5,471	.....22nd	352
1989	977	246	1,580	.....6th	2,827	.....3rd	4,407	.....3rd	226
1990	969	306	1,963	.....17th	3,382	.....21st	5,345	.....20th	374
1991	939	242	1,794	.....19th	2,755	.....3rd	4,549	.....5th	235
1992	1,001	283	1,963	.....23rd	3,120	.....14th	5,083	.....22nd	329
1993	1,005	280	1,418	.....4th	3,731	.....27th	5,149	.....19th	284
1994	1,023	303	1,752	.....16th	4,155	.....28th	5,907	.....28th	396
1995	1,010	322	1,895	.....23rd	3,298	.....9th	5,193	.....15th	345
1996	951	261	1,331	.....1st	3,139	.....10th	4,470	.....4th	275
1997	951	258	1,803	.....16th	2,868	.....5th	4,671	.....5th	287
1998	999	283	1,287	.....3rd	3,648	.....26th	4,935	.....11th	309
1999	961	267	1,737	.....19th	3,016	.....8th	4,753	.....7th	318
2000	962	294	1,598	.....7th	3,946	.....31st	5,544	.....24th	369
2001	960	292	1,492	.....6th	3,282	.....16th	4,774	.....8th	339
2002	985	298	1,489	.....4th	3,337	.....17th	4,826	.....6th	344
2003	910	241	1,605	.....7th	2,828	.....6th	4,433	.....4th	301
2004	918	235	1,512	.....4th	2,947	.....6th	4,459	.....4th	304
2005	985	295	1,363	.....2nd	3,643	.....29th	5,006	.....15th	258
2006	1,020	291	1,813	.....12th	3,410	.....21st	5,223	.....14th	305
2007	992	306	2,282	.....30th	3,094	.....7th	5,376	.....19th	409
2008	990	327	2,337	.....27th	3,656	.....26th	5,993	.....29th	448
2009	1,007	290	2,059	.....26th	2,981	.....3rd	5,040	.....7th	324
2010	1,056	334	2,473	.....31st	3,780	.....25th	6,253	.....32nd	471
2011	1,063	315	2,021	.....22nd	3,704	.....18th	5,725	.....20th	390
2012	1,015	287	1,458	.....3rd	3,194	.....3rd	4,652	.....2nd	289
2013	1,074	339	1,626	.....T-7th	4,070	.....27th	5,696	.....19th	399
2014	1,031	311	1,276	.....2nd	3,607	.....9th	4,883	.....3rd	354
2015	1,033	289	1,337	.....1st	3,193	.....3rd	4,530	.....1st	296

\*players strike; nine-game season

League rankings for 1960-69 reflect American Football League ranking; The AFL had eight teams from 1960-65, nine teams from 1966-67 and 10 teams from 1968-69; The NFL had 26 teams from 1970-75, 28 teams from 1976-94; 30 teams from 1995-98; 31 teams from 1999-2001 and 32 teams from 2002-Present.

## TEAM TURNOVERS YEAR-BY-YEAR

	GIVEAWAYS			TAKEAWAYS			Turnover Ratio
	INTs	Fum.	Total	INTs	Fum.	Total	
1960	35	17	52	27	17	44	-8
1961	45	20	65	26	14	40	-25
1962	40	14	54	27	19	46	-8
1963	28	15	43	15	20	35	-8
1964	32	8	40	<b>32</b>	21	53	+13
1965	30	16	46	25	14	39	-7
1966	30	17	47	13	18	31	-16
1967	18	12	30	28	13	41	+11
1968	27	13	40	20	12	32	-8
1969	23	8	31	14	14	28	-3
1970	28	13	41	16	16	32	-9
1971	27	12	39	20	20	40	+1
1972	23	11	34	10	12	22	-12
1973	20	9	29	14	15	29	EVEN
1974	17	13	30	22	11	33	+3
1975	34	14	48	16	16	32	-16
1976	22	12	34	24	13	37	+3
1977	12	15	27	25	14	39	+12
1978	17	17	34	31	13	44	+10
1979	23	18	41	19	19	38	-3
1980	25	12	37	16	12	28	-9
1981	21	18	39	23	23	46	+7
1982*	19	17	36	12	7	19	-17
1983	22	19	41	27	20	47	+6
1984	17	8	25	31	<b>24</b>	<b>55</b>	<b>+21</b>
1985	23	8	31	24	12	36	+5
1986	16	13	29	18	17	35	+6
1987	19	17	36	28	19	47	+11
1988	22	12	34	16	13	29	-5
1989	20	12	32	21	22	43	+11
1990	18	14	32	10	15	25	-7
1991	12	13	25	23	10	33	+8
1992	29	14	43	15	16	31	-12
1993	10	18	28	18	13	31	+3
1994	13	18	31	12	14	26	-5
1995	14	16	30	8	13	21	-9
1996	17	15	32	23	9	32	EVEN
1997	11	10	21	18	13	31	+10
1998	14	<b>6</b>	20	19	11	30	+10
1999	18	10	28	15	11	26	-2
2000	12	13	25	27	17	44	+19
2001	19	8	27	22	15	37	+10
2002	20	7	27	9	13	22	-5
2003	18	<b>6</b>	24	9	11	20	-4
2004	20	9	29	12	8	20	-9
2005	<b>7</b>	9	<b>16</b>	20	16	36	+20
2006	18	12	30	17	13	30	EVEN
2007	15	14	29	14	16	30	+1
2008	18	12	30	6	7	13	-17
2009	13	10	23	17	13	30	+7
2010	12	15	27	10	8	18	-9
2011	13	17	30	9	9	18	-1
2012	11	14	25	16	8	24	-1
2013	10	16	26	17	9	26	EVEN
2014	15	8	23	18	7	25	5
2015	23	5	28	14	13	27	-4

\*players strike; nine-game season

## TEAM THIRD DOWNS YEAR-BY-YEAR

Year	DENVER			OPPONENTS			Year	DENVER			OPPONENTS		
	Md.	Att.	Pct.	Md.	Att.	Pct.		Md.	Att.	Pct.	Md.	Att.	Pct.
1972	75	177	42.4	74	190	38.9	1994	87	231	37.7	86	217	39.6
1973	79	203	38.9	77	203	37.9	1995	89	207	43.0	92	212	43.4
1974	63	176	35.8	88	218	40.4	1996	<b>112</b>	229	<b>48.9</b>	78	217	35.9
1975	84	212	39.6	76	209	36.4	1997	92	217	42.4	65	207	31.4
1976	69	193	35.8	73	222	32.9	1998	90	207	43.5	88	225	39.1
1977	72	210	34.3	71	221	32.1	1999	84	229	36.7	64	203	31.5
1978	81	226	35.8	88	249	35.3	2000	97	218	44.5	66	191	34.6
1979	77	222	34.7	95	248	38.3	2001	83	219	37.9	63	191	33.0
1980	84	223	37.7	91	228	39.9	2002	77	202	38.1	97	220	44.1
1981	86	230	37.4	74	219	33.8	2003	82	211	38.9	61	207	<b>29.5</b>
1982*	43	121	35.5	<b>48</b>	<b>132</b>	<b>36.4</b>	2004	78	206	37.9	65	209	31.1
1983	68	213	31.9	92	235	39.1	2005	78	210	36.2	76	207	36.7
1984	68	207	32.9	84	240	35.0	2006	78	211	37.0	81	221	36.7
1985	102	<b>252</b>	40.5	74	230	32.2	2007	80	198	40.4	91	213	42.7
1986	92	222	41.4	75	222	33.8	2008	95	200	47.5	89	202	44.1
1987	106	224	47.3	64	183	35.0	2009	78	215	36.3	81	218	37.2
1988	85	210	40.5	81	214	37.9	2010	67	207	32.4	80	209	38.3
1989	111	240	46.3	73	216	33.8	2011	66	214	30.8	73	218	33.5
1990	86	207	41.5	84	195	43.1	2012	96	213	45.1	66	216	30.6
1991	92	223	41.3	64	206	31.1	2013	95	205	46.3	83	218	38.1
1992	67	208	32.2	81	222	36.5	2014	94	213	44.1	81	222	36.5
1993	98	225	43.6	71	215	33.0	2015	79	224	35.3	80	227	35.2

## INDIVIDUAL YEAR-BY-YEAR LEADERS

### RUSHING

	YARDS	ATTEMPTS	AVG. (min. 100 att.)	TOUCHDOWNS
1960	Rolle..... 501	Rolle..... 130	Mingo..... 3.9	Mingo..... 4
1961	Stone..... 505	Stone..... 127	Stone..... 4.0	Bukaty..... 5
1962	Stone..... 360	Stone..... 94	Stone..... 3.8	Mingo..... 4
1963	Joe..... 649	Joe..... 154	Joe..... 4.2	Joe..... 4
1964	Mitchell..... 590	Mitchell..... 177	Joe..... 3.7	Mitchell..... 5
1965	Gilchrist..... 954	Gilchrist..... 252	Hayes..... 4.1	Gilchrist..... 6
1966	Hayes..... 411	Haynes..... 129	Hayes..... 4.0	Haynes/Choboian..... 2
1967	Little..... 381	Little..... 130	Little..... 2.9	Hickey/Hayes..... 4
1968	Little..... 584	Little..... 158	Little..... 3.7	Lynch..... 4
1969	Little..... 729	Little..... 146	Little..... 5.0	Little..... 6
1970	Little..... 901	Little..... 209	Little..... 4.3	Crenshaw..... 5
1971	Little..... 1,133	Little..... 284	Little..... 4.0	Little..... 6
1972	Little..... 859	Little..... 216	Little..... 4.0	Little..... 9
1973	Little..... 979	Little..... 256	Dawkins..... 4.4	Little..... 12
1974	Armstrong..... 1,407	Armstrong..... 263	Armstrong..... 5.3	Keyworth..... 10
1975	Keyworth..... 725	Keyworth..... 182	Keyworth..... 4.0	Keyworth/Lynch..... 3
1976	Armstrong..... 1,008	Armstrong..... 247	Armstrong..... 4.1	Armstrong..... 5
1977	Armstrong..... 489	Armstrong..... 130	Perrin..... 4.1	Armstrong/Morton..... 4
1978	Perrin..... 455	Armstrong/Keyworth..... 112	Perrin..... 4.2	Perrin..... 4
1979	Armstrong..... 453	Armstrong..... 108	Armstrong..... 4.2	Lytle..... 4
1980	Jensen..... 476	Preston..... 111	Jensen..... 4.7	Armstrong/Preston..... 4
1981	Parros..... 749	Preston..... 183	Parros..... 4.3	Lytle..... 4
1982	Willhite..... 347	Parros..... 77	Willhite..... 5.0	Willhite..... 2
1983	Winder..... 757	Winder..... 196	Winder..... 3.9	Poolo..... 4
1984	Winder..... 1,153	Winder..... 296	Winder..... 3.9	Winder..... 4
1985	Winder..... 714	Winder..... 199	Winder..... 3.6	Winder..... 8
1986	Winder..... 789	Winder..... 240	Winder..... 3.3	Winder..... 9
1987	Winder..... 741	Winder..... 196	Winder..... 3.8	Winder..... 6
1988	Dorsett..... 703	Dorsett..... 181	Dorsett..... 3.9	Dorsett..... 5
1989	Humphrey..... 1,151	Humphrey..... 294	Humphrey..... 3.9	Humphrey..... 7
1990	Humphrey..... 1,202	Humphrey..... 288	Humphrey..... 4.2	Humphrey..... 7
1991	Green..... 1,037	Green..... 261	Green..... 4.0	Elway..... 6
1992	Green..... 648	Green..... 161	Green..... 4.0	Lewis..... 4
1993	Bernstine..... 816	Bernstine..... 223	Bernstine..... 3.7	Delpino..... 8
1994	L. Russell..... 620	L. Russell..... 190	L. Russell..... 3.3	L. Russell..... 9
1995	Davis..... 1,117	Davis..... 237	Davis..... 4.7	Davis..... 7
1996	Davis..... 1,538	Davis..... 345	Davis..... 4.5	Davis..... 13
1997	Davis..... 1,750	Davis..... 369	Davis..... 4.7	Davis..... 15
1998	<b>Davis..... 2,008</b>	<b>Davis..... 392</b>	Davis..... 5.1	<b>Davis..... 21</b>
1999	Gary..... 1,159	Gary..... 276	Gary..... 4.2	Gary..... 7
2000	M. Anderson..... 1,487	M. Anderson..... 297	M. Anderson..... 5.0	M. Anderson..... 15
2001	Davis..... 701	M. Anderson..... 175	Davis..... 4.2	M. Anderson..... 4
2002	Portis..... 1,508	Portis..... 273	<b>Portis..... 5.5</b>	Portis..... 15
2003	Portis..... 1,591	Portis..... 290	Portis..... 5.5	Portis..... 14
2004	Droughns..... 1,240	Droughns..... 275	Droughns..... 4.5	Droughns..... 6
2005	M. Anderson..... 1,014	M. Anderson..... 239	T. Bell..... 5.3	M. Anderson..... 12
2006	T. Bell..... 1,025	T. Bell..... 233	T. Bell..... 4.4	M. Bell..... 8
2007	Young..... 729	Henry..... 167	Young..... 5.2	Henry..... 4
2008	Hillis..... 343	Pittman..... 76	Pittman..... 5.2	Hillis..... 5
2009	Moreno..... 947	Moreno..... 247	Buckhalter..... 5.4	Moreno..... 7
2010	Moreno..... 779	Moreno..... 182	Moreno..... 4.3	Tebow..... 6
2011	McGahee..... 1,199	McGahee..... 249	Tebow..... 5.4	Tebow..... 6
2012	McGahee..... 731	McGahee..... 167	McGahee..... 4.4	McGahee/Moreno..... 4
2013	Moreno..... 1,038	Moreno..... 241	Ball..... 4.7	Moreno..... 10
2014	C. Anderson..... 849	C. Anderson..... 179	C. Anderson..... 4.7	C. Anderson..... 8
2015	Hillman..... 863	Hillman..... 207	C. Anderson..... 4.7	Hillman..... 7

# PASSING

	YARDS	ATTEMPTS	COMPLETIONS
1960	Tripucka..... 3,038	Tripucka..... 478	Tripucka..... 248
1961	Tripucka..... 1,690	Tripucka..... 344	Tripucka..... 167
1962	Tripucka..... 2,917	Tripucka..... 440	Tripucka..... 240
1963	Slaughter..... 1,689	Slaughter..... 223	Slaughter..... 112
1964	Lee..... 1,611	Lee..... 265	Lee..... 133
1965	McCormick..... 1,292	McCormick..... 253	McCormick..... 103
1966	Choboian..... 1,110	McCormick..... 193	Choboian..... 82
1967	Tensi..... 1,915	Tensi..... 325	Tensi..... 131
1968	Briscoe..... 1,589	Briscoe..... 224	Briscoe..... 93
1969	Tensi..... 1,990	Tensi..... 286	Tensi..... 131
1970	Liske..... 1,340	Liske..... 238	Liske..... 112
1971	Ramsey..... 1,120	Ramsey..... 178	Horn..... 89
1972	Johnson..... 1,783	Johnson..... 238	Johnson..... 132
1973	Johnson..... 2,465	Johnson..... 346	Johnson..... 184
1974	Johnson..... 1,969	Johnson..... 244	Johnson..... 136
1975	Ramsey..... 1,562	Ramsey..... 233	Ramsey..... 128
1976	Ramsey..... 1,931	Ramsey..... 270	Ramsey..... 128
1977	Morton..... 1,929	Morton..... 254	Morton..... 131
1978	Morton..... 1,802	Morton..... 267	Morton..... 146
1979	Morton..... 2,626	Morton..... 370	Morton..... 204
1980	Morton..... 2,150	Morton..... 301	Morton..... 183
1981	Morton..... 3,195	Morton..... 376	Morton..... 225
1982	DeBerg..... 1,405	DeBerg..... 223	DeBerg..... 131
1983	Elway..... 1,663	Elway..... 259	Elway..... 123
1984	Elway..... 2,598	Elway..... 380	Elway..... 214
1985	Elway..... 3,891	Elway..... 605	Elway..... 327
1986	Elway..... 3,485	Elway..... 504	Elway..... 280
1987	Elway..... 3,198	Elway..... 410	Elway..... 224
1988	Elway..... 3,309	Elway..... 496	Elway..... 274
1989	Elway..... 3,051	Elway..... 416	Elway..... 223
1990	Elway..... 3,526	Elway..... 502	Elway..... 294
1991	Elway..... 3,253	Elway..... 451	Elway..... 242
1992	Elway..... 2,242	Elway..... 316	Elway..... 174
1993	Elway..... 4,030	Elway..... 551	Elway..... 348
1994	Elway..... 3,490	Elway..... 494	Elway..... 307
1995	Elway..... 3,970	Elway..... 542	Elway..... 316
1996	Elway..... 3,328	Elway..... 466	Elway..... 287
1997	Elway..... 3,635	Elway..... 502	Elway..... 280
1998	Elway..... 2,806	Elway..... 356	Elway..... 210
1999	Griese..... 3,032	Griese..... 452	Griese..... 261
2000	Griese..... 2,688	Griese..... 336	Griese..... 216
2001	Griese..... 2,827	Griese..... 451	Griese..... 275
2002	Griese..... 3,214	Griese..... 436	Griese..... 291
2003	Plummer..... 2,182	Plummer..... 302	Plummer..... 189
2004	Plummer..... 4,089	Plummer..... 521	Plummer..... 303
2005	Plummer..... 3,366	Plummer..... 456	Plummer..... 277
2006	Plummer..... 1,994	Plummer..... 317	Plummer..... 175
2007	Cutler..... 3,497	Cutler..... 467	Cutler..... 297
2008	Cutler..... 4,526	Cutler..... 616	Cutler..... 384
2009	Orton..... 3,802	Orton..... 541	Orton..... 336
2010	Orton..... 3,653	Orton..... 498	Orton..... 293
2011	Tebow..... 1,729	Tebow..... 271	Tebow..... 126
2012	Manning..... 4,659	Manning..... 583	Manning..... 400
2013	<b>Manning..... 5,477</b>	<b>Manning..... 659</b>	<b>Manning..... 450</b>
2014	Manning..... 4,727	Manning..... 597	Manning..... 395
2015	Manning..... 2,249	Manning..... 331	Manning..... 198

# PASSING, CONT.

	COMP. PCT. (min. 50 att.)	TOUCHDOWNS	INTERCEPTIONS
1960	Tripucka..... .519	Tripucka.....24	Tripucka .....34
1961	Tripucka......485	Tripucka.....10	Herring .....22
1962	Tripucka......545	Tripucka.....17	Tripucka.....25
1963	Breaux .....507	Slaughter.....12	Slaughter.....14
1964	Slaughter......513	Lee.....11	Lee.....20
1965	Lee.....550	McCormick.....7	McCormick.....14
1966	Choboian.....503	McCormick.....6	McCormick.....15
1967	Tensi.....403	Tensi.....16	Tensi.....17
1968	LeClair .....500	Briscoe .....14	Briscoe .....13
1969	Liske.....530	Tensi.....14	Tensi.....12
1970	Liske .....471	Liske.....7	Liske .....11
1971	Horn .....514	Ramsey.....5	Horn .....14
1972	Johnson.....555	Johnson.....14	Johnson.....14
1973	Johnson.....532	Johnson.....20	Johnson.....17
1974	Johnson.....557	Johnson.....13	Johnson.....9
1975	Ramsey.....549	Ramsey.....9	Ramsey.....14
1976	Ramsey.....474	Ramsey.....11	Ramsey.....13
1977	Morton.....516	Morton.....14	Morton.....8
1978	Weese .....632	Morton.....11	Morton.....8
1979	Morton.....551	Morton.....16	Morton.....19
1980	Morton.....608	Morton.....12	Morton.....13
1981	Morton.....598	Morton.....21	Morton.....14
1982	DeBerg.....587	DeBerg.....7	DeBerg.....11
1983	DeBerg.....553	DeBerg.....9	Elway .....14
1984	Kubiak.....587	Elway .....18	Elway .....15
1985	Elway .....540	Elway .....22	Elway .....23
1986	Elway .....556	Elway .....19	Elway .....13
1987	Karcher.....549	Elway .....19	Elway .....12
1988	Kubiak .....623	Elway .....17	Elway .....19
1989	Kubiak.....582	Elway .....18	Elway .....18
1990	Elway .....586	Elway .....15	Elway .....14
1991	Elway .....537	Elway .....13	Elway .....12
1992	Elway .....551	Elway .....10	Elway .....17
1993	Elway .....632	Elway .....25	Elway .....10
1994	Elway .....621	Elway .....16	Elway .....10
1995	Elway .....583	Elway .....26	Elway .....14
1996	Elway .....616	Elway .....26	Elway .....14
1997	Elway .....558	Elway .....27	Elway .....11
1998	Brister.....595	Elway .....22	Elway .....10
1999	Griese .....577	Griese .....14	Griese .....14
2000	Griese .....643	Griese .....19	Frerotte.....8
2001	Griese .....610	Griese .....23	Griese .....19
2002	Griese .....667	Griese .....15	Griese .....15
2003	Plummer.....626	Plummer.....15	Plummer.....7
2004	Plummer.....582	Plummer.....27	Plummer.....20
2005	Plummer.....607	Plummer.....18	Plummer.....7
2006	Cutler .....591	Plummer.....11	Plummer.....13
2007	Cutler .....636	Cutler .....20	Cutler .....14
2008	Cutler .....623	Cutler .....25	Cutler .....18
2009	Orton .....621	Orton .....21	Orton .....12
2010	Orton .....588	Orton .....20	Orton .....9
2011	Orton .....587	Tebow .....12	Orton .....7
2012	<b>Manning .....686</b>	Manning .....37	Manning .....11
2013	Manning .....683	<b>Manning .....55</b>	Manning .....10
2014	Manning .....662	Manning .....39	Manning .....15
2015	Osweiler.....618	Osweiler.....10	Manning .....17

## RECEIVING

	RECEPTIONS	YARDS	AVG. (min. 20 rec.)	TOUCHDOWNS
1960	Taylor ..... 92	Taylor ..... 1,235	Carmichael ..... 19.3	Taylor ..... 12
1961	Taylor ..... 100	Taylor ..... 1,176	Frazier ..... 17.0	Frazier ..... 6
1962	Taylor ..... 77	Taylor ..... 908	Scarpitto ..... 19.1	Scarpitto ..... 6
1963	Taylor ..... 78	Taylor ..... 1,101	<b>Scarpitto ..... 22.0</b>	Taylor ..... 10
1964	Taylor ..... 76	Taylor ..... 873	Dixon ..... 15.4	Taylor ..... 7
1965	Taylor ..... 85	Taylor ..... 1,131	Scarpitto ..... 18.3	Taylor ..... 6
1966	Haynes ..... 46	Denson ..... 725	Denson ..... 20.1	Scarpitto ..... 4
1967	Crabtree/Denson ..... 46	Denson ..... 899	Denson ..... 19.5	Denson ..... 11
1968	Crabtree ..... 35	Crabtree ..... 601	Denson ..... 17.2	Crabtree/Denson ..... 5
1969	Denson ..... 53	Denson ..... 809	Embree ..... 16.2	Denson ..... 10
1970	Denson ..... 47	Denson ..... 646	Whalen ..... 14.0	Whalen ..... 3
1971	Anderson ..... 37	Simmons ..... 403	Simmons ..... 16.1	Harrison ..... 2
1972	Sherman ..... 38	Sherman ..... 661	Shomes ..... 17.4	Moses ..... 5
1973	Odoms ..... 43	Odoms ..... 629	Moses ..... 18.5	Moses ..... 8
1974	Odoms ..... 42	Odoms ..... 639	Moses ..... 16.4	Odoms ..... 6
1975	Keyworth ..... 42	Odoms ..... 544	Dolbin ..... 19.1	Dolbin/Odoms ..... 3
1976	Armstrong ..... 39	Moses ..... 498	Moses ..... 19.9	Moses ..... 7
1977	Odoms ..... 37	Moses ..... 539	Moses ..... 20.0	Moses ..... 4
1978	Odoms ..... 54	Odoms ..... 829	Moses ..... 20.1	Odoms ..... 6
1979	Upchurch ..... 64	Moses ..... 943	Moses ..... 17.5	Upchurch ..... 7
1980	Jensen ..... 49	Moses ..... 674	Moses ..... 17.7	Odoms ..... 6
1981	Watson ..... 60	Watson ..... 1,244	Watson ..... 20.7	Watson ..... 13
1982	Parros ..... 37	Watson ..... 555	Upchurch ..... 15.7	Upchurch ..... 3
1983	Watson ..... 59	Watson ..... 1,133	Watson ..... 19.2	Watson ..... 5
1984	Watson ..... 69	Watson ..... 1,170	Watson ..... 17.0	Watson ..... 7
1985	Watson ..... 61	Watson ..... 915	Sampson ..... 16.6	Watson ..... 5
1986	Willhite ..... 64	Jackson ..... 738	Jackson ..... 19.4	Winder ..... 5
1987	V. Johnson ..... 42	V. Johnson ..... 684	Nattiel ..... 20.3	V. Johnson ..... 7
1988	V. Johnson ..... 68	V. Johnson ..... 896	Jackson ..... 18.5	Jackson ..... 6
1989	V. Johnson ..... 76	V. Johnson ..... 1,095	Young ..... 18.3	V. Johnson ..... 7
1990	Jackson ..... 57	Jackson ..... 926	Jackson ..... 16.2	Jackson/Young ..... 4
1991	Young ..... 44	Young ..... 629	Jackson ..... 18.3	V. Johnson ..... 3
1992	Sharpe ..... 53	Jackson ..... 745	Marshall ..... 19.0	Jackson ..... 8
1993	Sharpe ..... 81	Sharpe ..... 995	Russell ..... 16.3	Sharpe ..... 9
1994	Sharpe ..... 87	Miller ..... 1,107	Miller ..... 18.5	Miller ..... 5
1995	Sharpe ..... 63	Miller ..... 1,079	Miller ..... 18.3	<b>Miller ..... 14</b>
1996	Sharpe ..... 80	Sharpe ..... 1,062	Sharpe ..... 13.3	Sharpe ..... 10
1997	Sharpe ..... 72	R. Smith ..... 1,180	R. Smith ..... 16.9	R. Smith ..... 12
1998	R. Smith ..... 86	R. Smith ..... 1,222	McCaffrey ..... 16.5	McCaffrey/Sharpe ..... 10
1999	R. Smith ..... 79	R. Smith ..... 1,020	Chamberlain ..... 15.3	McCaffrey ..... 7
2000	McCaffrey ..... 101	R. Smith ..... 1,602	R. Smith ..... 16.0	McCaffrey ..... 9
2001	<b>R. Smith ..... 113</b>	R. Smith ..... 1,343	R. Smith ..... 11.9	R. Smith ..... 11
2002	R. Smith ..... 89	R. Smith ..... 1,027	Lelie ..... 15.0	R. Smith ..... 5
2003	R. Smith ..... 74	R. Smith ..... 845	Lelie ..... 17.0	Sharpe ..... 8
2004	R. Smith ..... 79	R. Smith ..... 1,144	Lelie ..... 20.1	Lelie/R. Smith ..... 7
2005	R. Smith ..... 85	R. Smith ..... 1,105	Lelie ..... 18.3	R. Smith ..... 6
2006	Walker ..... 69	Walker ..... 1,084	Walker ..... 15.7	Walker ..... 8
2007	Marshall ..... 102	Marshall ..... 1,325	Stokley ..... 15.9	Marshall ..... 7
2008	Marshall ..... 104	Marshall ..... 1,265	Scheffler ..... 16.1	Marshall ..... 6
2009	Marshall ..... 101	Marshall ..... 1,120	Gaffney ..... 13.6	Marshall ..... 10
2010	Lloyd ..... 77	Lloyd ..... 1,448	Lloyd ..... 18.8	Lloyd ..... 11
2011	Decker ..... 44	Decker ..... 612	D. Thomas ..... 17.2	Decker ..... 8
2012	D. Thomas ..... 94	D. Thomas ..... 1,434	D. Thomas ..... 15.3	Decker ..... 13
2013	D. Thomas ..... 92	D. Thomas ..... 1,430	D. Thomas ..... 15.5	<b>D. Thomas ..... 14</b>
2014	D. Thomas ..... 111	<b>D. Thomas ..... 1,619</b>	D. Thomas ..... 14.6	J. Thomas ..... 12
2015	D. Thomas ..... 105	D. Thomas ..... 1,304	Sanders ..... 14.9	D. Thomas/Sanders ..... 6



## INTERCEPTIONS

	INTERCEPTIONS	YARDS	TOUCHDOWNS
1960	Gonsoulin ..... 11	Gonsoulin ..... 98	Pyeatt/Yelverton ..... 1
1961	Nugent ..... 7	McNamara ..... 85	None ..... 0
1962	Gonsoulin ..... 7	Zeman ..... 133	Four Players^ ..... 1
1963	Gonsoulin ..... 6	Gonsoulin ..... 64	Gonsoulin ..... 1
1964	Brown ..... 9	Brown ..... 140	Janik ..... 1
1965	Gonsoulin ..... 6	Wilson ..... 118	Bramlett/Griffin/Wilson ... 1
1966	Brown/Sellers ..... 3	Brown ..... 37	None ..... 0
1967	Sellers ..... 7	Wilson ..... 153	<b>Wilson</b> ..... 2
1968	Jaquess ..... 5	Jaquess ..... 64	None ..... 0
1969	Thompson ..... 3	Thompson ..... 92	Burrell/Thompson ..... 1
1970	Martha ..... 6	Martha ..... 99	None ..... 0
1971	Thompson ..... 5	Thompson ..... 83	Forsberg ..... 1
1972	Mitchell ..... 3	Preece ..... 30	None ..... 0
1973	Jones ..... 4	Thompson ..... 96	Mitchell/Thompson ..... 1
1974	Jones/Thompson ..... 5	Thompson ..... 105	Thompson ..... 1
1975	Gradishar ..... 3	Thompson ..... 97	Gradishar ..... 1
1976	Jackson ..... 7	Jackson ..... 136	<b>Rowser</b> ..... 2
1977	Thompson ..... 5	Wright ..... 128	T. Jackson/Wright ..... 1
1978	B. Jackson/Foley ..... 6	B. Jackson ..... 128	T. Jackson ..... 1
1979	Foley ..... 6	Thompson ..... 57	None ..... 0
1980	Foley ..... 4	Foley ..... 115	Gradishar/Latimer ..... 1
1981	Foley ..... 5	Foley ..... 81	None ..... 0
1982	Kyle ..... 3	Smith ..... 29	None ..... 0
1983	Wright ..... 6	Harden ..... 127	None ..... 0
1984	Foley/Harden ..... 6	Mecklenburg ..... 105	Foley/Harden/Robbins/Woodard . 1
1985	Harden/L. Wright ..... 5	Harden ..... 100	Harden ..... 1
1986	Harden ..... 6	<b>Harden</b> ..... 179	<b>Harden</b> ..... 2
1987	Harden ..... 4	Clark ..... 105	Haynes/Hunley ..... 1
1988	Harden ..... 4	Robbins ..... 66	None ..... 0
1989	Braxton ..... 6	Braxton ..... 103	Braxton/Robbins ..... 1
1990	Three Players* ..... 2	Henderson ..... 71	Henderson ..... 1
1991	Atwater/D. Smith ..... 5	Atwater ..... 104	Braxton/Dimry ..... 1
1992	Henderson/D. Smith ..... 4	Henderson ..... 79	Henderson ..... 1
1993	Smith/Braxton ..... 3	Atwater ..... 81	Croel ..... 1
1994	Crockett/Hilliard/R. Jones ..... 2	Atwater ..... 24	None ..... 0
1995	Atwater ..... 3	Atwater ..... 54	None ..... 0
1996	Braxton ..... 9	Braxton ..... 128	Braxton ..... 1
1997	Braxton/Crockett/Gordon ..... 4	Braxton ..... 113	Five Players# ..... 1
1998	Gordon ..... 4	Gordon ..... 125	Crockett/Gordon ..... 1
1999	James ..... 5	James ..... 59	Romanowski ..... 1
2000	Buckley ..... 6	Buckley ..... 110	<b>Spencer</b> ..... 2
2001	O'Neal ..... 9	O'Neal ..... 115	Walker ..... 1
2002	O'Neal ..... 5	O'Neal ..... 70	<b>O'Neal</b> ..... 2
2003	K. Herndon ..... 3	K. Herndon ..... 19	Gold ..... 1
2004	Bailey ..... 3	Hayward ..... 76	E. Johnson/Wilson ..... 1
2005	Bailey ..... 8	Bailey ..... 139	<b>Bailey</b> ..... 2
2006	Bailey ..... 10	Bailey ..... 162	Bailey/Da. Williams ..... 1
2007	Bly ..... 5	Bly ..... 71	None ..... 0
2008	Bly ..... 2	Barrett ..... 34	None ..... 0
2009	Goodman ..... 5	Goodman ..... 65	None ..... 0
2010	Bailey/Hill/Thompson ..... 2	Hill ..... 67	None ..... 0
2011	Bailey/Goodman ..... 2	Vaughn ..... 55	Goodman/Haggan/Vaughn . 1
2012	Harris/Woodyard ..... 3	Harris ..... 144	<b>Harris</b> ..... 2
2013	Three players& ..... 3	Rodgers-Cromartie ..... 75	Rodgers-Cromartie ..... 1
2014	Talib/R. Moore ..... 4	Talib ..... 62	<b>Talib</b> ..... 2
2015	Talib ..... 3	Talib ..... 123	<b>Talib</b> ..... 2

\*Atwater, Henderson, Montgomery. ^Gonsoulin, McGeever, McMillin, Zeman.

#Atwater, Braxton, Gordon, Mobley, Traylor. &Rodgers-Cromartie, Trevathan, Harris Jr.

## PUNT RETURNS

	PUNT RETURNS	YARDS	AVG. (min. 10)
1960	Carmichael.....15	Carmichael.....101	Carmichael.....6.7
1961	Frazier.....18	Frazier.....231	Frazier.....12.8
1962	Mingo.....7	Zeman.....59	Zeman.....11.8
1963	Mitchell.....12	Mitchell.....141	Mitchell.....11.7
1964	Barry.....16	Barry.....149	Barry.....9.3
1965	Barry.....21	Barry.....210	Barry.....10.0
1966	Haynes.....10	Haynes.....119	Haynes.....11.9
1967	Little.....16	Little.....270	<b>Little.....16.9</b>
1968	Little.....24	Little.....261	Little.....10.9
1969	Thompson.....25	Thompson.....288	Thompson.....11.5
1970	Thompson.....23	Thompson.....233	Thompson.....10.1
1971	Thompson.....29	Thompson.....274	Thompson.....9.4
1972	Sherman.....10	Sherman.....89	Sherman.....8.9
1973	Thompson.....30	Thompson.....366	Thompson.....12.2
1974	Thompson.....26	Thompson.....350	Thompson.....13.5
1975	Upchurch.....27	Upchurch.....312	Thompson.....12.2
1976	Upchurch.....39	Upchurch.....536	Upchurch.....13.7
1977	<b>Upchurch.....51</b>	<b>Upchurch.....653</b>	Upchurch.....12.8
1978	Upchurch.....36	Upchurch.....493	Upchurch.....13.7
1979	Upchurch.....30	Upchurch.....304	Upchurch.....10.1
1980	Upchurch.....37	Upchurch.....353	Upchurch.....9.5
1981	Manning.....41	Manning.....378	Manning.....9.2
1982	Upchurch.....15	Upchurch.....242	Upchurch.....16.1
1983	Thomas.....33	Thomas.....368	Thomas.....11.2
1984	Willhite/Thomas.....20	Willhite.....200	Willhite.....10.0
1985	V. Johnson.....30	V. Johnson.....260	Willhite.....10.6
1986	Willhite.....42	Willhite.....468	Willhite.....11.1
1987	Clark.....18	Clark.....233	Clark.....12.9
1988	Nattiel.....22	Nattiel.....218	Nattiel.....9.9
1989	K. Bell.....21	K. Bell.....143	V. Johnson.....9.8
1990	Clark.....21	Clark.....159	V. Johnson.....8.4
1991	V. Johnson.....24	V. Johnson.....174	V. Johnson.....7.3
1992	Marshall.....33	Marshall.....349	Marshall.....10.6
1993	Milburn.....40	Milburn.....425	Milburn.....10.6
1994	Milburn.....41	Milburn.....379	Milburn.....9.2
1995	Milburn.....31	Milburn.....354	Milburn.....11.4
1996	Kinchen.....26	Kinchen.....300	R. Smith.....12.3
1997	Gordon.....40	Gordon.....543	Gordon.....13.6
1998	Gordon.....34	Gordon.....379	Gordon.....11.1
1999	Watson.....44	Watson.....334	Watson.....7.6
2000	O'Neal.....34	O'Neal.....354	O'Neal.....10.4
2001	O'Neal.....31	O'Neal.....405	O'Neal.....13.1
2002	O'Neal.....30	O'Neal.....251	O'Neal.....8.4
2003	O'Neal.....33	O'Neal.....315	O'Neal.....9.5
2004	R. Smith.....22	R. Smith.....223	R. Smith.....10.1
2005	Da. Williams.....17	Da. Williams.....148	Da. Williams.....8.7
2006	Da. Williams.....25	Da. Williams.....206	Da. Williams.....8.2
2007	Martinez.....14	Martinez.....157	Martinez.....11.2
2008	Royal.....14	Royal.....140	Royal.....10.0
2009	Royal.....30	Royal.....335	Royal.....11.2
2010	Royal.....25	Royal.....298	Royal.....11.9
2011	Cosby.....27	Cosby.....269	Royal.....16.2
2012	Holliday.....31	Holliday.....334	Holliday.....10.8
2013	Holliday.....32	Holliday.....271	Holliday.....8.5
2014	Burse.....29	Burse.....211	Burse.....7.3
2015	Sanders.....17	Bolden.....123	Sanders.....6.1

# KICKOFF RETURNS

	KICKOFF RETURNS	YARDS	AVG. (min. 13)
1960	Carmichael.....22	Carmichael.....581	Carmichael.....26.4
1961	Frazier.....18	Frazier.....504	Frazier.....28.0
1962	Frazier.....19	Frazier.....388	Frazier.....20.4
1963	Mitchell.....37	Mitchell.....954	Mitchell.....25.7
1964	Barry.....47	Barry.....1,245	Barry.....26.5
1965	Haynes.....34	Haynes.....901	Haynes.....26.5
1966	Sellers.....19	Sellers.....541	Sellers.....28.5
1967	Little.....35	Little.....942	Little.....26.9
1968	Little.....26	Little.....649	Little.....25.0
1969	Williams.....23	Williams.....574	Thompson.....28.5
1970	Anderson.....21	Anderson.....520	Anderson.....24.8
1971	Anderson.....8	Little.....199	Little.....28.3
1972	Montgomery.....29	Montgomery.....756	Montgomery.....26.1
1973	Armstrong.....20	Armstrong.....472	Armstrong.....23.6
1974	Armstrong.....16	Armstrong.....386	Armstrong.....24.1
1975	Upchurch.....40	Upchurch.....1,084	Upchurch.....27.1
1976	Upchurch.....22	Upchurch.....514	Perrin.....27.9
1977	Upchurch.....20	Upchurch.....456	Upchurch.....22.8
1978	Perrin.....12	Perrin.....256	Perrin.....21.3
1979	Pane.....18	Pane.....354	Pane.....19.7
1980	Brunson.....40	Brunson.....923	Brunson.....23.1
1981	Manning.....26	Manning.....514	Manning.....19.8
1982	Willhite.....17	Manning.....346	Manning.....23.1
1983	Thomas.....28	Thomas.....573	Thomas.....20.5
1984	Lang.....19	Lang.....404	Lang.....21.3
1985	V. Johnson.....30	V. Johnson.....740	V. Johnson.....24.7
1986	K. Bell.....23	K. Bell.....531	K. Bell.....23.1
1987	K. Bell.....15	K. Bell.....323	K. Bell.....21.5
1988	K. Bell.....36	K. Bell.....762	K. Bell.....21.2
1989	K. Bell.....30	K. Bell.....602	K. Bell.....20.1
1990	Clark.....20	Clark.....505	Clark.....25.3
1991	Montgomery.....26	Montgomery.....488	Montgomery.....18.8
1992	Montgomery.....21	Montgomery.....466	Montgomery.....22.2
1993	Russell.....18	Russell.....374	Russell.....20.8
1994	Milburn.....37	Milburn.....793	By'not'e.....22.7
1995	Milburn.....47	<b>Milburn.....1,269</b>	Milburn.....27.0
1996	Hebron.....45	Hebron.....1,099	Hebron.....24.4
1997	Hebron.....43	Hebron.....1,009	Hebron.....23.5
1998	Hebron.....46	Hebron.....1,216	Hebron.....26.4
1999	<b>Watson.....48</b>	Watson.....1,138	Watson.....23.7
2000	O'Neal.....46	O'Neal.....1,102	O'Neal.....24.0
2001	<b>Cole.....48</b>	Cole.....1,127	Kasper.....26.6
2002	Droughns.....20	Droughns.....516	Kasper.....26.2
2003	Cole.....30	Cole.....714	Cole.....23.8
2004	R. Alexander.....19	R. Alexander.....386	Droughns.....24.6
2005	Da. Williams.....18	Da. Williams.....431	Da. Williams.....23.9
2006	Clark.....23	Clark.....512	Morgan.....24.9
2007	Hall.....19	Hall.....475	Hall.....25.0
2008	Royal.....23	Royal.....600	Royal.....26.1
2009	Royal.....26	Royal.....621	Royal.....23.9
2010	Decker.....22	Decker.....556	Decker.....25.3
2011	Cosby.....17	Cosby.....457	Cosby.....26.9
2012	Bolden.....14	Holliday.....358	Bolden.....19.3
2013	Holliday.....28	Holliday.....775	Holliday.....27.7
2014	Bolden.....13	Bolden.....429	<b>Bolden.....33.0</b>
2015	Bolden.....15	Bolden.....342	Bolden.....22.8

## SCORING

	TOUCHDOWNS		POINTS
1960	Taylor.....12	Mingo.....123	
1961	Frazier/Stone.....8	Frazier.....50	
1962	Scarpitto.....6	Mingo.....137	
1963	Taylor.....10	Mingo.....83	
1964	Taylor.....7	Taylor.....42	
1965	Hayes/Gilchrist.....7	Kroner.....71	
1966	Scarpitto.....5	Kroner.....62	
1967	Denson.....11	Denson.....66	
1968	Crabtree/Little/Denson.....5	Howfield.....57	
1969	Denson.....10	Howfield.....75	
1970	Crenshaw.....6	Howfield.....81	
1971	Little.....6	Turner.....93	
1972	Little.....13	Turner.....97	
1973	Little.....13	Turner.....106	
1974	Armstrong.....12	Armstrong.....72	
1975	Five Players*.....4	Turner.....86	
1976	Moses.....7	Turner.....81	
1977	Five Players^.....4	Turner.....76	
1978	Odoms.....6	Turner.....64	
1979	Upchurch.....7	Turner.....71	
1980	Odoms.....6	Steinfert.....110	
1981	Watson.....13	Steinfert.....87	
1982	Upchurch.....5	Karlis.....48	
1983	Watson.....5	Karlis.....96	
1984	Watson.....7	Karlis.....101	
1985	Winder.....8	Karlis.....110	
1986	Winder.....14	Karlis.....104	
1987	V. Johnson/Winder.....7	Karlis.....91	
1988	Jackson/Sewell.....6	Karlis.....105	
1989	Humphrey.....8	Treadwell.....120	
1990	Humphrey.....7	Treadwell.....109	
1991	Elway.....6	Treadwell.....112	
1992	Jackson.....8	Treadwell.....88	
1993	Sharpe.....9	Elam.....119	
1994	L. Russell.....9	Elam.....119	
1995	Miller.....14	Elam.....132	
1996	Davis.....15	Elam.....109	
1997	Davis.....15	Elam.....124	
1998	<b>Davis.....23</b>	Davis.....138	
1999	Gary/McCaffrey.....7	Elam.....116	
2000	Anderson.....15	Elam.....103	
2001	R. Smith.....11	Elam.....124	
2002	Portis.....17	Elam.....120	
2003	Portis.....14	Elam.....120	
2004	Droughns.....8	Elam.....129	
2005	Anderson.....13	Elam.....115	
2006	Walker.....9	Elam.....115	
2007	Marshall.....7	Elam.....114	
2008	Hillis/Marshall.....6	Prater.....114	
2009	Marshall.....10	Prater.....122	
2010	Lloyd.....11	Prater.....76	
2011	Decker.....9	Prater.....87	
2012	Decker.....13	Prater.....133	
2013	D. Thomas.....14	<b>Prater.....150</b>	
2014	J. Thomas.....12	J. Thomas.....72	
2015	Hillman.....7	McManus.....125	

\*Keyworth, Dolbin, Little, Lynch, Odoms.

^Armstrong, Moses, Morton, Perrin, Upchurch.

## FIELD GOALS AND PUNTING

	FIELD GOALS	PUNTING
1960	Mingo ..... 18-28, 643	Herring ..... 70-2,610, 37.3
1961	Hill ..... 5-15, 333	Herring ..... 80-3,149, 39.4
1962	Mingo ..... 27-39, 692	Fraser ..... 54-2,400, 44.4
1963	Mingo ..... 16-30, 533	Fraser ..... 78-3,595, 46.1
1964	Mingo ..... 8-12, 667	Fraser ..... 72-3,225, 44.7
1965	Kroner ..... 13-29, 448	Scarpitto ..... 67-2,833, 42.3
1966	Kroner ..... 14-25, 560	Scarpitto ..... 76-3,480, 45.8
1967	Humphreys ..... 7-15, 467	Scarpitto ..... 105-4,713, 44.9
1968	Howfield ..... 9-18, 500	Van Heusen ..... 88-3,853, 43.8
1969	Howfield ..... 13-29, 448	Hollomon ..... 47-1,868, 39.7
1970	Howfield ..... 18-32, 563	Van Heusen ..... 87-3,732, 42.9
1971	Turner ..... 25-38, 658	Van Heusen ..... 76-3,176, 41.8
1972	Turner ..... 20-29, 690	Van Heusen ..... 60-2,408, 40.1
1973	Turner ..... 22-33, 667	Van Heusen ..... 69-3,114, 45.1
1974	Turner ..... 11-21, 524	Van Heusen ..... 75-3,024, 40.3
1975	Turner ..... 21-28, 720	Van Heusen ..... 63-2,515, 39.9
1976	Turner ..... 15-21, 714	Weese ..... 52-1,852, 35.6
1977	Turner ..... 13-19, 684	Dilts ..... 90-3,525, 39.2
1978	Turner ..... 11-22, 500	Dilts ..... 96-3,494, 36.4
1979	Turner ..... 13-21, 619	Prestridge ..... 89-3,555, 39.9
1980	Steinfort ..... 26-34, 765	Prestridge ..... 70-3,076, 43.9
1981	Steinfort ..... 17-30, 567	Prestridge ..... 86-3,478, 40.4
1982	Karlis ..... 11-13, 846	Prestridge ..... 45-2,026, 45.0
1983	Karlis ..... 21-25, 840	Prestridge ..... 87-3,620, 41.6
1984	Karlis ..... 21-28, 750	Norman ..... 96-3,850, 40.1
1985	Karlis ..... 23-38, 605	Norman ..... 92-3,764, 40.9
1986	Karlis ..... 20-28, 715	Weil ..... 34-1,344, 39.5
1987	Karlis ..... 18-25, 720	Horan ..... 44-1,807, 41.1
1988	Karlis ..... 23-36, 639	Horan ..... 65-2,861, 44.0
1989	Treadwell ..... 27-33, 818	Horan ..... 77-3,111, 40.4
1990	Treadwell ..... 25-34, 735	Horan ..... 58-2,575, 44.4
1991	Treadwell ..... 27-36, 750	Horan ..... 72-3,012, 41.8
1992	Treadwell ..... 20-24, 833	Horan ..... 37-1,681, 45.4
1993	Elam ..... 26-35, 743	Rouen ..... 67-3,017, 45.0
1994	Elam ..... 30-37, 841	Rouen ..... 76-3,258, 42.9
1995	Elam ..... 31-38, 816	Rouen ..... 52-2,192, 42.2
1996	Elam ..... 21-28, 750	Rouen ..... 65-2,714, 41.8
1997	Elam ..... 26-36, 722	Rouen ..... 60-2,598, 43.3
1998	Elam ..... 23-27, 852	Rouen ..... 66-3,097, 46.9
1999	Elam ..... 29-36, 806	Rouen ..... 84-3,908, 46.5
2000	Elam ..... 18-24, 750	Rouen ..... 61-2,455, 40.2
2001	Elam ..... 31-36, 861	Rouen ..... 81-3,668, 45.3
2002	Elam ..... 26-36, 722	Rouen ..... 29-1,239, 42.7
2003	Elam ..... 27-31, 871	Knorr ..... 68-2,937, 43.2
2004	Elam ..... 29-34, 853	Knorr ..... 54-2,243, 41.5
2005	Elam ..... 24-32, 750	Sauerbrun ..... 72-3,157, 43.8
2006	Elam ..... 27-29, 931	Ernster ..... 80-3,338, 41.7
2007	Elam ..... 27-31, 871	Sauerbrun ..... 47-2,220, 46.8
2008	Prater ..... 25-34, 735	Kern ..... 46-2,150, 46.7
2009	Prater ..... 30-35, 857	Berger ..... 51-2,142, 42.0
2010	Prater ..... 16-18, 889	Colquitt ..... 86-3,835, 44.6
2011	Prater ..... 19-25, 760	Colquitt ..... 101-4,783, 47.4
2012	Prater ..... 26-32, 813	Colquitt ..... 67-3,105, 46.3
2013	Prater ..... 25-26, 962	Colquitt ..... 65-2,893, 44.5
2014	Barth ..... 15-16, 938	Colquitt ..... 69-3,049, 44.2
2015	McManus ..... 30-35, 857	Colquitt ..... 84-3,663, 43.6

## SACKS AND TACKLES

QUARTERBACK SACKS		TOTAL TACKLES	
1970	P. Smith.....11.5	Forsberg.....99	
1971	P. Smith.....12.0	Forsberg.....98	
1972	Alzado.....10.5	Alzado/Graham.....91	
1973	P. Smith.....11.0	P. Smith.....106	
1974	Alzado.....13.0	T. Jackson.....116	
1975	Alzado.....7.0	Gradishar.....177	
1976	Chavous.....8.0	Gradishar.....198	
1977	Alzado.....8.0	Gradishar.....219	
1978	Alzado.....9.0	<b>Gradishar.....286</b>	
1979	Manor.....6.5	Gradishar.....235	
1980	R. Jones.....11.5	Gradishar.....250	
1981	R. Jones.....9.5	Gradishar.....258	
1982	Chavous.....5.0	Gradishar.....151	
1983	T. Jackson.....5.5	Gradishar.....224	
1984	R. Jones.....11.0	Busick.....195	
1985	Mecklenburg.....13.0	Harden.....82	
1986	R. Jones.....13.5	Hunley.....164	
1987	R. Jones.....7.0	Ryan.....125	
1988	Fletcher.....9.0	Kragen.....140	
1989	Fletcher.....12.0	Mecklenburg.....143	
1990	Fletcher.....11.0	Brooks.....175	
1991	Fletcher.....13.5	Brooks.....153	
1992	Fletcher.....16.0	Brooks.....167	
1993	Fletcher.....13.5	Atwater.....141	
1994	Fletcher.....7.0	Alexander.....172	
1995	Perry.....6.0	Atwater.....148	
1996	A. Williams.....13.0	Romanowski.....128	
1997	Tanuvasa/N. Smith/A. Williams.....8.5	Mobley.....162	
1998	Pryce/Tanuvasa.....8.5	Mobley.....132	
1999	Pryce.....13.0	Cadrez.....97	
2000	Pryce.....12.0	Mobley.....133	
2001	Pryce/Romanowski.....7.0	Mobley.....133	
2002	Pryce.....9.0	Wilson.....199	
2003	Berry.....11.5	Wilson.....128	
2004	Hayward.....10.5	D.J. Williams.....114	
2005	Ekuban/Lynch/Pryce.....4.0	Gold.....106	
2006	Dumervil.....8.5	Wilson.....113	
2007	Dumervil.....12.5	D.J. Williams.....170	
2008	Dumervil/Ekuban.....5.0	Winborn.....117	
2009	Dumervil.....17.0	D.J. Williams.....122	
2010	D.J. Williams.....5.5	D.J. Williams.....119	
2011	Miller.....11.5	D.J. Williams.....90	
2012	<b>Miller.....18.5</b>	Woodyard.....114	
2013	Phillips.....10.0	Trevathan.....124	
2014	Miller.....14.0	B. Marshall.....110	
2015	Miller.....11.0	Trevathan.....110	

## BRONCOS ALL-TIME SERVICE RECORDS (REGULAR SEASON)

### Most Seasons with Denver

16	John Elway, 1983-98
15	Jason Elam, 1993-2007
	Tom Nalen, 1994-2008
14	Tom Jackson, 1973-86
	Dennis Smith, 1981-94
13	Barney Chavous, 1973-85
	Paul Howard, 1973-75, '77-86
	Ken Lanier, 1981-92, '94
	Rod Smith, 1995-2007
	Bill Thompson, 1969-81
12	Tyrone Braxton, 1987-93, '95-99
	Billy Bryan, 1977-88
	Dwayne Carswell, 1994-2005
	Rubin Carter, 1975-86
	Karl Mecklenburg, 1983-94
	Riley Odums, 1972-83
	Shannon Sharpe, 1990-99, 2002-03
	Louis Wright, 1975-86

### Most Games Played with Denver

236	Jason Elam, 1993-2007
234	John Elway, 1983-98
194	Tom Nalen, 1994-2008
191	Tom Jackson, 1973-86
187	Paul Howard, 1973-75, '77-86
184	Dennis Smith, 1981-94
183	Rod Smith, 1995-2007
182	Barney Chavous, 1973-85
180	Karl Mecklenburg, 1983-94
179	Bill Thompson, 1969-81

### Most Consecutive Games Played with Denver

172	Simon Fletcher
	(1st in '85 through 16th in '95)
166	Ken Lanier
	(13th in '81 through 16th in '92)
156	Bill Thompson
	(1st in '71 through 16th in '81)

### Most Consecutive Games Started with Denver

156	Bill Thompson
	(1st in '71 through 16th in '81)
140	Simon Fletcher
	(1st in '87 through 16th in '95)
131	Ken Lanier
	(9th in '84 through 16th in '92)

### Most Games Started with Denver

231	John Elway, 1983-98
188	Tom Nalen, 1994-2008
178	Bill Thompson, 1969-81
177	Barney Chavous, 1973-85
	Tom Jackson, 1973-86
170	Dennis Smith, 1981-94
165	Ken Lanier, 1981-92, '94
163	Louis Wright, 1975-86
158	Rod Smith, 1995-2007
155	Steve Atwater, 1989-98



# BRONCOS ALL-TIME RECORDS

## INDIVIDUAL RECORDS — OFFENSE

### TOTAL OFFENSE

#### MOST YARDS TOTAL OFFENSE

(COMBINED RUSHING AND PASSING YARDS)

##### Career

54,882	John Elway, 1983-98 (3,407/51,475)
17,057	Peyton Manning, 2012-15 (-55/17,112)
12,301	Jake Plummer, 2003-06 (670/11,631)
12,279	Brian Griese, 1998-2002 (516/11,763)
12,155	Craig Morton, 1977-82 (260/11,895)
9,447	Jay Cutler, 2006-08 (423/9,024)
8,620	Kyle Orton, 2009-11 (186/8,434)
7,651	Frank Tripucka, 1960-63 (-25/7,676)
7,607	Terrell Davis, 1995-2002 (7,607/0)
7,252	Charley Johnson, 1972-75 (14/7,238)

##### Season

5,446	Peyton Manning, 2013 (-31/5,477)
4,726	Jay Cutler, 2008 (200/4,526)
4,703	Peyton Manning, 2014 (-24/4,727)
4,665	Peyton Manning, 2012 (6/4,659)
4,291	Jake Plummer, 2004 (202/4,089)
4,183	John Elway, 1993 (153/4,030)
4,146	John Elway, 1995 (176/3,970)
4,144	John Elway, 1985 (253/3,891)
3,873	Kyle Orton, 2009 (71/3,802)
3,853	John Elway, 1997 (218/3,635)

##### Game

504	Plummer, vs. Atlanta, 10/31/04 (5/499)
487	Orton, vs. Indianapolis, 9/26/10 (11/476)
477	Manning, vs. Arizona, 10/5/14 (-2/479)
476	Cutler, at Cleveland, 11/6/08 (29/447)
460	Manning, vs. Baltimore, 9/5/13 (-2/462)
458	Frerotte, vs. San Diego, 11/19/00 (-4/462)
447	Orton, vs. Kansas City, 1/3/10 (16/431)
	Tripucka, at Buffalo, 9/15/62 (0/447)
445	C. Johnson, vs. Kansas City, 11/24/74 (0/445)
441	Manning, at New England, 11/2/14 (3/438)

#### MOST YARDS TOTAL OFFENSE BY A ROOKIE

(COMBINED RUSHING AND PASSING YARDS)

##### Season

1,897	Marlin Briscoe, 1968 (308/1,589)
1,816	Mickey Slaughter, 1963 (127/1,689)
1,809	John Elway, 1983 (146/1,663)
1,508	Clinton Portis, 2002 (1,508/0)
1,487	Mike Anderson, 2000 (1,487/0)

##### Game

368	Elway, vs. Baltimore, 12/11/83 (23/345)
335	Tebow, vs. Houston, 12/26/10 (27/308)
333	Briscoe, vs. Buffalo, 11/24/68 (0/333)
313	Chobioian, vs. Miami, 12/4/66 (40/273)
305	Briscoe, at San Diego, 10/20/68 (68/237)

#### MOST TOTAL YARDS FROM SCRIMMAGE

(RUSHING AND RECEIVING)

##### Career

11,737	Rod Smith, 1995-2007 (348/11,389)
8,887	Terrell Davis, 1995-2002 (7,607/1,280)
8,741	Floyd Little, 1967-75 (6,323/2,418)
8,448	Shannon Sharpe, 1990-99, '02-03 (9/8,439)
6,892	Lionel Taylor, 1960-66 (20/6,872)
6,729	Sammy Winder, 1982-90 (5,427/1,302)
6,627	Demaryius Thomas, 2010-15 (6/6,621)
6,221	Ed McCaffrey, 1995-2003 (21/6,200)
6,131	Steve Watson, 1979-87 (19/6,112)
5,966	Riley Odums, 1972-83 (211/5,755)

##### Season

2,225	Terrell Davis, 1998 (2,008/217)
2,037	Terrell Davis, 1997 (1,750/287)
1,905	Clinton Portis, 2003 (1,591/314)
1,872	Clinton Portis, 2002 (1,508/364)
1,848	Terrell Davis, 1996 (1,538/310)
1,812	Otis Armstrong, 1974 (1,407/405)
1,701	Rod Smith, 2000 (99/1,601)
1,656	Mike Anderson, 2000 (1,487/169)
1,619	Demaryius Thomas, 2014 (0/1,619)
1,586	Knowshon Moreno, 2013 (1,038/548)

##### Game

256	Anderson, at New Orleans, 12/3/00 (251/5)
254	Portis, vs. Kansas City, 12/7/03 (218/36)
246	Portis, vs. Arizona, 12/29/02 (228/18)
236	Davis, at Buffalo, 10/26/97 (207/29) (OT)
	Little, vs. Buffalo, 11/24/68 (71/165)
230	Moreno, at New England, 11/24/13 (224/6)
228	Davis, vs. Cincinnati, 9/21/97 (215/13)
226	D. Thomas, vs. Arizona, 10/5/14 (0/226)
220	Portis, at Kansas City, 10/5/03 (141/79)
217	Armstrong, vs. Pittsburgh, 9/22/74 (131/86) (OT)

#### MOST TOTAL YARDS FROM SCRIMMAGE BY A ROOKIE

(RUSHING AND RECEIVING)

##### Season

1,872	Clinton Portis, 2002 (1,508/364)
1,656	Mike Anderson, 2000 (1,487/169)
1,484	Terrell Davis, 1995 (1,117/367)
1,318	Olandis Gary, 1999 (1,159/159)
1,307	Bobby Humphrey, 1989 (1,151/156)

##### Game

256	M. Anderson, at New Orleans, 12/3/00 (251/5)
246	Portis, vs. Arizona, 12/29/02 (228/18)
209	M. Anderson, at Seattle, 11/26/00 (195/14)
205	Portis, vs. Kansas City, 12/15/02 (130/75)
199	Gary, vs. Seattle, 12/19/99 (183/16)

#### MOST COMBINED YARDAGE

(RUSHING/RECEIVING/RETURNS)

##### Career

12,488	Rod Smith, 1995-2007 (348/11,389/751)
12,173	Floyd Little, 1967-75 (6,323/2,418/3,432)
10,081	Rick Upchurch, 1975-83 (349/4,369/5,363)
8,880	Terrell Davis, 1995-2002 (7,607/1,280/-7)
8,448	Shannon Sharpe, 1990-99, '02-03 (9/8,439/0)
7,455	Vance Johnson, 1985-93, '95 (44/5,695/1,716)
7,025	Demaryius Thomas, 2010-15 (6/6,621/398)
6,895	Lionel Taylor, 1960-66 (20/6,872/3)
6,786	Sammy Winder, 1982-90 (5,427/1,302/57)
6,634	Otis Armstrong, 1973-80 (4,453/1,302/879)

##### Season

2,225	Terrell Davis, 1998 (2,008/217/0)
2,198	Otis Armstrong, 1974 (1,407/405/386)
2,080	Glyn Milburn, 1995 (266/191/1,623)
2,037	Terrell Davis, 1997 (1,750/287/0)
1,929	Rick Upchurch, 1975 (97/436/1,396)
1,922	Glyn Milburn, 1994 (201/549/1,172)
1,905	Clinton Portis, 2003 (1,591/314/0)
1,872	Clinton Portis, 2002 (1,508/364/0)
1,848	Terrell Davis, 1996 (1,538/310/0)
1,829	Eddie Royal, 2008 (109/980/740)

##### Game

404	Milburn, vs. Seattle, 12/10/95 (131/45/228)
295	Little, vs. Buffalo, 11/24/68 (71/165/59)
290	Swanson, at Kansas City, 10/18/87 (0/87/203)
289	Armstrong, vs. Pittsburgh, 9/22/74 (131/86/72)
284	Upchurch, vs. Kansas City, 9/21/75 (13/153/118)
271	Frazier, vs. Oakland, 10/15/61 (27/166/78)
256	M. Anderson, at New Orleans, 12/3/00 (251/5/0)
254	Portis, vs. Kansas City, 12/7/03 (218/36/0)
249	Royal, vs. Miami, 11/2/08 (0/69/180)
	Haynes, at Kansas City, 12/19/65 (53/82/114)

\* - NFL Record

## INDIVIDUAL RECORDS — OFFENSE / RUSHING

### MOST COMBINED YARDAGE BY A ROOKIE (RUSHING/RECEIVING/RETURNS)

#### Season

1,929	Rick Upchurch, 1975 (97/436/1,396)
1,872	Clinton Portis, 2002 (1,508/364/0)
1,829	Eddie Royal, 2008 (109/980/740)
1,757	Vance Johnson, 1985 (36/721/1,000)
1,656	Mike Anderson, 2000 (1,487/169/0)

#### Game

284	Upchurch, vs. Kansas City, 9/21/75 (13/153/118)
256	Anderson, at New Orleans, 12/3/00 (251/5/0)
249	Royal, vs. Miami, 11/2/08 (0/69/180)
246	Portis, vs. Arizona, 12/29/02 (228/18/0)
240	Upchurch, vs. Oakland, 11/2/75 (17/76/147)

### RUSHING

#### MOST ATTEMPTS

##### Career

1,655	Terrell Davis, 1995-2002
1,641	Floyd Little, 1967-75
1,495	Sammy Winder, 1982-90
1,023	Otis Armstrong, 1973-80
865	Mike Anderson, 2000-05
845	Knowshon Moreno, 2009-13
774	John Elway, 1983-98
699	Jon Keyworth, 1974-80
593	Bobby Humphrey, 1989-91
563	Clinton Portis, 2002-03

##### Season

392	Terrell Davis, 1998
369	Terrell Davis, 1997
345	Terrell Davis, 1996
297	Mike Anderson, 2000
296	Sammy Winder, 1984
294	Bobby Humphrey, 1989
290	Clinton Portis, 2003
288	Bobby Humphrey, 1990
284	Floyd Little, 1971
276	Olandis Gary, 1999

##### Game

42	Davis, at Buffalo, 10/26/97 (OT)
38	Droughns, at Oakland, 10/17/04
	Portis, vs. Cleveland, 12/14/03 (OT)
37	Moreno, at New England, 11/24/13
	M. Anderson, at New Orleans, 12/3/00
	Gary, vs. Green Bay, 10/17/99
34	Portis, at Oakland, 11/30/03
	Davis, at Kansas City, 11/16/97
	Humphrey, at Buffalo, 9/30/90
	Winder, at L.A. Raiders, 10/28/84 (OT)

#### MOST ATTEMPTS BY A ROOKIE

##### Season

297	Mike Anderson, 2000
294	Bobby Humphrey, 1989
276	Olandis Gary, 1999
273	Clinton Portis, 2002
247	Knowshon Moreno, 2009

##### Game

37	M. Anderson, at New Orleans, 12/3/00
	Gary, vs. Green Bay, 10/17/99
32	M. Anderson, at Oakland, 9/17/00
31	M. Anderson, vs. Atlanta, 9/10/00
	Humphrey, at L.A. Raiders, 12/3/89
	Humphrey, at Washington, 11/20/89

#### MOST RUSHING YARDS

##### Career

7,607	Terrell Davis, 1995-2002
6,323	Floyd Little, 1967-75
5,427	Sammy Winder, 1982-90
4,453	Otis Armstrong, 1973-80
3,822	Mike Anderson, 2000-05
3,468	Knowshon Moreno, 2009-13
3,407	John Elway, 1983-98
3,099	Clinton Portis, 2002-03
2,653	Jon Keyworth, 1974-80
2,591	Tatum Bell, 2004-06, '08

##### Season

2,008	Terrell Davis, 1998
1,750	Terrell Davis, 1997
1,591	Clinton Portis, 2003
1,538	Terrell Davis, 1996
1,508	Clinton Portis, 2002
1,487	Mike Anderson, 2000
1,407	Otis Armstrong, 1974
1,240	Reuben Droughns, 2004
1,202	Bobby Humphrey, 1990
1,199	Willis McGahee, 2011

##### Game

251	M. Anderson, at New Orleans, 12/3/00
228	Portis, vs. Arizona, 12/29/02
224	Moreno, at New England, 11/24/13
218	Portis, vs. Kansas City, 12/7/03
215	Davis, vs. Cincinnati, 9/21/97
208	Davis, at Seattle, 10/11/98
207	Davis, at Buffalo, 10/26/97 (OT)
195	M. Anderson, at Seattle, 11/26/00
194	Davis, vs. Baltimore, 10/20/96
193	Droughns, vs. Carolina, 10/10/04

#### MOST RUSHING YARDS BY A ROOKIE

##### Season

1,508	Clinton Portis, 2002
1,487	Mike Anderson, 2000
1,159	Olandis Gary, 1999
1,151	Bobby Humphrey, 1989
1,117	Terrell Davis, 1995

##### Game

251	M. Anderson, at New Orleans, 12/3/00
228	Portis, vs. Arizona, 12/29/02
195	M. Anderson, at Seattle, 11/26/00
187	M. Anderson, at Oakland, 9/17/00
185	Gary, at Detroit, 12/25/99

#### HIGHEST RUSHING AVERAGE

##### Career (min. 100 carries)

5.50	Clinton Portis, 2002-03 (563-3,099)
5.38	Tim Tebow, 2010-11 (165-887)
5.13	Selvin Young, 2007-08 (201-1,032)
4.94	Tatum Bell, 2004-06, '08 (525-2,591)
4.81	Vaughn Hebron, 1996-98 (107-515)
4.76	C.J. Anderson, 2013-15 (338-1,607)
4.64	Willis McGahee, 2011-12 (416-1,930)
4.60	Terrell Davis, 1995-2002 (1,655-7,607)
4.44	Gerald Willhite, 1982-88 (380-1,688)
4.44	Reuben Droughns, 2002-04 (285-1,265)

##### Season (min. 100 carries)

5.52	Clinton Portis, 2002 (273-1,508)
5.49	Clinton Portis, 2003 (290-1,591)
5.41	Tim Tebow, 2011 (122-660)
5.35	Correll Buckhalter, 2009 (120-642)
5.35	Otis Armstrong, 1974 (263-1,407)
5.32	Tatum Bell, 2005 (173-921)
5.21	Selvin Young, 2007 (140-729)
5.12	Terrell Davis, 1998 (392-2,008)
5.01	Mike Anderson, 2000 (297-1,487)
4.99	Floyd Little, 1969 (146-729)

## INDIVIDUAL RECORDS — RUSHING / PASSING

### HIGHEST RUSHING AVERAGE, CONT.

#### Game (min. 8 rushes)

12.25	Green, vs. Houston, 10/18/92 (8-98)
11.79	Portis, vs. Chicago, 11/23/03 (14-165)
11.00	Rolle, vs. Oakland, 10/2/60 (9-99)
10.75	T. Bell, at San Diego, 12/28/08 (8-86)
	Portis, at San Diego, 9/14/03 (12-129)
10.58	T. Bell, vs. Washington, 10/9/05 (12-127)
10.38	Joe, at Boston, 10/18/63 (8-83)
10.33	Dawkins, at Kansas City, 10/7/73 (9-93)
10.13	Young, at Indianapolis, 9/30/07 (8-81)
10.00	Weese, at Chicago, 12/12/76 (12-120)

### HIGHEST RUSHING AVERAGE BY A ROOKIE

#### Season (min. 100 carries)

5.52	Clinton Portis, 2002 (273-1,508)
5.21	Selvin Young, 2007 (140-729)
5.01	Mike Anderson, 2000 (297-1,487)
4.71	Terrell Davis, 1995 (237-1,117)
4.66	Montee Ball, 2013 (120-559)

#### Game (min. 8 rushes)

10.38	Joe, at Boston, 10/18/63 (8-83)
10.13	Young, at Indianapolis, 9/30/07 (8-81)
9.87	Keyworth, at Oakland, 11/24/74 (15-148)
9.75	Tebow, at Oakland, 12/9/07 (8-78)
9.50	Portis, vs. Arizona, 12/29/02 (24-228)

### MOST RUSHING TOUCHDOWNS

#### Career

60	Terrell Davis, 1995-2002
43	Floyd Little, 1967-75
39	Sammy Winder, 1982-90
36	Mike Anderson, 2000-05
33	John Elway, 1983-98
29	Clinton Portis, 2002-03
26	Knowshon Moreno, 2009-13
25	Otis Armstrong, 1973-80
22	Jon Keyworth, 1973-80
17	Gerald Willhite, 1982-88

#### Season

21	Terrell Davis, 1998
15	Clinton Portis, 2002
	Mike Anderson, 2000
	Terrell Davis, 1997
14	Clinton Portis, 2003
13	Terrell Davis, 1996
12	Mike Anderson, 2005
	Floyd Little, 1973
10	Knowshon Moreno, 2013
	Jon Keyworth, 1974

#### Game

5	Portis, vs. Kansas City, 12/7/03
4	M. Anderson, at New Orleans, 12/3/00
3	14 times (last: C. Anderson, vs. Oakland, 12/28/14)

### MOST RUSHING TOUCHDOWNS BY A ROOKIE

#### Season

15	Clinton Portis, 2002
	Mike Anderson, 2000
10	Jon Keyworth, 1974
8	Mike Bell, 2006
7	Knowshon Moreno, 2009
	Olandis Gary, 1999
	Terrell Davis, 1995
	Bobby Humphrey, 1989

#### Game

4	M. Anderson, at New Orleans, 12/3/00
3	Portis, vs. Kansas City, 12/15/02
	Keyworth, vs. Kansas City, 11/18/74
2	27 times (last: M. Ball, vs. Kansas City, 11/17/13)

### MOST CONSECUTIVE GAMES SCORING BY RUSH

8	Terrell Davis, 1998
6	Terrell Davis, 1997-98 (last four, first two)
5	Mike Anderson, 2005
	Terrell Davis, 1997
	Sammy Winder, 1985

### LONGEST SCORING RUN

82	Gene Mingo, vs. Oakland, 10/5/62
80	Mike Anderson, at Seattle, 11/26/00
	Floyd Little, at San Francisco, 10/25/70
72	Ronnie Hillman, vs. Minnesota, 10/4/15
	Javon Walker, at Pittsburgh, 11/5/06
	Joe Dawkins, at Kansas City, 10/7/73
71	Terrell Davis, vs. Baltimore, 10/20/96
68	Billy Joe, at Boston, 10/18/63
67	Tatum Bell, vs. Philadelphia, 10/30/05
	Gaston Green, vs. Houston, 10/18/92

### LONGEST SCORING RUN BY A ROOKIE

80	Mike Anderson, at Seattle, 11/26/00
68	Billy Joe, at Boston, 10/18/63
60	Terrell Davis, at Houston, 11/26/95
51	Clinton Portis, vs. Kansas City, 12/15/02
45	Olandis Gary, at Detroit, 12/25/99
	Fred Bukaty, vs. Buffalo, 11/19/61

### LONGEST NON-SCORING RUN

71	Eddie Royal, vs. Buffalo, 12/21/08
	Olandis Gary, vs. Seattle, 12/19/99
70	Terrell Davis, at Seattle, 10/11/98
68	Tatum Bell, vs. New England, 10/16/05
	Henry Bell, vs. Los Angeles, 10/16/60
63	Jim Krieg, vs. San Diego, 12/10/72
	Bob Scarpitto, at San Diego, 10/30/66
62	Lonnie Perrin, vs. Baltimore, 11/27/77
60	Olandis Gary, at New England, 10/24/99
59	Clinton Portis, vs. Chicago, 11/23/03
	Clinton Portis, vs. Arizona, 12/29/02

### LONGEST NON-SCORING RUN BY A ROOKIE

71	Eddie Royal, vs. Buffalo, 12/21/08
	Olandis Gary, vs. Seattle, 12/19/99
68	Henry Bell, vs. Los Angeles, 10/16/60
63	Jim Krieg, vs. San Diego, 12/10/72

## PASSING

### WINNING PERCENTAGE AS A STARTING QUARTERBACK (min. 25 starts)

46-12 (.793)	Peyton Manning, 2012-15
39-15 (.722)	Jake Plummer, 2003-06
148-82-1 (.643)	John Elway, 1983-98
41-23 (.641)	Craig Morton, 1977-82
27-24 (.529)	Brian Griese, 1998-2002
20-18-3 (.524)	Charley Johnson, 1972-75
17-20 (.459)	Jay Cutler, 2006-08
14-17 (.452)	Steve Ramsey, 1971-76
12-22 (.353)	Kyle Orton, 2009-11
13-25-1 (.346)	Frank Tripucka, 1960-63

### MOST PASSING YARDS

#### Career

51,475	John Elway, 1983-98
17,112	Peyton Manning, 2012-15
11,895	Craig Morton, 1977-82
11,763	Brian Griese, 1998-2002
11,631	Jake Plummer, 2003-06
9,024	Jay Cutler, 2006-08
8,434	Kyle Orton, 2009-11
7,676	Frank Tripucka, 1960-63
7,238	Charley Johnson, 1972-75
6,437	Steve Ramsey, 1971-76

#### Season

5,477	Peyton Manning, 2013
4,727	Peyton Manning, 2014
4,659	Peyton Manning, 2012
4,526	Jay Cutler, 2008
4,089	Jake Plummer, 2004
4,030	John Elway, 1993
3,970	John Elway, 1995
3,891	John Elway, 1985
3,802	Kyle Orton, 2009
3,653	Kyle Orton, 2010

\* - NFL Record

## INDIVIDUAL RECORDS — PASSING

### MOST PASSING YARDS, CONT.

Game	
499	Plummer, vs. Atlanta, 10/31/04 (31-55)
479	Manning, vs. Arizona, 10/5/14 (31-47)
476	Orton, vs. Indianapolis, 9/26/10 (37-57)
462	Manning, vs. Baltimore, 9/5/13 (27-42)
	Frerotte, vs. San Diego, 11/19/00 (36-58)
447	Cutler, at Cleveland, 11/6/08 (24-42)
	Trippucka, at Buffalo, 9/15/62 (29-56)
445	C. Johnson, vs. Kansas City, 11/18/74 (28-42)
438	Manning, at New England, 11/2/14 (34-57)
432	Elway, at Seattle, 12/20/85 (24-42)

### MOST PASSING YARDS BY A ROOKIE

Season	
1,689	Mickey Slaughter, 1963
1,663	John Elway, 1983
1,589	Marlin Briscoe, 1968
1,110	Max Choboian, 1966
1,001	Jay Cutler, 2006
Game	
345	Elway, vs. Baltimore, 12/11/83 (23-34)
335	Briscoe, vs. Buffalo, 11/24/68 (12-29)
308	Tebow, vs. Houston, 12/26/10 (16-29)
298	Slaughter, at Oakland, 12/15/63 (20-35)
284	Elway, vs. Cleveland, 12/4/83 (16-24)
275	Karcher, at Kansas City, 10-18-87 (25-39)

### MOST ATTEMPTS

Career	
7,250	John Elway, 1983-98
2,170	Peyton Manning, 2012-15
1,678	Brian Griese, 1998-2002
1,596	Jake Plummer, 2003-06
1,594	Craig Morton, 1977-82
1,277	Frank Trippucka, 1960-63
1,220	Jay Cutler, 2006-08
1,194	Kyle Orton, 2009-11
970	Charley Johnson, 1972-75
919	Steve Ramsey, 1971-76

Season	
659	Peyton Manning, 2013
616	Jay Cutler, 2008
605	John Elway, 1985
597	Peyton Manning, 2014
583	Peyton Manning, 2012
551	John Elway, 1993
542	John Elway, 1995
541	Kyle Orton, 2009
521	Jake Plummer, 2004
504	John Elway, 1986

Game	
59	Manning, vs. Tennessee, 12/8/13
	Elway, at Green Bay, 10/10/93
58	Frerotte, vs. San Diego, 11/19/00
57	Orton, vs. Indianapolis, 9/26/10
	Manning, at New England, 11/2/14
56	Orton, vs. Kansas City, 1/3/10
	Trippucka, at Buffalo, 9/15/62
55	Plummer, vs. Atlanta, 10/31/04
54	Manning, at St. Louis, 11/16/14
53	Griese, at Baltimore, 9/30/02
	Slaughter, at Houston, 12/20/64

### MOST ATTEMPTS BY A ROOKIE

Season	
259	John Elway, 1983
224	Marlin Briscoe, 1968
223	Mickey Slaughter, 1963
137	Jay Cutler, 2006
121	Tommy Maddox, 1992

Game	
44	Elway, vs. Baltimore, 12/11/83
36	Tebow, vs. San Diego, 1/2/11
34	Elway, at Kansas City, 12/18/83
33	Elway, vs. Philadelphia, 9/18/83
32	Cutler, vs. San Francisco, 12/31/06 (OT)

### MOST COMPLETIONS

Career	
4,123	John Elway, 1983-98
1,443	Peyton Manning, 2012-15
1,044	Brian Griese, 1998-2002
944	Jake Plummer, 2003-06
907	Craig Morton, 1977-82
762	Jay Cutler, 2006-08
720	Kyle Orton, 2009-11
662	Frank Trippucka, 1960-63
517	Charley Johnson, 1972-75
456	Steve Ramsey, 1971-76

Season	
450	Peyton Manning, 2013
400	Peyton Manning, 2012
395	Peyton Manning, 2014
384	Jay Cutler, 2008
348	John Elway, 1993
336	Kyle Orton, 2009
327	John Elway, 1985
316	John Elway, 1995
307	John Elway, 1994
303	Jake Plummer, 2004

Game	
39	Manning, vs. Tennessee, 12/8/13
37	Orton, vs. Indianapolis, 9/26/10
36	Cutler, vs. San Diego, 9/14/08
	Frerotte, vs. San Diego, 11/19/00
	Elway, vs. San Diego, 9/4/94
35	Osweller vs. Oakland, 12/13/15
	Orton, at Tennessee, 10/3/10
	Orton, vs. New England, 10/11/09
	Griese, at Baltimore, 9/30/02
34	Griese, vs. Oakland, 11/11/02
	Slaughter, at Houston, 12/20/64
	Manning, at New England, 11/2/14
	Manning, at St. Louis, 11/16/14

### MOST COMPLETIONS BY A ROOKIE

Season	
123	John Elway, 1983
112	Mickey Slaughter, 1963
93	Marlin Briscoe, 1968
81	Jay Cutler, 2006
66	Tommy Maddox, 1992
Game	
23	Elway, vs. Baltimore, 12/11/83
21	Cutler, vs. San Francisco, 12/31/06 (OT)
	Cutler, at Arizona, 12/17/06
18	Maddox, at L.A. Raiders, 11/22/92
	Elway, vs. Philadelphia, 9/18/83

### HIGHEST COMPLETION PERCENTAGE

Career (min. 100 passes)	
.665	Peyton Manning, 2012-15 (1,443-2,170)
.626	Hugh Millen, 1994-95 (107-171)
.625	Jay Cutler, 2006-08 (762-1,220)
.622	Brian Griese, 1998-2002 (1,044-1,678)
.613	Brock Osweiler, 2012-15 (187-305)
.603	Kyle Orton, 2009-11 (720-1,194)
.600	Gus Frerotte, 2000-01 (168-280)
	Bobby Brister, 1997-99 (96-160)
.591	Jake Plummer, 2003-06 (944-1,596)
.581	Gary Kubiak, 1983-91 (173-298)

Season (min. 50 passes)	
.686	Peyton Manning, 2012 (400-583)
.683	Peyton Manning, 2013 (450-659)
.667	Brian Griese, 2002 (291-436)
.662	Peyton Manning, 2014 (395-597)
.643	Brian Griese, 2000 (216-336)
.636	Jay Cutler, 2007 (297-467)
.632	Norris Weese, 1978 (55-87)
.632	John Elway, 1993 (348-551)
.626	Jake Plummer, 2003 (189-302)
.623	Jay Cutler, 2008 (384-616)

## INDIVIDUAL RECORDS — PASSING

### HIGHEST COMPLETION PERCENTAGE, CONT.

#### Game (min. 10 passes)

.944	Morton, vs. San Diego, 9/27/81 (17-18)
.917	Elway, at L.A. Raiders, 11/2/86 (11-12)
.893	Manning, at Oakland, 12/29/13 (25-28)
.865	Manning, vs. Oakland, 9/23/13 (32-37)
.864	Morton, vs. Kansas City, 12/20/78 (19-22)
.846	Manning, vs. San Francisco, 10/19/14 (22-26)
.842	Elway, vs. Minnesota, 11/18/84 (16-19)
.833	Ramsey, vs. Cleveland, 10/19/75 (10-12)
.826	Millen, at San Francisco, 12/17/94 (19-23)

### HIGHEST COMPLETION PERCENTAGE BY A ROOKIE

#### Season (min. 50 passes)

.591	Jay Cutler, 2006 (81-137)
.540	Tommy Maddox, 1992 (66-121)
.502	Mickey Slaughter, 1963 (112-223)
.500	Tim Tebow, 2010 (41-82)
.475	John Elway, 1983 (123-259)

### MOST TOUCHDOWN PASSES

#### Career

300	John Elway, 1983-98
140	Peyton Manning, 2012-15
74	Craig Morton, 1977-82
71	Jake Plummer, 2003-06
	Brian Griese, 1998-2002
54	Jay Cutler, 2006-08
52	Charley Johnson, 1972-75
51	Frank Tripucka, 1960-63
49	Kyle Orton, 2009-11
38	Steve Tensi, 1967-70

#### Season

.55	Peyton Manning, 2013
.39	Peyton Manning, 2014
.37	Peyton Manning, 2012
27	Jake Plummer, 2004
	John Elway, 1997
26	John Elway, 1996
	John Elway, 1995
25	Jay Cutler, 2008
	John Elway, 1993
24	Frank Tripucka, 1960
23	Brian Griese, 2001

\* - NFL Record

#### Game

7	Manning, vs. Baltimore, 9/5/13
5	Manning, at Kansas City, 12/1/13
	Frerotte, vs. San Diego, 11/19/00
	Elway, vs. Minnesota, 11/18/84
	Tripucka, vs. Buffalo, 10/28/62
	Manning at Oakland, 11/9/14
4	33 times (last: Manning, vs. Miami, 11/23/14)

\* - NFL Record (tie)

### MOST TOUCHDOWN PASSES BY A ROOKIE

#### Season

14	Marlin Briscoe, 1968
13	Mickey Slaughter, 1963
9	Jay Cutler, 2006
7	John Elway, 1983
5	Tim Tebow, 2010
	Tommy Maddox, 1992

#### Game

4	Elway, vs. Baltimore, 12/11/83
	Briscoe, vs. Buffalo, 11/24/68
3	Maddox, vs. Dallas, 12/6/92; Briscoe, vs. San Diego, 12/1/68; Briscoe, at San Diego, 10/20/68

### MOST INTERCEPTIONS THROWN

#### Career

226	John Elway, 1983-98
85	Frank Tripucka, 1960-63
65	Craig Morton, 1977-82
58	Steve Ramsey, 1971-76
53	Brian Griese, 1998-2002
	Peyton Manning, 2012

52	Charley Johnson, 1972-75
47	Jake Plummer, 2003-06
45	Steve Tensi, 1967-70
38	Mickey Slaughter, 1963-66

#### Season

34	Frank Tripucka, 1960
25	Frank Tripucka, 1962
23	John Elway, 1985
22	George Herring, 1961
21	Frank Tripucka, 1961
20	Jake Plummer, 2004
	Jacky Lee, 1964
19	Brian Griese, 2001
	John Elway, 1988
	Craig Morton, 1979

#### Game

6	Horn, at Green Bay, 9/26/71
	Herring, at Houston, 11/26/61
5	Nine times (last: Elway, vs. Kansas City, 12/14/85)

### MOST INTERCEPTIONS THROWN BY A ROOKIE

#### Season

15	Mickey Slaughter, 1963
14	John Elway, 1983
13	Marlin Briscoe, 1968
9	Tommy Maddox, 1992
5	Jay Cutler, 2006

#### Game

5	Slaughter, vs. Houston, 10/13/63
4	Five times (last: Maddox, vs. Dallas, 12/6/92)

### BEST INTERCEPTION AVOIDANCE PERCENTAGE

#### Career (min. 100 passes)

.018	Hugh Millen, 1994-95 (3-171)
.020	Brock Osweiler, 2012-15 (6-305)
.023	Kyle Orton, 2009-11 (28-1,194)
.024	Peyton Manning, 2012-15 (53-2,170)
.025	Tim Tebow, 2010-11 (9-353)
.029	Gus Frerotte, 2000-01 (8-280)
.029	Jake Plummer, 2003-06 (47-1,596)
.030	Jay Cutler, 2006-08 (37-1,220)
.031	John Elway, 1983-98 (226-7,250)
.032	Brian Griese, 1998-2002 (53-1,678)

#### Season (min. 50 passes)

.012	Brian Griese, 2000 (4-336)
.012	Chris Miller, 1999 (1-81)
.013	Gary Kubiak, 1984 (1-75)
.015	Peyton Manning, 2013 (10-659)
.015	Jake Plummer, 2005 (7-456)
.018	Kyle Orton, 2010 (9-498)
.018	John Elway, 1993 (10-551)
.019	Peyton Manning, 2012 (11-583)
.020	John Elway, 1994 (10-494)
.022	Brock Osweiler, 2015 (6-275)

### HIGHEST AVERAGE GAIN PER ATTEMPT

#### Career (min. 100 passes)

7.89	Peyton Manning, 2012-15 (2,170-17,112)
7.52	Norris Weese, 1976-79 (251-1,887)
7.46	Craig Morton, 1977-82 (1,594-11,895)
7.46	Charley Johnson, 1972-75 (970-7,238)
7.44	Gus Frerotte, 2000-01 (280-2,084)
7.40	Jay Cutler, 2006-08 (1,220-9,024)
7.30	Steve Beuerlein, 2002-03 (180-1,314)
7.29	Jake Plummer, 2003-06 (1,596-11,631)
7.12	George Shaw, 1962 (110-783)
7.10	John Elway, 1983-98 (7,250-51,475)

#### Season (min. 50 passes)

8.65	Jacky Lee, 1965 (80-692)
8.50	Craig Morton, 1981 (376-3,195)
8.31	Peyton Manning, 2013 (659-5,477)
8.31	Norris Weese, 1978 (87-723)
8.07	Charley Johnson, 1974 (244-1,969)
8.00	Brian Griese, 2000 (336-2,688)
7.99	Peyton Manning, 2012 (583-4,659)
7.98	Tim Tebow, 2010 (82-654)
7.92	Peyton Manning, 2014 (597-4,727)
7.91	Steve Beuerlein, 2002 (117-925)



## INDIVIDUAL RECORDS — PASSING

### HIGHEST AVERAGE GAIN PER ATTEMPT, CONT.

#### Game (min. 12 passes)

17.11	Morton, vs. San Diego, 9/27/81 (18-308)
16.45	Johnson, vs. Kansas City, 9/21/75 (20-329)
15.70	Morton, vs. Detroit, 10/11/81 (18-283)
14.00	Plummer, at Indianapolis, 12/21/03 (17-238)
13.67	Tensi, vs. Boston, 9/14/69 (15-205)

### HIGHEST AVERAGE GAIN PER ATTEMPT BY A ROOKIE

#### Season (min. 50 passes)

7.98	Tim Tebow, 2010 (82-654)
7.57	Mickey Slaughter, 1963 (223-1,689)
7.31	Jay Cutler, 2006 (137-1,001)
7.09	Marlin Briscoe, 1968 (224-1,589)
6.42	John Elway, 1983 (259-1,663)
6.26	Tommy Maddox, 1992 (121-757)

### HIGHEST AVERAGE GAIN PER COMPLETION

#### Career (min. 100 passes)

14.81	Steve Tensi, 1967-70 (348-5,153)
14.27	Tim Tebow, 2010-11 (167-2,383)
14.12	Steve Ramsey, 1971-76 (456-6,437)
14.00	Charley Johnson, 1972-75 (517-7,238)
13.48	John McCormick, 1963-68 (207-2,791)
13.20	Norris Weese, 1976-79 (143-1,887)
13.11	Craig Morton, 1977-82 (907-11,895)
13.01	Jacky Lee, 1964-65 (177-2,303)
13.01	Steve Beuerlein, 2002-03 (101-1,314)
12.72	George Herring, 1960-61 (102-1,297)

#### Season (min. 50 passes)

17.94	John Huftnagel, 1975 (16-287)
17.09	Marlin Briscoe, 1968 (93-1,589)
16.15	Steve Ramsey, 1971-76 (65-1,050)
15.98	George Shaw, 1962 (49-783)
15.95	Tim Tebow, 2010 (41-654)
15.73	Jacky Lee, 1965 (44-692)
15.71	Charley Johnson, 1975 (65-1,021)
15.19	Steve Tensi, 1969 (131-1,990)
15.09	Steve Ramsey, 1976 (128-1,931)
15.08	Mickey Slaughter, 1963 (112-1,689)

#### Game (min. 12 passes)

27.92	Briscoe, vs. Buffalo, 11/24/68 (12-335)
27.42	Johnson, vs. Kansas City, 9/21/75 (12-329)
25.23	McCormick, at Buffalo, 12/18/66 (13-328)
23.90	Breaux, vs. Buffalo, 11/3/63 (10-239)
23.73	Ramsey, vs. Houston, 9/17/73 (11-261)

### HIGHEST PASSER RATING

#### Career (min. 100 passes)

101.7	Peyton Manning, 2012-15 (2,170 att.)
87.1	Jay Cutler, 2006-08 (1,220 att.)
86.5	Bubby Brister, 1997-99 (160 att.)
86.0	Brock Osweiler, 2012-15 (305 att.)
85.7	Kyle Orton, 2009-11 (1,194 att.)
85.5	Gus Frerotte, 2000-01 (280 att.)
84.3	Jake Plummer, 2003-06 (1,596 att.)
84.1	Brian Griese, 1998-2002 (1,678 att.)
79.9	John Elway, 1983-98 (7,250 att.)
79.3	Hugh Millen, 1994-95 (171 att.)

#### Season (min. 50 passes)

115.1	Peyton Manning, 2013 (659 att.)
105.8	Peyton Manning, 2012 (583 att.)
102.9	Brian Griese, 2000 (336 att.)
101.5	Peyton Manning, 2014 (597 att.)
99.0	Bubby Brister, 1998 (131 att.)
93.0	John Elway, 1998 (356 att.)
92.8	John Elway, 1993 (551 att.)
91.2	Jake Plummer, 2003 (302 att.)
90.5	Craig Morton, 1981 (376 att.)
90.2	Jake Plummer, 2005 (456 att.)

### HIGHEST PASSER RATING BY A ROOKIE

#### Season (min. 50 passes)

88.5	Jay Cutler, 2006
82.1	Tim Tebow, 2010
73.5	Ken Karcher, 1987
71.4	Don Breaux, 1963
66.9	Mickey Slaughter, 1963

### MOST CONSECUTIVE GAMES WITH A TOUCHDOWN PASS

44	Manning, 2012-14
23	Griese, 2001-02 (15 games in 2001; did not play in one game, first eight of 2002)
17	Orton, 2009-10 (last 6 games of 20, first 11 of 2010)
15	Elway, 1995-96 (last 12 games of 1995, first three of 1996)
13	Elway, 1985-86 (last 7 games of 1985, first 6 of 1986)
12	Elway, 1992-93 (last game of 1992, first 11 games of 1993)
11	Cutler, 2007-08 (last game of 2007, first 10 games of 2008)
10	Elway, 1996 (5th through 15th; did not play in one game)
	Johnson, 1973-74 (last 8 games of 1973, first 2 games of 1974)
9	Six times (last: Cutler, 2006-07 (last 5 games of 2006, first 4 games of 2007))

### MOST CONSECUTIVE COMPLETIONS

20	Millen, last 7 at L.A. Raiders, 12/11/94 and first 13 at S.F., 12/17/94
18	DeBerg, at L.A. Rams (17), 12/12/82 and vs. Kansas City (1), 12/19/82
17	Griese, at Arizona, 9/23/01
16	Plummer, vs. Detroit, 9/28/03 and Morton, vs. Kansas City, 12/10/78
15	Manning, vs. Oakland, 9/23/13
14	Elway, vs. Seattle (5), 11/2/97 and vs. Carolina (9), 11/9/97
13	Manning, at San Diego, 10/15/12 and Manning, at Carolina, 11/11/12
12	Manning, at Oakland, 12/29/13
	Griese, at San Diego, 10/8/00

### MOST CONSECUTIVE PASSES WITHOUT AN INTERCEPTION

229	Plummer, 2005 (2nd through 11th)
226	Manning, 2012-13 (15th Game in 2012 through 5th game in 2013)
190	Elway, 1997 (8th through 14th)
176	Manning, 2012 (2nd through 6th)
136	Elway, 1990-91 (15th game in 1990 through 4th game in 1991)

### LONGEST SCORING PASS

97	George Shaw to Jerry Tarr, at Boston, 9/21/62
96	Frank Tripucka to Al Frazier, at Buffalo, 9/15/62
95	Craig Morton to Steve Watson, vs. Detroit, 10/11/81
93	Jay Cutler to Eddie Royal, at Cleveland, 11/6/08
	Craig Morton to Steve Watson, vs. San Diego, 9/27/81
90	Charley Johnson to Rick Upchurch, vs. Kansas City, 9/21/75
	John McCormick to Bob Scarpitto, vs. Houston, 10/17/65
87	Kyle Orton to Brandon Stokley, at Cincinnati, 9/13/09
	Frank Tripucka to Al Frazier, vs. San Diego, 11/12/61
86	Peyton Manning to Demaryius Thomas vs. Arizona, 10/5/14

### LONGEST NON-SCORING PASS

88	Brian Griese to Byron Chamberlain, vs. Green Bay, 10/17/99
86	John Elway to Vance Johnson, vs. L.A. Raiders, 9/26/88
	Craig Morton to Steve Watson, vs. Kansas City, 12/6/81
78	John Elway to Rod Smith, vs. Kansas City, 8/31/97
77	Peyton Manning to Demaryius Thomas at Kansas City, 12/1/13



## INDIVIDUAL RECORDS — PASSING / RECEIVING

### LONGEST COMPLETION BY A ROOKIE

81	Arthur Marshall (WR) to Cedric Tillman, vs. Dallas, 12/6/92 (TD)
78	Gary Kubiak to Steve Watson, vs. Seattle, 11/20/83 (TD)
74	Mickey Slaughter to Bill Groman, at Buffalo, 11/9/63
71	Jay Cutler to Brandon Marshall, vs. Seattle, 12/3/06 (TD)
54	Jay Cutler to Javon Walker, at Arizona, 12/17/06 (TD)

### RECEIVING

#### MOST RECEPTIONS

##### Career

849	Rod Smith, 1995-2007
675	Shannon Sharpe, 1990-99, '02-03
543	Lionel Taylor, 1960-66
462	Ed McCaffrey, 1995-2003
456	Demaryius Thomas, 2010-15
415	Vance Johnson, 1985-93, '95
396	Riley Odoms, 1972-83
353	Steve Watson, 1979-87
327	Brandon Marshall, 2006-09
302	Haven Moses, 1972-81

##### Season

113	Rod Smith, 2001
111	Demaryius Thomas, 2014
105	Demaryius Thomas, 2015
104	Brandon Marshall, 2008
102	Brandon Marshall, 2007
101	Brandon Marshall, 2009
	Ed McCaffrey, 2000
	Emmanuel Sanders, 2014
100	Rod Smith, 2000
	Lionel Taylor, 1961

##### Game

*21	Marshall, at Indianapolis, 12/13/09
18	Marshall, vs. San Diego, 9/14/08
14	Gaffney, vs. Kansas City, 1/3/10
	R. Smith, at Arizona, 9/23/01
13	R. Smith, vs. New England, 10/1/00
	Sharpe, vs. San Diego, 10/6/96
	B. Anderson, vs. Chicago, 9/30/73
	Taylor, vs. Oakland, 11/29/64
12	Gaffney, vs. Indianapolis, 9/26/10
	Sharpe, at Kansas City, 10/20/02 (OT)
	Taylor, at Boston, 9/21/62

\* - NFL Record

#### MOST RECEPTIONS BY A ROOKIE

##### Season

91	Eddie Royal, 2008
51	Vance Johnson, 1985
49	Terrell Davis, 1995
38	Mark Jackson, 1986
	Glyn Milburn, 1993

##### Game

11	Royal, at San Diego, 12/28/08
9	Royal, at New England, 10/20/08
	Royal, at Kansas City, 9/28/08
	Royal, at Oakland, 9/8/08
8	Three times (last: Thomas, vs. Seattle, 9/19/10)

#### MOST RECEIVING YARDS

##### Career

11,389	Rod Smith, 1995-2007
8,439	Shannon Sharpe, 1990-99, '02-03
6,872	Lionel Taylor, 1960-66
6,621	Demaryius Thomas, 2010-15
6,200	Ed McCaffrey, 1995-2003
6,112	Steve Watson, 1979-87
5,755	Riley Odoms, 1972-83
5,695	Vance Johnson, 1985-93, '95
5,450	Haven Moses, 1972-81
4,746	Mark Jackson, 1986-92

##### Season

1,619	Demaryius Thomas, 2014
1,602	Rod Smith, 2000
1,448	Brandon Lloyd, 2010
1,434	Demaryius Thomas, 2012
1,430	Demaryius Thomas, 2013
1,404	Emmanuel Sanders, 2014
1,343	Rod Smith, 2001
1,325	Brandon Marshall, 2007
1,317	Ed McCaffrey, 2000
1,304	Demaryius Thomas, 2015

##### Game

226	D. Thomas, vs. Arizona, 10/5/14
214	Sharpe, at Kansas City, 10/20/02 (OT)
213	Gaffney, vs. Kansas City, 1/3/10
208	R. Smith, vs. Atlanta, 10/31/04
200	Marshall, at Indianapolis, 12/13/09
199	Taylor, vs. Buffalo, 11/27/60
187	R. Smith, vs. San Diego, 11/19/00
183	Watson, at L.A. Rams, 12/12/82
182	Watson, vs. Detroit, 10/11/81
181	Sanders at Pittsburgh, 12/20/15

#### MOST RECEIVING YARDS BY A ROOKIE

##### Season

980	Eddie Royal, 2008
738	Mark Jackson, 1986
721	Vance Johnson, 1985
525	Ashley Lelie, 2002
493	Arthur Marshall, 1992

##### Game

164	Royal, at Cleveland, 11/6/08
153	Upchurch, vs. Kansas City, 9/21/75
152	Tarr, at Boston, 9/21/62
146	Royal, at Oakland, 9/8/08
134	A. Marshall, vs. N.Y. Jets, 11/8/92

#### MOST TOUCHDOWN RECEPTIONS

##### Career

68	Rod Smith, 1995-2007
55	Shannon Sharpe, 1990-99, '02-03
47	Demaryius Thomas, 2010-15
46	Ed McCaffrey, 1995-2003
44	Haven Moses, 1972-81
	Lionel Taylor, 1960-66
41	Riley Odoms, 1972-81
37	Vance Johnson, 1985-93, '95
36	Steve Watson, 1979-87
33	Eric Decker, 2010-13
32	Al Denson, 1964-70

##### Season

14	Demaryius Thomas, 2013
	Anthony Miller, 1995
13	Eric Decker, 2012
	Steve Watson, 1981
12	Rod Smith, 1997
	Lionel Taylor, 1960
	Julius Thomas, 2013
	Julius Thomas, 2014
11	Eric Decker, 2013
	Brandon Lloyd, 2010
	Rod Smith, 2001
	Al Denson, 1967
	D. Thomas, 2014

##### Game

4	Decker, at Kansas City, 12/1/13
3	15 times (last: D. Thomas, vs. Miami, 11/23/14)

## INDIVIDUAL RECORDS — RECEIVING / PUNTING

### MOST TOUCHDOWN RECEPTIONS BY A ROOKIE

Season	
5	Eddie Royal, 2008
4	Tony Scheffler, 2006
	Rick Massie, 1987
3	Glyn Milburn, 1993
	Melvin Bratton, 1989
	Vance Johnson, 1985
	Clarence Kay, 1984
	Clint Sampson, 1983
	Billy Van Heusen, 1968
2	Six times (last: Demaryius Thomas, 2010)
Game	
2	Scheffler, at San Diego, 12/10/06
	Sampson, vs. Cleveland, 12/4/83
1	Many (last: Decker, vs. San Diego, 1/2/11)

### HIGHEST AVERAGE GAIN PER RECEPTION

#### Career (min. 50 receptions)

20.5	Bill Van Heusen, 1968-76 (82-1,684)
17.8	Brandon Lloyd, 2009-11 (104-1,848)
18.0	Haven Moses, 1972-81 (302-5,450)
17.9	Ashley Lelie, 2002-05 (168-3,007)
17.4	Al Frazier, 1961-63 (58-1,010)
17.3	Steve Watson, 1979-1987 (353-6,112)
17.2	Mark Jackson, 1986-92 (276-4,746)
16.8	Bob Scarpitto, 1962-67 (145-2,439)
16.8	Mike Haffner, 1968-70 (59-991)
16.8	Jack Dolbin, 1975-79 (94-1,576)

#### Season (min. 20 receptions)

22.0	Bob Scarpitto, 1963 (21-463)
20.7	Steve Watson, 1981 (60-1,244)
20.3	Ricky Nattiel, 1987 (31-630)
20.1	Al Denson, 1966 (36-725)
20.1	Haven Moses, 1974 (37-744)
20.1	Ashley Lelie, 2004 (54-1,084)
20.0	Haven Moses, 1977 (27-539)
19.9	Haven Moses, 1976 (25-498)
19.5	Al Denson, 1967 (46-899)
19.4	Mark Jackson, 1986 (38-738)

#### Game (min. 4 receptions)

41.3	Little, vs. Buffalo, 11/24/68 (4-165)
38.0	Tarr, at Boston, 9/21/62 (4-152)
36.4	Watson, vs. Detroit, 10/11/81 (5-182)
36.0	D. Thomas, at Minnesota, 12/4/11 (4-144)
33.5	Scarpitto, vs. Houston, 10/13/63 (4-134)

### HIGHEST AVERAGE GAIN PER RECEPTION BY A ROOKIE

#### Season (min. 20 receptions)

20.3	Ricky Nattiel, 1987 (31-630)
19.4	Mark Jackson, 1986 (38-738)
19.1	Jack Dolbin, 1975 (22-421)
19.0	Arthur Marshall, 1992 (26-493)
16.2	John Embree, 1969 (29-469)

#### Game (min. 4 receptions)

38.0	Tarr, at Boston, 9/21/62 (4-152)
30.5	Haffner, vs. Kansas City, 12/14/68 (4-122)
30.5	Nattiel, at San Diego, 11/29/87 (4-118)
27.3	Royal, at Cleveland, 11/6/08 (6-164)
26.8	A. Marshall, vs. N.Y. Jets, 11/8/92 (5-134)

### MOST CONSECUTIVE GAMES WITH A TOUCHDOWN CATCH

7	Riley Odums, 1973
6	Wes Welker, 2013
	Anthony Miller, 1995
	Vance Johnson, 1987
	Al Denson, 1969
	Lionel Taylor, 1960-61 (last 4 games of 1960, first 2 of '61)
5	Eric Decker, 2012
	Steve Watson, 1981
	Julius Thomas, 2014
4	Five times (last: Brandon Lloyd, 2010)

### MOST CONSECUTIVE GAMES WITH A RECEPTION

124	Rod Smith, 1999-2006
68	Ed McCaffrey, 1997-2003
66	Demaryius Thomas, 2011-15
62	Lionel Taylor, 1960-64
60	Shannon Sharpe, 1995-99
53	Brandon Marshall, 2006-09
49	Steve Watson, 1983-86
47	Mark Jackson, 1989-92
41	Anthony Miller, 1994-96
	Riley Odums, 1976-79

### LONGEST RECEPTION BY A ROOKIE

97	Jerry Tarr (from George Shaw), at Boston, 9/21/62 (TD)
93	Eddie Royal (from Jay Cutler), at Cleveland, 11/6/08 (TD)
90	Rick Upchurch (from Charley Johnson), vs. Kansas City, 9/21/75 (TD)
82	Al Denson (from Jacky Lee), at Kansas City, 11/1/64 (TD)
81	Cedric Tillman (from Arthur Marshall), vs. Dallas, 12/6/92 (TD)

## PUNTING

### MOST PUNTS

#### Career

641	Tom Rouen, 1993-2002
574	Bill Van Heusen, 1968-76
472	Britton Colquitt, 2010-15
377	Luke Prestridge, 1979-83
374	Mike Horan, 1986-92
248	Bob Scarpitto, 1962-67
218	Chris Norman, 1984-86
204	Jim Fraser, 1962-64
186	Bucky Dilts, 1977-78
150	George Herring, 1960-61

#### Season

105	Bob Scarpitto, 1967
101	Britton Colquitt, 2011
96	Chris Norman, 1984
92	Bucky Dilts, 1978
92	Chris Norman, 1985
90	Bucky Dilts, 1977
89	Luke Prestridge, 1979
88	Bill Van Heusen, 1968
87	Luke Prestridge, 1983
	Bill Van Heusen, 1970

#### Game

12	Prestridge, at Buffalo, 10/25/81
	Van Heusen, vs. Cincinnati, 10/6/68
	Scarpitto, at Oakland, 9/19/67
11	Rodriguez, vs. Seattle, 11/30/92 (OT)
	Norman, vs. Seattle, 10/20/85 (OT)
	Scarpitto, vs. Oakland, 11/5/67
	Scarpitto, at N.Y. Jets, 12/3/67
10	Nine times (last: Prestridge, at Bal., 9/11/83)

### HIGHEST GROSS AVERAGE PER PUNT

#### Career (min. 100 punts)

45.2	Britton Colquitt, 2010-15 (472-21,327)
45.0	Todd Sauerbrun, 2005, '07 (119-5,357)
44.3	Bob Scarpitto, 1962-67 (249-11,026)
44.1	Jim Fraser, 1962-64 (209-9,221)
43.9	Tom Rouen, 1993-2002 (641-28,146)
42.5	Mike Horan, 1986-92 (374-15,911)
41.8	Luke Prestridge, 1979-83 (377-15,754)
41.7	Bill Van Heusen, 1968-76 (574-23,936)
41.7	Micah Knorr, 2002-04 (146-6,086)
40.3	Chris Norman, 1984-86 (218-8,782)

#### Season (min. 50 punts)

47.4	Britton Colquitt, 2011 (101-4,783)
46.9	Tom Rouen, 1998 (66-3,097)
46.5	Tom Rouen, 1999 (84-3,908)
46.3	Britton Colquitt, 2012 (67-3,105)
46.1	Jim Fraser, 1963 (78-3,595)
45.3	Tom Rouen, 2001 (81-3,668)
45.2	Bob Scarpitto, 1966 (77-3,480)
45.1	Bill Van Heusen, 1973 (69-3,114)
45.0	Tom Rouen, 1993 (67-3,017)
44.9	Bob Scarpitto, 1967 (105-4,713)

## INDIVIDUAL RECORDS — PUNTING / PUNT RETURNS

### HIGHEST GROSS AVERAGE PER PUNT, CONT.

#### Game (min. 4 punts)

57.2	Horan, vs. L.A. Raiders, 9/26/88 (5-286) (OT)
56.6	Norman, vs. Seattle, 11/25/84 (5-283)
56.2	Colquitt, at Arizona, 12/12/10 (5-281)
55.8	Colquitt, vs. Cincinnati, 9/18/11 (6-335)
55.8	Horan, vs. San Diego, 12/16/90 (5-279)
55.0	Horan, at New England, 10/27/91 (5-275)
54.4	Rouen, at Oakland, 9/20/98 (5-272)
54.3	Rouen, at Arizona, 9/23/01 (4-217)
	Rouen, vs. Minnesota, 10/31/99 (4-217)
54.2	Rouen, at Oakland, 10/10/99 (5-271)

### HIGHEST NET AVERAGE PER PUNT (SINCE 1976)

#### Career (min. 100 punts)

39.1	Britton Colquitt, 2010-15 (472-18,517)
37.2	Todd Sauerbrun, 2005-'07 (122-4,538)
36.5	Mike Horan, 1986-92 (379-13,851)
36.2	Tom Rouen, 1993-2002 (648-23,457)
34.7	Luke Prestridge, 1979-83 (377-13,092)
34.3	Chris Norman, 1984-86 (221-7,588)
33.3	Micah Knorr, 2002-04 (149-4,959)
33.2	Bucky Dilts, 1977-78 (186-6,176)

#### Season (min. 50 punts)

42.1	Britton Colquitt, 2012 (67-2,822)
40.2	Britton Colquitt, 2011 (101-4,058)
39.7	Britton Colquitt, 2015 (84-3,336)
38.9	Mike Horan, 1990 (59-2,296)
38.8	Britton Colquitt, 2013 (65-2,483)
38.1	Tom Rouen, 1997 (60-2,283)
38.0	Todd Sauerbrun, 2005 (73-2,771)
37.9	Mitch Berger, 2009 (51-1,933)
37.8	Mike Horan, 1988 (65-2,457)
37.6	Tom Rouen, 1995 (53-1,995)

#### Game (min. 4 punts)

52.8	Horan, vs. L.A. Raiders, 9/26/88 (5-264) (OT)
52.3	Rouen, vs. San Diego, 11/11/01 (6-314)
52.3	Dilts, at Houston, 12/4/77 (4-209)
51.2	Horan, vs. San Diego, 12/16/90 (5-256)
51.0	Colquitt, vs. Cincinnati, 9/18/11 (6-306)
50.6	Colquitt, at Atlanta, 9/17/12 (5-253)
48.8	Colquitt, at Minnesota, 12/4/11 (6-293)
48.3	Prestridge, vs. San Francisco, 9/19/82 (6-290)
48.0	Colquitt, vs. Arizona, 10/5/14 (4-192)
47.0	Norman, vs. Seattle, 11/25/84 (5-235)

### LONGEST PUNT

83	Chris Norman, vs. Kansas City, 9/23/84
78	Bill Van Heusen, vs. Dallas, 12/2/73
76	Tom Rouen, at Oakland, 9/20/98
75	Jim Fraser, vs. Boston, 11/11/62
	Jim Fraser, at Oakland, 10/14/62
73	Bucky Dilts, vs. N.Y. Jets, 11/5/78
72	Bill Van Heusen, vs. Oakland, 10/22/73
	Bob Scarpitto, vs. San Diego, 10/22/67
	Bob Scarpitto, vs. Boston, 9/3/67

## PUNT RETURNS

### MOST PUNT RETURNS

#### Career

248	Rick Upchurch, 1975-83
157	Bill Thompson, 1969-81
128	Deltha O'Neal, 2000-03
112	Glyn Milburn, 1993-95
101	Gerald Willhite, 1982-88
81	Vance Johnson, 1985-91
	Floyd Little, 1967-75
	Eddie Royal, 2008-11
74	Darrien Gordon, 1997-98
63	Trindon Holliday, 2012-13

### Season

51	Rick Upchurch, 1977
44	Chris Watson, 1999
42	Gerald Willhite, 1986
41	Glyn Milburn, 1994
	Wade Manning, 1981
40	Darrien Gordon, 1997
	Glyn Milburn, 1993
39	Rick Upchurch, 1976
37	Rick Upchurch, 1980
36	Rick Upchurch, 1978

#### Game

8	Holliday, at Carolina, 11/11/12
	Upchurch, vs. Baltimore, 10/22/78
	Cosby, vs. Chicago, 12/11/11
7	R. Smith, vs. Kansas City, 10/27/96
	Nattiel, vs. L.A. Raiders, 9/26/88 (OT)
	Willhite, vs. Kansas City, 11/16/86
	Upchurch, vs. San Diego, 11/30/75 (OT)
	Thompson, at Kansas City, 10/6/74
6	13 times (last: Royal, at Kansas City, 12/6/09)

### MOST YARDS ON PUNT RETURNS

#### Career

3,008	Rick Upchurch, 1975-83
1,814	Bill Thompson, 1969-81
1,325	Deltha O'Neal, 2000-03
1,158	Glyn Milburn, 1993-95
1,012	Gerald Willhite, 1982-88
967	Eddie Royal, 2008-11
922	Darrien Gordon, 1997-98
893	Floyd Little, 1967-75
689	Vance Johnson, 1985-91
647	Rod Smith, 1995-2007

#### Season

653	Rick Upchurch, 1977
543	Darrien Gordon, 1997
536	Rick Upchurch, 1976
493	Rick Upchurch, 1978
481	Trindon Holliday, 2012
468	Gerald Willhite, 1986
425	Glyn Milburn, 1993
405	Deltha O'Neal, 2001
379	Darrien Gordon, 1998
	Glyn Milburn, 1994

#### Game

168	Gordon, vs. Carolina, 11/9/97
167	Upchurch, vs. Pittsburgh, 11/6/77
144	Clark, vs. San Diego, 12/27/87
128	Decker, vs. Oakland, 9/12/11
125	Holliday, at Carolina, 11/11/12
	Upchurch, vs. Cleveland, 9/26/76
121	Holliday, at N.Y. Giants, 9/15/13
112	Swanson, at Kansas City, 10/18/87
110	Watson, vs. Seattle, 12/19/99 (OT)
109	Gordon, vs. St. Louis, 9/14/97

### HIGHEST AVERAGE PER PUNT RETURN

#### Career (min. 20 punt returns)

12.46	Darrien Gordon, 1997-98 (74-922)
12.21	Rod Smith, 1995-2007 (53-647)
12.13	Rick Upchurch, 1975-83 (248-3,008)
11.95	Charlie Mitchell, 1963-67 (21-251)
11.94	Eddie Royal, 2008-11 (81-967)
11.89	Gene Mingo, 1960-64 (18-214)
11.73	Al Frazier, 1963-67 (26-305)
11.55	Bill Thompson, 1969-81 (157-1,814)
11.54	Todd Kinchen, 1996 (26-300)
11.02	Floyd Little, 1967-75 (81-893)

## INDIVIDUAL RECORDS — PUNT RETURNS / KICK RETURNS

### HIGHEST AVERAGE PER PUNT RETURN, CONT.

#### Season (min. 10 punt returns)

16.88	Floyd Little, 1967 (16-270)
16.17	Eddie Royal, 2011 (12-194)
16.13	Rick Upchurch, 1982 (15-242)
13.74	Rick Upchurch, 1976 (39-536)
13.69	Rick Upchurch, 1978 (36-493)
13.58	Darrien Gordon, 1977 (40-543)
13.46	Bill Thompson, 1994 (26-350)
13.06	Deltha O'Neal, 2001 (31-405)
12.94	Kevin Clark, 1987 (18-233)
12.83	Al Frazier, 1961 (18-231)

#### MOST PUNTS RETURNED FOR TOUCHDOWN

##### Career

8	Rick Upchurch, 1975-83
3	Darrien Gordon, 1997-98
2	Trindon Holliday, 2012-13
	Eddie Royal, 2008-11
	Deltha O'Neal, 2000-03
	Floyd Little, 1967-75

##### Season

4	Rick Upchurch, 1976
3	Darrien Gordon, 1997
2	Rick Upchurch, 1982

##### Game

2	Gordon, vs. Carolina, 11/9/97 (75 and 82) Upchurch, vs. Cleveland, 9/26/76 (36 and 73)
---	---

#### LONGEST SCORING PUNT RETURN

94	Darrien Gordon, vs. St. Louis, 9/14/97
92	Rick Upchurch, vs. San Diego, 10/3/76
90	Eric Decker, vs. Oakland, 9/12/11
87	Rick Upchurch, vs. Pittsburgh, 11/6/77
86	Deltha O'Neal, at Seattle, 10/14/01
85	Eddie Royal, at San Diego, 11/6/11
83	Omar Bolden, at Indianapolis, 11/8/15
82	Darrien Gordon, vs. Carolina, 11/9/97
81	Trindon Holliday, at N.Y. Giants, 9/15/13
	Steve Watson, vs. Seattle, 12/19/99

#### LONGEST NON-SCORING PUNT RETURN

64	Deltha O'Neal, at San Diego, 10/8/00
60	Bill Thompson, at Baltimore, 11/10/74
59	Bill Thompson, vs. New England, 12/17/72
54	Glyn Milburn, vs. Tampa Bay, 12/26/93
	Charlie Mitchell, at Buffalo, 9/20/64
53	Deltha O'Neal, vs. Indianapolis, 11/24/02
	Rick Upchurch, at Seattle, 10/29/78
	Rick Upchurch, at Kansas City, 9/24/78
	Bill Thompson, at N.Y. Jets, 10/28/73
52	Darrent Williams, at Oakland, 11/13/05
	Floyd Little, vs. N.Y. Jets, 9/21/69

#### ALL PUNT RETURNS FOR TDs (32)

11/8/75	Omar Bolden, at Indianapolis (83 yards)
9/15/13	Trindon Holliday, at N.Y. Giants (81 yards)
11/11/12	Trindon Holliday, at Carolina (76 yards)
11/06/11	Eddie Royal, at Oakland (85 yards)
9/12/11	Eric Decker, vs. Oakland (90 yards)
10/19/09	Eddie Royal, at San Diego (71 yards)
11/19/07	Glenn Martinez, vs. Tennessee (80)
11/16/03	Rod Smith, vs. San Diego (65)
11/3/03	Deltha O'Neal, vs. New England (57)
10/14/01	Deltha O'Neal, at Seattle (86)
12/19/99	Chris Watson, vs. Seattle (81)
11/9/97	Darrien Gordon, vs. Carolina (75)
11/9/97	Darrien Gordon, vs. Carolina (82)
9/14/97	Darrien Gordon, vs. St. Louis (94)
12/27/87	Kevin Clark, vs. San Diego (71)
11/16/86	Gerald Willhite, vs. Kansas City (70)
10/12/86	Mike Harden, at San Diego (41)
9/25/83	Zach Thomas, vs. L.A. Raiders (70)
12/19/82	Rick Upchurch, vs. Kansas City (78)
9/19/82	Rick Upchurch, vs. San Francisco (67)
9/17/78	Rick Upchurch, vs. San Diego (75)
11/6/77	Rick Upchurch, vs. Pittsburgh (87)
10/24/76	Rick Upchurch, at Kansas City (55)
10/3/76	Rick Upchurch, vs. San Diego (92)
9/26/76	Rick Upchurch, vs. Cleveland (36)
9/26/76	Rick Upchurch, vs. Cleveland (73)
12/10/72	Charlie Greer, vs. San Diego (65)
11/17/68	Floyd Little, at Houston (67)
12/3/67	Floyd Little, at N.Y. Jets (72)
11/14/65	Abner Haynes, at Houston (55)
11/15/64	Odell Barry, vs. N.Y. Jets (52)
12/3/61	Al Frazier, vs. Boston (55)
9/9/60	Gene Mingo, at Boston (76)

### KICKOFF RETURNS

#### MOST KICKOFF RETURNS

##### Career

134	Vaughn Hebron, 1996-98
104	Ken Bell, 1986-89
	Floyd Little, 1967-75
96	Glyn Milburn, 1993-95
95	Rick Upchurch, 1975-83
89	Chris Cole, 2000-03
73	Odell Barry, 1964-65
61	Alton Montgomery, 1990-92
	Gene Lang, 1984-87
58	Charlie Mitchell, 1963-67

##### Season

48	Chris Cole, 2001
	Chris Watson, 1999
47	Glyn Milburn, 1995
	Odell Barry, 1964
46	Deltha O'Neal, 2000
	Vaughn Hebron, 1998
45	Vaughn Hebron, 1996
43	Vaughn Hebron, 1997
40	Larry Brunson, 1980
	Rick Upchurch, 1975

##### Game

8	C. Jackson, at San Diego, 12/28/08
	Luke, at Kansas City, 12/19/04
	Kasper, at Kansas City, 10/20/02 (OT)
7	Eight times (last: Decker, at Oakland, 12/19/10)

#### MOST YARDS ON KICKOFF RETURNS

##### Career

3,324	Vaughn Hebron, 1996-98
2,523	Floyd Little, 1967-75
2,355	Rick Upchurch, 1975-83
2,250	Glyn Milburn, 1993-95
2,218	Ken Bell, 1986-89
2,105	Chris Cole, 2000-03
1,856	Odell Barry, 1964-65
1,394	Charlie Mitchell, 1963-67
1,375	Eddie Royal, 2008-11
1,323	Gene Lang, 1984-87

##### Season

1,269	Glyn Milburn, 1995
1,245	Odell Barry, 1964
1,216	Vaughn Hebron, 1998
1,138	Chris Watson, 1999
1,127	Chris Cole, 2001
1,102	Deltha O'Neal, 2000
1,099	Vaughn Hebron, 1996
1,084	Rick Upchurch, 1975
1,009	Vaughn Hebron, 1997
954	Charlie Mitchell, 1963

##### Game

211	Decker, at Arizona, 12/12/10
201	Montgomery, at San Diego, 9/24/72
197	Upchurch, vs. Cleveland, 10/19/75
185	Little, at Miami, 9/17/67
182	Cole, at San Diego, 10/21/01
179	Kasper, at Kansas City, 10/20/02 (OT)
178	Milburn, at Houston, 11/26/95
177	Milburn, vs. San Diego, 11/19/95
165	Kasper, vs. Baltimore, 9/30/01
164	Royal, vs. Miami, 11/2/08

#### HIGHEST AVERAGE PER KICKOFF RETURN

##### Career (min. 40 kickoff returns)

26.28	Abner Haynes, 1965-66 (43-1,130)
25.42	Odell Barry, 1964-65 (73-1,856)
25.13	Bill Thompson, 1969-81 (46-1,156)
25.07	Reuben Droughns, 2002-04 (46-1,153)
24.81	Vaughn Hebron, 1996-98 (134-3,324)
24.79	Rick Upchurch, 1975-83 (95-2,355)
24.70	Omar Bolden, 2012-15 (44-1,085)
24.48	Al Frazier, 1961-63 (44-1,077)
24.26	Floyd Little, 1967-75 (104-2,523)
24.12	Eddie Royal, 2008-11 (57-1,375)

## INDIVIDUAL RECORDS — KICK RETURNS / INTERCEPTIONS

### HIGHEST AVERAGE PER KICKOFF RETURN, CONT.

#### Season (min. 15 kickoff returns)

28.50	Bill Thompson, 1969 (18-513)
28.47	Goldie Sellers, 1966 (19-541)
28.00	Al Frazier, 1961 (18-504)
27.75	Trindon Holliday, 2013 (28-775)
27.10	Rick Upchurch, 1975 (40-1,084)
27.00	Glyn Milburn, 1995 (47-1,269)
26.91	Floyd Little, 1967 (35-942)
26.88	Quan Cosby, 2011 (17-457)
26.50	Abner Haynes, 1965 (34-901)

### MOST KICKOFFS RETURNED FOR TOUCHDOWN

#### Career

2	Trindon Holliday, 2012-13
1	Goldie Sellers, 1966-67
1	Eight Players (last: Cassius Vaughn, 2010)

#### Season

2	Goldie Sellers, 1966
---	----------------------

#### Game

1	12 times (last: Holliday, vs. Philadelphia, 9/29/13)
---	--

### LONGEST SCORING KICKOFF RETURN

105	Trindon Holliday, vs. Philadelphia, 9/29/13
	Trindon Holliday, at Cincinnati, 11/4/12
100	Nemiah Wilson, at Kansas City, 10/8/66
	Goldie Sellers, vs. Houston, 10/2/66
97	Cassius Vaughn, vs. San Diego, 1/2/11
95	Vaughn Hebron, at Miami, 12/21/98
94	Randy Montgomery, at San Diego, 9/24/72
93	Eddie Royal, at San Diego, 10/19/09
90	Charlie Mitchell, at Houston, 9/14/63
	Al Frazier, vs. Boston, 12/3/61

### LONGEST NON-SCORING KICKOFF RETURN

95	Eddie Royal, vs. Miami, 11/2/08
89	Floyd Little, vs. Oakland, 11/10/68
88	Randy Montgomery, at Oakland, 10/22/72
86	Glyn Milburn, vs. San Diego, 11/19/95
83	Adrian Madise, at Green Bay, 12/28/03
77	Lew Scott, vs. Kansas City, 10/23/66
76	Donnie Stone, at San Diego, 10/29/61
75	Kevin Clark, at Minnesota, 11/4/90
71	Steve Watson, vs. N.Y. Jets, 10/3/99
68	Darren Carrington, at Kansas City, 11/12/89
	Al Carmichael, at Buffalo, 9/18/60

### ALL KICKOFF RETURNS FOR TDs (12)

9/29/13	Trindon Holliday, vs. Philadelphia (105)
11/4/12	Trindon Holliday, at Cincinnati (105)
1/2/11	Cassius Vaughn, vs. San Diego (97)
10/19/09	Eddie Royal, at San Diego (93)
10/1/00	Deltha O'Neal, vs. New England (87)
12/21/98	Vaughn Hebron, at Miami (95)
9/24/72	Randy Montgomery, at San Diego (94)
10/8/66	Nemiah Wilson, at Kansas City (100)
10/2/66	Goldie Sellers, vs. Houston (100)
9/3/66	Goldie Sellers, at Houston (88)
9/14/63	Charlie Mitchell, at Houston (90)
12/3/61	Al Frazier, vs. Boston (90)

## INTERCEPTIONS

### MOST INTERCEPTIONS

#### Career

44	Steve Foley, 1976-86
43	Goose Gonsoulin, 1960-66
40	Bill Thompson, 1969-81
34	Champ Bailey, 2004-13
	Tyrone Braxton, 1987-93, 1995-99
33	Mike Harden, 1980-88
30	Dennis Smith, 1981-94
26	Louis Wright, 1975-86
24	Steve Atwater, 1989-98
20	Tom Jackson, 1973-86
20	Randy Gradishar, 1974-83

#### Season

11	Goose Gonsoulin, 1960
10	Champ Bailey, 2006
9	Deltha O'Neal, 2001
	Tyrone Braxton, 1996
	Willie Brown, 1964
8	Champ Bailey, 2005
7	Five times (last: Tom Jackson, 1976)

### Game

4	O'Neal, vs. Kansas City, 10/7/01
	W. Brown, vs. N.Y. Jets, 11/15/64
	Gonsoulin, at Buffalo, 9/18/60
3	Smith, vs. L.A. Raiders, 12/8/85 (OT)
	Wilson, vs. Seattle, 11/20/83
	Foley, vs. San Diego, 9/27/81
	Rizzo, at Oakland, 10/16/77
	Martha, vs. Atlanta, 10/18/70
	Gonsoulin, vs. Kansas City, 10/11/64
2	66 times (last: Moore vs. Indianapolis, 9/7/14)

### MOST INTERCEPTIONS BY A ROOKIE

#### Season

11	Goose Gonsoulin, 1960
7	Phil Nugent, 1961
4	Calvin Jones, 1973
	Charlie Greer, 1968
	Jack Lentz, 1967

#### Game

4	Gonsoulin, at Buffalo, 9/18/60
2	12 times (last: Atwater vs. L.A. Raiders, 9/24/89)

### MOST YARDS ON INTERCEPTION RETURNS

#### Career

784	Bill Thompson, 1969-81
643	Mike Harden, 1980-88
622	Steve Foley, 1976-86
614	Tyrone Braxton, 1987-93, '95-99
542	Goose Gonsoulin, 1960-66
431	Dennis Smith, 1981-94
408	Steve Atwater, 1989-98
360	Louis Wright, 1975-86
340	Tom Jackson, 1973-86
335	Randy Gradishar, 1974-83

#### Season

179	Mike Harden, 1986
162	Champ Bailey, 2006
153	Nemiah Wilson, 1967
144	Chris Harris, 2012
140	Willie Brown, 1964
139	Champ Bailey, 2005
136	Tom Jackson, 1976
133	Bob Zeman, 1962
128	Tyrone Braxton, 1996
	Bernard Jackson, 1978
	Louis Wright, 1977

#### Game

105	Crockett, at Oakland, 9/20/98
98	C. Harris Jr., at Baltimore, 12/16/12
93	Gradishar, at Cleveland, 10/5/80
91	Brown, vs. N.Y. Jets, 11/15/64
80	Da. Williams, at Oakland, 11/13/05
79	Spencer, vs. Seattle, 12/10/00
76	Hayward, at New Orleans, 11/21/04
75	Rodgers-Cromartie, vs. Washington, 10/27/13
74	C. Harris Jr., at Oakland, 10/11/15

### MOST YARDS ON INTERCEPTION RETURNS BY A ROOKIE

#### Season

118	Nemiah Wilson, 1965
108	Darrent Williams, 2005
105	Kevin Clark, 1981
98	Goose Gonsoulin, 1960
92	Bill Thompson, 1969

#### Game

80	Da. Williams, at Oakland, 11/13/05
65	D. Smith, at Chicago, 12/20/81
	Wilson, vs. San Diego, 11/7/65
62	Robbins, at Cleveland, 9/16/84
57	Thompson, vs. Houston, 11/16/69

### HIGHEST INTERCEPTION RETURN AVERAGE

#### Career (min. 10 returns)

25.50	Chris Harris Jr., 2011-15 (12-306)
23.73	Wymon Henderson, 1989-92 (11-261)
19.60	Bill Thompson, 1969-81 (40-784)
19.48	Mike Harden, 1980-88 (33-643)
18.06	Tyrone Braxton, 1987-93, '95-99 (34-614)
17.60	Jim McMillin, 1960-62, '64-65 (10-176)
17.55	Randy Robbins, 1984-91 (11-193)
17.00	Steve Atwater, 1989-98 (24-408)
	Tom Jackson, 1973-86 (20-340)
16.75	Randy Gradishar, 1974-83 (20-335)

### MOST CONSECUTIVE GAMES WITH INTERCEPTION

5	Champ Bailey, 2005 (gms. 9-13)
4	Tyrone Braxton, 1996 (gms. 12-15)
3	Many (last: Bailey, gms. 14-16, 2006)



## INDIVIDUAL RECORDS — INTERCEPTIONS / SAFETIES / FUMBLES

### MOST INTERCEPTIONS RETURNED FOR TOUCHDOWN

#### Career

4	Aqib Talib, 2014-15
	Tyrone Braxton, 1987-93, '95-99
	Mike Harden, 1980-88
3	Six times (last: Chris Harris Jr., 2011-15)

#### Season

2	Aqib Talib, 2015
	Aqib Talib, 2014
	Chris Harris Jr., 2012
	Champ Bailey, 2005
	Deltha O'Neal, 2002
	Jimmy Spencer, 2000
	Mike Harden, 1986
	John Rowser, 1976
	Nemiah Wilson, 1967

#### Game

1	86 times (last: Danny Trevathan, at Chicago, 12/6/15)
---	---

### MOST INTERCEPTIONS RETURNED FOR TOUCHDOWN BY A ROOKIE

#### Season

1	Darrent Williams, 2005
	Randy Robbins, 1984
	George Burrell, 1969
	Bill Thompson, 1969
	John Bramlett, 1965
	Nemiah Wilson, 1965
	John McGeeever, 1962

### LONGEST SCORING INTERCEPTION RETURN

98	Chris Harris Jr., at Baltimore, 12/16/12
93	Randy Gradishar, at Cleveland, 10/5/80
80	Darrent Williams, at Oakland, 11/13/05
	Ray Crockett, at Oakland, 9/20/98
79	Jimmy Spencer, vs. Seattle, 12/10/00
75	Dominique Rodgers-Cromartie, vs. Washington, 10/27/13
74	Chris Harris Jr., at Oakland, 10/11/15
73	Tom Jackson, vs. Baltimore, 11/27/77
70	Champ Bailey, vs. San Francisco, 12/31/06
	Nemiah Wilson, vs. Kansas City, 12/17/67

### LONGEST NON-SCORING INTERCEPTION RETURN

76	Reggie Hayward, at New Orleans, 11/21/04
72	Tyrone Braxton, vs. Oakland, 11/22/98
70	Leroy Moore, at Boston, 11/20/64
68	Steve Atwater, vs. San Diego, 9/12/93
65	Dennis Smith, at Chicago, 12/20/81
	S. Foley (23), lateral to R. Gradishar (10), lateral to L. Wright (32), vs. N.Y. Giants, 11/21/76
	Vaughn Alliston, at Buffalo, 9/18/60
63	Karl Mecklenburg, at Detroit, 10/7/84
59	Louis Wright, vs. Baltimore, 11/27/77
56	Louis Wright, vs. Dallas, 10/5/86

### ALL INTERCEPTION RETURNS FOR TDs (82)

12/6/15	Danny Trevathan at Chicago (25)
10/18/15	Aqib Talib at Cleveland (63)
10/11/15	Chris Harris Jr. at Oakland (74)
9/13/15	Aqib Talib vs. Baltimore (51)
12/22/14	Aqib Talib, at Cincinnati (33)
10/12/14	Aqib Talib, at N.Y. Jets (22)
10/27/13	Dominique Rodgers-Cromartie, vs. Washington (75)
12/16/12	Chris Harris Jr., at Baltimore (98)
12/2/12	Von Miller, vs. Tampa Bay (26)
11/11/12	Tony Carter, at Carolina (40)
10/15/12	Chris Harris Jr., at San Diego (46)
9/9/12	Tracy Porter, vs. Pittsburgh (43)
11/17/11	Andre' Goodman, vs. N.Y. Jets (26)
12/4/11	Mario Haggan, at Minnesota (16)
10/9/11	Cassius Vaughn, vs. San Diego (55)
12/31/06	Champ Bailey, vs. San Francisco (70)
11/19/06	Darrent Williams, vs. San Diego (31)
11/24/05	Champ Bailey, at Dallas (65)
11/13/05	Darrent Williams, at Oakland (80)
9/18/05	Champ Bailey, vs. San Diego (25)
11/28/04	Ellis Johnson, vs. Oakland (32)
11/21/04	Al Wilson, at New Orleans (7)
9/7/03	Ian Gold, at Cincinnati (12)
11/17/02	Deltha O'Neal, at Seattle (22)
10/6/02	Deltha O'Neal, vs. San Diego (28)
10/28/01	Denard Walker, vs. New England (39)
12/10/00	Jimmy Spencer, vs. Seattle (79)

11/19/00	Jimmy Spencer, at Seattle (21)
10/15/00	Billy Jenkins, vs. Cleveland (36)
9/24/00	Ray Crockett, vs. Kansas City (26)
9/4/00	Terrell Buckley, at St. Louis (32)
11/7/99	Bill Romanowski, at San Diego (18)
9/27/98	Darrien Gordon, at Washington (55)
9/20/98	Ray Crockett, at Oakland (80)
11/30/97	Steve Atwater, at San Diego (22)
11/9/97	Tyrone Braxton, vs. Carolina (27)
10/26/97	Keith Traylor, at Buffalo (62)
10/6/97	John Mobley, vs. New England (13)
9/7/97	Darrien Gordon, at Seattle (32)
9/15/96	Tyrone Braxton, vs. Tampa Bay (69)
10/10/93	Mike Croel, at Green Bay (22)
11/8/92	Wymon Henderson, vs. N.Y. Jets (46)
11/17/91	Charles Dimry, at Kansas City (26)
9/1/91	Tyrone Braxton, vs. Cincinnati (52)
11/22/90	Wymon Henderson, at Detroit (49)
9/10/89	Tyrone Braxton, vs. Kansas City (34)
9/10/89	Randy Robbins, vs. Kansas City (18)
12/27/87	Ricky Hunley, vs. San Diego (52)
12/6/87	Mark Haynes, at New England (14)
11/2/86	Mike Harden, at L.A. Raiders (40)
9/21/86	Mike Harden, at Philadelphia (32)
12/1/85	Mike Harden, at Pittsburgh (42)
12/15/84	Steve Foley, at Seattle (40)
10/7/84	Ken Woodard, at Detroit (27)
9/23/84	Mike Harden, vs. Kansas City (45)
9/16/84	Randy Robbins, at Cleveland (62)
11/23/80	Don Latimer, vs. Seattle (15)
10/5/80	Randy Gradishar, at Cleveland (93)
11/5/78	Tom Jackson, vs. N.Y. Jets (28)
11/27/77	Tom Jackson, vs. Baltimore (73)
10/16/77	Louis Wright, at Oakland (18)
11/14/76	Tom Jackson, at San Diego (46)
11/7/76	John Rowser, vs. Tampa Bay (32)
11/7/76	Randy Gradishar, vs. Tampa Bay (31)
9/19/76	John Rowser, vs. N.Y. Jets (41)
9/29/75	Randy Gradishar, vs. Green Bay (44)
10/13/74	Bill Thompson, vs. New Orleans (38)
10/28/73	Leroy Mitchell, at N.Y. Jets (40)
10/14/73	Bill Thompson, at Houston (59)
10/24/71	Fred Forsberg, at Cleveland (40)
12/7/69	George Burrell, at Miami (38)
11/16/69	Bill Thompson, vs. Houston (57)
12/17/67	Nemiah Wilson, vs. Kansas City (70)
10/22/67	Nemiah Wilson, vs. San Diego (40)
9/3/67	Goldie Sellers, vs. Boston (24)
11/14/65	John Bramlett, at Houston (25)
11/7/65	Nemiah Wilson, vs. San Diego (65)
10/17/65	John Griffin, vs. Houston (44)
11/1/64	Tom Janik, at Kansas City (22)
10/6/63	Goose Gonsoulin, vs. San Diego (43)
11/22/62	Jim McMillin, vs. N.Y. Titans (59)
	(48 after lateral from Ed McDaniel)
10/5/62	John McGeeever, vs. Oakland (48)
10/5/62	Goose Gonsoulin, vs. Oakland (64)
9/30/62	Bob Zeman, at N.Y. Titans (30)
10/2/60	Bill Yelverton, vs. Oakland (20)
9/18/60	John Pyeatt, at Buffalo (40)

### SAFETIES

#### MOST SAFETIES

##### Career

3	Rulon Jones, 1980-88
1	21 players (last: Malik Jackson, vs. Green Bay, 11/1/15)

Note: Denver has totaled 10 team safeties

##### Season

1	24 times (last: Malik Jackson, vs. Green Bay, 11/1/15)
---	--

### FUMBLE RETURNS

#### LONGEST SCORING FUMBLE RETURN

88	Bob Swenson, at San Francisco, 11/18/79
86	Louis Wright, at Buffalo, 12/2/79
	(78 after lateral from Randy Gradishar)
80	Bill Thompson, vs. Oakland, 10/22/73
75	Jason Hunter, vs. Kansas City, 11/14/10
69	Bud McFadin, vs. N.Y. Titans, 11/22/62
65	Tony Carter, at San Diego, 10/15/12
64	Dennis Smith, vs. New England, 11/4/84
60	Von Miller, at New England, 11/24/13
54	Robert Ayers, vs. Pittsburgh, 11/9/09
	Michael Brooks, vs. L.A. Raiders, 9/6/92



# INDIVIDUAL RECORDS — RETURNS / SACKS / SCORING

## MISCELLANEOUS RETURNS FOR TOUCHDOWNS (57)

9/17/15	Bradley Roby (F), at Kansas City (21)
12/28/14	Tony Carter (F), vs. Oakland (20)
11/24/13	Von Miller (F), at New England (60)
9/29/13	Steven Johnson (BP), vs. Philadelphia (17)
10/15/12	Tony Carter (F), at San Diego (65)
11/14/10	Jason Hunter (F), vs. Kansas City (75)
12/6/09	André Goodman (F), at Kansas City (30)
11/9/09	Robert Ayers (F), vs. Pittsburgh (54)
11/30/08	Vernon Fox (F), at N.Y. Jets (23)
9/21/08	Nate Webster (F), vs. New Orleans (34)
11/11/07	Nate Webster (F), at Kansas City (17)
10/21/07	Tim Crowder (F), vs. Pittsburgh (50)
9/22/02	Chester McGlockton (F), vs. Buffalo (24)
12/17/00	Jason Suttle (FKO), at Kansas City (0)
11/13/00	Ian Gold (BP), vs. Oakland (12)
9/17/00	Trevor Pryce (F), at Oakland (28)
12/19/99	Glenn Cadrez (F), vs. Seattle (37)
12/21/98	Rod Smith (F), at Miami (0)
11/2/97	Darrius Johnson (FKO), vs. Seattle (6)
9/21/97	Alfred Williams (F), vs. Cincinnati (51)
12/17/95	Ray Crockett (F), at Kansas City (50)
11/21/93	Derek Russell (F), vs. Pittsburgh (0)
9/6/92	Michael Brooks (F), vs. L.A. Raiders (54)
11/24/91	Warren Powers (F), at Seattle (22)
9/23/90	Karl Mecklenburg (E), vs. Seattle (2)
12/16/89	Karl Mecklenburg (F), at Phoenix (23)
11/12/89	Greg Kragen (F), at Kansas City (17)
11/16/86	Andre Townsend (F), vs. Kansas City (7)
9/7/86	Ken Woodard (F), vs. L.A. Raiders (12)
11/17/85	Louis Wright (BFG), vs. San Diego (60)
11/4/84	Dennis Smith (F), vs. New England (64)
10/15/84	Louis Wright (F), vs. Green Bay (27)
10/15/84	Steve Foley (F), vs. Green Bay (22)
10/7/84	Rulon Jones (F), at Detroit (5)
11/13/83	Barney Chavous (F), at L.A. Raiders (0)
9/14/80	Bill Thompson (F), vs. Dallas (32)
12/27/79	Louis Wright (F*), at Buffalo (86)
11/18/79	Bob Swenson (F), at San Francisco (88)
11/11/79	Rob Nairne (BP), vs. New England (22)
11/11/79	Rubin Carter (F), vs. New England (2)
10/14/79	Bill Thompson (F*), at Kansas City (2)
12/3/78	Randy Gradishar (F), at Oakland (30)
11/5/78	Bill Thompson (F), vs. N.Y. Jets (4)
11/7/76	Randy Polt (F*), vs. Tampa Bay (26)
9/26/76	Calvin Jones (F), vs. Cleveland (43)
11/23/75	Paul Smith (F), at Atlanta (38)
9/21/75	Jack Dolbin (F), vs. Kansas City (2)
10/22/73	Bill Thompson (F), vs. Oakland (80)
12/27/66	John Bramlett (BFG), vs. San Diego (86)
10/17/65	John Griffin (BP), vs. Houston (10)
9/24/65	John Bramlett (F), at Boston (0)
11/8/64	Jim McMillin (F), vs. San Diego (0)
11/1/64	Ed Cooke (F), at Kansas City (46)
10/13/63	Bud McFadin (F), vs. Houston (6)
12/9/62	Jim McMillin (F), at Dallas (9)
11/22/62	Bud McFadin (F), vs. N.Y. Titans (69)
12/10/61	Charles Gavin (BP), at Dallas (23)

F—fumble; FKO—fumble on kickoff; BP—blocked punt; BFG—blocked field goal; \*lateral from Gradishar; \*\*lateral from Swenson; \*\*\*lateral from Swenson.

## SACKS

NOTE: SACKS BECAME AN OFFICIAL STATISTIC TRACKED BY THE NFL IN 1982. BRONCOS SACK TOTALS BEFORE 1982 DERIVED FROM PLAY-BY-PLAY ANALYSIS.

## Most Sacks

### Career

97.5	Simon Fletcher, 1985-95
79.0	Karl Mecklenburg, 1983-94
75.0	Barney Chavous, 1973-85
73.5	Rulon Jones, 1980-88
64.5	Lyle Alzado, 1971-78
64.0	Trevor Pryce, 1997-2005
63.5	Elvis Dumervil, 2006-12
60.0	Von Miller, 2011-15
55.5	Paul Smith, 1968-78
44.0	Tom Jackson, 1973-86

### Season

18.5	Von Miller, 2012
17.0	Elvis Dumervil, 2009
16.0	Simon Fletcher, 1992
14.0	Von Miller, 2014
13.5	Simon Fletcher, 1993
	Simon Fletcher, 1991
	Rulon Jones, 1986

## Game

4	Elvis Dumervil, vs. Cleveland, 9/20/09
	Simon Fletcher, at San Diego, 11/11/90
	Karl Mecklenburg, at Pittsburgh, 12/1/85
	Karl Mecklenburg, vs. New Orleans, 9/15/85
	Barney Chavous, at Seattle, 12/21/80
	Dave Costa, at Buffalo, 9/7/70
	Rich Jackson, at Cincinnati, 10/19/69

## Most Sacks by a Rookie

### Season

11.5	Von Miller, 2011
	Rulon Jones, 1980
10.0	Mike Croel, 1991
8.5	Elvis Dumervil, 2006
8.0	Lyle Alzado, 1971

### Game

3.0	Dumervil, at Cleveland, 10/22/06
	Jones, vs. Oakland, 12/14/80
2.0	Seven times (last: Miller, at Green Bay, 10/2/11)

## Most Multi-Sack Games

### Career

20	Elvis Dumervil, 2006-12
	Simon Fletcher, 1985-95
16	Barney Chavous, 1973-85
15	Paul Smith, 1968-78
14	Von Miller, 2011-15
13	Lyle Alzado, 1971-78
12	Trevor Pryce, 1997-05
11	Karl Mecklenburg, 1983-94
	Rulon Jones, 1980-88
10	Rich Jackson, 1967-72
9	Dave Costa, 1967-71

## Most Consecutive Games with Sack

*10	Simon Fletcher (games 10-16, 1992; games 1-3, '93)
8	Simon Fletcher (games 9-16, 1991)
7	Lyle Alzado (games 9-14, 1984; game 1, '85)
6	Von Miller (games 8-13, 2012)
	Von Miller (games 2-7, 2014)
	Elvis Dumervil (games 10-15, 2011)
	Rulon Jones (games 3-8, 1986)
	Rulon Jones (games 4-9, 1985)
	Barney Chavous (games 7-12, 1974)

\*—NFL Record (tie)

## SCORING

## Most Touchdowns Scored

### Career

71	Rod Smith, 1995-2007 (1 rush, 68 rec., 2 ret.)
65	Terrell Davis, 1995-2002 (60 rush, 5 rec.)
55	Shannon Sharpe, 1990-98, '02-03 (55 rec.)
54	Floyd Little, 1967-75 (43 rush, 9 rec., 2 ret.)
48	Sammy Winder, 1982-90 (39 rush, 9 rec.)
47	Demaryius Thomas, 2010-15 (47 rec.)
46	Ed McCaffrey, 1995-2003 (46 rec.)
45	Haven Moses, 1972-81 (1 rush, 44 rec.)
44	Riley Odoms, 1972-83 (2 rush, 41 rec., 1 ret.)
	Lionel Taylor, 1960-66 (44 rec.)

### Season

23	Terrell Davis, 1998 (21 rush, 2 rec.)
17	Clinton Portis, 2002 (15 rush, 2 rec.)
15	Mike Anderson, 2000 (15 rush)
	Terrell Davis, 1997 (15 rush)
	Terrell Davis, 1996 (13 rush, 2 rec.)
14	Demaryius Thomas, 2013 (14 rec.)
	Clinton Portis, 2003 (14 rush)
	Anthony Miller, 1995 (14 rec.)
13	Sammy Winder, 1986 (9 rush, 5 rec.)
	Six times (last: Moreno, 2013)

### Game

5	Portis, vs. Kansas City, 12/7/03
4	Decker, at Kansas City, 12/1/13
	Portis, vs. Kansas City, 12/15/02
	Anderson, at New Orleans, 12/3/00
3	35 times (last: C. Anderson, vs. Oak., 12/18/14)

## Most TDs Scored by a Rookie

### Season

17	Clinton Portis, 2002 (15 rush, 2 rec.)
15	Mike Anderson, 2000 (15 rush)
10	Jon Keyworth, 1974 (10 rush)
9	Knowshon Moreno, 2009 (7 rush, 2 rec.)
8	Mike Bell, 2006 (8 rush)
	Terrell Davis, 1995 (7 rush, 1 rec.)
	Bobby Humphrey, 1989 (7 rush, 1 rec.)

## INDIVIDUAL RECORDS — SCORING / KICKING

### Game

4	Portis, vs. Kansas City, 12/15/02 (3 rush, 1 rec.)
	Anderson, at New Orleans, 12/3/00 (4 rush)
3	Davis, vs. Washington, 9/17/95 (2 rush, 1 rec.)
	Keyworth, vs. Kansas City, 11/18/74 (3 rush)
2	Many times (last: M. Ball, vs. Kansas City, 11/17/13)

### MOST CONSECUTIVE GAMES SCORING, NON-KICKER

8	Terrell Davis, 1998
6	Wes Welker, 2013
	Terrell Davis, 1997-98
	Vance Johnson, 1987
	Floyd Little, 1972
	Al Denson, 1969
	Lionel Taylor, 1960-61

### MOST POINTS SCORED

#### Career

1,786	Jason Elam, 1993-2007
742	Jim Turner, 1971-79
682	Matt Prater, 2007-13
655	Rich Karlis, 1982-88
429	David Treadwell, 1989-92
428	Rod Smith, 1995-2007
408	Gene Mingo, 1960-64
396	Terrell Davis, 1995-2002
336	Shannon Sharpe, 1990-98, '02-03
324	Floyd Little, 1967-75

#### Season

150	Matt Prater, 2013
138	Terrell Davis, 1998
137	Gene Mingo, 1962
133	Matt Prater, 2012
132	Jason Elam, 1995
129	Jason Elam, 2004
127	Jason Elam, 1998
125	Brandon McManus, 2015
124	Jason Elam, 2001
	Jason Elam, 1997

#### Game

30	Portis, vs. Kansas City, 12/7/03
24	Decker, at Kansas City, 12/1/13
	Portis, vs. Kansas City, 12/15/02
	Anderson, at New Orleans, 12/3/00
21	Mingo, at L.A. Chargers, 12/10/60
20	Scarpitto, at Buffalo, 12/18/66
	Mingo, vs. San Diego, 10/6/63
19	Mingo, vs. Oakland, 10/5/62
18	39 times (last: C. Anderson, vs. Oak., 12/18/14)

### MOST POINTS SCORED BY A ROOKIE

#### Season

123	Gene Mingo, 1960
120	David Treadwell, 1989
119	Jason Elam, 1993
102	Clinton Portis, 2002
92	Mike Anderson, 2000

#### Game

24	Portis, vs. Kansas City, 12/15/02
	Anderson, at New Orleans, 12/3/00
21	Mingo, at L.A. Chargers, 12/10/60
18	Davis, vs. Washington, 9/17/95
	Keyworth, vs. Kansas City, 11/18/74

## KICKING

### MOST PAT ATTEMPTS

#### Career

604	Jason Elam, 1993-2007
301	Jim Turner, 1971-79
261	Matt Prater, 2007-13
254	Rich Karlis, 1982-88
136	David Treadwell, 1989-92
126	Gene Mingo, 1960-64
95	Bobby Howfield, 1968-70
77	Brandon McManus, 2014-15
70	Fred Steinfert, 1979-81
58	Gary Kroner, 1965-67

### Season

75	Matt Prater, 2013
58	Jason Elam, 1998
55	Matt Prater, 2012
49	Jason Elam, 2000
46	Jason Elam, 1997
	Jason Elam, 1996
45	Rich Karlis, 1986
44	Jason Elam, 2005
	Rich Karlis, 1985
43	Jason Elam, 2002

#### Game

7	Prater, vs. Philadelphia, 9/29/13
	Prater, vs. Baltimore, 9/5/13
	Prater, vs. Kansas City, 11/14/10
	Elam, vs. Philadelphia, 10/30/05
6	16 times (last: McManus, vs. S.F., 10/19/14)

### MOST PATS MADE

#### Career

601	Jason Elam, 1993-2007
283	Jim Turner, 1971-79
259	Matt Prater, 2007-13
244	Rich Karlis, 1982-88
132	David Treadwell, 1989-92
120	Gene Mingo, 1960-64
93	Bobby Howfield, 1968-70
76	Brandon McManus, 2014
68	Fred Steinfert, 1979-81
57	Gary Kroner, 1965-67

#### Season

75	Matt Prater, 2013
58	Jason Elam, 1998
55	Matt Prater, 2012
49	Jason Elam, 2000
46	Jason Elam, 1997
	Jason Elam, 1996
44	Rich Karlis, 1986
43	Jason Elam, 2005
42	Jason Elam, 2004
	Jason Elam, 2002

#### Game

7	Prater, vs. Philadelphia, 9/29/13
	Prater, vs. Baltimore, 9/5/13
	Prater, vs. Kansas City, 11/14/10
	Elam, vs. Philadelphia, 10/30/05
6	14 times (last: McManus, vs. S.F., 10/19/14)

### MOST PATS MADE BY A ROOKIE

#### Season

41	Jason Elam, 1993
39	David Treadwell, 1989
33	Gene Mingo, 1960
30	Bobby Howfield, 1968
18	Bob Humphreys, 1967

### HIGHEST PAT PERCENTAGE

#### Career (min. 30 attempts)

.995	Jason Elam, 1993-2007 (601-604)
.992	Matt Prater, 2007-13 (259-261)
.987	Brandon McManus, 2014-15 (76-77)
.983	Gary Kroner, 1965-67 (57-58)
.979	Bobby Howfield, 1968-70 (93-95)
.971	Fred Steinfert, 1979-81 (68-70)
.971	David Treadwell, 1989-92 (132-136)
.961	Rich Karlis, 1982-88 (244-254)
.952	Gene Mingo, 1960-64 (120-126)

#### Season (min. 14 attempts)

1.000	27 times (last: B. McManus, 2014 (41-41))
-------	---

### MOST CONSECUTIVE PATS MADE

371	Jason Elam (9th gm. in '93 - 11th '02)
131	Jason Elam (11th gm. in '02 - 13th '05)
96	Matt Prater (9th gm. in '10 - 16th '12)
82	Rich Karlis (5th gm. '86 - 9th '88)
	Jim Turner (1st gm. '71 - 9th '73)

## INDIVIDUAL RECORDS — KICKING / SCORING

### MOST FIELD GOALS ATTEMPTED

#### Career

490	Jason Elam, 1993-2007
232	Jim Turner, 1971-79
193	Rich Karlis, 1982-88
170	Matt Prater, 2007-13
127	David Treadwell, 1989-92
118	Gene Mingo, 1960-64
79	Bobby Howfield, 1968-70
64	Fred Steinfort, 1979-81
56	Gary Kroner, 1965-67
48	Brandon McManus, 2014-15

#### Season

39	Gene Mingo, 1962
38	Jason Elam, 1995
	Rich Karlis, 1985
	Jim Turner, 1971
37	Jason Elam, 1994

#### Game

7	Karlis, at San Diego, 10/2/88
	Mingo, vs. San Diego, 10/6/63
6	Elam, at Kansas City, 11/16/97
	Elam, vs. Buffalo, 9/3/95
	Steinfort, vs. Oakland, 9/6/81
	Kroner, vs. Houston, 10/2/66
	Guesman, vs. Oakland, 11/29/64
5	22 times (last: McManus, vs. Oakland, 12/13/15)

### MOST FIELD GOALS MADE

#### Career

395	Jason Elam, 1993-2007
151	Jim Turner, 1971-79
141	Matt Prater, 2007-13
137	Rich Karlis, 1982-88
99	David Treadwell, 1989-92
72	Gene Mingo, 1960-64
43	Fred Steinfort, 1979-81
40	Bobby Howfield, 1968-70
39	Brandon McManus, 2014-15
29	Gary Kroner, 1965-67

#### Season

31	Jason Elam, 2001
	Jason Elam, 1995
30	Brandon McManus, 2015
	Matt Prater, 2009
	Jason Elam, 1994
29	Jason Elam, 2004
	Jason Elam, 1999
27	Jason Elam, 2007
	Jason Elam, 2006
	Jason Elam, 2003
	David Treadwell, 1991
	David Treadwell, 1989
	Gene Mingo, 1962

#### Game

5	Barth, vs. San Diego, 12/14/14
	Barth, at Kansas City, 11/30/14
	Elam, vs. Miami, 10/13/02
	Elam, at Kansas City, 11/16/97
	Elam, vs. Buffalo, 9/3/95
	Karlis, vs. Seattle, 11/20/83
	Mingo, vs. San Diego, 10/6/63
4	31 times (last: McManus, vs. Oakland, 12/13/15)

### MOST FIELD GOALS MADE BY A ROOKIE

#### Season

27	David Treadwell, 1989
26	Jason Elam, 1993
18	Gene Mingo, 1960
11	Rich Karlis, 1982
9	Bobby Howfield, 1968

#### Game

4	Elam, at N.Y. Jets, 9/5/93
	Treadwell, at Buffalo, 9/18/89
	Mingo, at L.A. Chargers, 12/10/60
	Mingo, vs. L.A. Chargers, 10/16/60
3	Five times (last: Elam, at L.A. Raiders, 1/2/94)

### HIGHEST FIELD GOAL PERCENTAGE

#### Career (min. 20 attempts)

.829	Matt Prater, 2007-13 (141-170)
.813	Brandon McManus, 2014-15 (39-48)
.806	Jason Elam, 1993-2007 (395-490)
.780	David Treadwell, 1989-92 (99-127)
.710	Rich Karlis, 1982-88 (137-193)
.672	Fred Steinfort, 1979-81 (43-64)
.651	Jim Turner, 1971-79 (151-232)
.610	Gene Mingo, 1960-64 (72-118)
.518	Gary Kroner, 1965-67 (29-56)
.506	Bobby Howfield, 1968-70 (40-79)

#### Season (min. 10 attempts)

.962	Matt Prater, 2013 (25-26)
.938	Connor Barth, 2014 (15-16)
.931	Jason Elam, 2006 (27-29)
.889	Matt Prater, 2010 (16-18)
.871	Jason Elam, 2007 (27-31)
	Jason Elam, 2003 (27-31)
.861	Jason Elam, 2001 (31-36)
.857	Matt Prater, 2009 (30-35)
	Brandon McManus, 2015 (30-35)
.853	Jason Elam, 2004 (29-34)

### HIGHEST FIELD GOAL PERCENTAGE BY A ROOKIE

#### Season (min. 15 attempts)

.818	David Treadwell, 1989 (27-33)
.743	Jason Elam, 1993 (26-35)
.643	Gene Mingo, 1960 (18-28)
.500	Bobby Howfield, 1968 (9-18)
.467	Bob Humphreys, 1967 (7-15)

### LONGEST FIELD GOALS

*64	Matt Prater, vs. Tennessee, 12/8/13
63	Jason Elam, vs. Jacksonville, 10/25/98
59	Matt Prater, vs. Chicago, 12/11/12
59	Matt Prater, vs. New York Jets, 10/17/10
57	Brandon McManus, vs. Baltimore, 9/13/15
	Fred Steinfort, vs. Washington, 10/13/80
56	Brandon McManus, vs. Baltimore, 9/13/15
	Matt Prater, at Kansas City, 9/28/08
	Jason Elam, at Houston, 11/26/95
55	Matt Prater, vs. Tampa Bay, 10/5/08
	Jason Elam, vs. Miami, 10/13/02
	Jason Elam, at San Diego, 11/7/99
	Fred Steinfort, at Seattle, 12/21/80
	Fred Steinfort, vs. Dallas, 9/14/80

\* - NFL record

### MOST CONSECUTIVE GAMES WITH FIELD GOAL

18	Jason Elam (1st in '06 - 2nd in '07)
16	Jason Elam (12th in '02 - 11th in '03)
15	Matt Prater (last 9 in '09 - first 6 in '10)
	Rich Karlis (13th in '84 - 11th in '85)
13	Jason Elam (6th in '01 - 2nd in '02)

### MOST CONSECUTIVE FIELD GOALS MADE

19	Jason Elam (last 17 in '06 - first 2 in '07)
	Jason Elam (last 1 in '97 - first 18 in '98)
18	Matt Prater (last 8 in '09 - first 6 in '10)
16	Matt Prater (last 2 in '12 - first 10 in '13)
15	Jason Elam (last 15 in '07)

### MOST CONSECUTIVE GAMES SCORING

236	Jason Elam, 1993-2007
92	Matt Prater, 2008-13
69	Rich Karlis, 1984-88

## TEAM RECORDS — WINNING TRADITION / STREAKS

### WINNING TRADITION

#### SUPER BOWL WINS

3 1997 (XXXII), 1998 (XXXIII), 2015 (50)

#### AMERICAN FOOTBALL CONFERENCE CHAMPIONSHIPS

8 1977, 1986, 1987, 1989, 1997, 1998, 2013, 2015

#### AFC WESTERN DIVISION TITLES

15 1977, 1978, 1984, 1986, 1987, 1989, 1991, 1996, 1998, 2005, 2011, 2012, 2013, 2014, 2015

#### PLAYOFF BERTHS

22 1977, 1978, 1979, 1983, 1984, 1986, 1987, 1989, 1991, 1993, 1996, 1997, 1998, 2000, 2003, 2004, 2005, 2011, 2012, 2013, 2014, 2015

#### WINNING SEASONS

28 1973, 1974, 1976, 1977, 1978, 1979, 1981, 1983, 1984, 1985, 1986, 1987, 1989, 1991, 1993, 1996, 1997, 1998, 2000, 2002, 2003, 2004, 2005, 2006, 2012, 2013, 2014, 2015

### STREAKS

#### MOST WINS, ONE SEASON

14 1998  
13 2013  
2012  
2005  
1996  
1984  
12 2015  
2014  
1997  
1991  
1977

#### MOST CONSECUTIVE WINS

17 2012-13 (last 11 of '12, first 6 of '13)  
14 1997-98 (last one of '97, first 13 of '98)  
10 1984 (games 3-12)  
9 1996 (games 5-13)  
8 2014-2015 (last two of '14, first seven of '15)  
1985-1986 (last two of '85, first six of '86)  
1976-1977 (last two of '76, first six of '77)

#### MOST CONSECUTIVE GAMES WITHOUT LOSS

17 2012-13 (last 11 of '12, first 6 of '13)  
14 1997-98 (last one of '97, first 13 of '98)  
10 1984 (games 3-12)  
9 1996 (games 5-13)  
8 2014-2015 (last one of '14, first seven of '15)  
1985-86 (last two of '85, first six of '86)  
1976-77 (last two of '76, first six of '77)  
7 1973 (games 5-11)

#### MOST CONSECUTIVE LOSSES

11 11/3/63 through 10/4/64  
9 9/10/67 through 11/12/67  
7 11/21/65 through 9/25/66  
11/11/62 through 9/14/63  
10/29/61 through 12/10/61

#### MOST CONSECUTIVE GAMES WITHOUT WIN

14 10/13/63 through 10/4/64  
9 9/10/67 through 11/12/67  
8 11/29/70 through 10/10/71  
10/30/60 through 12/17/60  
7 11/11/62 through 9/14/63  
10/29/61 through 12/10/61

#### MOST CONSECUTIVE HOME WINS

24 9/1/96 through 12/27/98  
13 9/30/12 through 12/8/13  
12/12/04 through 10/15/06  
12 10/16/83 through 11/18/84  
11 9/7/14 through 11/1/15  
9 10/16/88 through 10/15/89  
8 12/1/91 through 11/15/92  
9/6/81 through 12/13/81

#### MOST CONSECUTIVE HOME LOSSES

7 9/24/67 through 9/29/68  
6 10/13/63 through 10/4/64  
5 11/21/82 through 9/25/83  
11/7/65 through 9/25/66  
10/28/62 through 9/7/63

#### MOST CONSECUTIVE HOME GAMES WITHOUT WIN

7 11/1/70 through 10/10/71  
9/24/67 through 9/29/68  
6 10/13/63 through 10/4/64  
5 11/21/82 through 9/25/83  
11/7/65 through 9/25/66  
10/28/62 through 9/7/63

#### MOST CONSECUTIVE ROAD WINS

8 10/15/12 through 10/6/13  
7 12/12/76 through 12/4/77  
6 9/20/98 through 11/29/98  
5 10/23/11 through 12/4/11  
12/1/85 through 10/12/86  
9/16/84 through 11/1/84  
4 9/17/15 through 10/18/15  
9/24/06 through 11/12/06  
9/29/96 through 11/24/96

#### MOST CONSECUTIVE ROAD LOSSES

12 11/9/63 through 9/11/65  
6 Six times (last: 10/10/10 through 12/19/10)

#### MOST CONSECUTIVE ROAD GAMES WITHOUT WIN

17 12/2/62 through 9/11/65  
6 Six times (last: 10/10/10 through 12/19/10)

#### MOST CONSECUTIVE POSTSEASON WINS

7 12/27/97 through 1/31/99  
3 1/17/15 through present

#### MOST CONSECUTIVE POSTSEASON LOSSES

5 1/15/78 through 12/30/84  
3 12/31/00 through 1/9/05  
1/12/92 through 1/4/97

#### MOST CONSECUTIVE POSTSEASON HOME WINS

6 1/4/87 through 1/4/92  
4 12/27/97 through 1/14/06

#### MOST CONSECUTIVE POSTSEASON HOME LOSSES

1 Five times (last: vs. Indianapolis, 1/11/15)

#### MOST CONSECUTIVE POSTSEASON ROAD WINS

2 1/4/98 through 1/11/98

#### MOST CONSECUTIVE POSTSEASON ROAD LOSSES

4 12/31/00 through 1/14/12  
3 12/30/78 through 12/24/83

#### MOST CONSECUTIVE PRESEASON WINS

9 8/22/81 through 8/20/83  
7 8/14/76 through 8/20/77  
6 9/4/99 through 8/11/01

#### MOST CONSECUTIVE PRESEASON LOSSES

6 8/17/68 through 8/16/69  
8/5/60 through 8/12/61  
5 8/21/65 through 8/12/66  
8/25/61 through 8/18/62

#### MOST CONSECUTIVE PRESEASON HOME WINS

10 7/26/97 through 8/31/01  
6 8/22/81 through 8/20/83

#### MOST CONSECUTIVE PRESEASON HOME LOSSES

4 8/7/65 through 8/28/66  
3 8/17/68 through 8/16/69

#### MOST CONSECUTIVE PRESEASON ROAD WINS

4 8/17/14 through present  
8/10/02 through 8/16/03  
9/2/77 through 8/19/78

#### MOST CONSECUTIVE PRESEASON ROAD LOSSES

7 8/25/90 through 8/16/93  
6 8/30/68 through 8/29/70  
8/5/60 through 8/12/61

## TEAM RECORDS — SCORING / KICKING / OFFENSE

### SCORING

#### MOST POINTS SCORED

##### Season

*606	2013
501	1998
485	2000
482	2014
481	2012
472	1997
395	2005
392	2002
391	1996
388	1995

\* - NFL record

##### Game

52	vs. Philadelphia, 9/29/13
51	vs. Tennessee, 12/8/13
	at Dallas, 10/6/13
50	vs. San Diego, 10/6/63
49	vs. Baltimore, 9/5/13
	vs. Kansas City, 11/14/10
	vs. Philadelphia, 10/30/05
48	vs. Tampa Bay, 11/7/76
	at Houston, 10/14/73
47	vs. Oakland, 12/28/14

#### LARGEST MARGIN OF VICTORY

43	vs. N.Y. Jets, 9/19/76 (46-3)
37	at Phoenix, 12/16/89 (37-0)
	vs. Oakland, 10/5/62 (44-7)
35	vs. Kansas City, 12/30/12 (38-3)
	vs. San Diego, 12/21/97 (38-3)
	vs. New England, 11/11/79 (45-10)
	vs. Tampa Bay, 11/7/76 (48-13)
34	vs. Kansas City, 12/9/07 (41-7)
	vs. Cleveland, 10/15/00 (44-10)
	vs. Carolina, 11/9/97 (34-0)
	at New England, 10/8/95 (37-3)
	vs. Detroit, 11/1/87 (34-0)

#### MOST POINTS, ONE HALF

38	vs. Washington, 10/27/13 (second)
	vs. Seattle, 11/26/89 (first)
	vs. New England, 11/11/79 (first)
	vs. Tampa Bay, 11/7/76 (second)
35	vs. Baltimore, 9/5/13 (second)
	at San Diego, 10/15/12 (second)
	vs. Kansas City, 11/14/10 (first)
	vs. Philadelphia, 10/4/98 (first)
	vs. Dallas, 9/13/98 (first)
	vs. Minnesota, 11/18/84 (first)

#### MOST POINTS, ONE QUARTER

31	vs. Washington, 10/27/13 (fourth)
28	vs. Philadelphia, 10/4/98 (first)
26	at N.Y. Jets, 12/3/67 (second)
24	10 times (last: vs. San Diego, 9/14/08 (second))

#### MOST TOUCHDOWNS SCORED

##### Season

*76	2013
62	1998
58	2000, 2014
57	2012
55	1997
47	1996
46	2005
45	2002, 1987, 1986, 1985

\* - NFL record

##### Game

7	vs. Philadelphia, 9/29/13
	vs. Baltimore, 9/5/13
	vs. Kansas City, 11/14/10
	vs. Philadelphia, 10/30/05
6	15 times (last: vs. San Francisco, 12/19/14)

#### FEWEST POINTS SCORED

##### Season

148	1982 (players' strike; nine-game season)
196	1966
203	1971
240	1964
251	1961
253	1970
254	1975
255	1968
256	1967
262	1992

#### Game (times Denver shut out: 9)

0	at L.A. Raiders (24-0), 11/22/92
	at Philadelphia (30-0), 9/20/92
	at New Orleans (42-0), 11/20/88
	at Chicago (27-0), 9/9/84
	at San Diego (23-0), 10/8/78
	at San Diego (17-0), 12/15/74
	at Kansas City (16-0), 12/6/70
	at Oakland (51-0), 9/10/67
	at San Diego (37-0), 10/29/61
2	at Kansas City (34-2), 9/22/68

#### LARGEST MARGIN OF DEFEAT

52	vs. Kansas City, 9/7/63 (59-7)
51	at Oakland, 9/10/67 (51-0)
46	vs. Kansas City, 10/23/66 (56-10)
45	vs. Oakland 10/24/10 (59-14)
43	at Kansas City, 10/29/67 (52-9)

### KICKING

#### MOST FIELD GOALS MADE

##### Season

31	2001, 1995
30	2015, 2009, 1994
29	2004, 1999
28	2003, 1997
27	2007, 2006, 1991, 1989, 1962

##### Game

5	Six times (last: at San Diego, 12/14/14)
4	32 times (last: vs. Oakland, 12/13/15)

#### HIGHEST PERCENTAGE ON PAT ATTEMPTS

1.000	23 times (last: 2014, 56 of 56)
-------	---------------------------------

### TOTAL OFFENSE

#### MOST TOTAL PLAYS

##### Season

1,156	2013
1,152	1985
1,115	2000
1,092	1996
1,090	2012
1,077	1988
1,071	1989
1,070	2004
	1987
1,068	1997

##### Game

95	at Green Bay (at Milwaukee), 9/20/87 (OT)
91	vs. Tennessee, 12/8/13
88	at Seattle, 10/29/78 (OT)
86	at New England, 11/24/13 (OT)
	at Chicago, 12/12/76
	vs. San Diego, 11/30/75 (OT)
84	vs. Oakland, 10/16/95
	at Kansas City, 12/4/94 (OT)
	at L.A. Raiders, 10/28/84 (OT)
	vs. Boston, 12/3/61

## TEAM RECORDS — OFFENSE / RUSHING

### MOST YARDS TOTAL OFFENSE

Season	
7,317	2013 (1,873 rush/5,444 pass)
6,554	2000 (2,311/4,243)
6,446	2014 (1,785/4,661)
6,366	2012 (1,832/4,534)
6,333	2008 (1,862/4,471)
6,332	2004 (2,333/3,999)
6,092	1998 (2,468/3,624)
6,090	2002 (2,266/3,824)
6,040	1995 (1,995/4,045)
5,872	1997 (2,378/3,494)

### Game

568	vs. Arizona, 10/5/14 (92 rush/476 pass)
567	vs. Atlanta, 10/31/04 (68/499)
564	at Cleveland, 11/6/08 (123/441)
	vs. Philadelphia, 10/30/05 (255/309)
551	vs. Tennessee, 12/8/13 (154/397)
548	vs. Baltimore, 10/20/96 (222/326)
543	vs. N.Y. Jets, 9/19/76 (251/292)
538	at Seattle, 11/26/00 (301/237)
536	vs. Oakland, 9/23/13 (164/372)
	vs. San Diego, 11/19/00 (93/433)

### HIGHEST AVERAGE GAIN PER PLAY

Season	
6.33	2013 (1,156-7,317)
6.21	2008 (1,019-6,333)
6.04	2014 (1,067-6,446)
5.92	2004 (1,070-6,332)
5.88	2000 (1,115-6,554)
5.85	1998 (1,041-6,092)
5.84	2012 (1,090-6,366)
5.76	2002 (1,057-6,090)
5.70	1995 (1,060-6,040)
5.68	2007 (976-5,541)

### Game

9.53	vs. Dallas, 9/13/98 (54-515)
8.33	vs. Kansas City, 12/7/03 (61-508)
8.11	at Kansas City, 12/1/13 (66-535)
7.94	at Cleveland, 11/6/08 (71-564)
7.93	vs. Green Bay, 11/1/15 (63-500)
7.83	vs. Philadelphia, 10/30/05 (72-564)
7.77	vs. New England, 12/17/72 (62-482)
7.76	vs. Arizona, 12/29/02 (58-450)
7.73	vs. Kansas City, 9/21/75 (55-425)
	vs. San Diego, 1/3/16 (65-503)

### FEWEST YARDS TOTAL OFFENSE

Season	
2,837	1982 (players' strike; nine-game season) (1,018 rush/1,819 pass)
2,947	1967 (1,265/1,682)
3,168	1966 (1,173/1,995)
3,332	1964 (1,311/2,021)
3,811	1961 (1,091/2,720)
3,827	1970 (1,802/2,025)
3,906	1977 (2,043/1,863)
3,971	1968 (1,614/2,357)
3,995	1963 (1,508/2,487)
4,136	1976 (1,932/2,204)

### Game

-5	at Oakland, 9/10/67 (48 rush/-53 pass)
26	at Houston, 9/3/66 (33/-7)
82	at Philadelphia, 9/20/92 (52/30)
128	at Washington, 10/12/92 (26/102)
130	at Chicago, 9/9/84 (53/77)
131	vs. Buffalo, 12/13/64 (47/84)
132	vs. Boston, 10/4/64 (53/79)
139	at Pittsburgh, 9/4/83 (138/1)
148	at Kansas City, 12/6/70 (76/72)
152	vs. Oakland, 9/3/78 (144/8)

### RUSHING

#### MOST RUSHES

Season	
601	1978
554	1989
546	2011
543	2003
542	2005
534	2004
525	1998
	1996
	1979
523	1977

#### Game

60	vs. San Diego, 11/30/75 (OT)
59	at Kansas City, 9/24/78 (OT)
	at Chicago, 12/12/76
57	at Seattle, 10/29/78 (OT)
	at Cleveland, 10/24/71
55	at Kansas City, 11/13/11
	vs. San Diego, 10/17/71
54	at Indianapolis, 12/21/03
53	at Kansas City, 11/20/77
51	at San Diego, 11/27/11
	at Oakland, 10/17/04
	vs. Green Bay, 10/17/99

#### MOST YARDS RUSHING

Season	
2,632	2011
2,629	2003
2,539	2005
2,468	1998
2,451	1978
2,378	1997
2,362	1996
2,333	2004
2,311	2000
2,266	2002

#### Game

356	at Chicago, 12/12/76
328	vs. San Diego, 11/30/75 (OT)
301	at Seattle, 11/26/00
299	at Oakland, 11/6/11
292	at Oakland, 11/24/74
283	at New Orleans, 12/3/00
280	at New England, 11/24/13
	at Cleveland, 10/24/71
278	at Seattle, 10/29/78 (OT)
272	at Cincinnati, 10/19/69

#### HIGHEST AVERAGE GAIN PER RUSH

Season	
4.96	2002 (457-2,266)
4.84	2003 (543-2,629)
4.82	2011 (546-2,632)
4.81	2008 (387-1,862)
4.70	1998 (525-2,468)
4.68	2005 (542-2,539)
4.57	1997 (520-2,378)
4.56	2007 (429-1,957)
4.53	1995 (440-1,995)
4.50	1996 (525-2,362)

#### Game (min. 10 rushes)

9.52	vs. Chicago, 11/23/03 (21-200)
9.00	at San Diego, 12/28/08 (10-90)
8.44	vs. Kansas City, 12/7/03 (32-270)
8.13	vs. New England, 12/18/11 (31-252)
8.09	vs. Arizona, 12/29/02 (32-259)
7.88	vs. Seattle, 12/19/99 (33-260) (OT)
7.73	vs. Houston, 10/18/92 (22-170)
7.67	at Oakland, 11/6/11 (39-299)
7.66	vs. Cincinnati, 9/21/97 (29-222)
7.63	at N.Y. Giants, 11/5/72 (24-183)



## TEAM RECORDS — RUSHING / PASSING

### MOST RUSHING TOUCHDOWNS

#### Season

26	1998
25	2005
21	2002
	2000
20	2003
	1996
	1985
	1974
19	1994
	1990

#### Game

5	vs. Kansas City, 12/7/03
4	Seven times (last: vs. San Francisco, 12/23/00)

### FEWEST YARDS RUSHING

#### Season

1,018	1982 (players' strike; nine-game season)
1,091	1961
1,173	1966
1,195	1960
1,265	1967
1,298	1962
1,311	1964
1,470	1994
1,500	1992
1,508	1963

#### Game

13	at Oakland, 10/22/72
14	vs. Miami, 11/2/08
18	vs. San Diego, 12/12/13
19	at Tennessee, 10/3/10
20	at Dallas, 12/10/61
26	at Washington, 10/12/92
27	vs. Pittsburgh, 11/9/09
	at Buffalo, 9/15/62
28	at St. Louis, 11/16/14
	vs New England, 11/4/84
	vs Kansas City, 10/23/66

## PASSING

### MOST PASS ATTEMPTS

#### Season

675	2013
626	1994
620	2008
617	1985
607	2014
606	2015
594	1995
588	2012
581	1988
580	2010

#### Game

59	vs. Tennessee, 12/8/13
	at Green Bay, 10/10/93
58	vs. San Diego, 11/19/00
57	at New England, 11/2/14
	vs. Indianapolis, 9/26/10
56	vs. Kansas City, 1/3/10
	at L.A. Raiders, 12/26/82
	at Boston, 9/21/62
	at Buffalo, 9/15/62

### MOST COMPLETIONS

#### Season

461	2013
402	2012
399	2014
388	1994
386	2008
368	2015
359	2002
354	2000
350	1995
	1993
341	2009

### Game

39	vs. Tennessee, 12/8/13
37	vs. Indianapolis, 9/26/10
36	vs. San Diego, 9/14/08
	vs. San Diego, 11/19/00
	vs. San Diego, 9/4/94
35	vs. Oakland, 12/13/15
	at Tennessee, 10/3/10
	vs. New England, 10/11/09
	at Baltimore, 9/30/02
	at Houston, 12/20/64

### HIGHEST COMPLETION PERCENTAGE

#### Season

.684	2012 (402-588)
.683	2013 (461-675)
.657	2014 (399-607)
.648	2002 (359-554)
.633	2007 (326-515)
.633	1993 (350-553)
.623	2008 (386-620)
.622	2000 (354-569)
.620	1994 (388-626)
.611	2009 (341-558)

#### Game (min. 10 attempts)

.917	at L.A. Raiders, 11/2/86 (11-12)
.875	vs. San Diego, 9/27/81 (21-24)
.870	vs. Kansas City, 12/10/78 (20-23)
.865	vs. Oakland, 9/23/13 (32-37)
.829	at Oakland, 12/29/13 (34-41)
.824	at Indianapolis, 12/21/03 (14-17)
.815	vs. San Francisco, 10/19/14 (22-27)
.811	vs. Philadelphia, 9/29/13 (30-37)
.808	at Tennessee, 12/25/04 (21-26)
.808	vs. Kansas City, 9/14/14 (21-26)
.800	vs. Miami, 11/23/14 (28-35)
.800	at San Diego, 10/15/12 (24-30)
.800	vs. Kansas City, 12/7/08 (32-40)

### MOST YARDS PASSING (NET YARDS)

#### Season

*5,444	2013
4,661	2014
4,534	2012
4,471	2008
4,243	2000
4,045	1995
4,038	2010
4,017	1994
3,999	2004
3,970	2015
*	- NFL record

#### Game

499	vs. Atlanta, 10/31/04
479	vs. Arizona, 11/2/14
472	vs. Indianapolis, 9/26/10
459	vs. Kansas City, 11/18/74
445	vs. Baltimore, 9/5/13
443	vs. San Diego, 11/19/00
441	at Cleveland, 11/6/08
438	at New England, 11/2/14
431	vs. Oakland, 12/14/80

### FEWEST YARDS PASSING (NET YARDS)

#### Season

1,682	1967
1,819	1982 (players' strike; nine-game season)
1,863	1977
1,995	1966
2,021	1964
2,025	1970
2,065	1971
2,204	1976
2,328	1974
2,357	1968

## TEAM RECORDS — PASSING

### FEWEST YARDS PASSING (NET YARDS), CONT.

#### Game

-53	at Oakland, 9/10/67
-7	at Houston, 9/3/66
1	at Pittsburgh, 9/4/83
6	vs. N.Y. Jets, 11/15/64
8	vs. Oakland, 9/3/78
	vs. San Diego, 11/30/75 (OT)
18	at N.Y. Jets, 12/3/67
20	at Houston, 11/14/65
30	at Philadelphia, 9/20/92
33	vs. San Diego, 10/7/79

### MOST TOUCHDOWN PASSES THROWN

#### Season

*55	2013
40	2014
37	2012
32	1998
28	2000
27	2004
	1997
	1995
	1993
	1981
26	2001
	1996

\* - NFL record

#### Game

*7	vs. Baltimore, 9/5/13
5	at Oakland, 11/9/14
	vs. Kansas City, 11/14/10
	vs. San Diego, 11/19/00
	vs. Minnesota, 11/18/84
	vs. Buffalo, 10/28/62
4	24 times (last: vs. San Diego, 9/14/08)

\* - NFL record (tie)

### MOST INTERCEPTIONS THROWN

#### Season

45	1961
40	1962
35	1960
34	1975
32	1964
30	1966
	1965
29	1992
	1963
28	1970

#### Game

8	at Houston, 12/2/62
6	vs. San Diego, 9/21/80
	vs. San Diego, 11/30/75 (OT)
	at San Diego, 9/24/72
	at Houston, 11/26/61
	vs. Buffalo, 11/19/61
	at Green Bay (at Milwaukee), 9/26/71
5	17 times (last: vs. Kansas City, 11/15/15)

### BEST INTERCEPTION AVOIDANCE PERCENTAGE

#### Season

.015	2013 (10-675)
.015	2005 (7-465)
.018	1993 (10-553)
.019	2012 (11-588)
.021	2010 (12-580)
.021	1994 (13-626)
.021	2000 (12-569)
.021	1997 (11-513)
.023	2009 (13-558)

### HIGHEST AVERAGE GAIN PER ATTEMPT

#### Season

8.25	2013 (675-5572)
8.23	1981 (485-3,992)
8.09	1974 (329-2,660)
7.94	2012 (588-4,671)
7.87	2014 (399-607)

### HIGHEST AVERAGE GAIN PER COMPLETION

#### Season

15.79	1968 (179-2,826)
14.94	1976 (168-2,510)
14.77	1969 (192-2,835)
14.60	1967 (150-2,190)
14.46	1974 (184-2,660)
14.43	1972 (201-2,900)
14.18	1963 (217-3,076)
14.16	1966 (166-2,351)
13.90	1977 (163-2,265)
13.81	1981 (289-3,992)

### FEWEST TIMES DENVER PASSER SACKED

#### Season

12	2008
15	2004
17	2014
20	2013
21	2012
22	1971
23	2005
24	1982 (players' strike; nine-game season)
	1965

### MOST TIMES DENVER PASSER SACKED

#### Season

63	1963
61	1981
	1964
58	1967
55	1994
	1983
52	1992
51	1969
50	1977
48	1978
	1976

#### Game

11	vs. Oakland, 11/5/67
	vs. Buffalo, 12/13/64
10	at Oakland, 10/31/76
	at Oakland, 12/8/75
9	at Chicago, 10/2/83
8	Three times (last: vs. Oakland, 10/30/77)

### MOST YARDAGE LOST ON SACKS

#### Season

590	1963
520	1964
508	1967
469	1968
461	1981
439	1983
402	1977
382	1992
366	1994
359	1975

#### Game

95	vs. Oakland, 11/5/67
84	vs. Buffalo, 12/13/64
78	vs. Kansas City, 12/14/68
	vs. Boston, 9/29/63
77	at Boston, 9/21/62
74	at Oakland, 12/8/75
72	at L.A. Raiders, 12/26/82
71	at Chicago, 10/2/83
67	vs. L.A. Raiders, 10/18/93
63	vs. Kansas City, 10/1/72

## TEAM RECORDS — FIRST DOWNS / PUNTING

### FIRST DOWNS

#### MOST FIRST DOWNS

##### Season

435	2013
383	2000
380	2012
360	2014
357	2002
354	2008
351	2004
347	1998
346	1994
344	1995

##### Game

39	vs. Tennessee, 12/8/13
35	vs. Philadelphia, 9/29/13
34	at Dallas, 10/6/13
	vs. San Diego, 9/14/08
	vs. San Diego, 11/19/00
	vs. Kansas City, 11/18/74
32	vs. Kansas City, 12/30/12
	at Cincinnati, 10/22/00
31	Six times (last: vs. Oakland, 9/23/13)

#### MOST FIRST DOWNS RUSHING

##### Season

145	2005
138	1997
135	1998
134	1996
133	2003
132	1987
130	1979
129	2011
	1978
127	2004

##### Game

19	at Chicago, 12/12/76
	vs. San Diego, 11/30/75 (OT)
18	vs. N.Y. Jets, 11/20/05
17	at Seattle, 10/29/78 (OT)
16	at Kansas City, 10/27/85
	vs. N.Y. Giants, 10/26/80
	at Kansas City, 9/24/78 (OT)
	at Boston, 9/24/65
15	Six times (last: at New England, 11/24/13)

#### MOST FIRST DOWNS PASSING

##### Season

293	2013
232	2012
227	2014
223	2008
	2000
205	1995
204	2010
202	1994
201	2015
199	2002

##### Game

25	vs. Tennessee, 12/8/13
	vs. Kansas City, 11/24/74
24	vs. San Diego, 12/3/00
23	vs. Washington, 10/17/13
	at Houston, 12/20/64
22	vs. Oakland, 12/14/80
21	vs. Kansas City, 1/3/10
	vs. New England, 10/11/09
	vs. Atlanta, 10/31/04
20	Nine times (last: at New England, 11/2/14)

#### MOST FIRST DOWNS BY PENALTY

##### Season

43	1994
41	1986
40	2004
39	2003
38	1983
36	2012
	2000
	1988
35	2014
	2013
	1993

##### Game

11	vs. Houston, 10/6/85
7	at Kansas City, 9/19/99
	at Kansas City, 11/16/98
	vs. L.A. Raiders, 9/7/86
6	at Oakland, 12/6/12
	vs. Oakland, 9/12/11
	vs. Green Bay, 10/29/07 (OT)
	vs. San Francisco, 12/23/00
	at Kansas City, 11/16/97
	vs. Houston, 9/7/64

#### FEWEST FIRST DOWNS

##### Season

170	1982 (players' strike; nine-game season)
171	1966
172	1967
207	1964
217	1971
	1970
	1968
219	1961
223	1977
230	1963

##### Game

0	at Houston, 9/3/66
3	at Oakland, 9/10/67
4	at Philadelphia, 9/20/92
7	at Washington, 10/12/92
	at Kansas City, 12/6/70
	vs. Buffalo, 12/13/64
8	Six times (last: at Tampa Bay, 9/26/99)

### PUNTING

#### MOST PUNTS

##### Season

105	1967
101	2011
96	1984
	1978
	1968
94	1985
91	1977
89	1979
87	1983
	1970

##### Game

12	at Buffalo, 10/25/81
	vs. Cincinnati, 10/6/68
	at Oakland, 9/10/67
11	at Seattle, 11/30/92 (OT)
	vs. Seattle, 10/20/85 (OT)
10	Seven times (last: at Baltimore, 9/11/83)

#### FEWEST PUNTS

##### Season

45	1982 (players' strike; nine-game season)
46	2008
54	1995
55	2002
60	2007
	1997
	1990
	1972
	1962
62	2000

## TEAM RECORDS — PUNTING / RETURNS

### FEWEST PUNTS, CONT.

Game	
0	at Dallas, 10/6/13 vs. Oakland, 9/30/12 vs. Buffalo, 12/21/08 vs. San Diego, 11/16/03 at Minnesota 11/4/90 vs. Dallas, 10/8/61
1	24 times (last: vs. Miami, 11/23/14)

### HIGHEST PUNTING AVERAGE

Season	
47.4	2011 (101-4,783)
46.7	2008 (46-2,150)
46.5	1999 (84-3,908)
46.3	2012 (67-3,099)
46.2	1998 (67-3,097)
45.2	1966 (77-2,878)
45.1	1973 (69-3,114)
45.0	1982 (45-2,026) (players' strike; nine-game season)
44.9	1967 (105-4,713)
44.7	2001 (82-3,668)
Game (min. 4 punts)	
57.2	vs. L.A. Raiders, 9/26/88 (5-286) (OT)
56.6	vs. Seattle, 11/24/84 (5-283)
56.2	at Arizona, 12/12/10 (5-281)
55.8	vs. Cincinnati, 9/18/11 (6-335)
55.8	vs. San Diego, 12/16/90 (5-279)
55.0	at New England, 10/27/91 (5-275)
54.4	at Oakland, 9/20/98 (5-272)
54.3	at Arizona, 9/23/01 (4-217) vs. Minnesota, 10/31/99 (4-217)
54.2	at Oakland, 10/10/99 (5-271)

### LOWEST PUNTING AVERAGE

Season	
35.1	1976 (84-2,945)
36.4	1978 (96-3,494)
37.3	1960 (70-2,610)
39.0	2002 (55-2,145)
39.2	1977 (91-3,563)
39.3	1986 (86-3,376)
39.4	1961 (80-3,149)
39.6	2000 (62-2,455)
39.9	1989 (80-3,188)
39.9	1975 (63-2,515)

### HIGHEST NET PUNTING AVERAGE (SINCE 1976)

Season	
42.1	2012 (67-2,822)
40.2	2011 (101-4,058)
39.5	2015 (85-3,357)
38.8	2013 (65-2,522)
38.5	1990 (60-2,313)
38.1	1997 (60-2,283)
38.0	2005 (73-2,771)
37.9	1988 (68-2,574)
37.8	2008 (46-1,740)
37.8	1982 (45-1,699) (players' strike; nine-game season)

### Game (min. 4 punts)

52.8	vs. L.A. Raiders, 9/26/88 (5-264) (OT)
52.3	vs. San Diego, 11/11/01 (6-314)
52.3	at Houston, 12/4/77 (4-209)
51.2	vs. San Diego, 12/16/90 (5-256)
51.0	vs. Cincinnati, 9/18/11 (6-306)
50.6	at Atlanta, 9/17/12 (5-253)
48.8	at Minnesota, 12/4/11 (6-293)
48.0	vs. Arizona, 10/5/14 (4-192)
48.3	vs. San Francisco, 9/19/82 (6-290)
47.0	vs. Seattle, 11/25/84 (5-235)

### PUNT RETURNS

#### MOST PUNT RETURNS

Season	
63	1970
58	1977
54	1999
53	1988
51	1981
	1978
	1976
49	1996
48	2012
	1987
	1986
Game	
8	at Carolina, 11/11/12 vs. Chicago, 12/11/11 vs. San Diego, 12/27/87 vs. Baltimore, 10/22/78 vs. San Diego, 11/30/75 (OT) at Kansas City, 10/6/74 at Buffalo, 9/20/70
7	Eight times (last: vs. Miami, 12/12/04)

#### MOST PUNT RETURN YARDS

Season	
712	1977
640	1976
596	2011
583	1996
582	1978
556	1970
555	1997
552	1986
486	1987
474	1974
Game	
168	vs. Carolina, 11/9/97
167	vs. Pittsburgh, 11/6/77
150	vs. San Diego, 12/27/88
128	vs. Oakland, 9/12/11 vs. San Francisco, 9/19/82 at N.Y. Jets, 12/3/67 at Carolina, 11/11/12 vs. Cleveland, 9/26/76 at N.Y. Giants, 9/15/13 vs. St. Louis, 9/14/97 at Buffalo, 9/20/70

#### HIGHEST PUNT RETURN AVERAGE

Season	
14.5	1982 (21-305) (players' strike; nine-game season)
13.5	1997 (41-555)
13.5	1967 (26-351)
13.1	2001 (31-405)
12.9	1963 (30-387)
12.7	2011 (47-596)
12.5	1976 (51-640)
12.3	1977 (58-712)
12.2	1969 (37-450)
11.9	1996 (49-583)

#### MOST PUNT RETURN TOUCHDOWNS

Season	
4	1976
3	1997
2	2011, 2003, 1986, 1982
1	18 times (last: 2015)
Game	
2	vs. Carolina, 11/9/97 vs. Cleveland, 9/26/76
1	27 times (last: at Indianapolis, 11/8/15)

### KICKOFF RETURNS

#### MOST KICKOFF RETURNS

Season	
78	1963
76	1964
75	1994
71	2008
	1965
67	2001
	1960
66	2000
	1990
	1961

## TEAM RECORDS — KICK RETURNS / FUMBLES

### MOST KICKOFF RETURNS, CONT.

Game	
10	at Arizona, 12/12/10 at Indianapolis, 10/31/88 vs. Boston, 10/4/64
9	at San Diego, 12/22/63 at Buffalo, 12/24/11 at San Diego, 12/28/08 at Kansas City, 12/18/83 at Boston, 10/18/63 vs. Kansas City, 9/7/63
8	18 times (last: at Oakland, 12/19/10)

### MOST KICKOFF RETURN YARDS

Season	
1,801	1963
1,758	1964
1,731	1965
1,576	2001
1,558	1966
1,550	2008
1,547	1960
1,523	1994
1,518	1967
1,501	1961

Game	
295	vs. Boston, 10/4/64
289	vs. Kansas City, 9/7/63
272	at Arizona, 12/12/10
238	at Kansas City, 10/8/63
226	at Indianapolis, 10/31/88
217	at San Diego, 10/29/61
216	at Houston, 9/3/66
215	at San Diego, 10/29/61
211	at Minnesota, 11/4/90
208	vs. Boston, 11/11/62 at Boston, 9/21/62

### HIGHEST KICKOFF RETURN AVERAGE

Season	
26.9	1966 (58-1,588)
25.3	1967 (60-1,518)
25.1	2014 (32-802)
25.0	2013 (39-974)
24.5	2011 (39-956)
24.5	1975 (59-1,446)
24.4	1965 (71-1,731)
24.3	2010 (59-1,435)
24.2	1998 (58-1,402)
23.9	1996 (50-1,195)

### MOST KICKOFF RETURN TOUCHDOWNS

Season	
3	1966
1	Nine times (last: 2013)
Game	
1	12 times (last: vs. Philadelphia, 9/29/13)

## FUMBLES

### MOST BRONCOS FUMBLES

Season	
36	1984
	1966
35	1979
34	1988
	1983
	1963
33	1999
	1961
32	1960
31	1991
Game	
6	vs. Washington, 11/18/01 vs. Philadelphia, 10/29/89 vs. Cleveland, 10/19/75 at Boston, 11/6/66 vs. L.A. Chargers, 10/16/60
5	16 times (last: at New England, 11/24/13)

### MOST BRONCOS FUMBLES LOST

Season	
20	1961
19	1983
18	1994
	1993
	1981
	1979
17	Seven times (last: 2011)
Game	
5	vs. Cleveland, 10/19/75 vs. Chicago, 9/30/73
4	Eight times (last: at Indianapolis, 10/31/88)

### FEWEST BRONCOS FUMBLES

Season	
15	2009
	1969
16	2015
	2014
17	1998
18	2008
19	2005
21	2002
	1973
22	2012
23	Four times (last: 2004)

### FEWEST BRONCOS FUMBLES LOST

Season	
5	2014
6	2003
	1998
7	2002
8	2015
	2001
	1985
	1969
	1964
9	Three times (last: 2005)

### MOST OPPONENT FUMBLES

Season	
46	1983
44	1984
43	1989
40	1964
37	1975
36	1990
	1981
	1971
35	1987, 1970, 1966
Game	
7	vs. Green Bay, 10/15/84 vs. Seattle, 11/20/83 at Oakland, 10/4/81 vs. Buffalo, 12/13/64
6	11 times (last: at New England, 11/24/13)

### MOST OPPONENT FUMBLES RECOVERED

Season	
24	1984
23	1981
22	1989
21	1964
20	1983
	1971
	1963
19	1987, 1979, 1962
Game	
6	at Buffalo, 12/2/79
5	vs. Seattle, 12/13/81 at Boston, 11/6/66 vs. Buffalo, 12/13/64 at Oakland, 10/14/62
4	11 times (last: at L.A. Raiders, 10/28/84) (OT)

## TEAM RECORDS — FUMBLES / TURNOVERS / PENALTIES

### FEWEST OPPONENT FUMBLES

Season	
15	2008
17	1982 (players' strike; nine-game season)
19	2011
20	1995
21	2014
22	2010
	1985
	1974

### FEWEST OPPONENT FUMBLES RECOVERED

Season	
7	2014
	2008
	1982 (players' strike; nine-game season)
8	2012
	2010
	2004
9	2013
	2011
	1996
10	1991

## TURNOVERS

### MOST TAKEAWAYS

Season	
55	1984 (31 INT / 24 FUM)
53	1964 (32 INT / 21 FUM)
47	1987 (28 INT / 19 FUM)
	1983 (27 INT / 20 FUM)
46	1981 (23 INT / 23 FUM)
	1962 (27 INT / 19 FUM)
44	2000 (27 INT / 17 FUM)
	1978 (31 INT / 13 FUM)
	1960 (27 INT / 17 FUM)
43	1989 (21 INT / 22 FUM)

### Game

10	at Detroit, 10/7/84 (7 INT / 3 FUM)
8	vs. Seattle, 11/20/83 (4 INT / 4 FUM)
	at Oakland, 10/16/77 (7 INT / 1 FUM)
7	Eight times [last: at L.A. Raiders, 10/28/84 (3 INT / 4 FUM)]

### FEWEST TAKEAWAYS

Season	
13	2008 (6 INT / 7 FUM)
18	2011 (9 INT / 9 FUM)
	2010 (10 INT / 8 FUM)
19	1982 (12 INT / 7 FUM) (players' strike; nine-game season)
20	2004 (12 INT / 8 FUM)
	2003 (9 INT / 11 FUM)
21	1995 (8 INT / 13 FUM)
22	2002 (9 INT / 13 FUM)
	1972 (10 INT / 12 FUM)
24	2012 (17 INT / 8 FUM)

### MOST GIVEAWAYS

Season	
*65	1961 (45 INT / 20 FUM)
54	1962 (40 INT / 14 FUM)
52	1960 (35 INT / 17 FUM)
48	1975 (34 INT / 14 FUM)
47	1966 (30 INT / 17 FUM)
46	1965 (30 INT / 16 FUM)
43	1992 (29 INT / 14 FUM)
	1963 (28 INT / 15 FUM)
41	1983 (22 INT / 19 FUM)
	1979 (23 INT / 18 FUM)
	1970 (28 INT / 13 FUM)

\* - NFL Record

### Game

9	at Houston, 12/2/62 (8 INT / 1 FUM)
	vs. Buffalo, 11/19/61 (6 INT / 3 FUM)
8	vs. Buffalo, 9/19/65 (5 INT / 3 FUM)
	at Houston, 11/26/61 (6 INT / 2 FUM)
7	Seven times [last: vs. San Diego, 9/21/80 (6 INT / 1 FUM)]

### FEWEST GIVEAWAYS

Season	
16	2005 (7 INT / 9 FUM)
20	2014 (15 INT / 5 FUM)
	1998 (14 INT / 6 FUM)
21	1997 (11 INT / 10 FUM)
23	2009 (13 INT / 10 FUM)
24	2003 (18 INT / 6 FUM)
25	2012 (11 INT / 14 FUM)
	2000 (12 INT / 13 FUM)
	1991 (12 INT / 13 FUM)
26	2013 (10 INT / 16 FUM)

### CONSECUTIVE GAMES WITH A TAKEAWAY

36	1982-84 (2nd game '82 through 12th game '84)
----	--

### CONSECUTIVE GAMES WITHOUT A GIVEAWAY

4	2005 (3rd through 6th)
---	------------------------

### BEST TAKEAWAY RATIO

Season	
+21	1984 (55 Takeaways / 34 Giveaways)
+20	2005 (36/16)
+19	2000 (44/25)
+13	1964 (53/40)
+12	1977 (39/27)
+11	1989 (43/32)
	1987 (47/36)
	1967 (41/30)
+10	2001 (37/27)
	1998 (30/20)
	1997 (31/21)
	1978 (44/34)

### Game

+8	at Oakland, 10/16/77 (8 Takeaways / 0 Giveaways)
----	--

### WORST TAKEAWAY RATIO

Season	
-25	1961 (40 Takeaways / 65 Giveaways)
-17	2008 (13/30)
	1982 (19/36)
-16	1975 (32/48)
	1966 (31/47)
-12	2011 (18/30)
	1992 (31/43)
	1972 (22/34)
-9	2010 (18/27)
	2004 (20/29)
	1995 (21/30)
	1980 (28/37)

### Game

-9	vs. Buffalo, 11/19/61 (0 Takeaways / 9 Giveaways)
----	---

## PENALTIES

### MOST PENALTIES

Season	
132	1978
120	2014
117	2013
116	1997
	1979
115	2015
	1998
114	1999
112	1993

### Game

15	vs. Tampa Bay, 11/7/76
14	at Kansas City, 9/20/93
	vs. Oakland, 10/17/76
	at N.Y. Jets, 10/28/73
13	vs. Kansas City, 11/17/13
	at N.Y. Giants, 9/15/13
	at San Diego 9/24/95
	at Green Bay, 10/10/93
	at Seattle, 10/22/89 (OT)
	at Seattle, 12/8/79



## TEAM RECORDS — PENALTIES / THIRD DOWNS / DEFENSE

### MOST YARDS PENALIZED

Season	
1,092	1978
1,063	2015
1,045	2014
1,023	1998
1,006	1997
	1979
1,000	2013
986	1976
949	1996
944	2010

### Game

160	vs. Tampa Bay, 11/7/76
148	at Seattle, 10/14/01
146	at Kansas City, 12/16/01 (OT)
134	vs. Pittsburgh, 11/6/77
132	at N.Y. Giants, 9/15/13
	at Oakland, 10/17/76
130	vs. N.Y. Titans, 11/22/62
128	at Minnesota, 10/26/87
	at Seattle, 12/8/79
127	at Pittsburgh, 12/20/15

### FEWEST PENALTIES

Season	
48	1967
54	1982 (players' strike; nine-game season)
	1960
60	1961
64	1962
65	1963
66	1966
67	2006
	1971
69	1965

### Game

0	vs. Kansas City, 9/17/06 (OT)
	at Chicago, 12/18/93
	vs. Kansas City, 12/16/67
1	18 times (last: vs. Oakland, 12/28/14))

### FEWEST YARDS PENALIZED

Season	
478	2006
501	1960
512	1967
516	1982 (players' strike; nine-game season)
548	1963
560	1961
594	1989
610	2007
613	1962
632	1974

### Game

0	vs. Kansas City, 9/17/06 (OT)
	at Chicago, 12/18/93
	vs. Kansas City, 12/17/67
	at Boston, 9/21/62
5	vs. Kansas City, 12/7/08
	at Arizona, 12/17/06
	vs. Atlanta, 10/16/88
	at Kansas City, 10/27/85
	vs. Kansas City, 9/7/63
	vs. Boston, 11/11/62
	vs. Dallas, 10/30/60

## THIRD DOWNS (SINCE 1972)

### MOST THIRD DOWN ATTEMPTS

Season	
252	1985

### MOST THIRD DOWN CONVERSIONS

Season	
112	1996

### HIGHEST THIRD DOWN PERCENTAGE

Season	
.489	1996 (112-229)

## TOTAL DEFENSE

### FEWEST POINTS ALLOWED

Season	
148	1977
198	1978
206	1976
226	1989
	1982 (players' strike; nine-game season)
235	1991
241	1984
258	2005
262	1979
264	1970

### Game (List of Denver Shutouts: 17)

Denver 24, N.Y. Jets 0, 11/20/05
Denver 34, Carolina 0, 11/9/97
Denver 27, Oakland 0, 10/16/95
Denver 12, at Cleveland 0, 9/27/92
Denver 37, at Phoenix 0, 12/16/89
Denver 12, at San Diego 0, 10/2/88
Denver 24, San Diego 0, 12/27/87
Denver 34, Detroit 0, 11/1/87
Denver 21, Kansas City 0, 10/23/84
Denver 17, at Oakland 0, 10/4/81
Denver 7, San Diego 0, 10/7/79
Denver 10, Cincinnati 0, 9/2/79
Denver 7, St. Louis 0, 9/18/77
Denver, 17, at San Diego 0, 11/14/76
Denver 26, San Diego 0, 10/3/76
Denver 27, Cleveland 0, 10/24/71
Denver 13, San Diego 0, 11/2/69

### FEWEST TOUCHDOWNS ALLOWED

Season	
18	1977
21	1978
22	1991
25	1989
	1982 (players' strike; nine-game season)
	1976
26	1984
27	1993
28	1970
29	2006

### FEWEST FIELD GOALS ALLOWED

Season	
8	1977
12	1976
13	1995
	1961
14	2005
	1998
	1997
	1987
	1965
15	1981
	1979
	1967
	1963

### FEWEST TOTAL PLAYS ALLOWED

Season	
616	1982 (players' strike; nine-game season)
825	1971
838	1970
847	1963
850	1965
871	1966
872	1973
876	1972
899	1961
901	1975

## TEAM DEFENSIVE RECORDS — TOTAL / RUSHING

### FEWEST TOTAL PLAYS ALLOWED, CONT.

Game	
37	at Indianapolis, 12/21/03
40	at Jacksonville, 9/19/04
	vs. San Diego, 11/16/03
	vs. San Diego, 10/6/63
42	vs. Green Bay, 12/30/90
	vs. San Diego, 11/30/75 (OT)
43	vs. N.Y. Jets, 11/20/05
	vs. Indianapolis, 1/2/05
44	at Kansas City, 11/30/14
	at Oakland, 9/24/00
	at Boston, 9/24/65
	vs. Boston, 9/29/63

### FEWEST TOTAL YARDS ALLOWED

Season	
3,169	1982 (935 rush/2,234 pass) (players' strike; nine-game season)
3,705	1970 (1,351/2,354)
3,734	1976 (1,709/2,025)
3,775	1977 (1,531/2,244)
3,819	1971 (1,834/1,985)
3,851	1972 (1,668/2,183)
4,006	1975 (1,974/2,032)
4,235	1973 (1,795/2,440)
4,297	1965 (1,337/2,960)
4,391	1974 (1,808/2,583)
Game	
60	at Cleveland, 10/24/71 (24 rush/36 pass)
66	vs. Chicago, 12/5/71 (73/-7)
70	vs. San Diego, 11/2/69 (50/20)
92	vs. New England, 11/11/79 (58/34)
96	vs. San Diego, 11/16/03 (40/56)
101	at Phoenix, 12/16/89 (22/79)
119	vs. Kansas City, 12/30/12 (93/26)
121	vs. Kansas City, 10/4/70 (88/33)
123	vs. San Diego, 11/30/75 (59/64) (OT)
	at Philadelphia, 10/31/71 (46/77)

### LOWEST AVERAGE YIELD PER PLAY

Season	
4.01	1977 (931-3,775)
4.14	1976 (919-3,734)
4.38	2015 (1,033-4,530)
	1978 (1,016-4,448)
4.39	1972 (876-3,851)
4.42	1970 (838-3,705)
4.45	1975 (901-4,006)
4.51	1989 (977-4,407)
4.58	2012 (1,015-4,652)
4.62	1971 (825-3,819)

Game	
1.12	vs. Chicago, 12/5/71 (59-66)
1.25	vs. San Diego, 11/2/69 (56-70)
1.30	at Cleveland, 10/24/71 (46-60)
1.61	vs. New England, 11/11/79 (57-92)
2.06	at Phoenix, 12/16/89 (49-101)
2.16	vs. Kansas City, 10/4/70 (56-121)
2.25	at San Diego, 11/14/76 (57-128)
2.29	vs. Oakland, 12/13/15 (55-126)

## RUSHING DEFENSE

### FEWEST RUSHES ALLOWED

Season	
293	1982 (players' strike; nine-game season)
344	2005
	2000
345	1996
349	2014
356	1998
379	2003
	2002
381	1997

### Game

8	vs. N.Y. Jets, 11/20/05
9	at New Orleans, 12/3/00
	vs. Cleveland, 10/15/00
	at New England, 11/17/96
10	at San Diego, 12/29/87
	at San Diego, 10/12/86
11	at Jacksonville, 10/2/05
	vs. Green Bay, 10/17/99
	at N.Y. Jets, 12/3/67
12	at Indianapolis, 12/21/03
	at Detroit, 12/25/99
	vs. Kansas City, 10/27/96
	at Phoenix, 12/16/89

### FEWEST RUSHING YARDS ALLOWED

Season	
935	1982 (players' strike; nine-game season)
1,276	2014
1,287	1998
1,331	1996
1,337	2015
	1965
1,351	1970
1,363	2005
1,418	1993
1,458	2012

### Game

0	at Kansas City, 12/19/65
12	at Jacksonville, 10/2/05
16	vs. Kansas City, 12/9/07
17	at New England, 11/17/96
18	vs. Pittsburgh, 9/27/70
19	vs. N.Y. Jets, 11/20/05
20	at San Diego, 10/2/88
21	at New Orleans, 12/3/00
	vs. Green Bay, 10/17/99
	vs. Oakland, 10/16/95

### LOWEST AVERAGE YIELD PER RUSH

Season	
3.19	1982 (293-935) (players' strike; nine-game season)
3.26	1977 (470-1,531)
3.27	2015 (408-1,337)
3.30	1970 (409-1,351)
3.37	1979 (502-1,693)
3.45	1976 (496-1,709)
3.48	1965 (384-1,337)
3.57	1993 (397-1,418)
3.60	1978 (549-1,979)
3.61	2012 (404-1,458)

### Game (min. 10 rushes)

0.00	at Kansas City, 12/19/65 (20-0)
0.64	vs. Pittsburgh, 9/27/70 (28-18)
0.94	vs. Kansas City, 12/9/07 (17-16)
1.10	at Jacksonville, 10/2/05 (11-12)
1.17	vs. Oakland, 12/13/15 (23-27)
1.21	at N.Y. Giants, 9/15/13 (19-23)
1.29	at Miami, 12/21/98 (28-36)
1.35	at Pittsburgh, 12/20/15 (17-23)
1.47	at Detroit, 9/27/15 (19-28)
	vs. Cincinnati, 12/14/69 (19-28)

### FEWEST RUSHING TOUCHDOWNS ALLOWED

Season	
5	2012
	1996
	1977
6	1993
7	1970
8	1998
	1991
	1982 (players' strike; nine-game season)
9	2014
	2001

## TEAM DEFENSIVE RECORDS — PASSING

### PASSING DEFENSE

#### FEWEST PASS ATTEMPTS ALLOWED

Season	
307	1982 (players' strike; nine-game season)
348	1975
356	1971
379	1970
387	1973
	1960
391	1976
396	1966
397	1972
408	1963

#### Game

10	at Kansas City, 9/24/78 (OT)
12	vs. Oakland, 11/23/08
	at Oakland, 10/19/97
	at Kansas City, 10/18/81
13	at Minnesota, 11/4/90
14	at Cincinnati, 10/22/00
	vs. N.Y. Giants, 11/15/92
	vs. Oakland, 10/30/77
	at New England, 11/28/76
	at Kansas City, 11/27/69
	at Houston, 11/20/60

#### FEWEST COMPLETIONS ALLOWED

Season	
150	1971
172	1982 (players' strike; nine-game season)
181	1975
189	1960
191	1970
192	1966
194	1961
202	1973, 1965, 1962

#### Game

2	at Cincinnati, 10/22/00
	at Chicago, 12/12/76
5	at Green Bay, 9/26/71
	vs. Dallas, 10/8/61
6	Four times (last: at Minnesota, 11/4/90)
7	14 times (last: vs. Kansas City, 12/30/12)

#### LOWEST COMPLETION PCT. ALLOWED

Season	
.421	1971 (150-356)
.448	1961 (194-433)
.459	1965 (202-440)
.466	1967 (214-459)
.478	1962 (202-423)
.485	1966 (192-396)
.488	1960 (189-387)
.489	19164 (215-440)
.500	1963 (204-408)
.504	1970 (191-379)

#### Game (min. 10 attempts)

.118	at Chicago, 12/12/76 (2-17)
.143	at Cincinnati, 10/22/00 (2-14)
.226	vs. Chicago, 12/5/71 (7-31)
.259	at Cleveland, 10/24/71 (7-27)
.263	at Green Bay (at Milwaukee), 9/26/71 (5-19)
.281	vs. Seattle, 10/20/85 (9-32) (OT)
.286	vs. Buffalo, 12/13/64 (6-21)
.289	vs. N.Y. Jets, 11/15/64 (11-38)
.292	vs. L.A. Raiders, 9/6/92 (7-24)
.294	vs. Dallas, 10/8/61 (5-17)

#### FEWEST PASSING YARDS ALLOWED (NET YARDS)

Season	
1,985	1971
2,025	1976
2,032	1975
2,183	1972
2,234	1982 (players' strike; nine-game season)
2,244	1977
2,354	1970
2,440	1973
2,469	1978
2,515	1966

#### FEWEST PASSING YARDS ALLOWED (NET YARDS), CONT.

#### Game

-7	vs. Chicago, 12/5/71
14	at Cincinnati, 10/22/00
18	at Kansas City, 12/6/70
26	vs. Kansas City, 12/30/12
33	vs. Kansas City, 10/4/70
34	vs. New England, 11/11/79
36	at Cleveland, 10/24/71
39	vs. N.Y. Giants, 11/15/92
	vs. Dallas, 10/8/61
42	at Oakland, 9/27/09

#### FEWEST TOUCHDOWN PASSES ALLOWED

#### Season

8	1976
9	1978
11	1979
	1977
12	1991
13	2006, 1989, 1981
14	1982 (players' strike; nine-game season), 1975, 1974

#### MOST OPPONENT PASSES INTERCEPTED

#### Season

32	1964
31	1984, 1978
28	1987, 1967
27	2000, 1983, 1962, 1960
26	1961

#### Game

7	at Detroit, 10/7/84
	at Oakland, 10/16/77
6	vs. Boston, 9/3/67
	at Houston, 11/14/65
	vs. N.Y. Jets, 11/15/64
	at Buffalo, 9/18/60
5	10 times (last: vs. New England, 10/28/01)

#### HIGHEST PCT. OF OPPONENT PASSES INTERCEPTED

#### Season

.073	1964 (32-440)
.071	1978 (31-438)
.070	1960 (27-387)
.064	1962 (27-423)
.061	1987 (28-456)
.061	1976 (24-391)
.061	1967 (28-459)
.060	1961 (26-433)
.059	1977 (25-426)
.057	1965 (25-440)

#### MOST YARDS ON INTERCEPTION RETURNS

#### Season

510	1984
491	1977
483	1962
465	1965
459	1964
452	1976
439	1998
417	1960
413	1967
403	1987

#### Game

162	vs. Baltimore, 11/27/77
133	at Buffalo, 9/18/60
128	at N.Y. Jets, 12/3/67
126	at Oakland, 11/13/05
123	at Oakland, 9/20/98
117	vs. Oakland, 10/5/62
111	vs. San Diego, 12/27/87
	at Detroit, 10/7/84
110	vs. Kansas City, 10/9/77
108	vs. Cincinnati, 9/1/91
	vs. Dallas, 10/5/86

#### MOST INTERCEPTIONS RETURNED FOR TOUCHDOWN

#### Season

5	2012, 2000, 1997
---	------------------

#### Game

2	vs. Kansas City, 9/10/89
	vs. Tampa Bay, 11/7/76
	vs. Oakland, 10/5/62

## TEAM DEFENSIVE RECORDS — PASSING / SPECIAL TEAMS

### MOST SACKS

Season	
57	1984
52	2015
	2012
	1991
50	1999
	1992
	1970
49	1986
47	Three times (last: 1998)

### Game

10	at Cincinnati, 10/19/69
9	vs. N.Y. Jets, 9/1/96
	vs. Chicago, 12/5/71
	vs. Buffalo, 11/19/61
8	vs. Seattle, 12/20/92
	vs. Seattle, 11/26/89
	vs. N.Y. Jets, 11/15/64
	vs. Oakland, 11/29/64
7	12 times (last: vs. Minnesota, 10/4/15)

### MOST YARDS ON SACKS

#### Season

459	1986
456	1970
447	1964
435	1971
430	1984
378	1985
374	1989
364	2012
363	1969
357	1972

#### Game

95	vs. N.Y. Jets, 11/15/64
86	vs. Seattle, 11/26/89
76	vs. Kansas City, 10/4/70
75	vs. New England, 12/17/72
73	at Cincinnati, 10/19/69
72	at Seattle, 12/21/80
	at Houston, 10/14/73
71	vs. Jacksonville, 10/25/98
70	vs. Chicago, 12/5/71
	vs. Atlanta, 10/18/70

### LOWEST AVERAGE YIELD PER PASS ATTEMPT

#### Season

5.23	2012 (611-3,194)
5.79	1976 (391-2,265)
6.00	1977 (426-2,556)
6.02	1997 (526-3,166)
	2014 (399-3,859)
6.03	1996 (566-3,413)
6.16	2003 (495-3,049)
6.18	2015 (573-3,544)
6.19	1978 (438-2,712)
6.25	2005 (613-3,833)

### LOWEST AVERAGE YIELD PER COMPLETION

#### Season

9.67	2014 (399-3,859)
9.95	2012 (231-3,194)
9.97	2002 (360-3,588)
10.30	2015 (344-3,544)
10.58	1976 (214-2,265)
10.81	2009 (298-3,222)
10.88	1977 (235-2,556)
10.92	1997 (290-3,166)
11.02	1978 (246-2,712)
11.05	2006 (327-3,612)
11.14	2005 (344-3,833)

### SAFETIES

#### MOST SAFETIES OF OPPONENT

##### Season

3	1990
2	2012
	1999
	1986
	1982
	1970
	1967

##### Game

2	at Seattle, 1/2/83
1	32 times (last: vs. Green Bay, 11/1/15)

### PUNTING

#### LOWEST OPPONENT PUNTING AVERAGE

##### Season

39.0	1960 (67-2,611)
39.4	1982 (42-1,653)
40.5	1961 (77-3,120)
41.0	1989 (84-3,440)
41.1	1985 (94-3,868)
41.4	1990 (62-2,565)
41.4	1964 (59-2,441)
41.5	1984 (81-3,361)
41.5	1967 (65-2,699)
41.6	1980 (70-2,914)

##### Game (min. 4 punts)

24.6	at Dallas, 12/10/61 (5-123)
25.0	at Kansas City, 10/27/85 (5-125)
26.0	vs. Oakland, 11/22/99 (7-182) (OT)
27.3	at Cleveland, 10/1/89 (6-164)
30.0	at Kansas City, 10/20/02 (5-150) (OT)
	vs. Buffalo, 11/27/60 (6-180)
30.3	at Minnesota, 9/11/78 (6-182) (OT)
30.4	at Houston, 10/26/69 (5-152)
31.0	at Kansas City, 12/18/83 (5-155)
31.4	vs. Houston, 11/6/60 (5-157)

### PUNT RETURNS

#### LOWEST OPPONENT PUNT RETURN AVERAGE

##### Season

4.81	1978 (47-226)
5.48	1995 (25-137)
5.97	2012 (33-197)
6.07	1991 (28-170)
6.13	1968 (46-282)
6.86	2015 (36-247)
6.87	2006 (39-268)
7.03	1969 (35-246)
7.10	1994 (39-275)
7.23	1990 (22-159)

#### FEWEST OPPONENT PUNTS RETURNED FOR TOUCHDOWN

##### Season

0	35 times (last: 2015)
---	-----------------------

### KICKOFF RETURNS

#### LOWEST OPPONENT KICKOFF RETURN AVERAGE

##### Season

17.14	1961 (42-720)
17.44	1989 (72-1,256)
17.68	1991 (62-1,096)
17.76	1993 (63-1,119)
17.91	1983 (46-824)
19.12	1990 (69-1,319)
19.15	1987 (61-1,168)
19.54	1992 (13-254)
19.90	1988 (52-1,035)
19.94	1994 (70-1,396)

#### FEWEST OPPONENT KICKOFFS RETURNED FOR TOUCHDOWN

##### Season

0	38 times (last: 2015)
---	-----------------------

# TEAM DEFENSIVE RECORDS / OPPONENT INDIVIDUAL RECORDS

## FIRST DOWNS

### FEWEST OPPONENT FIRST DOWNS

Season	
176	1982 (players' strike; nine-game season)
199	1970
206	1971
217	1977
222	1976
233	1961
234	1962
235	2004
239	1973
241	2003

### Game

3	vs. San Diego, 11/30/75 (OT)
5	vs. San Diego, 11/16/03
	vs. Green Bay, 10/17/99
	at Chicago, 12/12/76
6	at Cleveland, 10/24/71
	vs. Oakland, 11/20/66
7	Six times (last: vs. Kansas City, 12/9/07)

### FEWEST OPPONENT RUSHING FIRST DOWNS

Season	
53	1982 (players' strike; nine-game season)
60	2014
67	1996
	1970
73	2012
77	2003
	1977
80	2000
	1998
81	Two times (last: 2015)

### Game

0	at Oakland, 11/9/14
	vs. Carolina, 11/9/97
	vs. Kansas City, 10/27/96
	vs. Oakland, 10/16/95
1	26 times (last: vs. Oakland, 12/13/15)

### FEWEST OPPONENT PASSING FIRST DOWNS

Season	
91	1971
104	1982 (players' strike; nine-game season)
	1976
106	1975
118	1970
120	1978
121	1973
122	1966

### Game

1	at Chicago, 12/12/76
	vs. San Diego, 11/30/75 (OT)
2	vs. Kansas City, 12/30/12
	vs. San Diego, 11/16/03
	at Cincinnati, 10/22/00
	vs. Dallas, 10/8/61

### FEWEST OPPONENT FIRST DOWNS BY PENALTY

Season	
11	2006
12	1968
13	1993, 1984
14	1991, 1989, 1970
15	1990, 1988, 1984, 1962

## PENALTIES

### MOST OPPONENT PENALTIES

Season	
139	2005
138	1983
137	2003
134	1994
130	1997
128	1993
126	1986
123	2012
120	2004
119	1996

### MOST OPPONENT PENALTIES, CONT.

### Game

20	vs. Oakland, 12/15/96
16	vs. Baltimore, 12/11/83
	vs. Chicago, 9/26/78
15	at Oakland, 11/6/11
	vs. Oakland, 9/12/11
	at Jacksonville, 10/2/05
	vs. Houston, 10/6/85
14	Six times (last: vs. New England, 11/3/03)

### MOST OPPONENT PENALTY YARDS

### Season

1,118	1997
1,096	1983
1,062	2004
1,034	1986
1,033	1979
1,031	2003
	1994
1,019	1993
1,016	1999
989	2005

### Game

188	vs. Houston, 10/6/85
157	vs. Oakland, 12/15/96
147	vs. Chicago, 10/16/78
145	at Seattle, 12/8/79
140	at Houston, 10/26/69
137	at Kansas City, 11/16/98
134	at Seattle, 9/7/97
132	vs. Chicago, 9/30/73
131	vs. Oakland, 9/12/11
130	at Oakland, 11/6/11

## THIRD DOWNS (SINCE 1972)

### FEWEST OPPONENT THIRD DOWN ATTEMPTS

### Season

132	1982 (players' strike; nine-game season)
183	1987

### FEWEST OPPONENT THIRD DOWN CONVERSIONS

### Season

48	1982 (players' strike; nine-game season)
61	2003

### LOWEST OPPONENT THIRD DOWN PERCENTAGE

### Season

.295	2003 (61-207)
------	---------------

## INDIVIDUAL TOTAL OFFENSE

### MOST YARDS TOTAL OFFENSE

### (COMBINED PASSING AND RUSHING YARDS)

513	Tony Romo, at Dallas, 10/6/13 (506/7)
472	Matt Cassel, vs. Kansas City, 11/14/10 (469/3)
454	Aaron Brooks, at New Orleans, 12/3/00 (441/13)
448	Len Dawson, at Kansas City, 11/1/64 (435/13)
444	Aaron Rodgers, at Green Bay, 10/2/11 (308/36)
442	Ben Roethlisberger, at Pittsburgh, 11/5/06 (433/9)
	Kurt Warner, at St. Louis, 9/4/00 (441/1)
428	Dave Krieg, vs. Seattle, 11/20/83 (420/8)
421	Drew Brees, vs. New Orleans, 9/21/08 (421/0)
419	Cotton Davidson, at Oakland, 10/25/64 (419/0)

## RUSHING

### MOST CARRIES

37	LaDainian Tomlinson, at San Diego, 12/1/02 (OT)
36	Earl Campbell, vs. Houston, 11/2/80
35	Corey Dillon, at Cincinnati, 11/1/98
34	Larry Johnson, at Kansas City, 11/23/06
33	Justin Fargas, at Oakland, 12/2/07
	Shaun Alexander, at Seattle, 10/14/01
	Jerome Bettis, at L.A. Rams, 11/6/94
32	Jamal Lewis, at Baltimore, 10/26/03
31	Frank Gore, vs. San Francisco, 12/31/06 (OT)
	Dominic Rhodes, at Indianapolis, 1/6/02
	Curtis Martin, vs. N.Y. Jets, 10/3/99
	Mark van Eeghen, vs. Oakland, 10/30/77

## OPPONENT INDIVIDUAL RECORDS

### MOST RUSHING YARDS

278	Corey Dillon, at Cincinnati, 10/22/00
259	Jamaal Charles, vs. Kansas City, 1/3/10
227	Napoleon Kaufman, at Oakland, 10/19/97
220	LaDainian Tomlinson, at San Diego, 12/1/02 (OT)
218	Ahman Green, at Green Bay, 12/28/03
198	Larry Johnson, at Kansas City, 9/28/08
192	Curt Warner, at Seattle, 12/20/86
185	Billy Sims, vs. Detroit, 10/11/81
183	Jermaine Fazande, vs. San Diego, 1/2/00
	Paul Lowe, at San Diego, 12/22/63

### HIGHEST AVERAGE GAIN PER RUSH (MIN. 8 ATT.)

14.70	Michael Turner, vs. San Diego, 10/7/07 (10-147)
12.64	Corey Dillon, at Cincinnati, 10/22/00 (22-278)
12.58	Abner Haynes, at Miami, 9/17/67 (12-151)
12.50	Booker Russell, vs. Oakland, 11/25/79 (8-100)
11.58	Ed Podolak, at Kansas City, 12/6/70 (12-139)
11.00	Dick Post, at San Diego, 10/20/68 (11-121)
10.90	Ahman Green, at Green Bay, 12/28/03 (20-218)
10.76	Paul Lowe, at San Diego, 12/22/63 (17-183)
10.73	Billy Cannon, vs. Houston, 11/5/61 (11-118)
10.63	Tyrone Wheatley, at Oakland, 11/30/03 (8-85)

### LONGEST SCORING RUN

98	Ahman Green, at Green Bay, 12/28/03
85	Jeremy Hill, at Cincinnati, 12/22/14
83	Napoleon Kaufman, at Oakland, 10/19/97
82	Joe Delaney, at Kansas City, 10/18/81
79	Ki-Jana Carter, vs. Cincinnati, 9/21/97
77	Peter Warrick, at Cincinnati, 10/22/00
74	Michael Turner, vs. San Diego, 10/7/07
	Rodney Thomas, at Houston, 11/26/95
72	Walter Payton, at Chicago, 9/9/84
71	Jacoby Ford, at Oakland, 12/19/10

### LONGEST NON-SCORING RUN

76	LaDainian Tomlinson, at San Diego, 12/1/02
	Walter Payton, Chicago, 10/16/78
	Willmer Fowler, Buffalo, 11/27/60
72	Darren Nelson, at Minnesota, 10/26/87
	Booker Russell, Oakland, 11/25/79
65	Larry Johnson, at Kansas City, 9/28/08
	Pete Johnson, at Cincinnati, 10/23/77
61	Chris Chambers, at Miami, 9/11/05
	Napoleon Kaufman, at Oakland, 9/17/00
	Ed Podolak, vs. Kansas City, 10/4/70

### MOST RUSHING TOUCHDOWNS

4	Curt Warner, at Seattle, 12/11/88
	Eric Dickerson, at Indianapolis, 10/31/88
	Chuck Muncie, at San Diego, 11/29/81

## PASSING

### MOST PASSES ATTEMPTED

62	Joe Flacco, vs. Baltimore, 9/5/13
60	Aaron Brooks, at New Orleans, 11/21/04
	Joe Namath, at N.Y. Jets, 12/3/67
57	Kyle Orton, vs. Buffalo, 12/7/14
56	Drew Bledsoe, at New England, 10/1/95
55	Ben Roethlisberger, at Pittsburgh, 12/20/15
	Tom Brady, at New England, 9/24/06
54	Ben Roethlisberger, at Pittsburgh, 11/5/06
	Joe Montana, vs. Kansas City, 10/17/94
	George Blanda, vs. Houston, 10/17/65

### MOST PASSES COMPLETED

40	Ben Roethlisberger, at Pittsburgh, 12/20/15
39	Drew Brees, vs. New Orleans, 9/21/08
38	Kyle Orton, vs. Buffalo, 12/7/14
	Ben Roethlisberger, at Pittsburgh, 11/5/06
35	Andrew Luck, vs. Indianapolis, 9/7/14
	Rich Gannon, vs. Oakland, 12/30/01
34	Tom Brady, at New England, 11/24/13
	Joe Flacco, vs. Baltimore, 9/5/13
	Aaron Brooks, at New Orleans, 11/21/04
	Trent Green, vs. Kansas City, 12/7/03

### MOST YARDS PASSING

506	Tony Romo, at Dallas, 10/6/13
469	Matt Cassel, vs. Kansas City, 11/14/10
441	Aaron Brooks, at New Orleans, 12/3/00
	Kurt Warner, at St. Louis, 9/4/00
435	Len Dawson, at Kansas City, 11/1/64
433	Ben Roethlisberger, at Pittsburgh, 11/5/06
427	Cotton Davidson, at Oakland, 10/25/64
421	Drew Brees, vs. New Orleans, 9/21/08
420	Dave Krieg, vs. Seattle, 11/20/83
408	Aaron Rodgers, at Green Bay, 10/2/11

### HIGHEST COMPLETION PERCENTAGE (MIN. 10 ATTEMPTS)

.909	JaMarcus Russell, vs. Oakland, 11/23/08 (10-11)
.900	Pat Ryan, at N.Y. Jets, 10/20/86 (9-10)
.895	Rich Gannon, vs. Oakland, 11/11/02 (34-38)
.870	Bobby Hebert, at New Orleans, 11/20/88 (20-23)
.864	Dave Krieg, at Seattle, 12/11/88 (19-22)
.852	Jim Everett, vs. New Orleans, 12/24/94 (23-27)
.842	Trent Green, at Kansas City, 12/19/04 (16-19)
.833	Trent Dilfer, at Tampa Bay, 9/26/99 (15-18)
.821	Peyton Manning, vs. Indianapolis, 10/29/06 (32-39)
.818	Vance Evans, at Oakland, 12/24/95 (9-11)

### MOST TOUCHDOWN PASSES

6	Len Dawson, at Kansas City, 11/1/64
5	Tony Romo, at Dallas, 10/6/13
	John Hadl, vs. San Diego, 12/1/68
	George Blanda, vs. Houston, 10/2/66
	Cotton Davidson, at Oakland, 10/25/64
	Tom Flores, at Oakland, 12/15/63
	Johnny Green, vs. N.Y. Jets, 11/22/63

### MOST PASSES HAD INTERCEPTED

7	Ken Stabler, at Oakland, 10/16/77
6	Babe Parilli, vs. Boston, 9/3/67
	George Blanda, at Houston, 11/14/65
5	Craig Whelihan, at San Diego, 11/29/98
	Wade Wilson, at Minnesota, 10/26/87
	Joe Namath, at N.Y. Jets, 10/13/68
	George Blanda, vs. Houston, 10/17/65
	Babe Parilli, at Boston, 11/20/64
	George Blanda, at Houston, 12/2/62
	Tommy O'Connell, at Buffalo, 9/18/60

### LONGEST SCORING PASS PLAY

92	Len Dawson to Tom Brooker, vs. Dallas, 11/18/62
	Jack Lee to Bill Groman, at Houston, 11/20/60
91	Donovan McNabb to Terrell Owens, vs. Philadelphia, 10/30/05
	Jack Kemp to Keith Lincoln, vs. San Diego, 11/12/61
86	Steve Bartkowski to William Andrews, vs. Atlanta, 12/5/82
	Pete Beathard to Jerry Levias, vs. Houston, 11/16/69
85	Tobin Rote to Lance Alworth, vs. San Diego, 10/6/63
83	Ryan Leaf to Jeff Graham, vs. San Diego, 11/19/00
82	Tony Romo to Terrance Williams, at Dallas, 10/6/13
	Brett Favre to Greg Jennings, vs. Green Bay, 10/29/07

### LONGEST NON-SCORING PASS PLAY

90	Bubby Brister to Dwight Stone, vs. Pittsburgh, 10/14/90
84	Andy Dalton to Jerome Simpson vs. Cincinnati, 9/18/11
77	Tom Flores to Art Powell, vs. Oakland, 11/29/64
76	Warren Rabb to Cookie Gilchrist, vs. Buffalo, 10/28/62
75	George Blanda to Bill Groman, vs. Houston, 11/6/60



## OPPONENT INDIVIDUAL RECORDS

### RECEIVING

#### MOST RECEPTIONS

16	Antonio Brown, at Pittsburgh, 12/20/15
14	Justin Blackmon, vs. Jacksonville, 10/13/13
	Marshall Faulk, vs. St. Louis, 9/8/02
13	Wes Welker, at New England, 10/7/12
	Dwayne Bowe, vs. Kansas City, 11/14/10
	Andre Reed, at Buffalo, 9/18/89
12	Five times: (Last: Austin Collie, vs. Indianapolis, 9/26/10)

#### MOST RECEIVING YARDS

213	Curtis McClinton, at Kansas City, 12/19/65
211	Lance Alworth, at San Diego, 9/11/65
206	Stephone Paige, vs. Kansas City, 9/17/90
	James Lofton, vs. Green Bay, 10/15/84
200	Torrance Small, vs. New Orleans, 12/24/94
198	Warren Wells, at Oakland, 10/11/70
191	Steve Largent, vs. Seattle, 11/25/84
	George Sauer, at N.Y. Jets, 10/13/68
190	Justin Blackmon, vs. Jacksonville, 10/13/13
189	Antonio Brown, at Pittsburgh, 12/20/15

#### MOST RECEIVING TOUCHDOWNS

4	Lance Alworth, vs. San Diego, 12/1/68
3	16 times (last: D. Clark at Indianapolis, 12/13/09)

### PUNTING

#### MOST PUNTS

12	Rick Tuten, at Seattle, 11/28/93
11	Dave Zastudil, vs. Arizona, 10/5/14
	Adam Podlesh, vs. Chicago, 12/11/11
	Bob Parsons, at Chicago, 12/12/76
	Dennis Pardee, vs. San Diego, 11/20/75
10	10 times (last: M. King vs. Oakland, 12/13/15)

#### HIGHEST PUNTING AVERAGE (MIN. 4 PUNTS)

59.00	Shane Lechler, vs. Oakland, 12/24/05
(5-295)	
58.17	Shane Lechler, vs. Oakland, 9/12/11
(6-349)	
57.60	Ray Guy, vs. Oakland, 9/6/81 (5-288)
57.40	Steve O'Neal, N.Y. Jets, 9/21/69 (5-287)
56.67	Darren Bennett, vs. San Diego, 10/6/96 (6-340)
56.20	Rohn Stark, at Indianapolis, 10/13/85 (5-281)
55.80	Darren Bennett, vs. San Diego, 11/11/01 (5-279)
55.20	Rick Tuten, vs. Seattle, 12/1/96 (5-276)
55.13	Rodney Williams, vs. N.Y. Giants, 9/10/01 (8-441)
55.00	Shane Lechler, vs. Oakland, 10/15/06 (4-220)

#### LONGEST PUNT

*98	Steve O'Neal, vs. N.Y. Jets, 9/21/69
90	Rodney Williams, vs. N.Y. Giants, 9/10/01
87	Bob Scarpitto, vs. Boston, 9/29/68
80	Jim Miller, vs. San Francisco, 9/19/82
77	Shane Lechler, vs. Oakland, 9/12/11
73	Tom Tupa, vs. New England, 10/6/97
	Brian Hansen, at Cleveland, 9/27/92
	Dennis Pardee, vs. San Diego, 10/17/71
	Curley Johnson, vs. N.Y. Jets, 10/3/65
72	Mike Eischeid, vs. Oakland, 11/10/68
	Wayne Crow, vs. Oakland, 10/1/60

\* - NFL Record

### PUNT RETURNS

#### MOST PUNT RETURNS

9	Rodger Bird, at Oakland, 9/10/67
7	Eric Metcalf, vs. Washington, 11/18/01
	Tamarick Vanover, vs. Kansas City, 12/5/99
	Larry Anderson, at Baltimore, 9/11/83
	Greg Pruitt, at L.A. Raiders, 12/26/82
6	10 times (last: N. Miller vs. Oakland, 10/24/10)

#### MOST YARDS ON PUNT RETURNS

148	Rodger Bird, at Oakland, 9/10/67
137	Dick Christy, at N.Y. Titans, 9/24/61
135	Leodis McKelvin, at Buffalo, 12/24/11
131	Tamarick Vanover, vs. Kansas City, 12/5/99
129	Darrien Gordon, at Oakland, 10/10/99

#### MOST YARDS ON PUNT RETURNS, CONT.

127	Neal Colzie, vs. Oakland, 11/2/75
123	Jitter Fields, at Kansas City, 10/18/87
106	Tom Casanova, at Cincinnati, 10/8/72
105	Dante Hall, at Kansas City, 10/5/03
100	Reggie Swinton, at Dallas, 11/22/01

#### MOST PUNTS RETURNED FOR TOUCHDOWN

2	Dick Christy, at N.Y. Titans, 9/24/61
---	---------------------------------------

#### LONGEST SCORING PUNT RETURN

93	Dante Hall, at Kansas City, 10/5/03
89	Johnnie Lee Higgins, vs. Oakland, 11/23/08
88	Joey Galloway, at Seattle, 9/8/96
86	Az-Zahir Hakim, at St. Louis, 9/4/00
85	Jitter Fields, at Kansas City, 10/18/87
84	Julian Edelman, at New England, 11/2/14
83	Eric Metcalf, at San Diego, 11/30/97
82	Bobby Jancik, at Houston, 12/20/64
80	Leodis McKelvin, at Buffalo, 12/24/11
	Tamarick Vanover, vs. Kansas City, 12/5/99

#### LONGEST NON-SCORING PUNT RETURN

78	Darrien Gordon, at Oakland, 10/10/99
72	Greg Pruitt, at Cleveland, 10/27/74
64	Neal Colzie, vs. Oakland, 11/2/75
	Emmitt Thomas, at Kansas City, 10/8/66
63	Golden Tate, vs. Seattle, 9/19/10
62	Antoine Cason, vs. San Diego, 1/2/11
	Dick Christy, vs. N.Y. Titans, 10/22/61
60	Ed Podolak, vs. Kansas City, 10/4/70
59	Noland Smith, at Kansas City, 10/29/67
58	Eddie Royal, at San Diego, 12/14/14

### KICKOFF RETURNS

#### MOST KICKOFF RETURNS

8	Jason McAddley, at Tennessee, 12/25/04
	Tony Horne, at St. Louis, 9/4/00
7	10 times (last: D. Sproles, at San Diego, 10/19/09)

#### MOST YARDS ON KICKOFF RETURNS

215	Travis Minor, vs. Miami, 10/13/02
212	Tremain Mack, at Cincinnati, 11/1/98
209	Leon Washington, vs. Tennessee, 12/8/13
206	Reggie Barlow, vs. Jacksonville, 10/25/98
199	Tamarick Vanover, at Kansas City, 11/16/97
192	Darren Sproles, vs. San Diego, 9/14/08
188	Brian Mitchell, vs. Washington, 9/17/95
187	Marc Mariani, at Tennessee, 10/3/10
175	Andre Coleman, vs. San Diego, 11/19/95
173	MarTay Jenkins, at Arizona, 9/23/01

#### MOST KICKOFFS RETURNED FOR TOUCHDOWN

1	18 times (last: K. Davis, at Kansas City, 12/1/13)
---	--

#### LONGEST SCORING KICKOFF RETURN

108	Knile Davis, at Kansas City, 12/1/13
106	Noland Smith, vs. Kansas City, 12/17/67
103	Darren Sproles, vs. San Diego, 9/14/08
100	Darrick Vaughn, vs. Atlanta, 9/10/00
99	Dave Grayson, vs. Kansas City, 9/7/63
98	Marc Mariani, at Tennessee, 10/3/10
97	Dante Hall, at Kansas City, 12/19/04
	Tamarick Vanover, vs. Kansas City, 10/27/96
95	Lardarius Webb, at Baltimore, 11/1/09
91	Andre Coleman, vs. San Diego, 11/19/95

#### LONGEST NON-SCORING KICKOFF RETURN

95	Leon Washington, vs. Tennessee, 12/8/13
91	Reggie Barlow, vs. Jacksonville, 10/25/98
87	B.J. Sams, vs. Baltimore, 12/11/05
80	Adam Jones, at Cincinnati, 12/22/14
	Dave Grayson, vs. Kansas City, 10/11/64
77	Tamarick Vanover, at Kansas City, 11/16/97
74	Reggie Jones, vs. San Diego, 11/11/01
70	Ron Smith, at San Diego, 12/9/73
68	Derrick Collors, vs. New England, 9/7/98
	Robert Brooks, at Green Bay, 10/10/93
	Anthony Hancock, vs. Kansas City, 12/19/82

## OPPONENT INDIVIDUAL AND TEAM RECORDS

### INTERCEPTIONS

#### MOST INTERCEPTIONS

- 3 Mark Kelso, at Buffalo, 12/12/92
- Ross Brupbacher, at Chicago, 12/12/76
- Charlie Phillips, at Oakland, 12/8/75
- Chris Fletcher, vs. San Diego, 11/30/75 (OT)
- Joe Beauchamp, at San Diego, 9/24/72
- Ken Ellis, at Green Bay, 9/26/71
- Johnny Robinson, at Kansas City, 12/6/70
- Charley Warner, vs. Buffalo, 9/19/65
- Bobby Ply, at Dallas, 12/9/62
- Jim Norton, at Houston, 12/2/62

#### MOST YARDS ON INTERCEPTION RETURNS

- 134 Terry McDaniel, at L.A. Raiders, 11/22/92
- 105 Derrick Johnson, vs. Kansas City, 1/3/10
- 103 Vencie Glenn, at San Diego, 11/29/87
- 100 Chris Houston, vs. Detroit, 10/30/11
- 99 Stanley Richard, vs. San Diego, 9/4/94
- Bobby Hunt, at Kansas City, 12/8/63
- 98 Rod Woodson, vs. Oakland, 11/11/02
- 97 Julius Peppers, vs. Carolina, 10/10/04
- 95 Joe Beauchamp, at San Diego, 9/24/72
- 94 Eric Turner, at Oakland, 9/20/98

#### LONGEST SCORING INTERCEPTION RETURN

- 103 Vencie Glenn, at San Diego, 11/29/87
- 100 Chris Houston, vs. Detroit, 10/30/11
- 99 Stanley Richard, vs. San Diego, 9/4/94
- 98 Rod Woodson, vs. Oakland, 11/11/02
- 94 Eric Turner, at Oakland, 9/20/98
- 86 Greg Townsend, at L.A. Raiders, 12/4/88
- 80 Quentin Jammer, at San Diego, 10/15/12
- Coy Bacon, vs. San Diego, 11/11/73
- 78 George Martin, at N.Y. Giants, 11/23/86
- 75 Scott Turner, vs. San Diego, 11/19/00

#### LONGEST NON-SCORING INTERCEPTION RETURN

- 97 Julius Peppers, vs. Carolina, 10/10/04
- 87 Ron Hall, vs. Boston, 9/18/66
- 69 Robert Blackmon, at Seattle, 11/30/92
- Doug Hart, at Green Bay, 9/26/71
- 67 Terry McDaniel, at L.A. Raiders, 11/22/92 (1)
- Terry McDaniel, at L.A. Raiders, 11/22/92 (2)
- 66 Ken Riley, at Cincinnati, 10/19/69
- Bobby Hunt, at Kansas City, 12/8/63
- 62 Lester Hayes, at Oakland, 12/1/80
- Jim Norton, at Houston, 12/20/64

### SCORING

#### MOST TOUCHDOWNS

- 4 Darren McFadden, vs. Oakland, 10/24/10
- LaDainian Tomlinson, vs. San Diego, 11/19/06
- Curt Warner, at Seattle, 12/11/88
- Eric Dickerson, at Indianapolis, 10/31/88
- Chuck Muncie, at San Diego, 11/29/81
- Lance Alworth, vs. San Diego, 12/1/68
- Bert Coan, vs. Kansas City, 10/23/66
- Frank Jackson, at Dallas, 12/10/62
- 3 28 times (last: R. Mathews, vs. San Diego, 1/2/11)

#### MOST POINTS SCORED

- 25 Jay Feely, at Arizona, 12/12/10
- 24 Darren McFadden, vs. Oakland, 10/24/10
- LaDainian Tomlinson, vs. San Diego, 11/19/06
- Curt Warner, at Seattle, 12/11/88
- Eric Dickerson, at Indianapolis, 10/31/88
- Chuck Muncie, at San Diego, 11/29/81
- Lance Alworth, San Diego, 12/1/68
- Bert Coan, Kansas City, 10/23/66
- Frank Jackson, at Dallas, 12/10/61
- 22 Gino Cappelletti, at Boston, 10/18/63

### FIELD GOALS

#### MOST FIELD GOALS

- 6 Jeff Wilkins, at St. Louis, 9/10/06
- Gary Anderson, at Pittsburgh, 10/23/88
- Gino Cappelletti, vs. Boston, 10/4/64
- 5 Cairo Santos, vs. Kansas City, 11/15/15
- Greg Zuerlein, at St. Louis, 11/16/14
- Nick Novak, vs. San Diego, 10/9/11
- Jay Feely, at Arizona, 12/12/10
- Mike Vanderjagt, at Indianapolis, 1/6/02
- Jeff Jaeger, at L.A. Raiders, 12/11/94
- John Carney, at San Diego, 10/23/94
- Nick Lowery, at Kansas City, 9/20/93
- Don Cockroft, vs. Cleveland, 10/19/75
- Bruce Gossett, vs. San Francisco, 9/23/73

#### LONGEST FIELD GOAL

- 63 Sebastian Janikowski, vs. Oakland, 9/12/11
- 58 Steve Cox, vs. Cleveland, 12/4/83
- 57 Robbie Gould, vs. Chicago, 12/11/11
- Neil Rackers, vs. Houston, 12/26/10
- Don Cockroft, vs. Cleveland, 10/29/72
- 56 Mason Crosby, vs. Green Bay, 11/1/15
- Nick Folk, vs. N.Y. Jets, 10/17/10
- Rob Bironas, vs. Tennessee, 11/19/07
- 55 Adam Vinatieri, at Indianapolis, 11/8/15
- Greg Zuerlein, at St. Louis, 11/16/14
- Connor Barth, vs. Tampa Bay, 12/2/12
- Rob Bironas, at Tennessee, 10/3/10
- Jay Feely, at Arizona, 12/12/10
- Sebastian Janikowski, at Oakland, 11/12/06
- Steve Christie, at Buffalo, 10/26/97
- Dean Biasucci, vs. Indianapolis, 10/15/89
- Morten Andersen, vs. New Orleans, 9/15/85
- Raul Allegre, vs. Baltimore, 12/11/83
- Jan Stenerud, vs. Kansas City, 10/4/70

### OPPONENT TEAM RECORDS

#### SCORING

##### MOST POINTS SCORED

##### Season

- 473 1963
- 471 2010
- 448 2008
- 438 1964
- 432 1961
- 409 2007
- 1967
- 404 1968
- 399 2013
- 396 1994

##### Game

- 59 vs. Oakland, 10/24/10
- vs. Kansas City, 9/7/63
- 58 at San Diego, 12/22/63
- 56 vs. Kansas City, 10/23/66
- 55 at Indianapolis, 10/31/88
- at San Diego, 10/20/68
- vs. Houston, 11/5/61
- 52 at San Diego, 12/28/08
- at Kansas City, 10/29/67
- at Kansas City, 12/8/63

#### TOTAL OFFENSE

##### MOST TOTAL PLAYS

##### Game

- 93 vs. Pittsburgh, 9/22/74 (OT)
- 92 vs. Cincinnati, 9/2/84
- 89 at New England, 10/7/12
- 87 vs. Baltimore, 9/5/13
- at Oakland, 10/16/77
- at Baltimore, 11/10/74
- 85 vs. Indianapolis, 11/24/02 (OT)
- 85 at Oakland, 12/17/60
- 84 at New England, 11/24/13
- at Kansas City, 10/24/76
- vs. Houston, 10/13/63

## OPPONENT TEAM RECORDS

### MOST YARDS OF TOTAL OFFENSE

#### Season

6,253	2010 (2,473 rush/3,780 pass)
5,993	2008 (2,337/3,656)
5,907	1994 (1,752/4,155)
5,725	2011 (2,021/3,704)
5,696	2013 (4,070/1,626)
5,687	1984 (1,664/4,023)
5,609	1983 (1,938/3,671)
5,544	2000 (1,598/3,946)
5,471	1988 (2,538/2,933)
5,376	2007 (2,282/3,094)

#### Game

634	at Oakland, 10/25/64 (207 rush/427 pass)
614	vs. Kansas City, 10/23/66 (380/234)
582	vs. Houston, 11/5/61 (234/348)
581	at San Diego, 10/20/68 (211/370)
571	at Cincinnati, 11/22/81 (184/387)
536	at Seattle, 12/20/86 (298/238)
532	at Oakland, 12/17/60 (220/312)
530	at Pittsburgh, 10/22/79 (236/294)
524	vs. Kansas City, 1/3/10 (317/207)
522	at Dallas, 10/6/13 (52/470)

### HIGHEST AVERAGE GAIN PER PLAY

#### Season

6.14	1963 (828-5,081)
6.05	2008 (990-5,993)
5.92	2010 (1,056-6,253)
5.77	1994 (1,023-5,907)
5.76	2000 (962-5,544)
5.65	1967 (921-5,201)
5.53	1960 (928-5,132)
5.52	1990 (969-5,345)
5.48	1968 (917-5,024)
5.47	1964 (908-4,970)

#### Game

10.30	vs. San Diego, 10/6/63 (40-412)
10.02	at San Diego, 10/20/68 (58-581)
9.74	vs. Kansas City, 10/23/66 (63-614)
9.67	at Dallas, 10/6/13 (54-522)
9.33	at St. Louis, 9/4/00 (55-513)
8.80	vs. San Diego, 10/7/07 (55-484)
8.79	at Seattle, 12/20/86 (61-536)
8.77	vs. San Diego, 9/14/08 (52-456)
8.73	vs. Kansas City, 1/3/10 (60-524)
8.60	at Oakland, 10/25/64 (73-628)

## RUSHING

### MOST RUSHES

#### Season

554	1980
552	1988
549	1978
541	1960
531	2010
526	1975
509	1983
502	1979
501	2007
496	1976

#### Game

62	at New England, 11/28/76
60	at Buffalo, 10/5/75
58	at Buffalo, 11/8/87
57	vs. Oakland, 10/30/77
54	at New England, 10/7/12
52	vs. Oakland, 10/24/10
	vs. Chicago, 9/30/73
50	at Chicago, 9/9/84
	vs. Dallas, 10/8/61
49	vs. Detroit, 10/11/81
	at Kansas City, 12/7/80
	vs. Buffalo, 11/27/60

### MOST YARDS RUSHING

#### Season

2,538	1988
2,473	2010
2,337	2008
2,282	2007
2,145	1960
2,117	1980
2,076	1967
2,064	1964
2,059	2009
2,029	1966

#### Game

407	at Cincinnati, 10/22/00
380	vs. Kansas City, 10/23/66
332	at New England, 11/28/76
328	vs. Oakland, 10/24/10
317	vs. Kansas City, 1/3/10
302	at Chicago, 9/9/84
298	at Seattle, 12/20/86
293	at Buffalo, 10/5/76
289	at San Diego, 12/28/08
272	at San Diego, 10/18/64

### HIGHEST AVERAGE GAIN PER RUSH

#### Season

4.98	2008 (469-2,337)
4.87	1964 (424-2,064)
4.73	1997 (381-1,803)
4.68	1967 (444-2,076)
4.66	2010 (531-2,473)
4.65	2000 (344-1,598)
4.60	1966 (441-2,029)
4.60	1988 (552-2,538)
4.55	2007 (501-2,282)
4.50	2009 (458-2,059)

#### Game (min. 10 rushes)

11.00	at Cincinnati, 10/22/00 (37-407)
9.27	vs. Kansas City, 10/23/66 (41-380)
9.06	vs. Kansas City, 1/3/10 (35-317)
8.44	at San Diego, 12/22/63 (32-270)
8.08	vs. Oakland, 12/15/96 (13-105)
8.05	at Seattle, 12/20/86 (37-298)
7.95	vs. N.Y. Jets, 11/8/92 (20-159)
7.81	at Minnesota, 9/29/91 (26-203)
7.80	vs. Cincinnati, 9/21/97 (25-195)
7.71	at Green Bay, 12/28/03 (34-262)

### MOST RUSHING TOUCHDOWNS

#### Season

26	2010
	2008
24	1965
21	2002
	1988
	1967
	1964
20	1968
19	1995
	1975
	1960

#### Game

5	Five times (last: vs. Oakland, 10/24/10)
---	--

## PASSING

### MOST PASS ATTEMPTS

#### Season

641	2014
632	1984
613	2013
	2005
596	1998
574	2000
573	2015
568	1994
566	2002
	1996

## OPPONENT TEAM RECORDS

### MOST PASS ATTEMPTS, CONT.

Game	
62	vs. Baltimore, 9/5/13
	at N.Y. Jets, 12/3/63
60	at New Orleans, 11/21/04
59	at New England, 10/8/95
57	vs. Buffalo, 12/7/14
56	vs. Houston, 10/17/65
55	Three times: (last at Pittsburgh, 12/20/15)

### MOST COMPLETIONS

Season	
399	2014
360	2002
357	2013
346	1984
345	1998
344	2015
	2005
333	2011
	2008
327	2006

### Game

40	at Pittsburgh, 12/20/15
39	vs. New Orleans, 9/21/08
38	vs. Buffalo, 12/7/14
	at Pittsburgh, 11/5/06
35	vs. Oakland, 12/30/01
34	at New England, 11/24/13
	vs. Baltimore, 9/5/11
	at New Orleans, 11/21/04
	vs. Kansas City, 12/7/03
	vs. Oakland, 11/11/02
	vs. Kansas City, 10/17/94

### MOST YARDS PASSING (NET YARDS)

Season	
4,155	1994
4,070	2013
4,023	1984
3,946	2000
3,780	2010
3,731	1993
3,704	2011
3,671	1983
3,656	2008
3,648	1998

### Game

470	at Dallas, 10/6/13
433	vs. Kansas City, 11/14/10
	at St. Louis, 9/4/00
427	at Oakland, 10/25/64
425	at New Orleans, 12/3/00
414	vs. New Orleans, 9/21/08
406	vs. Seattle, 11/25/84
403	at Pittsburgh, 11/5/06
399	vs. N.Y. Jets, 9/24/67
396	at Green Bay, 10/2/11

### HIGHEST COMPLETION PERCENTAGE

Season	
.673	2008 (333-495)
.636	2002 (360-566)
.624	2011 (333-534)
.622	2014 (399-641)
.609	2007 (279-458)
.608	2006 (327-538)
.601	1980 (270-449)
.600	2015 (344-573)
.598	2001 (308-515)
.593	1990 (284-479)
.592	2010 (297-502)

### Game (min. 10 attempts)

.917	vs. Oakland, 11/23/08 (11-12)
.895	vs. Oakland, 11/11/02 (34-38)
.870	at New Orleans, 11/20/88 (20-23)
.864	at Seattle, 12/11/88 (19-22)
.821	vs. Indianapolis, 10/29/06 (32-39)
.813	vs. New Orleans, 9/21/08 (39-48)
	at Atlanta, 11/26/72 (13-16)
.810	at Kansas City, 12/16/01 (17-21) (OT)
.800	at Baltimore, 11/1/09 (20-25)
	vs. New Orleans, 12/24/94 (28-35)
	vs. Oakland, 10/17/76 (16-20)

### MOST TOUCHDOWN PASSES THROWN

Season	
40	1963
30	1961
29	2014
	2013
	1964
28	1998
	1994
27	1967

### Game

6	at Kansas City, 11/1/64
5	11 times (last: at Dallas, 10/6/13)

## FIRST DOWNS

### MOST FIRST DOWNS

Season	
339	2013
334	2010
327	2008
322	1995
321	1983
316	1988
315	2011
311	2014
	1984

### Game

35	at New England, 10/7/12
33	vs. Pittsburgh, 9/22/74 (OT)
30	vs. Kansas City, 11/14/10
	at Indianapolis, 9/30/07
29	at New England, 11/2/14
	vs. Oakland, 10/24/10
	at Buffalo, 9/18/89
	vs. Cincinnati, 9/2/84
	vs. Seattle, 10/20/83
	vs. Kansas City, 10/24/76
	at Oakland, 10/25/64
	at Oakland, 12/17/60

### MOST FIRST DOWNS RUSHING

Season	
140	1988
126	2010
125	1980
122	2008
121	1975
119	2007, 1983
115	1967
114	1995
112	1960

### Game

21	at New England, 11/28/76
18	at New England, 10/7/12
	vs. Oakland, 10/24/10
	at Indianapolis, 9/30/07
17	at Baltimore, 10/10/10
	at San Diego, 12/28/08
16	Five times (last: at Seattle, 12/11/88)

### MOST FIRST DOWNS PASSING

Season	
219	2014
208	2013
206	1984
189	2000
186	2008
	1995
185	1983
184	2010

## OPPONENT TEAM RECORDS

### MOST FIRST DOWNS PASSING, CONT.

#### Game

24	vs. Kansas City, 11/14/10
22	at New England, 11/2/14
	at San Diego, 11/28/82
21	at Pittsburgh, 12/20/15
	at Pittsburgh, 11/5/06
	vs. Kansas City, 12/7/03
	vs. Oakland, 12/30/01
	vs. Kansas City, 10/17/94
	vs. L.A. Rams, 11/27/88
	vs. Seattle, 11/20/83
	vs. San Diego, 12/1/68

### MOST FIRST DOWNS BY PENALTY

#### Season

46	2015
41	2013
32	2014
	2011
31	2012
30	2005
	2001
	1997
	1969

#### Game

10	at N.Y. Giants, 9/15/13
7	at Indianapolis, 11/8/15
	at San Diego, 11/30/97
6	vs. Cincinnati, 9/21/97
	vs. Oakland, 12/15/96
	at Oakland, 11/9/69
	vs. Miami, 12/4/66

### PUNTING

#### MOST PUNTS

#### Season

95	2004
	1977
94	1997
	1985
93	2012
92	2015
	2011
	1999
91	1976
89	1970

#### Game

12	at Seattle, 11/28/93
11	vs. Arizona, 10/5/14
	vs. Chicago, 12/11/11
	at Chicago, 12/12/76
	vs. San Diego, 11/30/75 (OT)

### HIGHEST PUNTING AVERAGE

#### Season

48.1	2012 (94-4,524)
47.3	2011 (92-4,350)
47.0	2001 (77-3,618)
46.5	2015 (92-4,278)
46.4	2008 (52-2,413)
46.3	2009 (76-3,520)
46.1	1996 (83-3,825)
46.1	2013 (89-4,100)
45.9	2014 (88-45.9)
45.8	1965 (73-3,347)

#### Game (min. 4 punts)

59.00	vs. Oakland, 12/24/05 (5-295)
58.17	vs. Oakland, 9/12/11 (6-349)
57.40	vs. N.Y. Jets, 9/21/69 (5-287)
56.67	vs. San Diego, 10/6/96 (6-340)
56.20	at Indianapolis, 10/13/85 (5-281)
55.80	vs. San Diego, 11/11/01 (5-279)
55.20	vs. Seattle, 12/1/96 (5-276)
55.13	vs. N.Y. Giants, 9/10/01 (8-441)
55.00	at Oakland, 10/15/06 (4-220)
54.80	vs. San Diego, 11/18/12 (9-493)

### PUNT RETURNS

#### MOST PUNT RETURNS

#### Season

61	1967
56	1970
55	1983
54	1977
52	1980, 1979
51	2011
50	2010
48	2001
47	1978

#### Game

9	at Oakland, 9/10/67
8	at Buffalo, 11/19/67
7	vs. Washington, 11/18/01
	vs. Kansas City, 12/5/99
	at Chicago, 9/9/84
	at Baltimore, 9/11/83
	at L.A. Raiders, 12/26/82
	at San Diego, 11/14/76
	at Cincinnati, 9/12/76
	vs. Houston, 11/16/69

### MOST PUNT RETURN YARDS

#### Season

718	1967
600	1999
585	2011
560	2003
550	2010
534	1975
529	1974
526	1964
524	1983
517	2001

#### Game

143	at Oakland, 9/10/67
142	at N.Y. Titans, 9/24/61
135	at Buffalo, 12/24/11
134	at Cleveland, 10/27/74
	at Cincinnati, 10/8/72
131	vs. Kansas City, 12/5/99
129	at Oakland, 10/10/99
123	at Kansas City, 10/18/87
118	at Kansas City, 12/19/65
105	at Kansas City, 10/5/03

### MOST PUNT RETURN TOUCHDOWNS

#### Season

2	2007, 1987, 1961
---	------------------

#### Game

2	at N.Y. Titans, 9/24/61
---	-------------------------

### KICKOFF RETURNS

#### MOST KICKOFF RETURNS

#### Season

90	2000
89	1998, 1997
81	2002
77	1995
76	1996
73	2003
72	1989
70	1999, 1994

#### Game

9	at Kansas City, 12/6/09
	vs. Cleveland, 10/15/00
	at San Diego, 12/9/73
	at Houston, 10/14/73
8	12 times (last: at Kansas City, 11/30/14)

## OPP. TEAM RECORDS / POST IND. RECORDS - SERVICE / OFFENSE

### MOST KICKOFF RETURN YARDS

#### Season

2,006	1998
1,934	2000
1,827	1997
1,781	2002
1,696	2005
1,679	2003
1,671	1995
1,635	2004
1,602	1996
1,554	2008

#### Game

257	vs. Atlanta, 9/10/00
238	at Kansas City, 10/8/66
223	vs. Jacksonville, 10/25/98
215	vs. Miami, 10/13/02
	at Houston, 9/3/66
214	vs. Kansas City, 10/11/64
212	vs. San Diego, 9/14/08
	at Cincinnati, 11/1/98
209	vs. Tennessee, 12/8/13
202	vs. Kansas City, 10/23/66

### MOST KICKOFF RETURN TOUCHDOWNS

#### Season

2	1995
---	------

#### Game

1	19 times (last: at Kansas City, 12/1/13)
---	--

### PENALTIES

#### FEWEST OPPONENT PENALTIES

#### Season

58	1967
61	1963
62	1960
63	1982 (players' strike; nine-game season), 1964
64	1968
75	1966
76	1962
78	2009, 1974, 1971

#### Game

0	at Chicago, 11/22/15
	vs. San Diego, 10/9/11
	at Miami, 12/21/98
	at Oakland, 12/19/71

#### FEWEST OPPONENT PENALTY YARDS

#### Season

516	1963
571	1982 (players' strike; nine-game season), 1966
573	1964
585	1974
628	2007, 1967
633	1960
678	1962
715	1992, 1976

#### Game

0	at Chicago, 11/22/15
	vs. San Diego, 10/9/11
	at Miami, 12/21/98
	at Oakland, 12/19/71
4	at Miami, 12/20/75
5	vs. Washington, 10/27/13
	vs. Kansas City, 12/7/08
	at San Diego, 12/1/02 (OT)
	at Kansas City, 12/7/86
	vs. Kansas City, 12/14/85
	vs. Minnesota, 11/18/84
	at Houston, 9/3/66
	vs. Boston, 11/1/62

## POSTSEASON RECORDS

### SERVICE

#### MOST POSTSEASON GAMES

22	John Elway, 1983-98
17	Tyrone Braxton, 1987-93, '95-99
14	Steve Atwater, 1989-98
	Jason Elam, 1993-2007
	Ken Lanier, 1981-92, '94
	Karl Mecklenburg, 1983-94
13	Tom Nalen, 1994-2008
	Dennis Smith, 1981-94
	Rod Smith, 1995-2007
12	Keith Burns, 1994-98, '00-03, '05-06
	Simon Fletcher, 1985-95
	Greg Kragen, 1985-95
	Randy Robbins, 1984-91
	Shannon Sharpe, 1990-99, '02-03
11	Keith Bishop, 1980-89
	Dwayne Carswell, 1994-2005
	Rick Dennison, 1982-90
	Mike Horan, 1986-92
	Clarence Kay, 1984-92
	Gary Kubiak, 1983-91
	Trevor Pryce, 1997-2005
	Steve Sewell, 1985-92
	Sammy Winder, 1982-90

#### MOST POSTSEASON STARTS

21	John Elway, 1983-98
14	Steve Atwater, 1989-98
13	Tyrone Braxton, 1987-93, '95-99
	Ken Lanier, 1981-92, '94
	Karl Mecklenburg, 1983-94
	Tom Nalen, 1994-2008
	Dennis Smith, 1981-94
12	Shannon Sharpe, 1990-99, '02-03
	Greg Kragen, 1985-95
	Rod Smith, 1995-2007
11	Keith Bishop, 1980-89
10	Demaryius Thomas, 2011-15
	Steve Foley, 1976-86
	Tom Jackson, 1973-86
	Louis Wright, 1975-86

### TOTAL OFFENSE

#### MOST YARDS TOTAL OFFENSE

#### (COMBINED RUSHING AND PASSING YARDS)

#### Career

5,425	John Elway, 1983-98 (461/4,964)
1,957	Peyton Manning, 2012-14 (7/1,950)
1,140	Terrell Davis, 1995-2002 (1,140/0)
941	Jake Plummer, 2003-06 (56/885)
605	Craig Morton, 1977-82 (-4/605)
515	Tim Tebow, 2010-11 (63/452)
461	Sammy Winder, 1982-90 (461/0)
323	C.J. Anderson, 2013-15 (323/0)
231	Gary Kubiak, 1983-91 (19/212)

#### Game

424	Elway, vs. Cleveland, 1/14/90 (39/385)
399	Manning, vs. New England, 1/19/14 (-1/400)
366	Tebow, vs. Pittsburgh, 1/8/12 (50/316)
338	Elway, vs. Atlanta, 1/31/99 (2/336)
331	Elway, vs. N.Y. Giants, 1/25/87 (27/304)
325	Elway, vs. L.A. Raiders, 1/9/94 (23/302)
317	Elway, vs. Cleveland, 1/17/88 (36/281)
300	Elway, at Cleveland, 1/11/87 (56/244) (OT)
296	Elway, vs. Houston, 1/4/92 (39/257)
289	Manning, vs. Baltimore, 1/12/13 (-1/289) (2 OT)
	Elway, vs. Washington, 1/31/88 (32/257)



## POSTSEASON INDIVIDUAL RECORDS — OFFENSE

### RUSHING

#### MOST RUSHES

##### Career

204	Terrell Davis, 1995-2002
144	Sammy Winder, 1982-90
94	John Elway, 1983-98
74	C.J. Anderson, 2013-15
56	Ronnie Hillman, 2012-15
52	Knowshon Moreno, 2009-13
43	Mike Anderson, 2000-05
38	Bobby Humphrey, 1989-91
	Otis Armstrong, 1973-80

##### Game

32	Davis, vs. N.Y. Jets, 1/17/99
31	Davis, vs. Jacksonville, 12/27/97
30	Davis, vs. Green Bay, 1/25/98
26	Davis, at Pittsburgh, 1/11/98
	Winder, at Cleveland, 1/11/87 (OT)
25	Davis, vs. Atlanta, 1/31/99
	Davis, at Kansas City, 1/4/98
23	C. Anderson, vs. Carolina, 2/7/16
	Moreno, vs. San Diego, 1/12/14
22	Hillman, vs. Baltimore, 1/12/13 (2 OT)

#### MOST RUSHING YARDS

##### Career

1,140	Terrell Davis, 1995-2002
461	John Elway, 1983-98
	Sammy Winder, 1982-90
323	C.J. Anderson, 2013-15
190	Knowshon Moreno, 2009-13
169	Bobby Humphrey, 1989-91
152	Derek Loville, 1997-99
145	Ronnie Hillman, 2012-15
	Mike Anderson, 2000-05
141	Otis Armstrong, 1973-80

##### Game

199	Davis, vs. Miami, 1/9/99
184	Davis, vs. Jacksonville, 12/27/97
167	Davis, vs. N.Y. Jets, 1/17/99
157	Davis, vs. Green Bay, 1/25/98
139	Davis, at Pittsburgh, 1/11/98
103	Loville, vs. Jacksonville, 12/27/97
102	Davis, vs. Atlanta, 1/31/99
	Winder, vs. New England, 1/4/87
101	Davis, at Kansas City, 1/4/98
91	Davis, vs. Jacksonville, 1/4/97

#### HIGHEST RUSHING AVERAGE

##### Career (min. 10 carries)

6.1	Derek Loville, 1997-99 (25-152)
5.6	Terrell Davis, 1995-2002 (204-1,140)
4.9	John Elway, 1983-98 (94-461)
4.8	Gene Lang, 1984-87 (29-138)
4.6	C.J. Anderson, 2013-14 (20-89)
4.4	Bobby Humphrey, 1989-91 (38-169)
4.4	C.J. Anderson, 2013-15 (74-323)
4.3	Tatum Bell, 2004-06, '08 (23-99)
4.2	Tim Tebow, 2010-11 (15-63)
4.0	Clinton Portis, 2002-03 (17-68)

##### Game (min. 10 carries)

9.5	Davis, vs. Miami, 1/9/99 (21-199)
9.4	Loville, vs. Jacksonville, 12/27/97 (11-103)
6.5	Davis, vs. Jacksonville, 1/4/97 (14-91)
5.9	Davis, vs. Jacksonville, 12/27/97 (31-184)
5.4	Winder, vs. New England, 1/4/87 (19-102)
5.3	Davis, at Pittsburgh, 1/11/98 (26-139)
5.2	Davis, vs. Green Bay, 1/25/98 (30-157)
5.2	Davis, vs. N.Y. Jets, 1/17/99 (32-167)
5.2	Ball, vs. San Diego, 1/12/14 (10-52)
5.1	Humphrey, vs. San Francisco, 1/28/90 (12-61)

#### MOST RUSHING TOUCHDOWNS

##### Career

12	Terrell Davis, 1995-2002
6	John Elway, 1983-98
3	Mike Anderson, 2000-05
	Derek Loville, 1997-99
2	C.J. Anderson, 2013-15
	Howard Griffith, 1997-2000
	Vaughn Hebron, 1996-98
	Greg Lewis, 1991
	Melvin Bratton, 1989
	Gene Lang, 1986-87
	Rob Lytle, 1977-78

##### Game

3	Terrell Davis, vs. Green Bay, 1/25/98
2	Mike Anderson, vs. New England, 1/14/06
	Howard Griffith, vs. Atlanta, 1/31/99
	Terrell Davis, vs. Miami, 1/9/99
	Terrell Davis, at Kansas City, 1/4/98
	Terrell Davis, vs. Jacksonville, 12/27/97
	Derek Loville, vs. Jacksonville, 12/27/97
	Melvin Bratton, vs. Pittsburgh, 1/7/90
	Greg Lewis, vs. Houston, 1/4/92

#### LONGEST RUN FROM SCRIMMAGE

62	Terrell Davis, vs. Miami, 1/9/99
59	Terrell Davis, vs. Jacksonville, 12/27/97
47	Terrell Davis, vs. Jacksonville, 1/4/97
44	Derek Loville, vs. Jacksonville, 12/27/97
43	Terrell Davis, at Pittsburgh, 1/11/98
42	Gene Lang, vs. Cleveland, 1/17/88
41	Terrell Davis, at Kansas City, 1/4/98
35	Sammy Winder, at Seattle, 12/24/83
34	C.J. Anderson, vs. Carolina, 2/7/16
	Bobby Humphrey, vs. San Francisco, 1/28/90
	John Elway, at Cleveland, 1/11/87

### PASSING

#### MOST PASS ATTEMPTS

##### Career

651	John Elway, 1983-98
309	Peyton Manning, 2012-15
120	Jake Plummer, 2003-06
90	Craig Morton, 1977-82
47	Tim Tebow, 2010-11
28	Gus Frerotte, 2000-01
26	Norris Weese, 1976-79
19	Gary Kubiak, 1983-91
	Steve DeBerg, 1981-83
10	Jarius Jackson, 2000-03

##### Game

49	Manning, vs. Seattle, 2/2/14
47	Elway, at L.A. Raiders, 1/9/94
46	Manning, vs. Indianapolis, 1/11/15
43	Manning, vs. New England, 1/19/14
	Manning, vs. Baltimore, 1/12/13 (2 OT)
38	Elway, vs. Jacksonville, 1/4/97
	Elway, vs. Washington, 1/31/88
	Elway, at Cleveland, 1/11/87 (OT)
37	Manning, vs. Pittsburgh, 1/17/16
	Elway, vs. N.Y. Giants, 1/25/87
	Elway, vs. Pittsburgh, 12/30/84

#### MOST COMPLETIONS

##### Career

355	John Elway, 1983-1998
196	Peyton Manning, 2012-15
80	Jake Plummer, 2003-06
42	Craig Morton, 1977-82
19	Tim Tebow, 2010-11
16	Gary Kubiak, 1983-91
14	Steve DeBerg, 1981-83
13	Gus Frerotte, 2000-01
12	Norris Weese, 1976-79
5	Jarius Jackson, 2000-03

## POSTSEASON INDIVIDUAL RECORDS — PASSING

### Game

34	Manning, vs. Seattle, 2/2/14
32	Manning, vs. New England, 1/19/14
29	Elway, at L.A. Raiders, 1/9/94
28	Manning, vs. Baltimore, 1/12/13 (2 OT)
26	Manning, vs. Indianapolis, 1/11/15
25	Manning vs. San Diego, 1/12/14
	Elway, vs. Jacksonville, 1/4/97
24	Plummer, at Indianapolis, 1/9/05
23	Plummer, at Indianapolis, 1/4/04

### HIGHEST COMPLETION PERCENTAGE

#### Career (min. 15 passes)

.842	Gary Kubiak, 1983-91 (16-19)
.737	Steve DeBerg, 1981-83 (14-19)
.634	Peyton Manning, 2012-15 (196-309)
.667	Jake Plummer, 2003-06 (80-120)
.545	John Elway, 1983-98 (355-651)
.467	Craig Morton, 1977-82 (42-90)
.464	Gus Frerotte, 2000-01 (13-28)
.462	Norris Weese, 1976-79 (12-26)
.404	Tim Tebow, 2010-11 (19-47)

#### Game (min. 12 passes)

.917	Kubiak, at Buffalo, 1/12/92 (11-12)
.767	Plummer, at Indianapolis, 1/4/04 (23-30)
.744	Manning, vs. New England, 1/19/14 (32-43)
.737	DeBerg, at Seattle, 12/24/83 (14-19)
.706	Plummer, at Indianapolis, 1/9/05 (24-34)
.694	Manning, vs. San Diego, 1/12/14 (25-36)
.694	Manning, vs. Seattle, 2/2/14 (34-49)
.667	Elway, vs. Jacksonville, 12/27/97 (16-24)
	Elway, at Seattle, 12/24/83 (10-15)
.658	Elway, vs. Jacksonville, 1/4/97 (25-38)

### MOST PASSING YARDS

#### Career

4,964	John Elway, 1983-98
1,950	Peyton Manning, 2012-15
885	Jake Plummer, 2003-06
605	Craig Morton, 1977-82
452	Tim Tebow, 2010-11
212	Gary Kubiak, 1983-91
140	Norris Weese, 1976-79
131	Steve DeBerg, 1981-83
124	Gus Frerotte, 2000-01
54	Jarious Jackson, 2000-03

#### Game

400	Manning, vs. New England, 1/19/14
385	Elway, vs. Cleveland, 1/14/90
336	Elway, vs. Atlanta, 1/31/99
316	Tebow, vs. Pittsburgh, 1/8/12
304	Elway, vs. N.Y. Giants, 1/25/87
302	Elway, at L.A. Raiders, 1/9/94
290	Manning, vs. Baltimore, 1/12/13 (2 OT)
284	Plummer, at Indianapolis, 1/9/05
281	Elway, vs. Cleveland, 1/17/88
280	Manning vs. Seattle, 2/2/14

### MOST TOUCHDOWN PASSES

#### Career

27	John Elway, 1983-98
11	Peyton Manning, 2012-15
5	Jake Plummer, 2003-06
	Craig Morton, 1977-82
2	Tim Tebow, 2010-11
1	Steve DeBerg, 1981-83

#### Game

3	Manning, vs. Baltimore, 1/12/13 (2 OT)
	Elway, at L.A. Raiders, 1/9/94
	Elway, vs. Cleveland, 1/14/90
	Elway, vs. Cleveland, 1/17/88
2	Manning, vs. New England, 1/24/16
	Manning, vs. New England, 1/19/14
	Manning, vs. San Diego, 1/12/14
	Tebow, vs. Pittsburgh, 1/8/12
	Plummer, at Indianapolis, 1/9/05
	Elway, at Pittsburgh, 1/11/98
	Elway, vs. Jacksonville, 1/4/97
	Elway, vs. Houston, 1/10/88
	Elway, vs. Pittsburgh, 12/30/84
	Morton, vs. Oakland, 1/1/78
	Morton, vs. Pittsburgh, 12/24/77

### MOST INTERCEPTIONS THROWN

#### Career

21	John Elway, 1983-98
6	Peyton Manning, 2012-15
	Jake Plummer, 2003-06
	Craig Morton, 1977-82
1	Gus Frerotte, 2000-01
	Steve DeBerg, 1981-83

#### Game

4	Morton, vs. Dallas, 1/15/78
3	Elway, vs. Washington, 1/31/88
2	Manning, vs. Seattle, 2/2/14
	Manning, vs. Baltimore, 1/12/13 (2 OT)
	Plummer, vs. Pittsburgh, 1/22/06
	Plummer, at Indianapolis, 1/4/04
	Elway, vs. San Francisco, 1/28/90
	Elway, vs. New England, 1/4/87
	Elway, vs. Pittsburgh, 12/30/84
1	20 times (last: Manning, vs. Carolina, 2/7/16)

### BEST INTERCEPTION AVOIDANCE PERCENTAGE

#### Career (min. 15 passes)

.000	Tim Tebow, 2010-11 (0-47)
	Gary Kubiak, 1983-91 (0-19)
	Norris Weese, 1976-79 (0-26)
.019	Peyton Manning, 2012-15 (6-309)
.032	John Elway, 1983-98 (21-651)
.036	Gus Frerotte, 2000-01 (1-28)
.050	Jake Plummer, 2003-06 (6-120)
.053	Steve DeBerg, 1981-83 (1-19)
.067	Craig Morton, 1977-82 (6-90)

### HIGHEST AVERAGE GAIN PER ATTEMPT

#### Career (min. 15 passes)

11.16	Gary Kubiak, 1983-91 (19-212)
9.62	Tim Tebow, 2010-11 (47-452)
7.63	John Elway, 1983-98 (651-4,964)
7.38	Jake Plummer, 2003-06 (120-885)
6.89	Steve DeBerg, 1981-83 (19-131)
6.72	Craig Morton, 1977-82 (90-605)
6.31	Peyton Manning, 2012-15 (309-1,950)
5.38	Norris Weese, 1976-79 (26-140)
4.43	Gus Frerotte, 2000-01 (28-124)

### HIGHEST AVERAGE GAIN PER COMPLETION

#### Career (min. 15 passes)

23.79	Tim Tebow, 2010-11 (19-452)
14.40	Craig Morton, 1977-82 (42-605)
13.98	John Elway, 1983-98 (355-4,964)
13.25	Gary Kubiak, 1983-91 (16-212)
11.67	Norris Weese, 1976-79 (12-140)
11.06	Jake Plummer, 2003-06 (80-885)
9.95	Peyton Manning, 2012-15 (196-1,950)
9.54	Gus Frerotte, 2000-01 (13-124)
9.36	Steve DeBerg, 1981-83 (14-131)

### HIGHEST PASSER RATING

#### Career (min. 15 passes)

113.2	Gary Kubiak, 1983-91 (19 att.)
90.0	Tim Tebow, 2010-11 (47 att.)
87.8	Steve DeBerg, 1981-83 (19 att.)
85.0	Peyton Manning, 2012-15 (309 att.)
81.4	Jake Plummer, 2003-06 (120 att.)
79.7	John Elway, 1983-98 (651 att.)
63.0	Norris Weese, 1976-79 (26 att.)
59.7	Craig Morton, 1977-82 (90 att.)
44.3	Gus Frerotte, 2000-01 (28 att.)

#### Game (min. 12 passes)

125.6	Tebow, vs. Pittsburgh, 1/8/12 (21 att.)
120.7	Elway, vs. Cleveland, 1/14/90 (36 att.)
118.4	Manning, vs. New England, 1/19/14 (43 att.)
114.4	Elway, vs. Cleveland, 1/17/88 (26 att.)
113.9	Kubiak, at Buffalo, 1/12/92 (12 att.)
110.2	Elway, vs. Jacksonville, 12/27/97 (24 att.)
103.1	Plummer, at Indianapolis, 1/9/05 (34 att.)
102.9	Morton, vs. Oakland, 1/1/78 (20 att.)
101.0	Elway, vs. Houston, 1/10/88 (25 att.)
100.6	Morton, vs. Pittsburgh, 12/24/77 (23 att.)

## POSTSEASON IND. RECORDS — RECEIVING / INTs

### LONGEST PASS PLAY

80t	Tim Tebow to Demaryius Thomas, vs. Pittsburgh, 1/8/12
	John Elway to Rod Smith, vs. Atlanta, 1/31/99
	John Elway to Mark Jackson, vs. Cleveland, 1/17/88
74t	Craig Morton to Haven Moses, vs. Oakland, 1/1/78
70t	John Elway to Michael Young, vs. Cleveland, 1/14/90
58	Tim Tebow to Demaryius Thomas, vs. Pittsburgh, 1/8/12
56t	John Elway to Ricky Nattiel, vs. Washington, 1/31/88
55	John Elway to Vance Johnson, vs. Houston, 1/10/88
54	John Elway to Vance Johnson, vs. N.Y. Giants, 1/25/87
53	John Elway to Michael Young, vs. Cleveland, 1/14/90

### RECEIVING

#### MOST RECEPTIONS

##### Career

53	Demaryius Thomas, 2010-15
49	Rod Smith, 1995-2007
47	Shannon Sharpe, 1990-99, '02-03
40	Vance Johnson, 1985-93, '95
36	Ed McCaffrey, 1995-2003
31	Steve Sewell, 1985-92
23	Emmanuel Sanders, 2014-15
21	Steve Watson, 1979-87
20	Mark Jackson, 1986-92
	Sammy Winder, 1982-90

##### Game

13	D. Thomas, vs. Seattle, 2/2/14
	Sharpe, at L.A. Raiders, 1/9/94
11	Watson, vs. Pittsburgh, 12/30/84
8	Welker, vs. Seattle, 2/2/14
	J. Thomas, vs. New England, 1/19/14
	D. Thomas, vs. San Diego, 1/12/14
	McCaffrey, at Baltimore, 12/31/00
	V. Johnson, at Buffalo, 1/12/92
7	Eight times (last: Sanders, vs. Indianapolis, 1/11/15)

#### MOST RECEIVING YARDS

##### Career

860	Rod Smith, 1995-2007
759	Demaryius Thomas, 2010-15
719	Vance Johnson, 1985-93, '95
505	Shannon Sharpe, 1990-99, '02-03
490	Ed McCaffrey, 1995-2003
422	Mark Jackson, 1986-92
375	Steve Sewell, 1985-92
358	Steve Watson, 1979-87
314	Haven Moses, 1972-81
276	Emmanuel Sanders, 2014-15

##### Game

204	D. Thomas, vs. Pittsburgh, 1/8/'1
177	Watson, vs. Pittsburgh, 12/30/84
168	Moses, vs. Oakland, 1/1/78
156	Sharpe, at L.A. Raiders, 1/9/94
152	R. Smith, vs. Atlanta, 1/31/99
134	D. Thomas, vs. New England, 1/19/14
	Jackson, vs. Cleveland, 1/17/88
123	Young, vs. Cleveland, 1/14/90
121	V. Johnson, vs. N.Y. Giants, 1/25/87
118	D. Thomas, vs. Seattle, 2/2/14

#### HIGHEST AVERAGE GAIN PER RECEPTION

##### Career (min. 5 receptions)

24.2	Haven Moses, 1972-81 (13-314)
23.2	Michael Young, 1989-92 (11-255)
21.1	Mark Jackson, 1986-92 (20-422)
19.3	Ricky Nattiel, 1987-92 (13-251)
19.3	Jack Dolbin, 1975-79 (7-135)
17.6	Rod Smith, 1995-2007 (49-860)
17.5	Vance Johnson, 1985-93, '95 (41-719)
17.0	Steve Watson, 1979-87 (21-358)
15.9	Jeb Putzier, 2002-05, '08 (10-159)
15.2	Ashley Lelie, 2013-05 (10-152)

### Game (min. 4 receptions)

51.0	D. Thomas, vs. Pittsburgh, 1/8/12 (4-204)
33.6	Moses, vs. Oakland, 1/1/78 (5-168)
33.5	Jackson, vs. Cleveland, 1/17/88 (4-134)
30.4	R. Smith, vs. Atlanta, 1/31/99 (5-152)
26.3	V. Johnson, vs. Houston, 1/10/88 (4-105)
24.2	V. Johnson, vs. N.Y. Giants, 1/25/87 (5-121)
22.3	V. Johnson, vs. New England, 1/4/87 (4-89)
22.2	Jackson, vs. Pittsburgh, 1/7/90 (5-111)
21.3	Young, vs. Houston, 1/4/92 (4-85)
19.1	D. Thomas, vs. New England, 1/19/14 (7-134)

#### MOST RECEIVING TOUCHDOWNS

##### Career

6	Rod Smith, 1995-2007
	Demaryius Thomas, 2010-15
4	Vance Johnson, 1985-93, '95
2	Nine players

##### Game

2	Daniels, vs. New England, 1/24/16
	Kay, vs. Houston, 1/10/88
	Moses, vs. Oakland, 1/1/78

### INTERCEPTIONS

#### MOST INTERCEPTIONS

##### Career

5	Darrien Gordon, 1997-98
3	Tyrone Braxton, 1987-93, '95-99
	Bob Swenson, 1975-83
2	Quinton Carter, 2011
	Darrius Johnson, 1996-99
	Dennis Smith, 1981-94
	Tom Jackson, 1973-86

##### Game

2	Gordon, vs. Atlanta, 1/31/99
	Gordon, vs. N.Y. Jets, 1/17/99
	D. Smith, vs. Cleveland, 1/14/90
	T. Jackson, vs. Pittsburgh, 12/24/77

#### MOST YARDS ON INTERCEPTION RETURNS

##### Career

156	Darrien Gordon, 1997-98
100	Champ Bailey, 2004-09
76	Darrius Johnson, 1996-99
57	Mark Haynes, 1986-89
49	Tom Jackson, 1973-86
26	Quinton Carter, 2011
	Jim Ryan, 1979-88

##### Game

108	Gordon, vs. Atlanta, 1/31/99
100	Bailey, vs. New England, 1/14/06
57	Haynes, vs. Houston, 1/10/88
49	T. Jackson, vs. Pittsburgh, 12/24/77
48	Gordon, vs. N.Y. Jets, 1/17/99
	D. Johnson, vs. Miami, 1/9/99
28	D. Johnson, vs. Atlanta, 1/31/99
26	Ryan, at Cleveland, 1/11/87 (OT)
18	Mecklenburg, vs. Houston, 1/10/88
17	Q. Carter, at New England, 1/14/12

#### LONGEST INTERCEPTION RETURN

100	Champ Bailey, vs. New England, 1/14/06
58	Darrien Gordon, vs. Atlanta, 1/31/99
57	Mark Haynes, vs. Houston, 1/10/88
50	Darrien Gordon, vs. Atlanta, 1/31/99
48	Darrius Johnson, vs. Miami, 1/9/99
32	Tom Jackson, vs. Pittsburgh, 12/24/77
30	Darrien Gordon, vs. N.Y. Jets, 1/17/99
28	Darrius Johnson, vs. Atlanta, 1/31/99
26	Jim Ryan, at Cleveland, 1/11/87
18	Karl Mecklenburg, vs. Houston, 1/10/88

## POSTSEASON IND. RECORDS — SACKS / PUNTS / RETURNS

### SACKS

#### MOST SACKS

##### Career

6.5	Von Miller, 2011-15
6	Simon Fletcher, 1985-95
	Rulon Jones, 1980-88
3.5	DeMarcus Ware, 2014-15
3	Robert Ayers, 2009-13
	Neil Smith, 1997-99
	Rubin Carter, 1975-86
2.5	Derek Wolfe, 2012-15
2	Five players

##### Game

2.5	V. Miller, vs. Carolina, 2/7/16
	V. Miller, vs. New England, 1/24/16
2	10 times (last: Ware. vs. Carolina, 2/7/16)

### PUNTING

#### MOST PUNTS

##### Career

48	Britton Colquitt, 2010-15
46	Mike Horan, 1986-2002
45	Tom Rouen, 1993-2002
19	Bucky Dilts, 1977-78
10	Luke Prestridge, 1979-83
8	Todd Sauerbrun, 2005, '07

##### Game

9	Colquitt, vs. New England, 1/24/16
	Rouen, at Baltimore, 2/31/00
8	Colquitt, vs. Carolina, 12/7/16
7	Colquitt, at New England, 1/14/12
	Rouen, vs. N.Y. Jets, 1/17/99
	Horan, vs. Washington, 1/31/88
6	Colquitt, vs. Indianapolis, 1/11/15
	Sauerbrun, vs. New England, 1/14/06
	Rouen, at Kansas City, 1/4/98
	Horan, at Buffalo, 1/12/92
	Horan, vs. San Francisco, 1/28/90
	Horan, at Cleveland, 1/11/87 (OT)
	Prestridge, at Houston, 12/23/79
	Dilts, vs. Pittsburgh, 12/30/78

#### HIGHEST AVERAGE PER PUNT

##### Career (min. 10 punts)

45.7	Luke Prestridge, 1979-83 (10-457)
43.8	Britton Colquitt, 2010-15 (48-2,104)
42.1	Mike Horan, 1986-2002 (46-1,938)
39.2	Tom Rouen, 1993-2002 (45-1,762)
37.3	Bucky Dilts, 1977-78 (19-708)

##### Game (min. 4 punts)

49.0	Horan, vs. New England, 1/4/87 (5-245)
48.8	Colquitt, vs. Baltimore, 1/12/13 (2 OT) (5-244)
47.8	Prestridge, at Seattle, 12/24/83 (4-191)
47.0	Colquitt, vs. New England, 1/24/16 (6-282)
	Colquitt, vs. Pittsburgh, 1/17/16 (9-423)
46.4	Horan, vs. Cleveland, 1/14/90 (5-232)
45.7	Sauerbrun, vs. New England, 1/14/06 (6-274)

#### LONGEST PUNT

76	Mike Horan, at Buffalo, 1/12/92
----	---------------------------------

### PUNT RETURNS

#### MOST PUNT RETURNS

##### Career

13	Vance Johnson, 1985-93, '95
11	Darrien Gordon, 1997-98
10	Rick Upchurch, 1975-83
7	Gerald Willhite, 1982-88
6	Kevin Clark, 1987-88, '90-91
4	Jordan Norwood, 2015
	Eric Decker, 2010-13

#### Game

5	Gordon, vs. N.Y. Jets, 1/17/99
4	V. Johnson, vs. Cleveland, 1/14/90
3	11 times (last: Norwood, vs. New England, 1/24/16)

#### MOST YARDS ON PUNT RETURNS

##### Career

162	Darrien Gordon, 1997-98
115	Vance Johnson, 1985-93, '95
92	Rick Upchurch, 1975-83
90	Trindon Holliday, 2012-13
82	Jordan Norwood, 2015
75	Eric Decker, 2010-13
46	Kevin Clark, 1987-88, '90-91
45	Gerald Willhite, 1982-88
42	Omar Bolden, 2012-15
38	Glyn Milburn, 1993-95

##### Game

90	Holliday, vs. Baltimore, 1/12/13 (2 OT)
79	Gordon, vs. N.Y. Jets, 1/17/99
66	Decker, vs. San Diego, 1/12/19
61	Norwood, vs. Carolina, 2/7/16
42	Bolden, vs. Pittsburgh, 1/17/16
38	Milburn, at L.A. Raiders, 1/9/94
36	Gordon, at Kansas City, 1/4/98
	V. Johnson, at Buffalo, 1/12/92
	V. Johnson, vs. Cleveland, 1/14/90
30	Upchurch, at Pittsburgh, 12/30/78

#### HIGHEST AVERAGE PER RETURN

##### Career (min. 2 returns)

30.0	Trindon Holliday, 2012-13 (3-90)
20.5	Jordan Norwood, 2015 (4-82)
18.8	Eric Decker, 2010-13 (4-75)
14.7	Darrien Gordon, 1997-98 (11-162)
12.7	Glyn Milburn, 1993-95 (3-38)
9.2	Rick Upchurch, 1975-83 (10-92)
9.0	Eddie Royal, 2008-11 (3-27)
8.8	Vance Johnson, 1985-93, '95 (13-115)
7.7	Kevin Clark, 1987-88, '90-91 (6-46)
6.4	Gerald Willhite, 1982-88 (7-45)

##### Game (min. 2 returns)

30.0	Holliday, vs. Baltimore, 1/12/13 (2 OT) (3-90)
22.0	Decker, vs. San Diego, 1/12/14
15.8	Gordon, vs. N.Y. Jets, 1/17/99 (5-79)
15.0	Upchurch, at Pittsburgh, 12/30/78 (2-30)
12.7	Milburn, at L.A. Raiders, 1/9/94 (3-38)
12.5	Upchurch, at Houston, 12/23/79 (2-25)
12.0	V. Johnson, at Buffalo, 1/12/92 (3-36)
9.5	Gordon, at Pittsburgh, 1/11/98 (2-19)
9.0	Three players [last: Royal, vs. Pittsburgh, 1/8/12 (3-27)]

#### MOST PUNT RETURN TOUCHDOWNS

##### Career

1	Trindon Holliday, vs. Baltimore, 1/12/13 (2 OT)
---	---

##### Game

1	Trindon Holliday, vs. Baltimore, 1/12/13 (2 OT)
---	---

#### LONGEST PUNT RETURN

90t	Holliday, vs. Baltimore, 1/12/13 (2 OT)
*61	Norwood, vs. Carolina, 2/7/16
47	Decker, vs. San Diego, 1/12/14
42	Bolden, vs. Pittsburgh, 1/17/16
36	Gordon, vs. N.Y. Jets, 1/17/99
36	Gordon, at Kansas City, 1/4/98
22	Upchurch, at Pittsburgh, 12/30/78
19	Gordon, at Pittsburgh, 1/11/98
18	Royal, vs. Pittsburgh, 1/8/12
	Milburn, at L.A. Raiders, 1/9/94

\* - Super Bowl Record

## POSTSEASON IND. RECORDS — RETURNS / KICKING

### KICKOFF RETURNS

#### MOST KICKOFF RETURNS

##### Career

21	Ken Bell, 1986-89
20	Vaughn Hebron, 1996-98
12	Trindon Holliday, 2012-13
	Rick Upchurch, 1975-83
8	Charlie Adams, 2003-05
	Reuben Droughns, 2002-04
	Darren Carrington, 1989
6	Glyn Milburn, 1993-95
	Alton Montgomery, 1990-92
5	Three players (last: Matthew Willis, 2009-11)

##### Game

6	Droughns, at Indianapolis, 1/4/04
	Milburn, at L.A. Raiders, 1/9/94
	Carrington, vs. San Francisco, 1/28/90
5	Holliday, vs. Seattle, 2/2/14
	K. Bell, vs. Washington, 1/31/88
4	Seven times (last: Matthew Willis, at N.E., 1/14/12)

#### MOST YARDS ON KICKOFF RETURNS

##### Career

460	Vaughn Hebron, 1996-98
383	Ken Bell, 1986-89
344	Trindon Holliday, 2012-13
259	Rick Upchurch, 1975-83
197	Darren Carrington, 1989
189	Charlie Adams, 2003-05
169	Reuben Droughns, 2002-04
122	Alton Montgomery, 1990-92
109	John Schultz, 1977
97	Cecil Sapp, 2003-07

##### Game

158	Holliday, vs. Baltimore, 1/12/13 (2 OT)
146	Carrington, vs. San Francisco, 1/28/90
133	Droughns, at Indianapolis, 1/4/04
110	Adams, vs. Pittsburgh, 1/22/06
105	Holliday, vs. Seattle, 2/2/14
94	Upchurch, vs. Dallas, 1/15/78
88	Montgomery, vs. Houston, 1/4/92
	K. Bell, vs. Washington, 1/31/88
87	Hebron, vs. Jacksonville, 12/27/97
86	Sapp, at Indianapolis, 1/9/05

#### HIGHEST AVERAGE PER KICKOFF RETURN

##### Career (min. 3 returns)

28.7	Trindon Holliday, 2012-13 (12-344)
27.3	John Schultz, 1976-78 (4-109)
24.6	Darren Carrington, 1989 (8-197)
23.6	Charlie Adams, 2003-05 (8-189)
23.0	Vaughn Hebron, 1996-98 (20-460)
21.6	Rick Upchurch, 1975-83 (12-259)
21.1	Reuben Droughns, 2002-04 (8-169)
20.3	Alton Montgomery, 1990-92 (6-122)
20.3	Zach Thomas, 1983-84 (4-81)
19.4	Cecil Sapp, 2003-07 (5-97)

##### Game (min. 2 returns)

52.7	Holliday, vs. Baltimore, 1/12/13 (2 OT) (3-158)
31.3	Upchurch, vs. Dallas, 1/15/78 (3-94)
31.0	Bell, vs. Pittsburgh, 1/7/90 (2-62)
	Schultz, vs. Dallas, 1/15/78 (2-62)
29.0	Hebron, vs. Jacksonville, 12/27/97 (3-87)
28.3	Hebron, vs. Jacksonville, 1/4/97 (3-85)
28.0	Willhite, vs. Pittsburgh, 12/30/84 (2-56)
27.5	Adams, vs. Pittsburgh, 1/22/06 (4-110)
25.7	Holliday, vs. San Diego, 1/12/14 (3-77)
25.5	Hebron, at Kansas City, 1/4/98 (2-51)
	Carrington, vs. Pittsburgh, 1/7/90 (2-51)

#### MOST KICKOFF RETURN TOUCHDOWNS

##### Career

1	Trindon Holliday, vs. Baltimore, 1/12/13 (2 OT)
---	---

##### Game

1	Trindon Holliday, vs. Baltimore, 1/12/13 (2 OT)
---	---

#### LONGEST KICKOFF RETURN

104t	Trindon Holliday vs. Baltimore, 1/12/13 (2 OT)
67	Rick Upchurch, vs. Dallas, 1/15/78
51	Vaughn Hebron, vs. Jacksonville, 12/27/97
47	Charlie Adams, vs. Pittsburgh, 1/22/06
41	Triandos Luke, at Indianapolis, 1/9/05
39	Darren Carrington, vs. San Francisco, 1/28/90
38	Vaughn Hebron, vs. Jacksonville, 1/4/97
37	Trindon Holliday, vs. San Diego, 1/12/14
	John Schultz, vs. Dallas, 1/15/78
35	Ken Bell, vs. New England, 1/4/87
33	Reuben Droughns, at Indianapolis, 1/4/04

### KICKING

#### MOST PAT ATTEMPTS

##### Career

40	Jason Elam, 1993-2007
19	Rich Karlis, 1982-88
13	Matt Prater, 2008-13
12	David Treadwell, 1989-92
9	Jim Turner, 1971-79

##### Game

6	Elam, vs. Jacksonville, 12/27/97
5	Prater, vs. Baltimore, 1/12/13 (2 OT)
	Elam, vs. Miami, 1/9/99
	Karlis, vs. Cleveland, 1/17/88
4	Elam, vs. Atlanta, 1/31/99
	Elam, vs. Green Bay, 1/25/98
	Treadwell, vs. Cleveland, 1/14/90
	Karlis, vs. Houston, 1/10/88
	Turner, vs. Pittsburgh, 12/24/77

#### MOST PATS MADE

##### Career

39	Jason Elam, 1993-2007
19	Rich Karlis, 1982-88
13	Matt Prater, 2008-13
11	David Treadwell, 1989-92
9	Jim Turner, 1971-79

##### Game

6	Elam, vs. Jacksonville, 12/27/97
5	Prater, vs. Baltimore, 1/12/13 (2 OT)
	Elam, vs. Miami, 1/9/99
	Karlis, vs. Cleveland, 1/17/88
4	Elam, vs. Atlanta, 1/31/99
	Elam, vs. Green Bay, 1/25/98
	Treadwell, vs. Cleveland, 1/14/90
	Karlis, vs. Houston, 1/10/88
	Turner, vs. Pittsburgh, 12/24/77

#### HIGHEST PAT PERCENTAGE (min. 5 PAT)

##### Career

1.000	Matt Prater, 2008-13 (13-13)
	Rich Karlis, 1982-88 (19-19)
	Jim Turner, 1971-79 (9-9)
.975	Jason Elam, 1993-2007 (39-40)
.916	David Treadwell, 1989-92 (11-12)

#### MOST FIELD GOALS ATTEMPTED

##### Career

18	Jason Elam, 1993-2007
	Rich Karlis, 1982-88
11	Matt Prater, 2008-13
	David Treadwell, 1989-92
10	Brandon McManus, 2014-15
8	Jim Turner, 1971-79

##### Game

5	Brandon McManus, vs. Pittsburgh, 1/17/16
4	Four times (Last: Prater, vs. New England, 1/19/14)

## POSTSEASON IND. / TEAM RECORDS — SCORING

### MOST FIELD GOALS MADE

#### Career

15	Jason Elam, 1993-2007
12	Rich Karlis, 1982-88
10	Brandon McManus, 2014-15
9	Matt Prater, 2008-13
7	David Treadwell, 1989-92

#### Game

*5	McManus, vs. Pittsburgh, 1/17/16
4	Prater, vs. New England, 1/19/14
3	Prater, vs. Pittsburgh, 1/8/12
	Elam, vs. N.Y. Jets, 1/17/99
	Treadwell, vs. Cleveland, 1/14/90
	Karlis, at Cleveland, 1/11/87 (OT)

\* - Tied NFL record

### HIGHEST FIELD GOAL PERCENTAGE (min. 5 FG)

#### Career

1.000	Brandon McManus, 2014-15 (10-10)
.833	Jason Elam, 1993-2007 (15-18)
.818	Matt Prater, 2008-13 (9-11)
.667	Rich Karlis, 1982-88 (12-18)
.636	David Treadwell, 1989-92 (7-11)

### LONGEST FIELD GOAL

54	Matt Prater, vs. New England, 1/19/14
52	Brandon McManus, vs. New England, 1/24/16
51	Brandon McManus, vs. Pittsburgh, 1/17/16
	Jason Elam, vs. Green Bay, 1/25/98
50	Jason Elam, vs. New England, 1/14/06
49	Jason Elam, at Indianapolis, 1/4/04
	David Treadwell, vs. Houston, 1/4/92
48	Jason Elam, vs. N.Y. Jets, 1/17/99
	Rich Karlis, vs. N.Y. Giants, 1/25/87
47	Jim Turner, vs. Dallas, 1/15/78

## SCORING

### MOST TOUCHDOWNS SCORED

#### Career

12	Terrell Davis, 1995-2002
6	Demaryius Thomas, 2010-145
	Rod Smith, 1995-2007
	John Elway, 1983-98
4	Howard Griffith, 1997-2001
	Vance Johnson, 1985-93, '95
3	Mike Anderson, 2000-05
	Derek Loville, 1997-99
	Sammy Winder, 1982-90
2	16 players

#### Game

3	Davis, vs. Green Bay, 1/25/98
2	13 times (last: Daniels vs. New England, 1/24/16)

### MOST POINTS SCORED

#### Career

84	Jason Elam, 1993-2007
74	Terrell Davis, 1995-2002
55	Rich Karlis, 1982-88
40	Matt Prater, 2010-13
38	Demaryius Thomas, 2010-15
	Rod Smith, 1995-2007
	John Elway, 1983-98
33	Brandon McManus, 2014-15
32	David Treadwell, 1989-92
24	Howard Griffith, 1997-2001
	Vance Johnson, 1985-93, '95

#### Game

18	Davis, vs. Green Bay, 1/25/98
15	McManus, vs. Pittsburgh, 1/17/16
14	Prater, vs. New England, 1/19/14
13	Treadwell, vs. Cleveland, 1/14/90
12	13 times (last: Daniels, vs. New England, 1/24/16)

## POSTSEASON TEAM RECORDS

### SCORING

#### MOST POINTS SCORED

42	vs. Jacksonville, 12/27/97
38	vs. Miami, 1/9/99
	vs. Cleveland, 1/17/88
37	vs. Cleveland, 1/14/90
35	vs. Baltimore, 1/12/13 (2 OT)
34	vs. Atlanta, 1/31/99
	vs. Houston, 1/10/88
	vs. Pittsburgh, 12/24/77
31	vs. Green Bay, 1/25/98
29	vs. Pittsburgh, 1/8/12

#### MOST POINTS SCORED, ONE HALF

27	vs. Cleveland, 1/14/90 (2nd)
24	at Pittsburgh, 1/11/98 (1st)
23	vs. N.Y. Jets, 1/17/99 (2nd)
21	vs. Baltimore, vs. Baltimore, 1/12/13 (2 OT) (1st)
	at Indianapolis, 1/9/05 (2nd)
	vs. Miami, 1/9/99 (1st)
	vs. Jacksonville, 12/27/97 (2nd)
	vs. Jacksonville, 12/27/97 (1st)
	at L.A. Raiders, 1/9/94 (1st)
	vs. Cleveland, 1/17/88 (1st)

#### MOST POINTS SCORED, ONE QUARTER

21	vs. Jacksonville, 12/27/97 (4th)
20	vs. Pittsburgh, 1/8/12 (2nd)
	vs. N.Y. Jets, 1/17/99 (3rd)
17	vs. Atlanta, 1/31/99 (4th)
	at Pittsburgh, 1/11/98 (2nd)
15	vs. Jacksonville, 1/4/97 (4th)
14	vs. Baltimore, 1/12/13 (1st)
	at Indianapolis, 1/9/05 (3rd)
	vs. Miami, 1/9/99 (4th)
	vs. Miami, 1/9/99 (1st)
	vs. Jacksonville, 12/27/97 (1st)
	at L.A. Raiders, 1/9/94 (2nd)
	vs. Cleveland, 1/14/90 (3rd)
	vs. Cleveland, 1/17/88 (1st)

### TOTAL OFFENSE

#### MOST TOTAL PLAYS

87	vs. Baltimore, 1/12/13 (2 OT)
77	at Cleveland, 1/11/87 (OT)
76	vs. Jacksonville, 12/27/97
	vs. Cleveland, 1/14/90
75	vs. N.Y. Jets, 1/17/99
	vs. New England, 1/4/87
73	at L.A. Raiders, 1/9/94
71	vs. New England, 1/19/14
	at New England, 1/14/12
70	vs. San Diego, 1/12/14

#### MOST TOTAL YARDS

511	vs. Jacksonville, 12/27/97 (310 rush/201 pass)
507	vs. New England, 1/19/14 (107/400)
497	vs. Cleveland, 1/14/90 (120/377)
457	vs. Atlanta, 1/31/99 (121/336)
447	vs. Pittsburgh, 1/8/12 (131/316) (OT)
441	vs. New England, 1/4/87 (188/253)
424	vs. Miami, 1/9/99 (250/174)
418	vs. Houston, 1/4/92 (151/267)
412	vs. Cleveland, 1/17/88 (156/256)
398	vs. Baltimore, 1/12/13 (2 OT) (125/273)

#### HIGHEST AVERAGE GAIN PER PLAY

8.1	vs. Pittsburgh, 1/8/12 (55-447)
7.1	vs. New England, 1/19/14 (71-507)
7.0	vs. Atlanta, 1/31/99 (65-457)
7.0	vs. Pittsburgh, 1/7/90 (52-364) (OT)
6.8	vs. Miami, 1/9/99 (62-424)



## POSTSEASON TEAM RECORDS — OFFENSE / RUSHING / PASSING

### RUSHING

#### MOST RUSHES

49	vs. Jacksonville, 12/27/97
42	vs. New England, 1/4/87
41	vs. Baltimore, 1/12/13 (2 OT)
40	at New England, 1/14/12
39	vs. Green Bay, 1/25/98
	vs. Cleveland, 1/14/90
	vs. Cleveland, 1/17/88
38	vs. N.Y. Jets, 1/17/99
	vs. Miami, 1/9/99
37	at Cleveland, 1/11/87 (OT)
	vs. Oakland, 1/1/78
	vs. Pittsburgh, 12/24/77

#### MOST RUSHING YARDS

310	vs. Jacksonville, 12/27/97
250	vs. Miami, 1/9/99
188	vs. New England, 1/4/87
179	vs. Green Bay, 1/25/98
178	vs. N.Y. Jets, 1/17/99
156	vs. Cleveland, 1/17/88
151	vs. Houston, 1/4/92
150	at Pittsburgh, 1/11/98
149	at Cleveland, 1/11/87 (OT)
146	at Indianapolis, 1/4/04

#### HIGHEST AVERAGE GAIN PER RUSH (MIN. 10 RUSHES)

6.6	vs. Miami, 1/9/99 (38-250)
6.3	vs. Jacksonville, 12/27/97 (49-310)
6.0	vs. Jacksonville, 1/4/97 (21-126)
5.7	vs. Washington, 1/31/88 (17-97)
5.6	at Indianapolis, 1/4/04 (26-146)
5.0	at Pittsburgh, 1/11/98 (30-150)
4.9	vs. Houston, 1/4/92 (31-151)
4.7	vs. N.Y. Jets, 1/17/99 (38-178)

#### MOST RUSHING TOUCHDOWNS

5	vs. Jacksonville, 12/27/97
4	vs. Green Bay, 1/25/98
3	vs. Atlanta, 1/31/99
	vs. Miami, 1/9/99
2	Eight times (last: vs. New England, 1/14/06)

### PASSING

#### MOST PASS ATTEMPTS

54	at L.A. Raiders, 1/9/94
49	vs. Seattle, 2/2/14
46	vs. Indianapolis, 1/11/15
43	vs. New England, 1/19/14
	vs. Baltimore, 1/12/13 (2 OT)
41	vs. N.Y. Giants, 1/25/87
39	vs. Washington, 1/31/88
38	Four times (last: at Baltimore, 12/31/00)

#### MOST COMPLETIONS

34	vs. Seattle, 2/2/14
32	vs. New England, 1/19/14
	at L.A. Raiders, 1/9/94
28	vs. Baltimore, 1/12/13 (2 OT)
26	vs. Indianapolis, 1/11/15
	vs. N.Y. Giants, 1/25/87
25	vs. San Diego, 1/12/14
	vs. Jacksonville, 1/4/97
24	at Indianapolis, 1/9/05
	at Seattle, 12/24/83

#### HIGHEST COMPLETION PERCENTAGE (MIN. 10 ATTEMPTS)

.767	at Indianapolis, 1/4/04 (23-30)
.744	vs. New England, 1/19/14 (32-43)
.706	at Seattle, 12/24/83 (24-34)
.706	at Indianapolis, 1/9/05 (24-34)
.694	vs. San Diego, 1/12/14 (25-36)
.694	vs. Seattle, 2/2/14 (34-49)
.667	vs. Jacksonville, 12/27/97 (16-24)
	at Buffalo, 1/12/92 (22-33)
.658	vs. Jacksonville, 1/4/97 (25-38)
.651	vs. Baltimore, 1/12/13 (2 OT) (28-43)

#### MOST YARDS PASSING (NET YARDS)

400	vs. New England, 1/19/14
377	vs. Cleveland, 1/14/90
336	vs. Atlanta, 1/31/99
331	at L.A. Raiders, 1/9/94
320	vs. N.Y. Giants, 1/25/87
316	vs. Pittsburgh, 1/8/12 (OT)
273	vs. Baltimore, 1/12/13 (2 OT)
279	vs. Seattle, 2/2/14
267	vs. Houston, 1/4/92
260	at Indianapolis, 1/9/05

#### MOST TOUCHDOWN PASSES

3	vs. Baltimore, 1/12/13 (2 OT)
	at L.A. Raiders, 1/9/94
	vs. Cleveland, 1/14/90
	vs. Cleveland, 1/17/88
2	11 times (last: vs. New England, 1/24/16)

#### MOST INTERCEPTIONS THROWN

4	vs. Dallas, 1/15/78
3	vs. Washington, 1/31/88
2	vs. Seattle, 2/2/14
	vs. Baltimore, 1/12/13 (2 OT)
	vs. Pittsburgh, 1/22/06
	at Indianapolis, 1/4/04
	vs. San Francisco, 1/28/90
	vs. New England, 1/4/87
	vs. Pittsburgh, 12/30/84
	at Seattle, 12/24/83

#### MOST TIMES SACKED

6	vs. San Francisco, 1/28/90
	at Houston, 12/23/79
	at Pittsburgh, 12/30/78
5	vs. Carolina, 2/7/16
	at New England, 1/14/12
	at Baltimore, 12/31/00
	vs. Washington, 1/31/88
4	at Buffalo, 1/12/92
	vs. N.Y. Giants, 1/25/87
	vs. Pittsburgh, 12/30/84
	vs. Dallas, 1/15/78

#### MOST YARDAGE LOST ON SACKS

50	vs. Washington, 1/31/88
43	at Baltimore, 12/31/00
40	at Houston, 12/23/79
37	vs. Carolina, 2/7/16
	vs. Pittsburgh, 12/30/84
	at Pittsburgh, 12/30/78
34	at Buffalo, 1/12/92
33	vs. San Francisco, 1/28/90
32	vs. N.Y. Giants, 1/25/87

### FIRST DOWNS

#### MOST FIRST DOWNS

30	vs. Baltimore, 1/12/13 (2 OT)
28	vs. Jacksonville, 12/27/97
27	vs. New England, 1/19/14
26	vs. San Diego, 1/12/14
	at L.A. Raiders, 1/9/94
	vs. Houston, 1/4/92
24	vs. Miami, 1/9/99
	vs. Cleveland, 1/17/88
23	at Pittsburgh, 1/11/98
	vs. N.Y. Giants, 1/25/87
	vs. New England, 1/4/87

#### MOST FIRST DOWNS RUSHING

18	vs. Jacksonville, 12/27/97
14	vs. Green Bay, 1/25/98
13	vs. San Diego, 1/12/14
	vs. Miami, 1/9/99
	vs. Houston, 1/4/92
12	vs. New England, 1/4/87

## POSTSEASON TEAM RECORDS — FIRST DOWNS / SPECIAL TEAMS

### MOST FIRST DOWNS PASSING

21	vs. New England, 1/19/14
18	at L.A. Raiders, 1/9/94
16	vs. N.Y. Giants, 1/25/87
15	vs. Baltimore, 1/12/13 (2 OT)
15	at Pittsburgh, 1/11/98
14	at Indianapolis, 1/9/05
	vs. Atlanta, 1/31/99
	vs. Cleveland, 1/14/90
	at Seattle, 12/24/83
13	Four times (last: vs. Seattle, 2/2/14)

### MOST FIRST DOWNS BY PENALTY

6	vs. Baltimore, 1/12/13 (2 OT)
4	at L.A. Raiders, 1/9/94
3	Six times (last: vs. Indianapolis, 1/11/15)

### PUNTS

#### MOST PUNTS

9	vs. New England, 1/24/16
	at Baltimore, 12/31/00
8	vs. Carolina, 2/7/16
	vs. N.Y. Jets, 1/17/99
7	at New England, 1/14/12
	vs. Washington, 1/31/88
	at Cleveland, 1/11/87 (OT)

### HIGHEST PUNTING AVERAGE (MIN. 4 PUNTS)

48.8	vs. Baltimore, 1/12/13 (2 OT) (5-244)
47.8	at Seattle, 12/24/83 (4-191)
47.0	vs. New England, 1/24/16 (9-423)
	vs. Pittsburgh, 1/17/16 (6-282)
46.4	vs. Cleveland, 1/14/90 (5-232)

### HIGHEST NET PUNTING AVERAGE (MIN. 4 PUNTS)

45.6	vs. Carolina, 2/7/16 (8-365)
44.4	vs. Baltimore, 1/12/13 (2 OT) (5-222)
41.7	vs. New England, 1/24/16 (9-375)
41.0	vs. Pittsburgh, 1/8/12 (OT) (4-164)
40.3	vs. Pittsburgh, 1/17/17 (6-242)
	at Buffalo, 1/12/92 (6-242)
40.0	vs. Pittsburgh, 12/30/84 (4-160)

### PUNT RETURNS

#### MOST PUNT RETURNS

5	vs. N.Y. Jets, 1/17/99
4	at Baltimore, 12/31/00
	vs. Cleveland, 1/14/90
	vs. New England, 1/4/87
	vs. Dallas, 1/15/78
	vs. Oakland, 1/1/78

### MOST YARDS ON PUNT RETURNS

90	vs. Baltimore, 1/12/13 (2 OT)
79	vs. N.Y. Jets, 1/17/99
66	vs. San Diego, 1/12/14
61	vs. Carolina, 2/7/16
42	vs. Pittsburgh, 1/17/16

### MOST PUNT RETURN TOUCHDOWNS

1	vs. Baltimore, 1/12/13 (2 OT)
---	-------------------------------

### KICKOFF RETURNS

#### MOST KICKOFF RETURNS

9	vs. San Francisco, 1/28/90
8	at Indianapolis, 1/9/05
6	at Indianapolis, 1/4/04
	vs. Jacksonville, 1/4/97
	at L.A. Raiders, 1/9/94
	at Seattle, 12/24/83
	at Pittsburgh, 12/30/78
	vs. Dallas, 1/15/78

### MOST YARDS ON KICKOFF RETURNS

196	vs. San Francisco, 1/28/90
188	at Indianapolis, 1/9/05
173	vs. Dallas, 1/15/78
171	vs. Baltimore, 1/12/13 (2 OT)
133	at Indianapolis, 1/4/04
123	vs. Jacksonville, 1/4/97
121	vs. Pittsburgh, 1/22/06
119	vs. Pittsburgh, 1/7/90
118	at Seattle, 12/24/83

### MOST KICKOFF RETURN TOUCHDOWNS

1	vs. Baltimore, 1/12/13 (2 OT)
---	-------------------------------

### FIELD GOALS

#### MOST FIELD GOALS ATTEMPTED

5	vs. Pittsburgh, 1/17/16
4	vs. New England, 1/19/14
	vs. Atlanta, 1/31/99
	vs. Cleveland, 1/14/90
	vs. N.Y. Giants, 1/25/87
3	Eight times (last: vs. Carolina, 2/7/16)

#### MOST FIELD GOALS MADE

5	vs. Pittsburgh, 1/17/16
4	vs. New England, 1/19/14
3	vs. Carolina, 2/7/16
	vs. Pittsburgh, 1/8/12 (OT)
	vs. N.Y. Jets, 1/17/99
	vs. Cleveland, 1/14/90
	at Cleveland, 1/11/87 (OT)

### FUMBLES

#### MOST BRONCOS FUMBLES

4	vs. Seattle, 2/2/14
	at Kansas City, 1/4/98
	at Buffalo, 1/12/92
	vs. Dallas, 1/15/78
3	Five times (last: vs. Carolina, 2/7/16)

#### MOST BRONCOS FUMBLES LOST

4	vs. Dallas, 1/15/78
2	Seven times (last: vs. Seattle, 2/2/14)

#### MOST OPPONENT FUMBLES

6	vs. Dallas, 1/15/78
4	vs. Carolina, 2/7/16
	vs. N.Y. Jets, 1/17/99
	at Pittsburgh, 12/30/78
3	Six times (last: vs. New England, 1/14/06)

#### MOST OPPONENT FUMBLES RECOVERED

4	vs. N.Y. Jets, 1/17/99
3	vs. Carolina, 2/7/16
	vs. New England, 1/14/06
	vs. Cleveland, 1/17/88
2	Five times (last: vs. Green Bay, 1/25/98)

### TURNOVERS

#### MOST TAKEAWAYS

6	vs. N.Y. Jets, 1/17/99 (2 INT / 4 FUM)
---	--

#### MOST GIVEAWAYS

8	vs. Dallas, 1/15/78 (4 INT / 4 FUM)
---	-------------------------------------

#### BEST TAKEAWAY RATIO

+6	vs. N.Y. Jets, 1/17/99 (6 Takeaways / 0 Giveaways)
----	--

#### WORST TAKEAWAY RATIO

-6	vs. Dallas, 1/15/78 (2 Takeaways / 8 Giveaways)
----	---

### PENALTIES

#### MOST PENALTIES

10	vs. Baltimore, 1/12/13 (2 OT)
	at L.A. Raiders, 1/9/94
9	vs. Jacksonville, 12/27/97
8	Five times (Last: at Kansas City, 1/4/98)

# POSTSEASON TEAM RECORDS — TURNOVERS / PENALTIES / DEFENSE

## MOST YARDS PENALIZED

104	at Pittsburgh, 12/30/78
97	at L.A. Raiders, 1/9/94
94	vs. Jacksonville, 12/27/97
87	vs. Baltimore, 1/12/13 (2 OT)
70	vs. Houston, 1/4/92
	at Houston, 12/23/79
65	vs. Green Bay, 1/25/98
64	at Kansas City, 1/4/98
	vs. Jacksonville, 1/4/97
61	vs. Atlanta, 1/31/99

## FEWEST PENALTIES

0	vs. San Francisco, 1/28/90
1	vs. Cleveland, 1/14/90
	vs. Pittsburgh, 12/30/84
2	vs. Indianapolis, 1/11/15
	vs. Pittsburgh, 1/7/90
3	Two times (last: vs. New England, 1/4/87)

## FEWEST YARDS PENALIZED

0	vs. San Francisco, 1/28/90
5	vs. Cleveland, 1/14/90
	vs. Pittsburgh, 12/30/84
8	vs. Indianapolis, 1/11/15
19	vs. Pittsburgh, 1/7/90
20	Four times (last: vs. Pittsburgh, 1/22/06)

## TOTAL DEFENSE

### FEWEST TOTAL PLAYS ALLOWED

49	vs. San Diego, 1/12/14
	vs. Jacksonville, 12/27/97
51	vs. Miami, 1/9/99
53	at L.A. Raiders, 1/9/94
	at Seattle, 12/24/83
54	at Indianapolis, 1/4/04
	vs. New England, 1/4/87
55	vs. Seattle, 2/2/14
	at Baltimore, 12/31/00
	vs. Houston, 1/4/92

### FEWEST TOTAL YARDS ALLOWED

213	at Buffalo, 1/12/92 (104 rush/109 pass)
237	vs. Jacksonville, 12/27/97 (50/187)
240	at Baltimore, 12/31/00 (122/118)
252	vs. Miami, 1/9/99 (14/238)
256	vs. Cleveland, 1/14/90 (66/190)
259	vs. San Diego, 1/12/14 (65/194)
271	vs. New England, 1/4/87 (121/150)
282	at Houston, 12/23/79 (135/147)
298	vs. Oakland, 1/1/78 (94/204)
303	at Kansas City, 1/4/98 (77/226)

### LOWEST AVERAGE YIELD PER PLAY

3.5	at Buffalo, 1/12/92 (63-213)
4.0	vs. Pittsburgh, 12/24/77 (76-304)
4.1	vs. Cleveland, 1/14/90 (62-256)
4.1	vs. Oakland, 1/1/78 (72-298)

## RUSHING DEFENSE

### FEWEST RUSHES ALLOWED

13	vs. N.Y. Jets, 1/17/99
	vs. Miami, 1/9/99
14	vs. Jacksonville, 12/27/97
	vs. Cleveland, 1/14/90
16	vs. New England, 1/19/14
	vs. New England, 1/24/16
17	vs. San Diego, 1/12/14
19	vs. Pittsburgh, 1/17/17
	vs. Houston, 1/4/92
20	vs. Green Bay, 1/25/98

## FEWEST RUSHING YARDS ALLOWED

14	vs. N.Y. Jets, 1/17/99
	vs. Miami, 1/9/99
44	vs. New England, 1/24/16
50	vs. Jacksonville, 12/27/97
64	vs. New England, 1/19/14
65	vs. San Diego, 1/12/14
66	vs. Cleveland, 1/14/90
73	vs. Houston, 1/10/88
76	at Indianapolis, 1/9/05
77	at Kansas City, 1/4/98

### LOWEST AVERAGE YIELD PER RUSH (MIN. 10 RUSHES)

1.1	vs. N.Y. Jets, 1/17/99 (13-14)
	vs. Miami, 1/9/99 (13-14)
2.6	vs. New England, 1/24/16 (17-44)
2.6	vs. Oakland, 1/1/78 (36-94)
2.7	vs. Pittsburgh, 1/22/06 (33-90)
2.8	vs. Houston, 1/10/88 (26-73)
3.0	at Buffalo, 1/12/92 (35-104)
3.0	at Cleveland, 1/11/87 (33-100) (OT)

## PASSING DEFENSE

### FEWEST PASS ATTEMPTS ALLOWED

13	at Seattle, 12/24/83
15	at Baltimore, 12/31/00
19	at L.A. Raiders, 1/9/94
22	at Houston, 12/23/79
24	vs. New England, 1/4/87
25	at Buffalo, 1/12/92
	vs. N.Y. Giants, 1/25/87
26	vs. Seattle, 2/2/14
27	vs. San Diego, 1/12/14
28	Two times (last: vs. Pittsburgh, 12/30/84)

### FEWEST COMPLETIONS ALLOWED

9	at Baltimore, 12/31/00
10	at Houston, 12/23/79
12	at Seattle, 12/24/83
13	at L.A. Raiders, 1/9/94
	at Buffalo, 1/12/92
	vs. New England, 1/4/87
16	at Pittsburgh, 12/30/78
17	Two times (last: vs. Pittsburgh, 12/30/84)

### LOWEST COMPLETION PCT. ALLOWED (MIN. 10 ATTEMPTS)

.432	vs. Cleveland, 1/14/90 (19-44)
.439	vs. Carolina, 2/7/16 (18-41)
.455	at Houston, 12/23/79 (10-22)
.482	vs. New England, 1/24/16 (27-56)
.486	vs. Oakland, 1/1/78 (17-35)
.500	at Pittsburgh, 1/11/98 (18-36)
.514	vs. Pittsburgh, 12/24/77 (19-37)
.520	at Buffalo, 1/12/92 (13-25)
.529	vs. Baltimore, 1/12/13 (2 OT) (18-34)
.542	vs. New England, 1/4/87 (13-24)

### FEWEST YARDS PASSING ALLOWED (NET YARDS)

109	at Buffalo, 1/12/92
118	at Baltimore, 12/31/00
147	at Houston, 12/23/79
150	vs. New England, 1/4/87
177	vs. Pittsburgh, 12/24/77
179	at Seattle, 12/24/83
182	vs. Dallas, 1/15/78
187	vs. Jacksonville, 12/27/97
190	vs. Cleveland, 1/14/90
193	at Pittsburgh, 1/11/98

### MOST OPPONENT PASSES INTERCEPTED

3	vs. Atlanta, 1/31/99
	at Pittsburgh, 1/11/98
	vs. Cleveland, 1/14/90
	vs. Pittsburgh, 12/24/77
2	Nine times (last: vs. New England, 1/24/16)

## POSTSEASON TEAM RECORDS — DEFENSE / MISCELLANEOUS

### MOST YARDS ON INTERCEPTION RETURNS

136	vs. Atlanta, 1/31/99
105	vs. New England, 1/14/06
75	vs. Houston, 1/10/88
64	vs. Pittsburgh, 12/24/77
48	vs. N.Y. Jets, 1/17/99
	vs. Miami, 1/9/99

### MOST SACKS

7	vs. Carolina, 2/7/16
6	vs. New England, 1/4/87
5	vs. Dallas, 1/15/78
4	vs. New England, 1/24/16
	vs. San Diego, 1/12/14
	at Kansas City, 1/4/98
	vs. Cleveland, 1/14/90

### MOST YARDS ON SACKS

68	vs. Carolina, 2/7/16
44	vs. New England, 1/4/87
35	vs. Dallas, 1/15/78
34	at Kansas City, 1/4/98
28	vs. Pittsburgh, 1/17/16

### PUNTING

#### MOST OPPONENT PUNTS

10	at Baltimore, 12/31/00
9	vs. New England, 1/4/87
8	vs. Baltimore, 1/12/13 (2 OT)
	at Buffalo, 1/12/92
	vs. Cleveland, 1/14/90
7	vs. Carolina, 2/7/16
	vs. N.Y. Jets, 1/17/99

#### LOWEST OPPONENT PUNTING AVERAGE (MIN. 4 PUNTS)

29.5	vs. Jacksonville, 12/27/97 (4-118)
35.5	vs. Green Bay, 1/25/98 (4-142)
36.0	vs. Oakland, 1/1/78 (5-180)
37.0	vs. Pittsburgh, 1/22/06 (4-148)
37.5	vs. Washington, 1/31/88 (4-150)

### FIRST DOWNS

#### FEWEST OPPONENT FIRST DOWNS

12	at Buffalo, 1/12/92
	vs. New England, 1/4/87
13	vs. San Diego, 1/12/14
	at Baltimore, 12/31/00
14	vs. Miami, 1/9/99
	vs. Jacksonville, 12/27/97
	vs. Cleveland, 1/14/90
15	vs. New England, 1/14/06
16	vs. Pittsburgh, 1/17/16

#### FEWEST OPPONENT RUSHING FIRST DOWNS

1	vs. San Diego, 1/12/14
	vs. N.Y. Jets, 1/17/99
	vs. Miami, 1/9/99
3	vs. New England, 1/24/16
	vs. New England, 1/14/06
	vs. Jacksonville, 12/27/97
	vs. Cleveland, 1/14/90
4	vs. Carolina, 2/7/16
	vs. New England, 1/19/14
	vs. Baltimore, 1/12/13 (2 OT)
	vs. Green Bay, 1/25/98
	at Kansas City, 1/4/98
	at Cleveland, 1/11/87 (OT)

#### FEWEST OPPONENT PASSING FIRST DOWNS

5	at Buffalo, 1/12/92
6	vs. New England, 1/4/87
	at Houston, 12/23/79
7	at Baltimore, 12/31/00
8	vs. Dallas, 1/15/78
	vs. Pittsburgh, 12/24/77
9	vs. Jacksonville, 12/27/97

#### FEWEST OPPONENT FIRST DOWNS BY PENALTY

0	11 times (last: vs. New England, 1/19/14)
---	---

### PENALTIES

#### MOST OPPONENT PENALTIES

17	at L.A. Raiders, 1/9/94
13	vs. Houston, 1/4/92
12	vs. Carolina, 2/7/16
	vs. Dallas, 1/15/78
11	at Pittsburgh, 12/30/78
10	vs. Indianapolis, 1/11/15
	vs. Seattle, 2/2/14
	vs. Miami, 1/9/99
	vs. Houston, 1/10/88
	vs. Pittsburgh, 12/24/77)

#### MOST OPPONENT PENALTY YARDS

130	at L.A. Raiders, 1/9/94
102	vs. Carolina, 2/7/16
104	vs. Seattle, 2/2/14
94	vs. Dallas, 1/15/78
88	at Pittsburgh, 12/30/78

### SCORING DEFENSE

#### FEWEST POINTS ALLOWED

3	vs. Miami, 1/9/99
10	vs. Carolina, 2/7/16
	vs. N.Y. Jets, 1/17/99
	at Kansas City, 1/4/98
	at Buffalo, 1/12/92
	vs. Houston, 1/10/88
13	vs. New England, 1/14/06
	at Houston, 12/23/79
16	vs. Pittsburgh, 1/17/16
	vs. New England, 1/19/14
17	vs. San Diego, 1/12/14
	vs. Jacksonville, 12/27/97
	vs. New England, 1/4/87
	vs. Oakland, 1/1/78

## ALL-TIME 1,000-YARD RUSHING SEASONS

Player	Year	Att.	Yards	Avg.	TD
Floyd Little	1971	284	1,133	4.0	6
Otis Armstrong	1974	263	1,407	5.3	9
Otis Armstrong	1976	247	1,008	4.1	5
Sammy Winder	1984	296	1,153	3.9	4
Bobby Humphrey	1989	294	1,151	3.9	7
Bobby Humphrey	1990	288	1,202	4.2	7
Gaston Green	1991	261	1,037	4.0	4
Terrell Davis	1995	237	1,117	4.7	7
Terrell Davis	1996	365	1,538	4.2	13
Terrell Davis	1997	269	1,750	4.7	16
Terrell Davis	1998	392	2,008	5.1	21
Olandis Gary	1999	276	1,159	4.2	7
Mike Anderson	2000	297	1,487	5.0	15
Clinton Portis	2002	273	1,508	5.5	15
Clinton Portis	2003	290	1,591	5.5	14
Reuben Droughns	2004	275	1,240	4.5	6
Mike Anderson	2005	283	1,014	4.2	12
Tatum Bell	2006	233	1,025	4.4	2
Willis McGahee	2011	249	1,199	4.8	4
Knowshon Moreno	2013	241	1,038	4.3	10

**TOTALS (20)** — Terrell Davis 4, Mike Anderson 2, Otis Armstrong 2, Bobby Humphrey 2, Clinton Portis 2, Tatum Bell 1, Reuben Droughns 1, Olandis Gary 1, Gaston Green 1, Floyd Little 1, Willis McGahee 1, Knowshon Moreno 1, Sammy Winder 1.

## ALL-TIME 1,000-YARD RECEIVING SEASONS

Player	Year	Rec.	Yards	Avg.	TD
Lionel Taylor	1960	92	1,235	13.4	12
Lionel Taylor	1961	100	1,176	11.8	4
Lionel Taylor	1963	85	1,411	14.1	10
Lionel Taylor	1965	85	1,131	13.3	6
Steve Watson	1981	60	1,244	20.7	13
Steve Watson	1983	59	1,133	19.2	5
Steve Watson	1984	69	1,170	17.0	7
Vance Johnson	1989	76	1,095	14.4	7
Anthony Miller	1994	59	1,071	18.5	7
Shannon Sharpe	1994	87	1,010	11.6	4
Anthony Miller	1995	59	1,079	18.3	14
Shannon Sharpe	1996	80	1,062	13.3	10
Rod Smith	1997	70	1,180	16.9	12
Shannon Sharpe	1997	72	1,107	15.4	9
Rod Smith	1998	86	1,222	14.2	8
Ed McCaffrey	1998	64	1,053	16.5	10
Rod Smith	1999	79	1,020	12.9	4
Ed McCaffrey	1999	71	1,018	14.3	7
Rod Smith	2000	100	1,602	16.0	9
Ed McCaffrey	2000	101	1,177	13.0	9
Rod Smith	2001	113	1,313	11.9	11
Rod Smith	2002	89	1,027	11.5	5
Rod Smith	2004	79	1,144	14.5	7
Ashley Lelle	2004	54	1,084	20.1	7
Rod Smith	2005	85	1,105	13.0	6
Javon Walker	2006	68	1,094	15.7	8
Brandon Marshall	2007	102	1,089	10.7	7
Brandon Marshall	2008	104	1,265	12.2	6
Brandon Marshall	2009	101	1,120	11.1	10
Brandon Lloyd	2010	77	1,448	18.8	11
Demaryius Thomas	2012	94	1,434	15.3	10
Eric Decker	2012	85	1,064	12.5	13
Demaryius Thomas	2013	95	1,430	15.1	14
Eric Decker	2013	87	1,288	14.8	11
Demaryius Thomas	2014	111	1,619	14.6	11
Emmanuel Sanders	2014	101	1,404	13.9	9
Demaryius Thomas	2015	105	1,304	12.4	6
Emmanuel Sanders	2015	76	1,135	14.9	6

**TOTALS (38)** — Rod Smith 8, Demaryius Thomas 4, Lionel Taylor 4, Brandon Marshall 3, Ed McCaffrey 3, Shannon Sharpe 3, Steve Watson 3, Emmanuel Sanders, 2 Eric Decker 2, Anthony Miller 2, Vance Johnson 1, Ashley Lelle 1, Brandon Lloyd 1, Javon Walker 1.

## ALL-TIME 3,000-YARD PASSING SEASONS

Player	Year	Att.	Cmp.	Pct.	Yards	TD	INT	Rtg.
Frank Tripucka	1960	478	248	51.9	3,038	24	34	58.9
Craig Morton	1981	376	225	59.8	3,195	21	14	90.5
John Elway	1985	605	327	54.0	3,891	22	23	70.2
John Elway	1986	504	280	55.6	3,485	19	13	79.0
John Elway	1987	410	224	54.6	3,198	19	12	83.4
John Elway	1988	496	274	55.2	3,309	17	19	71.4
John Elway	1989	416	223	53.6	3,051	18	18	73.7
John Elway	1990	502	294	58.6	3,526	16	14	78.5
John Elway	1991	451	242	53.7	3,253	13	12	75.4
John Elway	1993	551	348	63.2	4,030	25	10	92.8
John Elway	1994	494	307	62.1	3,490	16	10	85.7
John Elway	1995	542	316	58.3	3,970	26	14	86.4
John Elway	1996	466	287	61.6	3,328	26	14	89.2
John Elway	1997	502	280	55.8	3,635	27	11	87.5
Brian Griese	1999	452	261	57.7	3,032	14	14	75.6
Brian Griese	2002	436	291	66.7	3,214	15	15	85.6
Jake Plummer	2004	521	303	58.2	4,089	27	20	84.5
Jake Plummer	2005	456	277	60.7	3,366	18	7	90.2
Jay Cutler	2007	467	297	63.6	3,497	20	14	88.1
Jay Cutler	2008	616	384	62.3	4,526	25	18	86.0
Kyle Orton	2009	541	336	62.1	3,802	21	12	86.8
Kyle Orton	2010	498	293	58.8	3,653	20	9	87.5
Peyton Manning	2012	583	400	68.6	4,659	37	11	105.9
Peyton Manning	2013	659	450	68.3	5,477	55	10	115.1
Peyton Manning	2014	597	395	66.2	4,727	39	15	101.5

**TOTALS (25)** — John Elway 12, Peyton Manning 3, Jay Cutler 2, Brian Griese 2, Jake Plummer 2, Kyle Orton 2, Craig Morton 1, Frank Tripucka 1.

## OUTSTANDING PERFORMANCES

A Complete List of Denver's 100-Yard Rushing, 100-Yard Receiving and 300-Yard Passing Performances along with 100-Yard Rushing Halves and 100-Yard Rushing Quarters

### 100-Yard Rushing Games — 202 Total (193 regular season / 9 postseason)

Player	Performance	Date, Opponent
Don Stone	17-104, 1 TD	Oct. 6, 1963, vs. San Diego
Billy Joe	20-105, 0 TD	Nov. 17, 1963, vs. N.Y. Jets
Billy Joe	16-108, 1 TD	Nov. 15, 1964, vs. N.Y. Jets
Cookie Gilchrist	32-142, 0 TD	Sept. 24, 1965, at Boston
Cookie Gilchrist	16-119, 0 TD	Nov. 14, 1965, at Houston
Floyd Little	25-126, 1 TD	Oct. 27, 1968, vs. Miami
Floyd Little	30-147, 1 TD	Nov. 3, 1968, at Boston
Floyd Little	21-105, 1 TD	Sept. 14, 1969, vs. Boston
Floyd Little	15-104, 1 TD	Sept. 21, 1969, vs. N.Y. Jets
Floyd Little	29-166, 1 TD	Oct. 19, 1969, at Cincinnati
Floyd Little	16-140, 1 TD	Oct. 25, 1970, at San Francisco
Bobby Anderson	25-106, 1 TD	Oct. 17, 1971, vs. San Diego
Floyd Little	25-113, 1 TD	Oct. 24, 1971, at Cleveland
Floyd Little	24-123, 1 TD	Oct. 31, 1971, at Philadelphia
Floyd Little	22-101, 0 TD	Nov. 14, 1971, vs. Cincinnati
Floyd Little	29-125, 0 TD	Dec. 5, 1971, vs. Chicago
Floyd Little	22-101, 0 TD	Sept. 17, 1972, vs. Houston
Floyd Little	18-100, 2 TD	Oct. 15, 1972, vs. Minnesota
Floyd Little	14-124, 1 TD	Nov. 5, 1972, at N.Y. Giants
Floyd Little	19-123, 1 TD	Oct. 14, 1973, at Houston
Joe Dawkins	30-117, 0 TD	Oct. 28, 1973, at N.Y. Jets
Floyd Little	22-109, 2 TD	Nov. 11, 1973, vs. San Diego
Otis Armstrong	19-131, 0 TD	Sept. 22, 1974, vs. Pittsburgh
Otis Armstrong	17-142, 1 TD	Oct. 27, 1974, at Cleveland
Otis Armstrong	19-110, 1 TD	Nov. 10, 1974, at Baltimore
Otis Armstrong	29-146, 0 TD	Nov. 24, 1974, at Oakland
Jon Keyworth	15-148, 1 TD	Nov. 24, 1974, at Oakland
Otis Armstrong	24-144, 1 TD	Nov. 28, 1974, at Detroit
Otis Armstrong	31-183, 3 TD	Dec. 8, 1974, vs. Houston
Otis Armstrong	18-142, 0 TD	Dec. 15, 1974, at San Diego
Jon Keyworth	20-132, 0 TD	Nov. 30, 1975, vs. San Diego
Otis Armstrong	16-101, 1 TD	Oct. 24, 1976, at Kansas City
Otis Armstrong	18-116, 0 TD	Nov. 7, 1976, vs. Tampa Bay
Otis Armstrong	26-116, 1 TD	Dec. 12, 1976, at Chicago
Norris Weese	12-120, 0 TD	Dec. 12, 1976, at Chicago
Otis Armstrong	21-120, 0 TD	Nov. 20, 1977, at Kansas City
Rob Lytle	16-110, 1 TD	Nov. 19, 1978, vs. Green Bay
Rob Lytle	18-102, 1 TD	Nov. 25, 1979, vs. Oakland
Otis Armstrong	22-107, 1 TD	Oct. 13, 1980, vs. Washington
Otis Armstrong	25-106, 1 TD	Oct. 26, 1980, at N.Y. Giants
Sammy Winder	20-119, 0 TD	Sept. 25, 1983, vs. L.A. Raiders
Sammy Winder	29-165, 0 TD	Oct. 9, 1983, at Houston
Sammy Winder	31-139, 1 TD	Sept. 23, 1984, vs. Kansas City
Sammy Winder	34-126, 0 TD	Oct. 28, 1984, at L.A. Raiders
Sammy Winder	20-103, 2 TD	Sept. 29, 1985, vs. Miami
Sammy Winder	20-104, 2 TD	Sept. 21, 1986, at Philadelphia
Sammy Winder	19-102, 0 TD	Jan. 4, 1987, vs. New England*
Joe Dudek	23-128, 2 TD	Oct. 12, 1987, vs. L.A. Raiders
Tony Dorsett	23-113, 1 TD	Sept. 11, 1988, vs. San Diego
Tony Dorsett	32-119, 2 TD	Sept. 26, 1988, vs. L.A. Raiders
Sammy Winder	17-100, 0 TD	Oct. 9, 1988, at San Francisco
Bobby Humphrey	23-102, 1 TD	Oct. 8, 1989, vs. San Diego
Bobby Humphrey	25-105, 2 TD	Nov. 5, 1989, vs. Pittsburgh
Bobby Humphrey	31-110, 0 TD	Nov. 20, 1989, at Washington
Bobby Humphrey	31-125, 0 TD	Dec. 3, 1989, at L.A. Raiders
Bobby Humphrey	23-128, 0 TD	Dec. 16, 1989, at Phoenix
Bobby Humphrey	19-132, 2 TD	Sept. 17, 1990, vs. Kansas City
Bobby Humphrey	25-129, 0 TD	Sept. 23, 1990, vs. Seattle
Bobby Humphrey	34-177, 1 TD	Sept. 30, 1990, at Buffalo
Bobby Humphrey	20-106, 1 TD	Oct. 8, 1990, vs. Cleveland
Gaston Green	24-116, 0 TD	Sept. 1, 1991, vs. Cincinnati
Gaston Green	24-127, 3 TD	Sept. 22, 1991, vs. San Diego
Gaston Green	26-158, 0 TD	Sept. 29, 1991, at Minnesota
Greg Lewis	19-111, 1 TD	Nov. 3, 1991, vs. Pittsburgh
Gaston Green	18-103, 0 TD	Nov. 10, 1991, vs. L.A. Raiders
Gaston Green	24-133, 1 TD	Nov. 17, 1991, at Kansas City
Rod Bernstine	23-101, 0 TD	Oct. 18, 1993, vs. L.A. Raiders
Rod Bernstine	21-103, 0 TD	Dec. 18, 1993, at Chicago
Leonard Russell	24-103, 0 TD	Oct. 9, 1994, at Seattle
Leonard Russell	19-109, 1 TD	Nov. 13, 1994, vs. Seattle



# OUTSTANDING PERFORMANCES, CONT.

## 100-Yard Rushing Games, cont.

Player	Performance	Date, Opponent
Terrell Davis	22-135, 1 TD	Nov. 5, 1995, vs. Arizona
Terrell Davis	30-176, 1 TD	Nov. 19, 1995, vs. San Diego
Terrell Davis	19-110, 1 TD	Nov. 26, 1995, at Houston
Glyn Milburn	18-131, 0 TD	Dec. 10, 1995, vs. Seattle
Aaron Craver	20-108, 1 TD	Dec. 24, 1995, at Oakland
Terrell Davis	28-111, 0 TD	Sept. 8, 1996, at Seattle
Terrell Davis	22-137, 1 TD	Sept. 15, 1996, vs. Tampa Bay
Terrell Davis	19-141, 2 TD	Sept. 22, 1996, at Kansas City
Terrell Davis	24-112, 0 TD	Sept. 29, 1996, at Cincinnati
Terrell Davis	28-194, 2 TD	Oct. 20, 1996, vs. Baltimore
Terrell Davis	32-154, 2 TD	Nov. 17, 1996, at New England
Terrell Davis	26-106, 1 TD	Dec. 1, 1996, at Seattle
Terrell Davis	26-101, 1 TD	Aug. 31, 1997, vs. Kansas City
Terrell Davis	21-107, 1 TD	Sept. 7, 1997, at Seattle
Terrell Davis	21-103, 0 TD	Sept. 14, 1997, vs. St. Louis
Terrell Davis	27-215, 1 TD	Sept. 21, 1997, vs. Cincinnati
Terrell Davis	32-171, 2 TD	Oct. 6, 1997, vs. New England
Terrell Davis	42-207, 1 TD	Oct. 26, 1997, at Buffalo
Terrell Davis	21-101, 0 TD	Nov. 2, 1997, vs. Seattle
Terrell Davis	21-104, 0 TD	Nov. 9, 1997, vs. Carolina
Terrell Davis	34-127, 0 TD	Nov. 16, 1997, at Kansas City
Terrell Davis	26-178, 1 TD	Nov. 30, 1997, at San Diego
Terrell Davis	31-184, 2 TD	Dec. 27, 1997, vs. Jacksonville*
Derek Loville	11-103, 2 TD	Dec. 27, 1997, vs. Jacksonville*
Terrell Davis	25-101, 2 TD	Jan. 4, 1998, at Kansas City*
Terrell Davis	26-139, 1 TD	Jan. 11, 1998, at Pittsburgh*
Terrell Davis	30-157, 3 TD	Jan. 25, 1998, vs. Green Bay†
Terrell Davis	23-191, 3 TD	Sept. 13, 1998, vs. Dallas
Terrell Davis	28-104, 0 TD	Sept. 20, 1998, at Oakland
Terrell Davis	21-119, 1 TD	Sept. 27, 1998, at Washington
Terrell Davis	20-168, 2 TD	Oct. 4, 1998, vs. Philadelphia
Terrell Davis	30-208, 1 TD	Oct. 11, 1998, at Seattle
Terrell Davis	31-136, 3 TD	Oct. 25, 1998, vs. Jacksonville
Terrell Davis	27-149, 2 TD	Nov. 1, 1998, at Cincinnati
Terrell Davis	18-111, 1 TD	Nov. 16, 1998, at Kansas City
Terrell Davis	31-162, 1 TD	Nov. 22, 1998, vs. Oakland
Terrell Davis	28-147, 1 TD	Dec. 13, 1998, at N.Y. Giants
Terrell Davis	29-178, 0 TD	Dec. 27, 1998, vs. Seattle
Terrell Davis	21-199, 2 TD	Jan. 9, 1999, vs. Miami*
Terrell Davis	32-167, 1 TD	Jan. 17, 1999, vs. N.Y. Jets*
Terrell Davis	25-102, 0 TD	Jan. 31, 1999, vs. Atlanta <sup>3</sup>
Olandis Gary	37-124, 1 TD	Oct. 17, 1999, vs. Green Bay
Olandis Gary	30-108, 2 TD	Nov. 7, 1999, at San Diego
Olandis Gary	22-183, 0 TD	Dec. 19, 1999, vs. Seattle
Olandis Gary	29-185, 1 TD	Dec. 25, 1999, at Detroit
Mike Anderson	31-131, 2 TD	Sept. 10, 2000, vs. Atlanta
Mike Anderson	32-187, 0 TD	Sept. 17, 2000, at Oakland
Mike Anderson	20-103, 1 TD	Oct. 15, 2000, vs. Cleveland
Terrell Davis	33-115, 1 TD	Nov. 5, 2000, at N.Y. Jets
Mike Anderson	30-195, 2 TD	Nov. 26, 2000, at Seattle
Mike Anderson	37-251, 4 TD	Dec. 3, 2000, at New Orleans
Mike Anderson	29-131, 2 TD	Dec. 10, 2000, vs. Seattle
Terrell Davis	21-101, 0 TD	Sept. 10, 2001, vs. N.Y. Giants
Mike Anderson	22-155, 1 TD	Oct. 7, 2001, vs. Kansas City
Mike Anderson	33-118, 1 TD	Nov. 22, 2001, at Dallas
Terrell Davis	19-109, 0 TD	Dec. 9, 2001, vs. Seattle
Clinton Portis	18-103, 1 TD	Sept. 22, 2002, vs. Buffalo
Clinton Portis	20-102, 0 TD	Oct. 6, 2002, vs. San Diego
Clinton Portis	26-111, 2 TD	Oct. 27, 2002, at New England
Clinton Portis	23-136, 0 TD	Nov. 17, 2002, at Seattle
Clinton Portis	23-159, 2 TD	Dec. 1, 2002, at San Diego
Clinton Portis	24-103, 0 TD	Dec. 8, 2002, at N.Y. Jets
Clinton Portis	21-130, 3 TD	Dec. 15, 2002, vs. Kansas City
Clinton Portis	24-228, 2 TD	Dec. 29, 2002, vs. Arizona
Clinton Portis	24-120, 2 TD	Sept. 7, 2003, at Cincinnati
Clinton Portis	12-129, 0 TD	Sept. 14, 2003, at San Diego
Clinton Portis	23-141, 1 TD	Oct. 5, 2003, at Kansas City
Clinton Portis	25-117, 1 TD	Oct. 19, 2003, at Minnesota
Clinton Portis	26-111, 1 TD	Nov. 3, 2003, vs. New England
Clinton Portis	25-106, 0 TD	Nov. 16, 2003, vs. San Diego
Clinton Portis	14-165, 0 TD	Nov. 23, 2003, vs. Chicago
Clinton Portis	34-170, 2 TD	Nov. 30, 2003, at Oakland
Clinton Portis	22-218, 5 TD	Dec. 7, 2003, vs. Kansas City
Clinton Portis	38-139, 2 TD	Dec. 14, 2003, vs. Cleveland
Quentin Griffin	28-136, 0 TD	Dec. 21, 2003, at Indianapolis
Quentin Griffin	23-156, 2 TD	Sept. 12, 2004, vs. Kansas City

## OUTSTANDING PERFORMANCES, CONT.

### 100-Yard Rushing Games, cont.

Player	Performance	Date	Opponent
Reuben Droughns	30-193, 0 TD	Oct. 10, 2004	vs. Carolina
Reuben Droughns	38-176, 1 TD	Oct. 17, 2004	at Oakland
Reuben Droughns	24-110, 0 TD	Oct. 25, 2004	at Cincinnati
Reuben Droughns	29-120, 0 TD	Nov. 7, 2004	vs. Houston
Reuben Droughns	28-166, 1 TD	Nov. 21, 2004	at New Orleans
Reuben Droughns	28-102, 1 TD	Nov. 28, 2004	vs. Oakland
Tatum Bell	17-123, 2 TD	Dec. 12, 2004	vs. Miami
Mike Anderson	23-115, 0 TD	Oct. 2, 2005	at Jacksonville
Tatum Bell	12-127, 2 TD	Oct. 9, 2005	vs. Washington
Tatum Bell	13-114, 1 TD	Oct. 16, 2005	vs. New England
Mike Anderson	24-120, 1 TD	Oct. 23, 2005	at N.Y. Giants
Mike Anderson	21-126, 1 TD	Oct. 30, 2005	vs. Philadelphia
Tatum Bell	14-107, 2 TD	Oct. 30, 2005	vs. Philadelphia
Mike Anderson	26-113, 3 TD	Nov. 20, 2005	vs. N.Y. Jets
Tatum Bell	15-103, 0 TD	Sept. 10, 2006	at St. Louis
Tatum Bell	27-123, 0 TD	Sept. 24, 2006	at New England
Tatum Bell	24-115, 1 TD	Oct. 22, 2006	at Cleveland
Mike Bell	15-136, 2 TD	Oct. 29, 2006	vs. Indianapolis
Tatum Bell	23-133, 0 TD	Dec. 3, 2006	vs. Seattle
Tatum Bell	17-116, 0 TD	Dec. 10, 2006	at San Diego
Travis Henry	23-139, 0 TD	Sept. 9, 2007	at Buffalo
Travis Henry	26-128, 0 TD	Sept. 16, 2007	vs. Oakland
Travis Henry	26-131, 0 TD	Sept. 30, 2007	at Indianapolis
Selvin Young	20-109, 1 TD	Nov. 11, 2007	at Kansas City
Selvin Young	17-156, 0 TD	Dec. 9, 2007	vs. Kansas City
Michael Pittman	20-109, 0 TD	Oct. 12, 2008	vs. Jacksonville
Peyton Hillis	22-129, 1 TD	Nov. 30, 2008	at N.Y. Jets
Correll Buckhalter	14-108, 0 TD	Sept. 27, 2009	at Oakland
Correll Buckhalter	12-113, 0 TD	Dec. 6, 2009	at Kansas City
Knowshon Moreno	22-106, 0 TD	Nov. 14, 2010	vs. Kansas City
Knowshon Moreno	23-161, 0 TD	Dec. 5, 2010	at Kansas City
Willis McGahee	28-101, 1 TD	Sept. 18, 2011	vs. Cincinnati
Willis McGahee	15-103, 0 TD	Oct. 2, 2011	at Green Bay
Willis McGahee	16-125, 0 TD	Oct. 9, 2011	vs. San Diego
Willis McGahee	20-163, 2 TD	Nov. 6, 2011	at Oakland
Tim Tebow	13-118, 0 TD	Nov. 6, 2011	at Oakland
Willis McGahee	23-117, 0 TD	Nov. 27, 2011	at San Diego
Willis McGahee	20-111, 1 TD	Dec. 4, 2011	at Minnesota
Willis McGahee	28-145, 0 TD	Jan. 1, 2012	vs. Kansas City
Willis McGahee	22-113, 2 TD	Sept. 17, 2012	at Atlanta
Willis McGahee	19-112, 1 TD	Sept. 30, 2012	vs. Oakland
Willis McGahee	23-122, 1 TD	Oct. 28, 2012	vs. New Orleans
Knowshon Moreno	32-119, 1 TD	Dec. 6, 2012	at Oakland
Knowshon Moreno	21-115, 1 TD	Dec. 16, 2012	at Baltimore
Knowshon Moreno	37-224, 1 TD	Nov. 24, 2013	at New England
Montee Ball	13-117, 0 TD	Dec. 1, 2013	at Kansas City
Ronnie Hillman	24-100, 0 TD	Oct. 12, 2014	at N.Y. Jets
Ronnie Hillman	20-109, 0 TD	Oct. 23, 2014	at San Diego
C.J. Anderson	27-167, 1 TD	Nov. 23, 2014	vs. Miami
C.J. Anderson	32-168, 0 TD	Nov. 30, 2014	at Kansas City
Ronnie Hillman	11-103, 1 TD	Oct. 4, 2015	vs. Minnesota
Ronnie Hillman	20-111, 0 TD	Oct. 18, 2015	at Cleveland
C.J. Anderson	15-113, 2 TD	Nov. 1, 2015	vs. Green Bay
Ronnie Hillman	21-102, 0 TD	Nov. 22, 2015	vs. Chicago
C.J. Anderson	15-113, 2 TD	Nov. 29, 2015	vs. New England
Ronnie Hillman	15-117, 1 TD	Jan. 3, 2016	vs. San Diego

(\* Denotes postseason game; † Denotes Super Bowl XXXII; ‡ Denotes Super Bowl XXXIII)

**TOTALS** — Terrell Davis 41 (includes seven postseason games), Clinton Portis 18, Floyd Little 15, Otis Armstrong 13, Mike Anderson 12, Willis McGahee 10, Tatum Bell 9, Bobby Humphrey 9, Sammy Winder 8 (includes one postseason game), Ronnie Hillman 6, Reuben Droughns 6, Gaston Green 5, Knowshon Moreno 5, C.J. Anderson 4, Olandis Gary 4, Travis Henry 3, Rod Bernstine 2, Correll Buckhalter 2, Tony Dorsett 2, Cookie Gilchrist 2, Quentin Griffin 2, Billy Joe 2, Jon Keyworth 2, Rob Lytle 2, Leonard Russell 2, Selvin Young 2, Bobby Anderson 1, Montee Ball 1, Mike Bell 1, Aaron Craver 1, Joe Dawkins 1, Joe Dudek 1, Peyton Hillis 1, Greg Lewis 1, Derek Loville 1 (postseason), Glyn Milburn 1, Michael Pittman 1, Donnie Stone 1, Tim Tebow 1, Norris Weese 1.

#### Most 100-yard games, season

- 11—Terrell Davis, 1998
- 10—Clinton Portis, 2003
- 10—Terrell Davis, 1997
- 8—Clinton Portis, 2002
- 7—Willis McGahee, 2011
- 7—Terrell Davis, 1996
- 7—Otis Armstrong, 1974
- 6—Reuben Droughns, 2004
- 6—Mike Anderson, 2000
- 5—Tatum Bell, 2006
- 5—Gaston Green, 1991
- 5—Bobby Humphrey, 1989

#### Most Consecutive 100-yard games

- 7—Terrell Davis, 1998
- 6—Clinton Portis, 2003
- 4—Terrell Davis, 1997 (3x; incl. 1 in postseason)
- 4—Terrell Davis, 1996
- 4—Bobby Humphrey, 1990
- 4—Otis Armstrong, 1974

#### Most 100-yard games by a rookie

- 8—Clinton Portis, 2002
- 6—Mike Anderson, 2000
- 5—Bobby Humphrey, 1989
- 4—Olandis Gary, 1999
- 3—Terrell Davis, 1995

## OUTSTANDING PERFORMANCES, CONT.

### 100-Yard Rushing Halves — 43 Total (40 regular season / 3 postseason)

Rank	Player	Date	Opponent	Half	Carries	Half total	Game total
No. 1	Clinton Portis	Dec. 7, 2003	vs. Kansas City	2nd	10	188	218
No. 2	Olandis Gary	Dec. 25, 1999	at Detroit	2nd	21	174	185
No. 3	Terrell Davis	Oct. 4, 1998	vs. Philadelphia	1st	20	168	168
No. 4	Terrell Davis	Sept. 13, 1998	vs. Dallas	1st	12	154	191
No. 5	Mike Anderson	Nov. 26, 2000	at Seattle	2nd	18	153	195
No. 6	Mike Anderson	Dec. 3, 2000	at New Orleans	1st	17	146	251
No. 7	Willis McGahee	Nov. 6, 2011	at Oakland	2nd	12	145	163
No. 8	Selvin Young	Dec. 9, 2007	vs. Kansas City	1st	11	143	156
No. 9	Mike Bell	Oct. 29, 2006	vs. Indianapolis	2nd	14	135	136
	Terrell Davis	Oct. 11, 1998	at Seattle	2nd	15	135	208
No. 11	Terrell Davis	Sept. 21, 1997	vs. Cincinnati	2nd	12	130	215
	Terrell Davis	Sept. 22, 1996	at Kansas City	1st	14	130	141
No. 13	Clinton Portis	Sept. 14, 2003	at San Diego	1st	12	129	129
	Terrell Davis	Jan. 9, 1999	vs. Miami*	1st	16	129	199
No. 15	Terrell Davis	Oct. 26, 1997	at Buffalo	1st	21	124	207
No. 16	Clinton Portis	Dec. 29, 2002	vs. Arizona	1st	8	120	228
No. 17	Terrell Davis	Oct. 20, 1996	vs. Baltimore	1st	9	118	194
No. 18	Knowshon Moreno	Nov. 24, 2013	at New England	2nd	19	117	224
	Floyd Little	Oct. 25, 1970	at San Francisco	1st	9	117	140
No. 20	Gaston Green	Sept. 22, 1991	vs. San Diego	2nd	15	115	127
No. 21	C.J. Anderson	Nov. 23, 2014	vs. Miami	2nd	17	114	167
	Terrell Davis	Oct. 6, 1997	vs. New England	2nd	18	114	171
No. 23	Otis Armstrong	Dec. 8, 1974	vs. Houston	1st	16	113	183
No. 24	Tatum Bell	Dec. 3, 2006	vs. Seattle	1st	15	112	133
No. 25	Quentin Griffin	Sept. 12, 2004	vs. Kansas City	2nd	15	111	156
No. 26	Clinton Portis	Oct. 5, 2003	at Kansas City	2nd	15	110	141
	Terrell Davis	Nov. 22, 1998	vs. Oakland	1st	19	110	162
	Otis Armstrong	Sept. 22, 1974	vs. Pittsburgh	2nd	14	110	131
No. 29	Mike Anderson	Sept. 17, 2000	at Oakland	2nd	16	109	187
No. 30	Clinton Portis	Dec. 29, 2002	vs. Arizona	2nd	16	108	228
	Terrell Davis	Nov. 16, 1997	at Kansas City	1st	19	108	127
No. 32	Knowshon Moreno	Nov. 24, 2013	at New England	1st	18	107	224
	Jon Keyworth	Nov. 30, 1975	vs. San Diego	1st	15	107	132
No. 34	Travis Henry	Sept. 30, 2007	at Indianapolis	1st	20	106	131
	Reuben Droughns	Nov. 21, 2004	at New Orleans	1st	10	106	166
	Mike Anderson	Oct. 7, 2001	vs. Kansas City	1st	9	106	155
	Joe Dawkins	Oct. 28, 1973	at N.Y. Jets	1st	8	106	117
No. 38	Mike Anderson	Dec. 3, 2000	at New Orleans	2nd	20	105	251
No. 39	Montee Ball	Dec. 2, 2013	at Kansas City	2nd	9	104	117
No. 40	Reuben Droughns	Oct. 17, 2004	at Oakland	1st	18	103	176
No. 41	Terrell Davis	Dec. 27, 1997	vs. Jacksonville*	2nd	10	101	184
No. 42	Derek Loville	Dec. 27, 1997	vs. Jacksonville*	2nd	10	100	103
	Bobby Humphrey	Sept. 30, 1990	at Buffalo	1st	20	100	177

(\*Denotes postseason game)

### 100-Yard Rushing Quarters — 10 Total (9 regular season / 1 postseason)

Rank	Player	Date	Opponent	Quarter	Carries	Qtr. total	Game total
No. 1	Terrell Davis	Sept. 13, 1998	vs. Dallas	1st	6	138	191
No. 2	Olandis Gary	Dec. 25, 1999	at Detroit	3rd	11	134	185
No. 3	Terrell Davis	Oct. 11, 1998	at Seattle	4th	11	122	208
No. 4	Terrell Davis	Oct. 4, 1998	vs. Philadelphia	1st	10	120	168
No. 5	Mike Anderson	Nov. 26, 2000	at Seattle	4th	10	115	195
No. 6	Terrell Davis	Sept. 22, 1996	at Kansas City	2nd	8	112	141
No. 7	Clinton Portis	Sept. 14, 2003	at San Diego	1st	7	110	129
No. 8	Terrell Davis	Sept. 21, 1997	vs. Cincinnati	4th	6	106	215
No. 9	Mike Anderson	Dec. 3, 2000	at New Orleans	2nd	10	105	251
No. 10	Terrell Davis	Dec. 27, 1997	vs. Jacksonville*	3rd	10	101	184

(\*Denotes postseason game)

### 100-Yard Receiving Games — 307 Total (294 regular season / 13 postseason)

Player	Performance	Date	Opponent
Al Carmichael	6-130, 1 TD	Sept. 9, 1960	at Boston
Lionel Taylor	6-125, 1 TD	Sept. 23, 1960	at N.Y. Titans
Lionel Taylor	7-101, 2 TD	Oct. 2, 1960	vs. Oakland
Al Carmichael	5-109, 2 TD	Oct. 23, 1960	vs. Boston
Lionel Taylor	10-106, 1 TD	Oct. 23, 1960	vs. Boston
Lionel Taylor	10-140, 1 TD	Nov. 6, 1960	vs. Houston
Al Carmichael	7-117, 2 TD	Nov. 6, 1960	vs. Houston
Lionel Taylor	10-138, 0 TD	Nov. 20, 1960	at Houston
Lionel Taylor	8-199, 3 TD	Nov. 27, 1960	vs. Buffalo
Lionel Taylor	6-125, 1 TD	Dec. 10, 1960	at Los Angeles
Lionel Taylor	7-132, 2 TD	Sept. 10, 1961	at Buffalo
Lionel Taylor	11-126, 0 TD	Sept. 24, 1961	at N.Y. Titans
Lionel Taylor	9-118, 0 TD	Oct. 1, 1961	at Oakland
Lionel Taylor	7-120, 1 TD	Oct. 8, 1961	vs. Dallas
Al Frazier	7-166, 1 TD	Oct. 15, 1961	vs. Oakland
Al Frazier	6-125, 1 TD	Oct. 22, 1961	vs. N.Y. Titans
Al Frazier	6-125, 1 TD	Nov. 12, 1961	vs. San Diego
Lionel Taylor	10-119, 0 TD	Nov. 12, 1961	vs. San Diego
Donnie Stone	9-137, 1 TD	Dec. 3, 1961	vs. Boston
Lionel Taylor	9-133, 0 TD	Sept. 15, 1962	at Buffalo
Al Frazier	4-125, 1 TD	Sept. 15, 1962	at Buffalo
Lionel Taylor	12-119, 0 TD	Sept. 21, 1962	at Boston
Jerry Tarl	4-152, 2 TD	Sept. 21, 1962	at Boston

# OUTSTANDING PERFORMANCES, CONT.

## 100-Yard Receiving Games, cont.

Player	Performance	Date	Opponent
Lionel Taylor	7-110	Dec. 9, 1962	at Dallas
Lionel Taylor	7-169	Sept. 29, 1963	vs. Boston
Lionel Taylor	7-142	Oct. 6, 1963	vs. San Diego
Bob Scarpitto	4-34	Oct. 13, 1963	vs. Houston
Lionel Taylor	10-106	Dec. 15, 1963	at Oakland
Gene Prebola	6-111	Dec. 15, 1973	at Oakland
Lionel Taylor	8-149	Sept. 27, 1964	vs. Houston
Hewritt Dixon	4-109	Oct. 25, 1964	at Oakland
Hewritt Dixon	5-121	Nov. 1, 1964	at Kansas City
Al Denison	3-113	Nov. 7, 1964	at Kansas City
Lionel Taylor	13-117	Nov. 29, 1964	vs. Oakland
Bob Scarpitto	1-10	Oct. 20, 1964	at Houston
Lionel Taylor	5-108	Sept. 11, 1965	at San Diego
Lionel Taylor	9-172	Sept. 19, 1965	vs. Buffalo
Lionel Taylor	7-114	Nov. 7, 1965	vs. San Diego
Lionel Taylor	11-141	Nov. 21, 1965	vs. Oakland
Lionel Taylor	8-164	Dec. 5, 1965	at Oakland
Wendell Hayes	9-128	Dec. 2, 1965	at Oakland
Al Denison	5-151	Oct. 2, 1966	vs. Houston
Charlie Mitchell	4-26	Dec. 4, 1966	vs. Miami
Bob Scarpitto	5-123	Dec. 18, 1966	at Buffalo
Al Denison	4-31	Sept. 3, 1967	vs. Boston
Al Denison	7-34	Sept. 24, 1967	vs. N.Y. Jets
Eric Crabtree	6-123	Oct. 25, 1967	vs. San Diego
Al Denison	7-102	Oct. 25, 1967	at Kansas City
Al Denison	7-102	Nov. 19, 1967	at Buffalo
Eric Crabtree	8-107	Nov. 23, 1967	at San Diego
Eric Crabtree	6-129	Dec. 17, 1967	vs. Kansas City
Al Denison	8-115	Sept. 15, 1968	at Cincinnati
Eric Crabtree	7-113	Sept. 22, 1968	at Kansas City
Eric Crabtree	8-148	Oct. 13, 1968	at N.Y. Jets
Jimmy Jones	8-142	Oct. 10, 1968	at San Diego
Floyd Little	4-165	Nov. 24, 1968	vs. Buffalo
Al Denison	6-31	Dec. 8, 1968	at Oakland
Mike Haffner	4-122	Dec. 14, 1968	vs. Kansas City
Al Denison	6-38	Sept. 28, 1969	at Buffalo
Mike Haffner	6-102	Oct. 26, 1969	at Houston
Al Denison	8-140	Nov. 23, 1969	at San Diego
John Embree	6-100	Nov. 23, 1969	at San Diego
Jerry Simmons	6-53	Nov. 21, 1971	at Kansas City
Rod Sherman	4-110	Sept. 17, 1972	vs. Houston
Jerry Simmons	6-118	Oct. 22, 1972	at Oakland
Bobby Anderson	13-143	Sept. 30, 1973	vs. Chicago
Riley Odoms	9-114	Nov. 4, 1973	at St. Louis
Haven Moses	9-132	Nov. 25, 1973	vs. Kansas City
Haven Moses	7-132	Oct. 13, 1974	vs. New Orleans
Floyd Little	7-127	Oct. 20, 1974	vs. San Diego
Riley Odoms	7-125	Nov. 18, 1974	vs. Kansas City
Rick Upchurch	3-153	Sept. 21, 1975	vs. Kansas City
Haven Moses	3-168	Jan. 1, 1978	vs. Oakland*
Haven Moses	9-115	Nov. 1, 1978	at Cleveland
Haven Moses	9-115	Nov. 19, 1978	vs. Green Bay
Riley Odoms	7-165	Oct. 10, 1978	vs. Kansas City
Haven Moses	5-116	Dec. 16, 1978	vs. Pittsburgh
Riley Odoms	5-125	Sept. 23, 1979	vs. Seattle
Haven Moses	4-107	Oct. 14, 1979	at Kansas City
Haven Moses	5-33	Oct. 25, 1979	at Pittsburgh
Riley Odoms	5-103	Oct. 26, 1979	vs. Kansas City
Haven Moses	6-141	Sept. 21, 1980	vs. San Diego
Riley Odoms	8-128	Dec. 14, 1980	vs. Oakland
Steve Watson	7-143	Sept. 20, 1981	vs. Baltimore
Steve Watson	8-178	Sept. 27, 1981	vs. San Diego
Steve Watson	9-188	Oct. 11, 1981	vs. Detroit
Rick Upchurch	9-188	Oct. 18, 1981	at Kansas City
Steve Watson	9-102	Nov. 22, 1981	at Cincinnati
Steve Watson	2-103	Dec. 6, 1981	vs. Kansas City
Rick Upchurch	6-102	Dec. 20, 1981	at Chicago
Steve Watson	5-101	Dec. 5, 1982	vs. Atlanta
Steve Watson	10-183	Dec. 12, 1982	at L.A. Rams
Steve Watson	8-161	Sept. 11, 1983	at Baltimore
Steve Watson	6-119	Oct. 16, 1983	vs. Cincinnati
Steve Watson	6-121	Oct. 30, 1983	vs. Kansas City
Rick Upchurch	6-143	Oct. 30, 1983	vs. Kansas City
Steve Watson	7-110	Nov. 6, 1983	at Seattle
Steve Watson	4-119	Nov. 20, 1983	vs. Seattle
Clint Sampson	3-101	Dec. 4, 1983	vs. Cleveland
Steve Watson	7-111	Oct. 7, 1984	at Detroit
Butch Johnson	9-136	Nov. 4, 1984	vs. New England
Steve Watson	8-134	Nov. 4, 1984	vs. New England
Steve Watson	5-123	Nov. 18, 1984	vs. Minnesota
Steve Watson	11-177	Dec. 30, 1984	vs. Pittsburgh*
Vance Johnson	6-116	Dec. 14, 1985	vs. Kansas City
Vance Johnson	9-121	Jan. 25, 1987	vs. N.Y. Giants
Bobby Micho	9-105	Oct. 19, 1987	at Kansas City
Vance Johnson	4-118	Nov. 22, 1987	vs. L.A. Raiders
Ricky Nattiel	4-118	Nov. 29, 1987	at San Diego
Vance Johnson	4-105	Jan. 10, 1988	vs. Houston*
Mark Jackson	4-134	Jan. 17, 1988	vs. Cleveland*
Vance Johnson	7-134	Sept. 26, 1988	vs. L.A. Raiders
Ricky Nattiel	3-102	Oct. 23, 1988	at Pittsburgh
Mark Jackson	10-107	Nov. 27, 1988	vs. L.A. Rams
Mark Jackson	7-145	Dec. 1988	at L.A. Raiders
Mark Jackson	7-137	Dec. 11, 1988	at Seattle
Vance Johnson	5-145	Oct. 1, 1989	at Cleveland
Michael Young	6-137	Oct. 22, 1989	at Seattle
Vance Johnson	9-148	Oct. 29, 1989	vs. Philadelphia
Vance Johnson	6-154	Nov. 26, 1989	vs. Seattle

## OUTSTANDING PERFORMANCES, CONT.

### 100-Yard Receiving Games, cont.

Player	Performance	Date	Opponent
Mark Jackson	5-111, 0 TD	Jan. 7, 1990	vs. Pittsburgh*
Michael Young	2-123, 1 TD	Jan. 14, 1990	vs. Cleveland*
Mark Jackson	7-121, 0 TD	Sept. 9, 1990	at L.A. Raiders
Vance Johnson	6-150, 0 TD	Sept. 17, 1990	vs. Kansas City
Vance Johnson	6-150, 0 TD	Sept. 23, 1990	vs. Seattle
Mark Jackson	6-127, 1 TD	Oct. 21, 1990	at Indianapolis
Mark Jackson	7-111, 0 TD	Oct. 6, 1991	at Houston
Vance Johnson	8-104, 0 TD	Jan. 12, 1992	at Buffalo*
Shannon Sharpe	9-118, 0 TD	Oct. 4, 1992	vs. Kansas City
Mark Jackson	9-113, 2 TD	Oct. 25, 1992	at San Diego
Arthur Marshall	9-134, 1 TD	Nov. 8, 1992	vs. N.Y. Jets
Mark Jackson	9-156, 1 TD	Nov. 15, 1992	vs. N.Y. Giants
Shannon Sharpe	9-109, 1 TD	Dec. 12, 1992	at Buffalo
Derek Russell	6-104, 0 TD	Sept. 20, 1993	at Kansas City
Vance Johnson	10-148, 1 TD	Oct. 10, 1993	at Green Bay
Derek Russell	5-111, 0 TD	Oct. 18, 1993	vs. L.A. Raiders
Shannon Sharpe	7-104, 0 TD	Nov. 24, 1993	vs. Minnesota
Shannon Sharpe	6-115, 2 TD	Jan. 7, 1994	at L.A. Raiders
Shannon Sharpe	1-156, 1 TD	Jan. 9, 1994	at L.A. Raiders*
Mike Pritchard	2-19, 1 TD	Sept. 4, 1994	vs. San Diego
Mike Pritchard	9-100, 0 TD	Sept. 11, 1994	at N.Y. Jets
Anthony Miller	6-105, 1 TD	Sept. 11, 1994	at N.Y. Jets
Shannon Sharpe	6-121, 1 TD	Oct. 23, 1994	at San Diego
Anthony Miller	6-102, 0 TD	Nov. 20, 1994	vs. Atlanta
Cedric Tillman	6-170, 0 TD	Nov. 20, 1994	vs. Atlanta
Anthony Miller	6-118, 1 TD	Nov. 27, 1994	at Cincinnati
Anthony Miller	6-153, 0 TD	Dec. 4, 1994	at Kansas City
Anthony Miller	3-118, 0 TD	Dec. 17, 1994	at San Francisco
Shannon Sharpe	10-180, 0 TD	Sept. 3, 1995	vs. Buffalo
Anthony Miller	6-108, 3 TD	Sept. 10, 1995	at Dallas
Anthony Miller	7-149, 2 TD	Oct. 16, 1995	vs. Oakland
Shannon Sharpe	6-143, 1 TD	Nov. 19, 1995	vs. San Diego
Anthony Miller	8-122, 2 TD	Nov. 26, 1995	at Houston
Shannon Sharpe	9-131, 0 TD	Sept. 22, 1996	at Kansas City
Anthony Miller	5-131, 1 TD	Sept. 29, 1996	at Cincinnati
Shannon Sharpe	13-153, 3 TD	Oct. 6, 1996	vs. San Diego
Shannon Sharpe	9-162, 0 TD	Oct. 20, 1996	vs. Baltimore
Rod Smith	5-126, 2 TD	Aug. 31, 1997	vs. Kansas City
Rod Smith	5-126, 2 TD	Sept. 14, 1997	vs. St. Louis
Shannon Sharpe	6-119, 1 TD	Sept. 28, 1997	at Atlanta
Rod Smith	5-130, 0 TD	Oct. 6, 1997	vs. New England
Rod Smith	5-114, 1 TD	Nov. 2, 1997	vs. Seattle
Shannon Sharpe	8-174, 0 TD	Nov. 9, 1997	vs. Carolina
Rod Smith	6-112, 0 TD	Nov. 16, 1997	at Kansas City
Shannon Sharpe	10-112, 0 TD	Nov. 24, 1997	vs. Oakland
Ed McCaffrey	7-111, 2 TD	Nov. 30, 1997	at San Diego
Rod Smith	4-115, 2 TD	Dec. 7, 1997	at Pittsburgh
Shannon Sharpe	8-162, 1 TD	Dec. 21, 1997	vs. San Diego
Ed McCaffrey	5-117, 0 TD	Sept. 13, 1998	vs. Dallas
Rod Smith	6-136, 1 TD	Oct. 11, 1998	at Seattle
Ed McCaffrey	7-133, 1 TD	Nov. 9, 1998	at Cincinnati
Ed McCaffrey	8-101, 1 TD	Nov. 8, 1998	vs. San Diego
Rod Smith	8-101, 1 TD	Nov. 29, 1998	at San Diego
Ed McCaffrey	6-103, 1 TD	Dec. 6, 1998	vs. Kansas City
Rod Smith	8-165, 0 TD	Dec. 6, 1998	vs. Kansas City
Rod Smith	9-158, 1 TD	Dec. 27, 1998	vs. Seattle
Rod Smith	6-152, 3 TD	Jan. 31, 1999	vs. Atlanta*
Ed McCaffrey	6-105, 0 TD	Sept. 13, 1999	vs. Miami
Byron Chamberlain	2-116, 2 TD	Oct. 4, 1999	vs. Green Bay
Ed McCaffrey	5-111, 0 TD	Oct. 17, 1999	vs. Green Bay
Ed McCaffrey	5-111, 0 TD	Oct. 24, 1999	at New England
Rod Smith	7-117, 0 TD	Oct. 31, 1999	vs. Minnesota
Ed McCaffrey	6-125, 0 TD	Nov. 14, 1999	at Seattle
Rod Smith	8-106, 0 TD	Dec. 5, 1999	vs. Kansas City
Rod Smith	7-109, 0 TD	Jan. 2, 2000	vs. San Diego
Ed McCaffrey	7-117, 2 TD	Sept. 4, 2000	at St. Louis
Rod Smith	8-134, 0 TD	Sept. 10, 2000	vs. Kansas City
Rod Smith	13-160, 0 TD	Sept. 24, 2000	vs. Kansas City
Ed McCaffrey	5-129, 0 TD	Oct. 1, 2000	vs. New England
Rod Smith	5-111, 3 TD	Oct. 15, 2000	vs. Cleveland
Ed McCaffrey	10-111, 3 TD	Oct. 22, 2000	at Cincinnati
Rod Smith	9-134, 0 TD	Nov. 20, 2000	at N.Y. Jets
Ed McCaffrey	10-148, 2 TD	Nov. 19, 2000	vs. San Diego
Rod Smith	11-187, 1 TD	Nov. 19, 2000	vs. San Diego
Ed McCaffrey	8-112, 1 TD	Dec. 10, 2000	vs. Seattle
Rod Smith	6-101, 0 TD	Dec. 17, 2000	at Kansas City
Rod Smith	6-115, 2 TD	Sept. 10, 2001	vs. N.Y. Giants
Rod Smith	14-162, 2 TD	Sept. 23, 2001	vs. Arizona
Rod Smith	8-110, 1 TD	Oct. 7, 2001	vs. Kansas City
Rod Smith	6-159, 1 TD	Oct. 28, 2001	vs. New England
Rod Smith	8-100, 1 TD	Dec. 16, 2001	at Kansas
Ed McCaffrey	6-113, 2 TD	Oct. 6, 2002	vs. San Diego
Shannon Sharpe	12-214, 0 TD	Oct. 20, 2002	at Kansas City
Ed McCaffrey	9-126, 0 TD	Oct. 27, 2002	at New England
Ed McCaffrey	9-126, 0 TD	Dec. 2, 2002	at San Diego
Shannon Sharpe	9-100, 0 TD	Dec. 8, 2002	at N.Y. Jets
Ashley Lelie	4-106, 0 TD	Dec. 22, 2002	at Oakland
Ed McCaffrey	7-112, 0 TD	Dec. 29, 2002	vs. Arizona
Ashley Lelie	3-108, 0 TD	Sept. 22, 2003	vs. Oakland
Rod Smith	8-130, 0 TD	Oct. 5, 2003	at Kansas City
Shannon Sharpe	6-101, 0 TD	Nov. 16, 2003	at San Diego
Ashley Lelie	7-101, 0 TD	Dec. 7, 2003	at Indianapolis
Rod Smith	9-208, 1 TD	Oct. 31, 2004	vs. Atlanta
Ashley Lelie	4-105, 0 TD	Dec. 5, 2004	at San Diego
Rod Smith	6-123, 1 TD	Oct. 16, 2005	vs. New England
Rod Smith	11-137, 1 TD	Dec. 17, 2005	at Buffalo
Ashley Lelie	6-110, 0 TD	Dec. 24, 2005	vs. Oakland



## OUTSTANDING PERFORMANCES, CONT.

### 100-Yard Receiving Games, cont.

Player	Performance	Date, Opponent
Javon Walker	3-130, 2 TD	Sept. 24, 2006, at New England
Javon Walker	3-107, 0 TD	Oct. 22, 2006, at Cleveland
Javon Walker	6-134, 2 TD	Nov. 5, 2006, at Pittsburgh
Javon Walker	9-119, 0 TD	Sept. 9, 2007, at Buffalo
Javon Walker	8-101, 0 TD	Sept. 16, 2007, vs. Oakland
Brandon Marshall	7-133, 0 TD	Sept. 23, 2007, vs. Jacksonville
Brandon Stokley	3-102, 0 TD	Dec. 2, 2007, at Oakland
Brandon Marshall	10-115, 2 TD	Dec. 9, 2007, vs. Kansas City
Brandon Marshall	11-107, 0 TD	Dec. 13, 2007, at Houston
Tony Scheffler	7-100, 1 TD	Dec. 13, 2007, vs. Houston
Brandon Marshall	10-114, 1 TD	Dec. 30, 2007, vs. Minnesota
Eddie Royal	9-146, 1 TD	Sept. 8, 2008, at Oakland
Brandon Marshall	18-166, 1 TD	Sept. 14, 2008, vs. San Diego
Brandon Marshall	6-155, 1 TD	Sept. 21, 2008, vs. New Orleans
Eddie Royal	9-104, 0 TD	Sept. 28, 2008, at Kansas City
Peyton Hillis	7-116, 1 TD	Nov. 2, 2008, vs. Miami
Eddie Royal	6-164, 1 TD	Nov. 6, 2008, at Cleveland
Brandon Marshall	10-129, 0 TD	Dec. 21, 2008, vs. Buffalo
Tony Scheffler	8-101, 0 TD	Oct. 19, 2009, at San Diego
Brandon Marshall	11-112, 0 TD	Nov. 9, 2009, vs. Pittsburgh
Brandon Marshall	5-134, 2 TD	Nov. 15, 2009, at Washington
Brandon Marshall	21-200, 2 TD	Dec. 13, 2009, at Indianapolis
Jabar Gaffney	14-213, 0 TD	Jan. 3, 2010, vs. Kansas City
Brandon Lloyd	5-117, 0 TD	Sept. 12, 2010, at Jacksonville
Jabar Gaffney	12-140, 0 TD	Sept. 26, 2010, vs. Indianapolis
Brandon Lloyd	6-169, 1 TD	Sept. 26, 2010, vs. Indianapolis
Eddie Royal	11-115, 0 TD	Oct. 3, 2010, at Tennessee
Eddie Royal	8-113, 1 TD	Oct. 3, 2010, at Tennessee
Brandon Lloyd	5-135, 2 TD	Oct. 10, 2010, at Baltimore
Brandon Lloyd	7-169, 1 TD	Oct. 31, 2010, at San Francisco (London)
Brandon Lloyd	5-111, 0 TD	Dec. 16, 2010, vs. Houston
Eric Decker	5-113, 2 TD	Sept. 18, 2011, vs. Cincinnati
Brandon Lloyd	8-136, 0 TD	Oct. 2, 2011, at Green Bay
Demaryius Thomas	4-144, 2 TD	Dec. 4, 2011, at Minnesota
Demaryius Thomas	7-116, 0 TD	Dec. 8, 2011, vs. New England
Demaryius Thomas	5-204, 1 TD	Jan. 8, 2012, vs. Pittsburgh*
Demaryius Thomas	5-110, 1 TD	Sept. 9, 2012, vs. Pittsburgh
Eric Decker	8-136, 0 TD	Sept. 23, 2012, vs. Houston
Demaryius Thomas	5-103, 0 TD	Sept. 30, 2012, vs. Oakland
Demaryius Thomas	9-180, 0 TD	Oct. 7, 2012, at New England
Demaryius Thomas	7-137, 1 TD	Oct. 28, 2012, vs. New Orleans
Demaryius Thomas	9-135, 0 TD	Nov. 11, 2012, at Carolina
Eric Decker	8-133, 1 TD	Dec. 16, 2012, at Baltimore
Demaryius Thomas	8-174, 0 TD	Dec. 23, 2012, vs. Cleveland
Demaryius Thomas	7-122, 1 TD	Dec. 30, 2012, vs. Kansas City
Demaryius Thomas	5-161, 2 TD	Sept. 5, 2013, vs. Baltimore
Julius Thomas	5-110, 2 TD	Sept. 5, 2013, vs. Baltimore
Eric Decker	8-133, 1 TD	Sept. 23, 2013, vs. Oakland
Julius Thomas	9-122, 2 TD	Oct. 6, 2013, at Dallas
Eric Decker	8-150, 1 TD	Oct. 20, 2013, at Indianapolis
Demaryius Thomas	7-108, 3 TD	Nov. 10, 2013, at San Diego
Demaryius Thomas	5-121, 0 TD	Nov. 17, 2013, vs. Kansas City
Eric Decker	8-174, 4 TD	Dec. 1, 2013, at Kansas City
Demaryius Thomas	8-106, 0 TD	Dec. 1, 2013, at Kansas City
Eric Decker	8-117, 1 TD	Dec. 8, 2013, vs. Tennessee
Eric Decker	10-131, 2 TD	Dec. 22, 2013, at Houston
Demaryius Thomas	8-123, 1 TD	Dec. 22, 2013, at Houston
Demaryius Thomas	6-113, 2 TD	Dec. 29, 2013, at Oakland
Demaryius Thomas	7-134, 1 TD	Jan. 19, 2014, vs. New England*
Demaryius Thomas	13-118, 1 TD	Feb. 2, 2014, vs. Seattle*
Julius Thomas	7-104, 3 TD	Sept. 7, 2014, vs. Indianapolis
Emmanuel Sanders	6-108, 0 TD	Sept. 14, 2014, vs. Kansas City
Emmanuel Sanders	11-149, 0 TD	Sept. 21, 2014, at Seattle
Emmanuel Sanders	7-101, 0 TD	Oct. 5, 2014, vs. Arizona
Demaryius Thomas	8-226, 2 TD	Oct. 5, 2014, vs. Arizona
Demaryius Thomas	10-124, 1 TD	Oct. 12, 2014, at N.Y. Jets
Demaryius Thomas	8-171, 2 TD	Oct. 19, 2014, vs. San Francisco
Emmanuel Sanders	9-120, 3 TD	Oct. 23, 2014, at San Diego
Demaryius Thomas	8-105, 0 TD	Oct. 23, 2014, at San Diego
Emmanuel Sanders	10-111, 0 TD	Nov. 2, 2014, at New England
Demaryius Thomas	7-127, 0 TD	Nov. 2, 2014, at New England
Demaryius Thomas	11-108, 0 TD	Nov. 9, 2014, at Oakland
Demaryius Thomas	7-103, 0 TD	Nov. 16, 2014, at St. Louis
Emmanuel Sanders	5-102, 1 TD	Nov. 16, 2014, at St. Louis
Emmanuel Sanders	9-125, 0 TD	Nov. 23, 2014, vs. Miami
Demaryius Thomas	6-123, 1 TD	Dec. 14, 2014, at San Diego
Demaryius Thomas	7-115, 0 TD	Dec. 22, 2014, at Cincinnati
Demaryius Thomas	8-115, 0 TD	Dec. 28, 2014, at Oakland
Demaryius Thomas	8-116, 1 TD	Sept. 17, 2015, at Kansas City
Emmanuel Sanders	9-111, 0 TD	Oct. 11, 2015, at Oakland
Demaryius Thomas	9-111, 0 TD	Oct. 18, 2015, at Cleveland
Emmanuel Sanders	10-111, 0 TD	Oct. 18, 2015, at Cleveland
Demaryius Thomas	8-168, 0 TD	Nov. 1, 2015, vs. Green Bay
Owen Daniels	6-102, 1 TD	Nov. 8, 2015, at Indianapolis
Emmanuel Sanders	6-113, 0 TD	Nov. 29, 2015, vs. New England
Emmanuel Sanders	10-181, 1 TD	Dec. 20, 2015, at Pittsburgh
Demaryius Thomas	5-117, 1 TD	Jan. 3, 2016, vs. San Diego

(\*Denotes Postseason; \*Denotes Super Bowl)



## OUTSTANDING PERFORMANCES, CONT.

### 100-Yard Receiving Games, cont.

**TOTALS** — Demaryius Thomas 32 (includes three postseason games), Rod Smith 31 (includes one postseason game), Lionel Taylor 24, Ed McCaffrey 18, Shannon Sharpe 18 (includes one postseason game), Steve Watson 16 (includes one postseason game), Emmanuel Sanders 11, Vance Johnson 12 (includes three postseason games), Al Denson 10, Mark Jackson 10 (includes two postseason games), Brandon Marshall 10, Haven Moses 10 (includes one postseason game), Anthony Miller 9, Eric Decker 8, Brandon Lloyd 7, Riley Odoms 6, Eric Crabtree 5, Ashley Lelie 5, Javon Walker 5, Al Frazier 4, Eddie Royal 4, Bob Scarpitto 4, Rick Upchurch 4, Al Carmichael 3, Julius Thomas 3, Hewritt Dixon 2, Jabar Gaffney 2, Mike Haffner 2, Floyd Little 2, Ricky Nattiel 2, Mike Pritchard 2, Derek Russell 2, Tony Scheffler 2, Jerry Simmons 2, Michael Young 2 (includes one postseason game), Bobby Anderson 1, Byron Chamberlain 1, John Embree 1, Wendell Hayes 1, Peyton Hillis 1, Butch Johnson 1, Jimmy Jones 1, Arthur Marshall 1, Bobby Micho 1, Charlie Mitchell 1, Gabe Prebola 1, Clint Sampson 1, Rod Sherman 1, Brandon Stokley 1, Donnie Stone 1, Jerry Tarr 1, Cedric Tillman 1.

#### Most 100-yard games, season

- 10—Demaryius Thomas, 2014
- 8—Rod Smith, 2000
- 7—Lionel Taylor, 1960
- 7—Demaryius Thomas, 2012
- 7—Emmanuel Sanders, 2014
- 6—Demaryius Thomas, 2013
- 6—Brandon Lloyd, 2010
- 6—Rod Smith, 1997
- 5—Eric Decker, 2013
- 5—Rod Smith, 2001
- 5—Ed McCaffrey, 2000
- 5—Anthony Miller, 1994
- 5—Steve Watson, 1983
- 5—Steve Watson, 1981
- 5—Lionel Taylor, 1961

#### Most consecutive 100-yard games

- 7—Demaryius Thomas, 10/5/14-11/16/15
- 3—Emmanuel Sanders, 9/14/14, 9/21/14 and 10/5/14
- 3—Brandon Lloyd, 9/26/10, 10/3/10 and 10/10/10
- 3—Brandon Marshall, 12/30/07, 9/14/08 and 9/21/08
- 3—Rod Smith, 10/15/00, 10/22/00 and 11/5/00
- 3—Anthony Miller, 11/20/94, 11/27/94 and 12/4/94
- 3—Mark Jackson, 11/27/88, 12/4/88 and 12/11/88
- 3—Lionel Taylor, 9/24/61, 10/1/61 and 11/8/61

#### Most 100-yard games by a rookie

- 3—Eddie Royal, 2008

### 300-Yard Passing Games — 129 Total (123 regular season / 6 postseason)

Player	Performance	Opponent
Frank Tripucka	30-52-2, 375 yds., 3 TD	Nov. 6, 1960, vs. Houston
Frank Tripucka	19-41-5, 328 yds., 3 TD	Nov. 27, 1960, vs. Buffalo
Frank Tripucka	28-47-2, 376 yds., 2 TD	Sept. 7, 1962, vs. San Diego
Frank Tripucka	29-56-3, 447 yds., 2 TD	Sept. 15, 1962, at Buffalo
Frank Tripucka	26-40-1, 308 yds., 1 TD	Oct. 21, 1962, vs. Houston
Jacky Lee	11-36-1, 370 yds., 1 TD	Dec. 5, 1965, at Oakland
John McCormick	13-37-3, 328 yds., 3 TD	Dec. 18, 1966, at Buffalo
Marlin Briscoe	12-29-2, 335 yds., 4 TD	Nov. 24, 1968, vs. Buffalo
Steve Tensi	19-26-1, 301 yds., 3 TD	Nov. 23, 1969, at San Diego
Charley Johnson	20-28-0, 361 yds., 2 TD	Oct. 22, 1972, at Oakland
Charley Johnson	24-39-2, 326 yds., 1 TD	Sept. 20, 1973, vs. Chicago
Charley Johnson	28-42-2, 445 yds., 2 TD	Nov. 18, 1974, vs. Kansas City
Charley Johnson	12-20-2, 329 yds., 3 TD	Sept. 21, 1975, vs. Kansas City
Craig Morton	27-39-2, 306 yds., 2 TD	Nov. 16, 1980, vs. N.Y. Jets
Craig Morton	18-30-1, 338 yds., 1 TD	Dec. 14, 1980, vs. Oakland
Craig Morton	17-18-0, 308 yds., 4 TD	Sept. 27, 1981, vs. San Diego
Craig Morton	25-38-1, 342 yds., 2 TD	Oct. 18, 1981, at Kansas City
Steve DeBerg	21-34-2, 305 yds., 2 TD	Nov. 22, 1981, at Cincinnati
Steve DeBerg	23-31-1, 307 yds., 2 TD	Dec. 12, 1982, at L.A. Rams
Steve DeBerg	21-41-0, 350 yds., 1 TD	Oct. 30, 1983, vs. Kansas City
John Elway	23-44-0, 345 yds., 3 TD	Dec. 11, 1983, vs. Baltimore
John Elway	25-40-1, 315 yds., 3 TD	Nov. 4, 1984, vs. New England
John Elway	28-43-1, 353 yds., 4 TD	Sept. 15, 1985, vs. New Orleans
John Elway	22-37-5, 301 yds., 1 TD	Dec. 14, 1985, vs. Kansas City
John Elway	24-42-0, 432 yds., 1 TD	Dec. 20, 1985, at Seattle
John Elway	18-32-1, 321 yds., 1 TD	Oct. 26, 1986, vs. Seattle
John Elway	29-47-2, 336 yds., 0 TD	Nov. 23, 1986, at N.Y. Giants
John Elway	22-37-1, 304 yds., 1 TD	Jan. 25, 1987, vs. N.Y. Giants*
John Elway	22-32-1, 338 yds., 4 TD	Sept. 13, 1987, vs. Seattle
John Elway	21-40-2, 341 yds., 3 TD	Nov. 16, 1987, vs. Chicago
John Elway	21-32-1, 347 yds., 3 TD	Nov. 29, 1987, at San Diego
John Elway	21-42-2, 335 yds., 1 TD	Dec. 13, 1987, at Seattle
John Elway	29-49-3, 324 yds., 2 TD	Dec. 4, 1988, at L.A. Raiders
John Elway	18-35-0, 344 yds., 2 TD	Oct. 22, 1989, at Seattle
John Elway	20-36-0, 385 yds., 3 TD	Jan. 14, 1990, vs. Cleveland*
John Elway	21-30-0, 317 yds., 2 TD	Oct. 21, 1990, at Indianapolis
John Elway	24-36-1, 328 yds., 2 TD	Dec. 9, 1990, at Kansas City
John Elway	24-42-1, 301 yds., 2 TD	Oct. 6, 1991, at Houston
John Elway	23-38-0, 311 yds., 2 TD	Oct. 4, 1992, vs. Kansas City
John Elway	28-45-1, 300 yds., 1 TD	Sept. 20, 1993, at Kansas City
John Elway	33-59-1, 367 yds., 1 TD	Oct. 10, 1993, at Green Bay
John Elway	25-36-0, 361 yds., 3 TD	Jan. 2, 1994, at L.A. Raiders
John Elway	29-47-1, 302 yds., 3 TD	Jan. 9, 1994, at L.A. Raiders*
John Elway	36-46-2, 371 yds., 3 TD	Sept. 4, 1994, vs. San Diego
John Elway	39-41-1, 319 yds., 1 TD	Sept. 11, 1994, at N.Y. Jets
John Elway	30-41-0, 349 yds., 2 TD	Oct. 30, 1994, vs. Cleveland
John Elway	27-42-1, 382 yds., 2 TD	Nov. 20, 1994, vs. Atlanta
John Elway	22-41-1, 317 yds., 0 TD	Sept. 3, 1995, vs. Buffalo
John Elway	30-47-0, 327 yds., 2 TD	Sept. 17, 1995, vs. Washington
John Elway	23-46-0, 324 yds., 2 TD	Oct. 16, 1995, vs. Oakland
John Elway	27-41-2, 332 yds., 2 TD	Nov. 26, 1995, at Houston
John Elway	24-41-1, 320 yds., 2 TD	Dec. 24, 1995, at Oakland
John Elway	23-37-1, 335 yds., 2 TD	Sept. 29, 1996, at Cincinnati
John Elway	32-41-1, 323 yds., 4 TD	Oct. 6, 1996, vs. San Diego
John Elway	25-39-1, 326 yds., 3 TD	Oct. 20, 1996, vs. Baltimore

## OUTSTANDING PERFORMANCES, CONT.

### 300-Yard Passing Games, cont.

Player	Performance	Opponent
John Elway	27-36-1, 334 yds., 2 TD	Nov. 24, 1996, at Minnesota
John Elway	26-46-0, 309 yds., 1 TD	Oct. 19, 1997, at Oakland
John Elway	22-32-1, 400 yds., 2 TD	Dec. 6, 1998, vs. Kansas City
John Elway	26-36-0, 338 yds., 4 TD	Dec. 27, 1998, vs. Seattle
John Elway	18-29-1, 336 yds., 1 TD	Jan. 31, 1999, vs. Atlanta <sup>a</sup>
Brian Griese	19-31-1, 363 yds., 2 TD	Oct. 17, 1999, vs. Green Bay
Brian Griese	25-38-0, 316 yds., 1 TD	Oct. 24, 1999, at New England
Brian Griese	19-29-0, 307 yds., 2 TD	Sept. 4, 2000, at St. Louis
Brian Griese	31-50-1, 361 yds., 1 TD	Oct. 1, 2000, vs. New England
Brian Griese	19-34-0, 336 yds., 3 TD	Oct. 15, 2000, vs. Cleveland
Brian Griese	30-45-1, 365 yds., 2 TD	Oct. 22, 2000, at Cincinnati
Brian Griese	22-35-1, 327 yds., 5 TD	Nov. 5, 2000, at N.Y. Jets
Gus Frerotte	36-58-4, 462 yds., 5 TD	Nov. 19, 2000, vs. San Diego
Brian Griese	19-29-0, 330 yds., 3 TD	Sept. 10, 2001, vs. N.Y. Giants
Brian Griese	35-35-3, 328 yds., 1 TD	Sept. 30, 2002, at Baltimore
Brian Griese	26-35-1, 316 yds., 2 TD	Oct. 6, 2002, vs. San Diego
Brian Griese	27-46-2, 335 yds., 1 TD	Oct. 13, 2002, vs. Miami
Brian Griese	30-50-0, 376 yds., 2 TD	Oct. 20, 2002, at Kansas City
Jake Plummer	31-55-3, 499 yds., 4 TD	Oct. 31, 2004, vs. Atlanta <sup>a</sup>
Jake Plummer	21-26-1, 303 yds., 2 TD	Dec. 25, 2004, at Tennessee
Jake Plummer	22-35-0, 309 yds., 4 TD	Oct. 30, 2005, vs. Philadelphia
Jay Cutler	23-39-1, 304 yds., 1 TD	Sept. 9, 2007, at Buffalo
Jay Cutler	17-31-1, 302 yds., 2 TD	Nov. 25, 2007, at Chicago
Jay Cutler	16-24-0, 300 yds., 2 TD	Sept. 8, 2008, at Oakland
Jay Cutler	36-50-1, 350 yds., 4 TD	Sept. 14, 2008, vs. San Diego
Jay Cutler	29-49-2, 361 yds., 1 TD	Sept. 28, 2008, at Kansas City
Jay Cutler	24-46-3, 307 yds., 2 TD	Nov. 2, 2008, vs. Miami
Jay Cutler	24-42-1, 447 yds., 3 TD	Nov. 6, 2008, at Cleveland
Jay Cutler	27-43-1, 357 yds., 2 TD	Nov. 30, 2008, at N.Y. Jets
Jay Cutler	25-45-1, 359 yds., 0 TD	Dec. 21, 2008, vs. Buffalo
Jay Cutler	33-49-2, 316 yds., 1 TD	Dec. 28, 2008, at San Diego
Kyle Orton	35-48-1, 330 yds., 2 TD	Oct. 11, 2009, vs. New England
Kyle Orton	32-56-3, 431 yds., 1 TD	Jan. 3, 2010, vs. Kansas City
Kyle Orton	25-35-0, 307 yds., 2 TD	Sept. 19, 2010, vs. Seattle
Kyle Orton	37-57-1, 476 yds., 1 TD	Sept. 26, 2010, vs. Indianapolis
Kyle Orton	35-50-1, 341 yds., 2 TD	Oct. 3, 2010, at Tennessee
Kyle Orton	23-38-0, 314 yds., 2 TD	Oct. 10, 2010, at Baltimore
Kyle Orton	28-40-1, 369 yds., 1 TD	Oct. 31, 2010, at San Francisco (London)
Kyle Orton	24-41-0, 347 yds., 3 TD	Nov. 28, 2010, vs. St. Louis
Tim Tebow	16-29-1, 308 yds., 1 TD	Dec. 26, 2010, vs. Houston
Kyle Orton	24-46-1, 304 yds., 1 TD	Sept. 12, 2011, vs. Oakland
Tim Tebow	10-21-0, 316 yds., 0 TD	Jan. 8, 2012, vs. Pittsburgh <sup>*</sup>
Peyton Manning	26-52-0, 330 yds., 2 TD	Sept. 23, 2012, vs. Houston
Peyton Manning	30-38-0, 338 yds., 3 TD	Sept. 30, 2012, vs. Oakland
Peyton Manning	31-44-0, 337 yds., 3 TD	Oct. 7, 2012, at New England
Peyton Manning	24-30-1, 309 yds., 3 TD	Oct. 15, 2012, at San Diego
Peyton Manning	22-30-0, 305 yds., 3 TD	Oct. 28, 2012, vs. New Orleans
Peyton Manning	27-38-0, 301 yds., 1 TD	Nov. 11, 2012, at Carolina
Peyton Manning	26-36-1, 310 yds., 1 TD	Dec. 6, 2012, at Oakland
Peyton Manning	30-43-1, 339 yds., 3 TD	Dec. 23, 2012, vs. Cleveland
Peyton Manning	23-29-0, 304 yds., 3 TD	Dec. 30, 2012, vs. Kansas City
Peyton Manning	27-42-0, 462 yds., 7 TD	Sept. 5, 2013, vs. Baltimore
Peyton Manning	30-43-0, 307 yds., 2 TD	Sept. 15, 2013, at N.Y. Giants
Peyton Manning	32-37-0, 374 yds., 3 TD	Sept. 23, 2013, vs. Oakland
Peyton Manning	28-34-0, 327 yds., 4 TD	Sept. 29, 2013, vs. Philadelphia
Peyton Manning	33-42-1, 414 yds., 4 TD	Oct. 6, 2013, at Dallas
Peyton Manning	29-49-1, 386 yds., 3 TD	Oct. 20, 2013, at Indianapolis
Peyton Manning	30-44-3, 354 yds., 4 TD	Oct. 27, 2013, vs. Washington
Peyton Manning	25-36-0, 330 yds., 4 TD	Nov. 10, 2013, at San Diego
Peyton Manning	24-40-0, 323 yds., 1 TD	Nov. 17, 2013, vs. Kansas City
Peyton Manning	22-35-2, 403 yds., 5 TD	Dec. 1, 2013, at Kansas City
Peyton Manning	39-59-0, 397 yds., 4 TD	Dec. 8, 2013, vs. Tennessee
Peyton Manning	32-51-0, 400 yds., 4 TD	Dec. 22, 2013, at Houston
Peyton Manning	32-43-0, 400 yds., 2 TD	Jan. 19, 2014, vs. New England <sup>*</sup>
Peyton Manning	31-49-1, 303 yds., 1 TD	Sept. 21, 2014, at Seattle
Peyton Manning	31-47-2, 479 yds., 4 TD	Oct. 5, 2014, vs. Arizona
Peyton Manning	22-26-0, 340 yds., 4 TD	Oct. 19, 2014, vs. San Francisco
Peyton Manning	34-57-2, 438 yds., 2 TD	Nov. 2, 2014, at New England
Peyton Manning	31-44-2, 340 yds., 5 TD	Nov. 9, 2014, at Oakland
Peyton Manning	34-57-2, 389 yds., 2 TD	Nov. 16, 2014, at St. Louis
Peyton Manning	28-44-4, 311 yds., 2 TD	Dec. 22, 2014, at Cincinnati
Peyton Manning	31-42-1, 324 yds., 2 TD	Sept. 27, 2015, at Detroit
Peyton Manning	21-29-1, 340 yds., 0 TD	Nov. 1, 2015, vs. Green Bay
Brock Osweiler	35-51-0, 308 yds., 0 TD	Dec. 13, 2015, vs. Oakland

(<sup>a</sup> Denotes Franchise Record; <sup>\*</sup> Denotes Postseason; <sup>^</sup> Denotes Super Bowl)

**TOTALS** — John Elway 40 (includes four postseason games), Peyton Manning 31 (includes one postseason game), Brian Griese 12, Jay Cutler 10, Kyle Orton 9, Frank Tripucka 5, Charley Johnson 4, Craig Morton 4, Steve DeBerg 3, Jake Plummer 3, Tim Tebow 2 (includes one postseason game), Gus Frerotte 1, Jacky Lee 1, John McCormick 1, Marlin Briscoe 1, Steve Tensi 1, Brock Osweiler 1.

#### Most 300-yard games, season

- 12—Peyton Manning, 2013
- 9—Peyton Manning, 2012
- 8—Jay Cutler, 2008
- 7—Peyton Manning, 2014
- 6—Kyle Orton, 2010
- 5—Brian Griese, 2000
- 5—John Elway, 1995

#### Most consecutive 300-yard games

- 7—Peyton Manning, 2012-13
- 5—Peyton Manning, 2012
- 4—Peyton Manning, 2013
- 4—Brian Griese, 2002
- 4—Kyle Orton, 2010
- 3—Brian Griese, 2000
- 3—Peyton Manning, 2014

#### Most 300-yard games by a rookie

- 1—Tim Tebow, 2010
- 1—John Elway, 1983
- 1—Marlin Briscoe, 1968

## BIGGEST COMEBACKS

### Biggest deficits overcome by the Broncos to win a game in the regular season

Rank	Deficit	Date	Opponent	Score at time of Deficit	Final Score
No. 1	24	Oct. 15, 2012	at San Diego	24-0, 0:24 left in third qtr.	35-24
	24	Sept. 23, 1979	vs. Seattle	34-10, 9:28 left in third qtr.	37-34
	24	Oct. 23, 1960	vs. Boston	24-0, 11:59 left in third qtr.	31-24
No. 3	21	Dec. 12, 1982	at L.A. Rams	21-0, 10:24 left in second qtr.	27-24
No. 4	19	Dec. 11, 1983	vs. Baltimore	19-0, 7:50 left in third qtr.	21-19
No. 5	17	Dec. 26, 2010	vs. Houston	17-0, 0:22 left in second qtr.	24-23
	17	Nov. 19, 2000	vs. San Diego	24-7, 1:25 left in second qtr. /	
				27-10, 11:25 left in third qtr.	38-37
	17	Oct. 6, 1996	vs. San Diego	17-0, 2:51 left in second qtr.	28-17
	17	Dec. 20, 1985	at Seattle	17-0, 9:16 left in second qtr.	27-24
	17	Sept. 15, 1962	at Buffalo	20-3, 1:39 left in second qtr.	23-20

### Biggest deficits overcome by the Broncos to win a game in the postseason

Rank	Deficit	Date	Opponent	Score at time of Deficit	Final Score
No. 1	15	Jan. 4, 1992	vs. Houston (AFC Div.)	21-6, 10:55 left in second qtr.	26-24
No. 2	10	Jan. 7, 1990	at Pittsburgh (AFC Div.)	10-0, 13:22 left in second qtr. /	
				17-7, :26 left in second qtr.	24-23
No. 4	10	Jan. 17, 1999	vs. N.Y. Jets (AFC Chmp.)	10-0, 11:56 left in third qtr.	23-10
	7	Jan. 25, 1998	vs. Green Bay (S.B. XXXII)	7-0, 10:58 left in first qtr.	31-24
	7	Jan. 11, 1998	at Pittsburgh (AFC Chmp.)	14-7, 12:42 left in second qtr.	24-21
	7	Jan. 11, 1987	at Cleveland (AFC Chmp.)	7-0, 5:19 left in first qtr. /	
				20-13, 5:43 left in fourth qtr.	23-20 (OT)
No. 7	6	Jan. 8, 2011	vs. Pittsburgh (AFC W.C.)	6-0, :23 left in first qtr.	29-23 (OT)
No. 8	4	Jan. 17, 2015	vs. Pittsburgh (AFC Div.)	10-6, 10:19 left in second qtr. /	
				13-9, 9:32 left in third qtr.	23-16
	4	Jan. 4, 1987	vs. New England (AFC Div.)	7-3, 14:04 left in second qtr. /	
				17-13, 2:50 left in third qtr.	22-17

## BIGGEST LEADS LOST

### Biggest leads lost by the Broncos in losing a game in the regular season

Rank	Lead	Date	Opponent	Score at time of Lead	Final Score
No. 1	24	Nov. 24, 2013	at New England	24-0, 6:10 left in second qtr.	34-31 (OT)
	24	Sept. 26, 1988	vs. L.A. Raiders	24-0, 1:07 left in second qtr.	30-27 (OT)
No. 3	21	Nov. 5, 1978	vs. N.Y. Jets	28-7, 8:19 left in second qtr.	31-28
No. 4	20	Dec. 10, 1995	vs. Seattle	20-0, 5:00 left in second qtr.	31-27
No. 5	18	Sept. 4, 1994	vs. San Diego	24-6, 11:25 left in second qtr.	37-34
No. 6	17	Dec. 20, 2015	at Pittsburgh	27-10, 1:56 left in second qtr.	34-27
	17	Nov. 19, 2006	vs. San Diego	24-7, 9:25 left in third qtr.	35-27
	17	Nov. 14, 1993	vs. Minnesota	20-3, 6:57 left in second qtr.	26-23
	17	Jan. 2, 1994	at L.A. Raiders	27-10, :26 left in second qtr. /	
				30-13, 10:31 left in third qtr.	33-30 (OT)
	17	Sept. 24, 1967	vs. N.Y. Jets	24-7, 9:08 left in second qtr.	38-24
	17	Oct. 28, 1962	vs. Buffalo	24-7, 5:48 left in second qtr.	45-38

### Biggest leads lost by the Broncos in losing a game in the postseason

Rank	Lead	Date	Opponent	Score at time of Lead	Final Score
No. 1	10	Jan. 31, 1988	vs. Washington (S.B. XXII)	10-0, 9:09 left in first qtr.	42-10
No. 2	7	Jan. 12, 2013	vs. Baltimore (AFC Div.)	7-0, 12:14 left in first qtr. /	
				21-14, 7:26 left in second qtr. /	
				28-21, 14:47 left in third qtr. /	
				35-28, 7:11 left in fourth qtr.	38-35 (2OT)
		Dec. 30, 1984	vs. Pittsburgh (AFC Div.)	7-0, 6:30 left in first qtr. /	
				17-10, 7:15 left in third qtr.	24-17
No. 3	4	Dec. 23, 1979	at Houston (AFC W.C.)	7-3, 3:27 left in first qtr.	13-7
No. 4	3	Dec. 30, 1978	at Pittsburgh (AFC Div.)	3-0, 5:50 left in first qtr.	33-10
	3	Jan. 25, 1987	vs. N.Y. Giants (S.B. XXI)	3-0, 10:51 left in first qtr. /	
				10-7, 11:39 left in first qtr.	39-20



## ALL-TIME PLAYER HONORS

### 2015

**Pro Bowl:** Chris Harris Jr., Von Miller, Aqib Talib, DeMarcus Ware. **AII-NFL:** Chris Harris Jr. (2nd team AP), Von Miller (1st team AP, PFWA, The Sporting News), **Super Bowl 50 Most Valuable Player (Pete Rozelle Trophy):** Von Miller. **AII-AFC:** Chris Harris Jr. (PFWA), Von Miller (PFWA). **Darrent Williams Good Guy Award:** Brandon Marshall. **Jack Horrigan Award:** John Elway (PFWA). **Executive of the Year:** John Elway (ESPN.com). **Assistant Coach of the Year:** Wade Phillips (PFWA, MMQB.com, ESPN.com). **Paul "Dr. Z" Zimmerman Award:** Wade Phillips (PFWA).

### 2014

**Pro Bowl:** C.J. Anderson, Ryan Clady, Chris Harris Jr., Peyton Manning, Von Miller, Emmanuel Sanders, Aqib Talib, Demaryius Thomas, Julius Thomas, T.J. Ward, DeMarcus Ware. **AII-NFL:** Chris Harris Jr. (2nd team AP), Von Miller (1st team PFWA, The Sporting News, 2nd team AP), Demaryius Thomas (2nd team AP). **AII-AFC:** Chris Harris Jr. (PFWA), Von Miller (PFWA), Demaryius Thomas (PFWA). **Darrent Williams Good Guy Award:** Terrance Knighton.

### 2013

**Pro Bowl:** Peyton Manning, Matt Prater, Demaryius Thomas, Julius Thomas, Louis Vasquez. **AII-NFL:** Peyton Manning (1st team AP, PFWA, The Sporting News), Matt Prater (2nd team AP), Demaryius Thomas (2nd team AP), Louis Vasquez (first team AP, PFWA). **NFL Most Valuable Player:** Peyton Manning (AP). **NFL Offensive Player of the Year:** Peyton Manning (*The Sporting News*). **AFC Offensive Player of the Year:** Peyton Manning (Kansas City 101 Club). **FedEx Air Player of the Year:** Peyton Manning. **2013 Sports Illustrated Sportsman of the Year:** Peyton Manning. **Colorado Sports Hall of Fame Male Athlete of the Year:** Peyton Manning. **Darrent Williams Good Guy Award:** Chris Harris Jr.

### 2012

**Pro Bowl:** Champ Bailey, Zane Beadles, Ryan Clady, Elvis Dumervil, Peyton Manning, Von Miller, Demaryius Thomas. **AII-NFL:** Champ Bailey (2nd team AP), Ryan Clady (1st team AP, Pro Football Weekly/PFWA, The Sporting News), Peyton Manning (1st team AP, Pro Football Weekly/PFWA, Sports Illustrated), Von Miller (1st team AP, Pro Football Weekly/PFWA, The Sporting News, Sports Illustrated). **Comeback Player of the Year:** Peyton Manning (AP, Sports Illustrated). **AFC Offensive Player of the Year:** Peyton Manning (Kansas City 101 Club). **FedEx Air Player of the Year:** Peyton Manning. **Colorado Sports Hall of Fame Pro Athlete of the Year:** Peyton Manning. **Darrent Williams Good Guy Award:** Wesley Woodyard.

### 2011

**Pro Bowl:** Champ Bailey, Ryan Clady, Brian Dawkins, Elvis Dumervil, Willis McGahee, Von Miller. **AII-NFL:** Chris Kuper (1st team Dallas Morning News), Von Miller (1st team Dallas Morning News, 2nd team AP). **AII-AFC:** Elvis Dumervil (Pro Football Weekly/PFWA), Von Miller (Pro Football Weekly/PFWA). **NFL Defensive Rookie of the Year:** Von Miller (AP, Sports Illustrated, Dallas Morning News, Football Outsiders). **AII-Rookie:** Orlando Franklin (Football Outsiders), Chris Harris (Pro Football Weekly/PFWA, Football Outsiders), Von Miller (Pro Football Weekly/PFWA, Football Outsiders). **Colorado Sports Hall of Fame Pro Athlete of the Year:** Tim Tebow. **GMC Never Say Never Moment of the Year Award:** Tim Tebow. **Darrent Williams Good Guy Award:** Champ Bailey. **PFWA Good Guy Award (National Chapter):** Tim Tebow.

### 2010

**Pro Bowl:** Champ Bailey, Brandon Lloyd. **AII-NFL:** Brandon Lloyd (2nd team AP). **Darrent Williams Good Guy Award:** Mario Haggan.

### 2009

**Pro Bowl:** Champ Bailey, Ryan Clady, Brian Dawkins, Elvis Dumervil, Brandon Marshall. **AII-NFL:** Ryan Clady (1st team AP, Pro Football Weekly/PFWA, The Sporting News, ESPN.com), Brian Dawkins (2nd team AP, The Sporting News), Elvis Dumervil (1st team AP, Pro Football Weekly/PFWA, The Sporting News, ESPN.com). **AII-Rookie:** Knowshon Moreno (Pro Football Weekly/PFWA, The Sporting News). **NFL Alumni Pass Rusher of the Year:** Elvis Dumervil. **Darrent Williams Good Guy Award:** Elvis Dumervil. **Tourism Industry Hall of Fame (Denver):** Pat Bowlen (Class of 2009).

### 2008

**Pro Bowl:** Jay Cutler, Brandon Marshall, Casey Wiegmann. **AII-NFL:** Ryan Clady (2nd team AP), Ryan Harris (Sports Illustrated). **AII-AFC:** Ryan Clady (Pro Football Weekly/PFWA). **AII-Rookie:** Ryan Clady (Pro Football Weekly/PFWA, The Sporting News), Brett Kern (Pro Football Weekly/PFWA, The Sporting News), Eddie Royal (Pro Football Weekly/PFWA, The Sporting News). **Darrent Williams Good Guy Award:** Ebenezer Ekuban. **Colorado Sports Hall of Fame Inductee:** Rod Smith (Class of 2009).

### 2007

**Pro Bowl:** Champ Bailey, John Lynch. **AII-NFL:** Champ Bailey (2nd team AP). **Darrent Williams Good Guy Award:** John Lynch.

### 2006

**Pro Bowl:** Champ Bailey, John Lynch, Al Wilson (Wilson did not play in game due to injury). **AII-NFL:** Champ Bailey (1st team AP, Pro Football Weekly/PFWA, The Sporting News, Sports Illustrated), Tom Nalen (Sports Illustrated), Al Wilson (2nd team AP). **AII-AFC:** Champ Bailey (Pro Football Weekly/PFWA). **Colorado Sports Hall of Fame Pro Athlete of the Year:** Champ Bailey. **Colorado Sports Hall of Fame Inductee:** Pat Bowlen (Class of 2007).

### 2005

**Pro Bowl:** Champ Bailey, John Lynch, Rod Smith, Al Wilson. **AII-NFL:** Champ Bailey (1st team AP, Pro Football Weekly/PFWA, The Sporting News, USA Today), Matt Lepsis (Sports Illustrated), Tom Nalen (Sports Illustrated), Al Wilson (1st team AP, The Sporting News). **AII-AFC:** Champ Bailey (Pro Football Weekly/PFWA), Al Wilson (Pro Football Weekly/PFWA). **AII-Rookie:** Darrent Williams (Pro Football Weekly/PFWA, NFL.com). **Colorado Sports Hall of Fame Pro Athlete of the Year:** Champ Bailey.

### 2004

**Pro Bowl:** Champ Bailey, John Lynch. **AII-NFL:** Champ Bailey (1st team AP, The Sporting News, Pro Football Weekly), John Lynch (2nd team College & Pro Football Newsweekly). **AII-AFC:** Champ Bailey (Pro Football Weekly).

### 2003

**Pro Bowl:** Tom Nalen, Clinton Portis, Al Wilson. **AII-NFL:** Tom Nalen (1st team AP, Pro Football Weekly). **AII-AFC:** Tom Nalen (Pro Football Weekly). **NFL Alumni Offensive Lineman of the Year:** Tom Nalen.

### 2002

**Pro Bowl:** Trevor Pryce, Al Wilson (Wilson did not play in game due to injury). **AII-NFL:** Al Wilson (2nd team Football Digest). **NFL Offensive Rookie of the Year:** Clinton Portis (AP, Pro Football Weekly, Football Digest). **NFL Rookie of the Year:** Clinton Portis (Sports Illustrated/Dr. Z). **AII-Rookie:** Clinton Portis (Pro Football Weekly).

### 2001

**Pro Bowl:** Duwayne Carswell, Jason Elam, Ian Gold, Deltha O'Neal, Trevor Pryce, Rod Smith, Al Wilson (Pryce and Smith did not play in game due to injury). **AII-NFL:** Jason Elam (2nd team AP, College & Pro Football Newsweekly and Football News), Trevor Pryce (2nd team AP and College & Pro Football Newsweekly), Rod Smith (1st team Football Digest, 2nd team AP), Deltha O'Neal (2nd team College & Pro Football Newsweekly). **AII-AFC:** Jason Elam (Pro Football Weekly, Football News), Ian Gold (Pro Football Weekly), Deltha O'Neal (Pro Football Weekly), Trevor Pryce (Football News), Rod Smith (Pro Football Weekly). **NFL Alumni Special Teams Player of the Year:** Jason Elam.

### 2000

**Pro Bowl:** Brian Griese, Tom Nalen, Trevor Pryce, Rod Smith (Griese and Nalen did not play in game due to injury). **AII-NFL:** Howard Griffith (2nd team College & Pro Football Newsweekly and Football Digest), Ed McCaffrey (Sports Illustrated), Tom Nalen (AP, USA Today, Sports Illustrated, The Sporting News, Football Digest; 2nd team College & Pro Football Newsweekly), Trevor Pryce (2nd team College & Pro Football



Newsweekly), Rod Smith (USA Today, College & Pro Football Newsweekly, Football Digest; 2nd team AP). **AII-AFC:** Tom Nalen (Pro Football Weekly, Football News), Trevor Pryce (Pro Football Weekly, Football News), Rod Smith (Pro Football Weekly, Football News). **NFL Offensive Rookie of the Year:** Mike Anderson (AP, Pro Football Weekly, Football Digest). **NFL Rookie of the Year:** Mike Anderson (USA Today). **AII-Rookie:** Mike Anderson (Pro Football Weekly, Football News, Football Digest), Deltha O'Neal (punt returner—Football News).

1999

**Pro Bowl:** Tom Nalen, Trevor Pryce, Detron Smith (Nalen did not play in game due to injury). **AII-NFL:** Trevor Pryce (AP, Sports Illustrated, College & Pro Football Newsweekly, 2nd team Football Digest), Tom Nalen (The Sporting News, Football Digest, 2nd team AP). **AII-AFC:** Trevor Pryce (Pro Football Weekly), Detron Smith (special teams; Pro Football Weekly). **AII-Rookie:** Olandis Gary (Pro Football Weekly, College & Pro Football Newsweekly, Football News, Football Digest), Chris Watson (kick returner; College & Pro Football Newsweekly).

1998

**Pro Bowl:** Steve Atwater, Terrell Davis, Jason Elam, John Elway, Tony Jones, Ed McCaffrey, Tom Nalen, Bill Romanowski, Mark Schlereth, Shannon Sharpe (Davis and Sharpe did not play in game due to injury). **AII-NFL:** Terrell Davis (AP, Sports Illustrated, The Sporting News, USA Today, Pro Football Weekly, College & Pro Football Newsweekly, Football Digest), Jason Elam (2nd team AP, College & Pro Football Newsweekly, Football Digest), Howard Griffith (2nd team Football Digest), Ed McCaffrey (2nd team AP), Tom Nalen (USA Today), Mark Schlereth (2nd team College & Pro Football Newsweekly), Shannon Sharpe (AP, The Sporting News, USA Today, Pro Football Weekly, College & Pro Football Newsweekly, Football Digest), Rod Smith (2nd team College & Pro Football Newsweekly). **AII-AFC:** Terrell Davis (Pro Football Weekly, Football News), Jason Elam (Pro Football Weekly, Football News), Vaughn Hebronn (kick returner—Pro Football Weekly), Ed McCaffrey (Football News), Shannon Sharpe (Pro Football Weekly, Football News). **AII-Rookie:** Eric Brown (Football News, Football Digest, College & Pro Football Newsweekly). **Super Bowl XXXIII Most Valuable Player (Pete Rozelle Trophy):** John Elway. **NFL Most Valuable Player:** Terrell Davis (AP, Pro Football Weekly, Pro Football Writers of America). **NFL Player of the Year:** Terrell Davis (The Sporting News, Football Digest, NFL Films). **NFL Offensive Player of the Year:** Terrell Davis (AP, College & Pro Football Newsweekly). **AFC Player of the Year:** Terrell Davis (Football News). **AFC Offensive Player of the Year:** Terrell Davis (Kansas City 101 Club). **San Diego Hall of Champions Professional Star of the Year:** Terrell Davis. **Colorado Sports Hall of Fame Inductee:** John Elway (Class of 1999). **Colorado Sports Hall of Fame Professional Athlete of the Year:** Terrell Davis. **ESPY Award for Pro Football Performer of the Year:** Terrell Davis.

1997

**Pro Bowl:** Terrell Davis, John Elway, Tom Nalen, Shannon Sharpe, Neil Smith (Elway did not play in game due to injury). **AII-NFL:** Terrell Davis (AP, Sports Illustrated, The Sporting News, USA Today, Pro Football Weekly, College & Pro Football Newsweekly, Football News, Football Digest), John Elway (College & Pro Football Newsweekly 2nd team), Darrien Gordon (1st team punt returner—Sports Illustrated, The Sporting News, USA Today, Pro Football Weekly; 2nd team punt returner—Football Digest, College & Pro Football Newsweekly), John Mobley (1st team AP, The Sporting News, Pro Football Weekly, Football Digest; 2nd team College & Pro Football Newsweekly), Tom Nalen (2nd team College & Pro Football Newsweekly), Mark Schlereth (Sports Illustrated), Shannon Sharpe (AP, The Sporting News, USA Today, Pro Football Weekly, College & Pro Football Newsweekly 1st team; Football Digest 2nd team). **AII-AFC:** John Elway (Pro Football Weekly, Football News), Darrien Gordon (punt returner—Pro Football Weekly, Football News), John Mobley (Pro Football Weekly), Shannon Sharpe (Pro Football Weekly). **Super Bowl XXVII Most Valuable Player (Pete Rozelle Trophy):** Terrell Davis. **AFC Player of the Year:** Terrell Davis (Football News, Touchdown Club of Columbus). **AFC Offensive Player of the Year:** Terrell Davis (Kansas City 101 Club). **San Diego Hall of Champions Professional Star of the Year:** Terrell Davis. **Colorado Sports Hall of Fame King of the Hill Award:** Terrell Davis. **ESPY Award for Best Performance Under Pressure:** Terrell Davis.

1996

**Pro Bowl:** Steve Atwater, Tyrone Braxton, Terrell Davis, John Elway, Michael Dean Perry, Bill Romanowski, Shannon Sharpe, Alfred Williams, Gary Zimmerman (Atwater, Elway and Zimmerman did not play in game due to injury). **AII-NFL:** Steve Atwater (AP 2nd team), Terrell Davis (AP, Sports Illustrated, The Sporting News, USA Today, Pro Football Weekly, Football News, College & Pro Football Newsweekly), John Elway (AP 2nd team, College & Pro Football Newsweekly 2nd team, Football Digest 2nd team), Bill Romanowski (College & Pro Football Newsweekly 2nd team), Shannon Sharpe (AP, Sports Illustrated, The Sporting News, Pro Football Weekly, Football Digest, College & Pro Football Newsweekly), Alfred Williams (AP, The Sporting News, Pro Football Weekly, Football Digest, College & Pro Football Newsweekly 2nd team), Gary Zimmerman (AP, Sports Illustrated, The Sporting News, Pro Football Weekly, Football Digest, College & Pro Football Newsweekly). **AII-AFC:** Steve Atwater (UPI, Pro Football Weekly), Tyrone Braxton (Football News, UPI 2nd team), Terrell Davis (UPI, Football News), John Elway (UPI, Pro Football Weekly, Football News), Michael Dean Perry (UPI 2nd team), Bill Romanowski (UPI 2nd team), Shannon Sharpe (UPI, Football News), Alfred Williams (UPI, Football News), Gary Zimmerman (UPI, Football News). **NFL All-Rookie Team:** John Mobley (Pro Football Weekly, Football News, College & Pro Football Newsweekly). **NFL Most Valuable Player:** Terrell Davis (Sports Illustrated). **NFL Offensive Player of the Year:** Terrell Davis (AP). **AFC Player of the Year:** John Elway (Football News, Touchdown Club of Columbus). **AFC Most Valuable Player:** John Elway (NFLPA). **AFC Offensive Player of the Year:** Terrell Davis (UPI), John Elway (Kansas City 101 Club). **NFL Coach of the Year:** Mike Shanahan (Touchdown Club of Columbus). **AFC Coach of the Year:** Mike Shanahan (Kansas City 101 Club).

1995

**Pro Bowl:** Steve Atwater, Jason Elam, Glyn Milburn, Anthony Miller, Shannon Sharpe, Gary Zimmerman (Zimmerman did not play in game due to injury). **AII-NFL:** Steve Atwater (College & Pro Football Newsweekly 2nd team), Jason Elam (AP 2nd team, College & Pro Football Newsweekly 2nd team, Football Digest 2nd team), Glyn Milburn (AP 2nd team, Sporting News 1st team, College & Pro Football Newsweekly 2nd team, Football Digest 1st team), Shannon Sharpe (AP 2nd team), Gary Zimmerman (AP 2nd team, Football Digest 1st team). **AII-AFC:** Steve Atwater (UPI 1st team), Terrell Davis (UPI 2nd team), Jason Elam (UPI 1st team), Glyn Milburn (Football News 1st team), Michael Dean Perry (UPI 2nd team), Shannon Sharpe (UPI 2nd team), Gary Zimmerman (Football News 1st team, UPI 1st team). **NFL All-Rookie Team:** Terrell Davis (College & Pro Football Newsweekly, Football News, Pro Football Weekly). **NFL Rookie of the Year:** Terrell Davis (Football Digest). **Earl Hartman Awards (Broncos Most Valuable Players):** Terrell Davis (offense), Steve Atwater (defense), Glyn Milburn (special teams). **Bob Peck Award (Most Inspirational Player):** Michael Dean Perry. **Bob Martin Award (For cooperation with local media):** Lionel Washington.

1994

**Pro Bowl:** Steve Atwater, John Elway, Shannon Sharpe, Gary Zimmerman (Sharpe did not play in game). **AII-NFL:** Shannon Sharpe (College & Pro Football Newsweekly 2nd team, Football Digest 2nd team). **AII-AFC:** Tom Rouen (UPI 2nd team), Shannon Sharpe (UPI 2nd team), Gary Zimmerman (UPI 2nd team). **Earl Hartman Awards (Broncos Most Valuable Players):** John Elway (offense), Steve Atwater (defense), Ray Jacobs (special teams). **Bob Peck Award (Most Inspirational Player):** Shannon Sharpe. **Bob Martin Award (For cooperation with local media):** Shannon Sharpe.

1993

**Pro Bowl:** Steve Atwater, John Elway, Karl Mecklenburg, Shannon Sharpe, Dennis Smith. **AII-NFL:** John Elway (AP 2nd team, College & Pro Football Newsweekly 2nd team, Football Digest 2nd team), Simon Fletcher (Football Digest 2nd team), Shannon Sharpe (AP, Pro Football Weekly/Pro Football Writers of America, The Sporting News, Sports Illustrated, College & Pro Football Newsweekly, Football Digest), Dennis Smith (College & Pro Football Newsweekly 2nd team), Gary Zimmerman (AP 2nd team, College & Pro Football Newsweekly 2nd team). **AII-AFC:** Steve Atwater (UPI, Football News), John Elway (UPI, Football News), Shannon Sharpe (UPI, Football News). **NFL All-Rookie:** Jason Elam (Pro Football Weekly/Pro Football Writers of America, Football News, College & Pro Football Newsweekly, Football Digest). **AFC Most Valuable Player:** John Elway (NFL Players Association). **AFC Player of the Year:** John Elway (Football News). **AFC Offensive Player of the Year:** John Elway (UPI, Kansas City 101 Club). **Rookie Coach of the Year:** Wade Phillips (College & Pro Football Newsweekly). **Earl Hartman Awards (Broncos Most Valuable Players):** John Elway (offense), Simon Fletcher (offense), Reggie Rivers (special teams). **Bob Peck Award (Most Inspirational Player):** Dennis Smith. **Bob Martin Award (For cooperation with local media):** Tyrone Braxton.

1992

**Pro Bowl:** Steve Atwater, Michael Brooks, Shannon Sharpe. **AII-NFL:** Steve Atwater (AP, Pro Football Weekly/Pro Football Writers of America, The Sporting News, Football Digest, NEA), Michael Brooks (Sports Illustrated, College & Pro Football Newsweekly 2nd team), Greg Kragen (AP 2nd team, College and Pro Football Newsweekly 2nd team). **AII-AFC:** Steve Atwater



(Football News). **NFL All-Rookie:** Russell Freeman (Football News, College and Pro Football Newsweekly), Arthur Marshall (Pro Football Weekly/Pro Football Writers of America, Football News, College and Pro Football Newsweekly). **Colorado Sports Hall of Fame Pro Athlete of the Year:** Michael Brooks. **Earl Hartman Awards (Broncos Most Valuable Players):** John Elway (offense), Simon Fletcher (defense), Keith Taylor (special teams). **Bob Peck Award (Most Inspirational Player):** Dennis Smith. **Bob Martin Award (For cooperation with local media):** Reggie Rivers.

1991

**Pro Bowl:** Steve Atwater, John Elway, Gaston Green, Karl Mecklenburg, Dennis Smith. **AII-NFL:** Steve Atwater (AP, Pro Football Weekly, College and Pro Football Newsweekly 2nd-team), Greg Kragen (Sports Illustrated), **AII-AFC:** Steve Atwater (Football News, Pro Football Weekly). **AFC Coach of the Year:** Dan Reeves (Football News, Kansas City 101 Club). **NFL Rookie of the Year:** Mike Croel (Bert Bell Award-World Almanac, Pro Football Weekly, Washington Touchdown Club, Pro-Set). **NFL Defensive Rookie of the Year:** Mike Croel (AP, College and Pro Football Newsweekly), **NFL All-Rookie:** Mike Croel (Football News, Pro Football Weekly, College and Pro Football Newsweekly, Football Illustrated),  **Reggie Johnson** (Pro: Mike Croel (Digest), The Football Book, Football Newsweekly, Football Illustrated). **Ed Smith Award (Most Valuable Player):** John Elway (offensive), Dennis Smith (defense), Alton Montgomery (special teams). **Bob Beck Memorial Award (Most Inspirational Player):** Kenny Walker. **Bob Martin Award (For cooperation with local media):** Greg Kragen.

1990

**Pro Bowl:** Steve Atwater, Bobby Humphrey, Dennis Smith. **AII-NFL:** Steve Atwater (College and Pro Football Newsweekly-second team), Mike Moran (College and Pro Football Newsweekly-second team). **AII-AFC:** Steve Atwater (UPI, Football News), Mike Moran (UPI-second team, Football News). **Earl Hartman Award (Broncos Most Valuable Players):** Bobby Humphrey (offense), Steve Atwater (defense), Kevin Clark (special teams). **Bob Peck Memorial Award (Most Inspirational Player):** Keith Kartz. **Bob Martin Award (for cooperation with media):** Mark Jackson.

1989

**Pro Bowl:** John Elway, Greg Kragen, Karl Mecklenburg, Dennis Smith, David Treadwell. **All-NFL:** Mike Horan (College and Pro Football Newsweekly, 2nd team), Karl Mecklenburg (AP, Pro Football Weekly, Sports Illustrated, 1980 World Almanac, Football Digest), Dennis Smith (AP 2nd team). **All-AFC:** Greg Kragen (Pro Football Weekly), Karl Mecklenburg (UPI, Pro Football Weekly), Dennis Smith (Pro Football Weekly, UPI 2nd team), David Treadwell (UPI, Pro Football Weekly, Football News). **NFL Rookie of the Year:** Bobby Humphrey (Touchdown Club of Washington, D.C.). **NFL Offensive Rookie of the Year:** Bobby Humphrey (NFL Players Association). **NFL Defensive Rookie of the Year:** Steve Atwater (Football Digest). **AFC Offensive Rookie of the Year:** Bobby Humphrey (Mackay Award). **NFL All-Rookie:** Steve Atwater (UPI, Pro Football Weekly, PFWA, College and Pro Football Newsweekly, Football Digest), Bobby Humphrey (UPI, Pro Football Weekly, PFWA, College and Pro Football Newsweekly), David Treadwell (Football Digest), Doug Widell (College and Pro Football Newsweekly, Football Digest). **Colorado Sports Hall of Fame Pro Athlete of the Year:** Bobby Humphrey. **Earl Hartman Award Winners (Broncos Most Valuable Players):** Bobby Humphrey (offense), Dennis Smith (defense), David Treadwell (special teams). **Bob Peck Memorial Award (Most Inspirational Player):** Marc Munford.

1988

**Pro Bowl:** Mike Horan. **AII-NFL:** Mike Horan (AP, PFWA, The Sporting News, College and Pro Football Newsweekly, Sports Illustrated, World Almanac 2nd team). **AII-AFC:** Mike Horan (UPI, Football News). **NFL AII-Rookie:** Gerald Perry (UPI, Football Digest). **Earl Hartman Award Winners (Broncos Most Valuable Players):** John Elway and Sammy Winder (offense), Simon Fletcher (defense), Ken Bell (special teams). **Bob Peck Memorial Award (Most Inspirational Player):** Keith Bishop and Billy Bryan.

1987

**Pro Bowl:** Keith Bishop, John Elway, Karl Mecklenburg. **All-NFL:** Keith Bishop (Sports Illustrated, NEA-second team), John Elway (The Sporting News, NEA--second team), Karl Mecklenburg (NEA--AP-second team). **All-AFC:** Keith Bishop (UPI-second team), John Elway (UPI, Pro Football Weekly), Football News), Rulon Jones (UPI-second team), Karl Mecklenburg (UPI, Pro Football Weekly, Football News). **NFL Most Valuable Player:** John Elway (AP). **AFC Most Valuable Player:** John Elway (NFLPA). **AFC Player of the Year:** John Elway (Football News). **AFC Offensive Player of the Year:** John Elway (UPI, Kansas City 101 Club). **NFL All Rookie:** Ricky Nattiel (UPI, College and Pro Football Newsweekly, Football Digest, PFWA, Pro Football Weekly). **Earl Hartman Award Winners (Broncos Most Valuable Players):** John Elway (offense), Karl Mecklenburg (defense), Ken Bell (special teams). **Boeck Memorial Award (Most inspirational Player):** Keith Bishop.

1984

**Pro Bowl:** Keith Bishop, John Elway, Rulon Jones, Karl Mecklenburg, Dennis Smith, Sammy Winder. **All-NFL:** John Elway (AP-honorable mention), Keith Bishop (AP-honorable mention), Mike Harden (AP-honorable mention), Rulon Jones (AP-honorable mention). **AFC Defensive Player of the Year:** Rulon Jones (UPI-second team), Dennis Smith (UPI-second team), John Elway (UPI-second team), Rulon Jones (UPI, Pro Football Weekly, Football News, Football Digest, NEA-second team, Karl Mecklenburg (AP, Pro Football Weekly, Sports Illustrated, PFWA, The Sporting News, Football News, Football Digest, NEA-second team, Dennis Smith (AP-honorable mention, Football News second team, NEA). **All-AFC:** Keith Bishop (UPI-second team, Football News), John Elway (UPI-second team), Rulon Jones (UPI, Pro Football Weekly, Football News), Karl Mecklenburg (UPI, Pro Football Weekly, Football News). Dennis Smith (Pro Football Weekly), Gerald Willhite (UPI-second team). **AFC Defensive Player of the Year:** Rulon Jones (UPI). **AFC Player of the Year:** Karl Mecklenburg (Football News). **Colorado Sports Hall of Fame King of the Hill Award:** John Elway. **Seattle Gold Helmet Award (Professional Football Player of the Year):** John Elway. **Eat Hartman Award Winners (Broncos Most Valuable Players):** John Elway (offense), Mike Harden (defense), Darren Comeaux (special teams). **Bob Peck Memorial Award (Most Inspirational Player):** Tom Jackson.

1985

**Pro Bowl:** Rulon Jones, Karl Mecklenburg, Dennis Smith, Louis Wright. **All-NFL:** John Elway (AP-honorable mention), Rulon Jones (AP-2nd team, The Sporting News, Sports Illustrated), Karl Mecklenburg (AP, Sports Illustrated, PFWA, The Football News, NEA), Dennis Smith (AP-honorable mention), Louis Wright (AP honorable mention). **All-AFC:** Rulon Jones (UPI), Karl Mecklenburg (UPI), Dennis Smith (UPI-2nd team), Louis Wright (UPI). **Earl Hartman Award Winners (Broncos Most Valuable Players):** John Elway (offense), Rulon Jones (defense), Daniel Hunter (special teams). **Bob Peck Memorial Award (Most Inspirational Player):** Tom Jackson.

1984

**Pro Bowl:** Sammy Winder, **AII-NFL:** Tom Jackson (CPWF-2nd team), Dennis Smith (Pro Football Weekly; CPWF-2nd team), Louis Wright (The Sporting News; Sports Illustrated, Pro Football Weekly; NEA-2nd team; CPWF-2nd team), **AII-AFC:** Tom Jackson (Pro Football Weekly, UPI-2nd team), Dennis Smith (Pro Football Weekly, UPI-2nd team), Sammy Winder (UPI-2nd team), Louis Wright (Pro Football Weekly, UPI-2nd team), **AII-Rookie:** Winford Hood (UPI), Clarence Kay (PFWA, Pro Football Weekly), **Colorado Sports Hall of Fame Pro Athlete of the Year:** Tom Jackson, **Earl Hartman Award Winners (Broncos Most Valuable Players):** Steve Watson (offense), Louis Wright (defense), Ken Woodard (special teams), **Bob Peck Memorial Award (Most Inspirational Player):** Tom Jackson, **NFL Coach of the Year:** Dan Reeves (NFL-Sports Illustrated, Pro Football Weekly, College and Pro Football Newsweekly, AFC-Kansas City 101 Club, Football News),

1983

**Pro Bowl:** Randy Gradishar, Louis Wright (DNP). **AII-NFL:** Randy Gradishar (AP-2nd team), Louis Wright (NEA, CPFN-2nd team). **AII-AFC:** Randy Gradishar (UPI-2nd team). **Earl Hartman Award Winners (Broncos Most Valuable Players):** Steve Watson (offense), Randy Gradishar (defense), Ken Woodard (special teams). **Bob Peck Memorial Award (Most Inspirational Player):** Tom Jackson.

1982

**Pro Bowl:** Randy Gradishar, Luke Prestridge, Rick Upchurch. **All-NFL:** Randy Gradishar (Football Digest), Luke Prestridge (AP, Football Digest), Rick Upchurch (AP, Football Digest). **All-AFC:** Randy Gradishar (UPI), Luke Prestridge (UPI). **Earl Hartman Award Winners (Broncos Most Valuable Players):** Billy Bryan (offense), Louis Wright (defense), Rick Upchurch and Rob Lytle (special teams). **Bob Peck Memorial Award (Most Inspirational Player):** Tom Jackson.

1980

1979

1978

1977

1976

1975

1974

1973

1972

1971

1970

1969

1968

1967

1966

1965

1964

1963

1962

1961

1960

## BRONCOS IN THE PRO BOWL (1970-2015)

(Please see year-by-year Broncos Pro Bowlers and AFL All-Star Game participants beginning on page 363) **Current players in bold**

PLAYER	PRO BOWLS AS A BRONCO	SEASON(S) SELECTED	PLAYER	PRO BOWLS AS A BRONCO	SEASON(S) SELECTED
Lyle Alzado	2	1977-78	Glyn Milburn	1	1995
<b>C.J. Anderson</b>	<b>1</b>	<b>2014</b>	Anthony Miller	1	1995
Otis Armstrong	2	1974, '76	<b>Von Miller</b>	<b>4</b>	<b>2011-12, '14-15</b>
Steve Atwater	8	1990-96, '98	Haven Moses	1	1973
Champ Bailey	8	2004-07, '09-12	Tom Nalen	5	1997-2000, '03
Zane Beadles	1	2012	Riley Odoms	4	1973-75, '78
Keith Bishop	2	1986-87	Deltha O'Neal	1	2001
Tyrone Braxton	1	1996	Michael Dean Perry	1	1996
Michael Brooks	1	1992	Clinton Portis	1	2003
Dwayne Carswell	1	2001	Matt Prater	1	2013
Ryan Clady	4	2009, '11-12, '14	Luke Prestridge	1	1982
Jay Cutler	1	2008	Trevor Pryce	4	1999-2002
Terrell Davis	3	1996-98	Bill Romanowski	2	1996, '98
Brian Dawkins	2	2009, '11	<b>Emmanuel Sanders</b>	<b>1</b>	<b>2014</b>
Elvis Dumervil	3	2009, '11-12	Mark Schlereth	1	1998
Jason Elam	3	1995, '98, 2001	Shannon Sharpe	7	1992-98
John Elway	9	1986, '87, '89, '91, 1993-94, '96-98	Dennis Smith	6	1985-86, '89-91, '93
Ian Gold	1	2001	Detron Smith	1	1999
Randy Gradishar	7	1975, '77-79, 1981-83	Rod Smith	3	2000-01, '05
Gaston Green	1	1991	Neil Smith	1	1997
Brian Griese	1	2000	Paul Smith	2	1972-73
<b>Chris Harris Jr.</b>	<b>2</b>	<b>2014-15</b>	Bob Swenson	1	1981
Mike Horan	1	1988	<b>Aqib Talib</b>	<b>2</b>	<b>2014-15</b>
Bobby Humphrey	1	1990	<b>Demaryius Thomas</b>	<b>3</b>	<b>2012-14</b>
Rich Jackson	2	1970-71	Julius Thomas	2	2013-14
Tom Jackson	3	1977-79	Billy Thompson	3	1977-78, '81
Tony Jones	1	1998	David Treadwell	1	1989
Rulon Jones	2	1985-86	Rick Upchurch	4	1976, '78-79, '82
Greg Kragen	1	1989	Louis Vasquez	1	2013
Floyd Little	3	1970-71, '73	<b>T.J. Ward</b>	<b>1</b>	<b>2014</b>
Brandon Lloyd	1	2010	<b>DeMarcus Ware</b>	<b>2</b>	<b>2014-15</b>
John Lynch	4	2004-07	Steve Watson	1	1981
Peyton Manning	3	2012-14	Casey Wiegmann	1	2008
Brandon Marshall	2	2008-09	Alfred Williams	1	1996
Ed McCaffrey	1	1998	Al Wilson	5	2001-03, '05-06
Willis McGahee	1	2011	Sammy Winder	2	1984, '86
Karl Mecklenburg	6	1985-87, '89, '91, '93	Louis Wright	5	1977-79, '83, '85
			Gary Zimmerman	3	1994-96

## BRONCOS IN THE AFL ALL-STAR GAME (1960-69)

PLAYER	ALL-STAR SEL. AS A BRONCO	SEASON(S) SELECTED	PLAYER	ALL-STAR SEL. AS A BRONCO	SEASON(S) SELECTED
Ken Adamson	1	1961	Larry Kaminski	1	1967
John Bramlett	1	1966	Floyd Little	2	1968-69
Willie Brown	1	1964	Bud McFadin	3	1961-63
Dave Costa	3	1967-69	Gene Mingo	1	1962
Mike Current	1	1969	Bob Scarpitto	1	1966
Eldon Danenhauer	2	1962, '65	Don Stone	1	1961
Al Denson	2	1967, '69	Jerry Sturm	2	1964, '66
Jim Fraser	2	1962, '64	Lionel Taylor	1	1962
Cookie Gilchrist	1	1965	Frank Tripucka	1	1962
George Goeddeke	1	1969	Nemiah Wilson	1	1967
Goose Gosoulin	5	1961-64, '66	Bob Zeman	1	1962
Rich Jackson	2	1968-69			

## BRONCOS ALL-TIME NFL HONORS

### NFL MOST VALUABLE PLAYER (AP)

2013	QB Peyton Manning	(16 starts / 450-659, 68.3%, 5,477 yds., 55 TDs, 10 INTs / 115.1 rtg.)
1998	RB Terrell Davis	(16 starts / 392 att., 2,008 yds., 5.1 avg., 21 TDs / 25 rec., 217 yds., 8.7 avg., 2 TDs)
1987	QB John Elway	(12 starts / 224-410, 54.6%, 3,198 yds., 19 TDs, 12 INTs / 66 att., 304 yds., 4.6 avg., 4 TDs)

### SUPER BOWL MOST VALUABLE PLAYER

50	LB Von Miller	(6 tackles, 5 solo, 2.5 sacks, 27 yds., 2 FF, 1 PD)
XXXIII	QB John Elway	(18-29, 62.1%, 336 yds., 1 TD, 1 INT, 99.2 rtg.)
XXXII	RB Terrell Davis	(30 att., 157 yds., 5.2 avg., 3 TD / 2 rec., 8 yds.)

### NFL OFFENSIVE PLAYER OF THE YEAR (AP)

1998	RB Terrell Davis	(16 starts / 392 att., 2,008 yds., 5.1 avg., 21 TDs / 25 rec., 217 yds., 8.7 avg., 2 TDs)
1996	RB Terrell Davis	(16 starts / 345 att., 1,538 yds., 4.5 avg., 13 TDs / 36 rec., 310 yds., 8.6 avg., 2 TDs)

### NFL DEFENSIVE PLAYER OF THE YEAR (AP)

1978	LB Randy Gradishar	(16 starts / 286 tackles, incl. 190 solo, 4 INTs, 2 FF, 1 returned for a TD)
------	--------------------	--

## BRONCOS ALL-TIME NFL HONORS, CONT.

### NFL OFFENSIVE ROOKIE OF THE YEAR (AP)

2002	RB Clinton Portis	(16 gms., 12 starts / 273 att., 1508 yds., 5.5 avg., 15 TDs / 33 rec., 364 yds., 11.0 avg., 2 TDs)
2000	RB Mike Anderson	(16 gms., 12 starts / 297 att., 1487 yds., 5.0 avg., 15 TDs / 23 rec., 169 yds., 7.3 avg.)

### NFL DEFENSIVE ROOKIE OF THE YEAR (AP)

2011	LB Von Miller	(15 gms., 15 starts / 64 tackles, incl. 50 solo, 11.5 sacks, -77 yds., 2 FF, 4 PD)
1991	LB Mike Croel	(13 gms., 10 starts / 84 tackles, incl. 55 solo, 10 sacks, -65 yds., 4 FF, 2 PD)

### AFC OFFENSIVE PLAYER OF THE MONTH

(14 Total Winners—Award Initiated by NFL in 1986)

2013	QB Peyton Manning	December	(145-214, 67.8%, 1,755 yds., 19 TDs, 3 INTs, 116.5 rtg.)
2013	QB Peyton Manning	September	(117-156, 75.0%, 1,470 yds., 16 TDs, 0 INTs, 138.0 rtg.)
2012	QB Peyton Manning	December	(123-174, 70.7%, 1,399 yds., 11 TDs, 3 INTs, 108.4 rtg.)
2012	QB Peyton Manning	October	(77-104, 74.0%, 951 yds., 9 TDs, 1 INT, 126.7 rtg.)
2008	QB Jay Cutler	September	(102-157, 65.0%, 1,275 yds., 9 TDs, 4 INTs, 98.6 rtg.)
2001	QB Brian Griese	September	(60-93, 64.5%, 763 yds., 7 TDs, 2 INTs, 106.2 rtg.)
2000	RB Mike Anderson	December	(104 att., 516 yds., 5.0 avg., 8 TDs / 4 rec., 34 yds., 8.5 avg.)
2000	WR Rod Smith	November	(26 rec., 479 yds., 18.4 avg., 1 TD / 3 rush., 78 yds., 26 avg., 1 TD)
1998	RB Terrell Davis	October	(81 att., 512 yds., 6.3 avg., 6 TDs / 5 rec., 76 yds., 15.2 avg.)
1998	RB Terrell Davis	September	(94 att., 489 yds., 5.2 avg., 6 TDs / 4 rec., 22 yds., 5.5 avg.)
1997	QB John Elway	November	(94-149, 61.7%, 1,231 yds., 8 TDs, 0 INTs / 23 att., 60 yds., 2.6 avg.)
1997	RB Terrell Davis	September	(118 att., 605 yds., 5.1 avg., 4 TDs / 6 rec., 31 yds., 5.2 avg.)
1996	QB John Elway	October	(73-111, 65.8%, 935 yds., 10 TDs, 3 INTs / 18 att., 110 yds., 6.1 avg., 1 TD)
1996	RB Terrell Davis	September	(112 att., 573 yds., 5.1 avg., 4 TDs / 10 rec., 83 yds., 8.3 avg.)

### AFC DEFENSIVE PLAYER OF THE MONTH

(10 Total Winners—Award Initiated by NFL in 1986)

2015	LB DeMarcus Ware	September	(3.5 sacks, -22.5 yds., 10 tackles)
2014	LB Von Miller	October	(7 sacks, -48.5 yds., 14 tackles, 1 PD)
2012	LB Von Miller	November	(8 sacks, -54 yds., 20 tackles, 3 FF)
2006	CB Champ Bailey	October	(3 INTs, 21 tackles, 9 PBUs)
2005	CB Champ Bailey	November	(3 INTs, 1 TD on INT return, 20 tackles, 5 PBUs)
2001	CB Deltha O'Neal	October	(6 INTs, 17 tackles)
1991	LB Simon Fletcher	December	(5 sacks, -39 yds., 15 tackles)
1989	LB Karl Mecklenburg	November	(4.5 sacks, -40 yds., 18 tackles)
1989	S Dennis Smith	October	(2 INTs, 22 tackles, 2 FF, 1 FR)
1986	DE Rulon Jones	October	(8.5 sacks, -142 yds., 33 tackles)

### AFC SPECIAL TEAMS PLAYER OF THE MONTH

(9 Total Winners—Award Initiated by NFL in 1993)

2015	K Brandon McManus	October	(10-11 FGs, 5-5 PATs, 35 pts.)
2014	K Connor Barth	December	(10-11 FGs, 13-13 PATs, 43 pts.)
2013	PR/KR Trindon Holliday	September	(13 punt returns, 191 yds., 14.7 avg., 1 TD / 3 kick returns, 139 yds., 46.3 avg., 1 TD)
2011	K Matt Prater	Dec./Jan.	(6-7 FGs, 8-8 PATs, 26 pts., 11 touchbacks)
2009	PR/KR Eddie Royal	October	(8 punt returns, 134 yds., 16.8 avg., 1 TD / 5 kick returns, 158 yds., 31.6 avg., 1 TD)
2009	K Matt Prater	September	(7-9 FGs, 5-5 PATs, 26 pts., 7 touchbacks)
2005	P Todd Sauerbrun	October	(11-of-28 punts downed inside 20, 45.3 gross avg., 39.1 net avg.)
2004	KR Reuben Droughns	September	(8 kick returns, 244 yds., 30.5 avg.)
2001	K Jason Elam	November	(11-12 FGs, 5-5 PATs, 38 pts.)

### NFL OFFENSIVE ROOKIE OF THE MONTH

2002	RB Clinton Portis	October	(79 att., 358 yds., 4.5 avg., 3 TDs / 11 rec., 98 yds., 8.9 avg., 1 TD)
2000	RB Mike Anderson	December	(104 att., 516 yds., 5.0 avg., 8 TDs / 4 rec., 34 yds., 8.5 avg.)
2000	RB Mike Anderson	September	(85 att., 403 yds., 4.7 avg., 3 TDs / 5 rec., 39 yds., 7.8 avg.)

### NFL DEFENSIVE ROOKIE OF THE MONTH

2014	LB Von Miller	November	(31 tackles, 4.5 sacks and 2 PD)
2004	LB D.J. Williams	December	(40 tackles, 1 sack, 1 INT., 1 FF, and 4 PD)

### AFC OFFENSIVE PLAYER OF THE WEEK

(60 Total Winners—Award Initiated by NFL in 1984)

2015	RB Ronnie Hillman	Week 17	vs. San Diego (15 att., 117 yds., 7.8 avg., 1 TD / 2 rec., 10 yds., 5.0 avg.)
2015	RB C.J. Anderson	Week 12	vs. New England (15 att., 113 yds., 7.5 avg., 2 TDs / 4 rec., 40 yds., 10.0 avg.)
2015	QB Brock Osweiler	Week 11	at Chicago (20-27, 74.1%, 250 yds., 2 TDs, 127.1 rtg.)
2014	RB C.J. Anderson	Week 17	vs. Oakland (13 att., 87 yds., 6.7 avg., 3 TDs / 2 rec., 20 yds., 10.0 avg.)
2014	QB Peyton Manning	Week 7	vs. San Francisco (22-26, 84.6%, 318 yds., 4 TDs, 157.2 rtg.)
2014	WR Demaryius Thomas	Week 5	vs. Arizona (8 rec., 226 yds., 28.3 avg., 2 TDs "Broncos rec.")
2014	TE Julius Thomas	Week 1	vs. Indianapolis (7 rec., 104 yds., 14.9 avg., 3 TDs)
2013	QB Peyton Manning	Week 16	at Houston (32-51, 62.7%, 400 yds., 4 TDs, 113.2 rtg.)
2013	WR Eric Decker	Week 13	at Kansas City (8 rec., 174 yds., 21.8 avg., 4 TDs)
2013	WR Demaryius Thomas	Week 10	at San Diego (7 rec., 108 yds., 15.4 avg., 3 TDs)
2013	QB Peyton Manning	Week 3	vs. Oakland (32-37, 86.5%, 374 yds., 3 TDs, 135.8 rtg.)
2013	QB Peyton Manning	Week 1	vs. Baltimore (27-42, 64.3%, 462 yds., 7 TDs, 141.1 rtg.)
2012	QB Peyton Manning	Week 17	vs. Kansas City (23-29, 79.3%, 304 yds., 3 TDs, 144.8 rtg.)
2012	RB Knowshon Moreno	Week 15	at Baltimore (22 att., 118 yds., 5.4 avg., 1 TD / 2 rec., 8 yds.)
2012	QB Peyton Manning	Week 6	at San Diego (24-30, 80.0%, 309 yds., 3 TDs, 1 INT, 129.0 rtg.)
2009	WR Brandon Marshall	Week 14	at Indianapolis (21 rec., 200 yds., 9.5 avg., 2 TDs; "NFL rec")
2009	QB Kyle Orton	Week 5	vs. New England (35-48, 72.9%, 330 yds., 2 TDs, 1 INT, 96.7 rtg.)
2009	QB Jay Cutler	Week 10	(24-42, 57.1%, 447 yds., 3 TDs, 1 INT, 107.9 rtg.)
2008	WR Brandon Marshall	Week 2	vs. San Diego (18 rec., 166 yds., 9.2 avg., 1 TD)
2005	WR Rod Smith	Week 15	(11 rec., 137 yds., 12.5 avg., 1 TD)
2005	QB Jake Plummer	Week 8	vs. Philadelphia (22-35, 62.9%, 309 yds., 4 TDs, 129.3 rtg.)
2004	QB Jake Plummer	Week 17	vs. Indianapolis (17-30, 58.2%, 246 yds., 2 TDs, 105.7 rtg.)
2003	RB Clinton Portis	Week 14	vs. Kansas City (22 att., 218 yds., 9.9 avg., 5 TDs / 2 rec., 36 yds., 18.0 avg.)
2003	TE Shannon Sharpe	Week 11	vs. San Diego (7 rec., 101 yds., 14.4 avg., 3 TDs)
2003	QB Jake Plummer	Week 3	vs. Oakland (14-21, 66.7%, 197 yds., 2 TDs, 128.5 rtg.)
2002	TE Shannon Sharpe	Week 7	at Kansas City (12 rec., 214 yds., 17.8 avg., 2 TDs; "NFL TE rec.")
2001	QB Brian Griese	Week 1	vs. N.Y. Giants (21-29, 72.4%, 330 yds., 3 TDs, 144.3 rtg.)
2000	RB Mike Anderson	Week 14	(37 att., 251 yds., 6.8 avg., 4 TDs; "NFL rookie rec.")
2000	RB Mike Anderson	Week 13	(30 att., 195 yds., 6.5 avg., 2 TDs / 2 rec., 14 yds.)
1999	RB Olandis Gary	Week 15	vs. Seattle (22 att., 183 yds., 8.3 avg., 2 rec., 16 yds.)
1999	QB Brian Griese	Week 6	vs. Green Bay (19-31, 61.3%, 363 yds., 2 TDs, 1 INT, 110.0 rtg.)

## BRONCOS ALL-TIME NFL HONORS, CONT.

1998	RB Terrell Davis	Week 17	vs. Seattle	(29 att., 178 yds., 6.1 avg. / 2 rec., 17 yds., 1 TD)
1998	QB John Elway	Week 14	vs. Kansas City	(22-32, 68.8%, 400 yds., 2 TDs, 1 INT, 119.3 rtg.)
1998	RB Terrell Davis	Week 8	vs. Jacksonville	(31 att., 136 yds., 4.4 avg., 3 TDs / 5 rec., 76 yds.)
1998	RB Terrell Davis	Week 5	vs. Philadelphia	(20 att., 168 yds., 8.4 avg., 2 TDs)
1998	RB Terrell Davis	Week 2	vs. Dallas	(23 att., 191 yds., 8.3 avg., 3 TDs)
1997	QB John Elway	Week 10	vs. Seattle	(19-30, 63.3%, 252 yds., 3 TDs, 112.1 rtg.)
1997	RB Terrell Davis	Week 4	vs. Cincinnati	(27 att., 215 yds., 8.0 avg., 1 TD / 2 rec., 13 yds.)
1996	RB Terrell Davis	Week 12	at New England	(32 att., 154 yds., 4.8 avg., 2 TDs / 4 rec., 56 yds., 1 TD)
1996	RB Terrell Davis	Week 8	vs. Baltimore	(28 att., 194 yds., 6.9 avg., 2 TDs / 3 rec. 19 yds.)
1995	QB John Elway	Week 17	at Oakland	(24-41, 58.5%, 320 yds., 2 TDs, 1 INT, 89.5 rtg.)
1995	WR Anthony Miller	Week 7	vs. Oakland	(7 rec., 149 yds., 21.3 avg., 2 TDs)
1995	QB John Elway	Week 3	vs. Washington	(30-47, 63.8%, 327 yds., 2 TDs, 98.4 rtg.)
1994	QB John Elway	Week 9	vs. Cleveland	(30-41, 73.2%, 349 yds., 2 TDs, 114.8 rtg.)
1993	TE Shannon Sharpe	Week 15	vs. Kansas City	(10 rec., 65 yds., 6.5 avg., 3 TDs)
1993	QB John Elway	Week 12	vs. Pittsburgh	(18-25, 72%, 276 yds., 1 TD, 121.4 rtg.)
1993	QB John Elway	Week 10	at Cleveland	(17-23, 73.9%, 244 yds., 3 TDs, 147.5 rtg.)
1992	QB John Elway	Week 5	vs. Kansas City	(23-38, 60.5%, 311 yds., 2 TDs, 104.2 rtg.)
1992	QB John Elway	Week 1	vs. L.A. Raiders	(10-24, 41.7%, 171 yds., 1 INT, 49.1 rtg.)
1991	RB Gaston Green	Week 5	at Minnesota	(26 att., 158 yds., 6.1 avg. / 1 rec., 9 yds.)
1989	WR Vance Johnson	Week 12	vs. Seattle	(6 rec., 154 yds., 25.7 avg., 2 TDs)
1989	QB John Elway	Week 7	at Seattle	(18-35, 51.4%, 344 yds., 2 TDs, 104.9 rtg.)
1988	QB John Elway	Week 13	vs. L.A. Rams	(21-36, 58.3%, 272 yds., 3 TDs, 1 INT, 98.4 rtg.)
1988	RB Tony Dorsett	Week 2	vs. San Diego	(23 att., 113 yds., 4.9 avg., 1 TD)
1987	RB Joe Duke	Week 5	vs. L.A. Raiders	(23 att., 128 yds., 5.6 avg., 2 TDs)
1987	QB John Elway	Week 1	vs. Seattle	(22-32, 68.8%, 338 yds., 4 TDs, 1 INT, 129.9 rtg.)
1986	QB John Elway	Week 13	vs. Cincinnati	(22-34, 64.7%, 228 yds., 3 TDs, 113.4 rtg.)
1986	QB John Elway	Week 8	vs. Seattle	(18-32, 56.3%, 321 yds., 1 TD, 1 INT, 88.2 rtg.)
1984	QB John Elway	Week 10	vs. New England	(26-40, 65%, 315 yds., 3 TDs, 1 INT, 103.6 rtg.)
1984	QB Gary Kubiak	Week 9	at L.A. Raiders	(21-34, 61.8%, 206 yds., 1 TD, 88.6 rtg.)

## AFC DEFENSIVE PLAYER OF THE WEEK

(30 Total Winners—Award Initiated by NFL in 1984)

2015	DE Derek Wolfe	Week 8	vs. Green Bay	(7 tackles, 3 solo)
2015	S T.J. Ward	Week 4	vs. Minnesota	(6 tackles, all solo, 2 sacks, 18 yds., 1 FF)
2015	CB Aqib Talib	Week 1	vs. Baltimore	(3 tackles, incl. 2 solo, 1 INT, 51 yds., 2 PD)
2014	CB Aqib Talib	Week 15	vs. San Diego	(8 tackles, incl. 7 solo, 1 INT, 4 yds., 3 PD)
2013	CB D. Rodgers-Cromartie	Week 8	vs. Washington	(6 tackles, incl. 4 solo, 1 INT, 75 yds., 3 PD)
2012	LB Von Miller	Week 11	vs. San Diego	(6 tackles, all solo, 3 sacks, -29 yds., 2 FF)
2012	LB Wesley Woodyard	Week 8	vs. New Orleans	(13 tackles, incl. 9 solo, 1 sack, -12 yds., 1 INT, 8 yds., 2 PD, 1 FF)
2012	CB Tracy Porter	Week 1	vs. Pittsburgh	(8 tackles, all solo, 1 INT, 43 yds., TD, 5 PD)
2011	LB Von Miller	Week 11	vs. N.Y. Jets	(10 tackles, incl. 9 solo, 1.5 sacks, -12 yds., 1 PD)
2009	CB Champ Bailey	Week 4	vs. Dallas	(8 tackles, all solo, 1 INT, 3 yds., 4 PD)
2007	DE Elvis Dumervil	Week 14	vs. Kansas City	(5 tackles, all solo, 3 sacks, -15 yds., 1 FF)
2005	S John Lynch	Week 17	at San Diego	(7 tackles, inc. 5 solo, 2 sacks, -12 yds., 2 FF)
2005	LB Al Wilson	Week 4	at Jacksonville	(6 tackles, inc. 4 solo, 1 sack, -2 yds., 2 FF)
2004	LB D.J. Williams	Week 16	at Tennessee	(7 tackles, incl. 5 solo, 1 INT, 10 yds., 3 PD)
2001	CB Denard Walker	Week 7	vs. New England	(6 tackles, incl. 5 solo, 2 INT, 39 yds., 1 TD)
2001	CB Delthia O'Neal	Week 4	vs. Kansas City	(2 tackles, both solo, 2 INT, 69 yds., 2 PD, *tied NFL rec.)
2000	QB Terrell Buckley	Week 6	vs. Oakland	(2 tackles, both solo, 2 INT, 64 yds., 2 PD)
1999	LB Glenn Cadrez	Week 11	vs. Oakland	(11 tackles, incl. 8 solo, 3 sacks, -16 yds.)
1998	CB Darrien Gordon	Week 13	at San Diego	(4 tackles, incl. 3 solo, 2 INT, 34 yds., 1 FR)
1998	CB Ray Crockett	Week 3	at Oakland	(5 tackles, all solo, 2 INT, 105 yds., 80-yd. TD, 2 PD)
1997	LB John Mobley	Week 6	vs. New England	(15 tackles, incl. 12 solo, 1 INT, 13 yds., 1 TD, 1 FR)
1996	DE Alfred Williams	Week 3	vs. Tampa Bay	(3 tackles, all solo, 2 sacks, -14 yds., 2 FF, 1 FR)
1991	S Steve Atwater	Week 3	vs. Seattle	(7 tackles, incl. 6 solo, 1 INT, 1 yd., 1 FR)
1989	NT Greg Kragen	Week 10	at Kansas City	(6 tackles, incl. 5 solo, 1 sack, -9 yds., 1 FF)
1987	LB Karl Mecklenburg	Week 13	vs. New England	(8 tackles, incl. 7 solo, 2 INT, 25 yds.)
1986	CB Mike Harden	Week 9	at L.A. Raiders	(5 tackles, incl. 4 solo, 2 INT, 64 yds., 40-yd. TD, 3 PD)
1986	LB Karl Mecklenburg	Week 4	vs. New England	(11 tackles, incl. 9 solo, 2 sacks, -23 yds.)
1985	LB Karl Mecklenburg	Week 13	at Pittsburgh	(6 tackles, all solo, 4 sacks, -18 yds.)
1985	CB Louis Wright	Week 11	vs. San Diego	(3 tackles, all solo, 1 INT, 16 yds., 60-yd. blocked FG ret. TD in OT)
1984	S Steve Foley	Week 7	vs. Green Bay	(8 tackles, incl. 5 solo, 1 INT, 20 yds., 22-yd. FR for TD)

## AFC SPECIAL TEAMS PLAYER OF THE WEEK

(25 Total Winners—Award Initiated by NFL in 1993)

2013	K Matt Prater	Week 14	vs. Tennessee	(3-3 FGs, 25/64/19, 6-6 PAT, 15 pts., 8 KO for touchback)
2013	PR/KR Trindon Holliday	Week 1	at N.Y. Giants	(1 KOR, 121 yds., 30.3 avg., 1 TD)
2012	PR/KR Trindon Holliday	Week 4	at Cincinnati	(2 KOR, 119 yds., 59.5 avg., 1 TD)
2012	K Matt Prater	Week 4	vs. Oakland	(3-3 FGs, 21/43/53, 4-4 PAT, 13 pts., 8 KO for touchback)
2011	K Matt Prater	Week 14	vs. Chicago	(2-3 FGs, 59/51, 1-1 PAT, 7 pts., 2 KO for touchback)
2011	PR/KR Eddie Royal	Week 9	at Oakland	(1 PR, 85 yds., 85.0 avg., 1 TD)
2009	K Matt Prater	Week 12	vs. N.Y. Giants	(4-4 FGs, 26/32/47/24, 2-2 PAT, 14 pts., 5 KO for touchback)
2009	PR/KR Eddie Royal	Week 6	at San Diego	(3 PR, 77 yds., 25.7 avg., 1 TD / 5 KOR, 158 yds., 31.6 avg., 1 TD)
2008	K Matt Prater	Week 5	vs. Tampa Bay	(3-3 FGs, 55/40/27, 1-1 PAT, 10 pts., 4 KO for touchback)
2007	PR Glenn Martinez	Week 11	vs. Tennessee	(2 PR, 80 yds., 40.0 avg., 80-yd. PR for a TD)
2007	K Jason Elam	Week 2	vs. Oakland	(3-4 FGs, 23/20/23, 2-2 PAT, 11 pts.; game-winner in OT)
2005	P Todd Sauerbrun	Week 6	vs. New England	(7 punts, 366 yds., 52.3 avg., 46.9 net., 2 IN20, 66LG)
2004	K Jason Elam	Week 4	at Tampa Bay	(3-3 FGs, 49/50/23, 1-1 PAT, 10 pts.; game-winner)
2004	P/K Micah Knorr	Week 1	vs. Kansas City	(2 punts, 113 yds., 56.5 avg., 43.3 net., 1 IN20, 66LG, 6 KO for TB)
2003	K Jason Elam	Week 15	vs. Cleveland	(3-3 FGs, 51/36/25, 2-2 PATs, 11 pts.; game-winner in OT)
2001	P Tom Rouen	Week 9	vs. San Diego	(6 punts, 319 yds., 53.2 avg., 52.3 net., 2 IN20, 62LG)
2000	LB Ian Gold	Week 11	vs. Oakland	(blocked a punt and returned it 12 yds. for a TD, 2 tackles)
1999	K Jason Elam	Week 9	at San Diego	(4-4 FGs, 24/41/44/55, 3-3 PATs, 15 pts.)
1998	KR Vaughn Hebronn	Week 16	at Miami	(4 KOR, 158 yds., 39.5 avg., 95-yd. KOR for a TD)
1998	KR Vaughn Hebronn	Week 9	at Cincinnati	(6 KOR, 161 yds., 26.8 avg., blocked a punt)
1999	K Jason Elam	Week 11	vs. Jacksonville	(3 PR, 168 yds., 33.6 avg., 2 PR TDs, 13 pts.; *tied NFL rec.)
1997	PR Darrien Gordon	Week 8	vs. Carolina	(404 total yds., 131 rush., 45 rec., 95 PR, 133 KOR, *NFL rec.)
1995	KR Glyn Milburn	Week 15	vs. Seattle	(2 PR, 20 yds., 10.0 avg., 4 KOR, 177 yds., 44.3 avg.)
1994	DE Shane Dronett	Week 14	at Kansas City	(Blocked 37-yd. FG attempt with :02 remaining to forced OT)
1993	RB Reggie Rivers	Week 15	vs. Kansas City	(1 tackle, blocked a punt to set up go-ahead TD in 4th)



## RETIRED JERSEY NUMBERS

The Denver Broncos have retired three jersey numbers in their 55-year history: the No. 7 worn by quarterback John Elway (1983-98), the No. 18 worn by quarterback Frank Tripucka (1960-63) and the No. 44 worn by running back Floyd Little (1967-75). The most recent addition was Elway's, retired on Sept. 13, 1999, in a ceremony at halftime of the Broncos' season-opening game vs. Miami.



John Elway

**John Elway**, who wore number 7 from 1983-98, led the Broncos to five Super Bowl appearances and two World Championships and retired ranked second in nearly every all-time NFL passing category. Inducted into the Pro Football Hall of Fame in 2004, he passed for 51,475 yards and 300 touchdowns in his 16-year career and retired as the all-time winningest starting quarterback in NFL history with a career mark of 148-82-1 (.643). Elway was named Most Valuable Player of Super Bowl XXXIII, leading Denver to its second consecutive World Championship with a 34-19 defeat of the Atlanta Falcons, becoming the first player in NFL history to close his career by earning Super Bowl MVP honors in his final game. His image was forged early in his career as he developed a reputation for leading the Broncos to victory against seemingly insurmountable odds. Elway directed the Broncos on an NFL-record 47 fourth-quarter or overtime, game-winning or game-saving drives in his legendary career. Elway was inducted into the Denver Broncos' Ring of Fame in 1999—the first inductee for whom the customary five-year waiting period was waived. *The only other players to wear No. 7 in franchise history were quarterbacks Mickey Slaughter (1963-66) and Craig Morton (1977-82).*

7



Frank Tripucka

**Frank Tripucka**, who wore number 18 from 1960-63, was Denver's first quarterback and helped lay the foundation for the club's future success. One of the original Broncos, Tripucka played in the American Football League All-Star Game in 1962 and passed for 7,676 yards in his Denver career. His best statistical season came in 1960 when he completed 248-of-478 passes (51.9%) for 3,038 yards with 24 touchdowns. Tripucka's career passing total still ranks eighth in franchise history, and his single-game record of 447 yards at Buffalo on Sept. 15, 1962, remained the franchise record until broken in 2000. He ranks eighth in completions (662) and sixth in attempts (1,277) as well as eighth in touchdown passes (51) in club history while also guiding Denver to its first .500 season with a 7-7 mark in 1962. Tripucka was inducted into the Broncos' Ring of Fame in 1986. *(Tripucka gave his blessing to quarterback Peyton Manning to wear the number when he played with Denver from 2012-15).*

18



Floyd Little

**Floyd Little**, who wore number 44 from 1967-75 with the Denver Broncos as well as during his legendary college career at Syracuse, retired as the Broncos' all-time career leader in rushing yards (6,323) and total touchdowns (54). He held both marks until 1998 when they were eclipsed by Terrell Davis, and he was the club's all-time leader in career combined yardage (12,173) until he was passed by Rod Smith in 2006. Inducted into the Pro Football Hall of Fame in 2010, Little was All-AFL in 1969, played in two AFL All-Star Games (1968, '69) and was named to three Pro Bowls (1970-71, '73). When Little retired, he ranked seventh in NFL history in career rushing yards. He joined the Broncos in 1967 as the club's No. 1 draft choice, becoming the first No. 1 pick to sign with the team in its eight-year history. During his career, Little helped the Broncos to their first winning seasons in 1973 and '74 with back-to-back 7-5-2 and 7-6-1 marks, and he retired in 1975 with Denver just two years away from its first Super Bowl appearance. He was inducted into the club's Ring of Fame as part of its inaugural class in 1984. *The only other players to wear No. 44 in franchise history were defensive back Miller Farr in 1965 and halfback Bruce Starling in 1963.*

44



## BRONCOS IN THE PRO FOOTBALL HALL OF FAME

### JOHN ELWAY, QB

INDUCTED: 2004

Full Bio appears on p. 652



Quarterback **John Elway** was the Broncos' first inductee into the Pro Football Hall of Fame to have spent his entire career with the club, playing a franchise-record 16 seasons (1983-1998). Elected on Jan. 31, 2004, and inducted on Aug. 8, 2004, as a "first-ballot" Hall of Famer, Elway is arguably the best quarterback to have played the game.

A nine-time Pro Bowl choice who retired as the NFL's all-time leader in wins (148) among quarterbacks, Elway capped his career with back-to-back World Championships and started in five Super Bowls. Elway, who ranks sixth in NFL history in career passing yards (51,475) and seventh in touchdown passes (300), holds an NFL-record 47 fourth-quarter or overtime game-winning or game-tying drives.

### GARY ZIMMERMAN, T

INDUCTED: 2008

Full Bio appears on p. 665



Tackle **Gary Zimmerman** was the second Pro Football Hall of Fame inductee to have spent a primary portion of his career with the Denver Broncos. Elected on Feb. 2, 2008, and inducted on Aug. 2, 2008, Zimmerman played five seasons in Denver from 1993-97, helping the Broncos win Super Bowl XXXII during the 1997 campaign for the club's first-ever World Championship. One of a handful of players named to two NFL All-Decade Teams (1980s and '90s) and a seven-time Pro Bowl selection who started all 184 career games played, Zimmerman joined the Broncos in a trade from Minnesota on Aug. 24, 1993, after playing his first seven years with the Vikings.

Zimmerman started all 76 career games played with Denver and earned three Pro Bowl selections (1994-96) as a key component of offenses that led the NFL in total yards twice (1996-97) and recorded three consecutive top-5 league rushing rankings (1995-97).

### FLOYD LITTLE, RB

INDUCTED: 2010

Full Bio appears on p. 655



Running Back **Floyd Little**, elected to the Pro Football Hall of Fame on Feb. 6, 2010, and inducted on Aug. 7, 2010, spent all nine of his professional seasons with the Broncos from 1967-75 and ranked seventh on the NFL's all-time rushing list (6,323 yards) and eighth on its all-time combined yards list (12,173 yards) at the time of his retirement. Selected by Denver with the sixth overall pick in the 1967 draft from Syracuse University, Little was the first No. 1 draft choice to sign with the Broncos and made five All-Star appearances (3 Pro Bowls, 2 AFL All-Star) with the team.

A 1984 Broncos Ring of Fame inductee, Little led the Broncos in rushing for a club-record seven consecutive seasons from 1967-73, including 1971 when he captured the NFL's rushing crown with 1,133 yards. His eight years with at least 1,000 combined yards tied for second in league history at the time of his retirement and currently rank second in Broncos annals.

### SHANNON SHARPE, TE

INDUCTED: 2011

Full Bio appears on p. 660



Tight end **Shannon Sharpe** became the third former Bronco to be elected to the Pro Football Hall of Fame in three seasons when he was selected on Feb. 5, 2011. Inducted into the Hall of Fame on Aug. 6, Sharpe played 12 seasons for the Broncos (1990-99, 2002-03) and two years with the Ravens (2000-01), winning three Super Bowls and finishing his career as the NFL's all-time leader in receptions (815), receiving yards (10,060) and receiving touchdowns (62) by a tight end.

Selected by Denver in the seventh round of the 1990 NFL Draft, Sharpe set a league record at his position with eight Pro Bowls (7 as a Bronco) and was named to the 1990s NFL All-Decade Team. A four-time first-team Associated Press All-Pro who was inducted into the Broncos Ring of Fame in 2009, Sharpe has participated in more overall wins (137) than any tight end in NFL history and ranks second in team history in receptions (675), receiving yards (8,439) and receiving touchdowns (55).

## OTHER PRO FOOTBALL HALL OF FAME MEMBERS WITH BRONCOS TIES

- **CB Willie Brown** (Inducted 1984): Played for the Broncos from 1963-66 and was named All-American Football League in 1964 before being traded to Oakland and playing 12 seasons with the Raiders.
- **RB Tony Dorsett** (Inducted 1994): Best known for his brilliant 11-year tenure with the Dallas Cowboys, he ended his playing career in Denver from 1988-89 and finished his career second on the all-time rushing list with 12,739 yards.
- **Fred Gehrke** (Hall of Fame Pioneer Award, 1972): Sixteen-year team employee and Broncos General Manager from 1977-80. As a Los Angeles Rams halfback in 1948, he painted golden rams' horns on his team's helmets and thus started the trend toward today's colorful, uniquely-decorated helmets worn by all NFL teams.
- **Stan Jones** (Inducted 1991): Honored for his 12-year playing career, he coached Denver's defensive line for 18 years (1967-71, '76-88).
- **Doak Walker** (Inducted 1986): Honored for his six-year playing career, he coached Denver's wide receivers in 1966.

## DENVER BRONCOS RING OF FAME PROFILES



The Denver Broncos Ring of Fame, which is displayed on the Level 5 façade of Sports Authority Field at Mile High, was created by Owner Pat Bowlen in 1984 to honor former players and administrators who played significant roles in the franchise's history.

A total of 31 individuals have been honored as Ring of Famers, including 2016 inductees Jason Elam (1993-2007), Simon Fletcher (1985-95) and John Lynch (2004-07).

Inductees of the distinguished membership are also featured on 8-foot bronze and steel pillars in Ring of Fame Plaza at Sports Authority Field at Mile High.

### DENVER BRONCOS RING OF FAME

Name	Pos.	Years	Inducted	Name	Pos.	Years	Inducted
Jason Elam	K	1993-2007	2016	Louis Wright	CB	1975-86	1993
Simon Fletcher	LB	1985-95	2016	Tom Jackson	LB	1973-86	1992
John Lynch	S	2004-07	2016	Randy Gradishar	LB	1974-83	1989
Pat Bowlen	Owner	1984-present	2015	Craig Morton	QB	1977-82	1988
Dan Reeves	Coach	1981-92	2014	Haven Moses	WR	1972-81	1988
Rick Upchurch	WR/Ret.	1975-83	2014	Jim Turner	K	1971-79	1988
Gene Mingo	HB/K	1960-64	2014	Billy Thompson	S	1969-81	1987
Tom Nalen	C	1994-2008	2013	Charley Johnson	QB	1972-75	1986
Rod Smith	WR	1994-2007	2012	Paul Smith	DT	1968-78	1986
Shannon Sharpe	TE	1990-99, '02-03	2009	Frank Tripucka	QB	1960-63	1986
Terrell Davis	RB	1995-2002	2007	Gerald H. Phipps	Owner	1961-81	1985
Steve Atwater	S	1989-98	2005	"Goose" Gonsoulin	S	1960-66	1984
Gary Zimmerman	T	1993-97	2003	Rich Jackson	DE	1967-72	1984
Karl Mecklenburg	LB	1983-94	2001	Floyd Little	RB	1967-75	1984
Dennis Smith	S	1981-94	2001	Lionel Taylor	WR	1960-66	1984
John Elway	QB	1983-98	1999				





## STEVE ATWATER

6-3 • 217 • ARKANSAS

YEAR INDUCTED: 2005

YEARS WITH BRONCOS: 1989-98

**SAFETY**




# 27

Steve Atwater was inducted as the 20th member of the Broncos' Ring of Fame in 2005 after a brilliant 10-year career with the club from 1989-98. Regarded as one of the toughest safeties in the NFL during his playing days, Atwater was voted to a franchise record-tying seven consecutive Pro Bowls from 1990-96, and his eight career Pro Bowl selections are the second most by a player in Broncos history. Selected by the Broncos in the first round (20th overall) of the 1989 NFL Draft from the University of Arkansas, Atwater was a consensus All-Rookie selection and was named NFL Defensive Rookie of the Year by *Football Digest* during his first professional season on a club that advanced to Super Bowl XXIV. He went on to serve as a key leader on the Broncos' back-to-back Super Bowl championship teams from 1997-98 and was voted an All-Pro by the Associated Press from 1991-92 and in 1996. He started all 155 regular-season games he played with Denver, a total that ranks 10th in franchise history. Atwater also recorded 24 interceptions that rank ninth in Denver history and 408 interception return yards that rank seventh in club annals. He led the Broncos in tackles during two seasons (1993 and '95) and finished second on the club in that category five times during his career. Atwater's play against Green Bay in Super Bowl XXXII, a game in which he totaled six tackles, one sack, one forced fumble and two pass breakups, was instrumental in Denver winning its first-ever World Championship. The safety ranks second to only John Elway in career postseason starts by a Bronco as he started all 14 playoff appearances, including three Super Bowls and four AFC Championship Games. Atwater, who was a three-time All-Southwest Conference selection and a two-time All-American at Arkansas, played one season with the New York Jets in 1999 following his Broncos career.



#### ATWATER'S NFL CAREER RECORD

Games	Starts	Solo	Assist	Total	Sacks	Int.	Yds.	Avg.	TD
167	166	854	502	1,356	5.0	24	408	17.0	1




## PAT BOWLEN

YEAR INDUCTED: 2015

YEARS WITH BRONCOS: 1984-PRESENT

**OWNER**



# 1984

Broncos Owner Pat Bowlen was elected as the newest member of the team's Ring of Fame in 2015—his 32nd season with the franchise. One of two owners and one of just three non-players elected to the Ring of Fame, Mr. Bowlen has guided the Broncos to an unprecedented period of success during his three-plus decades in Denver. The only owner in NFL history to achieve 300 overall victories during his first 30 seasons, Mr. Bowlen has totaled the most regular-season wins (313), overall wins (334), winning seasons (20) and playoff appearances (18) among his colleagues since he purchased the team in 1984. The Broncos are the only NFL team to post at least 90 wins in each of the last three decades while posting the fewest losing seasons (5) during that span. Mr. Bowlen's seven Super Bowl appearances are tied for first all-time among NFL owners. The Broncos' back-to-back titles in 1997 and '98, along with Denver's Super Bowl 50 win in 2015, make him one of just seven owners in history with at least three World Championships. Denver's success and recognition nationally was confirmed by a 2014 Harris poll that named the Broncos "America's Team." Locally, the Broncos have operated with the best homefield advantage in the NFL during Mr. Bowlen's ownership, ranking first in the league in home winning percentage (.732 / 202-74). The team also has sold out every regular season and playoff contest as part of the team's NFL-record 379-game sellout streak dating back to 1970. In addition to his unmistakable impact with the Denver Broncos, Mr. Bowlen has had a profound influence on the growth of the NFL. He has served on nine league committees during his ownership, helping negotiate record-breaking television contracts and ensuring years of labor peace with several extensions to the NFL's Collective Bargaining Agreement. Mr. Bowlen's championship mentality—to be "No. 1 in everything"—includes an unwavering commitment to the community. As chairman of the board of Denver Broncos Charities, he has donated more than \$25 million to charitable organizations in the Denver area since the inception of that fund in 1993. Pat Bowlen earned degrees in both business (1965) and law (1968) from the University of Oklahoma. After successful careers in oil, gas and real estate, he purchased the Denver Broncos in 1984.





## TERRELL DAVIS

5-11 • 210 • GEORGIA

YEAR INDUCTED: 2007

YEARS WITH BRONCOS: 1995-2002

**RUNNING BACK**



30

Terrell Davis was inducted as the 21st member of the Ring of Fame in 2007 after establishing himself as the Denver Broncos' all-time leading rusher while spending his entire eight-year career with the team from 1995-2002. Selected by the Broncos in the sixth round (196th overall) of the 1995 NFL Draft from the University of Georgia, Davis rushed for at least 1,000 yards in each of his first four seasons, including the 1998 campaign in which he totaled the fourth-most rushing yards (2,008) in a season in NFL history to earn league MVP honors. That year, he also set a club record with 21 rushing scores. The three-time Pro Bowl and first-team All-Pro selection (1996-98) finished his career with a franchise-record 7,607 rushing yards and 60 rushing touchdowns on 1,655 carries (4.6 avg.) in 78 regular-season games (77 starts) as a key member of the Broncos' back-to-back Super Bowl championship teams (1997-98). His 97.5-yard rushing average in regular-season games is the third best in NFL history (min. 75 games), trailing only Pro Football Hall of Famers Jim Brown and Barry Sanders. A two-time finalist for the Hall of Fame, Davis owns three of the top-five single-season rushing outputs in Broncos annals as well as the club's single-season scoring record for a non-kicker (138 pts., 1998). In the postseason, Davis was equally as impressive, totaling at least 100 rushing yards in seven of his eight career playoff appearances, including his 157-yard, three-rushing touchdown performance against Green Bay in Super Bowl XXXII to earn game MVP honors. He averaged an NFL-record (min. 5 games) 142.5 rushing yards per game in the postseason for his career, totaling a club-record 1,140 rushing yards on 204 carries (5.6 avg.) with 12 touchdowns. Davis, who played his first collegiate season at Long Beach State before transferring to Georgia, ranks first in Broncos history in career 100-yard rushing games (41), first in rushing touchdowns (60), second in overall touchdowns (65) and second in yards from scrimmage (8,887).



### DAVIS' NFL CAREER RECORD

RUSHING						RECEIVING				
Games	Starts	No.	Yds.	Avg.	LG	TD	No.	Yds.	Avg.	LG
78	77	1,655	7,607	4.6	71t	60	169	1,280	7.6	35
										5



## JASON ELAM

5-11 • 194 • HAWAII

YEAR INDUCTED: 2016

YEARS WITH BRONCOS: 1993-2007

**KICKER**




Jason Elam, who played the first 15 seasons (1993-2007) of his 17-year NFL career with the Broncos, is the franchise's all-time leader in field goals (395) and points (1,786)—both representing the second-highest totals in NFL history for a single team (K Jason Hanson, Det.). A three-time Pro Bowl selection (1995, '98, '01) and 2001 NFL Special Teams Player of the Year, Elam played in a team-record 250 combined games (236 reg. season / 14 postseason) for the Broncos. He was part of 152 combined wins—the second-highest total in team history behind quarterback John Elway (163)—including the Broncos' back-to-back Super Bowl victories in 1997 and 1998. In addition to kicking 24 game-winning or game-saving field goals as a Bronco, Elam finished his career with the team ranked eighth in NFL history in regular-season field goal percentage (80.6 / 395-of-490) and playoff field goal percentage (83.3 / 15-of-18). He also finished his Broncos career ranked second in league history in 50-yard field goals (37), including a 63-yard kick against Jacksonville on Oct. 25, 1998, that tied the NFL record. Including his two final NFL seasons with Atlanta (2008-09), Elam finished his career making 436-of-540 (80.7%) field goals and 675-of-679 (99.4%) PATs for 1,983 points. He set an NFL mark with 16 consecutive seasons scoring 100-plus points, and his 263 consecutive games (every contest of his career) with a point was the second-longest streak in league history at the time of his retirement. Elam was selected by the Broncos in the third round (70th overall) of the 1993 NFL Draft from the University of Hawaii, where he converted 79 career field goals to finish one shy of the then-NCAA record. A graduate of Brookwood High School in Snellville, Ga., Elam was born on March 8, 1970.



### ELAM'S NFL CAREER RECORD

PAT CONVERSIONS			FIELD GOALS			
Games	No.-Att.	Pct.	No.-Att.	Pct.	LG	Pts.
263	675-679	99.4	436-540	80.7	63	1,983






## JOHN ELWAY

6-3 • 215 • STANFORD

YEAR INDUCTED: 1999

YEARS WITH BRONCOS: 1983-98

**QUARTERBACK**




# 7

John Elway, a two-time Super Bowl champion, a member of the Hall of Fame Class of 2004 and the most accomplished player in Denver Broncos history, was elected to the franchise's Ring of Fame in 1999. The only player for whom the customary wait for Ring of Fame induction was waived, Elway finished his magnificent career completing 4,123-of-7,250 passes (56.9%) for 51,475 yards with 300 touchdowns and 226 interceptions. A starter in five Super Bowls overall, Elway capped his playing days with Super Bowl XXXIII Most Valuable Player honors after helping the Broncos capture the second of back-to-back World Championships following the 1998 season. Elway, who retired as the NFL's all-time winningest starting quarterback (148-82-1 / .643) was voted to a franchise-record nine Pro Bowl appearances (1986, '87, '89, '91, '93, '94, '96, '97 and '98) and as a starter six times. He was the NFL's Most Valuable Player in 1987 and AFC Player of the Year in 1993. Elway was named the Edge NFL Man of the Year for 1992 and was inducted into the Colorado Sports Hall of Fame in 1999 while also being named to the NFL's All-Decade team for the 1990s (first team). He generated 4,771 of the 5,806 points (82.2%) scored by the Broncos during his 16-year tenure with the club. Elway ranks No. 1 in NFL history in fourth-quarter, game-winning or game-saving drives with 47 (46-0-1 record) and had 36 career 300-yard passing games in the regular season. He started 2,595 drives as a pro and was replaced just 10 times due to injury (.039%). Elway's No. 7 jersey was retired on Sept. 13, 1999. Selected as the No. 1 overall pick in the 1983 NFL Draft, Elway concluded his collegiate career at Stanford University with five major NCAA Division I-A records and nine major Pacific-10 Conference marks.



#### ELWAY'S NFL CAREER RECORD

Games	Starts	Att.	Comp.	Yards	Pct.	TD	INT	LG	Rtg.
234	231	7,250	4,123	51,475	56.9	300	226	86	79.9




## SIMON FLETCHER

6-6 • 240 • HOUSTON

YEAR INDUCTED: 2016

YEARS WITH BRONCOS: 1985-95

**LINEBACKER**




# 73

Simon Fletcher spent his entire 11-year NFL career (1985-95) with the Broncos and finished as the franchise's all-time sack leader with 97.5 quarterback takedowns. A member of the Broncos' 50th Anniversary Team, Fletcher never missed a game in his career, setting a team mark by appearing in 172 consecutive contests. At the conclusion of his career, Fletcher was tied for 13th on the NFL's all-time sack list. Including his six quarterback takedowns in the postseason, he totaled 103.5 for the Broncos to become just the 11th player in NFL history to reach 100 combined sacks for a single team. In addition to leading the Broncos in sacks for seven consecutive seasons (1988-94), Fletcher still owns three of the Top 7 single-season sack totals in team history. Fletcher joined Pro Football Hall of Fame defensive end Reggie White as the only players to record double-digit sack totals in five consecutive years from 1989-93. His 66 sacks during that span trailed only White (67) among his NFL counterparts. Fletcher set an NFL record by posting a sack in 10 consecutive games from 1992-93—a mark that he currently shares with Broncos linebacker DeMarcus Ware (2007-08 w/Dallas). Along with his sack totals, Fletcher accounted for 851 career tackles (530 solo), two interceptions, 21 forced fumbles and 10 fumble recoveries. A starter on three AFC Championship teams (1986-87, '89), he totaled 42 tackles (36 solo) and six sacks (23 yds.) in 12 career postseason games. Fletcher was selected by the Broncos in the second round (54th overall) of the 1985 NFL Draft from the University of Houston. He started 33-of-37 games played for the Cougars, accounting for 14 career sacks and 30 tackles for a loss. A graduate of Bay City (Texas) High School, Fletcher was born on Feb. 18, 1962.



#### FLETCHER'S NFL CAREER RECORD

Games	Starts	Sacks	Int.	Yds.	FF	FR
172	143	97.5	2	8	21	10



## AUSTIN "GOOSE" GONSOULIN

6-3 • 210 • BAYLOR

YEAR INDUCTED: 1984

YEARS WITH BRONCOS: 1960-66

**SAFETY**



23

Austin "Goose" Gonsoulin was one of the four original Ring of Fame inductees in 1984 and was recognized for his splendid play at safety for seven seasons. Gonsoulin was one of the original Broncos from the 1960 season and was one of three original Broncos still with the team at the start of his final year with the club in 1966. At the end of his Broncos career, he was the all-time American Football League leader in interceptions with 43 and still ranks second in club history in that category. His 11 pickoffs in 1960 as a rookie are still a Denver club record, and he shares the team and NFL record for interceptions in a game with four, a feat he accomplished on Sept. 18, 1960, at Buffalo. He also had three interceptions in a game against Kansas City on Oct. 11, 1964. Gonsoulin led the Broncos in interceptions four times in his career, including in consecutive seasons from 1962-63, and currently ranks fifth in club history with 542 career interception return yards. He was an All-AFL choice in 1960, '62 and '63 while also being named to the AFL All-Star Game from 1961-64 and in '66. His amazing durability and toughness enabled him to start 61 consecutive games at one point in his career. Gonsoulin played one season with San Francisco in 1967 after his Broncos career concluded. A native of Port Arthur, Texas, he was captain of his college team at Baylor University.



### GONSOULIN'S NFL CAREER RECORD

Games	Starts	Sacks	Int.	Yds.	Avg.	TD
108	N/A	N/A	46	551	12.0	2



## RANDY GRADISHAR

6-3 • 233 • OHIO STATE

YEAR INDUCTED: 1989


YEARS WITH BRONCOS: 1974-83

**LINEBACKER**



53

Randy Gradishar was the only Ring of Fame inductee in 1989 in recognition of his outstanding 10-year career (1974-83) at linebacker for the Broncos. He was among the 15 finalists for the Pro Football Hall of Fame balloting in 2003 and 2008 as well as one of the 25 semifinalists for the Class of 2004, 2005, 2006 and 2007. Gradishar earned seven Pro Bowl selections, a total that was the most by a Bronco at the end of his career (currently ties for fourth), and he is the Broncos' all-time leader in tackles with 2,049. He led the Broncos in tackles for a franchise-record nine consecutive years from 1975-83 and averaged 222 tackles per season during that stretch. His 286 tackles during the 1978 campaign still stand as the Broncos' single-season record. Selected by the Broncos in the first round (14th overall) of the 1974 NFL Draft, Gradishar never missed a game, playing in 145 in a row. He accounted for 33 turnovers (20 INTs, 13 FR) during his 10-year career, and that total tied for the fourth most by an NFL linebacker in that span. Voted the NFL Defensive Player of the Year in 1978 by AP, UPI, *Pro Football Weekly* and NEA (George Halas Award), Gradishar helped the Broncos to four playoff berths (1977-79, '83), two division titles (1977-78) and an appearance in Super Bowl XII during the 1977 season. His teammates also voted him defensive MVP in 1978 and '80. While at Ohio State, Gradishar was referred to by Head Coach Woody Hayes as "the best linebacker I ever coached at Ohio State." A three-year starter for the Buckeyes and a consensus All-American as a senior, Gradishar received Academic All-America honors in college. He was president of the Denver Broncos Youth Foundation from 1982-92 and was inducted into the College Football Hall of Fame in 1998.



### GRADISHAR'S NFL CAREER RECORD

Games	Starts	Tackles	Sacks	Int.	Yds.	Avg.	TD	Fum. Rec.	Fum. TD	Def. TD
145	134	2,049	19.5	20	335	16.8	3	13	1	4






## RICH JACKSON

6-3 • 255 • SOUTHERN

YEAR INDUCTED: 1984

YEARS WITH BRONCOS: 1967-72

**DEFENSIVE END**



1967-87

Rich Jackson was one of the four original Ring of Famers who were inducted in 1984 and was recognized for his six outstanding seasons with the Broncos from 1967-72. He was considered by many as the best defensive end in professional football during his prime. Known as "Tombstone," Jackson was the first Bronco to be named to the All-NFL first team in 1970. His 43 sacks as a Bronco were the most by any player in club history at the conclusion of his career. He entered the AFL in 1966 with Oakland, playing in five games, before spending the next six seasons with Denver after the Broncos acquired him in a trade. Jackson posted his career high in quarterback sacks in 1969 with 11 and had 10 sacks in both '68 and '70. He was voted All-AFL in 1968 and '69 in addition to starting in the 1970 Pro Bowl. He made the Pro Bowl again in 1971 despite playing in only seven games due to a knee injury that eventually forced him out of football. That season, he was graded by the Broncos' coaches as the team's most efficient tackler as he made the stop on 97 percent of his opportunities. Tabbed the Colorado Sports Hall of Fame Pro Athlete of the Year in 1970, Jackson played the first four games of the 1972 season with the Broncos before being traded to Cleveland for a 1973 third-round draft choice (Paul Howard). He played in each of the final 10 games for the Browns in 1972 during his final NFL season. He was a standout end at Southern University on both sides of the ball and also was the NAIA shot-put champion.



#### JACKSON'S NFL CAREER RECORD

Games	Starts	Sacks	Int.	Yds.	Avg.	TD
82	N/A	N/A	0	0	0.0	0



## TOM JACKSON

5-11 • 220 • LOUISVILLE

YEAR INDUCTED: 1992

YEARS WITH BRONCOS: 1973-86

**LINEBACKER**



1973-86

Tom Jackson was the only player inducted into the Denver Broncos Ring of Fame in 1992. "TJ" always was one of the most popular players among his teammates, who voted him most inspirational player six consecutive seasons (1981-86). Selected by the Broncos in the fourth round (88th overall) of the 1973 NFL Draft from the University of Louisville, Jackson finished his 14-year career (1973-86) having played the most games in Broncos history at 191 and currently stands fourth on that list. He also finished his career tied for second in games started by a Bronco with 177 (currently tied for fourth) and is one of only five Broncos to wear the Denver uniform for at least 14 seasons. Jackson, who started every possible game in a season seven times for his career, made three consecutive Pro Bowl appearances from 1977-79 and was named first-team All-Pro twice (1977-78). He also was named by his teammates as Denver's defensive MVP in 1974, '76 and '77. The linebacker helped the Broncos to six playoff berths (1977-79, '83-84, '86), four division titles (1977-78, '84, '86) and two Super Bowls (XII in 1977, XXI in '86). He was a key member of the 1977 squad that posted a 12-2 regular-season record en route to earning the franchise's first-ever playoff berth and advancing to Super Bowl XII against the Cowboys. Jackson is tied with fellow Ring of Famer Randy Gradishar for the most interceptions in Broncos history by a linebacker with 20, a career total that currently ties for the 10th highest by any player in club annals. His seven interceptions in 1976 mark the highest single-season total by a linebacker in Broncos history. Jackson finished among Denver's top five tacklers during 11 consecutive seasons from 1974-84 and recorded a career-high 169 stops in 1980. Upon his retirement following the 1986 season, he was fifth on the Broncos' all-time sack list with 44 and currently is 10th on that chart. Jackson joined the Broncos after a standout career at Louisville, where he was a three-time all-conference selection.



#### JACKSON'S NFL CAREER RECORD

Games	Starts	Sacks	Int.	Yds.	Avg.	TD
191	177	44.0	20	340	17.0	3



# CHARLEY JOHNSON

6-1 • 200 • NEW MEXICO STATE

YEAR INDUCTED: 1986

YEARS WITH BRONCOS: 1972-75

QUARTERBACK



12

Charley Johnson was one of three inductees into the Denver Broncos Ring of Fame in 1986 along with fellow quarterback Frank Tripucka and defensive end Paul Smith. Johnson came to Denver in 1972 from Houston in exchange for a third-round draft choice, and the trade at that time was regarded as the most important in franchise history. He quarterbacked the Broncos to their first winning season (7-5-2 in 1973), a landmark moment in the first 14 years of club annals. Johnson set a Broncos record for passing accuracy in 1974 by completing 55.7 percent of his attempts. He made the All-AFC team picked by UPI and *Pro Football Weekly* after the 1973 season while being chosen by his teammates as the Broncos' most valuable offensive player. Johnson once threw for 445 yards in a game (vs. Kansas City, 11/18/74), marking the second-highest single-game passing total in team history at the time, and recorded four 300-yard passing games for his career. He also threw a touchdown pass in 10 consecutive games from 1973-74. He finished his Broncos career with 7,238 passing yards, which currently rank ninth in team history, and 52 touchdown passes, which currently rank seventh in club annals. He had a 20-18-3 (.524) record as a starter with Denver and averaged an impressive 7.46 yards per pass attempt. A draft choice of the St. Louis Cardinals, Johnson played his first professional season with that club in 1961 and set many passing records during nine years with the team. He was traded to Houston before the 1970 season and was with the Oilers for two years before joining the Broncos. Johnson was a star quarterback at New Mexico State University, where he led his team to two Sun Bowl titles.



### JOHNSON'S NFL CAREER RECORD

Games	Starts	Att.	Comp.	Yards	Pct.	TD	INT	LG	Rtg.
165	124	3,392	1,737	24,410	51.2	170	181	90t	69.2



# FLOYD LITTLE

5-10 • 196 • SYRACUSE

YEAR INDUCTED: 1984


YEARS WITH BRONCOS: 1967-75

RUNNING BACK




44

Floyd Little, named to the Pro Football Hall of Fame Class of 2010, was one of the four original Denver Broncos Ring of Fame inductees from 1984 and joins John Elway and Frank Tripucka as one of three Broncos whose jersey number is retired. A first-round (sixth overall) draft choice of the Broncos in 1967 from Syracuse University, Little was the first No. 1 draft pick ever signed by the Broncos and was widely regarded as "The Franchise" for much of his nine-year career in which he established himself as Denver's first serious threat at running back. A Pro Bowl participant from 1970-71 and in '73, Little twice played in the AFL All-Star Game (1968-69) and was named the Colorado Sports Hall of Fame Pro Athlete of the Year in 1972. He finished his Broncos career ranked No. 1 on the franchise's all-time list for rushing attempts (1,641), rushing yards (6,323) and rushing touchdowns (43), and he now ranks second in each behind Terrell Davis. Among professional football players from 1967-75, only O.J. Simpson totaled more rushing yards than Little, who also posted the fourth-most rushing scores in football during that time. He led Denver in rushing for seven consecutive seasons from 1967-73, marking the longest such streak in club history, and at the time of his retirement ranked seventh in NFL annals in career rushing yards. In 1971, Little led the NFL in rushing with a career-best 1,133 yards after capturing the AFC rushing crown a year earlier with 901 yards in 1970. He set a Broncos career record with 54 total touchdowns (43 rush, 9 rec., 2 ret.) that currently rank fourth on their all-time list while finishing his career third on their all-time scoring list with 324 points (currently 10th). He also set a team record with 12,173 career all-purpose yards, a mark that stood until Rod Smith passed him in 2006, and finished his career as the Broncos' all-time leader in career kickoff return yards (2,523—currently second). A three-time All-American at Syracuse, Little followed in the footsteps of Jim Brown and Ernie Davis as a superstar tailback for the Orangemen. He shattered most of the records set by his predecessors, rushing for 2,704 yards, totaling 582 receiving yards, returning punts for 845 yards and kickoffs for 797 yards, and recording 19 passing yards—for a total of 4,947 yards.



### LITTLE'S NFL CAREER RECORD

		RUSHING						RECEIVING						KICK RETURNS					
Games	Starts	No.	Yds.	Avg.	LG	TD	No.	Yds.	Avg.	LG	TD	No.	Yds.	Avg.	LG	TD			
117	93	1,641	6,323	3.9	80t	43	215	2,418	11.2	74	9	104	2,523	24.3	89	0			



## JOHN LYNCH

6-2 • 220 • STANFORD

YEAR INDUCTED: 2016

YEARS WITH BRONCOS: 2004-07

**SAFETY**



John Lynch played four seasons (2004-07) with the Broncos and was named to the Pro Bowl in each season he played for the franchise. He joins safety Steve Atwater (7), tight end Shannon Sharpe (7), cornerback Champ Bailey (4), center Tom Nalen (4) and defensive lineman Trevor Pryce (4) as the only players in team history to make four consecutive Pro Bowls (he shares with Bailey the distinction of being the only two players in Broncos history to make the Pro Bowl in each of their first four years with the club). A finalist for the Pro Football Hall of Fame in each of the last three years, Lynch was selected to nine total Pro Bowls (4 with Denver; 5 with Tampa Bay), trailing only Hall of Famer Ken Houston (10) among safeties in league history. Lynch helped Denver's defense rank No. 8 overall in total defense from 2004-07 while producing 304 tackles (215 solo), seven sacks, three interceptions, 26 passes defended, nine forced fumbles and one fumble recovery. He joined Brian Dawkins as the only NFL safeties during that span to post seven sacks and nine forced fumbles. After setting a career high with 10 passes defended in his first year with the Broncos in 2004, Lynch established personal bests with four sacks and four forced fumbles in 2005 to become the first safety since Rod Woodson in 1992 to reach those totals in a single season. Denver's defense in 2005 allowed the fewest points per game (16.1) by the franchise in 14 years, helping the team to a 13-3 record and an AFC West Division title. Lynch came to the Broncos after 11 seasons in Tampa Bay, where he was a four-time Associated Press All-Pro selection (1999-2002) and helped the franchise to a victory in Super Bowl XXXVII. He will be inducted into the Buccaneers' Ring of Honor this year. Lynch was selected by Tampa Bay in the third round (82nd overall) of the 1993 NFL Draft from Stanford University, where he received first-team All-Pacific-10 Conference honors as a senior. He attended Torrey Pines High School in Del Mar, Calif., and was born on Sept. 25, 1971.



### LYNCH'S NFL CAREER RECORD

Games	Starts	Sacks	Int.	Yds.	FF	FR
224	191	13.0	26	204	15	9



## KARL MECKLENBURG

6-3 • 240 • MINNESOTA

YEAR INDUCTED: 2001

YEARS WITH BRONCOS: 1983-94

**LINEBACKER**



Karl Mecklenburg joined the Denver Broncos Ring of Fame in 2001 after establishing himself as one of the most outstanding defensive players in franchise history during his 12-year career from 1983-94. Mecklenburg overcame long odds to achieve greatness after being drafted by the Broncos in the 12th round from the University of Minnesota in 1983—the 310th player chosen. After playing defensive end during his first professional season, Mecklenburg was converted to linebacker in 1984. He became a starter by his third season in 1985 and went on to start 141 career games, a total that includes all 16 games in a year during five different campaigns. His 180 career games played with Denver placed him fifth on the club's all-time list at the end of his tenure with the team (currently ninth). Mecklenburg was voted to play in six Pro Bowls (1985-87, '89, '91, '93), a total that ties for the fifth highest by a player in team history. He was named All-AFC and All-NFL four times (1985-87, '89) and was tabbed the 1986 AFC Player of the Year by *Football News*. Mecklenburg helped Denver to seven postseason appearances (1983-84, '86-87, '89, '91, '93), five division titles (1984, '86-87, '89, '91) and three Super Bowl berths (XXI in 1986, XXII in '87, XXIV in '89). He finished his career with 1,145 tackles (787 solo) as well as a franchise-record 79 sacks. Mecklenburg's career high of 13 sacks came in 1985 and (then a franchise single-season record), and he posted eight seasons with at least seven sacks. He recorded 11 multiple-sack games and is the only player in team annals to record four sacks in a game twice in his career. Mecklenburg posted 100 tackles in a season six times, including a career and team-high 143 stops in 1989. Mecklenburg began his collegiate career at Augustana (S.D.) College before transferring to Minnesota, where he earned second-team All-Big Ten honors as a senior in 1982.



### MECKLENBURG'S NFL CAREER RECORD

Games	Starts	Solo	Assist	Total	Sacks	Int.	Yds.	Avg.	TD
180	141	787	358	1,145	79.0	5	128	25.6	0





## GENE MINGO

6-2 • 216 • UNITED STATES NAVY

YEAR INDUCTED: 2014

YEARS WITH BRONCOS: 1960-64

**HALFBACK/KICKER**



21

Gene Mingo, who played five seasons with the club (1960-64), was one of three inductees into the Ring of Fame in 2014, becoming the fourth "original Bronco" to receive the honor. During the first four seasons (1960-63) in Broncos history, Mingo ranked third in professional football with 375 total points, trailing only Pro Football Hall of Fame running back Paul Hornung (396 pts.) and Patriots Hall of Fame wide receiver/kicker Gino Cappelletti (448 pts.). He led the American Football League in scoring on two occasions—producing 123 points (6 TDs, 18 FGs, 33 PATs) in Denver's inaugural 1960 season and 137 points (4 TDs, 27 FGs, 32 PATs) as an AFL All-Star selection in 1962. A multi-talented weapon during the formative years of the franchise, Mingo appeared in 59 career games for the Broncos and totaled 185 rushes for 777 yards (4.2 avg.) with eight touchdowns on the ground and 47 catches for 399 yards (8.5 avg.) with three touchdowns through the air. He also completed 6-of-18 passes for 200 yards with two touchdowns and one interception. On special teams, he connected on 72-of-119 field goals (60.5%) and 111-of-116 extra points (95.7%) for the Broncos and returned 18 punts for 214 yards (11.9 avg.) with one touchdown along with 34 kickoffs for 742 yards (21.8 avg.). He returned a punt 76 yards for a touchdown in the first regular-season AFL game—a 13-10 Broncos victory against the Boston Patriots on Sept. 9, 1960. Mingo later served as an honorary captain for Denver's "Legacy Game" against the Patriots on Oct. 11, 2009, commemorating the franchise's 50th season. A pioneer as the first African-American placekicker in professional football history, Mingo finished his career playing in a combined 71 games for Oakland (1964-65), Miami (1966-67), Washington (1967) and Pittsburgh (1969-70).



### MINGO'S NFL CAREER RECORD

RUSHING							PUNT RETURNS					KICKING			
Games	Starts	No.	Yds.	Avg.	LG	TD	No.	Yds.	Avg.	LG	TD	No.-Att.	Pct.	LG	Pts.
130	N/A	185	777	4.2	82	8	18	214	11.9	76	1	112-219	51.1	53	551



## CRAIG MORTON

6-4 • 214 • CALIFORNIA

YEAR INDUCTED: 1988

YEARS WITH BRONCOS: 1977-82

**QUARTERBACK**



7

Craig Morton was one of three Broncos Ring of Fame inductees in 1988 along with fellow teammates Haven Moses and Jim Turner. Morton, who joined the Broncos from the New York Giants in a 1977 trade, was Denver's starting quarterback for most of the period from 1977-82 and led the team to its first postseason and Super Bowl berth (XII vs. Dallas) in 1977 when he guided the Broncos to a 12-2 regular-season record and home playoff wins against Pittsburgh and Oakland that year. Morton, who played for the Cowboys from 1965-74, earned a variety of awards for his performance in 1977, including AFC Most Valuable Player honors after ranking fourth in the league in passer rating (82.0). During his career with Denver, he led the team to two division titles (1977-78) and three playoff berths (1977-79). Morton finished his Broncos career ranked first in passing yards (11,895 - currently third), touchdown passes (74 - currently third), pass attempts (1,594 - currently fifth), completions (907 - currently fifth) and total offense (12,155 - currently fourth). His 41 career regular-season wins as the Broncos' starting quarterback mark the second-highest total in club history, and his .641 winning percentage as Denver's signal caller (41-23) is the fourth best in franchise annals. In 1981, the quarterback led the NFL with an 8.50 yards per attempt average, a figure that stands as the highest single-season total in Broncos history, and threw for a career-high 3,195 yards. Morton once completed 16 consecutive passes in a game and had a streak of nine consecutive games with a touchdown pass. He was a consensus All-American at the University of California, where he also starred in baseball.



### MORTON'S NFL CAREER RECORD

Games	Starts	Att.	Comp.	Yards	Pct.	TD	INT	LG	Rtg.
203	144	3,786	2,053	27,908	54.2	183	187	95t	73.5



## HAVEN MOSES

6-2 • 208 • SAN DIEGO STATE

YEAR INDUCTED: 1988

YEARS WITH BRONCOS: 1972-81

**WIDE RECEIVER**



25

Haven Moses was inducted into the Denver Broncos Ring of Fame in 1988 as part of a three-member class that included quarterback Craig Morton and kicker Jim Turner. Moses played 10 seasons for the Broncos from 1972-81 as one of their primary wide receivers after joining the team from Buffalo, where he played his first four professional seasons. He finished his Broncos career ranked third in receptions (302 - currently 10th) and receiving yards (5,450 - currently eighth) while tying for first in receiving touchdowns with 44 (currently tied for fourth). His yards-per-reception average for his Denver career was 18.0, which marks the highest career mark in franchise history, and he averaged more than 19 yards per catch in three consecutive seasons from 1976-78. Moses, who helped Denver to three playoff berths (1977-79), two division titles (1977-78) and its first-ever Super Bowl berth (XII vs. Dallas during the 1977 season), was a key member of the first winning season in Broncos history in 1973 (7-5-2) when he caught a career-high eight touchdown passes to earn Pro Bowl honors. In 1979, he had career bests in receptions (54) and receiving yards (943). Moses was a two-year letterman and an All-American as a wide receiver and defensive back at San Diego State University.



### MOSES' NFL CAREER RECORD

Games	Starts	Rec.	Yds.	Avg.	LG	TD
199	N/A	448	8,091	18.1	76t	56



## TOM NALEN

6-3 • 286 • BOSTON COLLEGE

YEAR INDUCTED: 2013

YEARS WITH BRONCOS: 1994-2008

**CENTER**




66

Tom Nalen was elected into the Denver Broncos Ring of Fame in 2013. He played center for the Broncos for 14 seasons (1994-2007), anchoring an offensive line that was the standard among NFL units during that span. He saw action in the third-most regular-season games (194) in franchise history, and his 188 starts are second only to quarterback John Elway in Denver's record books. The 11 single-season 1,000-yard rushers and 93 single-game 100-yard rushers he blocked for as the team's starting center (1995-2007) represented the most by an NFL club during that time and the Broncos' 395 sacks allowed in that span were the third fewest in the league. Originally drafted by Denver in the seventh round (218th overall) in 1994, Nalen went on to make five Pro Bowls (1997-2000, '03)—the most by an offensive lineman in Broncos history—in addition to being named an Associated Press All-Pro selection three times (First Team – 2000 '03; Second Team – 1999) and the NFL's Offensive Lineman of the Year following the 2003 season. He was a member of Denver's back-to-back Super Bowl champion teams from 1997-98 and his 13 career postseason starts are tied for the third-highest total in team history. In addition to being a part of seven playoff teams, three division winners, Nalen's offenses finished ranked in the Top 5 in total yards on eight occasions. He blocked for 1997 MFL MVP Terrell Davis' memorable 2,000-yard campaign in 1998 and helped pave the way for NFL Offensive Rookie of the Year performances by running backs Mike Anderson (2000) and Clinton Portis (2002). Nalen was a three-year starter at Boston College, where he earned numerous honors, including third-team AP All-America, second-team All-Big East Conference and first-team ECAC recognition.



### NALEN'S NFL CAREER RECORD

Games	Starts
194	188




## GERALD PHIPPS


YEAR INDUCTED: 1985

YEARS WITH BRONCOS: 1961-81

**OWNER**



Gerald H. Phipps became the first non-player to be inducted into the Denver Broncos Ring of Fame in 1985. Under the guidance of Phipps and his brother Allan, the Broncos rose from their less than auspicious beginnings to the top of the American Football Conference after Phipps purchased the club on Feb. 15, 1965. In 1977, the Broncos posted a 12-2 regular-season record and advanced to the playoffs for the first time in franchise history en route to claiming their first-ever AFC Championship and appearing in their first Super Bowl (XII vs. Dallas). Denver won the AFC West title in 1977 and '78 with Phipps as owner, and the club made three consecutive playoff appearances (1977-79). Under Phipps, the Broncos ultimately rose to a position as one of the NFL's most stable franchises after recording the first winning season in club history under his direction in 1973 (7-5-2 record). With the success of the Broncos, the doors were opened for major league teams from other sports to grab a piece of the Denver sports pie. Following the takeover by the Phipps brothers, Denver Broncos season ticket sales improved from 8,002 in 1964 to 22,905 in 1965. Broncos season tickets were sold out for every season under Phipps from 1970-81 and grew to 73,380 in 1981. Denver's home attendance grew to 598,224 in his final year overseeing the club in 1981. Before purchasing the Broncos, Phipps was the president of the Gerald H. Phipps Inc. Construction Company, which he continued to operate. Phipps was born March 4, 1915, in Denver. Mr. Phipps passed away on Aug. 6, 1993.





## DAN REEVES

YEAR INDUCTED: 2014

YEARS WITH BRONCOS: 1981-92

**HEAD COACH**



Dan Reeves became the first head coach to be elected to the Denver Broncos Ring of Fame when he was chosen along with Gene Mingo and Rick Upchurch in 2014. Reeves coached the Broncos from 1981-92 and compiled a 110-73-1 (.600) record in his 12 seasons while leading the team to a franchise-best five division titles (1984, '86-'87, '89, '91) and three Super Bowl appearances (1986-87, '89). His 110 regular-season wins and seven playoff victories each rank second in Broncos history behind former Head Coach Mike Shanahan (138 reg. season/8 postseason). Hired by the Broncos on March 10, 1981, Reeves made six postseason appearances with Denver and finished with a losing record on just two occasions—one of which was the strike-shortened 1982 season. The pinnacle of his coaching career with the Broncos came in the late 1980s when he led the Broncos to the Super Bowl three times in a four-year span (1986-87, '89). Including his NFL tenure as a player with Dallas (1965-72) and coaching stops with the Cowboys (1972, '74-80), New York Giants (1993-96) and Atlanta Falcons (1997-2003), Reeves owns the distinction of participating in more Super Bowls (9) than any individual in NFL history. His most recent championship appearance was during the 1998 season when he led the Falcons to Super Bowl XXXIII against the Broncos to become just the third head coach at the time to lead multiple teams to the Super Bowl. In 23 seasons as an NFL head coach, including his 12 years with Denver, Reeves posted a 190-165-2 (.535) regular-season record and an 11-9 (.550) postseason mark. His 190 regular-season wins and 201 overall victories each rank ninth in league history while his four Super Bowl appearances are tied for fourth in league annals among head coaches. A quarterback at the University of South Carolina, Reeves signed with the Cowboys in 1965 and totaled 535 rushes for 1,990 yards (3.7 avg.) and 25 touchdowns as a running back during his eight-year professional playing career.







## SHANNON SHARPE

6-2 • 228 • SAVANNAH STATE

YEAR INDUCTED: 2009

YEARS WITH BRONCOS: 1990-99, 2002-03

**TIGHT END**



84

Shannon Sharpe was elected as the 22nd member of the Denver Broncos Ring of Fame on May 12, 2009, after 12 record-setting seasons with the club from 1990-99 and 2002-03. A Pro Football Hall of Fame inductee in 2011, Sharpe tied a Broncos record with seven consecutive Pro Bowl selections from 1992-98 while becoming the NFL's all-time leader in receptions, receiving yards and receiving touchdowns by a tight end (currently third in each category). A key member of the Broncos' back-to-back Super Bowl championship teams from 1997-98, Sharpe also was a four-time first-team All-Pro selection by the Associated Press as a Bronco. In 172 career regular-season games (139 starts) with Denver, he registered the second-most receptions (675), receiving yards (8,439) and receiving touchdowns (55) by a player in club annals, trailing only wide receiver Rod Smith. He also played two seasons with Baltimore from 2000-01, earning the third Super Bowl ring of his career during the 2000 campaign and his eighth trip to the Pro Bowl in 2001 with the Ravens. For his 14-year NFL career, Sharpe played 204 regular-season games (169 starts) and had 815 receptions for 10,060 yards (12.3 avg.) with 62 touchdowns. Sharpe owns more receptions, receiving yards, receiving touchdowns, Super Bowl wins and Pro Bowl selections than any of the other seven tight ends enshrined in the Pro Football Hall of Fame. Selected by the Broncos in the seventh round (192nd overall) of the 1990 NFL Draft from Savannah State University, Sharpe was named the first-team tight end on the NFL 1990s All-Decade Team as chosen by the Hall of Fame Selection Committee members.



### SHARPE'S NFL CAREER RECORD

Games	Starts	Rec.	Yds.	Avg.	LG	TD
204	169	815	10,060	12.3	82t	62



## DENNIS SMITH

6-3 • 200 • SOUTHERN CALIFORNIA

YEAR INDUCTED: 2001

YEARS WITH BRONCOS: 1981-94

**SAFETY**



49

Dennis Smith was inducted into the Denver Broncos Ring of Fame in 2001, honoring his stellar 14-year career with the club during which he established himself as one of the most feared safeties in the NFL. A ferocious hitter, Smith was voted to six Pro Bowls (1985-86, '89-91, '93) that tie for the sixth most by a player in Broncos history. The four-time All-NFL choice (1985-86, '89, '93) was a key part of seven playoff teams, five division champions and three Super Bowl teams (XXI in 1986, XXII in '87, XXIV in '89) with Denver. Selected by the Broncos in the first round (15th overall) of the 1981 NFL Draft from the University of Southern California, Smith finished his career ranked third all time in games played (184) by a Bronco and fifth in games started (170). He currently ranks sixth in club annals in both categories. The safety also is one of just four players in the history of the Broncos to play at least 14 seasons with the club. Smith's 30 career interceptions and 431 career interception return yards both were the fifth-highest totals at the time of his retirement (currently ranked seventh and sixth, respectively). Smith's career totals also include 1,171 tackles (794 solo) and 15 sacks. He posted a career-high five sacks in 1983, a career-best five interceptions in '91 and a career-high 120 tackles in '92. For his career, Smith recorded five seasons with at least 100 tackles. He was a consensus All-America choice in 1980 as a senior at USC, where he lettered four times in football and three times in track.



### SMITH'S NFL CAREER RECORD

Games	Starts	Solo	Assist	Total	Sacks	Int.	Yds.	Avg.	TD	Fum. Rec.	Fum TD	Def. TD
184	170	794	377	1,171	15.0	30	431	14.4	0	17	1	1



## PAUL SMITH

6-3 • 256 • NEW MEXICO

YEAR INDUCTED: 1986

YEARS WITH BRONCOS: 1968-78

**DEFENSIVE TACKLE**



# 70

Paul Smith was inducted into the Denver Broncos Ring of Fame in 1986 along with quarterbacks Frank Tripucka and Charley Johnson. The defensive tackle recorded 55.5 sacks with the Broncos from 1968-78, finishing his 11-year career in Denver ranked second in that category (currently seventh). He posted 10.5 sacks in 1972 and 11 sacks in '73, propelling him to back-to-back Pro Bowl selections, while registering a career-high 12 sacks during the '71 campaign. Smith did not miss a game for five consecutive seasons from 1969-73, appearing in all 70 contests during that period. He saw action in 12 games during the 1977 campaign, a season in which the AFC West-champion Broncos reached the playoffs for the first time in club history and played in Super Bowl XII against the Cowboys. Smith was one of the team's defensive leaders during the years when Denver was building the foundation for defensive excellence with the famed "Orange Crush." His head coach, John Ralston, once said that Smith was "the finest defensive tackle in pro football," and the lineman was known for being one of the quickest defensive tackles in the NFL. Smith's 11-year career was the longest in Broncos annals until he was surpassed by fellow Ring of Famer Billy Thompson. He was the first 10-year man in Broncos history after joining the club as a ninth-round selection (222nd overall) in the 1968 NFL Draft from the University of New Mexico. Smith finished his professional career by playing two seasons with Washington from 1979-80. Smith passed away on March 14, 2000.



#### SMITH'S NFL CAREER RECORD

Games	Starts	Sacks	Int.	Yds.	Avg.	TD
164	N/A	N/A	2	14	7.0	0



## ROD SMITH

6-0 • 205 • MISSOURI SOUTHERN

YEAR INDUCTED: 2012

YEARS WITH BRONCOS: 1994-2007

**WIDE RECEIVER**



# 80

Rod Smith, the franchise's all-time leading receiver, was elected to the Denver Broncos Ring of Fame in 2012. A three-time Pro Bowl selection (2000-01, '05), Smith played 183 regular-season games (158 starts) over 12 seasons while setting club records for receptions (849), receiving yards (11,389) and receiving touchdowns (68). He also established the team's career postseason receiving marks with 49 catches for 860 yards and six touchdowns in 13 playoff games, including Denver's back-to-back Super Bowl championships following the 1997 and '98 seasons. Originally signed by the Broncos as a college free agent from Division II Missouri Southern University in 1994, Smith spent his rookie season on Denver's practice squad. His first NFL reception came against the Washington Redskins on Sept. 17, 1995, on a 43-yard catch from quarterback John Elway as time expired to give the Broncos a dramatic 38-31 victory. Smith eclipsed the 1,000-yard receiving mark in six consecutive seasons from 1997-2002 and in a club-record eight seasons overall (also from 2004-05). His produced a franchise-best 30 100-yard receiving games in the regular season, including in a career-high eight contests during the 2000 season. Following his final game as a Bronco at the conclusion of the 2006 regular season, Smith was ranked 11th in NFL history in career receptions (849), 17th in career receiving yards (11,389) and tied for 30th in career receiving touchdowns (68). His string of posting 70 or more catches for nine consecutive seasons (1997-2005) tied for the second-longest streak in NFL history, and his career receiving yardage total still leads all undrafted players in league annals.



#### SMITH'S NFL CAREER RECORD

Games	Starts	Rec.	Yds.	Avg.	LG	TD
183	158	849	11,389	13.4	85t	68



# LIONEL TAYLOR

6-2 • 215 • NEW MEXICO HIGHLANDS

YEAR INDUCTED: 1984

YEARS WITH BRONCOS: 1960-66

END



87

Lionel Taylor, one of the "original Broncos," was one of the initial Ring of Famers after being inducted with the inaugural class in 1984. He finished his seven-year Broncos career (1960-66) as the franchise's all-time leader in receptions (543) and receiving yards (6,872), records he held until 1999 when he was eclipsed by Shannon Sharpe and most recently by Rod Smith. In addition, he set a Broncos record for career touchdown receptions with 44, a mark that now ties for the fourth highest in team history. He caught 92 passes for 1,235 yards (13.4 avg.) with 12 touchdowns in Denver's inaugural 1960 campaign, and his reception total that year stands as the eighth best by a second-year player in NFL history. Taylor followed his impressive 1960 campaign with 100 receptions (1,176 yds.) in 1961 that stood as the franchise record until 2000 and currently tie for eighth on its single-season chart. Regarded by many as the possessor of the best hands in pro football, Taylor led the AFL in receiving for five of the league's first six years of existence. He never caught fewer than 76 passes in a season over those first six years, averaging 84.7 catches from 1960-65 for the highest six-year total in football history at that time. He totaled AFL/NFL bests in receptions (508) while ranking third in receiving yards (6,424) and tying for eighth in touchdown receptions (43) from 1960-65. A three-time All-AFL selection (1960-61, '65) who played in the league all-star game in 1962, Taylor attended New Mexico Highlands University. He entered the NFL with Chicago in 1959 and played for the Bears as a linebacker for one season before joining the Broncos in 1960. He finished his professional career playing two seasons with Houston from 1967-68.



## TAYLOR'S NFL CAREER RECORD

Games	Starts	Rec.	Yds.	Avg.	LG	TD
121	N/A	567	7,195	12.7	80t	45



# BILLY THOMPSON

6-2 • 201 • MARYLAND STATE

YEAR INDUCTED: 1987

YEARS WITH BRONCOS: 1969-81

SAFETY




36

Billy Thompson, regarded by many as one of the best defensive backs in Denver Broncos history, was the only Ring of Fame inductee in 1987. A third-round draft choice (61st overall) by the Broncos in 1969, Thompson was the first player in team history to play 13 seasons with Denver (1969-81) with that total tying for the sixth highest in franchise annals. A team captain for many years, Thompson finished his career with more starts (178) and games played (179) than any player in Broncos history and currently ranks third and 10th, respectively, in those categories. The safety also had the longest consecutive start and games played streaks (156 games) in Broncos history at the time of his retirement, marks that currently rank first and third, respectively, in club annals. Thompson was a three-time Pro Bowl selection (1977-78, '81) who earned All-NFL honors twice (1977-78) while establishing himself as one of the game's top ballhawks, finishing his career with a club-record 61 takeaways (40 INTs/21 FUM) as a member of teams that reached the playoffs three times (1977-79), won two division titles (1977-78) and appeared in one Super Bowl (XII in 1977). His 40 career interceptions are the third most by a Bronco in team history, and Thompson stands atop the Broncos' career interception return yardage list with 784 for a 19.6-yard average that is the second best in club history. The safety scored seven defensive touchdowns for his career, reaching the end zone three times on interception returns and four times on fumble recoveries. His three interception return touchdowns tie for the third-highest total in Broncos annals while his four fumble recovery touchdowns stood as the NFL's career record for many years and currently tie for third in league history. As a rookie in 1969, Thompson became the first player in pro football history to lead his league in both kickoff (28.5 avg.) and punt return (11.5 avg.) average in the same season. He finished his career with the second-most punt return yards (1,814), seventh-best punt return average (11.6) and third-best kickoff return average (25.1) in Broncos history. Thompson enjoyed a brilliant career at Maryland State (now Maryland-Eastern Shore), earning All-CIAA honors three times as a defensive back and being named team MVP as a senior. He also twice earned NAIA All-America honors and made All-CIAA three times in baseball as a centerfielder.



## THOMPSON'S NFL CAREER RECORD

Games	Starts	Sacks	Int.	Yds.	Avg.	TD	Fum. Rec.	Fum TD	Def. TD
179	178	4.0	40	784	19.6	3	21	4	7




## FRANK TRIPUCKA

6-2 • 192 • **NOTRE DAME**

**YEAR INDUCTED: 1986**

**YEARS WITH BRONCOS: 1960-63**

**QUARTERBACK**



# 18

Frank Tripucka, who joined the Denver Broncos Ring of Fame in 1986, is one of the "original Broncos," playing for the team from 1960-63. Tripucka led the Broncos to their first-ever .500 season in 1962 (7-7) and represented half of the Tripucka-to-Lionel Taylor passing combination as the duo (both Ring of Famers) went on to set various records together. Tripucka, who joins John Elway and Floyd Little as one of three Broncos whose jersey number is retired, recorded his best statistical season in 1960 when he completed 248-of-478 passes (51.9%) for 3,038 yards with 24 touchdowns. His 3,038 passing yards led the AFL that year while his 24 touchdown passes tied for the second-highest total in the league. The signal-caller was selected to play in the AFL All-Star Game following a 1962 season in which he threw for 2,917 yards to lead Denver to a 7-7 record and a second-place finish in the AFL West. Tripucka's 7,645 passing yards and 51 touchdown passes from 1960-62 marked the second-highest totals in the AFL during those three seasons. Tripucka currently ranks eighth in Broncos history in career passing yards (7,676), sixth in pass attempts (1,277), eighth in completions (662) and eighth in touchdown passes (51). His 447 passing yards against Buffalo (9/15/62) stood as the Broncos' single-game record until 2000 and currently tie for sixth in club annals. A former star at Notre Dame, Tripucka joined the Broncos after playing for Detroit (1949), the Chicago Cardinals (1950-52) and the Dallas Texans (1952).



#### TRIPUCKA'S NFL CAREER RECORD

Games	Starts	Att.	Comp.	Yards	Pct.	TD	INT	LG	Rtg.
75	N/A	1,745	879	10,282	50.4	69	124	96t	52.2



## JIM TURNER

6-2 • 205 • **UTAH STATE**

**YEAR INDUCTED: 1988**

**YEARS WITH BRONCOS: 1971-79**

**KICKER**



# 15

Jim Turner, a 1988 inductee into the Denver Broncos Ring of Fame, ranks as one of the most prolific kickers of all time in professional football. He never missed a game as a pro and finished with a streak of 228 consecutive appearances, including 130 in nine seasons (1971-79) with the Broncos, for whom he scored 742 points to establish himself as Denver's all-time scoring leader until Jason Elam passed his mark in 1999. Turner also ranks behind only Elam in Broncos history in career field goals made (151) and extra points made (283). Turner's 151 field goals made with Denver from 1971-79 marked the fourth-highest total in the NFL during that period while his 742 points scored were the fifth most in the league over that span. In 1977, Turner helped Denver post a 12-2 regular-season record to earn the franchise's first-ever playoff appearance en route to advancing to Super Bowl XII against Dallas. Turner was a key part of Broncos squads that earned a total of three playoff appearances (1977-79) and two division titles (1977-78). Named the Broncos' special teams MVP in 1975, Turner joined Denver in 1971 after the club acquired him in a trade from the New York Jets. He played seven seasons for the Jets (1964-70), helping lead the club to a victory in Super Bowl III against Baltimore. At the time of his retirement, Turner ranked second in NFL career scoring with 1,439 points (currently 23rd) as well as second in field goals with 304 (currently tied for 24th). Turner kicked 521 career extra points (currently 21st in NFL history) and was the fourth player to ever reach the 500 mark. Before entering the NFL, Turner was a three-time letterman as a quarterback at Utah State University in the early 1960s.



#### TURNER'S NFL CAREER RECORD

PAT CONVERSIONS			FIELD GOALS			
Games	No.-Att.	Pct.	No.-Att.	Pct.	LG	Pts.
228	521-543	95.9	304-488	62.3	53	1,439





## RICK UPCHURCH

5-10 • 175 • MINNESOTA

YEAR INDUCTED: 2014

YEARS WITH BRONCOS: 1975-83

**WIDE RECEIVER/RETURNER**



Rick Upchurch joined Gene Mingo and Dan Reeves as Denver Broncos Ring of Fame inductees in 2014. Upchurch, who spent his entire nine-year NFL career (1975-83) with the Broncos, made four Pro Bowls (1976, '78-79, '82) and five Associated Press All-Pro teams (1976-79, '82) as a returner. He was named a first-team 1970s NFL All-Decade choice by the Pro Football Hall of Fame Selection Committee in addition to earning second-team 1980s NFL All-Decade honors as a kick returner. Upchurch is the only player in Broncos history to make multiple all-decade teams with the franchise. His career totals include 267 receptions for 4,369 yards (16.4 avg.) with 24 touchdowns, 49 rushes for 349 yards (7.1 avg.) with three scores, 248 punt returns for 3,008 yards (12.1 avg.) with eight touchdowns as well as 95 kickoff returns for 2,355 yards (24.8 avg.). Upchurch's eight career punt return scores tied Pro Football Hall of Fame safety Jack Christiansen for the most in NFL history at the time of his retirement and currently rank first in franchise annals. In 1976, he led the NFL with a 13.7-yard punt return average and four punt return scores. His four touchdowns on punt returns tied an NFL record which still hasn't been broken. He finished first in the league in punt return average (16.1) and punt return touchdowns (2) again in 1982. His best offensive season came in 1979 when he paced the Broncos with 64 receptions for 937 yards (14.6 avg.) with seven touchdowns. His 937 yards marked the sixth-highest single-season total in franchise history at the time and his seven receiving scores tied for sixth. Selected by the Broncos in the fourth round (95th overall) of the 1975 NFL Draft from the University of Minnesota, Upchurch was a 2003 inductee into the Colorado Sports Hall of Fame. He was born on May 20, 1952, in Toledo, Ohio.



### UPCHURCH'S NFL CAREER RECORD

Games	Starts	RECEIVING					PUNT RETURNS				
		No.	Yds.	Avg.	LG	TD	No.	Yds.	Avg.	LG	TD
119	N/A	267	4,369	16.4	90t	24	248	3,008	12.1	922	8



## LOUIS WRIGHT

6-2 • 200 • SAN JOSE STATE

YEAR INDUCTED: 1993

YEARS WITH BRONCOS: 1975-86

**CORNERBACK**



Louis Wright was named to the Denver Broncos Ring of Fame in 1993 following an electrifying 12-year career (1975-86) with the club as a cornerback. Selected by the Broncos in the first round (17th overall) of the 1975 NFL Draft from San Jose State University, Wright was a five-time Pro Bowl choice (1977-79, '83, '85) and is one of nine players in franchise history to be selected to at least five Pro Bowls. He was named All-NFL by *The Sporting News*, *Pro Football Weekly* and the NEA in 1977, a year in which he was a key member of Denver's 12-2 team that became the first in franchise history to make the playoffs en route to reaching Super Bowl XII against Dallas. For his career, Wright helped the Broncos earn six playoff berths (1977-79, '83-84, '86), four division titles (1977-78, '84, '86) and two Super Bowl appearances (XII in '77 and XXI in '86). He received All-AFC honors from UPI in 1985 after posting five interceptions that year while his teammates voted him Denver's MVP on defense following both the 1982 and '84 seasons. Wright played 166 career games as a Bronco, including 163 starts that ranked fourth in club history at the time of his retirement and currently stand eighth. The defensive back played every game in a season eight times, including the 1983 campaign in which he recorded a career and team-high six interceptions. Wright's 26 career interceptions rank eighth in club history while his 360 career interception return yards are eighth on Denver's all-time list. He recovered 11 fumbles for his career and scored twice on fumble recoveries for touchdowns. At San Jose State, Wright was a two-time letterwinner as a defensive back. He also won two letters in track and once ran the 100 meters in 9.6 seconds.



### WRIGHT'S NFL CAREER RECORD

Games	Starts	Sacks	Int.	Yds.	Avg.	TD	Fum. Rec.	Fum TD	Tot. TD
166	163	3.0	26	360	13.8	1	11	2	4



**GARY ZIMMERMAN**

6-6 • 294 • OREGON

**YEAR INDUCTED: 2003**

**YEARS WITH BRONCOS: 1993-97**

**TACKLE**



65

Gary Zimmerman, named to the Pro Football Hall of Fame Class of 2008, was inducted into the Denver Broncos Ring of Fame in 2003. He played tackle for the Broncos for five seasons (1993-97) and became the first offensive lineman in the history of the franchise to be honored with inclusion in the Ring. A finalist for the Pro Football Hall of Fame from 2003-04 and '06-07 before he joined John Elway as the second HOF inductee who spent a primary portion of his career in Denver, Zimmerman was acquired by the Broncos in a trade from Minnesota on Aug. 24, 1993, after playing his first seven years with the Vikings. He was named to the Pro Bowl three times (1994-96) as a Bronco and helped the franchise to its first-ever World Championship with a victory over Green Bay in Super Bowl XXXII during his final season in 1997. Zimmerman, who started all 76 games played as a Bronco, helped Denver lead the NFL in total yards twice (1996-97) and record three consecutive top-5 league rushing rankings (1995-97), including an NFL-best mark in 1996. During his 12 seasons in the NFL from 1986-97, Zimmerman started all 184 games played and was named to seven Pro Bowls (1987-89, '92, '94-96) while receiving first-or second-team All-Pro honors eight times. He holds the unique distinction of being one of only a handful of players to be named to two NFL All-Decade Teams (1980s and 1990s). Picked in the first round (third overall) of the 1984 supplemental draft by the New York Giants, his signing rights were traded to the Vikings for two second-round picks in the 1986 draft. He spent two seasons with the L.A. Express of the USFL before reporting to Minnesota, where he began a streak of 169 consecutive starts that lasted until 1996 when surgery sidelined him. Zimmerman, who helped the Vikings lead the NFC in rushing in 1991, anchored offensive lines that blocked for a conference's leading passer four times during his career (1986, '88, '93, '96). He played at the University of Oregon, where he received first-team All-Pacific-10 Conference honors as a senior.



#### ZIMMERMAN'S NFL CAREER RECORD

Games	Starts
184	184







## DENVER BRONCOS TEAM AWARDS

### WALTER PAYTON NFL MAN OF THE YEAR (SINCE 2005)

Below are the Broncos' nominees for the Walter Payton NFL Man of the Year award since 2005. Quarterback John Elway received the national honor from the NFL in 1992, given to the individual who provides leadership for his teammates on the gridiron and his fellow citizens in the community.

Player	Year
David Bruton Jr.	2015
Ben Garland	2014
Wesley Woodyard	2013
Zane Beadles	2012
Wesley Woodyard	2011
Wesley Woodyard	2010
Champ Bailey	2009
Champ Bailey	2008
Domonique Foxworth	2007
Rod Smith	2006
John Lynch	2005

### ED BLOCK COURAGE AWARD (SINCE 1984)

Player	Year	Player	Year
B. Marshall/D. Trevathan	2015	Rod Smith	1999
Chris Harris Jr.	2014	Tony Jones	1998
Knowshon Moreno	2013	Steve Atwater	1997
Chris Kuper	2012	Ed McCaffrey	1996
Elvis Dumervil	2011	Dave Wyman	1995
Ryan Clady	2010	Rondel Jones	1994
Brian Dawkins	2009	Simon Fletcher	1993
Marquand Manuel	2008	Dennis Smith	1992
John Engelberger	2007	John Elway	1991
Louis Green	2006	Keith Kartz	1990
Dwayne Carswell	2005	Rick Dennison	1989
Dan Neil	2004	Gerald Willhite	1988
Tom Nalen	2003	Dennis Smith	1987
Keith Burns	2002	Rubin Carter	1986
Terrell Davis	2001	Rulon Jones	1985
John Mobley	2000	Keith Bishop	1984

### DARRENT WILLIAMS GOOD GUY AWARD



The Darrent Williams Good Guy Award was created in the memory of former Broncos cornerback Darrent Williams, who passed away on Jan. 1, 2007, after completing his second season with the team. The award, voted upon by local media, is given annually to the

Bronco who best exemplifies Williams' enthusiasm, cooperation and honesty while dealing with members of the press.

Linebacker Brandon Marshall was named the recipient of the Darrent Williams Good Guy Award in recognition of his work with the media during the 2015 season.

### ALL-TIME BRONCOS WINNERS (SINCE 2007)

Player	Year
Brandon Marshall	2015
Terrance Knighton	2014
Chris Harris Jr.	2013
Wesley Woodyard	2012
Champ Bailey	2011
Mario Haggan	2010
Elvis Dumervil	2009
Ebenezer Ekuban	2008
John Lynch	2007

## MISCELLANEOUS TEAM AWARD WINNERS

### MVP — EARL HARTMAN AWARD

OFFENSE	DEFENSE	SPECIAL TEAMS
1995 Terrell Davis	Steve Atwater	Glyn Milburn
1994 John Elway	Steve Atwater	Ray Jacobs
1993 John Elway	Simon Fletcher	Reggie Rivers
1992 John Elway	Simon Fletcher	Keith Traylor
1991 John Elway	Dennis Smith	Alton Montgomery
1990 Bobby Humphrey	Steve Atwater	Kevin Clark
1989 Bobby Humphrey	Dennis Smith	David Treadwell
1988 John Elway/Sammy Winder	Simon Fletcher	Ken Bell
1987 John Elway	Karl Mecklenburg	Ken Bell
1986 John Elway	Mike Harden	Darren Comeaux
1985 John Elway	Rulon Jones	Daniel Hunter
1984 Steve Watson	Louis Wright	Ken Woodard
1983 Steve Watson	Randy Gradishar	Ken Woodard
1982 Billy Bryan	Louis Wright	Rob Lylie/Rick Upchurch
1981 Steve Watson	Bob Swenson	Jim Ryan
1980 Billy Bryan	Randy Gradishar	Fred Steinfort
1979 Craig Morton	Bob Swenson	Larry Canada
1978 Riley Odums	Randy Gradishar	Maurice Harvey
1977 Craig Morton	Tom Jackson	Rick Upchurch
1976 Riley Odums	Tom Jackson	Rick Upchurch
1975 Bobby Maples	Lyle Alzado	Jim Turner
1974 Otis Armstrong	Tom Jackson	Ken Criter
1973 Charley Johnson	Paul Smith	

### BOB PECK MEMORIAL AWARD (MOST INSPIRATIONAL)

1995 Michael Dean Perry
1994 Shannon Sharpe
1993 Dennis Smith
1992 Dennis Smith
1991 Kenny Walker
1990 Keith Kartz
1989 Marc Munford
1988 Keith Bishop/Billy Bryan
1987 Keith Bishop
1986 Tom Jackson
1985 Tom Jackson
1984 Tom Jackson
1983 Tom Jackson
1982 Tom Jackson
1981 Tom Jackson

### BOB MARTIN AWARD (FOR COOPERATION WITH THE MEDIA)

1995 Lionel Washington
1994 Shannon Sharpe
1993 Tyrone Braxton
1992 Reggie Rivers
1991 Greg Kragen
1990 Mark Jackson

## BE A CHAMPION IN THE COMMUNITY

In April of 2012, after existing under the brand “Champions in the Community” for nearly a decade, the Denver Broncos launched a new community branding campaign: BE A CHAMPION IN THE COMMUNITY, intentionally updating the brand to become a call to action for the community to join the team in civic stewardship. Under that new brand, 10 community partners of the organization were given one word as a part of the campaign to evoke emotion and inspire action from the community.

### 2016 Be A Champion in the Community Partners:

Alzheimer's Association: Colorado Chapter	SUPPORT
Bonfils Blood Center	GIVE
Boys & Girls Clubs of Metro Denver	INSPIRE
Colorado Youth & High School Football/USA Football	PLAY
Denver Rescue Mission	SERVE
Food Bank of the Rockies	NOURISH
Habitat for Humanity of Metro Denver	BUILD
Project PAVE	EMPOWER
Rose Amond Center	HOPE
Susan G. Komen Colorado	CURE

The Denver Broncos will work alongside each of these partners and with our communities to continue to build a lasting legacy of impact. In 2015, Denver Broncos players provided more than 350 instances of giving back to the community in conjunction with the team's 10 community partners. Highlighted here are some of the programs or events that take place throughout the year capturing the Be A Champion in the Community spirit.


### YOUTH FOOTBALL

The Denver Broncos are proud to support youth and high school football throughout Colorado and are committed to making the game safer and more enjoyable for kids. In 2016, the Broncos will continue to support USA Football and their Heads Up Football safety program which focuses on coaching education and certification, concussion awareness, equipment fitting, Heads Up tackling and blocking, heat and hydration and sudden cardiac arrest components at the youth and high school levels.

**Youth Programs:** The Broncos will once again host Broncos Bowl, a preseason celebration of youth football where flag and tackle teams from around the state will have the chance to compete in interleague play at Sports Authority Field at Mile High. All Broncos Bowl teams are honored at the Youth Football Salute preseason game against the Los Angeles Rams. The Broncos will also host a series of Player Safety Coach Clinics and Mom's Football Safety Clinics in the spring and summer where coaches and parents of youth football players will have the opportunity to learn about the components of Heads Up Football.

**Middle School Programs:** This spring marked the eighth season of Denver Public Schools Futures Football and the third season for Aurora Public Schools. Futures Football is a tackle football program for middle school students led by district high school coaching staffs that emphasizes character development (5-week course led by instructors from Project Pave), work-ethic, and academics along with proper football fundamentals.

**High School Programs:** The Broncos hosted the sixth annual High School Training Clinic this past spring where Colorado high school football coaches had the opportunity to learn from Broncos assistant coaches. High school teams also had the opportunity this summer to compete in the annual 7-on-7 tournament featuring more than 80 programs from across the state. Combine drills, such as the 40-yard dash and pro agility, along with the second annual Linemen Challenge, were also made available to teams participating in 7-on-7.




## DENVER BRONCOS BOYS AND GIRLS CLUB

The Denver Broncos Boys and Girls Club was established in August 2003 with a \$1.2 million investment over a minimum of five years—a commitment that was extended five more years in 2008 and extended once again in 2013 to include the operating budget of the Darrent Williams Memorial Teen Center—bringing the organization's total investment over 15 years to \$2.4 million. Currently, the Club's membership has swelled to capacity with more than 1,500 members and an average nightly attendance of more than 200 children. Transcending the mere monetary contribution, the Broncos have committed to integrating community programs and player visits to the club's operations, truly building upon a legacy of investment. An additional facet of that commitment is to continually develop and sustain programming that reaches members of all 15 branches of Boys and Girls Clubs of Metro Denver.



## DENVER BRONCOS YOUTH CENTER AT THE CROSSING



In June 2006, the Denver Broncos granted the Denver Rescue Mission \$150,000 over three years for its new transitional housing facility, The Crossing. The Crossing is home to the Family Rescue Ministry program that assists moving homeless, working and refugee families into permanent housing as well as the New Life Program for men looking to improve their lives. The Broncos' grant was designated to fund a 'family room' as part of the Denver's Road Home project as well as the Denver Broncos Youth Center that serves as an educational and recreational place for children of all ages residing at the facility. The Broncos continue to work with the Denver Rescue Mission on Broncos Tackle Hunger, an annual holiday party and other programs to benefit the children of the Denver Broncos Youth Center.

## ALZHEIMER'S ASSOCIATION COLORADO CHAPTER

The Broncos added the Alzheimer's Association Colorado Chapter as a flagship community partner in 2014. This relationship with the Alzheimer's Association Colorado Chapter aims to raise awareness and provide support to those diagnosed and living with the disease. Alzheimer's is the only disease among the Top-10 causes of death in America that cannot be prevented, cured or even slowed, and there are an estimated 5.4 million Americans (or the population of Colorado) of all ages living with Alzheimer's disease in 2016.

## THE ROSE ANDOM CENTER

In 2014, the Broncos added the Rose Andom Center as a flagship community partner. The Rose Andom Center, which opened in Denver this summer, provides services to survivors of domestic violence through its wide-ranging support system of both public and private agencies. As part of this relationship, the Bronco granted \$150,000 from Broncos Charities and committed to an ongoing collaboration with the Rose Andom Center, the first family justice center in Colorado. The Rose Andom Center has created a new vision for providing services to domestic violence survivors by facilitating better access to services and staff of community organizations and government agencies in a single, safe location. This spring, the Broncos integrated Project PAVE (a Rose Andom Center partner agency) "True Man" character and leadership programming into local middle schools as part of their Futures Football seasons.



## FOOD BANK OF THE ROCKIES

The Broncos added Food Bank of the Rockies as a community partner in 2012. Since then, Broncos staff and players have volunteered at several Food Bank of the Rockies sites including their Mobile Pantry and Totes of Hope. In 2016, the Broncos hosted the second annual Taste of the Broncos event—modeled after Taste of the NFL at the Super Bowl—a gourmet tailgate at Sports Authority Field at Mile High benefiting Food Bank of the Rockies and Broncos Charities. Food Bank also has a Kids Cafe program that provides meals and after-school snacks to all of the Boys & Girls Clubs of Metro Denver locations. Food Bank of the Rockies is the largest private hunger-relief organization in the state of Colorado, annually supports more than 800 hunger-relief programs and in the last year has provided more than 53.2 million pounds of food to children, families and seniors in need.



## DRIVE FOR LIFE

Since 1998, the Denver Broncos community blood drive, Drive for Life, has been held on a Tuesday during the football season at Sports Authority Field at Mile High. Working in conjunction with Bonfils Blood Center, Drive for Life has become the largest single-day blood drive in the history of Colorado and one of the largest in the nation. In 2015, the Drive had more than 1,130 blood donors of which 305 were first-time donors. The National Bone Marrow Registry program was also successful in registering 19 potential marrow donors to the Be The Match Registry. Finally, donors were provided access to the Fan Zone, where they were able to play corn hole and participate in a football toss with Broncos players among other donor-only features.



## THE DENVER BRONCOS CHEERLEADERS



**M**embers of the Denver Broncos cheerleading squad divide thousands of hours annually among dozens of Colorado organizations. Many associations, including Global Down Syndrome Foundation, Denver Broncos Boys and Girls Club, Craig Hospital, Children's Hospital, The Tennyson Center, Denver Rescue Mission and Race for the Cure, have been supported and visited by members of the squad in recent years.

For the 2016 season, the squad will continue to promote community involvement as its primary commitment, including the Ninth Annual Cheer for the Troops Campaign, shipping thousands of pounds of food, hygiene and gift items all over the world to military serving our country.

Since 2003, members of the Denver Broncos cheerleaders have toured military bases in Egypt, Cuba, Iraq, Afghanistan, Italy, Guam, Hawaii, Kwajalein, Japan and Australia, performing their 90-minute show to boost the troops' morale and thank them for their service to our country.

In February 2015, the Denver Broncos Cheerleaders were selected to represent the United States at the 20th Annual Cathay Pacific Lunar New Year's celebration. The squad unveiled an exclusive performance in front of thousands of spectators during the world-renowned Chinese New Year's Parade that headlined the events.

Entering their 24th season, the Denver Broncos cheerleaders are one of the premier teams in the National Football League. The Broncos brought cheerleaders back in 1993 after a 17-year absence and are proud of the work the team does both on the field and, more importantly, in the community.

The Broncos' cheerleaders are selected through auditions held each spring.

In 2016, 200 women tried out for the 26 available positions. Auditions focus primarily on dance ability; however, appearance, personal accomplishments and community involvement also are contributing factors.

Known for their distinctive western uniforms, the cheerleaders wear long leather chaps and jackets in the fall months, ski-wear for cold games and a more traditional cheerleading leather skirt and vest in the summer months. The three uniform changes give the group flexibility with the rapidly changing Colorado weather.

In 2016, the cheerleaders will have a calendar, poster and other merchandise available for sale. For more information on the cheerleaders, including audition information and appearance schedules, visit [www.DenverBroncos.com/cheerleaders](http://www.DenverBroncos.com/cheerleaders).

## DENVER BRONCOS JUNIOR CHEERLEADERS



**T**he Junior Denver Broncos Cheerleaders (JDBC) program is designed specifically to promote self-esteem, pride, commitment and discipline among young women ages six to fourteen. This program offers a rare and truly special opportunity for young women to perform during pregame and halftime shows for 76,000 Denver Broncos fans at Sports Authority Field at Mile High. Junior Cheerleaders will participate in monthly clinics taught by the Denver Broncos Cheerleaders and have the opportunity to participate in charity and community appearances. JDBC clinics will be held at Sports Authority Field at Mile High on one-to-two Saturdays a month from June through December.

No tryouts are required for the program! The Junior Denver Broncos Cheerleaders is a team tailored to kids of all

ages and ability levels. This is a community program open to young girls with years of experience or girls who are just being exposed to cheerleading and dance.



## MASCOTS

### THUNDER

The Denver Broncos are notorious for having thunderstorms throughout the fall and winter—that is Thunder storming the field. Thunder is a purebred Arabian gelding that acts as the club's mascot. Following every Denver Broncos touchdown, Thunder displays his impressive canter from one end zone to the other.

Thunder III, provided by Thunder Spirit LLC of Denver, will enter his third full season with the Broncos in 2015. Thunder III made his first appearance for Denver in New York/New Jersey during Super Bowl XLVIII.

Thunder II, which served as Denver's mascot for 10 years (2004-13), still makes occasional non-gameday appearances for the Broncos.

The original Thunder served as the Broncos' mascot for 11 years (1993-2003) after making his Mile High debut on Sept. 12, 1993, during a Broncos victory over the San Diego Chargers.

Thunder is trained and ridden by Ann Judge of Thunder Spirit LLC. Judge is an accomplished equestrian.



### MILES



Popular with all fans and especially children, Miles entertains the Broncos' faithful at every home game and makes more than 325 appearances throughout the Denver community each year since being introduced in 2001.

Miles has performed all across Colorado and the world, including appearances at the Chinese New Year's Parade in Hong Kong, the Macy's Thanksgiving Parade in New York City and the Pro Bowl in Hawaii and all over the Bay Area for Super Bowl 50. Miles also visited more than 15,000 students in Colorado and Wyoming with his Fuel Up to Play 60 Program.

If you would like to inquire about scheduling Miles for your next event or birthday party, please contact Brad Post in the Broncos' marketing department at (720) 258-3114 or visit [www.denverbroncos.com/Miles](http://www.denverbroncos.com/Miles).

**Follow Miles on twitter: @5280Miles**

**SPORTS AUTHORITY FIELD AT MILE HIGH**

**T**he Denver Broncos began a new era in 2001 when they took to the field in a new stadium, Sports Authority Field at Mile High. Built adjacent to their previous home of 41 years, Mile High Stadium, the new stadium features first-class, state-of-the-art amenities for the teams and fans alike.

With seating capacity set at 76,125, Sports Authority Field at Mile High is one of the largest stadiums in the National Football League. It includes 1.7 million square feet of space (approximately twice that of Mile High Stadium), providing the ultimate in comfort and convenience—including wider concourses, wider seats, more restrooms, elevators and escalators and full-service accommodations for people with disabilities.

Sports Authority Field at Mile High features 132 luxury suites on two levels as well as 8,800 club seats. It is highlighted by an emphasis on state-of-the-art technology while maintaining the traditional aspects of Mile High Stadium that gave the Broncos a decided home-field advantage over the years. Those features include the close proximity of the seats to the field as well as steel treads and risers that fans utilize to create the same deafening roar that characterized Mile High Stadium.

A \$30 million investment in Sports Authority Field at Mile High during the 2013 offseason increased the size of its scoreboard by three times while enhancing all stadium audio/visual elements, suites and concourses.

The stadium was designed and built by Turner/Empire/Alvarado Construction and HNTB Architects in association with Fentress Bradburn Architects and Bertram A. Bruton Architects. Numerous Colorado companies and hundreds of professional designers, engineers and construction tradesmen were involved in the construction of the new state-of-the-art facility.

Construction began during the summer of 1999, and official groundbreaking on the stadium was held on Aug. 17, 1999. The Broncos won the first game ever played in the new stadium, 31-24, over New Orleans on Aug. 25, 2001, in the preseason and won the first regular-season game, 31-20, at the facility on *Monday Night Football* against the New York Giants on Sept. 10, 2001.





## SPORTS AUTHORITY FIELD AT MILE HIGH FACTS

### BRONCOS' RECORD AT S.A.F. AT MILE HIGH

74-38 (.661) Regular Season / 6-2 (.750) Postseason

### LOCATION

1701 Bryant Street in Denver, just west of Interstate 25, near downtown

### DEVELOPER AND OWNER

Metropolitan Football Stadium District

### SEATING

Capacity 76,125

(Lower Level-31,950 / Mid Level-19,100 /

Upper Level-25,075)

### SUITES/CLUB SEATS

132 Luxury Suites on two levels / 8,800 club seats

### AREA

Site: Approximately 83 acres

Footprint: 15.34 acres

Gross square footage: 1,693,000

### ARCHITECT

HNTB Corporation, in association with Fentress  
Bradburn Architects and Bertram A. Bruton &  
Associates

### CONTRACTOR

Turner Construction, Empire Construction, Alvarado  
Construction

### BY THE NUMBERS:

- 1,717,000 square feet area
- 4,844,000 field man hours
- 300,000 cubic yards of excavation
- 85,000 cubic yards of concrete *(enough to build the foundations for all the houses in Trinidad, Colo. (pop. 9,900))*
- 12,000,000 pounds of reinforced steel
- 1,500,000 square feet of wire mesh
- 12,000 tons of structural steel
- 130,000 bricks
- 1,600,000 masonry blocks
- 1,000,000 square feet of drywall
- 500,000 square feet of sidewalks
- 2,100,000 square feet of asphalt paving *(equivalent to 16 miles of two-lane highway)*
- 256 miles of post tensioning cable *(enough to stretch from Trinidad, Colo., to Fort Collins, Colo.)*
- 35,000 linear feet of curb
- 130,000 square feet of curtainwall
- 31,000 square feet of suite windows
- 200,000 pounds of aluminum
- 30,000 square feet of glass
- 76,000 square feet of metal panels
- 1,500 plumbing fixtures
- 25,000 light fixtures
- 2,500 tons of cooling

## BRONCOS STADIUM HISTORY

The Denver Broncos played nearly all of their home games for the first 41 seasons of club history in one building. Known since 1969 as Mile High Stadium, the facility opened in 1948 as Bears Stadium for the Denver Bears of baseball's old Western League with long range plans to utilize it for football as well. When Denver became a charter member of the American Football League in 1959, the south stands (8,100 seats) and portable east stands (9,616 seats) were added to give a capacity of 34,657 for football. The Broncos began play in 1960.

After Denver voters turned down a stadium bond issue to build an all-purpose metropolitan stadium in 1967, a non-profit group began a fundraising drive with the goal of purchasing the stadium for the city. In February 1968, the group bought the stadium from Rocky Mountain Empire Sports for \$1.8 million and presented it to the city of Denver. A 16,000-seat upper deck was immediately constructed over the west stands, raising the capacity to more than 50,000 for the 1968 season. In December 1968, the stadium was renamed Denver Mile High Stadium.


The Broncos posted a home record of 191-109-7 (.634) in 41 seasons of play from 1960-2000. With the exception of two games played at the University of Denver Stadium (1962 and '63 home openers; 1-1 record), every Broncos home game was played in the single facility known either as Bears Stadium or Mile High Stadium with the club posting a 190-108-7 (.638) record in the building. The Broncos went 19-40-2 (.328) from 1960-68 in Bears Stadium before posting a 171-68-5 (.711) record from 1969-2000 after the name was changed to Mile High Stadium.

The stadium was filled for every regular-season game from the beginning of the 1970 season through its final season in 2000. The Broncos sold out 237 consecutive regular-season games, and with postseason contests the total reached 250 over the 31-year period.

Expansion of Mile High Stadium, which began in 1975, was completed for the 1977 season to give the Broncos the seventh-largest home facility in the league. Denver voters passed a \$25 million bond issue in 1974 to expand and improve the stadium from its capacity of 51,706 to 75,100. The stadium held 63,532 for the 1976 season, halfway through the project.

Bringing the stadium to its final capacity of 76,098 in 1986 was the construction of 60 penthouse suites atop the west stands.

One of the unique aspects of Mile High Stadium was its movable east stands. The massive single section, when fully extended, formed a horseshoe configuration for football, and



The Broncos played their home games at Mile High Stadium from their inception in 1960 until 2000. The facility, built in 1948, was known as Bears Stadium until 1969.

### FAST FACTS

#### Broncos Home Record, 1960-2000

*(Bears Stadium/Mile High Stadium, University of Denver Stadium):*

191-109-7 (.634)

#### Broncos Record at Bears Stadium/ Mile High Stadium:

190-108-7 (.638)

*19-40-2 (.328) as Bears Stadium, 1960-68  
171-68-5 (.711) as Mile High Stadium, 1969-2000*

#### Broncos Record at U. of Denver Stadium

1-1 (.500)

#### First Broncos Game at Bears Stadium

Oct. 2, 1960  
(Denver 31, Oakland 14)

#### Last Broncos Game at Mile High Stadium

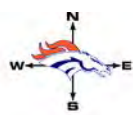
Dec. 23, 2000  
(Denver 38, San Francisco 9)

when retracted, was in position for baseball. The three-tiered structure, measuring 535 feet in length, 135 feet in height and 200 feet in depth, weighed nearly nine million pounds and was moved a distance of 145 feet between the two configurations. The move was facilitated by a process involving a thin layer of water on which the structure moved. Water was pumped onto more than 90,000 square feet of runways and formed a .003-inch sheet upon which the stands rested. Hydraulic rams then pushed the stands forward at the rate of three feet per minute, making the move last somewhere around two hours.

Demolition of Mile High Stadium was completed in March 2002.



# SPORTS AUTHORITY FIELD AT MILE HIGH SEATING DIAGRAM



## DENVER BRONCOS HIGHLIGHT VIDEO

The Denver Broncos' World Championship highlight video for the 2015 season is available through NFL Films and can be obtained by calling (856) 778-1600. The NFL Films address is 330 Fellowship Road, Mt. Laurel, N.J. 08054.

## SPORTS AUTHORITY FIELD AT MILE HIGH SINGLE-GAME RECORDS (2001-2015)

### INDIVIDUAL PERFORMANCES

BY DENVER			BY OPPONENT		
Statistic	No.	Player (Game)	No.	Player (Game)	
Rushing Yards	228	Clinton Portis (Ari., 12/29/02)	259	Jamaal Charles (K.C., 1/3/10)	
Rushing Touchdowns	5	Clinton Portis (K.C., 12/7/03)	3	4x, last: R. Matthews (S.D., 1/21/11)	
Receptions	18	Brandon Marshall (S.D., 9/14/08)	14	2x, last J. Blackmon (Jac., 10/13/13)	
Receiving Yards	226	Demaryius Thomas (Ari., 10/5/14)	190	Justin Blackmon (Jac., 10/13/13)	
Receiving Touchdowns	3	4x, last: D. Thomas (Mia., 11/23/14)	3	2x, last: R. Wayne (Ind., 10/29/06)	
Passing Yards	499	Jake Plummer (Atl., 10/31/04)	469	Matt Cassel (K.C., 11/14/11)	
Passing Touchdowns	7	Peyton Manning (Bal., 9/5/13)	4	4x, last: M. Schaub (Hou., 9/23/12)	
Passer Rating	157.2	Peyton Manning (S.F., 10/19/14)	142.4	Brett Favre (G.B., 10/29/07)	
Field Goals Made	5	Jason Elam (Mia., 10/13/02)	5	2x, last: C. Santos (K.C., 11/15/15)	
Sacks	4	Elvis Dumervil (Cle., 9/20/09)	5	K. Mack (Oak., 12/13/15)	
Interceptions	4	Deltha O'Neal (K.C., 10/7/01)	2	4x, last: R. Moore (Ind., 9/7/14)	

### TEAM PERFORMANCES

BY DENVER			BY OPPONENT		
Statistic	No.	Opponent (Date)	No.	Team (Date)	
Points	52	Philadelphia (9/29/13)	52	Oakland (10/24/10)	
Touchdowns	7	4x, last: Philadelphia (9/29/13)	8	Oakland (10/24/10)	
Total Net Yards	568	Arizona (10/5/14)	524	Kansas City (1/3/10)	
Rushing Yards	270	Kansas City (12/7/03)	328	Oakland (10/24/10)	
Rushing Touchdowns	5	Kansas City (12/7/03)	5	Oakland (10/24/10)	
Passing Yards (Net)	499	Atlanta (10/31/04)	433	Kansas City (11/14/10)	
Passing Touchdowns	7	Baltimore (9/5/13)	4	3x, last: Kansas City (11/14/10)	
Sacks	7	2x, last: Minnesota (10/4/15)	7	Detroit (10/30/11)	
Interceptions	5	New England (10/28/01)	4	Kansas City (11/15/15)	
Fewest Points Allow.	0	N.Y. Jets (11/20/05)	3	2x, last: San Diego (11/22/09)	
Fewest Net Yds. Allow.	96	San Diego (11/16/03)	186	Washington (11/18/01)	
Fewest Rush Yds. Allow.	16	Kansas City (12/9/07)	14	Miami (11/2/08)	
Fewest Pass Yds. Allow.	26	Kansas City (12/30/12)	50	2x, last: Green Bay (11/1/15)	
Takeaways	5	4x, last: Washington (10/27/13)	5	3x, last: San Diego (1/3/16)	
Fewest Giveaways	0	23x, last: San Diego (10/23/14)	0	28x, last: Oakland (12/13/15)	
Turnover Ratio	+4	3x, last: Seattle (9/19/10)	+5	Kansas City (11/15/15)	

### BRONCOS STATS CREW

The Denver Broncos' stats crew, regarded as one of the best in the NFL, is responsible for tracking all statistical information during home games. The eight-man crew has a combined 199 years of experience recording football statistics and is a vital part of the Broncos' gameday operation.



**Dave Einspahr**  
33 Years Exp.  
Official Scorer



**Jim Motsinger**  
31 Years Exp.  
Data Entry



**Don Nichols**  
4 Years Exp.  
Rushing



**David Plati**  
36 Years Exp.  
Miscellaneous



**Dan Riley**  
24 Years Exp.  
"Catch All"



**Art Rosener**  
34 Years Exp.  
Passing



**Jerry Valdes**  
13 Years Exp.  
Spotter/Defense



**Sax Willson**  
25 Years Exp.  
Auditor



## BRONCOS RADIO NETWORK



(along with Dave Winfield) drafted by franchises in Major League Baseball, the NBA and the NFL. Logan chose the latter, starring for the Cleveland Browns from 1976-83 and ascending into the top five of virtually every receiving category in the franchise's record books. He played his final season in Denver in 1984.

Since then, Logan has brought his love for sports and knowledge of the games to Colorado radio listeners. He currently co-hosts a daily show on Denver Sports 760 from 10 a.m.-noon. He was named 1997 Broadcast Citizen of the Year in Colorado and has been Colorado Sportscaster of the Year three times (1992-93 and '98).

Logan also is one of the most accomplished prep football coaches in the country as he is the only coach in history to lead four different schools to a state title at the highest classification (seven championships total). He is in his fifth season coaching at Cherry Creek High School, winner of the 2014 Class 5A state championship. He was named the Denver Broncos' Don Shula NFL Coach of the Year nominee in 2010 and was named a finalist for the national award in 2014, recognizing his integrity, achievement and leadership demonstrated by the winningest coach in NFL history. He was also the recipient of the Denver Athletic Club's Career Achievement Award in 2012.

Ed McCaffrey joins Logan for his fifth full season providing color commentary for the Broncos' radio network. A guest commentator for three radio games in 2009, McCaffrey currently co-hosts a daily show on Denver Sports 760 from 3-6 p.m.

The former Broncos wide-receiver won two of his three Super Bowl rings with the Broncos (1997, '98) and was voted to the Pro Bowl in 1998. He finished his career with 565 receptions for 7,422 yards and 55 touchdowns, and ranks fourth on the Broncos' all-time receiving list for both catches (462) and yards (6,200), and third in touchdowns (46). His best season came in 2000 when he caught a then-Broncos-record 101 passes (3rd in the NFL) for 1,317 yards and nine touchdowns. He retired from the NFL in 2004 after 13 seasons.

As respected as he was on the field, McCaffrey has made an equally significant impact off the field-hosting annual football camps in Colorado. He and his wife Lisa are the parents of four boys, and are very active in the community through their foundation, which strives to improve the lives of children, particularly in Colorado.

### DENVER BRONCOS RADIO NETWORK 2016 AFFILIATE STATIONS

#### COLORADO

Alamosa	KALQ	93.5 FM
Aspen	KNFO	106.1 FM
Breckenridge	KSMT	102.1 FM
Buena Vista	KBVC	104.1 FM
Canon City	KSTY	104.5 FM
Colorado Springs	KDZA	107.9 FM
Craig	KRAI	550 AM
Denver	KRFK	103.5 FM
Durango	KRSJ	100.5 FM
Fort Collins	KCOL	600 AM
Fort Morgan	KSIR	1010 AM
Glenwood Springs	KMTS	99.1 FM
Grand Junction	KSTR	96.1 FM
Gunnison	KPKE	1490 AM
Lamar	KVAY	105.7 FM
Pagosa Spring	KWUF	1400 AM
Pueblo	KCCY	1350 AM
Rifle	KIAM	1490 AM
Salida	KVRH	1340 AM
Steamboat Springs	KQZR	107.3 FM
Sterling	KMPX	105.7 FM
Trinidad	KCRT	92.5 FM
Vail	KSKE	101.7 FM
Walsenburg	KSPK	102.3 FM
Winter Park/Granby	KRKY	930 AM
Wray	KRDZ	1440 AM

#### KANSAS

Goodland	KKCI	102.5 FM
Great Bend/Hays	KZRS	107.9 FM
Salina	KRMR/KDJM	101.7 FM
<b>MONTANA</b>		
Billings	KBSR/KHDN	1490 AM
Kalispell	KOFI	1080 AM
<b>NEBRASKA</b>		
Chadron	KCSR	610 AM
Lincoln	KLIN	1400 AM/945 FM
McCook	KBRL	1300 AM
North Platte	KOOQ	1410 AM
Ogallala	KOGA	930 AM
Scottsbluff	KNEB	960 AM
<b>NEVADA</b>		
Elko	KEAU	104.7 FM
Las Vegas	KMZQ	670 AM
<b>NEW MEXICO</b>		
Albuquerque	KIVA	1600 AM/956 FM
Artesia	KSPV	980 AM
Clayton	KLMM	1450 AM/97.5 FM
Farmington	KQDL	1340 AM
Ruidoso	KEDU	102.3 FM
<b>OKLAHOMA</b>		
Norman	KREF	1400 AM
<b>SOUTH DAKOTA</b>		
Belle Fourche	KFBS	1450 AM
Rapid City	KOTA	1380 AM

#### TEXAS

Abilene	KYYW	1470 AM
Amarillo	KGNC	97.9 FM
Dimmitt	KDHN	1470 AM
Lubbock	KKAM	1340 AM
<b>UTAH</b>		
Salt Lake City	KFNZ	1320 AM
<b>WYOMING</b>		
Buffalo	KBBS	1450 AM
Casper	KTWO	1030 AM
Cheyenne	KFCB	1240 AM
Cody	KTAG	97.9 FM
Douglas	KKTY	1470 AM
Gillette	KOAL	106.1 FM
Glendive	KDZN	96.5 FM
Green River	KFRZ	92.1 FM
Lander	KOVE	1330 AM
Laramie	KOWB	1290 AM
Powell	KPOW	1260 AM
Riverton/Lost Cabin	KWYV	99.1 FM
Saratoga	KTGA	99.3 FM
Sheridan	KWYO	1410 AM
Sheridan	KSHW	87.7 FM
Sundance	KYDT	103.1 FM
Torrington	KGOS	1490 AM
Wheatland	KYCN	1340 AM
Worland	KWOR	1340 AM

## BRONCOS TELEVISION PARTNER


KUSA (9News) is the Denver Broncos' official television partner for the sixth consecutive season in 2016.

Serving as the club's primary television home, Colorado's News Leader provides quality Broncos content that brings fans closer to the team. 9News also works in collaboration with the Broncos on various year-round community initiatives.


As the Broncos' partner television station, the NBC affiliate with the market's most comprehensive pregame show will carry all four of Denver's preseason contests and three more regular season games. Additionally, KTVD will locally simulcast the Broncos' Oct. 24 *Monday Night Football* game against the Texans.

9News will host a series of weekly Broncos-related programs, including Broncos Game Day Live on Sundays from 9-9:30 a.m., The Broncos Huddle on Wednesdays from 6:30-7 p.m. with co-host Emmanuel Sanders, Broncos Sideline Stories with Jim Saccomano on Saturdays at 9:30 p.m. on KTVD (and Sunday mornings from 9:30-10 a.m. on 9News) and Broncos Tonight on Sundays from 10:37-11 p.m., along with regular content with Broncos Executive Vice President of Football Operations/General Manager John Elway, Head Coach Gary Kubiak and key players throughout the season.

Broncos Insider Mike Klis and on-air personalities Drew Soicher, Rod Mackey and Aaron Matas will spearhead 9News' in-depth, exclusive programming both over the air and digitally on 9News.com to bring Broncos fans up-to-date information about their team.



Aaron MATAS      Drew SOICHER      Rod MACKEY      Mike KLIS

**9NEWS** 

**HOME OF THE  
BRONCOS**

PRESEASON GAMES • COMPREHENSIVE SEASON COVERAGE  
Broncos Game Day Live • Broncos Huddle • Broncos Sideline Stories • Broncos Tonight

## FUTURE SUPER BOWLS

<b>Super Bowl LI</b>	February 5, 2017 .....	NRG Stadium, Houston
<b>Super Bowl LII</b>	February 4, 2018 .....	U.S. Bank Stadium, Minneapolis
<b>Super Bowl LIII</b>	February 3, 2019 .....	Mercedes Benz Stadium, Atlanta
<b>Super Bowl LIV</b>	February 2, 2020 .....	New Miami Stadium, Miami Gardens, Fla.

## GAMES IN EXTREME TEMPERATURES IN DENVER BRONCOS HISTORY

*(Note – Wind chill figures are included only when noted on the play-by-play)*

### Coldest Games

Date	Game	Temp.	Wind Chill
Dec. 18, 1983	at Kansas City	0	-30
Dec. 17, 2000	at Kansas City	9	-1
Dec. 10, 1972	vs. San Diego	9	
Jan. 12, 2013	vs. Baltimore	13	2
Dec. 20, 1981	at Chicago	14	
Dec. 19, 2004	at Kansas City	15	-1
Dec. 28, 2015	vs. Cincinnati	16	7
Dec. 3, 2006	vs. Seattle	16	16
Dec. 21, 2008	vs. Buffalo	17	7
Dec. 8, 2013	vs. Tennessee	18	11
Nov. 28, 2004	vs. Oakland	18	9
Nov. 23, 2003	vs. Chicago	18	8
Jan. 1, 1978	vs. Oakland	18	
Dec. 14, 1975	vs. Philadelphia	18	

### Warmest Games

Date	Game	Temp.
Sept. 23, 2001	at Arizona	103
Sept. 11, 1983	at Baltimore	99
Sept. 9, 1990	at Los Angeles Raiders	94
Sept. 19, 2010	vs. Seattle	91
Sept. 3, 1995	vs. Buffalo	91
Sept. 12, 1993	vs. San Diego	91
Sept. 12, 2010	at Jacksonville	90
Sept. 27, 1998	at Washington	90
Sept. 1, 1996	vs. N.Y. Jets	90
Sept. 3, 1978	vs. Oakland	90
Sept. 11, 2005	at Miami	89
Sept. 13, 2015	vs. Baltimore	88

## BRONCOS ALL-TIME TRAINING CAMP SITES

1960-61	Colorado School of Mines .....	Golden, Colo.
1962-64	Colorado State University .....	Fort Collins, Colo.
1965-66	Colorado School of Mines .....	Golden, Colo.
1967-71	Broncos headquarters .....	Adams County, Colo.
1972-75	California Poly-Pomona .....	Pomona, Calif.
1976-81	Colorado State University .....	Fort Collins, Colo.
1982-2002	University of Northern Colorado .....	Greeley, Colo.
2003-15	UCHealth Training Center .....	Englewood, Colo.

## BRONCOS ALL-TIME RECORD ON ARTIFICIAL TURF

Opponent	Stadium	Reg. Season	Postseason
Atlanta Falcons	Georgia Dome	2-1	
Baltimore Ravens	M&T Bank Stadium	1-3	
Buffalo Bills	Rich Stadium/Ralph Wilson Stadium	6-7	0-1
Chicago Bears	Soldier Field	1-3	
Cincinnati Bengals	Riverfront Stadium/Paul Brown Stadium	5-5	
Dallas Cowboys	Texas Stadium/Superdome/Cowboys Stadium	3-2	0-1
Detroit Lions	Silverdome/Ford Field	3-3	
Houston Oilers	Astrodome	3-6	0-1
Indianapolis Colts	Hoosier Dome/RCA Dome/Lucas Oil Stadium	3-6	0-2
Kansas City Chiefs	Arrowhead Stadium	9-12	
Miami Dolphins	Orange Bowl	0-4	
Minnesota Vikings	Metrodome	3-3	
New England Patriots	Schaefer Stadium/Gillette Stadium	0-6	0-1
New Orleans Saints	Superdome	3-1	
New York Giants	Giants Stadium/MetLife Stadium	2-3	
New York Jets	Giants Stadium/MetLife Stadium	4-3	
Philadelphia Eagles	Veterans Stadium	1-4	
Pittsburgh Steelers	Three Rivers Stadium	5-4	1-1
San Francisco 49ers	Superdome		0-1
St. Louis Cardinals	Busch Stadium	0-0-1	
St. Louis Rams	Trans World Dome/Edward Jones Dome	0-3	
Seattle Seahawks	Kingdome/Husky Stadium/CenturyLink Field	13-14	0-1
	MetLife Stadium		0-1
<b>Total</b>		<b>67-93-1 (.419)</b>	<b>1-10 (.090)</b>