

BRONCOS

2018 MEDIA GUIDE



UCHealth Training Center

13655 Broncos Parkway • Englewood, CO 80112

Telephone: (303) 649-9000 • FAX: (303) 264-5561

Team Website: www.DenverBroncos.com • Media Website: <http://media.denverbroncos.com>

Media Relations

Patrick Smyth, Exec. V.P. of Public & Community Relations: (303) 264-5536 • patrick.smyth@broncos.nfl.net

Erich Schubert, Director of Media Relations: (303) 264-5503 • erich.schubert@broncos.nfl.net

Seth Medvin, Strategic Communications Manager: (303) 264-5608 • seth.medvin@broncos.nfl.net

Broncos Stadium at Mile High

1701 Bryant St. • Denver, CO 80204

Broncos Ticket Office

Suite 100
(720) 258-3333

Broncos Marketing Department

Suite 900
(720) 258-3100

Stadium Management Co.

Suite 700
(720) 258-3000



BRONCOS

WINNING TRADITION



3 World Championships

8 Super Bowl Appearances

10 AFC Championship Games

15 AFC West Division Titles

22 Playoff Berths

29 Winning Seasons

DENVER BRONCOS

2018

MEDIA GUIDE

INDEX

100-Yard Receiving Games	626	Comebacks	632
100-Yard Rushing Games	623	Community Development	662
100-Yard Rushing Halves/Quarters	626	Darrent Williams Good Guy Award	661
300-Yard Passing Games	630	Davis, Terrell	645
1,000-Yard Receiving Seasons	622	Day, Broncos Record By	349
1,000-Yard Rushing Seasons	622	Decade, Broncos Record By	349
2017 Season:		Divisional Record	346
Game Summaries/Stats	229	Draft Choices:	
Game-By-Game Statistics	214	All-Time Draft Choices By School	263
Individual Game-by-Game Statistics	217	All-Time First-Round Picks	263
Miscellaneous Statistics	228	All-Time Year-by-Year Drafts	264
NFL Rankings	226	Ed Block Courage Award, Broncos Winners	661
NFL Standings/Playoff Results	353	Ellis, Joe	16
Participation	216	Elway, John	17
Regular-Season Team Statistics	208	Ring of Fame Bio	646
Single-Game Highs And Lows	212	First Game, Broncos History	184
Starters By Game	211	Free Agents Signed/Lost, 1989-2018	270
Takeaway Statistics	227	Hall of Fame Broncos	642
3,000-Yard Passing Seasons	622	Helmets, Broncos All-Time	320
Administration	51	Historical Highlights	309
All-Time Broncos Record	349	Honors And Awards:	
Alumni Association	3	All-Time Individual Year-By-Year	634
Attendance Marks	562	Broncos All-Time NFL Honors	638
Biographies:		Broncos Team Awards	661
Coordinators/Assistant Coaches	23	How The Broncos Are Built	206
First-Year Players	183	Joseph, Vance	20
Player Personnel/Football Operations	41	Last Time	222
Rookies	186	Leads Lost	632
Veteran Players	60	Little, Floyd	649
Bowlen, Pat:		Logos, Broncos All-Time	320
Biography	11	Margin Of Victory And Defeat	592
Broncos Accomplishments Under	14	Mascots (Thunder And Miles)	666
Broncos Name Origin	155	Media Information	IBC
Bye Weeks:		Milestone Games	348
Broncos Record After The Bye	348	Monday Night Games	347
Cheerleaders	665	Month, Broncos Record By	349
Christmas Games	348	Nationally Televised Games, 1984-2017	15
Coaches:		Overtime Games	347
All-Time Coaches Roster	275	Postseason Game Summaries	475
Most Years Of Service	31	Pro Bowl Selections	638
Year-by-Year Coaching Records	561	Pronunciation Guide	207
Coldest Games	672	Radio Network (850 KOA)	670

CREDITS

The 2018 Denver Broncos media guide was produced by the club's media relations department. Information contained herein was compiled by the current and previous media relations staffs and is current as of June 29, 2018. ©2018 Denver Broncos Football Club.

This project was coordinated by Erich Schubert. Writing, layout, design and editing by Schubert, Patrick Smyth and Seth Medvin using Adobe InDesign CC desktop publishing application. Additional editorial assistance from Grant Larson and Brianna Lewis. Special thanks to Jim Saccomano, the NFL communications department, the late Joe Cronin, John Turney, Dave Plati, Santo Labombarda and the Elias Sports Bureau staff, and Stats Inc. for providing extensive statistical data. Printing by Publication Printers, Denver. Photography and scans by Eric Bakke, Gabe Christus, Rich Clarkson and Associates, LLC (Rich Clarkson, Trevor Brown Jr., Steve Nowland, Ryan McKee, Jamie Schwaberow and Brett Wilhelm) and Pete Eklund. Cover designed by Jenna Petersen.

DENVER BRONCOS

2018

MEDIA GUIDE

INDEX

Records — Postseason:		Season Opener Results	349
Broncos Individual	611	Season Ticket Sales	562
Broncos Team	617	Series Records vs. Opponents	342
Records — Regular Season:		Broncos vs. The NFL (Reg./Post./Preseason)	346
Broncos Individual	576	Service With Broncos	575
Fumble Returns	588	Sharpe, Shannon	654
Interceptions	586	Shutouts:	
Kicking	589	By Denver	600
Kickoff Returns	585	By Opponents	592
Passing	578	Stadium Information:	
Punt Returns	584	Broncos Stadium History	668
Punting	583	Records	669
Receiving	582	Staff Directory	4
Rushing	577	Starting Lineups, All-Time	468
Sacks	588	Stats Crew	669
Safeties	588	Sunday Night Games	347
Scoring	589	Super Bowl:	
Total Offense	576	Future Sites	672
Broncos Team	591	Television Network (KUSA)	671
Passing Defense	602	Thanksgiving Games	348
Passing Offense	594	Trades, All-Time	271
Penalties	599	Training Camp Sites, All-Time	672
Rushing Defense	601	Transactions, 2017-18	202
Rushing Offense	593	UCHealth Training Center	9
Scoring Defense	600	Uniforms, Broncos All-Time	320
Scoring Offense	592	Vince Lombardi Trophies	182
Streaks	591	Walter Payton NFL Man Of The Year	664
Total Defense	600	Warmest Games	672
Total Offense	592	Year-By-Year Individual Leaders:	
Turnovers	599	Field Goals	574
Opponent Individual	605	Interceptions	570
Opponent Team	608	Kickoff Returns	572
Results:		Passing	567
All-Time Game-By-Game	322	Punt Returns	571
Artificial Turf Record	672	Punting	574
Retired Jersey Numbers	641	Receiving	569
Ring of Fame	643	Rushing	566
Rosters:		Sacks	575
2018 Roster	208	Scoring	573
All-Time Broncos (Alphabetical)	279	Tackles	575
All-Time Broncos (Numerical)	296	Year-By-Year Final Statistics	351
All-Time Practice Squad (Alphabetical)	305	Year-By-Year Team Statistics:	
All-Time Practice Squad (By Year)	307	Team Defense	564
All-Time Roster Breakdown By School	293	Team Offense	563
All-Time Roster Height/Weight Breakdowns	294	Team Third Downs	565
All-Time Roster Height/Weight Extremes	295	Team Turnovers	565
Schedule, 2018	BC	Zimmerman, Gary	659

DENVER BRONCOS ALUMNI ASSOCIATION

The Denver Broncos Alumni Association was formed in 1991 to provide an opportunity for former players to remain actively involved with the Broncos' organization. The Alumni Association serves as a goodwill extension of the Denver Broncos, and the members are available to counsel current players on life after football. Their mission is to uphold the highest standards of professionalism, integrity and honor. They are committed to enhance our communities through active service and devotion and pledge to support the Denver Broncos Football Club in its community outreach programs and present themselves as positive role models and mentors. The 14 members of the Alumni Council are Odell Barry (Treasurer), Tyrone Braxton, Bucky Dilts, Ron Egloff (Secretary), Larry Evans, Steve Foley, Mike Harden, Mark Jackson, Le-Lo Lang (President), Willie Oshodin, Jeb Putzier, Frank Robinson (Vice President), Billy Thompson and David Treadwell.



BRONCOS STAFF DIRECTORY



OWNERSHIP

OWNER

Pat Bowlen

EXECUTIVE STAFF

PRESIDENT & CEO

Joe Ellis

EXECUTIVE STAFF

Rich Slivka General Counsel
John Elway President of Football Ops./General Manager
Mac Freeman Chief Commercial Officer
Patrick Smyth Exec. V.P. of Public & Community Relations
Nancy Svoboda Exec. V.P. of Human Resources
Justin Webster Chief Financial Officer

VICE PRESIDENTS

Keith Bishop Vice President of Security
Chip Conway Sr. Vice President of Operations
Brady Kellogg Sr. Vice President of Corporate Partnerships
Dennis Moore Sr. Vice President of Sales and Marketing
Darren O'Donnell Vice President of Business Development
Russ Trainor Sr. Vice President of Information Technology

ADMINISTRATIVE STAFF

Veronica Ibarra Executive Asst. to Bowlen Family
Lisa Williams Exec. Asst. to President & CEO and General Counsel
Kathy Hatch Exec. Asst. to President of Football Operations/GM
Pam Papsdorf Exec. Assistant to Player Personnel
Kelsey Zimmerman Exec. Asst. to Chief Commercial Officer
Sara Hoag Receptionist

FOOTBALL STAFF

COACHING STAFF

Vance Joseph Head Coach
Bill Musgrave Offensive Coordinator
Joe Woods Defensive Coordinator
Tom McMahon Special Teams Coordinator
Zach Azzanni Wide Receivers
Chris Beake Assistant Defensive Line
Geep Chryst Tight Ends
Chris Gould Assistant Special Teams
Reggie Herring Linebackers
Tyler Hill Assistant Strength and Conditioning
Bill Kollar Defensive Line
Klint Kubiak Offensive Assistant/Quarterbacks
Sean Kugler Offensive Line - Guards/Centers
Loren Landow Head Strength and Conditioning Coach
Anthony Lomando Assistant Strength and Conditioning
Curtis Modkins Running Backs
Marcus Robertson Defensive Backs
Cedric Smith Assistant Strength and Conditioning
Chris Strausser Offensive Line - Tackles
Mike Sullivan Quarterbacks
Greg Williams Defensive Backs
Charles Gordon Defensive Quality Control
Christopher Kragthorpe Offensive Quality Control
Rob Grosso Assistant to Head Coach

PLAYER PERSONNEL / FOOTBALL OPERATIONS

Matt Russell Director of Player Personnel
Gary Kubiak Senior Personnel Advisor
A.J. Durso Director of Pro Personnel
Brian Stark Director of College Scouting
Mike Sullivan Director of Football Administration
Mark Thewes Director of Team Administration
Ray Jackson Director of Player Development
Mitch Tanney Director of Football Analytics
Eugene Armstrong Southeast Area Scout
Dave Bratten College Scouting Coord./Area Scout
Bryan Chesin Midwest Area Scout
Scott DiStefano Senior College Consultant
Jordon Dizon Pro Scout
Klein Kubiak Southwest Area Scout
Darren Mougey Western Regional Scout
Nick Schiralli Eastern Regional Scout
Patrick Walsh Pro Scout
Scott Flaska Lead Football Analyst
Rob Paton Scouting Assistant
Deon Randall Scouting Assistant

MEDICAL STAFF

Steve Antonopoulos Director of Sports Medicine
Vince Garcia Head Athletic Trainer
Dustin Little Dir. of Rehabilitation/Asst. Athletic Trainer
Michael Sundeen Assistant Athletic Trainer
Zach Lewis Assistant Athletic Trainer
Martin Boublík, MD Head Team Physician
J. Steven Geraghty, MD Team Physician
Braden Mayer, MD Team Physician
Chad Prusmack, MD Team Neurosurgeon

EQUIPMENT

Chris Valenti Equipment Manager
Mike Harrington Assistant Equipment Manager
Jason Schell Assistant Equipment Manager
Kenny Chavez Assistant Equipment Manager

VIDEO OPERATIONS

Steve Boxer Director, Football Video Operations
Chris Kirchner Manager, Football Video Operations
Kirt Horiuchi Coordinator, Football Video Operations

FOOTBALL INFORMATION SYSTEMS

Tony Lazzaro Director of Football Information Systems
Karl Schreiner Senior Applications Developer

BUSINESS STAFF

MEDIA RELATIONS

Erich Schubert Director of Media Relations
Seth Medvin Strategic Communications Manager

COMMUNITY DEVELOPMENT

Allie Pisching Executive Director of Community Development
Billy Thompson Director of Community Outreach
Bobby Mestas Director of Youth & High School Football
Liz Mannis Sr. Manager of Community Development

DIGITAL MEDIA

Ben Hunt Director of Digital Media
Matt Boyer Coordinating Producer/Reporter
Caroline Deisley Social Media Engagement Coordinator
Aric DiLalla Associate Editor, DenverBroncos.com
Andrew Mason Senior Digital Reporter
Phil Milani Coordinating Producer/Reporter
Geoff Sakaguchi Digital Engagement Manager
Ben Swanson Managing Editor, DenverBroncos.com
Tioni Taylor Web Developer/Designer
Ryan Young Social Media Content Coordinator

TEAM MEDIA

Russell Jenisch... Sr. Director of Event Production & Production
Nick Young... Manager of ThunderVision Productions
Austin Brink... Manager of Broadcast Productions
Nicholas Schultz... Motion Graphics Designer/Video Editor
Aaron Gunning... Video Editor/Production Assistant
Liz Coates... Game Entertainment Manager

FINANCE

Michael Kalousek... Director of Accounting
Fred Krebs... Manager of Cash/Treasury
Nanette Thompson... Assistant Controller
Jennifer Brunetti... Payroll Administrator
Peggy Jackson... Revenue Accountant
Gina Johnson... Accounts Payable Supervisor
Sharon Erwin... Accounts Payable Clerk
Will Knorr... Financial Analyst

INFORMATION TECHNOLOGY

Chris Newman... Director of Information Technology
Gil Bencomo... Senior Information Technology Engineer
Jason Moore... Senior Information Technology Engineer
Mike Corey... Senior Information Technology Analyst
Nick Burris... Senior IT Engineer
Tahoe Dennis... IT Security Engineer
Denise Hernandez... Associate IT Engineer
Rick Seifert... Chief Communications Engineer

HUMAN RESOURCES

Aracely Gomez... Human Resources Director
Reann Rice... Human Resources Coordinator
Paola Thornton... Human Resources Coordinator

MARKETING

Ted Santiago... Director of Marketing
Marisol Villagomez... Senior Marketing Manager
Steve Atwater... Fan Development Manager
Cassiede Owens... Creative Services Manager
Brad Post... Mascot Coordinator
Scott Lantis... Marketing Manager
Jenna Petersen... Graphic Designer
Stephanie Warner... Graphic Designer

CORPORATE PARTNERSHIPS

Dan Hawley... Sr. Director of Corporate Partnerships
Sandy Young... Sr. Director of Partnership Marketing
Jon Carlson... Director of Business Development
Derek Thomas... Director of Corporate Partnerships
Rebecca Durham... Sr. Manager of Corporate Partnerships
Amanda Hebert... Sr. Manager of Partnership Activation
Kellie Sciaccia... Sr. Manager of Partnership Activation
Kim Torrez-Hruska... Manager of Partnership Activation
Jessica Geymayr... Partnership Activation Coordinator
Adam Janik... Partnership Activation Coordinator
Brooke Manning... Partnership Activation Coordinator

CHEERLEADERS

Shawna Peters... Director of Cheerleaders
Shelly Trujillo... Assistant Director, Cheerleaders
Lauren Giangregorio... Program Manager, Cheerleaders

OPERATIONS

Fred Fleming... Director of Special Services
Adam Newman... Director of Team Logistics
John Karpan... Facility Manager
Greg Johnson... Maintenance Coordinator
Josh Bruning... Senior Operations Manager
Zach Burns... Facility and Events Coordinator

SECURITY

Jim White... Security Manager

TURF OPERATIONS

Brooks Dodson... Director of Sports Turf & Grounds
Cole Dudley... Sports Turf Coordinator
Sam Pendleton... Grounds Coordinator
Andrew Mahnke... Sports Turf Assistant

NUTRITION & DINING

Bryan Snyder... Director of Team Nutrition
Justin Domsch... Executive Chef
Jake Schmitt... Sous Chef
Wendy Jaramillo... Lead Cook
Alfredo Gonzalez... Pantry Chef
Nick Ratliff... Culinary Team
Danny Sackett... Culinary Team
Robert Archuleta... Culinary Team

TICKET OPERATIONS / PREMIUM SEATING

Clark Wray... Sr. Director of Ticket Strategy and Analytics
Katie Delay... Senior Director of Ticket Operations
Glenn Hives... Director of Customer Service
Patti Barban... ADA Manager
Ellington Joffrion... Ticket Operations and Data Manager
Ivy Johnson... Ticket Operations Assistant Manager
Miranda Brunelli... Customer Service Representative
Stacey Drifmeyer... Customer Service Representative
Kylee Jackson... Customer Service Representative
Alexandria Farmer Waters... Customer Service Representative
Chris Faulkner... Senior Manager of Premium Seating
Brooke Carnie... Manager of Suite Services
Dave Stutman... Senior Premium Seating Executive
Geoff Sanders... Senior Premium Seating Executive
Ben Racine... Premium Service Executive
Melissa Hill... Premium Service Executive

STADIUM MANAGEMENT CO.

Jay Roberts... General Manager
Scott Blipek... Assistant General Manager
Chuck Olney... Director of Business Development
Jon Applegate... Director of Event Operations & Booking
Austin Zilis... Parking and Events Manager
Anna Marie Marcus... Senior Special Events Sales Manager
Ashley Johnson... Special Events Assistant Manager
Casey Bishop... Special Events Coordinator
Kathleen Risser... Events Administrator
Fran Williams... SMC Receptionist
Judi Fernquist... SMC Receptionist
Pat Tetrick... Director of Guest Relations
Ethan Honaman... Guest Relations Manager
Sharyl Morrison... Guest Relations Administrator
Jared Devine... Director of Security
Cindy Gordon... Security Manager
Fallon Howard... 24-Hour Security Supervisor
Mo Mills... 24-Hour Security Supervisor
Scott Padgett... 24-Hour Security Supervisor
John Capezuto... 24-Hour Security Assistant Supervisor
Weston Lind... 24-Hour Security Assistant Supervisor
Mark Brown... 24-Hour Security Assistant Supervisor
Jackie Anderson... 24-Hour Security Officer
Jason Cardona... 24-Hour Security Officer
Terrence Whitaker... 24-Hour Security Officer
Kynda Keiffer... 24-Hour Security Officer
Michael Coleman... 24-Hour Security Officer
Ashton Davis... 24-Hour Security Officer
April Franklin... 24-Hour Security Officer
Dominique Ireland... 24-Hour Security Officer
Charles Deichman... 24-Hour Security Officer
Melissa Rodriguez... Loading Dock Supervisor
Zach Myhra... Director of Facilities
Timothy Talbot... HVAC Technician
Max Tafoya... HVAC Technician
Matt Shine... Senior Operations Manager
Madeline Pedro... Facilities Administrator
Keelyn Arnold... Assistant Production Artist
Howard Brown... Facility Operations Manager
Andrew Feagans... Conversion Crew Member
Michael Prokop... Conversion Crew Member
David Randolph... Conversion Crew Member
Cole Tavenner... Conversion Crew Member
Tyler Eldred... Facility Operations Coordinator
Terrance "Jamie" Perkins... Engineering Manager
Curt Norton... Lead Plumber
Mike Hernandez... Plumber
Chris Hoag... Lead Electrician
Page Valencia... Electrician II
Anthony Guzman... Electrician
Jeremiah Roybal... Lead HVAC Technician
Brett Seibel... Project Manager
Craig Honas... General Maintenance Lead
James Heinrichs... General Maintenance
Steven Morris... Logistics Coordinator
Kevin O'Connor... Facilities Technician
Patrick Bowlen III... Facilities Coordinator
Megan Rollins... Lead Production Artist
Amy Thomas... Project and Procurement Coordinator
Chris Hathaway... Turf Manager
Dillon Pike... Assistant Turf Manager
Abe Picaso... Turf Technician
Pat Jordan... Dir. of Technical and Broadcast Operations
Jeremy Wecker... Manager of AV Technology and Engineering
Aaron Fabis... AV Technician
Malcolm Perry... Parking and Events Coordinator

DENVER BRONCOS' WINNING TRADITION

The Denver Broncos, who will embark on their 59th season in 2018, are tied for the second-most Super Bowl appearances in professional football history. In addition to winning back-to-back World Championship following the 1997-98 seasons, the Broncos captured their third Super Bowl in 2015. The team has also totaled 29 all-time winning seasons, 22 playoff berths, 15 AFC West titles and 10 AFC Championship Game appearances. "Broncos Country" is home to the NFL's best fans with the franchise's 48-year home game sellout streak representing the longest in professional football. The 2018 season will mark Pat Bowlen's 35th as owner of the Broncos. The first owner in professional football history to reach 300 wins in his first 30 years, Mr. Bowlen has helped the Broncos to ore Super Bowl appearances (7) than losing seasons (6) during his distinguished ownership.

FEWEST NUMBER OF LOSING SEASONS, NFL, 1984-2017

Denver	6	L.A./San Diego Chargers	14
New England	7	New York Jets	15
Pittsburgh	7	Oakland/L.A. Raiders	15
Green Bay	8	Washington	15
Houston [^]	8	New Orleans	16
Miami	10	Chicago	17
Minnesota	10	Cleveland†	17
Indianapolis	11	Buffalo	18
Carolina*	12	Cincinnati	18
Dallas	12	Atlanta	20
Kansas City	12	L.A./St. Louis Rams	22
New York Giants	12	Arizona/Phoenix/St. Louis	23
Philadelphia	12	Detroit	23
San Francisco	12	Tampa Bay	23
Seattle	12	<i>*began play in 1995</i>	
Balt. Ravens/Cleveland#	13	<i>#did not exist from 1996-98</i>	
Jacksonville*	13	<i>†began play in 1999</i>	
Tennessee/Houston	13	<i>^began play in 2002</i>	

Third Best Since 1970 NFL/AFL Merger — The Broncos' 431-307-6 (.584) record in the regular season since the 1970 merger ranks third in the NFL during those 48 seasons.

TOP RECORDS AMONG NFL TEAMS, 1970-2017 (regular season only)

Franchise	Record	Pct.
1. Pittsburgh Steelers	457-285-2	.616
2. Dallas Cowboys	35-309-0	.585
3. Denver Broncos	431-306-6	.584
3. Miami Dolphins	430-312-2	.579
4. New England Patriots	426-318-0	.573

CHARTING THE BRONCOS' 15 DIVISION TITLES

Year	Record	AFC Playoff Record	Level Reached
1977*	12-2	2-0	Super Bowl XII
1978	10-6	0-1	AFC Divisional Playoff
1984	13-3	0-1	AFC Divisional Playoff
1986	11-5	2-0	Super Bowl XXI
1987*	10-4-1	2-0	Super Bowl XXII
1989*	11-5	2-0	Super Bowl XXIV
1991	12-4	1-1	AFC Championship
1996*	13-3	0-1	AFC Divisional Playoff
1998*	14-2	2-0	World Champions
2005	13-3	1-1	AFC Championship
2011	8-8	1-1	AFC Divisional Playoff
2012*	13-3	0-1	AFC Divisional Playoff
2013*	13-3	2-0	Super Bowl XLVIII
2014	12-4	0-1	AFC Divisional Playoff
2015*	12-4	2-0	World Champions

**denotes seasons in which Broncos secured homefield advantage throughout AFC Playoffs.*

DENVER BRONCOS' WINNING TRADITION

Denver Tied for Second in Super Bowl Appearances — The Broncos made their eighth Super Bowl appearance against Carolina on Feb. 7, 2016, and that total ties for the second most in NFL history. Winners of three Super Bowls (XXXII, XXXIII, 50), the Broncos are one of just nine NFL teams to win a trio of World Championships.

MOST SUPER BOWL APPEARANCES, NFL HISTORY

Franchise	App.	Games (wins asterisked)	Rec.
1. New England Patriots	10	XX, XXXI, XXXVI*, XXXVIII*, XXXIX*, XLII, XLVI, XLIX*, LI*, LII	5-5
2. Denver Broncos	8	XII, XXI, XXII, XXIV, XXXII*, XXXIII*, XLVIII, 50*	3-5
Dallas Cowboys	8	V, VI*, X, XII*, XIII, XXVII*, XXVIII*, XXX*	5-3
Pittsburgh Steelers	8	IX*, X*, XIII*, XIV*, XXX, XL*, XLIII*, XLV	6-2
5. San Francisco 49ers	6	XVI*, XIX*, XXIII*, XXIV*, XXIX*, XLVII	5-1

Homefield Advantage — The Broncos' 275-116-4 (.702) overall record at home since the 1970 Merger is the second best in the NFL. Denver owns a 258-111-4 (.698) home record in the regular season since 1970 and is 17-5 (.773) in the postseason at home during this time.

TOP FIVE OVERALL HOME RECORDS, NFL, 1970-2017

Team	Regular Season	Postseason	Total	Pct.
1. Pittsburgh	268-103-1 (.722)	21-10 (.677)	289-113-1	.718
2. Denver	258-111-4 (.698)	17-5 (.773)	275-116-0	.702
3. Baltimore	120-55-1 (.685)	3-2 (.600)	123-57-1	.682
4. Minnesota	250-122-1 (.672)	12-8 (.600)	262-130-1	.668
5. New England	241-131-0 (.648)	22-4 (.846)	263-135-0	.661

Historical Start — The Broncos began the 1998 season by winning their first 13 games, a feat accomplished only eight other times in NFL history.

TEAMS TO START 13-0 OR BETTER IN NFL HISTORY

Team	Year	Record	Reg. Season Finish	Postseason
Carolina	2015	14-0	15-1	Lost Super Bowl 50
Green Bay	2011	13-0	15-1	Lost NFC Divisional Playoff Game
New England	2007	16-0	16-0	Lost Super Bowl XLII
Indianapolis	2009	14-0	14-2	Lost Super Bowl XLIV
Miami	1972	14-0	14-0	Won Super Bowl VII
New Orleans	2009	13-0	13-3	Won Super Bowl XLIV
Indianapolis	2005	13-0	14-2	Lost AFC Divisional Playoff Game
Denver	1998	13-0	14-2	Won Super Bowl XXXIII
Chicago Bears	1934	13-0	13-0	Lost NFL Championship Game

18-Game Winning Streak — The Broncos won 18 consecutive games, including postseason, during their two-Super Bowl run from 1997-98. Denver's 18-game overall winning streak ties for the third longest in NFL history.

LONGEST WIN STREAKS IN NFL HISTORY (REGULAR SEASON AND POSTSEASON COMBINED)

Team	Wins	Date Began-Ended	Accomplishments
1. New England	21	10/5/03-10/31/04	Won Super Bowls XXXVIII and XXXIX
2. Green Bay	19	12/26/10-12/11/11	Won Super Bowl XLV
3. Denver	18	12/21/97-12/13/98	Won Super Bowls XXXII and XXXIII
New England	18	9/9/07-2/3/08	First-ever 16-0 regular season
San Francisco	18	11/27/89-11/18/90	Won Super Bowl XXIV
Miami	18	9/17/72-9/23/73	Won Super Bowl VII
Chicago Bears	18	11/9/41-12/13/42	Won 1941 NFL Championship
Chicago Bears	18	11/26/33-12/9/34	Won 1933 NFL Championship

24 In A Row At Home — The Broncos won 24 consecutive home games in the regular season from 1996-98, marking the third-longest such winning streak in NFL history.



uhealth

TRAINING CENTER



UHealth Training Center is the state-of-the-art facility for the Denver Broncos located in Englewood, Colo.

The team's suburban headquarters, which spans 25.5 acres in the expanding Dove Valley Business park in South Arapahoe County, consists of three separate buildings:

- Paul D. Bowlen Memorial Broncos Centre (completed in 1990)
- Strength & Conditioning Complex (completed in 2004)
- Pat Bowlen Fieldhouse (completed in 2014)

Since the 2014 offseason, the Broncos have invested more than \$45 million to renovate its existing facility and construct an indoor practice facility adjacent to the team's current headquarters. The capital improvement plan at UHealth Training Center, which has made the Broncos' headquarters one of the elite training facilities in all of professional sports, included:

- Expanding the Paul D. Bowlen Memorial Broncos Centre by 27,490 square feet and renovating the lobby, team meeting room, training room, player locker room, media room and other existing infrastructure.
- Constructing a new commercial kitchen and cafeteria as well as new video operations and football technology offices.
- Adding more than 3,000 square feet of conference space along with several new offices and work-spaces.
- Building a 115,000 square-foot indoor practice facility—the Pat Bowlen Fieldhouse—west of the current practice fields that includes an 85,000 square-foot fieldhouse as well as a 30,000 square-foot support space.
- Enhancing the new indoor full-length field with a locker room and football service area.
- Accompanying the Pat Bowlen Fieldhouse with meeting spaces, a video production room and a Broncos retail outlet.
- Improving the training camp experience for fans by creating a larger public viewing area, including new ADA seating, adding additional parking and improving restroom facilities.
- Modernizing and expanding main team meeting room by 1,650 square feet in addition to updating all of the breakout position group meeting rooms.
- Remodeling and enlarging the training room and rehab facilities by 2,450 square feet to accommodate world-class therapy pools, a player recovery room and a cryotherapy chamber room.



UCHealth Training Center

There is ample practice space available for use by the Broncos on the three outdoor natural grass fields. The fields have a unique design system that includes underground tubing to prevent the turf from freezing and thus allows the Broncos to practice year-round on unfrozen natural grass.

The new indoor practice field inside the Pat Bowlen Fieldhouse enables the team to utilize a full-length field in a climate-controlled environment.

Outdoor practice fields.



Full-length field in the new indoor practice facility.



Above: The team's dining hall, featuring a full kitchen and a Gatorade Fuel Bar, keeps players, coaches and staff fed year round.




Left: The Broncos' strength and conditioning center is situated north of the Paul D. Bowlen Memorial Broncos Centre. The weight room, spanning approximately 9,000 square feet, along with the 18,000-square foot indoor turf field, affords the football team and its strength and conditioning staff one of the finest training facilities in the NFL.



Left: The Broncos can accommodate thousands of fans during training camp practices at UCHealth Training Center.

Right: The Broncos completed a million-dollar player locker room renovation project during the 2016 offseason.





**PAT BOWLEN****OWNER**

Pat Bowlen enters his 35th season as Owner of the Denver Broncos in 2018, and his tenure of ownership is indelibly stamped as one of the most successful periods for any team in National Football League history.

The longest-tenured owner of a professional sports team in Colorado history and the only owner in NFL history to achieve 300 overall victories during his first 30 seasons, Mr. Bowlen has guided the Broncos to an unprecedented run of success during his three-plus decades in Denver.

His outstanding contributions to the Broncos, the NFL and the community have established him as one of the greatest and most influential contributors in professional football history.

Elected to the Denver Broncos Ring of Fame in 2015, Mr. Bowlen presides over a franchise that is one of the crown jewels among NFL clubs. With more Super Bowl appearances (7) than losing seasons (6) during Mr. Bowlen's ownership, the Broncos are, by any definition, at the pinnacle of professional sports franchises.

Owning the second-best overall winning percentage of any NFL team (.602 / 348-230-1)—and the third-highest win percentage in all of American professional sports—under Pat Bowlen, the Broncos in that span have achieved 21 winning seasons, 13 division titles, nine conference championship berths and seven Super Bowl appearances. The club's success during Mr. Bowlen's ownership is highlighted by three Super Bowl wins—back-to-back World Championships from 1997-98 and a victory in Super Bowl 50 following the 2015 season.

The Broncos have become one of the most popular franchises in all of sports under Mr. Bowlen with the team selling out all 292 home regular-season/playoff games during his ownership. This 34-year streak is part of the Broncos' 48-year, 395-game home sellout streak that is the longest in NFL history in one city.

Whether judged by the measure of wins and championships, attendance, national television exposure or by his and the Broncos' reputation locally and throughout the NFL, there are few parallels in the world of professional sports. The Broncos' status was recognized nationally in a 2014 Harris poll that named the franchise "America's Team."

The Denver Broncos are the soul of the city. Mr. Bowlen serves as the owner and steward of this sterling franchise, and the legend of both team and owner are marked by achievement and success at every level. The Broncos have grown from being Denver's first major league franchise in 1960 to Colorado's state religion.

A member of the Colorado Sports Hall of Fame, Mr. Bowlen's championship mentality includes an extraordinary commitment to the community. As chairman of the board of Denver Broncos Charities, he has donated more than \$30 million to charitable organizations in the Denver area since the inception of that fund in 1993.

His status and reputation as an owner were recognized locally in 2013 when he received the Mizel Institute Community Enrichment Award, the region's most prestigious philanthropic accolade, for his community leadership and commitment to the city of Denver and state of Colorado.

In 2017, a youth development park in Commerce City was dedicated as "Pat Bowlen Field" in recognition of Mr. Bowlen's tremendous contributions to the Boys & Girls Clubs of Metro Denver. This includes the 14-year funding of the Denver Broncos Boys & Girls Club, making Mr. Bowlen's franchise the only pro sports team to fully fund its own branch of the Boys & Girls Club.

Mr. Bowlen's culture of integrity and winning has permeated the Rocky Mountain region. Winners of five of the last seven AFC West Division titles, the Broncos operate with a relentless approach to be the best at everything. He has positioned the franchise to pursue its fourth World Championship to add to its winning tradition, and Mr. Bowlen's commitment to that goal is unwavering.

The Broncos' owner has fashioned a powerful reputation among his peers as a bold, dynamic leader who is single-minded in his pursuit of excellence, whether representing the Broncos, the city of Denver, the state of Colorado or the National Football League. He presides over a franchise that by any standard has been one of the NFL's most successful in his three-plus decades of club ownership.

Mr. Bowlen's seven Super Bowl appearances are the second most among pro football owners. Denver's 13 division titles since 1984 rank fourth among NFL clubs, and its 28 seasons with a .500 or better record during that span are easily the most in the league.

Denver is the only team to post at least 90 wins in each of the last three decades, and the franchise's 348 overall victories under Mr. Bowlen (1984-pres.) are the second most in the NFL during that span while tying for fifth in league history among all owners.

In addition, Denver's 344 national television appearances under Mr. Bowlen are the most in the league. That total includes a league-high 160 prime-time games as well as 144 appearances as part of network doubleheaders.

For many years, Mr. Bowlen's reputation as an outstanding owner has been well known nationally as he is held in the highest regard by fans, players, coaches, his peers and NFL executives. In 1987, he finished second in The Sporting News Executive of the Year balloting. In December 2000, ESPN conducted a fan poll asking which NFL owner would be the best for which to play. Mr. Bowlen finished first among all NFL owners with 44.7 percent of the more than 60,000 votes cast.

In addition to his unmistakable impact with the Denver Broncos, Mr. Bowlen has had a profound influence on the growth of the NFL. He has served on 15 league committees during his ownership, helping negotiate record-breaking television contracts and ensuring years of labor peace with several extensions to the NFL's Collective Bargaining Agreement.

Pat Bowlen was introduced as the majority owner of the Denver Broncos on March 23, 1984, and that announcement triggered a new era in franchise history. Mr. Bowlen and the Bowlen family acquired 100 percent ownership of the Broncos in July 1985, and currently his brother John Bowlen owns a minority interest in the Broncos.

Mr. Bowlen immediately put his own mark on the Broncos, establishing a solid administration and creating a positive atmosphere that was a major factor in the team's success both on and off the field.

Champions are built from the top, and Pat Bowlen is a model of leadership in the scope of his drive and commitment. "I want us to be number one in everything," Mr. Bowlen has often said in a recurring theme that marks his management style. Everyone knows that it is the owner who provides the financial backing that is integral to a championship team, but many fans are unaware that much of the heart, soul and drive of this championship organization come directly from Pat Bowlen.

He has made all of his managerial moves with one goal in mind—to aggressively position the Denver Broncos for another Super Bowl championship. No one sets higher standards for the Broncos than Pat Bowlen, whose goals have always been to have his franchise regarded among the finest in pro sports with victory being the measuring stick for that success.

Thus, the ultimate goal of this iconic owner remains firmly set on repeating the Broncos' World Championship seasons of 1997, 1998 and 2015.

Below is a summary of the Denver Broncos' success during Mr. Bowlen's ownership (1984-Pres.):

- The Denver Broncos won three Super Bowls—Back-to-back World Championships in 1997 (Super Bowl XXXII vs. the Green Bay Packers, 31-24) and 1998 (Super Bowl XXXIII vs. the Atlanta Falcons, 34-19) as well as in 2015 (Super Bowl 50 vs. the Carolina Panthers, 24-10).
- Denver became the sixth NFL franchise to win back-to-back Super Bowls, joining Green Bay, Miami, Pittsburgh (twice), San Francisco and Dallas. The Broncos became the first AFC team to do it in two decades.
- When the Broncos won Super Bowl XXXII, they were the first AFC team to win in 14 years and just the second wild card team to win a Super Bowl under the NFL's present playoff system.
- The Broncos own seven AFC Championships under Pat Bowlen (1986, 1987, 1989, 1997, 1998, 2013, 2015).
- Denver was the only AFC franchise to make three Super Bowl appearances in the 1980s.
- Denver owns the most winning seasons (21) while ranking second in overall wins (348) and Super Bowl appearances (7).
- The Broncos have dominated the AFC Western Division by posting more division titles (13), conference championship game appearances (9) and Super Bowl appearances (7) than any other club in the division.
- In addition to winning 13 division titles, Mr. Bowlen's franchise has had regular-season win totals of 14, 13 (five times), 12 (four times), 11 (four times) and 10 (three times). Seventeen of Denver's 21 seasons with double-digit win totals have come during Mr. Bowlen's ownership.
- The Broncos won an NFL-record seven postseason games in a two-year period (1997-1998).
- The Broncos had 33 wins over a two-year period (1997-1998), at that time the most in NFL history.
- The Broncos had an NFL-record 46 wins over a three-year period (1996-1998).
- The Broncos became the second team in modern NFL history to go undefeated during regular-season play at home for three consecutive seasons (1996-1998).
- His 1997-1998 teams performed the astonishing feat of going nearly an entire calendar year without a defeat (12/15/97-12/13/98), at that time a league-record 18 consecutive wins.

- In 1998, Denver won a franchise-record 17 games (14 in the regular season), including a 13-0 start that resulted in Denver going nearly an entire calendar year without a loss.
- His 2015 team won an NFL-record 11 games decides by a touchdown or less en route to a victory in Super Bowl 50.
- The Broncos have the best home record (211-81 / .723) in pro football over the past 34 years.
- The Broncos have had an NFL-low six losing seasons compared to their 21 winning seasons.
- In Mr. Bowlen's 34 years of ownership, the Broncos have played 36 postseason games, all of which have been sold out.
- The Broncos have sold out every home regular season and playoff contest during Mr. Bowlen's ownership—292 games—as part of the team's NFL-record 395-game home sellout streak dating back to 1970.
- Denver has led the NFL in attendance during Mr. Bowlen's 34-year period as owner. The Broncos have drawn more than 20 million fans to their home games from 1984-2017, marking the highest total in the NFL.
- Mr. Bowlen ushered in a new era in Denver Broncos football history in 2001 when the state-of-the-art Broncos Stadium at Mile High opened. Mr. Bowlen contributed more than \$150 million to the construction of the new stadium and helped fund a \$30 million upgrade during the 2013 offseason.
- He was responsible for the Broncos' headquarters, the UCHealth Training Center, a state-of-the-art office and training facility located on the team's 13.5-acre complex in South Arapahoe County. The main facility, the Paul D. Bowlen Memorial Broncos Centre, is named after Pat Bowlen's father, and the Broncos moved into the building on March 5, 1990. In 2014, the facility underwent \$38 million in renovations and construction, including the addition of a state-of-the-art indoor practice facility, the Pat Bowlen Fieldhouse.
- In addition to his role with the Broncos, Mr. Bowlen was a key figure in securing the league's labor and TV contracts. He served as co-chair of the powerful NFL Management Council Executive Committee from 2001-11 and formerly chaired the prestigious NFL Broadcasting Committee. He also served on the NFL Compensation Committee, the NFL Network Committee, the Pro Football Hall of Fame Committee, the NFL Business Ventures Committee, the NFL Finance Committee, the Los Angeles Working Group Committee, the NFL Workplace Diversity Committee, the NFL Expansion Committee, the NFL International Committee, the NFL Legislative Committee, the NFL Enterprises Executive Committee, the NFL Films Executive Committee and the NFL Special Committee on Strategic Opportunities & Challenges.
- In his role as Chair of the NFL Broadcast Committee, Mr. Bowlen was responsible for the negotiations on the NFL's \$18 billion TV contract, the most lucrative single-sport contract in history.

Pat Bowlen was born in Paire du Chien, Wis., where he attended high school. He went on to the University of Oklahoma, earning degrees in both business (1965) and law (1968). After successful careers in oil, gas and real estate, he purchased the Denver Broncos in 1984.

Mr. Bowlen served as the Honorary Chairman of the Colorado Special Olympics for 19 years and was the organization's Outstanding Celebrity in 1993. In addition, Mr. Bowlen has served as the Honorary Chairman of the Stadium Stampede (formerly the Colorado Family Classic) to benefit St. Joseph's Hospital Foundation for 30 years.

He was Honorary Chairman of the Capuchin Friars Brown Robe Benefit fundraising dinner for 20 years. Mr. Bowlen also chaired the 1989 Centennial Scholarship rally at the University of Northern Colorado in Greeley and was Co-Chairman of the Rose Medical Center Critical Care Campaign from 1986-89.

Mr. Bowlen was elected to the University of Denver Board of Trustees in 1987 and the Colorado Academy Board of Trustees in 1991. His previous DU committee memberships also included the Athletic Affairs Committee, the Institutional Advancement Committee and the Institutional Advancement/University Relations subcommittee.

A former member of the Young President's Organization, Mr. Bowlen was a member of the American Ireland Fund Dinner Committee for 22 years and Trustee for the Irish Community Center for 11 years.

Mr. Bowlen maintained an active lifestyle throughout his life, including competing in the Ironman Triathlon—an event in which one must swim 2.4 miles, ride 112 miles on a bicycle and run 26.2 miles, all consecutively—as well as in other triathlon races and several marathons.

PAT BOWLEN ERA MARKED BY ACHIEVEMENT

NFL COMPARISON (1984-2017)

FEWEST LOSING SEASONS

Denver	6
New England	7
Pittsburgh	7
Green Bay	8
Houston^	8

^Began play in 2002

NUMBER OF REG. SEASON WINS

New England	335
Denver	327
Pittsburgh	325
San Francisco	316
Green Bay	310

DIVISION TITLES

New England	18
Pittsburgh	15
Denver	13
San Francisco	13
Indianapolis	11

PLAYOFF APPEARANCES

New England	21
Pittsburgh	20
Green Bay	19
San Francisco	19
Denver	18

PLAYOFF GAMES

New England	49
Pittsburgh	40
San Francisco	39
Green Bay	38
Denver	36

CONF. CHAMPIONSHIP GAMES

New England	14
San Francisco	11
Pittsburgh	10
Denver	9

SUPER BOWL APPEARANCES

New England	10
Denver	7
N.Y. Giants	5
San Francisco	5
Buffalo	4
Pittsburgh	4

WORLD CHAMPIONSHIPS

New England	5
N.Y. Giants	4
San Francisco	4
Denver	3
Dallas	3

AFC WEST COMPARISON (1984-2017)

DENVER WINS VS. AFC WEST

vs. L.A. Chargers	43
vs. Oakland	40
vs. Kansas City	39

DIVISION TITLES

Denver	13
Kansas City	7
L.A. Chargers	7
Oakland	5

REG. SEASON DIVISIONAL WINS

Denver	146
Kansas City	134
Oakland	107
L.A. Chargers	102

FEWEST LOSING SEASONS

Denver	6
Kansas City	12
L.A. Chargers	14
Oakland	17

NUMBER OF REG. SEASON WINS

Denver	318
Kansas City	272
L.A. Chargers	253
Oakland	235

PLAYOFF APPEARANCES

Denver	18
Kansas City	15
L.A. Chargers	9
Oakland	9

PLAYOFF GAMES

Denver	36
Kansas City	18
L.A. Chargers	16
Oakland	15

CONF. CHAMPIONSHIP GAMES

Denver	9
Oakland	3
L.A. Chargers	2
Kansas City	1

SUPER BOWL APPEARANCES

Denver	7
L.A. Chargers	1
Oakland	1
Kansas City	0

WORLD CHAMPIONSHIPS

Denver	3
Kansas City	0
L.A. Chargers	0
Oakland	0

PAT BOWLEN ERA (1984-2017)

One of NFL's Best Under Bowlen — The Broncos have the second-best regular-season win percentage (.603 / 327-215-1) in the entire NFL since 1984 under the ownership of Pat Bowlen.

BEST REGULAR-SEASON WIN PERCENTAGE IN THE NFL, 1984-2017

	TEAM	W	L	T	PCT.
1.	New England Patriots	335	208	0	.617
2.	Denver Broncos	327	215	1	.603
3.	Pittsburgh Steelers	325	217	1	.599
4.	San Francisco 49ers	316	225	2	.584
5.	Green Bay Packers	310	231	2	.573
6.	Philadelphia Eagles	298	241	4	.552
7.	Baltimore Ravens	190	161	1	.541
	New York Giants	293	249	1	.541
9.	Minnesota Vikings	290	252	1	.535
10.	Dallas Cowboys	288	255	0	.530
	Miami Dolphins	288	255	0	.530

National Television Exposure — The Broncos have appeared in 344 nationally televised games during Pat Bowlen's 34 seasons of ownership (1984-2017).

BRONCOS NATIONALLY TELEVIEWED GAMES, 1984-2017

TYPE	NO.
National Doubleheader Games	144
Monday Night Games	58
Sunday Night Games	49
Postseason Games	36
Preseason Games	28
Thursday/Saturday Games	25
Thanksgiving Day Games	4
TOTAL	344 Nationally Televised

THE BOWLEN ERA

RANKS AMONG NFL OWNERS (1984-2017)

REGULAR-SEASON WINS

Pat Bowlen, Den.	327
Tom Benson, N.O.	278
Robert Kraft, N.E.	268
Dan Rooney, Pit.	250

WINNING SEASONS

Pat Bowlen, Den.	21
Robert Kraft, N.E.	21
Dan Rooney, Pit.	18
Bud Adams, Hou./Ten, Lamart Hunt, K.C.	14

DIVISION TITLES

Robert Kraft, N.E.	18
Pat Bowlen, Den.	13
Dan Rooney, Pit.	12
Virginia Halas McCaskey, Chi.	10

PLAYOFF WINS

Robert Kraft, N.E.	30
Pat Bowlen, Den.	21
Dan Rooney, Pit.	18
Edward DeBartolo Jr., S.F.	18

CONFERENCE CHAMPIONSHIPS

Robert Kraft, N.E.	9
Pat Bowlen, Den.	7
Edward DeBartolo Jr., S.F.	4
Dan Rooney, Pit./ Ralph Wilson Jr., Buf.	4

SUPER BOWL WINS

Robert Kraft, N.E.	5
Edward DeBartolo Jr., S.F.	4
Pat Bowlen, Den.	3
Jerry Jones, Dal.	3



JOE ELLIS

PRESIDENT & CEO

Joe Ellis is in his eighth season as President of the Denver Broncos in 2018 and his fifth year as Chief Executive Officer after adding those responsibilities in 2014.

In his 24th overall season with the Broncos, Ellis owns extensive experience and expertise at both the club and league level through his 30-plus years in the NFL. Having worked with Owner Pat Bowlen for nearly three decades, Ellis has been entrusted to operate the team with full authority while serving as the Broncos' representation for all league matters.

Under Ellis' direction, the Broncos enter the 2018 season positioned at or near the top of the NFL in numerous key areas. The Broncos' accomplishments under Ellis include on-field success, local popularity, national prominence, attendance, philanthropic involvement and local television ratings.

The team has won five of the last seven AFC West Division titles since Ellis was named team president in 2011. During that time, Denver has tied for the third-most overall wins (78) in the NFL, including a victory in Super Bowl 50 following the 2015 season and two AFC Championship Game home wins ('15 and '13).

Ellis' leadership skills and business knowledge have helped the Broncos strengthen their reputation as one of the most successful and fan-friendly franchises in all of professional sports. He has earned significant recognition from his peers and throughout the Rocky Mountain Region for the Broncos' emphasis on community involvement and civic responsibility.

Calling Colorado his home for more than 20 years, Ellis brings a comprehensive understanding of what the Denver Broncos mean to the state and surrounding community. The Broncos' positive presence and impact in the region during Ellis' tenure with the team has evoked inspiration and action through numerous flagship partnerships and other community initiatives.

His long-standing leadership, dedication and contributions to the city and state were most recently recognized in 2017 with his induction into the Denver and Colorado Tourism Hall of Fame.

Under Ellis' guidance, the Broncos in 2017 enjoyed their 48th consecutive season of sellouts—the longest active streak in professional sports. Their record-setting home attendance mark also was complemented by impressive local television rating figures that ranked among the league leaders.

The club has made its gameday experience a priority under Ellis, embracing innovation and technology to improve fan engagement, satisfaction and safety. Ellis worked to secure a \$30 million investment in Broncos Stadium at Mile High during the 2013 offseason that increased the size of its scoreboard by three times while enhancing all stadium audio/visual elements, suites and concourses.

The Broncos have also invested in a robust Wi-Fi system at Broncos Stadium at Mile High to ensure the venue is among the most mobile-friendly in the world.

Overseeing more than \$45 million in major renovations at UCHHealth Training Center starting in 2014, Ellis has helped make the Broncos' training facility one of the most elite in all of sports. The capital improvement projects include the construction of a 115,000 square-foot indoor practice facility—the Pat Bowlen Fieldhouse—in 2014 and significant renovations to the team's offices, auditorium and training room in 2018.

Widely respected within the NFL and the sports industry, Ellis has cultivated strong relationships both locally with community leaders as well as nationally with key league executives and business partners. He has established a solid structure at the top of the organization along with an overall direction that has poised the Broncos for sustained success both on and off the field.

Ellis worked closely with Mr. Bowlen to hire President of Football Operations/General Manager John Elway in January 2011, bringing back the Broncos' Pro Football Hall of Fame quarterback and giving him the responsibility of building a championship football team. He maintains daily communication with Elway as well as Head Coach Vance Joseph regarding all football matters.

With comprehensive experience in the areas of stadium operations and personnel management, Ellis' numerous responsibilities with the club's business operations include overseeing its financial management, marketing and sales, public relations, community development, ticket operations and facilities.

A driving force behind the opening of Broncos Stadium at Mile High in 2001, Ellis oversees Stadium Management Company (SMC), which operates and manages the state-of-the-art facility. During his participation in all aspects of the stadium's administration and development, he has worked very closely with important members of the political, business and civic communities that comprise the cultural fabric of Denver.

Before he was named team president, Ellis spent 2008-10 as the Broncos' chief operating officer and 1998-2007 as the club's executive vice president of business operations. He began his 20-year relationship with the Broncos in 1983 as their director of marketing, leading the club's promotional efforts for three seasons.

Ellis left the Broncos following the 1985 season to obtain his master's degree from the J.L. Kellogg School of Management at Northwestern University. He graduated from Northwestern in 1988 and joined the NFL in 1990 as vice president of club administration and stadium management.

With the NFL, Ellis was involved in several aspects of league operations with a strong focus on new stadium development. Most notably, he held a vital role in the league's oversight of the Cleveland Browns' successful re-entry into the NFL in 1999.

Ellis worked closely with Roger Goodell during his time at the league office, building a strong professional association and friendship with the future NFL commissioner.

Named *ColoradoBiz's* CEO of the Year in 2017, Ellis represents the Broncos on numerous boards and civic organizations in the metropolitan area, including his role as Board President of Broncos Charities. He received a bachelor's degree in 1980 from Colorado College, which named him to its Board of Trustees in 2018.

Ellis is married to Ann and the couple has three children: sons Si and Zander, and daughter Catherine.



JOHN ELWAY

PRESIDENT OF FOOTBALL OPS. / GM

John Elway, a dynamic leader with experience guiding the Broncos to World Championships as both a player and a general manager, enters his eighth season with club in 2018 and operates as President of Football Operations/GM. He was hired by Owner Pat Bowlen to lead the Broncos' football operations on Jan. 5, 2011.

Inducted into the Pro Football Hall of Fame following a magnificent 16-year career as a quarterback with the Broncos from 1983-98 that included five Super Bowl appearances and two World Championships, Elway is responsible for overseeing all football operations for the Broncos.

Named to the NFL's prestigious Competition Committee in 2017, Elway holds final say on all football-related matters, directing every aspect of the team's player acquisition process. This includes college scouting research related to the NFL Draft along with pro personnel efforts associated with free agency and trades.

Bringing a competitive football and business acumen to the Broncos, Elway has infused the club's football operations with a winning culture and a positive approach toward building a championship team. In his 23 seasons with the franchise—16 as a player and seven as an executive—the Broncos have appeared in seven Super Bowls, posting as many championships (3) as losing seasons (3).

Elway's vision and aggressive approach toward free agency and the NFL Draft have guided the Broncos' unprecedented progress in his seven seasons as the club's lead football executive.

Inheriting a Broncos team that finished 4-12 in 2010, Elway has overseen a drastic turnaround in which Denver has posted the third-best overall win percentage (.639 / 78-44) in the NFL since 2011 while capturing five AFC West Division titles and appearing in two Super Bowls.

The highlight of Elway's tenure as general manager was guiding the franchise to its third World Championship in 2015 with a 24-10 win against Carolina in Super Bowl 50.

In becoming the first individual to start at quarterback for a Super Bowl winner and return as a general manager to win another, Elway was tabbed as 2015 Executive of the Year by multiple outlets, including ESPN.com (John Clayton). He also received the 2016 Jack Horrigan Award from the Pro Football Writers of America for his qualities and professional style in dealing with the media.

The organization has been among the NFL's most active clubs in improving its roster under Elway. He has aggressively utilized the NFL Draft, free agency, trades and waiver acquisitions to assemble a championship-caliber team.

During his seven seasons as an executive, Elway is the only general manager in the NFL during that span who has acquired future Pro Bowl players through the NFL Draft, street free agency, unrestricted free agency and college free agency.

The 12 Pro Bowlers Elway has acquired have combined for a league-best 28 total Pro Bowl selections with the Broncos in the last seven years. Including players Elway has signed to contract extensions, he has secured 16 players who have combined for 34 Pro Bowls with Denver since 2011.

The Broncos have been awarded a league-high 13 compensatory draft picks during the last four years, demonstrating the success the club has had in securing talent under Elway.

Elway was the architect of the highest-scoring offense in NFL history (606 pts.) in 2013 that helped propel the Broncos to Super Bowl XLVIII. Just two years later, he assembled the league's No.1-ranked defense (283.1 ypg.) that will go down as one of the finest units in NFL history after leading Denver to a victory in Super Bowl 50.

With an innate understanding of the chemistry required of a Super Bowl championship team,

BRONCOS AMONG NFL's BEST TEAMS UNDER ELWAY

BEST OVERALL WIN PERCENTAGE, NFL, 2011-17

Team	W	L	T	Pct.
1. New England	101	29	0	.777
2. Seattle	80	43	1	.649
3. Denver	78	44	0	.639
4. Green Bay	78	44	1	.638
5. Pittsburgh	6	44	0	.633

DENVER'S NFL RANKS UNDER JOHN ELWAY

Statistic	No.	Rk.
Overall Wins	78	T-3rd
Reg. Season Wins	72	T-4th
Playoff Berths	5	T-3rd
Division Titles	5	T-2nd
Super Bowl Appearances	2	T-2nd
Super Bowl Wins	1	T-2nd

Elway made a bold move in 2015 to position Denver to return to the NFL's mountaintop. Coming off four consecutive AFC West titles, he hired Gary Kubiak, a highly regarded and accomplished head coach who had been a part of three previous Super Bowl-winning staffs.

The Broncos' 2015 championship squad contained the perfect blend of talent, experience and discipline, as evidenced by its NFL-record 11 wins by a touchdown or less.

Denver's suffocating defense, in true championship form, held its three playoff opponents—featuring three of the top-four scoring offenses in 2015—to nearly half (50.7%) of their average regular-season point totals. All-Pro linebacker Von Miller, who was Elway's first draft pick as an executive in 2011, became just the 10th defensive player to be named Super Bowl MVP after totaling 2.5 sacks and two forced fumbles in a dominating performance against the Panthers.

The quarterback of the Broncos' 2015 Super Bowl-championship team was Peyton Manning, a future Pro Football Hall of Famer whom Elway signed as a street free agent in 2012. Manning was named NFL Comeback Player of the Year in his first season with the Broncos before earning his unprecedented fifth NFL Most Valuable Player Award from the Associated Press in 2013.

Elway's 2014 free agent class—Emmanuel Sanders, Aqib Talib, T.J. Ward and DeMarcus Ware—made the Broncos just the second team in league history (Carolina, 1996) to sign four players who made the Pro Bowl in their first year with the team. In all, Denver's 11 Pro Bowl selections in 2014 represented the most in the NFL and set a team record.

Among the Broncos' Pro Bowl selections from 2014 was a pair of players signed by Elway as college free agents: running back C.J. Anderson (2013) and cornerback Chris Harris Jr. (2011).

Denver's 2013 squad, which advanced to Super Bowl XLVIII, was more than 90 percent comprised of players acquired or re-signed by Elway. The Broncos' record-setting offense received key contributions from Manning (NFL MVP) as well as unrestricted free agents Louis Vasquez (first-team AP All-Pro guard) and Wes Welker (career-high 10 TD receptions).

The Broncos' 2012 campaign, which included 11 consecutive victories by at least seven points to end the regular season, made Elway the first executive in the Super Bowl era to lead a four-win improvement and deliver a division title in each of his first two years with a team. Elway was recognized nationally by finishing second in The Sporting News' 2012 Executive of the Year voting.

During his first year in his new role in 2011, Elway immediately made his mark as an NFL executive by guiding the Broncos to an historic turnaround. He assembled a team that became only the third since the 1970 NFL merger to win its division and a playoff game with a new head coach following four or fewer wins the previous season.

His first NFL Draft class in 2011, which included AP NFL Defensive Rookie of the Year Miller and future Pro Bowler Julius Thomas, produced the second-most starts (56) in the league that season. Free-agent running back Willis McGahee earned Pro Bowl recognition after leading the NFL's top rushing offense with 1,199 yards.

ELWAY HAS AN EYE FOR TALENT

BRONCOS TO MAKE THE PRO BOWL AFTER BEING ACQUIRED AND/OR HAVING CONTRACT EXTENDED BY JOHN ELWAY

Year	Player	Pro Bowls	Year	Player	Pro Bowls
2011	CB Champ Bailey (Extension)	2	2014	WR Emmanuel Sanders (UFA; Extension in '16)	2
	CB Chris Harris Jr. (CFA; Extension in '14)	3		CB Aqib Talib (UFA)	4
	LB Von Miller (Draft; Extension in '16)	6		S T.J. Ward (UFA)	2
	RB Willis McGahee (FA)	1		OLB DeMarcus Ware (FA)	2
	TE Julius Thomas (Draft)	2	2015	S Darian Stewart (UFA)	1
2012	QB Peyton Manning (FA)	3		WR Demaryius Thomas (Extension)	2
	K Matt Prater (Extension)	1	Total	16 players	34
2013	RB C.J. Anderson (CFA)	1			
	T Ryan Clady (Extension)	1			
	G Louis Vasquez (UFA)	1			

Elway's initial decision leading the Broncos' football operations was hiring John Fox as the 14th head coach in team history in 2011. Fox proved to be the perfect fit to start the team's turnaround, finishing third in the Associated Press' NFL Coach of the Year voting that year en route to helping the team make four consecutive playoff appearances.

Off the field, Elway has spearheaded several innovative efforts to achieve and sustain success for the football team. In 2011, the Broncos became the first NFL team to hire four full-time strength and conditioning coaches to implement adaptive training regimens for players. The team also offers a full-service kitchen and nutrition staff to optimize player performance through customized diet plans.

The Broncos under Elway have embraced various methods of football analytics as a tool to support evaluations and situational decisions made by the personnel staff and coaches. Additionally, the team has been at the forefront of equipment testing and technology to maximize the health, safety and performance of its players.

Before joining the Broncos as an executive, Elway worked for the Broncos as a consultant in 2010 following more than a decade of gaining significant football and business experience.

In eight years as co-owner and chief executive officer of the Arena Football League's Colorado Crush (2002-09), Elway ran the day-to-day operations of the team from its founding in June 2002. He led the club to an ArenaBowl championship just three years later.

Elway was also heavily involved in the Crush's business operations, including marketing, promotions and sponsorships, with his efforts resulting in the club being recognized as a premier franchise on and off the field. He was named AFL Executive of the Year in 2003, a season in which the Crush won the Commissioner's Award presented annually to the most outstanding AFL franchise, and was honored as co-recipient of the 2005 Founders Award for his contributions to the AFL and its growth.

During his time with the Crush, Elway worked closely with Bowlen, who served as one-third owner of the franchise beginning with its inception. He held various committee assignments, including working as co-chair of the AFL's competition committee and chairman of the league's executive committee beginning in 2007.

The starting quarterback for the Broncos in five Super Bowls, Elway capped off his tenure as a player for the organization in 1998 by winning Most Valuable Player honors in Super Bowl XXXIII after leading the Broncos to their second consecutive World Championship. He retired as the all-time winningest starting quarterback in NFL history with a career mark of 148-82-1 (.643) while finishing with the second-most passing yards (51,475) and third-most passing touchdowns (300) in league annals.

Always driven by pressure, Elway directed the Broncos on a league-record 47 fourth-quarter or overtime, game-winning or game-saving drives in his legendary career. He also earned a franchise-record nine Pro Bowl selections and was named the NFL's Most Valuable Player in 1987.

A 1999 inductee into the Denver Broncos Ring of Fame and the Colorado Sports Hall of Fame, Elway was enshrined into the Pro Football Hall of Fame in 2004.

Elway has devoted his time to numerous charitable causes during his three-plus decades in Denver. In addition to starting the Elway Foundation in 1987 to assist in the prevention and treatment of child abuse, he has supported several other organizations, including the Heroes Foundation, the Buoniconti Fund to Cure Paralysis, the Muhammad Ali Parkinson Center and Make-A-Wish Foundation. Along with his wife, Paige, he has collaborated with the Barbara Davis Center for Childhood Diabetes and volunteered with the Boys and Girls Club of Metro Denver.

In 2017, Elway was the recipient of the prestigious Mizel Institute Community Enrichment Award honoring his outstanding contributions in sports, business and philanthropy while significantly enhancing the lives of others in the region.

He graduated from Stanford University with a bachelor's degree in economics while concluding his collegiate playing career with five major NCAA Division I-A records and nine major Pacific-10 Conference marks. As a senior, Elway was a consensus All-American and finished second in the Heisman Trophy balloting in addition to setting virtually every Pac-10 and Stanford career passing record en route to being the No. 1 overall selection in the 1983 NFL Draft.

A highly touted athlete from Granada Hills High School (Calif.), Elway also played baseball (outfielder/pitcher) at Stanford and was twice selected in the Major League Baseball Draft (18th round by Kansas City in 1979 and second round by the New York Yankees in 1981). He was named the Yankees' top prospect by Baseball America and played outfield for the club's short-season Single-A affiliate Oneonta Yankees (N.Y.) in the summer of 1982.

Elway's late father, Jack, retired from the Broncos in 2000 after seven years with the club, including the last five as the team's director of pro scouting. Born on June 28, 1960, John is married (Paige) and has four children: daughters Jessica Gwen, Jordan Marie and Juliana, and son Jack.



VANCE JOSEPH

HEAD COACH

Vance Joseph enters his second season with the Denver Broncos in 2018 after being named the 16th head coach in franchise history on Jan. 11, 2017.

With 19 years of coaching experience at the professional and collegiate levels, Joseph was hired by the Broncos after spending 12 years as a defensive coach in the NFL with Miami (2016), Cincinnati (2014-15), Houston (2011-13) and San Francisco (2005-10).

Widely regarded and highly recommended in league circles for his football acumen, Joseph's teams have advanced to the postseason in five of the last seven years while capturing three division titles during that span.

A quarterback at the University of Colorado from 1990-94, Joseph has spent more than a decade of his football life in the state of Colorado. He returned as the Broncos' head coach having also competed with the team as a defensive back in the 1997 preseason before coaching at his alma mater for five years from 1999-2003.

Joseph oversaw a transitional year for the Broncos in 2017 as the team featured a trio of new coordinators, started three different quarterbacks and suited up 66 different players—the most in franchise history during a non-strike season. Despite missing the postseason, Denver started and finished strong with a 3-1 record to begin the year and a 2-2 mark in its final four games.

Denver's stout defense carried on its strong play under Joseph, ranking third in the NFL in yards per game allowed (290.0) and producing a pair of Pro Bowlers in linebacker Von Miller and cornerback Aqib Talib. Coach Joseph helped the Broncos join Minnesota as the only two NFL teams to finish in the Top 5 in both pass defense (4th / 200.6 ypg) and run defense (5th / 89.4 ypg), which was a significant improvement for a defense that ranked 28th against the run prior to his arrival.

As defensive coordinator for Miami in 2016, Joseph oversaw a defense that played a key role in the Dolphins returning to the playoffs for the first time in eight seasons. Despite having to use 13 different starting lineups due to injury, Joseph's defense ranked fourth in the NFL on third downs (36.2%) while forcing the sixth-most negative plays (107) in the league.

The Dolphins won nine of their final 11 regular-season games in 2016 with Joseph's defense accounting for the fourth-most takeaways (21) in the NFL during that stretch. The Dolphins' two Pro Bowl selections came on the defensive side with veterans Ndamukong Suh and Cameron Wake each having resurgent seasons under Joseph.

Wake, a Comeback Player of the Year candidate, totaled a team-best 11.5 sacks that represented the 13th most in NFL history by a player 34 years of age or older.

Joseph helped the Bengals to back-to-back playoff appearances as their defensive backs coach from 2014-15 under Head Coach Marvin Lewis, guiding a unit that contributed to a league-best 41 interceptions during that span. The Bengals were the only team to post more interceptions than touchdowns allowed (36) during that two-year stretch while holding opposing quarterbacks to the lowest combined passer rating (77.4) in the NFL.

Two veteran members of the Bengals' secondary made their first career Pro Bowls in 2015—cornerback Adam Jones and safety Reggie Nelson—as Cincinnati tied a team record for regular-season wins (12) and finished first in the AFC North Division.

During his first year as Cincinnati's defensive backs coach in 2014, Joseph's group helped the Bengals post the third-most interceptions (20) and allow the third-fewest passing touchdowns (18) in the league. Four different Bengals defensive backs had multiple interceptions as part of a pass defense that ranked sixth in the league in yards per pass attempt (6.6).

COACHING EXPERIENCE

14th NFL Season (2nd with Broncos)

Denver Broncos

Head Coach 2017-18

Miami Dolphins

Defensive Coordinator 2016

Cincinnati Bengals

Defensive Backs Coach 2014-15

Houston Texans

Defensive Backs Coach 2011-13

San Francisco 49ers

Defensive Backs Coach 2006-10

Asst. Defensive Backs Coach 2005

Bowling Green

Defensive Backs 2004

University of Colorado

Defensive Backs 2002-03

University of Wyoming

Defensive Backs 2002 (Spring)

University of Colorado

Graduate Assistant 1999-01

Cincinnati's secondary under Joseph in 2015 helped the Bengals finish third in the NFL in interceptions (21) with Jones and Nelson having career years. The Bengals posted their highest regular-season win total (12) in 27 seasons with Joseph's secondary allowing the fewest 25-yard passing plays (22) in the AFC.

Joseph coached defensive backs for three seasons (2011-13) in Houston under Head Coach Gary Kubiak, helping the Texans to three consecutive top-seven NFL rankings in overall defense. Joseph's secondary contributed to the team allowing the third-fewest passing yards per game (203.5) during that three-year stretch, helping Houston to its first two division titles in team history and playoff wins from 2011-12.

Inheriting a Houston defensive backfield that allowed the most passing yards in the NFL in 2010 (267.5 ypg), Joseph guided a drastic turnaround in his first year as its defensive backs coach in 2011. The Texans allowed nearly 80 fewer passing yards per game (189.7) to rank third in the league while allowing an NFL-low 51.9 percent opponent completion percentage and ranking second in yards per pass attempt (6.2).

Joseph's defensive backs in 2011 played a key role in the Texans earning their first AFC South Division title and playoff berth in team history. Their historic season was punctuated with a three-interception, no passing touchdowns allowed effort against quarterback Andy Dalton and the Bengals in a 31-10 AFC Wild Card Playoff Game win.

Five different defensive backs posted multiple interceptions for the Texans in 2011, including cornerback Johnathan Joseph, who earned second-team Associated Press All-Pro honors and his first career Pro Bowl nod in his initial season with Houston.

In 2012, Coach Joseph's secondary helped Houston lead the NFL with 118 passes defended and set a team record with three interception returns for touchdowns. His group's stellar play was crucial in Houston posting a franchise-record 12 regular-season wins along with a second consecutive division title and AFC Wild Card Playoff Game win.

Cornerback Jonathan Joseph earned his second consecutive Pro Bowl selection under Coach Joseph in 2012 while former first-round pick Kareem Jackson blossomed at cornerback, finishing second in the AFC with 17 pass breakups.

A bright spot during Houston's 2013 campaign was its third-ranked pass defense led by Coach Joseph that allowed the second-fewest passing first downs (158) in the league. Joseph also assumed defensive play-calling duties for the last three games of the season when Defensive Coordinator Wade Phillips was named interim head coach.

Joseph's first NFL coaching experience came with San Francisco, where he was hired as assistant defensive backs coach in 2005 before being promoted to defensive backs coach from 2006-10.

In his first season as defensive backs coach in 2006, Joseph coached cornerback Walt Harris to the first career Pro Bowl honor of his 11-year NFL career. Harris led the AFC with eight interceptions that tied for the seventh most for a season in 49ers history.

Joseph's secondary unit contributed to significant 49ers defensive upgrades across key statistical categories in 2007, improving 10 or more spots in scoring defense (22.8 ppg, 20th), opponent third-down percentage (40.2 pct., 19th) and opponent red zone percentage (47.2, 6th). Cornerback Nate Clements was selected as the co-winner of the 49ers' Bill Walsh Award as the team's MVP in his first year with the club after totaling a team-best four interceptions, 14 passes defended and three forced fumbles.

In 2008, Joseph's secondary helped the 49ers give up the fewest 20-yard pass plays (41) in the NFC while ranking third in the conference in opponent red zone percentage (48.1). The pass defense improved steadily throughout the season and finished out the year allowing just 177.4 yards per game through the air over the last five games to rank third in the NFL during that span.

The 49ers' defensive backs under Joseph in 2009 helped San Francisco finish fourth in the league in scoring defense (17.6 ppg), holding opponents to 10 points or less in seven contests. Safety Dashon Goldson (4 INTs, 3 FF) had a hand in seven of the 49ers' 33 takeaways that represented the fifth most by an NFL team.

In Joseph's final season with the 49ers in 2010, he served as sole coach of the secondary with the departure of Johnnie Lynn. San Francisco ranked among the best red zone teams in the NFL, finishing second in yards per play (2.2) inside their own 20. The 49ers' secondary also accounted for two of the team's five non-offensive touchdowns by returning a pair of interceptions for scores.

Before starting his NFL coaching career, Joseph spent a year coaching the secondary at Bowling Green State University in 2004. He helped the Falcons to a 9-3 record, a top-25 national ranking

and a victory in the GMAC Bowl.

Joseph began his coaching career at CU under Head Coach Gary Barnett in December 1999 as a graduate assistant. He served in that capacity through the 2001 season that culminated with the Buffs' Big 12 Championship and Fiesta Bowl appearance.

Joseph accepted a position coaching defensive backs at the University of Wyoming during the spring of 2002 before returning to CU in the same capacity beginning that fall. The youngest full-time coach at Colorado at the time of his hire, Joseph worked with CU's secondary for two seasons before accepting a position at Bowling Green.

A three-year letterwinner as a quarterback at CU from 1990-94 and a member of its 1990 National Championship team, Joseph saw action in 30 games for the Buffs as a backup to All-Americans Darian Hagan and Kordell Stewart. Also a running back and special-teams standout for CU, he completed 34-of-61 career passes (55.7%) for 454 yards with four touchdowns in addition to rushing 50 times for 237 yards (4.7 avg.) with one touchdown during his collegiate career.

After signing with the New York Jets as a college free agent in 1995, Joseph converted to cornerback and started 6-of-13 games played as a rookie, totaling 21 tackles (17 solo), two interceptions (39 yds.) and five passes defended. He played four more games with Indianapolis in 1996 before competing with Denver during the 1997 preseason.

The Marrero, La., native starred at Archbishop Shaw High School, where he led his team to a 37-6 record in his three seasons as the starting quarterback and won Louisiana's 4A state championship as a sophomore. He garnered USA Today honorable-mention All-America honors as a senior and also lettered all four seasons in basketball.

Born on Sept. 20, 1972, Joseph and his wife, Holly, have a daughter, Nataly, and a son, Stone. Joseph's older brother, Mickey, a former quarterback at the University of Nebraska (1988-91), is currently the wide receivers coach at Louisiana State University.

VANCE JOSEPH YEAR BY YEAR

Year	Position	Team/School	Reg. Season Record	Postseason (record)
1999	Graduate Assistant	University of Colorado	6-5	Insight.com Bowl (1-0)
2000	Graduate Assistant	University of Colorado	3-8	
2001	Graduate Assistant	University of Colorado	10-2	Fiesta Bowl (0-1)
2002	Defensive Backs	University of Colorado	9-4	Alamo Bowl (0-1)
2003	Defensive Backs	University of Colorado	5-7	
2004	Defensive Backs	Bowling Green	8-3	GMAC Bowl (1-0)
2005	Assistant Defensive Backs	San Francisco 49ers	4-12	
2006	Defensive Backs	San Francisco 49ers	7-9	
2007	Defensive Backs	San Francisco 49ers	5-11	
2008	Defensive Backs	San Francisco 49ers	7-9	
2009	Defensive Backs	San Francisco 49ers	8-8	
2010	Defensive Backs	San Francisco 49ers	6-10	
2011	Defensive Backs	Houston Texans	10-6	Playoffs (1-1)
2012	Defensive Backs	Houston Texans	12-4	Playoffs (1-1)
2013	Defensive Backs	Houston Texans	2-14	
2014	Defensive Backs	Cincinnati Bengals	10-5-1	Playoffs (0-1)
2015	Defensive Backs	Cincinnati Bengals	12-4	Playoffs (0-1)
2016	Defensive Coordinator	Miami Dolphins	10-6	Playoffs (0-1)
2017	Head Coach	Denver Broncos	5-11	
Breakdown of Vance Joseph's record coaching football:				W L T Pct.
Regular season record as an NFL head coach				5 11 0 .313
Postseason record as an NFL head coach				0 0 0 ---
Overall record as an NFL head coach				5 11 0 .313
Regular season record as an NFL assistant coach				93 98 1 .490
Postseason record as an NFL assistant coach				2 5 0 .286
Overall record as an NFL assistant coach				95 103 1 .480
Overall record as an NFL coach				100 114 1 .467
Regular season record as a collegiate assistant coach				35 24 0 .593
Postseason record as a collegiate assistant coach				2 2 0 .500
Overall record as a collegiate assistant coach				37 26 0 .587
Overall record coaching football				137 133 1 .507

COORDINATORS



BILL MUSGRAVE

OFFENSIVE COORDINATOR

Bill Musgrave, who played quarterback for the Broncos from 1995-96, is in his first full season as the team's offensive coordinator in 2018. Originally hired by Denver as quarterbacks coach on Jan. 13, 2017, Musgrave took over offensive coordinator duties for the club on

Nov. 22, 2017.

Musgrave is a 21-year coaching veteran with 19 years of NFL experience as a quarterbacks coach or offensive coordinator. He has previously coached in the NFL with Oakland (2015-16, 1997), Philadelphia (2014, 1998), Minnesota (2011-13), Atlanta (2006-10), Washington (2005), Jacksonville (2003-04) and Carolina (1999-2000).

During his coaching career, Musgrave helped three different quarterbacks to Pro Bowl seasons: Derek Carr (2015-16), Matt Ryan (2010) and Steve Bueherlein (1999).

Hired as Oakland's offensive coordinator in 2015, Musgrave inherited an offense that ranked last in the NFL in total offense (282.2 ypg) and 31st in scoring (15.9 ppg) in 2014. The Raiders made the biggest offensive improvement in the NFL in yards per game (+91.1) and scoring (+10.2 ppg) in two seasons under Musgrave, finishing in the top seven in the league in both categories in 2016 (373.3 ypg / 26.0 ppg).

The Raiders' offensive resurgence was spurred by the development of quarterback Derek Carr, who in two seasons in Musgrave's offense passed for nearly 8,000 yards to go along with 60 touchdowns. An MVP candidate in 2016, Carr led Oakland to a 12-3 record as a starter while operating one of just three NFL offenses to rank in the top 10 in passing (9th – 259.1 ypg) and rushing (5th – 124.3 ypg) before he was injured in Week 16.

Prior to joining Oakland, Musgrave served as Philadelphia's quarterback coach in 2014 as the Eagles finished sixth in the league in passing offense (272.3 ypg) despite splitting time between two quarterbacks. Nick Foles and Mark Sanchez started eight games apiece for the Eagles and combined to throw for 4,581 yards—a total topped by only five NFL quarterbacks that season.

Musgrave spent three seasons as the offensive coordinator of the Vikings (2011-13), coaching the top-ranked rushing offense in the league over that span and the league's 2012 Most Valuable Player in running back Adrian Peterson.

He coached five seasons with the Atlanta Falcons (2006-10), serving as the team's quarterbacks coach for four seasons before adding assistant head coach to his title in 2010. Coaching quarterbacks with very different skillsets, Musgrave played a large role in the development of Michael Vick (2006), Matt Schaub (2006) and Ryan (2008-10).

Selected by Dallas in the fourth round (106th overall) of the 1991 NFL Draft from the University of Oregon, Musgrave appeared in 12 games (1 start) during his six-year NFL career with the 49ers and Broncos backing up Pro Football Hall of Fame quarterbacks Joe Montana, Steve Young and John Elway. He was a member of the 49ers' Super Bowl XXIX championship team in 1994.

Musgrave finished his collegiate career at Oregon as the school's all-time leader in passing and total offense, while establishing 15 school records. He was inducted into the University of Oregon Hall of Fame in 2000.

A 1986 graduate of Grand Junction (Colo.) High School, Musgrave was named the Colorado High School Athlete of the Year as a senior in 1985 and received the Denver Post's Gold Helmet Award as the state's top prep football player.

Musgrave, who was inducted as a member of the Colorado Sports Hall of Fame Class of 1995, was born on Nov. 11, 1967, in Grand Junction.

COACHING EXPERIENCE

20th NFL Season (2nd with Broncos)

Denver Broncos

Offensive Coordinator..... 2018

Offensive Coordinator..... 2017 (Weeks 12-17)

Quarterbacks..... 2017 (Weeks 1-11)

Oakland Raiders

Offensive Coordinator..... 2015-16

Philadelphia Eagles

Quarterbacks..... 2014

Minnesota Vikings

Offensive Coordinator..... 2011-13

Atlanta Falcons

Assistant Head Coach/Quarterbacks..... 2010

Quarterbacks..... 2006-09

Washington Redskins

Quarterbacks..... 2005

Jacksonville Jaguars

Offensive Coordinator/Quarterbacks..... 2004

Offensive Coordinator..... 2003

University of Virginia

Offensive Coordinator/QBs/TES..... 2001-02

Carolina Panthers

Offensive Coordinator/Quarterbacks..... 2000

Quarterbacks..... 1999

Philadelphia Eagles

Offensive Coordinator..... 1998 (Weeks 7-16)

Offensive Assistant..... 1998 (Weeks 1-6)

Oakland Raiders

Quarterbacks..... 1997

PRO BOWL PLAYERS COACHED (11): QB Steve Beuerlein (1999), QB Derek Carr (2015-16), WR Amari Cooper (2015-16), C Rodney Hudson (2016), T Matt Kalil (2012), RB Latavius Murray (2015), G Kelechi Osemele (2016), RB Adrian Peterson (2012-13), FB Marcel Reece (2015), TE Kyle Rudolph (2012), QB Matt Ryan (2010).



JOE WOODS

DEFENSIVE COORDINATOR

Joe Woods is in his second year as defensive coordinator for the Denver Broncos in 2018 after spending his first two seasons with the team as defensive backs coach. He was originally hired by the Broncos on Feb. 9, 2015.

A coaching veteran of 26 years, Woods has 14 years of NFL experience with (2015-17), Oakland (2014), Minnesota (2006-13) and Tampa Bay (2004-05).

During his NFL coaching tenure, Woods has coached seven players to 13 total Pro Bowl selections. His secondaries have been part of No. 1 pass defenses on three occasions (2004, '15-16), and his teams have allowed fewer than three 300-yard passers per season—including zero in his first season as a coordinator in 2017.

In Woods' first season as defensive coordinator in 2017, the Broncos finished third in the NFL in total defense, yielding just 290.0 yards per game. Denver joined Minnesota as the only two NFL teams to rank in the Top 5 in run defense (5th / 89.4 ypg) and pass defense (200.6 ypg).

The Broncos' fifth-ranked run defense in 2017 was particularly impressive as it improved by more than 40 yards per game after finishing 28th in the NFL in 2016.

Denver finished first in the NFL in pass defense in both 2015 (199.6 ypg) and 2016 (185.8) with Woods coaching the team's defensive backs. The Broncos also held opponents to the lowest completion percentage (57.8), yards per attempt (5.99) and passer rating (74.3) during that stretch.

No secondary scored more defensive touchdowns (7) than the Broncos from 2015-16 as Denver's defensive backs found the end zone on six interception returns and one fumble return in that span.

All four of Denver's starting defensive backs made at least one Pro Bowl playing for Woods from 2015-16, including cornerbacks Chris Harris Jr. (2015-16) and Aqib Talib (2015-16), who were also named first-team All-Pro selections by the Associated Press in 2016. Safeties T.J. Ward (2015) and Darian Stewart (2016) also earned Pro Bowl recognitions while playing for Woods.

The Broncos' secondary in 2016 held opponents to the fewest yards per game (185.8), yards per attempt (5.8) and passing touchdowns (13) in the NFL. Quarterbacks registered a 69.7 passer rating against Denver in 2016 as the Broncos joined the 2013 Seahawks as the only teams in the last five years to hold opponents under a 70.0 rating for an entire season.

In Woods' first season coaching the Broncos' secondary in 2015, Denver finished first in the NFL against the pass (199.6 ypg) while the defensive backfield accounted for 11 interceptions, 56 passes defended, nine forced fumbles and four touchdowns. The Broncos posted three interceptions against just one passing touchdown allowed during Denver's postseason run that ended with a victory in Super Bowl 50.

Woods coached the Raiders' defensive backs in 2014, working with veteran safety Charles Woodson, who led the team with 160 tackles (105 solo) and four interceptions (35 yds.) in his 17th NFL season. He also tutored D.J. Hayden as the second-year cornerback made considerable progress from his rookie season while starting 8-of-10 games played for Oakland.

Before joining the Raiders, Woods spent eight seasons coaching defensive backs in Minnesota. The Vikings finished among the NFL's top 10 defenses in four of his first five years with the club, capturing back-to-back NFC North Division titles from 2008-09 and making an NFC Championship Game appearance following the 2009 season.

In 2013, Woods was instrumental in the development of first-round cornerback Xavier Rhodes, who appeared in 13 games (6 starts) for the club and set a Vikings rookie record with 23 passes defended.

COACHING EXPERIENCE

15th NFL Season (4th with Broncos)

Denver Broncos

Defensive Coordinator 2017-18
Defensive Backs 2015-16

Oakland Raiders

Defensive Backs 2014

Minnesota Vikings

Defensive Backs 2006-13

Tampa Bay Buccaneers

Defensive Backs 2004-05

Western Michigan University

Defensive Backs 2001-03

Hofstra University

Defensive Backs 1998-2000

Kent State University

Defensive Backs 1997

Grand Valley State University

Defensive Backs 1994-96

Northwestern State University

Linebackers 1994 (Spring)

Eastern Michigan University

Graduate Assistant 1993

Muskingum College

Defensive Backs 1992

Cornerback Antoine Winfield earned all three of his career Pro Bowl selections (2008-10) playing for Woods, recording 14 interceptions and 58 passes defended in his six years with the Vikings.

Woods was brought to Minnesota in 2006 along with Defensive Coordinator Mike Tomlin, who worked side-by-side with him as a secondary coach in Tampa Bay from 2004-05. In his initial season with the Vikings, Woods helped develop a trio of rookies, including cornerback Cedric Griffin (2nd Round; No. 48 overall), the club's highest-drafted defensive back in 11 years.

During his first two seasons with Tampa Bay, Woods coached a talented secondary led by cornerbacks Ronde Barber and Brian Kelly. Barber, an NFL 2000s All-Decade performer, earned first-team All-Pro recognition from the Associated Press following each of his two seasons playing for Woods.

In 2005, the Buccaneers boasted the NFL's top defensive unit (277.8 ypg)—including the league's sixth-ranked pass defense (183.1 ypg)—while finishing 11-5 and capturing the NFC South Division title. Barber set a team single-season record for most tackles (120) by a cornerback and led the club with five interceptions.

Tampa Bay ranked first in the NFL in pass defense (161.2 ypg) in Woods' initial season with the club in 2004 and limited opposing quarterbacks to a 77.2 passer rating. Barber was selected to his second career Pro Bowl after finishing the season as one of just four NFL cornerbacks to record at least three interceptions and three sacks.

Before joining the Bucs, Woods was the defensive backs coach for three seasons (2001-03) at Western Michigan University. He coached the same position with Hofstra University from 1998-2000, helping the school make consecutive trips to the 1-AA playoff quarterfinals.

Woods also served as defensive backs coach at Kent State University (1997) and Grand Valley State University (1994-96) following a stint coaching linebackers during the spring of 1994 at Northwestern State University.

He began his coaching career as a defensive backs coach at Muskingum College in 1992 and moved on to become a graduate assistant coach at Eastern Michigan University in 1993.

Woods lettered four times as a cornerback and safety during his collegiate career at Illinois State University, graduating from the school in 1992 with a degree in criminal justice. He was team captain as a senior in 1991 and went on to earn first-team All-Gateway Conference honors following his final season.

Born on June 25, 1970, in North Vandergrift, Va., Woods and his wife, Ellen, have two daughters, Brianna and Danari, and a son, Geno.

PRO BOWL PLAYERS COACHED (7): CB Chris Harris Jr. (2015-16), OLB Von Miller (2017), S Darren Sharper (2007), S Darian Stewart (2016), CB Aqib Talib (2015-17), S T.J. Ward (2015), CB Antoine Winfield (2008-10).



TOM McMAHON

SPECIAL TEAMS COORDINATOR

Tom McMahon enters his first season as special teams coordinator for the Denver Broncos in 2018. He was hired by the club on Jan. 10, 2018.

McMahon is a 26-year coaching veteran who has coached special teams at the NFL level for the past 11 seasons. He most recently worked as Indianapolis' special teams coordinator from 2013-17 after holding the same position with Kansas City (2012) and St. Louis (2009-11).

The Colts featured one of the NFL's most consistent special teams units during McMahon's five seasons in Indianapolis, ranking in the league's Top 5 in field goal percentage (89.6 / 3rd), net punting average (41.3 / 3rd), gross punting average (46.4 / 4th) and kickoff return average (24.5 / 5th) during that span.

Three Colts special-teamers combined for five Pro Bowl selections playing for McMahon: punter Pat McAfee (2014, '16), kicker Adam Vinatieri (2014) and long snapper Matt Overton (2013).

In 2017, the Colts were one of just four clubs to produce multiple special-teams takeaways without committing a

COACHING EXPERIENCE

12th NFL Season (1st with Broncos)

Denver Broncos	
Special Teams Coordinator2018
Indianapolis Colts	
Special Teams Coordinator2013-17
Kansas City Chiefs	
Special Teams Coordinator2012
St. Louis Rams	
Special Teams Coordinator2009-11
Atlanta Falcons	
Assistant Special Teams2007-08
University of Louisville	
Special Teams Coord./Outside LBs2006
Utah State University	
Defensive Line/Recruiting Coord.2001-05
Special Teams/Linebackers1998-2000
Graduate Assistant1995-97
Carroll College	
Secondary1994
Bozeman (Mont.) High School	
Assistant Coach1993
Carroll College	
Secondary1992

turnover on those units. Indianapolis was also one of just two teams to allow fewer than 100 punt return yards (80) as punter Rigoberto Sanchez ranked fourth in the NFL with his 42.6-yard net punting average that broke the NFL rookie record.

McAfee set a Colts record with a league-leading 49.3-yard gross punting average under McMahon in 2016 to earn his second career Pro Bowl selection. Vinatieri made his first 19 field goals that season to set an NFL record with 44 consecutive field goals made dating to the previous year.

In 2014, McMahon helped Vinatieri (30-of-31 FGs) and McAfee (42.8 net avg., 30 punts inside the 20, 70 kickoff touchbacks) become just the fourth kicker-punter duo to both earn First Team All-Pro recognition from the Associated Press.

With the Chiefs in 2012, McMahon's special-teams unit ranked fourth in the NFL with three takeaways. Punter Dustin Colquitt earned his first career Pro Bowl selection after ranking second in the league with 45 punts placed inside the 20.

Coaching special teams for the St. Louis Rams from 2009-11, McMahon worked with talented returner Danny Amendola, who led the NFL with 3,572 combined return yards (812 PR / 2,760 KR) during his first two NFL seasons (2009-10).

McMahon began his NFL career as an assistant special teams coach for Atlanta from 2007-08. During his two years with the Falcons, Jerious Norwood ranked third in the NFL with a combined 2,628 kick return yards.

Before joining the NFL, McMahon coached outside linebackers and special teams at the University of Louisville in 2006. That season, kicker Art Carmody was named the Lou Groza Award winner as the nation's top kicker after converting 21-of-25 field goals (.840) and all 60 extra point attempts for 123 total points.

McMahon spent 11 seasons at Utah State University from 1995-2005 in a variety of roles. After beginning his tenure with the Aggies as a graduate assistant from 1995-97, he went on to serve as special teams/backers coach from 1998-2000 and defensive line coach/recruiting coordinator from 2001-05.

The Helena, Mont., native got his start in coaching at his alma mater, Carroll College, in 1992 as the school's secondary coach. He spent one year as an assistant coach at Bozeman (Mont.) High School in 1993 before returning to Carroll to coach the secondary in 1994.

McMahon is married to Kim and the couple has three children: Dawson, Emmett and Quincy. **PRO BOWL PLAYERS COACHED (4):** P Dustin Colquitt (2012), P Pat McAfee (2014, '16), LS Matt Overton (2013), K Adam Vinatieri (2014).

ASSISTANT COACHES



ZACH AZZANNI

Zach Azzanni is in his first year as wide receivers coach with the Denver Broncos in 2018 after being named to his current position on Jan. 22, 2018.

Azzanni, who enters his 20th season coaching wide receivers, spent the 2017 campaign with the Chicago Bears following 18 years at the collegiate level.

Before joining the Bears, Azzanni spent four years at the University of Tennessee. He joined the Vols as wide receivers coach/recruiting coordinator in 2013 before being promoted to passing game coordinator/wide receivers coach in 2015.

Tennessee went to three consecutive bowl games from 2014-16, winning each contest and averaging nearly 43 points per outing. The Vols' passing attack in 2016, which featured six different players with at least 200 yards receiving, helped the offense set school records for single-season points (473) and touchdowns (63).

Prior to joining Tennessee's staff, Azzanni spent one

WIDE RECEIVERS

COACHING EXPERIENCE

2nd NFL Season (1st with Broncos)

Denver Broncos

Wide Receivers 2018

Chicago Bears

Wide Receivers 2017

University of Tennessee

Passing Game Coord./WRs. 2015-16

Wide Receivers/Recruiting Coord. 2013-14

University of Wisconsin

Wide Receivers. 2012

Western Kentucky University

Offensive Coordinator/WRs. 2011

University of Florida

Wide Receivers/Passing Game Coord. 2010

Central Michigan University

Assistant Head Coach/WRs. 2007-09

Bowling Green University

Wide Receivers 2003-06

Graduate Assistant 2001-02

Valparaiso University

Wide Receivers 1999-2000

season each at the University of Wisconsin (2012 – wide receivers coach), Western Kentucky University (2011 – offensive coordinator/wide receivers) and the University of Florida (2010 – wide receivers/passing game coordinator). Azzanni coached in three bowl games, including two BCS Bowls, during this span with Wisconsin and Florida.

In his lone season at Western Kentucky, the Hilltoppers featured college football's second leading rusher in Bobby Rainey (141.3 ypg) while Jack Doyle ranked fifth in the nation among tight ends with 614 receiving yards.

Azzanni was hired by Florida after the conclusion of the 2009 college regular season. In his first game coaching with the Gators—the 2010 Sugar Bowl—quarterback Tim Tebow threw for a career-high 482 yards in the Gators' 51-24 win against Cincinnati.

Azzanni spent three years as assistant head coach/wide receivers at his alma mater, Central Michigan University, from 2007-09. He was the lead recruiter and position coach for current Pittsburgh Steelers wide receiver Antonio Brown, who totaled 305 receptions for 3,199 yards (10.5 avg.) with 22 touchdowns during the same span in Mount Pleasant while transitioning from a high school quarterback.

After beginning his coaching career as wide receivers coach for Valparaiso University from 1999-2000, Azzanni worked as a graduate assistant under Head Coach Urban Meyer at Bowling Green from 2001-02. He stayed with the school for four more seasons (2003-06) as wide receivers coach, crossing paths with Broncos Head Coach Vance Joseph, who worked with the school's defensive backs in 2004.

A former wide receiver at Central Michigan from 1994-98, Azzanni graduated from the school with a degree in sports management in 1999.

Azzanni is married to Julia and the couple has four daughters: Ava (11), Lyla (10), Zia (6) and Lucia (2).



CHRIS BEAKE

ASSISTANT DEFENSIVE LINE

Chris Beake begins his sixth season with the Denver Broncos in 2018 and his first year as assistant defensive line coach. He was hired by the club on Feb. 8, 2013.

Entering his 20th season coaching in the NFL, Beake came to Denver after spending two years (2011-12) as an offensive assistant with the Cleveland Browns following one season in that same capacity with the San Francisco 49ers.

During Beake's five seasons in Denver, the Broncos have allowed the second-fewest total yards (310.1) in the league and represent one of just two NFL teams (Seattle) to finish in the Top 5 against the run (5th / 96.9 ypg) and the pass (2nd / 213.23 ypg) from 2013-17.

Denver's defense turned in another well-rounded season in 2017, finishing fourth against the pass (200.6 ypg) and fifth against the run (89.4 ypg) to rank third overall in the NFL (290.0 ypg).

The Broncos sent four defensive players to the Pro Bowl in 2016 after finishing fourth in the league in total defense (316.1 ypg) and first in yards per play allowed (4.7).

In 2015, Denver's defense finished No. 1 in the NFL (283.1 ypg) for the first time in team history while ranking at or near the top in nearly every significant category, including sacks (52 - 1st) and defensive touchdowns (5 - 3rd). The unit continued its dominance in the postseason, allowing just 14.7 points per game en route to a victory in Super Bowl 50.

Denver's 2014 defense, which tied a team record with five Pro Bowl selections in the unit, allowed the third-fewest yards per game (305.2) in the NFL as one of just three units league wide to rank in the Top 10 against the run (2nd / 79.8 ypg) and the pass (9th / 225.4 ypg). The group, also forced a league-high 60 opponent three-and-out possessions and ranked second in the NFL allowing only 4.7 yards per play.

Beake arrived in Denver in 2013 and assisted with a defense that helped lead the Broncos to

COACHING EXPERIENCE

20th NFL Season (6th with Broncos)

Denver Broncos

Assistant Defensive Line	2018
Defensive Assistant/Defensive Line	2016-17
Defensive Assistant	2014-15
Quality Control-Defense	2013

Cleveland Browns

Offensive Assistant	2011-12
---------------------	---------

San Francisco 49ers

Offensive Assistant	2010
---------------------	------

Seattle Seahawks

Offensive Assistant/Asst. Special Teams	2009
Quality Control – Offense	2008

Atlanta Falcons

Linebackers	2004-06
-------------	---------

San Francisco 49ers

Offensive Assistant	2003
Defensive Assistant	2000-02
Quality Control – Defense	1999

U.S. Air Force Academy

Graduate Assistant (Defense)	1994
------------------------------	------

their first Super Bowl appearance in 15 years despite losing five regular starters to season-ending injured reserve.

In two seasons (2011-12) with the Browns, Beake worked with one of the youngest offenses in the NFL, helping develop a quarterback group that included draft choices Colt McCoy and Brandon Weeden.

Beake spent two seasons with Seattle, serving as the Seahawks' offensive quality control coach in 2008 and offensive assistant/assistant special teams coach in 2009.

From 2004-06, he coached linebackers for the Atlanta Falcons, tutoring All-Pro Keith Brooking, who earned the final two of his five career Pro Bowl selections in 2004 and 2005.

Beake started his NFL career with San Francisco in 1998 as a pro personnel assistant and spent the next five seasons with the 49ers coaching on the offensive and defensive side of the ball.

A graduate of the U.S. Air Force Academy, where he played quarterback from 1990-92 and majored in civil engineering, he began his coaching career as a defensive graduate assistant for his alma mater in 1994. He served as a Civil Engineer Officer in the Air Force from 1995-98 while earning his master's degree in business administration from the University of West Florida in 1997.

Beake's father, John, was the general manager of the Denver Broncos from 1984-98, part of a 44-year career as a coach or administrator at the high school, college or pro levels. Chris and his wife, Andrea, have a son, Colin, and twin daughters, Madeline and Emilie. He was born on Sept. 10, 1972, in Kansas City, Mo.

PRO BOWL PLAYERS COACHED (1): LB Keith Brooking (2004-05).



GEEP CHRYST

TIGHT ENDS

Geep Chryst enters his second season as tight ends coach with the Broncos after being hired by the club on Jan. 30, 2017.

Chryst has 24 years of NFL coaching experience, including nine seasons coaching the tight end position. Before joining the Broncos, Chryst worked as San Francisco's offensive coordinator (2015) and quarterbacks coach (2011-14).

He also owns previous NFL experience with Carolina (2006-10), Arizona (2001-03, 1996-98), San Diego (1999-00) and Chicago (1991-95).

In his first season with Denver, Chryst coached a group of tight ends in which four different players topped 100 receiving yards on the year. Seventh-year veteran Virgil Green started all 16 games for the first time in his career while a couple of young players—Jeff Heuerman (14 games, 6 starts) and Austin Traylor (7 games, 3 starts)—made significant contributions to the offense.

During Chryst's five seasons in San Francisco—four as quarterbacks coach and one as offensive coordinator—the 49ers advanced to three consecutive NFC Championship Games (2011-13) in addition to competing in Super Bowl XLVII. Chryst helped San Francisco's passing offense rank among the most efficient units in the NFL from 2011-15, finishing 10th in the league in passer rating (90.2) and sixth in touchdown-to-interception ratio (98 TDs, 43 INTs) during those five seasons.

He was instrumental in the development of 49ers quarterback Colin Kaepernick, who became the team's starter in Week 11 of the 2012 season and helped the team capture its first NFC Championship in 18 years. In 2014, Kaepernick set career highs in passing yards (3,369) and rushing yards (639) while tying Pro Football Hall of Famer Steve Young for the most consecutive games with a touchdown pass (18) by a 49er.

Chryst also helped quarterback Alex Smith to his best statistical season as a 49er in 2011, as the veteran set career bests in passing yards (3,144), completions (273) and passer rating (90.7). Smith also set the franchise record for fewest interceptions thrown (5) in a single season.

COACHING EXPERIENCE

27th NFL Season (2nd with Broncos)

Denver Broncos

Tight Ends 2017-18

San Francisco 49ers

Offensive Coordinator 2015

Quarterbacks 2011-14

Carolina Panthers

Tight Ends 2006-10

Arizona Cardinals

Quarterbacks 2001-03

San Diego Chargers

Offensive Coordinator 1999-2000

Arizona Cardinals

Quarterbacks 1998

Tight Ends 1996-97

Chicago Bears

Director of Research/Quality Control. . . 1991-95

Orlando Thunder

Wide Receivers/Running Backs. 1991

University of Wyoming

Quarterbacks. 1990

Offensive Line. 1989

University of Wisconsin-Madison

Graduate Assistant. 1988

University of Wisconsin-Platteville

Quarterbacks. 1987

Before joining the 49ers, Chryst spent five years (2006-10) as Carolina's tight ends coach, working the first three seasons alongside Broncos Offensive Coordinator Mike McCoy. Tight ends Dante Rosario and Jeff King combined for more than 1,800 receiving yards and 14 touchdowns from 2006-10 as the Panthers ranked seventh in the NFL in rushing (128.3 ypg) with Chryst on staff.

In 2009, Chryst's tight ends group helped the Panthers become the first team in league history to produce two running backs (DeAngelo Williams and Jonathan Stewart) with more than 1,100 yards rushing in the same season. The tight ends also posted the most productive receiving season by the group in a decade, combining for 63 receptions and 755 yards.

Chryst worked two different three-year stints with Arizona, coaching tight ends (1996-97) and quarterbacks (1998, 2001-03). In his two seasons working with the Cardinals' tight ends, Pat Carter (26-329, 1 TD) and Chris Gedney (23-261, 4 TDs) enjoyed the best seasons of their careers in 1996 and '97, respectively.

In between Chryst's time in Arizona, he worked two seasons with the Chargers (1999-00) as the offensive coordinator and quarterbacks coach. Chryst implemented the no-huddle offense in San Diego in 1999, which led to Jim Harbaugh enjoying the second-highest passing output (2,761 passing yards) of his 15-year career. The Chargers also completed the most passes (332) in 13 years with Chryst directing the offense and Harbaugh became the team's first quarterback since Pro Hall of Famer Dan Fouts to pass for 400 yards in a game.

From 1996-98, Arizona boasted the league's eighth-best passing offense (221.4 ypg) with Chryst coaching quarterbacks and tight ends. Second-year quarterback Jake Plummer ranked fourth in the NFL in passing (3,737 yds.) in 1998, helping the Cardinals win their first playoff game in 51 years.

He began his NFL coaching career with Chicago in 1991, working for five seasons as the team's director of research/quality control.

Chryst began his coaching career in the college ranks with the University of Wisconsin-Platteville in 1987, instructing quarterbacks under his father and Head Coach George Chryst. He also worked one season as a graduate assistant at University of Wisconsin (1988) and two years coaching the offensive line (1989) and quarterbacks (1990) at the University of Wyoming.

His professional coaching debut came as wide receivers/running backs coach for the Orlando Thunder of the World League in 1991. In the spring of 1992, Chryst took a 15-day hiatus from the Bears to long snap in three playoff games for the Thunder.

A football (linebacker) and baseball player at Princeton University, Chryst earned his bachelor's degree in history from the school. He went on to receive his master's degree in educational administration from Wisconsin.

Chryst's brother, Paul, is the head coach for the University of Wisconsin football team. Another brother, Rick, was commissioner of the Mid-American Conference for 10 years (1999-2009). Geep Chryst (pronounced Krist) was born on June 25, 1962.

PRO BOWL PLAYERS COACHED (1): T Joe Staley (2015).



CHRIS GOULD

ASSISTANT SPECIAL TEAMS

Chris Gould enters his second season as assistant special teams coach for the Denver Broncos in 2018 after working as a coaching assistant for the club from 2015-16.

Gould has six years of experience coaching special teams, including three seasons at the collegiate level with Syracuse University from 2012-14.

Brandon McManus has been one of the most consistent kickers in the NFL over the course of the last three seasons working with Gould, converting 93-of-111 (83.8%) total field goals and ranking seventh in total points scored (376).

In Gould's first season with the Broncos in 2015, McManus connected on 30-of-35 (85.7%) field goals, including a team record-tying six field goals of 50-plus yards. During the Broncos' postseason run that ended with a Super Bowl 50 victory, McManus finished a perfect 10-for-10 on field goals.

Working closely with punter Riley Dixon, whom he previously coached at Syracuse, Gould helped him top a 40.0-yard net average in each of his first two NFL seasons. Dixon finished his 2016 campaign by setting the league's net punting average record for rookies (41.3) while allowing

COACHING EXPERIENCE

4th NFL Season (4th with Broncos)

Denver Broncos

Special Teams Assistant 2017-18

Coaching Assistant 2015-16

Syracuse University

Special Teams Quality Control 2012-14

the seventh-fewest yards per return (6.8) in the NFL.

Gould began his coaching career at Syracuse University as a special teams quality control coach in 2012, holding that role for three seasons before joining the Broncos in 2015.

A former kicker and punter for the University of Virginia (2004-08), Gould continued his kicking career in the Arena Football League with the Chicago Rush (2010-11) and Arizona Rattlers (2012), where he was a member of the ArenaBowl XXV Champions.

His brother, Robbie, is the placekicker for San Francisco and owns 12 seasons of NFL experience with the 49ers (2017), Giants (2016) and Bears (2005-15). A native of Lock Haven, Pa., Chris Gould was born on Dec. 10, 1985, in Jessup, Ga.



REGGIE HERRING

LINEBACKERS

Reggie Herring enters his fourth season as linebackers coach with the Broncos in 2018. A coaching veteran of 37 seasons, including 12 NFL campaigns, Herring was hired by the club on Jan. 28, 2015.

A linebackers coach for 36 years spanning the college and NFL ranks, Herring arrived in Denver to coach the position in 2015 after previous stops in the league with Chicago (2014), Houston (2002-03, '11-13) and Dallas (2008-10).

Herring has coached nine linebackers who have made Pro Bowl appearances during their careers, including outside linebackers DeMarcus Ware (9), Mario Williams (4), and Connor Barwin (1), and inside linebackers Zac Thomas (7), Keith Brooking (5), Lance Briggs (7), Brian Cushing (1), Sean Lee (2) and DeMeco Ryans (2).

Coaching Denver's inside linebackers for the last three seasons, Herring helped lead a defense that allowed a league-low 296.4 yards per game during that span.

In 2017, inside linebackers Brandon Marshall and Todd Davis finished as the Broncos' top two leading tacklers. Marshall's 106 defensive stops represented the third time in his career—and second time under Herring—he eclipsed the 100-tackle mark. Davis started 14 games and produced 82 tackles as a key component of Denver's fifth-ranked run defense (89.4 ypg).

Davis led the Broncos with 96 tackles (63 solo) during his first season as a starter in 2016 while Marshall (11 starts) and Corey Nelson (5 starts) accounted for 114 combined defensive stops. The trio of inside linebackers were instrumental in Denver's effort in allowing an NFL-low 4.7 yards per play for the season.

Herring helped Denver's defensive transition to a 3-4 alignment in 2015, coaching Danny Trevathan (110 tackles) and Marshall (101 tackles), who finished No. 1 and No. 2, respectively, in defensive stops for the NFL's No. 1-ranked unit (283.1 ypg). The linebackers, both of whom overcame significant injuries sustained in 2014, were named co-recipients of the team's Ed Block Courage Award after starting 37-of-38 games during Denver's championship run and becoming the first Broncos defensive tandem to reach 100 tackles each since 2009.

Before his lone season working with the Bears in 2014, Herring coached in his second stint with the Texans from 2011-13. He was part of a staff that helped turn the league's 30th-ranked defensive unit into a group that ranked fourth overall (308.8 ypg) during his three years with the club.

In 2011, Herring's linebacker group accounted for 27 of the team's 44 sacks as the Texans ranked second in the NFL in total defense (285.7 ypg). Linebacker Brian Cushing earned second-team All-Pro honors from the Associated Press in 2011, and Connor Barwin transitioned from defensive end to outside linebacker and finished third in the AFC with 11.5 sacks.

As linebackers coach for Dallas from 2008-10, Herring helped outside linebacker DeMarcus Ware deliver the most productive three-season stretch of his career. In addition to averaging more than 100 tackles per season under Herring, Ware ranked first in the NFL with 46.5 sacks during that span, including two single seasons (20.0, 2008, 15.5, 2010) leading the league in that category.

COACHING EXPERIENCE

13th NFL Season (4th with Broncos)

Denver Broncos	
Linebackers	2015-18
Chicago Bears	
Linebackers	2014
Houston Texans	
Linebackers	2011-13
Dallas Cowboys	
Linebackers	2008-10
University of Arkansas	
Defensive Coordinator/Linebackers	2005-07
North Carolina State University	
Defensive Coordinator/Linebackers	2004
Houston Texans	
Linebackers	2002-03
Clemson University	
Defensive Coordinator	1997-2001
Linebackers	1994-96
Texas Christian University	
Defensive Coordinator	1992-93
Auburn University	
Linebackers	1986-91
Oklahoma State University	
Linebackers	1982-85
Graduate Assistant	1981

Herring began his NFL coaching career instructing linebackers for the expansion Texans from 2002-03. Linebacker Jamie Sharper ranked second in the NFL with 303 tackles during his two seasons under Herring, including a league-high 166 defensive stops in 2003.

Before being hired by the Texans, Herring served as defensive coordinator and linebackers coach at North Carolina State (2004) and Arkansas (2005-07).

During Herring's lone season with the Wolfpack in 2004, N.C. State led the country in total defense (221.4 ypg). The unit featured up-and-coming sophomore defensive end Mario Williams, who would go on to become the No. 1 overall pick in the 2006 NFL Draft by the Texans.

In Herring's second year with Arkansas in 2006, he was named a finalist for the Broyles Award, given annually to the nation's top assistant coach. He also served as interim head coach for the Razorbacks during the 2008 Cotton Bowl.

Herring spent eight years at Clemson University, serving as linebackers coach from 1994-96 and defensive coordinator from 1997-2001. The Tigers made six bowl appearances during that stretch as seven of Herring's linebackers were selected in the NFL Draft. Herring was hired by Clemson after spending two seasons (1992-93) as defensive coordinator for Texas Christian University.

He began his coaching career as a graduate assistant for Oklahoma State in 1981 and was promoted to linebackers coach from 1982-85. Herring coached the same position at Auburn University from 1982-85 as the Tigers won three Southeastern Conference Championships during his four years with the school.

A three-year starter at linebacker for Florida State University from 1978-80, Herring led the Seminoles in tackles in each of his three seasons with the program. He was named a team captain during his senior season in 1980 and was later elected to the FSU Hall of Fame in 1989.

Born on July 3, 1959, in Myrtle Beach, S.C., Herring and his wife, Lisa, have a daughter, Caroline, and a son, Adam.

PRO BOWL PLAYERS COACHED (1): LB DeMarcus Ware (2008-10).



TYLER HILL

ASSISTANT STRENGTH & CONDITIONING

Tyler Hill enters his first year with the Broncos as assistant strength and conditioning coach for the club in 2018. He was named to his current position on March 11, 2018.

Hill joined the Broncos after spending six years working on the strength and conditioning staffs with the football and basketball programs at his alma mater, the University of Kansas.

A former safety for the Jayhawks from 2010-13, Hill worked as a strength and conditioning intern for the school's basketball team during the 2013-14 season. He spent the next four years working with the school's football program, serving as a strength and conditioning graduate assistant from 2014-15 and as an assistant strength coach from 2016-17.

Hill, who was born in Kansas City, Mo., Feb. 8, 1990, is Certified Strength and Conditioning Specialist (CSCS). He is married to Vanessa and has one son, Tobias.

COACHING EXPERIENCE

1st NFL Season (1st with Broncos)

Denver Broncos

Assistant Strength and Conditioning 2018

University of Kansas

Asst. Strength Coach (Football) 2016-17

Strength & Cond. G.A. (Football) 2014-15

Strength & Cond. Intern (Basketball) 2013

DID YOU KNOW?

The record for most years of service on the Broncos' coaching staff is 21, held by Mike Shanahan. He was an assistant with the Broncos from 1984-87 and from '89-91 before serving as head coach from 1995-2008.

Shanahan and Joe Collier are the only two individuals to coach at least 20 years for the Broncos. Collier served on Denver's coaching staff in several capacities for 20 seasons from 1969-88.



BILL KOLLAR

DEFENSIVE LINE

Bill Kollar enters his fourth season as defensive line coach for the Denver Broncos in 2018. He was hired by the club on Jan. 26, 2015.

Kollar owns 34 years of coaching experience, including the last 28 seasons instructing defensive linemen at the NFL level. Before coming to

Denver in 2015, he coached the defensive line for Houston (2009-14), Buffalo (2006-08), St. Louis (2001-05) and Atlanta (1990-2000).

In 2017, the Broncos improved from 28th in run defense to fifth despite a large turnover along the defensive line and mainstay Derek Wolfe being limited to just 11 games due to injury. Defensive ends Adam Gotsis (41 tackles) and Shelby Harris (5.5 sacks) had breakthrough seasons for the Broncos while free-agent defensive lineman Zach Kerr became a regular in the rotation.

Denver's defensive line in 2016 overcame the loss of Malik Jackson (free agency) and Vance Walker (injured reserve) to help the Broncos finish the season fourth in total defense (316.1 ypg) and first in yards per play allowed (4.7). Wolfe had a career season in 2016, leading all NFL 3-4 defensive ends with 18 quarterback knockdowns despite playing just 14 games.

In his first season with the Broncos, Kollar led a defensive line that accounted for 18 of the team's league-best 52 sacks. Five different defensive linemen posted multiple quarterback take-downs in 2015 and the unit batted down 11 passes at the line of scrimmage.

Wolfe and Jackson combined with nose tackle Sylvester Williams to start 43-of-48 possible games for the Super Bowl-champion Broncos while helping Denver finish first in the NFL in total defense (283.1 ypg), including a No. 1 ranking against the pass (199.6 ypg) and a No. 3 ranking against the run (83.6 ypg).

Before arriving in Denver, Kollar spent six years with Houston, including his first five years with the franchise as assistant head coach/defensive line. During his tenure with the Texans, the team ranked eighth in the NFL in total defense (329.4 ypg) and third in the league in opponent third-down percentage (35.9).

The five best run defenses in franchise history came during Kollar's tenure with Houston, including back-to-back seasons (2011-12) in which the team held opponents to an average of less than 100 yards per game.

Kollar's unit adjusted to the defense's transition to a 3-4 scheme in 2011 under Houston Defensive Coordinator Wade Phillips. In addition to posting the third-largest defensive turnaround (-91.2 ypg) in NFL history in 2011, the Texans posted back-to-back seasons with a team-record 44 sacks in 2011 and 2012 to rank fifth in the league during that two-year stretch.

Defensive ends Mario Williams, Antonio Smith and J.J. Watt combined for five Pro Bowls playing for Kollar in Houston. Watt, who was named NFL Defensive Player of the Year by the Associated Press following the 2012 and 2014 seasons, led the league with 51 sacks during his four seasons under Kollar and became the first player in league history to post multiple campaigns with 20 or more sacks.

Kollar spent three years in Buffalo (2006-08), where he coached future All-Pro defensive tackle Kyle Williams and two-time Pro Bowl defensive end Aaron Schobel. Williams started 43-of-48 games to begin his NFL career under Kollar while Schobel was selected to play in consecutive Pro Bowls beginning in 2006 when he posted a career-high 14 sacks to rank second in the AFC.

Prior to his three-year stint with Buffalo, he spent five seasons coaching the defensive line in St. Louis. Defensive end Leonard Little ranked fifth in the NFL with 55.5 sacks during that span and was named to the Pro Bowl in 2003. Kollar's defensive line was instrumental in the Rams' 2001 Super Bowl run as the club ranked third in the NFL in rush defense (85.9 ypg) while tying for the seventh-most sacks (45) in the league.

Kollar spent more than a decade (1990-2000) coaching the defensive line for the Falcons, highlighted by an NFC Championship in 1998 and an appearance in Super Bowl XXXIII against Denver. Pro Football Hall of Fame defensive end Chris Doleman played two seasons (1994-95) for Kollar

COACHING EXPERIENCE

30th NFL Season (4th with Broncos)

Denver Broncos	
Defensive Line	2015-18
Houston Texans	
Defensive Line	2014
Asst. Head Coach/Defensive Line	2009-13
Buffalo Bills	
Defensive Line	2006-08
St. Louis Rams	
Defensive Line	2001-05
Atlanta Falcons	
Defensive Line	1990-2000
Purdue University	
Defensive Line/Special Teams	1988-89
University of Illinois	
Defensive Line/Special Teams	1986-87
Graduate Assistant	1985
Tampa Bay Buccaneers	
Defensive Asst./Special Teams	1984

and totaled 16 sacks for the Falcons, including nine quarterback takedowns in 1995 to earn his seventh career Pro Bowl selection.

A defensive lineman for eight seasons with Cincinnati (1974-76) and Tampa Bay (1977-81) after being selected by the Bengals in the first round (23rd overall) of the 1974 NFL Draft, Kollar began his coaching career as a defensive assistant/special teams with the Buccaneers in 1984.

Kollar spent a year as a graduate assistant at the University of Illinois in 1985 before being promoted to coach the defensive line and special teams for the Illini from 1986-87. He coached the same position for Purdue University from 1988-89 before beginning his NFL career with the Falcons in 1990.

An All-American defensive lineman at Montana State University, Kollar went on to earn Most Valuable Player honors at the 1974 Senior Bowl and was inducted into the Senior Bowl Hall of Fame in 2014.

Kollar and his wife, Jan, have two sons, Chad and Clint. He was born on Nov. 27, 1952, in Warren, Ohio.

PRO BOWL PLAYERS COACHED (6): DE Chris Doleman (1995), DE Leonard Little (2003), DE Aaron Schobel (2006-07), DE Antonio Smith (2011), DE J.J. Watt (2012-14), DE Mario Williams (2009).



KLINT KUBIAK

OFFENSIVE ASSISTANT/QUARTERBACKS

Klint Kubiak enters his third season with the Denver Broncos in 2018 as offensive assistant with additional responsibilities helping coach the club's quarterbacks. He was hired by the team on Feb. 22, 2016.

An eight-year coaching veteran, Kubiak has worked four seasons apiece in the NFL and college ranks following his playing career at Colorado State University.

During the 2017 season, Kubiak assumed responsibilities as the primary quarterbacks coach for the final six weeks of the regular season. In his first year with Denver in 2016, Trevor Siemian and Paxton Lynch combined to throw for nearly twice as many touchdowns (20) as interceptions (11) while accounting for 3,898 passing yards.

Before coming to Denver, Kubiak instructed wide receivers at the University of Kansas in 2015. He previously worked two seasons in the NFL, serving as a quality control/assistant wide receivers coach for the Minnesota Vikings from 2013-14 under Offensive Coordinators Musgrave (2013) and Norv Turner (2014).

Kubiak started his coaching career at Texas A&M University as a quality control/offense coach from 2010-11 and as a graduate assistant inside receivers coach in 2012. During his three years with the Aggies, Kubiak earned his master's degree in human resource development.

A four-year letterwinner at Colorado State, Kubiak played for the Rams from 2005-09. He was named a team captain as a senior and was invited to play in the East-West Shrine Game. He was born on Feb. 17, 1987, in Houston.

COACHING EXPERIENCE

5th NFL Season (3rd with Broncos)

Denver Broncos

Offensive Assistant/Quarterbacks . . . 2016-18

University of Kansas

Wide Receivers . . . 2015

Minnesota Vikings

Assistant WRs/Quality Control . . . 2013-14

Texas A&M University

Graduate Asst./Inside Receivers . . . 2012

Quality Control/Offense . . . 2010-11

DID YOU KNOW?

Spanning five seasons from 2011-15, the Broncos won 15 consecutive divisional road games to represent the longest streak in NFL history.



SEAN KUGLER
OFFENSIVE LINE - GUARDS/CENTERS

Sean Kugler is in his first year as offensive line-guards/centers coach for the Denver Broncos in 2018. He was hired by the club on Jan. 2, 2018.

Kugler is a 28-year coaching veteran who has 18 seasons of experience coaching the offensive line. This is his 12th year working in the NFL, having previously coached for Detroit (2001-05), Buffalo (2007-09) and Pittsburgh (2010-12).

During the last five years, Kugler was the head coach for his alma mater, the University of Texas-El Paso. In addition to leading the Miners to the New Mexico Bowl in 2014, Kugler's team achieved a perfect APR academic score of 1,000 and had the highest GPA and graduation rates in school history.

Kugler coached two All-Americans—running back Aaron Jones and guard Will Hernandez—and nine first or second-team All-Conference USA selections during his five seasons with the school. Jones ranked second in the nation in rushing (1,773 yds., 7.7 avg.) in 2016 while Hernandez—a 2018 second-round draft pick of the N.Y. Giants—earned All-America recognition in two consecutive seasons (2016-17).

In Kugler's three years coaching the offensive line for Pittsburgh, the Steelers averaged more than 350 yards per game and made the postseason twice. Pittsburgh's offensive line paved the way for 1,000-yard rusher Rashard Mendenhall (1,273 yds.) in 2010 as the team advanced to Super Bowl XLV.

Center Maurkice Pouncey made his first three Pro Bowls under Kugler from 2010-12 in addition to being named an Associated Press All-Pro choice all three years (First Team – 2011; Second Team – 2010, '12).

Coaching the offensive line in Buffalo from 2007-09, Kugler's units blocked for three consecutive 1,000-yard rushers: Marshawn Lynch (2007-08) and Fred Jackson (2009). Tackle Jason Peters made his first two career Pro Bowl selections from 2007-08 playing for Kugler.

Before joining the Bills, Kugler spent one season as assistant head coach/offensive line at Boise State University. Former Broncos tackle Ryan Clady earned first-team All-America honors playing under Kugler as Boise State finished the 2006 season with a perfect 13-0 record and the school's first-ever BCS Bowl Game berth.

Kugler got his start in the NFL coaching tight ends for Detroit from 2001-05. He added responsibilities coaching the offensive line for the Lions from 2004-05.

Prior to joining the NFL coaching ranks, Kugler worked as an assistant at UTEP from 1993-2000. He served as a graduate assistant/defensive line coach (1993) and tight ends/assistant strength and conditioning coach (1994) during his first two seasons before transitioning to coach the offensive line from 1995-2000.

A former offensive lineman at UTEP, where his position coach was current Kansas City Head Coach Andy Reid, Kugler played one season in the World League of American Football with the Sacramento Surge in 1989. He coached high school football in Florida for three seasons (1990-92) while completing his degree in education from the University of South Florida.

A native of Lockport, N.Y., Kugler has two sons, Robert and Patrick, as well as a daughter, Kali. Robert and Patrick each played center collegiately at Purdue and Michigan, respectively.

PRO BOWL PLAYERS COACHED (2): T Jason Peters (2008), C Maurkice Pouncey (2010-12).

COACHING EXPERIENCE
12th NFL Season (1st with Broncos)

Denver Broncos	
Offensive Line - Guards/Centers	2018
University of Texas-El Paso	
Head Coach	2013-17
Pittsburgh Steelers	
Offensive Line	2010-12
Buffalo Bills	
Offensive Line	2008-09
Assistant Offensive Line	2007
Boise State University	
Asst. Head Coach/Offensive Line	2006
Detroit Lions	
Offensive Line/Tight Ends	2004-05
Tight Ends	2001-03
University of Texas-El Paso	
Offensive Line	1995-2000
Tight Ends/Asst. Strength & Cond.	1994
Graduate Assistant/Defensive Line	1993
Gaither (Fla.) High School	
Offensive Line/Strength & Cond.	1992
Tampa Bay (Fla.) Teach High School	
Offensive Line/Defensive Line	1990-91



LOREN LANDOW

STRENGTH & CONDITIONING

Loren Landow enters his first year as the Broncos' head strength and conditioning coach in 2018. He was hired by the club on March 12, 2018.

Landow spent the last 10 years as the owner and director of Landow Performance, a sports training center in Centennial, Colo. He has

trained thousands of athletes during his career, including more than 700 professional athletes associated with the NFL, NHL, MLB, UFC, WNBA and Olympics.

In addition to his expertise on biomechanics and maximizing athletic performance, Landow is renowned for his emphasis on injury prevention and rehabilitation. He developed the ACL prevention program and the ACL return to sport protocols for the world-renowned Steadman Hawkins Clinic.

Before opening Landow Performance, he worked as the director of sports performance for Velocity Sports Performance in Englewood, Colo., from 2003-07 and as the director of ISSD at Colorado Athletic Club Inverness in Englewood from 1996-2003.

Landow is an MAT (muscle activation technique) Certified Specialist and is working toward RTS (resistance training specialist) Mastery Level. A Certified Strength and Conditioning Specialist (CSCS) through USA Weightlifting, he has earned advanced credentials from the National Academy of Sports Medicine (NASM) and the American Academy of Health and Fitness Professionals (AAHFP).

He is on the Board of Directors for the Exercise Science Program at Metro State University and the Board for the Master's program for Setanta College in Ireland.

A graduate of Westminster (Colo.) High School, Landow attended the University of Northern Colorado, where he graduated in 1996 with a degree in kinesiology and an emphasis in exercise science.

COACHING EXPERIENCE

1st NFL Season (1st with Broncos)

Denver Broncos

Strength and Conditioning 2018

Landow Performance (Centennial, Colo.)

Owner & Director 2008-18

Velocity Sports Performance (Englewood, Colo.)

Director of Sports Performance 2003-07

Colorado Athletic Club (Englewood, Colo.)

Director of ISSD 1996-2003



ANTHONY LOMANDO

ASSISTANT STRENGTH & CONDITIONING

Anthony Lomando enters his seventh year with the Broncos as assistant strength and conditioning coach for the club in 2018. He was named to his current position on Feb. 15, 2012.

Lomando came to Denver after spending three years working on the strength and conditioning staff for Jacksonville. He began his NFL career as an intern with the Jaguars in 2009 before being promoted to a strength staff assistant in 2010.

His tenure in Jacksonville came after three years at EXOS (formerly Athletes' Performance) in Tempe, Ariz. He worked overseas exclusively with the Qatar National and Olympic Soccer teams from 2007-08 and was responsible for preparing the club for the World Cup and Olympic qualifying matches.

From 2004-06, Lomando directed a performance training business while attending California Polytechnic State University-San Luis Obispo. He went on to earn a master's degree in rehabilitation sciences from California University of Pennsylvania in 2008.

A native of San Ramon, Calif., Lomando is a Certified Strength and Conditioning Specialist (CSCS) through the National Strength and Conditioning Association and Corrective Exercise Specialist through the National Academy of Sports Medicine (NASM-CES). He also has earned Level 2 Fascial Stretch Therapy (FST) Certification.

COACHING EXPERIENCE

10th NFL Season (7th with Broncos)

Denver Broncos

Assistant Strength and Conditioning 2012-18

Jacksonville Jaguars

Strength Staff Assistant 2010-11

Strength and Conditioning Intern 2009

EXOS (Phoenix)

Strength and Conditioning 2007-08

Strength and Conditioning Intern 2006



CURTIS MODKINS

RUNNING BACKS

Curtis Modkins is in his first year as running backs coach for the Denver Broncos in 2018. He was hired by the club on Jan. 22, 2018.

A 23-year coaching veteran, Modkins has spent the last 10 years in the NFL as an offensive coordinator or running backs coach. He has

worked with three different 1,000-yard rushers during that span: C.J. Spiller with Buffalo in 2012, Reggie Bush with Detroit in 2013 and Jordan Howard with Chicago in 2017.

Coaching running backs for the Bears last season, Modkins helped Howard rank sixth in the NFL with 1,122 rushing yards while totaling five 100-yard rushing games. The second-year pro also posted a career-best nine rushing touchdowns to rank third in the NFL in that category.

Modkins served as offensive coordinator for San Francisco in 2016, helping the 49ers improve in several categories from the previous season. The team finished fourth in the NFL in rushing offense (126.2) as running back Carlos Hyde totaled a career-best 988 yards in just 13 starts. San Francisco also ranked second in the NFL in red zone efficiency (68.2%) while quarterbacks Colin Kaepernick and Blaine Gabbert combined for 21 touchdowns and just 10 interceptions.

Before joining San Francisco's staff, Modkins spent three seasons as running backs coach for the Detroit Lions. Bush turned in his second career 1,000-yard rushing season (1,006 yds.) in 2013 and ranked fifth in the NFL with 108 scrimmage yards per game. Bush (1,006 rushing and 506 receiving) and fellow running back Joique Bell (651 rushing and 547 receiving) became the first backfield tandem in league history to each register 500 rushing yards and 500 receiving yards in the same season.

As offensive coordinator for Buffalo from 2010-12, Modkins directed a unit in which quarterback Ryan Fitzgerald topped 3,000 passing yards each season and wide receiver Stevie Johnson reached the 1,000-yard mark in each campaign. With Spiller earning his first Pro Bowl selection in 2012 after running for 1,244 yards, the Bills featured a 3,000-yard passer, a 1,000-yard rusher and a 1,000-yard receiver for the first time in 10 seasons.

Modkins began his NFL career as running backs coach for Kansas City in 2008 and then coached the same position for Arizona in 2009 before becoming offensive coordinator the Bills.

Prior to coaching in the NFL, Modkins spent 13 years working at the collegiate level. He coached at Georgia Tech from 2002-07, instructing the school's defensive backs his first year before switching sides to coach running backs for five seasons.

Modkins began his coaching career in 1995 as a graduate assistant at his alma mater, Texas Christian University. He went on to coach the team's secondary in 1996 and tight ends in 1997. Modkins spent the next four seasons coaching cornerbacks at the University of New Mexico before arriving at Georgia Tech.

A three-year starter and two-time All-Southwest Conference running back for TCU, Modkins finished his collegiate career ranked third in school history with 2,763 rushing yards.

Modkins was born on Nov. 15, 1970, in Marlin, Texas.

PRO BOWL PLAYERS COACHED (1): RB C.J. Spiller (2012).

COACHING EXPERIENCE

11th NFL Season (1st with Broncos)

Denver Broncos	
Running Backs	2018
Chicago Bears	
Running Backs	2017
San Francisco 49ers	
Offensive Coordinator	2016
Detroit Lions	
Run Game Coordinator/RBs	2013-15
Buffalo Bills	
Offensive Coordinator/RBs	2010-12
Arizona Cardinals	
Running Backs	2009
Kansas City Chiefs	
Running Backs	2008
Georgia Tech	
Running Backs	2003-07
Defensive Backs	2002
University of New Mexico	
Cornerbacks	1998-2001
Texas Christian University	
Tight Ends	1997
Secondary	1996



MARCUS ROBERTSON

DEFENSIVE BACKS

Marcus Robertson enters his second season as defensive backs coach for the Denver Broncos in 2018. He was hired by the club on Jan. 16, 2017.

Robertson, who has spent the last 27 seasons in the NFL as a player, administrator and coach, has instructed defensive backs in the NFL for the last 11 seasons.

During Robertson's first season with the Broncos in 2017, Denver ranked fourth in the NFL in pass defense (200.6 ypg) while its secondary accounted for all 10 of the team's interceptions.

In addition to cornerback Aqib Talib being voted to his fifth consecutive Pro Bowl in 2017, Chris Harris Jr. was selected as a Pro Bowl alternate and Bradley Roby led the team with a career-best 17 passes defended. Second-year safety Justin Simmons opened 13 games as a new starter for the unit and tied fellow safety Darian Stewart for third on the team with 63 tackles.

Before joining the Broncos, Robertson worked with Oakland's secondary from 2014-16. He spent the 2014 season coaching Oakland's secondary with Broncos Defensive Coordinator Joe Woods before being promoted to defensive backs coach following Woods' departure to Denver in 2015.

The Raiders totaled the eighth-most interceptions (30) and the sixth-most passes defended (163) in the NFL during Robertson's two seasons leading Oakland's defensive backs.

Raiders safeties Charles Woodson and Reggie Nelson earned Pro Bowl selections in 2015 and 2016, respectively, under Robertson. Woodson's five interceptions in 2015 were the most in NFL history by a player in his 18th season or later.

Robertson spent the 2013 season as Detroit's secondary coach after being promoted from assistant secondary coach the year before. The Lions finished ninth in the NFL in passes defended (88) in 2013 while limiting opponents to a 59.1 completion percentage.

As secondary coach for Tennessee from 2009-11, Robertson helped the team rank second in the NFL in average passing yards per completion (10.6) during that span. In 2009, the Titans finished eighth in the league in interceptions (20) while ranking second in interceptions returned for touchdowns (4).

Robertson began his coaching career as the assistant secondary coach with Tennessee (2007-08). In 2008, the Titans secondary boasted three first-time Pro Bowl selections: cornerback Cortland Finnegan along with safeties Chris Hope and Michael Griffin. The defensive backs collected 19 interceptions that season to rank second among NFL secondaries.

In between his playing and coaching careers, Robertson spent four seasons (2003-06) as the Titans' director of player development. Robertson and his staff won the Winston and Shell Award in 2006 for their innovation and commitment to player development in the NFL.

Robertson enjoyed a 12-year playing career with the Houston Oilers/Tennessee Titans (1991-00) and Seattle (2001-02), earning Associated Press All-Pro First Team honors at free safety in 1993 and 1997. Selected by Houston in the fourth round (102nd overall) of the 1991 NFL Draft from Iowa State University, Robertson played 162 regular-season games (144 starts) and finished his career with 24 interceptions (458 yds.) and 72 passes defended.

During his four seasons as a cornerback at Iowa State, Robertson totaled 257 tackles, six interceptions and nine forced fumbles. He was inducted into the Iowa State Athletic Hall of Fame in 2009.

Robertson, who went on to earn his degree in management and organizational development from Bethel University in 2012, was born on Oct. 2, 1969.

PRO BOWL PLAYERS COACHED (4): S Michael Griffin (2010), S Reggie Nelson (2016), CB Aqib Talib (2017), S Charles Woodson (2015).

COACHING EXPERIENCE

12th NFL Season (2nd with Broncos)

Denver Broncos

Defensive Backs 2017-18

Oakland Raiders

Defensive Backs 2015-16

Assistant Defensive Backs 2014

Detroit Lions

Secondary 2013

Assistant Secondary 2012

Tennessee Titans

Secondary 2009-11

Assistant Secondary 2007-08



CEDRIC SMITH

ASSISTANT STRENGTH & CONDITIONING

Cedric Smith is in his second season back with the Broncos as assistant strength and conditioning coach in 2018 after previously serving in that role for the club from 2001-06.

Entering his 15th season as an NFL strength and conditioning coach, Smith has seven years of experience leading the strength and conditioning programs for the Houston (2010-13) and Kansas City (2007-09).

During three of his four seasons on the Texan's staff, Smith coached alongside Broncos Head Coach Vance Joseph, a defensive backs coach for Houston from 2011-13. Smith was recognized as the NFL Strength and Conditioning Coach of the Year by the league's strength and conditioning coaches in 2012.

Before joining the Texans, Smith directed the strength and conditioning program for the Chiefs for three seasons and spent six years as assistant strength and conditioning coach for the Broncos. He worked as a fitness manager and consultant with Gold's Gym in Phoenix for two years (1999-2000) after his seven-year playing career as an NFL fullback.

Selected by Minnesota in the fifth round (131st overall) of the 1990 NFL Draft, Smith spent his rookie season with the Vikings before stints with New Orleans (1991), Washington (1994-95) and Arizona (1996-97). In 72 career regular-season games (14 starts), he totaled 40 rushes for 100 yards with two touchdowns to go along with 20 receptions for 141 yards and two scores.

Smith was a three-year starter at the University of Florida, where he was the primary blocker for running back Emmitt Smith. He received his degree in health sciences from Florida in 1990.

A graduate of Enterprise (Ala.) High School, Smith is married to Teresa and has five children: Chandler, Canyon, Cole, Cameron and Cerraya.

COACHING EXPERIENCE

15th NFL Season (8th with Broncos)

- Denver Broncos**
Assistant Strength and Conditioning...2017-18
- Houston Texans**
Head Strength & Conditioning Coach...2010-13
- Kansas City Chiefs**
Head Strength & Conditioning Coach...2007-09
- Denver Broncos**
Assistant Strength and Conditioning...2001-06



CHRIS STRAUSSER

OFFENSIVE LINE - TACKLES

Chris Strausser enters his first season as offensive line-tackles coach for the Denver Broncos in 2018. He was originally hired by Denver as assistant offensive line coach on Feb. 22, 2017, following 28 seasons in the college coaching ranks.

In his role, Strausser works with Offensive Line-Guards/Centers Coach Sean Kugler instructing the team's offensive line.

During his first NFL season with the Broncos in 2017, Strausser worked closely with a group that included three new starters along the offensive line, including 2017 first-round draft pick Garrett Bolles (left tackle) and free-agent Ron Leary (right guard).

Bolles joined incumbent starters Max Garcia (left guard) and Matt Paradis (center) in opening every game for the Broncos in 2017. One of just five rookies in franchise history to start every game at left tackle, Bolles was named to the PFWA All-Rookie Team.

Before joining the Broncos, Strausser coached the offensive line at the collegiate level for 19 seasons. During his three years as associate head coach/offensive line for the University of Washington from 2014-16, three of Strausser's offensive linemen were named first-or second-team all-league selections. In 2016, the Huskies won the Pacific-12 Conference Championship and advanced to

COACHING EXPERIENCE

2nd NFL Season (2nd with Broncos)

- Denver Broncos**
Offensive Line - Tackles2018
Assistant Offensive Line2017
- University of Washington**
Associate Head Coach/OL2014-16
- Boise State University**
Assoc. HC/Off. Line/Run Game Coord...2013
Offensive Line/Run Game Coord.2010-12
Tight Ends/Run Game Coord.2007-09
- University of Colorado**
Assistant Head Coach/Offensive Line ...2006
- Boise State University**
Offensive Line2001-05
- Portland State University**
Offensive Line/Run Game Coordinator .2000
- Foothill College**
Offensive Coordinator1997-99
- San Jose State University**
Offensive Line/Recruiting Coord.1995-96
- Portland State University**
Offensive Line/Recruiting Coord.1993-94
- Sonoma State University**
Off. Tackles/TES/Special Teams Coord...1992
- Oregon State University**
Graduate Assistant1990-91
- Menlo College**
Wide Receivers/Tight Ends1989

the College Football Playoff semifinals.

Before joining Washington's staff along with Head Coach Chris Petersen in 2014, Strausser coached at Boise State under Peterson for seven seasons (2007-13).

He served as offensive line coach and run game coordinator for Boise State from 2010-13, adding the responsibilities as associate head coach in 2013. During that time, Boise State surrendered just 36 sacks (0.69 per game) to rank second in the nation during that four-year period. Strausser also coached Broncos center Matt Paradis, who converted from a defensive lineman to become a second-team All-Mountain West Conference selection for Boise State in 2012 and 2013.

Strausser spent one season as assistant head coach/offensive line at the University of Colorado in 2006 after coaching the offensive line at Boise State from 2001-05. During his first stint with Boise State, four different linemen earned first-team All-Western Athletic Conference honors.

Before joining Boise State in 2001, Strausser spent 12 seasons in a variety of college offensive coaching positions. He served as the offensive line coach and run game coordinator at Portland State University in 2000 after three years as offensive coordinator for Foothill College from 1997-99.

Strausser spent two seasons each at San Jose State University (1995-96) and Portland State (1993-94), working as offensive line coach and recruiting coordinator for both schools.

He began his coaching career instructing wide receivers and tight ends at Menlo College in 1989. Strausser joined the Division-I coaching ranks as a graduate assistant at Oregon State University from 1990-91 before taking a position at Sonoma State University in 1992 coaching offensive tackles, tight ends and special teams.

Strausser graduated from Chico State University in 1989 with a bachelor's degree in physical education. He went on to earn his master's in education from Oregon State in 1991.

Strausser and his wife, Cathy, have two daughters, Maeve and Sarah.



MIKE SULLIVAN

QUARTERBACKS

Mike Sullivan enters his first season as the team's quarterbacks coach in 2018.

Sullivan has coached for 23 years, including 15 seasons in the NFL with Jacksonville (2002-03), N.Y. Giants (2004-11, '15-17) and

Tampa Bay (2012-13).

He served as offensive coordinator for the Giants the last two seasons under Head Coach Ben McAdoo. In 2017, he took over offensive play calling for the team in Week 6 and continued that responsibility through the remainder of the year.

In his first season as offensive coordinator for the Giants in 2016, the team finished 11-5. Quarterback Eli Manning recorded his fifth 4,000-yard season under Sullivan and wide receiver Odell Beckham Jr. ranked third in the NFL with 1,367 receiving yards.

Before his second stint with the Giants, Sullivan spent two seasons (2012-13) as offensive coordinator for Tampa Bay.

The Buccaneers' 2012 squad featured a 4,000-yard passer (Josh Freeman - 4,065 yds.), a 1,000-yard rusher (Doug Martin - 1,454 yds.) and a 1,000-yard receiver (Vincent Jackson - 1,384 yds.). Tampa Bay finished that season ranked ninth in total offense, setting a franchise record by averaging 363.8 yards per game.

Sullivan won two Super Bowls—XLII (2007) and XLVI (2011)—during his first eight seasons with the Giants from 2004-11. He coached wide receivers for six seasons before being elevated to quarterbacks coach from 2010-11.

In the Giants' 2011 Super Bowl season—Manning's second year working with Sullivan—the quarterback achieved career highs in passing yards (4,933) and yards per attempt (8.4). In New York's four playoff games, Manning averaged more than 300 yards per contest and finished the postseason with nine touchdowns against just one interception.

COACHING EXPERIENCE

16th NFL Season (1st with Broncos)

Denver Broncos	
Quarterbacks	2018
New York Giants	
Offensive Coordinator	2016-17
Quarterbacks	2015
Tampa Bay Buccaneers	
Offensive Coordinator	2012-13
New York Giants	
Quarterbacks	2010-11
Wide Receivers	2004-09
Jacksonville Jaguars	
Offensive Assistant	2003
Defensive Quality Control	2002
Ohio University	
Defensive Backs	2001
U.S. Army	
Defensive Backs	2001
Youngstown State University	
Defensive Backs	1997-98
U.S. Army	
Outside Linebackers	1996
Assistant Linebackers	1995
Humboldt State University	
Graduate Assistant	1993

As wide receivers coach for the Giants from 2004-09, Sullivan worked with a pair of 1,000-yard receivers in Plaxico Burress (2005, '07) and Steve Smith (2009). Sullivan began his NFL coaching career in Jacksonville as a defensive quality control coach in 2002 and an offensive assistant in 2003.

He coached for eight seasons in the collegiate ranks, beginning with a graduate assistant post at Humboldt State University in 1993. He coached linebackers at his alma mater, Army, from 1995-96 before moving on to coach defensive backs at Youngstown State University from 1997-98.

Sullivan returned to Army to coach defensive backs from 1999-2000 and then worked for one season as defensive backs coach at Ohio University before making a move to the NFL.

A former defense back at Army, Sullivan is a graduate of the U.S. Army Airborne, Ranger and Air Assault schools. He was born on Jan. 28, 1967, in Santa Maria, Calif.

PRO BOWL PLAYERS COACHED (5): WR Odell Beckham Jr. (2016), WR Vincent Jackson (2012), QB Eli Manning (2011, '15), RB Doug Martin (2012), WR Steve Smith (2009).



GREG WILLIAMS

DEFENSIVE BACKS

Greg Williams enters his first season as defensive backs coach for the Denver Broncos in 2018.

Williams has 15 seasons of coaching experience, including nine years at the NFL level. He most recently served as defensive backs coach for Indianapolis from 2016-17 after seven seasons with San Diego as assistant linebackers coach (2009-12) and assistant secondary coach (2013-15).

During Williams' two seasons coaching the Colts' defensive backs, 16 different players started in Indianapolis' secondary. Despite the turnover in the defensive backfield, the Colts' defensive backs accounted for 19 interceptions and 102 passes defended during that span.

Williams entered the NFL with the San Diego Chargers as assistant linebackers coach in 2009. He held that position for four seasons before shifting to assist with the team's secondary from 2013-15.


His coaching career began as an intern with Arizona State in 2003 and as an assistant coach at the College of DuPage from 2004-05. Williams spent two years (2006-07) as Arkansas Tech's defensive backs coach and recruiting coordinator before working the 2008 season as the University of Pittsburgh's secondary/graduate assistant coach.

A former wide receiver and defensive back at the University of North Carolina, Williams competed in training camps with the Chicago Bears and New York Giants before spending time in NFL Europe, the XFL and the Arena Football League.

COACHING EXPERIENCE

10th NFL Season (1st with Broncos)


Denver Broncos	
Defensive Backs	2018
Indianapolis Colts	
Defensive Backs	2016-17
San Diego Chargers	
Assistant Secondary	2013-15
Assistant Linebackers	2009-12
University of Pittsburgh	
Secondary/Graduate Assistant	2008
Arkansas Tech	
Defensive Backs/Recruiting Coord.	2006-07
College of DuPage	
Assistant Coach	2004-05
Arizona State University	
Coaching Intern	2003



Charles Gordon
 Defensive Quality Control



Christopher Kragthorpe
 Offensive Quality Control



Rob Grosso
 Assistant to Head Coach

PLAYER PERSONNEL / FOOTBALL OPERATIONS**MATT RUSSELL****DIRECTOR OF PLAYER PERSONNEL**

Matt Russell begins his seventh season as director of player personnel for the Broncos in 2018 after spending the previous three seasons as the club's director of college scouting. He was named to his current position on Jan. 17, 2012.

As director of player personnel, Russell is responsible for overseeing the day-to-day operations of the pro personnel and college scouting departments.

A former All-American and Butkus Award winner at the University of Colorado, Russell, 45, joined the Broncos after scouting for seven seasons in the NFL with Philadelphia (2006-08) and New England (2001, '03-05).

Since his ascension to director of player personnel in 2012, the Broncos overhauled the majority of their roster, developing depth and competition through free agency and the draft. Denver posted the third-most regular-season wins (64) in the NFL from 2012-17, while capturing four AFC West Division titles, two AFC Championships and a victory in Super Bowl 50.

With Russell leading the club's scouting efforts from 2009-11, the Broncos acquired 25 players through the draft and college free agency that ended Denver's 2011 AFC West Championship season on the active/reserve rosters.

Russell spent the 2008 season as the national scout for the Eagles after scouting the Western region for the club from 2006-07. Philadelphia earned playoff berths during two of Russell's three seasons on its staff, advancing to the NFC Championship Game in 2008.

Hired by the Patriots as a pro scout in December 2000, Russell served in that capacity for the club during its Super Bowl XXXVI-winning season in 2001 and worked as an area scout for the team from 2003-05. New England won consecutive Super Bowls (XXXVIII in 2003 and XXXIX in '04) with Russell on staff during that time, and its 45-11 (.804) overall record from 2003-05 was the best mark in the NFL.

A four-year starter at Colorado from 1993-96, Russell finished his collegiate career ranked first in school history in unassisted tackles (282) and second in total tackles (446). He received all-conference honors during each of his final two seasons with the Buffaloes, including a senior campaign in which he was a consensus first-team All-American and received the Butkus Award after posting a career-high 137 tackles. He was selected as a member CU's Athletic Hall of Fame Class of 2012.

Selected by Detroit in the fourth round (130th overall) of the 1997 NFL Draft, Russell earned all-rookie honors before knee injuries forced him to retire in 2000. He spent the 2000 season as a graduate assistant coach for Colorado, helping to instruct the Buffaloes' linebackers, before beginning his scouting career.

Russell lived in Germany, England and various parts of the United States as a child. He attended Belleville East High School in Belleville, Ill., and was born on July 5, 1973, in Tokyo, Japan.

**GARY KUBIAK****SENIOR PERSONNEL ADVISOR**

Gary Kubiak begins his second season as senior personnel advisor for the Denver Broncos in 2018.

This is Kubiak's 24th overall season with the franchise, including nine years as a quarterback (1983-91), 11 years as offensive coordinator (1995-2005) and two years as the Broncos' head coach (2015-16).

During the course of his 23-year NFL coaching career, Kubiak worked with 34 players that made a combined 67 Pro Bowl selections, including Pro Football Hall of Famers John Elway, Shannon Sharpe, Gary Zimmerman and Steve Young.

Appearing in nine conference championship games and seven Super Bowls as a player or coach, Kubiak has been part of four World Championship staffs during his career. Before leading Denver to a win in Super Bowl 50 in his initial season as its head coach in 2015, he served as offensive coordinator for the back-to-back Super Bowl-champion Broncos in 1997-98 and as quarterbacks coach for the 49ers' Super Bowl championship team in 1994.

The Broncos' 24-10 win against the Carolina Panthers in Super Bowl 50 made Kubiak just the

fourth head coach in league annals to win a World Championship in his first year as head coach of a team. After appearing in three Super Bowls for Denver in the late 1980s, Kubiak also became the first individual to win a Super Bowl as head coach of a team he played for.

In his 10 seasons as a head coach—eight with Houston (2006-13) and two with Denver (2015-16)—Kubiak compiled a 82-75 (.522) regular-season record and a 5-2 (.714) postseason mark. His 319 combined wins as an NFL player (81), assistant coach (151) and head coach (87) ranked second among active head coaches when he retired from coaching following the 2016 season.

Selected by the Broncos in the eighth round (197th overall) of the 1983 NFL Draft from Texas A&M, Kubiak appeared in 119 regular-season games during his nine-year playing career in Denver. He finished his Broncos career completing 173-of-298 passes (58.1%) for 1,920 yards with 14 touchdowns and 16 interceptions.

Kubiak led the Broncos to a 3-2 record in five career starts filling in for quarterback John Elway and was part of Denver's five division titles, four conference championship appearances and three Super Bowl berths from 1983-91.

Born in Houston on Aug. 15, 1961, Kubiak and his wife, Rhonda, have three sons: Klint, Klay and Klein.



A.J. DURSO

DIRECTOR OF PRO PERSONNEL

A.J. Durso enters his sixth year with the Broncos and his second season as director of pro personnel in 2018. He joined the team as pro scouting coordinator in 2013 before working as assistant director of pro personnel from 2015-16.

Durso's responsibilities managing the pro personnel department for the Broncos include scouting current NFL players and overseeing the advance scouting for the club's upcoming opponents.

His experience with the Broncos includes the evaluation of free agents and trades in addition to advance scouting and overseeing assignments of other professional football leagues. He also coordinates player workouts and visits while executing cross-check evaluations for the NFL Draft assigned by Director of Player Personnel Matt Russell.

Before coming to Denver, Durso spent three seasons in Cleveland as pro scout and five years in football operations with Seattle. After beginning his NFL career as an operations intern with the Seahawks in 2005, Durso served as football operations coordinator/assistant to Executive Vice President & Head Coach Mike Holmgren for three seasons (2006-08) and as an offensive assistant in 2009.

A graduate of SUNY Institute of Technology, where he was a member of the baseball team, Durso is married to Toby.



BRIAN STARK

DIRECTOR OF COLLEGE SCOUTING

Brian Stark enters his seventh season with the Broncos and his second year as director of college scouting for the team in 2018. He worked as a national scout for the club in 2016 following four years evaluating the Western region (2015) and the West Coast (2012-14).

Stark, 44, joined the Broncos after serving three seasons as the offensive coordinator/quarterbacks coach for Yale University (2009-11) and nine seasons in various coaching capacities at San Diego State (2000-08). During those 12 seasons, he personally recruited or coached 12 NFL Draft choices.

Stark spent nine years at San Diego State, serving as tight ends coach (2008), director of football operations/recruiting coordinator (2006-07) and passing game coordinator/quarterbacks coach (2002-05). In his four seasons as quarterbacks coach for San Diego State, the Aztecs' signal-callers averaged nearly 3,100 yards and 18 passing touchdowns a year while setting 18 SDSU or MWC records.

Before joining San Diego State's staff, Stark spent the 2001 season as offensive program coordinator for the University of Washington, where he also assisted with the Huskies' recruiting efforts.

He began his professional career at his alma mater, the University of Colorado, where he was a student assistant/recruiting coordinator from 1994-98.

Stark, a Fort Morgan, Colo., native, and his wife, Sarah, have two sons, Jackson and Alex.



MIKE SULLIVAN

DIRECTOR OF FOOTBALL ADMINISTRATION

Mike Sullivan enters his seventh year with the Denver Broncos in 2018 as the organization's director of football administration. After spending more than 25 years negotiating contracts as a player agent, he was hired by the Broncos on Feb. 15, 2012.

Sullivan's responsibilities include directing the club's negotiating and structuring of all player contracts as well as managing the Broncos' salary cap and football budget.

He joined the Broncos after serving the previous 11 years as managing director of the football division for Octagon Worldwide. In that capacity, he helped grow Octagon into one of the top sports representation and marketing firms in the nation.

While leading Octagon's football division, he became regarded as one of the top contract negotiators in the business. An NFLPA Certified Contract Advisor, attorney and Certified Public Accountant, Sullivan is credited with the creation of a variety of player contract terms, including the guaranteed salary/option bonus structure.

Sullivan started his agent career in the 1980s and later partnered with Jeff Sperbeck to form Sullivan & Sperbeck, which was acquired by Octagon in 2000.

An All-American prep quarterback from Walnut Creek, Calif., Sullivan earned a scholarship to the University of Oregon before transferring to Villanova University as a junior. He received a bachelor's degree in accounting from Villanova and went on to earn his law degree from the school. He was born in Morristown, N.J.



MARK THEWES

DIRECTOR OF TEAM ADMINISTRATION

Mark Thewes enters his seventh year as the Broncos' director of team administration and 16th season in the NFL in 2018. Originally hired by Denver on Jan. 12, 2009, as Assistant to the Head Coach, Thewes worked for the Cleveland Browns from 1999-2004 and spent four years with GMR Marketing in Charlotte, N.C., before he joined the Broncos.

Thewes serves as the liaison to the NFL office to ensure the club's compliance with the collective bargaining agreement, roster management and reporting, scheduling, officiating and discipline. He also works closely with Director of Football Administration Mike Sullivan in player contract analysis and overall football department budgeting and monitoring.

A native of Canton, Ohio, Thewes worked as an intern in the operations and marketing departments at the Pro Football Hall of Fame before joining the Browns as an intern for their re-entry into the NFL in 1999. He was hired full time by the Browns in 2000 and handled marketing/sponsorships for the club through 2004.

At GMR Marketing, Thewes was an account director in its sports marketing division. In that capacity, he worked with NFL, NCAA and NASCAR accounts.

A four-year starter on the baseball team at Miami (Ohio) University, Thewes received a bachelor's degree from the school before earning a master's degree in sports administration from Ohio University. He is a graduate of Canton McKinley Senior High School in Canton, Ohio.

Mark and his wife, Megan, have one son (Wade) and one daughter (Gwen).



RAY JACKSON

DIRECTOR OF PLAYER DEVELOPMENT

Ray Jackson enters his fourth year as director of player development for the Denver Broncos and his 16th season overall working in the NFL in 2018. He was hired by the club on March 9, 2015.

Jackson, who has been part of three Super Bowl-winning teams, spearheads the Broncos' off-the-field training and education for players through various club and league-supported initiatives. He also facilitates several other support programs aimed at maximizing players' potential and ability to achieve their goals on and off the field.

Before arriving in Denver, Jackson spent 10 seasons (2005-14) as the director of player devel-

opment for the Pittsburgh Steelers, where he implemented the organization's Career Transition Program and coordinated the Club Life Skills Seminar.

A cornerback for six NFL seasons with Buffalo (1996-98) and Cleveland (1999-2001), Jackson began his post-playing career as the player development coordinator for the Browns from 2002-04.

Before being selected by the Bills in the fifth round (156th overall) of the 1996 NFL Draft, Jackson played at Colorado State University, where he graduated as the program's all-time leader in career interceptions (20). As a senior in 1995, he was named First-Team All-Western Athletic Conference and was selected to the prestigious AFCA Good Works Team. He was inducted into the CSU Hall of Fame in 2011.

A graduate of Denver's Montbello High School, Jackson was born in East Chicago, Ind. Ray and his wife, Natalie, have five children—Pashay, Evan, Amaya, Alissa and Raymond Jr.—as well as two grandchildren, Mikey and Aubree.



MITCH TANNEY

DIRECTOR OF FOOTBALL ANALYTICS

Mitch Tanney enters his fourth year as director of football analytics for the Denver Broncos in 2018 after being hired by the club on March 6, 2015.

Tanney and the Football Analytics Department are responsible for providing football operations (personnel, coaching, athletic training, strength & conditioning, etc.) with objective research and analyses that influence football decisions.

Before working in a similar capacity with the Chicago Bears from 2013-14, Tanney served as manager of football products and sports analytics for STATS LLC, a leading sports technology, data and content company. Working primarily with NFL and college football programs, he managed the company's ICE platform, a system that aligns a team's analytical data and player records to scouting video.

A former quarterback at Monmouth College, Tanney was named the 2005 Midwest Conference Offensive Player of the Year as a senior in addition to finishing as runner-up for Division III National Player of the Year.

Tanney worked as an assistant coach at Monmouth from 2006-07 while continuing his playing career in various professional football leagues (AFL, AF2, IFL, Swedish SuperSeries) from 2006-09.

Tanney graduated from Monmouth Summa Cum Laude in 2006 with a Bachelor of Arts in Mathematics and Spanish. He received his MBA with distinction from the University of Iowa in 2011.



EUGENE ARMSTRONG

SOUTHEAST AREA SCOUT


Eugene Armstrong enters his 12th season as a college scout with the Denver Broncos in 2018 and evaluates the Southeast area for the franchise.

Armstrong joined the Broncos after spending seven years (2000-06) working in the Houston Texans' personnel department, including his final three seasons with the club as a college scout evaluating the Southwest and Midwest regions.

Armstrong was hired by the Texans in 2000 as a scouting intern and was promoted to a college scouting assistant in 2002 for the franchise's inaugural season. In that capacity, he maintained the club's college database and reviewed prospect tapes while scouting the states of Texas, Louisiana and Oklahoma.

Armstrong earned a bachelor's degree in business administration from the University of Tulsa, where he played safety for the Golden Hurricanes.

Born on Jan. 15, 1977, Armstrong played football and baseball at Elsik High School in Houston, where he currently resides. Armstrong is married (Korya) and has a daughter, Shelbi, and a son, Emory.



DAVE BRATTEN

COLLEGE SCOUTING COORD. / AREA SCOUT

Dave Bratten is in his 20th season with the Denver Broncos' organization in 2018 and his 18th year in the college scouting department. He works as the Broncos' college scouting coordinator and also evaluates the Northeast area for the club.

Bratten, 44, initially joined the Broncos in 1997 as a media relations intern. A graduate of Arvada West High School in Arvada, Colo., Bratten earned a master's degree in sports management from Georgia Southern University in 1998 and a bachelor's degree in English from Monmouth (Ill.) College in 1996.

Bratten, and his wife Kim, along with their daughter Sidney, reside in Lakewood, Colo.



BRYAN CHESIN

MIDWEST AREA SCOUT

Bryan Chesin enters his fifth year with the Broncos and his second season evaluating the Midwest area for the club in 2018. Originally hired by the club as a video/operations assistant in 2014, he worked as a player personnel assistant from 2015-16.

During the last three seasons, Chesin's duties included evaluating college and pro prospects and scouting the Mountain Region. He also assisted with the operations and administrative efforts of the personnel department.

Prior to joining the Broncos, Chesin was a Producer Intern for NFL Films in Mount Laurel, N.J. He spent four seasons on the coaching staff at his alma mater Chaparral High School in Scottsdale, Ariz., winning three consecutive state championships (2009-11) and helping more than 20 players earn Division I scholarships.

A graduate of the University of Arizona, where he was a video assistant for the football team, Chesin was born on March 19, 1986.



SCOTT DiSTEFANO

SENIOR COLLEGE CONSULTANT

Scott DiStefano is in his 38th year with the Denver Broncos' personnel department in 2018 and serves as the club's senior college consultant.

He began his career with the Broncos under former General Manager John Beake, scouting the Rocky Mountain and Southwest regions before shifting his focus to the Midwest in 1990. In addition to his scouting duties with the Broncos during the 1980s, DiStefano also assisted with the breakdown of film cutups for Assistant Head Coach Joe Collier.

DiStefano, 61, played quarterback at Snow Junior College in Ephraim, Utah, under Head Coach Dave Arslanian before transferring to Colorado State University to play for Head Coach Sark Arslanian. The father (Sark) and son (Dave) Arslanian combo was instrumental in preparing him for a football career with the Broncos.

Although DiStefano had opportunities to play for the Hamilton Tiger-Cats and Edmonton Eskimos of the Canadian Football League, he opted to begin his coaching career as a graduate assistant at Colorado State in 1981. He served in that capacity for the season before coming to the Broncos in 1982.

A native of Alliance, Ohio, DiStefano was an all-conference quarterback in 1975 at Alliance High School, the same school that produced Pro Football Hall of Fame quarterback Len Dawson. Among the honors bestowed upon him was the 1974 Massillon (Ohio) JayCee's conference sportsmanship award, a prestigious honor from such a football-rich region of Ohio.



JORDON DIZON

PRO SCOUT

Jordan Dizon enters his fourth year with the Broncos as a Pro Scout in 2018. He was hired by the club on July 27, 2015.

Dizon evaluates pro prospects for the Broncos in addition to assisting with the production and presentation of advance scouting reports to coaching staffs.

A former linebacker, Dizon played 28 career games for the Detroit Lions after being selected by the club in the second round (45th overall) of the 2008 NFL Draft. He spent the 2010 season on injured reserve before retiring from professional football in 2011.

Dizon played collegiately at the University of Colorado, where he finished his career ranked fourth in school history with 440 tackles. He was named a consensus All-American following his senior season in 2007 to become the first CU linebacker to earn that distinction since Broncos Director of Player Personnel Matt Russell in 1996.

A native of Kauai, Hawai'i, Dizon was an all-state running back on the island's Waimea High School. Dizon and his wife, Chelsea, have two daughters, Mehana (5) and Mahea (3). He was born on Jan. 16, 1986.



KLEIN KUBIAK

SOUTHWEST AREA SCOUT

Klein Kubiak enters his fifth year with the Broncos and his third season as a Southwest area scout for the club in 2018.

Hired by the Broncos as a personnel intern in 2014, Kubiak served as a player personnel assistant in 2015, evaluating pro prospects, creating opponent scouting advance reports and scouting collegiately in the Colorado and Wyoming regions.

Before joining the Broncos' personnel department, Kubiak played collegiately at Rice University (2010-13), where he lettered four years as a wide receiver. Kubiak served as a salary cap intern with the Houston Texans in the summer of 2012 and as a finance intern with the McNair Group in Houston in the summer of 2013.

Kubiak began his prep career at Regis Jesuit High School in Denver before moving on to earn all-district honors in football and baseball at Strake Jesuit High School in Houston. The son of Senior Personnel Advisor Gary Kubiak and younger brother of Offensive Assistant/Quarterbacks Clint Kubiak, Klein was born on July 1, 1991, in Houston.



DARREN MOUGEY

WESTERN REGIONAL SCOUT

Darren Mougey enters his seventh season with the Broncos in 2018 and his second year as a regional scout. He currently evaluates the Western region for the club.

Mougey scouted the Western area in 2016 and the Southwest area for Denver in 2015 while also taking on additional duties assisting with the Broncos' pro personnel efforts. Originally hired by the Broncos as a personnel intern in 2012, Mougey worked as a personnel/scouting assistant in 2013 before expanding his role to serve as a scout for both the college and pro personnel departments in 2014.

Before coming to Denver, Mougey competed in training camps as a wide receiver with the Atlanta Falcons (2009) and Arizona Cardinals (2010). A four-year letterman and a team captain at San Diego State University, he played wideout during his final two collegiate seasons after converting from quarterback.

A highly-touted quarterback prospect from Chaparral High School in Scottsdale, Ariz., Mougey graduated from San Diego State with a bachelor's degree in business. He was born on April 7, 1985.



NICK SCHIRALLI

EASTERN REGIONAL SCOUT

Nick Schiralli enters his 11th year with the Broncos' personnel department in 2018 and his second season as Eastern regional scout. He spent his previous nine years with the club evaluating the Atlantic area.

Schiralli joined the Broncos after spending two years (2006-07) as an offensive graduate assistant at the University of Florida, where he also was a four-year letterman as a wide receiver from 1996-99. He served in a variety of capacities with the Gators and was a part of their staff in 2006 that helped the team to a BCS national championship victory.

The 42-year-old spent four years working with the football program at the University of North Carolina from 2002-05. He was an offensive graduate assistant coach with the Tar Heels in 2005 after working as director of player personnel and special teams assistant from 2002-04.

Schiralli began his professional career in 2000 as the wide receiver coach at Cardinal Newman High School in West Palm Beach, Fla., before coaching wide receivers and special teams at Gainesville High School in Gainesville, Fla., in 2001.

As a wide receiver at Florida, Schiralli played 36 career games and was a two-time Southeastern Conference Academic Honor Roll student-athlete. He was a member of the Gators' 1996 national championship squad as well as two SEC Championship teams and was named to the SEC's Good Works Team recognizing his efforts in the community.

Schiralli holds master's degrees in sports management and human performance/sports psychology from Florida. He also owns bachelor's degrees from Florida in telecommunications and public relations.

Nick and his wife, Jenny, have a son, Cale (11), and three daughters, Sawyer Mae (9), Scout Isabelle (7) and Fynley Belle (4).



PATRICK WALSH

PRO SCOUT

Patrick Walsh enters his first year as a pro scout for the Denver Broncos in 2018 and his third season overall with the club. Hired by the team as a personnel intern on July 25, 2016, he worked as a player personnel assistant in 2017.

Walsh's current duties include evaluating college and pro prospects as well as assisting with the operations and administrative efforts of the personnel department.

Before joining the Broncos in 2016, Walsh coached for six years at the collegiate level. He most recently served as the offensive line coach, run game coordinator and recruiting coordinator at Humboldt State University from 2013-15.

Walsh also coached at the University of Texas-El Paso (graduate assistant/asst. offensive line, 2012), Pacific University (tight ends, 2011) and Foothill College (defensive line/special teams, 2010).

A former collegiate center/guard at Sacramento State (2008-09) and Foothill College (2006-07), Walsh attended Pioneer High School in San Jose, Calif.



SCOTT FLASKA

LEAD FOOTBALL ANALYST

Scott Flaska enters his third season with the Denver Broncos in 2018 and is the club's lead football analyst. He was hired on Aug. 29, 2016.

In his current role, Flaska assists Director of Analytics Mitch Tanney with analyzing league-wide trends, developing data visualizations and creating statistical models that support decision-making within football operations.

Before joining the Broncos, Flaska worked as a professional development program engineer for Northrop Grumman in Boulder, Colo.

Flaska attended the University of Colorado, where he graduated with a bachelor's degree in mechanical engineering in 2014.



ROB PATON

SCOUTING ASSISTANT

Rob Paton enters his first year as a scouting assistant for the Denver Broncos in 2018 after working for the team as a personnel intern during the 2017 season.

Paton's current duties include evaluating college and pro prospects as well as assisting with the operations and administrative efforts of the personnel department.

Paton previously served as a scouting analyst for the UCLA football team from 2015-16, playing a key role in the school's recruiting efforts. A graduate of the University of San Diego in 2014, he began his collegiate career at UCLA, where he competed as a safety for the Bruins.

During the 2014-15 season, Paton worked as a defensive backs coach for his former high school, Loyola (Los Angeles). He was born on Aug. 15, 1990.



DEON RANDALL

SCOUTING ASSISTANT

Deon Randall enters his first year as a scouting assistant for the Denver Broncos in 2018 after working for the team as a personnel intern during the 2017 season.

Randall's current duties include evaluating college and pro prospects as well as assisting with the operations and administrative efforts of the personnel department.

Randall played wide receiver for Yale University from 2010-14, where he was a two-time All-Ivy League selection. A 2014 team captain, he graduated as Yale's all-time leading receiver with 219 career catches for 2,320 yards.

A quarterback, wide receiver, defensive back and punt returner at Francis W. Parker High School in San Diego, Randall accounted for 100 total touchdowns over his final two seasons and was named the 2009 Coastal Conference Offensive Player of the Year.

BRONCOS HEAD COACHING TREE

ASSISTANTS WHO BECAME NFL HEAD COACHES AFTER THEIR TIME ON THE BRONCOS' COACHING STAFF

	Coach	Yrs. w/Den. as an asst.	Yrs. as NFL Head Coach	Career Rec. Inc. Postseason
1.	Mac Speedie	1962-64	Den. ('64-66)	6-19-1 (.250)
2.	Ray Malavasi	1964-66	Den. ('66)/LAN ('78-82)	47-44 (.516)
3.	Ed Hughes	1963	Hou. ('71)	4-9-1 (.321)
4.	Jerry Smith	1971	Den. ('71)	2-3 (.400)
5.	Red Miller	1963-65	Den. ('77-80)	42-25 (.627)
6.	Sam Rutigliano	1967-70	Cle. ('78-84)	47-52 (.475)
7.	Rod Dowhower	1980-82	Ind. ('85-86)	5-24 (.172)
8.	Mike Shanahan	'84-87, '89-91	LAA ('88-89)/Den. ('95-08)/Wash. ('10-13)	178-144 (.553)
9.	Dick MacPherson	1967-70	N.E. ('91-92)	8-24 (.250)
10.	Wade Phillips	1989-92	N.O. ('85)/Den. ('93-94)/Buf. ('98-00)	
			Atl. ('03)/Dal. ('07-10)/Hou. ('13)	83-69 (.546)
11.	Chan Gailey	1985-90	Dal. ('98-99)/Buf. ('10-12)	34-48 (.415)
12.	Jim Fassel	1993-94	NYG ('97-03)	60-56-1 (.517)
13.	Mike Nolan	1987-92, '09	S.F. ('05-08)	18-37 (.286)
14.	Gary Kubiak	1995-05	Hou. ('06-13)/Den. (2015-16)	87-77 (.530)
15.	Eric Studesville*	2010-Pres.	Den. ('10)	1-3 (.250)
16.	Dennis Allen	2011	Oak. ('12-14)	8-28 (.222)
17.	Mike McCoy	2009-12, '17	S.D. ('13-16)	28-38 (.424)
18.	Jack Del Rio	2012-14	Jac. (2003-11)/Oak. (2015-17)	94-97 (.492)
19.	Adam Gase	2009-14	Mia. ('16-pres.)	16-17 (.485)
20.	Anthony Lynn	2000-02	LAC ('17-pres.)	9-8 (.529)

*Studesville was Denver's interim head coach for the last four games of the 2010 season.

EXECUTIVE STAFF

**RICH SLIVKA****GENERAL COUNSEL**

Rich Slivka enters his 19th year with the Broncos in 2018 and serves as general counsel for both the club and Stadium Management Company, which operates Broncos Stadium at Mile High.

Slivka is responsible for all legal functions of the Broncos in addition to overseeing the human resources, finance and information technology groups. His role with the team and SMC also includes managing sponsorship contracts, intellectual property claims, stadium legal issues and insurance matters.

He began working with Broncos Owner Pat Bowlen in 1987 and continued his involvement with him and the team until assuming a full-time counsel role with the organization in 2000.

Slivka's career began as an attorney for the U.S. Department of Justice Tax Division in Washington D.C., where he spent five years (1969-73) before working as a lawyer with the U.S. Attorney's Office for the District of Colorado from 1974-76. He practiced private law in Denver beginning in 1976 with specialties involving corporate/business law, commercial litigation and arbitration, white collar criminal law, complex civil law and tax litigation. The legal Peer Review Rating has given him the highest possible rating in both legal ability and ethical standards.

He has been a certified public accountant and is currently a member of the Sports Lawyers Association. Slivka obtained his J.D. from George Washington University in 1969 and a bachelor's degree in business/accounting from Arizona State University in 1966.

Slivka currently sits on the board for Denver Broncos Charities, which has overseen the distribution of more than \$30 million to charitable groups in the Denver area since its inception in 1993.

He is an avid outdoorsman, having summited all 54 of Colorado's 14,000-foot peaks. Born in Bridgeport, Conn., Slivka and his wife, Terri, have two children.

**MAC FREEMAN****CHIEF COMMERCIAL OFFICER**

Mac Freeman is in his 18th season with the Broncos in 2018 and operates as the club's chief commercial officer.

In his current role, Freeman is responsible for all commercial affairs of the team as well as Broncos Stadium at Mile High, overseeing the business development, corporate sales, traditional and digital media, marketing, and ticketing departments.

With more than 25 years of experience in the sports and entertainment business, including involvement with every major professional sports league (NFL, MLB, NBA, NHL, MLS, MLL), Freeman holds expertise in the areas of strategic planning, marketing and sales, event booking and production, fiscal planning and budgeting, and facility management.

After working as the general manager for the final three seasons at Mile High Stadium (1998-2000), Freeman joined the Broncos in 2001 as vice president of stadium operations, where he oversaw all operations of Broncos Stadium at Mile High and Stadium Management Company. He was promoted to senior vice president of business development for the Broncos in 2010.

Prior to his time in Denver, he was the assistant general manager at Pittsburgh's Three Rivers Stadium and Mellon Arena. He also served as director of marketing at Mellon Arena, home of the Pittsburgh Penguins and the University of Pittsburgh basketball teams.

Freeman was the director of marketing at the Los Angeles Memorial Coliseum and Sports Arena, where he worked with the Los Angeles Raiders, Los Angeles Clippers and the University of Southern California football and basketball programs.

After graduating from Hampden-Sydney College in Virginia, he began his career in the late 1980s working at the Richmond Coliseum and Mosque Theater.

Freeman currently serves on several local boards, including Denver Broncos Charities, National Sports Center for the Disabled and CityLax, an inner-city youth lacrosse program in Denver.

In addition to his role with the Broncos, Freeman oversees of Edge Sports & Entertainment, a wholly-owned subsidiary of the club which manages the operations of Major League Lacrosse's Denver Outlaws. Freeman serves as President of the Outlaws, who won the 2014 and 2016 MLL Championships and have made the postseason in 11 of their 12 years in existence.

Born in New York City, Freeman and his wife, Molly, have three children: Lily, James and Jack.



PATRICK SMYTH

EXEC. V.P. OF PUBLIC & COMMUNITY RELATIONS

Patrick Smyth enters his ninth season leading the Denver Broncos' media relations efforts and his second year as the club's Executive Vice President of Public and Community Relations.

In his 15th season with the Broncos, Smyth serves as the franchise's spokesman and primary media contact. He works closely with the President and CEO, General Manager, Head Coach, players and executives on public relations matters while overseeing the team's community relations and

digital media content.

A Broncos Charities board member, Smyth has led a public relations staff that became the first to receive the prestigious Pete Rozelle Award from the Pro Football Writers of America multiple times in Super Bowl seasons. The award, which recognizes professionalism with the media, was given to the Broncos following their Super Bowl 50 victory (2015) and Super Bowl XLVIII appearance ('13).

After graduating from the University of Florida, Smyth joined the Broncos in 2004 as a media relations assistant. He became one of the youngest public relations directors in NFL history at age 27 in 2010.

Selected by the NFL to work three consecutive AFC Championship Games (2008-10), Smyth spent Super Bowl XXXVII week with the Tampa Bay Buccaneers as an intern ('02-03). His experience includes working with the Gators (2001-04), Philadelphia Flyers ('02), Philadelphia Eagles ('02), Tampa Bay Storm ('02-03) and Santa Fe (Fla.) College ('03).

A recipient of Florida's "Outstanding Young Alumnus" award in 2011, Smyth graduated from the school in 2004 with highest honors and a bachelor's degree in public relations. He was recognized by the *Denver Business Journal* in 2012 as a "40 under 40" winner for his business and community contributions.

Smyth is a Wilmington, Del., native and is married to Leslie.



NANCY SVOBODA

EXECUTIVE V.P. OF HUMAN RESOURCES

Nancy Svoboda is entering her sixth season with the Denver Broncos in 2018 and her second year as the team's executive vice president of human resources.

Svoboda leads all human resources efforts for the Broncos and Stadium Management Company, elevating the club's staffing through talent management and development.

During her tenure with the Broncos, Svoboda has instituted several innovative systems and procedures within the organization, including management programs, compensation reviews, and technology solutions. She leads a team that works diligently to ensure compliance on legal issues while respecting the demands of the NFL business and football culture of the Broncos.

Svoboda has pushed the values of integrity, respect, innovation, and teamwork to help guide employees' behavior and decision-making. Her team works to foster a positive, development culture in which employees can realize and maximize their potential.

Before joining the Broncos in 2013, Svoboda served as senior vice president of human resources for The Integer Group, a company she was associated with for nearly 20 years.

Svoboda received certification as a senior professional in human resources (SPHR) from the Human Resources Certification Institute as well as a senior certified professional (SHRM-SCP) from the Society for Human Resource Management. She also is a certified True Colors® Personal Success Facilitator and a TalentSmart® Emotional Intelligence Certified Trainer.

A contributing author of *The Praeger Handbook of Human Resource Management*, Svoboda received a bachelor's degree in business administration from Illinois State University and a master's degree in education, human resources and organizational development from Colorado State University. In February 2018, she was inducted into the Illinois State College of Business Hall of Fame.

Originally from Illinois, Svoboda has resided in Colorado since 1986. She is married and has two sons, one who has served and the other who is currently serving in the U.S. Army.



JUSTIN WEBSTER

CHIEF FINANCIAL OFFICER

Justin Webster enters his sixth season as chief financial officer for the Denver Broncos in 2018 and ninth year overall with the franchise. He was originally hired by the club as vice president of finance on May 16, 2010.

Webster, who has 24 years of experience in accounting, auditing and financial management, leads all finance and accounting functions for the Broncos and other related team entities.

Responsible for the organization's strategic financial planning, reporting and cash flow management, Webster is instrumental in continuously strengthening the financial operations of the Broncos. During his tenure with the Broncos, he has led a number of debt restructurings that have significantly improved the club's cash flow and improved its financial agility.

Webster is a member of the NFL's Club Technology Advisory Board, which provides oversight and guidance to NFL and team IT departments to drive best practices, align technology and business objectives, and promote technology initiatives at the club and league levels. He also serves as treasurer for Denver Broncos Charities, which has overseen the distribution of more than \$30 million to charitable groups in the Denver area since its inception in 1993.

Before joining the Broncos, Webster worked in the homebuilding and development industries for more than 10 years, holding various positions with a large national homebuilder prior to joining a local developer in Denver. He started his career at Ernst & Young LLP in Detroit, where he obtained his CPA and worked in the Assurance and Advisory area, overseeing the audits of a number of public and private companies.

Webster attended Alma College, where he played soccer for four years and graduated with a degree in business administration/accounting in 1994. Born in Rochester, Mich., Webster is married to Anne and the couple has three children: Drew, Isabella and Cameron.

VICE PRESIDENTS



Keith Bishop
Vice President
of Security



Chip Conway
Senior Vice President
of Operations



Brady Kellogg
Senior Vice President
of Corporate Partnerships



Dennis Moore
Senior Vice President
of Sales & Marketing



Darren O'Donnell
Vice President of
Business Development



Russ Trainor
Sr. Vice President of
Information Technology

ADMINISTRATIVE STAFF



Veronica Ibarra
Executive Assistant
to Bowlen Family



Lisa Williams
Exec. Asst. to Pres. & CEO
and General Counsel



Kathy Hatch
Exec. Asst. to Pres.
of Football Ops./GM



Pam Papsdorf
Executive Assistant
to Player Personnel



Kelsey Zimmerman
Executive Asst. to Chief
Commercial Officer



Sara Hoag
Receptionist

MEDICAL STAFF



Steve Antonopoulos
Director of
Sports Medicine



Vince Garcia
Head Athletic Trainer



Dustin Little
Dir. of Rehabilitation/
Asst. Athletic Trainer



Michael Sundeen
Assistant Athletic Trainer



Zach Lewis
Assistant Athletic Trainer

EQUIPMENT



Chris Valenti
Equipment Manager



Mike Harrington
Asst. Equipment Manager



Jason Schell
Asst. Equipment Manager



Kenny Chavez
Asst. Equipment Manager

VIDEO OPERATIONS



Steve Boxer
Director,
Football Video Operations



Chris Kirchner
Manager,
Football Video Operations



Kirt Horiuchi
Coordinator,
Football Video Operations



Tony Lazzaro
Director of Football
Information Systems



Karl Schreiner
Senior Applications
Developer

FOOTBALL INFO SYSTEMS

MEDIA RELATIONS



Erich Schubert
Director of
Media Relations



Seth Medvin
Strategic Communications
Manager



Allie Pisching
Exec. Director of
Community Development



Billy Thompson
Director of
Community Outreach



Bobby Mestas
Director of Youth &
High School Football



Liz Mannis
Senior Manager of
Community Development

COMMUNITY DEVELOPMENT

DIGITAL MEDIA



Ben Hunt
Director of
Digital Media



Matt Boyer
Coordinating
Producer/Reporter



Caroline Deisley
Social Media
Engagement Coordinator



Aric DiLalla
Associate Editor,
DenverBroncos.com



Andrew Mason
Senior Digital Reporter



Phil Milani
Coordinating
Producer/Reporter



Geoff Sakaguchi
Digital Engagement
Manager



Ben Swanson
Managing Editor,
DenverBroncos.com



Tioni Taylor
Web Developer/Designer



Ryan Young
Social Media
Content Coordinator

TEAM MEDIA



Russ Jenisch
Sr. Director of Event
Presentation & Production



Nick Young
Manager of ThunderVision
Productions



Austin Brink
Manager of Broadcast
Productions



Nicholas Schultz
Motion Graphics Designer/
Video Editor



Aaron Gunning
Video Editor/
Production Assistant



Liz Coates
Game Entertainment
Manager

FINANCE



Michael Kalousek
Director of Accounting



Fred Krebs
Manager of Cash/Treasury



Nanette Thompson
Assistant Controller



Jenifer Brunetti
Payroll Administrator



Peggy Jackson
Revenue Accountant



Gina Johnson
Accounts Payable
Supervisor



Sharon Erwin
Accounts Payable Clerk



Will Knorr
Financial Analyst

INFORMATION TECHNOLOGY



Chris Newman
Director of Information
Technology



Gil Bencomo
Senior Information
Technology Engineer



Jason Moore
Senior Information
Technology Engineer



Mike Corey
Senior Information
Technology Analyst



Nick Burris
Senior IT Engineer



Tahoe Dennis
IT Security Engineer



Denise Hernandez
Associate IT Engineer



Rick Seifert
Chief Communications
Engineer

HUMAN RESOURCES



Aracely Gomez
Human Resources Director



Reann Rice
Human Resources Coordinator



Paiao Thornton
Human Resources Coordinator



Jim White
Security Manager

SECURITY

MARKETING



Ted Santiago
Director of Marketing



Marisol Villagomez
Senior Marketing Manager



Steve Atwater
Fan Development Manager



Cassidee Owens
Creative Services Manager



Brad Post
Mascot Coordinator



Scott Lantis
Marketing Manager



Jenna Petersen
Graphic Designer



Stephanie Warner
Graphic Designer

CORPORATE PARTNERSHIPS



Dan Hawley
Senior Director of Corporate Partnerships



Sandy Young
Senior Director of Partnership Marketing



Jon Carlson
Director of Business Development



Derek Thomas
Director of Corporate Partnerships



Rebecca Durham
Senior Manager of Corporate Partnerships



Amanda Hebert
Senior Manager of Partnership Activation



Kellie Sciacca
Senior Manager of Partnership Activation



Kim Torrez-Hruska
Manager of Partnership Activation



Jessica Geymayr
Partnership Activation Coordinator



Adam Janik
Partnership Activation Coordinator



Brooke Manning
Partnership Activation Coordinator

CHEERLEADERS



Shawna Peters
Director of Cheerleaders



Shelly Trujillo
Assistant Director,
Cheerleaders



Lauren Giangregorio
Program Manager,
Cheerleaders

OPERATIONS



Fred Fleming
Director of
Special Services




Adam Newman
Director of
Team Logistics



John Karpan
Facility Manager



Greg Johnson
Maintenance
Coordinator



Josh Bruning
Senior Operations
Manager



Zach Burns
Facility and Events
Coordinator

TURF OPERATIONS



Brooks Dodson
Director of Sports
Turf & Grounds



Cole Dudley
Sports Turf
Coordinator




Sam Pendleton
Grounds Coordinator



Andrew Mahnke
Sports Turf Assistant

NUTRITION & DINING




Bryan Snyder
Director of Team Nutrition



Justin Domsch
Executive Chef



Jake Schmitt
Sous Chef



Wendy Jaramillo
Lead Cook



Alfredo Gonzalez
Pantry Chef



Nick Ratliff
Culinary Team



Danny Sackett
Culinary Team



Robert Archuletta
Culinary Team

TICKET OPERATIONS / PREMIUM SEATING



Clark Wray
Sr. Director of Ticket
Strategy & Analytics



Katie Delay
Senior Director of
Ticket Operations



Glenn Hives
Director of
Customer Service



Patti Barban
ADA Manager



Ellington Joffrion
Ticket Operations and
Data Manager



Ivy Johnson
Ticket Operations
Assistant Manager



Miranda Brunelli
Customer Service
Representative



Stacey Driftmeyer
Customer Service
Representative



Kylee Jackson
Customer Service
Representative



Alexandria Farmer Waters
Customer Service
Representative



Chris Faulkner
Senior Manager of
Premium Seating



Brooke Carnie
Manager of Suite
Services



Dave Stutman
Senior Premium
Seating Executive



Geoff Sanders
Senior Premium
Seating Executive



Ben Racine
Premium
Sales Executive



Melissa Hill
Premium Service
Executive

STADIUM MANAGEMENT COMPANY



Jay Roberts
General Manager



Scott Blik
Assistant General
Manager



Chuck Olney
Director of Business
Development



Jon Applegate
Director of Event
Operations & Booking



Austin Zilis
Parking and Events
Manager



Anna Marie Marcus
Senior Special
Events Manager

STADIUM MANAGEMENT COMPANY



Ashley Johnson
Special Events Asst. Mgr.



Casey Bishop
Special Events Coord.



Kathleen Risser
Events Administrator



Fran Williams
SMC Receptionist



Judi Fernquist
SMC Receptionist



Pat Tetrick
Director of Guest Relations



Ethan Honaman
Guest Relations Manager



Sharyl Morrison
Guest Relations Administrator



Jared Devine
Director of Security



Cindy Gordon
Security Manager



Fallon Howard
24-Hour Security Supervisor



Mo Mills
24-Hour Security Supervisor




Scott Padgett
24-Hour Security Supervisor



John Capezzuto
24-Hour Security Assistant Supervisor



Weston Lind
24-Hour Security Assistant Supervisor



Mark Brown
24-Hour Security Assistant Supervisor



Jackie Anderson
24-Hour Security Officer



Jason Cardona
24-Hour Security Officer



Terrence Whitaker
24-Hour Security Officer



Kynda Keiffer
24-Hour Security Officer



Michael Coleman
24-Hour Security Officer



Ashton Davis
24-Hour Security Officer



April Franklin
24-Hour Security Officer



Dominique Ireland
24-Hour Security Officer



Charles Deichman
24-Hour Security Officer




Melissa Rodriguez
Loading Dock Supervisor



Zach Myhra
Director of Facilities



Timothy Talbot
HVAC Technician



Max Tafoya
HVAC Technician



Matt Shine
Sr. Operations Manager

STADIUM MANAGEMENT COMPANY



Madeline Pedro
Facilities Administrator



Keelyn Arnold
Assistant Production Artist



Howard Brown
Facility Operations Manager



Andrew Feagans
Conversion Crew Member



Michael Prokop
Conversion Crew Member



David Randolph
Conversion Crew Member



Cole Tavenner
Conversion Crew Member



Tyler Eldred
Facility Operations Coordinator



Terrance "Jamie" Perkins
Engineering Manager



Curt Norton
Lead Plumber



Mike Hernandez
Plumber



Chris Hoag
Lead Electrician



Page Valencia
Electrician II



Anthony Guzman
Electrician



Jeremiah Roybal
Lead HVAC Technician



Brett Seibel
Project Manager



Craig Honas
General Maintenance Lead



James Heinrichs
General Maintenance



Steven Morris
Logistics Coordinator



Kevin O'Connor
Facilities Technician



Patrick Bowlen III
Facilities Coordinator



Megan Rollins
Lead Production Artist



Amy Thomas
Project and Procurement
Coordinator



Chris Hathaway
Turf Manager



Dillon Pike
Assistant Turf Manager



Abe Picaso
Turf Technician



Pat Jordan
Director of Technical
& Broadcast Operations



Jeremy Wecker
Manager of A/V Technology
& Engineering




Aaron Fabis
A/V Technician



Malcolm Perry
Parking and Events
Coordinator





ZAIRE ANDERSON

50

INSIDE LINEBACKER

5-11 • 220 • 3RD YR. • NEBRASKA

BORN: Aug. 18, 1992, in Philadelphia

HIGH SCHOOL: Frankford High School, Philadelphia

ACQUIRED: College Free Agent, 2015

NFL YEAR: 3rd • **YEAR WITH BRONCOS:** 3rd

NFL GAMES PLAYED/STARTED: 32/3



ANDERSON AT A GLANCE:

- A third-year inside linebacker from the University of Nebraska who appeared in 32 games (3 starts) from 2016-17 after spending his entire rookie season competing on Denver's practice squad.
- Totaled 27 tackles (19 solo), one fumble recovery, one fumble returned for a touchdown (38 yds.) and 10 special-teams tackles in his career.
- Recorded 20 tackles (15 solo) and three special-teams stops in addition to returning one fumble for a touchdown (38 yds.) in 2017.
- Started 18-of-28 games in three seasons at Nebraska, registering 159 tackles (77 solo), five sacks (38 yds.), six passes defended, three forced fumbles and two fumble recoveries.
- Entered the NFL with Denver as a college free agent on May 2, 2015.

CAREER TRANSACTIONS: Signed by Denver as a college free agent 5/2/15; Waived by Denver 9/5/15; Signed by Denver (practice squad) 9/7/15; Signed by Denver to a future contract 2/10/16.



2017: Anderson recorded 20 tackles (15 solo) and three special-teams stops in addition to returning one fumble for a touchdown (38 yds.)... Started and made three tackles (1 solo) at K.C. (10/30)... Matched his career-high with five tackles (4 solo) at Phi. (11/5)... Tallied four tackles (3 solo) and returned a fumble 38 yards for a touchdown vs. K.C. (12/31).

2016: Anderson played all 16 games (1 start), totaling seven tackles (4 solo) on defense to go along with seven tackles and one forced fumble on special teams... Made his NFL debut vs. Car. (9/8)... Forced a fumble on punt coverage and added one special-teams stop at Cin. (9/25)... Recorded a personal-best five tackles (3 solo) at Ten. (12/11)... Made his first career start vs. Oak. (1/1).

2015: Anderson, who entered the NFL with Denver as a college free agent on May 2, spent his entire rookie season competing on Denver's practice squad after seeing action in all four preseason games.

COLLEGE: Anderson started 18-of-28 games in three seasons at the University of Nebraska after beginning his career at Riverside (Calif.) City College... Registered 159 tackles (77 solo), five sacks (38 yds.), six passes defended three forced fumbles and two fumble recoveries... Led the Cornhuskers with 103 tackles (48 solo) in addition to recording two sacks (16 yds.), five passes defended, three forced fumbles and two fumble recoveries as a senior, earning honorable-mention All-Big Ten Conference honors... Played 12 games (5 starts) as a junior, totaling 52 tackles (28 solo), three sacks (22 yds.) and one pass defended... Recorded 95 tackles, 6.5 sacks and two passes defended in 2011 at Riverside CC... Named a JC Gridwire All-American and the National Division East Conference Defensive Player of the Year in 2010 after finishing the year with 92 tackles, 17 tackles for a loss and nine sacks.

PERSONAL: Anderson played prep ball at Frankford High School in Philadelphia, where he was named a first-team All-Philadelphia Public selection his senior season... Earned his degree in child, youth and family sciences in 2014 and played his senior season as a graduate student at Nebraska... Zaire Anderson was born on Aug. 18, 1992, in Philadelphia.

ANDERSON'S REGULAR SEASON RECORD

Year	Club	G	S	UT	A	TT	S-Yds.	I-Yds.	PD	FF	FR	TD-Int.	TD-FR	S	Pts.
2015	Denver														
2016	Denver	16	1	4	3	7	0-0	0-0	0	0	0	0	0	0	0
2017	Denver	16	2	15	5	20	0-0	0-0	0	0	1	0	1	0	6
CAREER TOTALS		32	3	19	8	27	0-0	0-0	0	0	1	0	1	0	6

ADDITIONAL STATISTICS: Special-teams tackles — 2016 (7), 2017 (3), TOTAL (10). Special-teams FF — 2016 (1), TOTAL (1).

ZAIRE ANDERSON'S CAREER GAME-BY-GAME

(Victories asterisked)

2016 DENVER (9-7)			TACKLES							
Date	Opponent	P/S	UT	A	TT	S-Yds.	I-Yds.	PD	FF	FR
Sep 8	vs. Carolina*	P	0	0	0	0-0	0-0	0	0	0
Sep 18	vs. Indianapolis*	P	0	0	0	0-0	0-0	0	0	0
Sep 25	at Cincinnati*	P	0	0	0	0-0	0-0	0	0	0
Oct 2	at Tampa Bay*	P	0	0	0	0-0	0-0	0	0	0
Oct 9	vs. Atlanta	P	1	0	1	0-0	0-0	0	0	0
Oct 13	at San Diego	P	0	0	0	0-0	0-0	0	0	0
Oct 24	vs. Houston*	P	0	0	0	0-0	0-0	0	0	0
Oct 30	vs. San Diego*	P	0	0	0	0-0	0-0	0	0	0
Nov 6	at Oakland	P	0	0	0	0-0	0-0	0	0	0
Nov 13	at New Orleans*	P	0	0	0	0-0	0-0	0	0	0
Nov 27	vs. Kansas City	P	0	0	0	0-0	0-0	0	0	0
Dec 4	at Jacksonville*	P	0	0	0	0-0	0-0	0	0	0
Dec 11	at Tennessee	P	3	2	5	0-0	0-0	0	0	0
Dec 18	vs. New England	P	0	1	1	0-0	0-0	0	0	0
Dec 25	at Kansas City	P	0	0	0	0-0	0-0	0	0	0
Jan 1	vs. Oakland*	S	0	0	0	0-0	0-0	0	0	0
Season Totals		16/1	4	3	7	0-0	0-0	0	0	0

2017 DENVER (5-11)			TACKLES							
Date	Opponent	P/S	UT	A	TT	S-Yds.	I-Yds.	PD	FF	FR
Sep 11	vs. L.A. Chargers*	P	0	0	0	0-0	0-0	0	0	0
Sep 17	vs. Dallas*	P	0	0	0	0-0	0-0	0	0	0
Sep 24	at Buffalo	P	0	0	0	0-0	0-0	0	0	0
Oct 1	vs. Oakland*	P	0	0	0	0-0	0-0	0	0	0
Oct 15	vs. N.Y. Giants	P	0	0	0	0-0	0-0	0	0	0
Oct 22	at L.A. Chargers	P	4	0	4	0-0	0-0	0	0	0
Oct 30	at Kansas City	S	1	2	3	0-0	0-0	0	0	0
Nov 5	at Philadelphia	S	4	1	5	0-0	0-0	0	0	0
Nov 12	vs. New England	P	0	0	0	0-0	0-0	0	0	0
Nov 19	vs. Cincinnati	P	0	0	0	0-0	0-0	0	0	0
Nov 26	at Oakland	P	0	1	1	0-0	0-0	0	0	0
Dec 3	at Miami	P	0	0	0	0-0	0-0	0	0	0
Dec 10	vs. N.Y. Jets*	P	3	0	3	0-0	0-0	0	0	0
Dec 14	at Indianapolis*	P	0	0	0	0-0	0-0	0	0	0
Dec 24	at Washington	P	0	0	0	0-0	0-0	0	0	0
Dec 31	vs. Kansas City	P	3	1	4	0-0	0-0	0	0	1
Season Totals		16/2	15	5	20	0-0	0-0	0	0	1



SHAQUIL BARRETT

48

OUTSIDE LINEBACKER

6-1 • 250 • 5TH YR. • COLORADO STATE

BORN: Nov. 17, 1992, in Baltimore

HIGH SCHOOL: Boys Town (Neb.) High School

ACQUIRED: College Free Agent, 2014

NFL YEAR: 5th • YEAR WITH BRONCOS: 5th

NFL GAMES PLAYED/STARTED: 48/15 • POSTSEASON GP/GS: 3/0



BARRETT AT A GLANCE:

- A fifth-year outside linebacker who played 48 games (15 starts) and three postseason contests with Denver (2014-17), posting for 108 tackles (78 solo), 11.0 sacks (72.5 yds.), seven forced fumbles and 15 special-teams stops during his first four NFL seasons.
- Saw action in all 16 games (9 starts) for the third consecutive season in 2017, finishing his fourth NFL campaign with 36 tackles (30 solo), four sacks (19 yds.), two forced fumbles, one fumble recovery and one blocked punt.
- Played all 16 games in 2016 and recorded 31 tackles (20 solo), 1.5 sacks (14.5 yds.), one forced fumble and five special-teams stops.
- Appeared in 16 games (6 starts) and all three postseason contests in 2015, tallying a career-best 41 tackles (28 solo), 5.5 sacks (39 yds.), four forced fumbles and two fumble recoveries.
- Competed on the Broncos' practice squad for the majority of his rookie season in 2014 in addition to spending two weeks on the active roster.
- Played 38 career games (35 starts) for Colorado State University and totaled 246 tackles (116

- solo), 18 sacks (119 yds.), 32.5 tackles for loss (149 yds.) and three interceptions (101 yds.).
- Finished his career at CSU with seven forced fumbles, four fumble recoveries and three blocked kicks.
 - Named Mountain West Conference Defensive Player of the Year as a senior for the Rams in 2013 after ranking fifth in the nation with 12 sacks (77 yds.) and 20.5 tackles for a loss (98 yds.).
 - Entered the NFL with Denver as a college free agent on May 16, 2014.

CAREER TRANSACTIONS: Signed by Denver as a college free agent 5/16/14; Waived by Denver 8/30/14; Signed by Denver (practice squad) 9/1/14; Signed by Denver (active roster) 10/15/14; Waived by Denver 10/20/14; Signed by Denver (practice squad) 10/22/14; Signed by Denver (active roster) on 1/10/15.



2017: Barrett appeared in 16 games (9 starts), totaling 36 tackles (30 solo), four sacks (19 yds.), two forced fumbles, one fumble recovery and one blocked punt... Sacked Philip Rivers for seven yards vs. LAC (9/11)... Tied for the team-lead with seven tackles (4 solo) vs. Dal. (9/17)... Recorded four tackles (3 solo) and sacked Eli Manning for 2 yards vs. NYG (10/15)... Strip-sacked Alex Smith (5 yds.) and made two solo stops at K.C. (10/30)... Blocked one punt and made one solo tackle vs. Cin. (11/19)... Strip-sacked Derek Carr (5 yds.) and recovered the fumble in addition to posting two solo stops at Oak. (11/26).

2016: Barrett played all 16 games and totaled 31 tackles (20 solo), 1.5 sacks (14.5 yds.), one forced fumble and two passes defended in addition to five special-teams stops... Registered six tackles (3 solo), 0.5 sacks (4.5 yds.) and one pass defended at T.B. (10/2)... Blocked an extra point attempt vs. S.D. (10/30)... Contributed four tackles (3 solo) and two special-teams stops at Oak. (11/6)... Sacked Drew Brees for -10 yards at N.O. (11/13)... Recorded two tackles (1 solo), one forced fumble and two special-teams stops at K.C. (12/25).

2015: Barrett saw action in all 16 games (6 starts) and three postseason contests, posting 41 tackles (28 solo), 5.5 sacks (39 yds.), four passes defended, four forced fumbles, two fumble recoveries and nine special-teams tackles... Talled two tackles and one special-teams stop in Denver's three postseason contests... Made one tackle and one special-teams stop in his NFL debut vs. Bal. (9/13)... Strip-sacked Lions QB Matthew Stafford in the fourth quarter on *Sunday Night Football*... Recorded four tackles (2 solo), one sack (7 yds.), one forced fumble on special teams and three solo special-teams stops at Oak. (10/11)... Started his first career game at Cle. (10/18), finishing with nine tackles (6 solo), 1.5 sacks (10 yds.), three tackles for loss, one pass defended, one forced fumble and one fumble recovery... Notched four tackles (3 solo) and recovered a special-teams fumble that led to a fourth-quarter touchdown vs. N.E. (11/29)... Posted three solo stops, one sack (3 yds.) and one pass defended at S.D. (12/6)... Sacked Raiders QB Derek Carr for 12 yards and posted three solo tackles and one special-teams stop vs. Oak. (12/13)... Talled two solo tackles and forced one fumble vs. S.D. (1/3)... Assisted on one tackle each in Denver's AFC Divisional Playoff Game vs. Pit. (1/17) and in Denver's AFC Championship Game vs. N.E. (1/24)... Posted one special-teams stop in Denver's Super Bowl 50 victory vs. Car. (2/7).

2014: Barrett, who entered the NFL with the Broncos as a college free agent, spent 16 weeks of the regular season competing on the club's practice squad... Was on the 53-man roster for the club's Week 7 game vs. S.F. (10/19) but was not activated... Active but did not play in Denver's AFC Divisional Playoff Game vs. Ind. (1/11).

COLLEGE: Barrett played three seasons (2011-13) for Colorado State University after transferring from the University of Nebraska-Omaha, which dropped its football program... Started 35-of-38 games for CSU and totaled 246 tackles (116 solo), 18 sacks (119 yds.), 32.5 tackles for a loss (149 yds.), three interceptions (101 yds.), six passes defended, seven forced fumbles, four fumble recoveries and three blocked kicks... Named Mountain West Conference Defensive Player of the Year as a senior in 2013 after ranking fifth in the nation with 12 sacks (77 yds.) and 20.5 tackles for a loss (98 yds.).

PERSONAL: Attended Boys Town (Neb.) High School, where he was an all-state defensive lineman... Named Athlete of the Year at Boys Town... Shaquil Akeem Barrett was born on Nov. 17, 1992, in Baltimore.

BARRETT'S REGULAR SEASON RECORD

Year	Club	G	S	UT	A	TT	S-Yds.	I-Yds.	PD	FF	FR	TD-Int.	TD-FR	S	Pts.
2014	Denver	0	0	0	0	0	0-0	0-0	0	0	0	0	0	0	0
2015	Denver	16	6	28	13	41	5.5-39	0-0	4	3	1	0	0	0	0
2016	Denver	16	0	20	11	31	1.5-14.5	0-0	2	1	0	0	0	0	0
2017	Denver	16	9	30	6	36	4-19	0-0	0	2	1	0	0	0	0
CAREER TOTALS		48	15	78	30	108	11-72.5	0-0	6	6	2	0	0	0	0

ADDITIONAL STATISTICS: Special-teams tackles — 2015 (9), 2016 (5), 2017 (1), TOTAL (15). Special-teams FF — 2015 (1), TOTAL (1). Special-teams FR — 2015 (1), TOTAL (1). Blocked extra point — 2016 (1), TOTAL (1). Blocked punt — 2017 (1), TOTAL (1).

BARRETT'S POSTSEASON RECORD

Year	Club	G	S	UT	A	TT	S-Yds.	I-Yds.	PD	FF	FR	TD-Int.	TD-FR	S	Pts.
2014	Denver	0	0	0	0	0	0-0	0-0	0	0	0	0	0	0	0
2015	Denver	3	0	0	2	2	0-0	0-0	0	0	0	0	0	0	0
CAREER TOTALS		3	0	0	2	2	0-0	0-0	0	0	0	0	0	0	0

ADDITIONAL STATISTICS: Special-teams tackles — 2015 (1), TOTAL (1).

BARRETT'S SINGLE GAME HIGHS

(Postseason in parentheses)

Tackles — 9 at Cleveland, 10/18/15 (1, twice, last vs. New England, 1/24/16). **Sacks** — 1.5 at Cleveland, 10/18/15 (none). **Forced fumbles** — 1, six times, last at Oakland, 11/26/17 (none). **Recovered fumbles** — 1, three times, last at Oakland, 11/26/17 (none). **Special-teams tackles** — 3 at Oakland, 10/1/15 (1 vs. Carolina, 2/7/16).

SHAQUIL BARRETT'S CAREER GAME-BY-GAME

(Victories asterisked)

2014 DENVER (12-4)										
TACKLES										
Date	Opponent	P/S	UT	A	TT	S-Yds.	I-Yds.	PD	FF	FR
Oct 19	vs. San Francisco*									
SIGNED BY DENVER (ACTIVE ROSTER) ON OCT. 15										
INACTIVE										
WAIVED BY DENVER ON OCT. 20 / SIGNED BY DENVER (PRACTICE SQUAD) ON OCT. 22										
SIGNED BY DENVER (ACTIVE ROSTER) ON JAN. 5										
Season Totals										
Jan 11	vs. Indianapolis†	0/0	0	0	0	0-0	0-0	0	0	0
DID NOT PLAY										
Postseason Totals										
†AFC Divisional Playoff Game										
0/0 0 0 0 0-0 0-0 0 0 0										
2015 DENVER (12-4)										
TACKLES										
Date	Opponent	P/S	UT	A	TT	S-Yds.	I-Yds.	PD	FF	FR
Sept 13	vs. Baltimore*	P	0	1	1	0-0	0-0	0	0	0
Sept 17	at Kansas City*	P	1	0	1	0-0	0-0	0	0	0
Sept 27	at Detroit*	P	1	0	1	1-7	0-0	0	1	0
Oct 4	vs. Minnesota*	P	1	0	1	0-0	0-0	0	0	0
Oct 11	at Oakland*	P	2	2	4	1-7	0-0	0	0	0
Oct 18	at Cleveland*	S	6	3	9	1.5-10	0-0	1	1	1
Nov 1	vs. Green Bay*	P	1	1	2	0-0	0-0	0	0	0
Nov 8	at Indianapolis*	P	2	3	5	0-0	0-0	0	0	0
Nov 15	vs. Kansas City	S	0	1	1	0-0	0-0	1	0	0
Nov 22	at Chicago*	S	2	1	3	0-0	0-0	1	0	0
Nov 29	vs. New England*	S	3	0	3	0-0	0-0	0	0	0
Dec 6	at San Diego*	S	3	0	3	1-3	0-0	1	0	0
Dec 13	vs. Oakland	P	3	0	3	1-12	0-0	0	0	0
Dec 20	at Pittsburgh	P	0	1	1	0-0	0-0	0	0	0
Dec 28	vs. Cincinnati*	P	1	0	1	0-0	0-0	0	0	0
Jan 3	vs. San Diego*	P	2	0	2	0-0	0-0	0	1	0
Season Totals										
Jan 17	vs. Pittsburgh*†	P	0	1	1	0-0	0-0	0	3	1
Jan 24	vs. New England*#	P	0	1	1	0-0	0-0	0	0	0
Feb 7	vs. Carolina*\$	P	0	0	0	0-0	0-0	0	0	0
Postseason Totals										
3/0 0 2 2 0-0 0-0 0 0 0										
†AFC Divisional Playoff Game; #AFC Championship Game; \$Super Bowl 50										
2016 DENVER (9-7)										
TACKLES										
Date	Opponent	P/S	UT	A	TT	S-Yds.	I-Yds.	PD	FF	FR
Sept 8	vs. Carolina*	P	1	0	1	0-0	0-0	1	0	0
Sept 18	vs. Indianapolis*	P	1	0	1	0-0	0-0	0	0	0
Sept 25	at Cincinnati*	P	1	0	1	0-0	0-0	0	0	0
Oct 2	at Tampa Bay*	P	3	3	6	0.5-4.5	0-0	1	0	0
Oct 9	vs. Atlanta	P	2	1	3	0-0	0-0	0	0	0
Oct 13	at San Diego*	P	1	0	1	0-0	0-0	0	0	0
Oct 24	vs. Houston*	P	0	1	1	0-0	0-0	0	0	0
Oct 30	vs. San Diego*	P	0	1	1	0-0	0-0	0	0	0
Nov 6	at Oakland	P	3	1	4	0-0	0-0	0	0	0
Nov 13	at New Orleans*	P	1	0	1	1-10	0-0	0	0	0
Nov 27	vs. Kansas City	P	0	0	0	0-0	0-0	0	0	0
Dec 4	at Jacksonville*	P	3	0	3	0-0	0-0	0	0	0
Dec 11	at Tennessee	P	0	1	1	0-0	0-0	0	0	0
Dec 18	vs. New England	P	1	2	3	0-0	0-0	0	0	0
Dec 25	at Kansas City	P	1	1	2	0-0	0-0	0	1	0
Jan 1	vs. Oakland*	P	2	0	2	0-0	0-0	0	0	0
Season Totals										
16/0 20 11 31 1.5-14.5 0-0 2 1 0										
2017 DENVER (5-11)										
TACKLES										
Date	Opponent	P/S	UT	A	TT	S-Yds.	I-Yds.	PD	FF	FR
Sept 11	vs. L.A. Chargers*	S	1	0	1	1-7	0-0	0	0	0
Sept 17	vs. Dallas*	S	4	3	7	0-0	0-0	0	0	0
Sept 24	at Buffalo	S	2	0	2	0-0	0-0	0	0	0
Oct 1	vs. Oakland*	S	2	0	2	0-0	0-0	0	0	0
Oct 15	vs. N.Y. Giants	S	3	1	4	1-2	0-0	0	0	0
Oct 22	at L.A. Chargers	S	1	0	1	0-0	0-0	0	0	0
Oct 30	at Kansas City	P	2	0	2	1-5	0-0	0	1	0
Nov 5	at Philadelphia	P	2	0	2	0-0	0-0	0	0	0
Nov 12	vs. New England	P	2	1	3	0-0	0-0	0	0	0
Nov 19	vs. Cincinnati	P	1	0	1	0-0	0-0	0	0	0
Nov 26	at Oakland	S	2	0	2	1-5	0-0	0	1	1
Dec 3	at Miami	P	1	0	1	0-0	0-0	0	0	0
Dec 10	vs. N.Y. Jets*	P	0	0	0	0-0	0-0	0	0	0
Dec 14	at Indianapolis*	P	0	0	0	0-0	0-0	0	0	0
Dec 24	at Washington	S	4	1	5	0-0	0-0	0	0	0
Dec 31	vs. Kansas City	S	3	0	3	0-0	0-0	0	0	0
Season Totals										
16/9 30 6 36 4-19 0-0 0 2 1										



KENNY BELL

13

WIDE RECEIVER

6-1 • 188 • 3RD YR. • NEBRASKA

BORN: Feb. 25, 1992, in Boulder, Colo.

HIGH SCHOOL: Fairview High School, Boulder, Colo.

ACQUIRED: Free Agent, 2018

NFL YEAR: 3rd • YEAR WITH BRONCOS: 1st

NFL GAMES PLAYED/STARTED: 0/0



BELL AT A GLANCE:

- A third-year wide receiver who competed on practice squads with Tampa Bay (2016) and Baltimore (2016-17) after spending his rookie season in 2015 with the Buccaneers on injured reserve.
- Started 49-of-53 games played at the University of Nebraska, finishing his career ranked first in school history in receptions (181) and receiving yards (2,689) as well as third in receiving touchdowns (21).
- Selected by Tampa Bay in the fifth round (162nd overall) of the 2015 NFL Draft.
- Joined the Broncos as a free agent on Jan. 17, 2018.

CAREER TRANSACTIONS: Signed by Tampa Bay as a draft choice 5/12/15; Waived by Tampa Bay 9/8/16; Signed by Baltimore (practice squad) 10/5/17; Waived by Baltimore 8/20/17; Signed by Baltimore (practice squad) 10/24/17; Signed by Denver 1/17/18.



2017: Bell competed on Baltimore's practice squad after spending his training camp with the club.

2016: Bell spent the season on Baltimore's practice squad following training camp with Tampa Bay.

2015: Selected by Tampa Bay in the fifth round (162nd overall) of the 2015 NFL Draft, Bell spent his initial NFL season on injured reserve.

COLLEGE: Bell Started 49-of-53 games played at the University of Nebraska, finishing his career ranked first in school history in receptions (181) and receiving yards (2,689) as well as third in receiving touchdowns (21)... Made the most starts on offense (49) in school history... Posted 51 kickoff returns for 1,277 yards (25.0 avg.) with one touchdown during his career... Earned first-team All-Big Ten Conference honors as a senior in 2014 after recording 47 receptions for 788 yards (16.8 avg.) with six touchdowns... Totaled 577 receiving yards and four scores on 52 receptions (11.1 avg.) as a junior.


PERSONAL: Bell prepped at Fairview High School in Boulder, Colo.... Missed most of his senior season with injuries and recorded 18 catches for 328 yards (18.2 avg.) with three touchdowns... Earned first-team All-Colorado and first-team Class 5A All-State honors from *The Denver Post* as a junior... Also competed in track and basketball, helping lead his team to the state title game on the hardwood as a senior... His father, Ken Bell, played for the Broncos from 1986-89, totaling more than 2,000 career yards in kickoff returns... Kenny Bell was born on Feb. 25, 1992, in Boulder, Colo.

BELL'S REGULAR SEASON RECORD

Year	Club	RECEIVING					SCORING				
		G	S	No.	Yds.	Avg.	LG	TD	TDp	TDrt	2pt Pts.
2015	Tampa Bay	0	0	0	0	—	—	0	0	0	0
CAREER TOTALS		0	0	0	0	—	—	0	0	0	0

DID YOU KNOW?

Tight end Shannon Sharpe, who was selected to the Pro Football Hall of Fame in 2011, played 12 seasons for the Broncos from 1990-99 and 2002-03, totaling more career receptions (815), receiving yards (10,060), receiving touchdowns (62), Super Bowl wins (3) and Pro Bowl selections (8) than any of the other seven tight ends enshrined in the Hall of Fame.



GARETT BOLLES

72

TACKLE


6-5 • 300 • 2ND YR. • UTAH
BORN: May 27, 1992, in Walnut Creek, Calif.

HIGH SCHOOL: Westlake (Utah) High School

ACQUIRED: Draft #1 (20th overall), 2017

NFL YEAR: 2nd • **YEAR WITH BRONCOS:** 2nd

NFL GAMES PLAYED/STARTED: 16/16

BOLLES AT A GLANCE:

- A second-year left tackle who started all 16 games played with Denver during his initial NFL season in 2017 and earned PFWA All-Rookie honors.
- Became the fifth rookie to start every game at left tackle in Broncos history since starting lineups were tracked beginning in 1968.
- Started all 13 games played at left tackle in his only season at the University of Utah in 2016 after beginning his collegiate career at Snow College.
- Named First-Team All-Pacific-12 Conference after playing 891 snaps for the Utes during his junior season in 2016.
- Served on an LDS Church Mission in Colorado Springs, Colo., for two years before attending Snow College.
- Selected by the Broncos in the first round (20th overall) of the 2017 NFL Draft.

CAREER TRANSACTIONS: Signed by Denver as a draft choice 5/11/17.



2017: Bolles opened all 16 games at left tackle to represent just the fifth time in team history a rookie left tackle started every game since starting lineups were tracked beginning in 1968... Earned all-rookie honors from the PFWA... Was the sixth rookie to open the season at left tackle for the Broncos in Week 1 (vs. LAC).

COLLEGE: Bolles was named to the All-Pacific-12 Conference First-Team in his only season with the University of Utah after opening all 13 games played (891 total snaps) at left tackle... Signed with Utah as the No. 1 overall junior college prospect... Contributed to the Utes averaging close to 30 points per game... Helped Utah's rushing offense rank third in the Pac-12 with 214.0 rushing yards per game... Played on an offensive line that allowed just 2.1 sacks per game... Earned NJCAA first-team All-America honors following his sophomore season at Snow College, starting all 11 games played... Named the 2015 Western State Football League Offensive Player of the Year in addition to picking up All-WSFL first-team honors... Helped Snow College finish No. 2 in the NJCAA rankings after winning the WSFL championship and Salt City Bowl.

PERSONAL: Bolles played on the offensive and defensive lines at Westlake (Utah) High School... Also competed in lacrosse... Served an LDS Church Mission in Colorado Springs, Colo., before playing collegiate football... Lists Greg and Emily Freeman as guardians after moving in with the Freeman family during high school... Last name is pronounced bowls... Garrett Bolles was born on May 27, 1992, in Walnut Creek, Calif.

BOLLES' REGULAR SEASON RECORD


Year	Club	G	S
2017	Denver	16	16
CAREER TOTALS		16	16

ADDITIONAL STATISTICS: Miscellaneous tackles — 2017 (3), TOTAL (3).

BOLLES AN IMMEDIATE STARTER AS A ROOKIE

BRONCOS LEFT TACKLES TO START EVERY GAME AS A ROOKIE (SINCE 1968)

Year	Player
1974	Claude Minor
1979	Dave Studdard
1992	Russell Freeman
2008	Ryan Clady
2017	Garrett Bolles

**DEVONTAE BOOKER****23****RUNNING BACK****5-11 • 219 • 3RD YR. • UTAH****BORN:** May 27, 1992, in Sacramento, Calif.**HIGH SCHOOL:** Grant Union High School, Sacramento, Calif.**ACQUIRED:** Draft #4 (136th overall), 2016**NFL YEAR:** 3rd • **YEAR WITH BRONCOS:** 3rd**NFL GAMES PLAYED/STARTED:** 29/6**BOOKER AT A GLANCE:**

- A third-year running back who appeared in 29 games (6 starts) during his first two seasons and rushed 253 times for 911 yards (3.6 avg.) with five touchdowns in addition to catching 61 passes for 540 yards (8.9 avg.) with one score.
- Gained 574 yards from scrimmage (299 rushing / 275 receiving) and returned 14 kickoffs for 276 yards (19.7 avg.) during his second NFL campaign in 2017.
- Became the 13th rookie in Broncos history (first since 2009) to lead the team in rushing, totaling 612 yards on 174 carries (3.5 avg.) with four touchdowns in his initial NFL season.
- Started 19-of-23 games played at the University of Utah after beginning his collegiate career at American River College.
- Rushed for 2,773 yards on 560 carries (5.0 avg.) with 21 touchdowns and caught 80 passes for 624 yards (7.8 avg.) with two touchdowns in two seasons at Utah.
- Attended Grant Union High School in Sacramento, Calif., where he rushed for 2,884 yards and 45 touchdowns as a senior and was named to the *Sacramento Bee's* all-metro teams in 2008 and '09.
- Selected by the Broncos in the fourth round (136th overall) of the 2016 NFL Draft.

CAREER TRANSACTIONS: Signed by Denver as a draft choice 5/13/16.

2017: Booker appeared in 13 games, rushing 79 times for 299 yards (3.8 avg.) with one touchdown and catching 30 passes for 275 yards (9.2 avg.)... Added 14 kickoff returns for 276 yards (19.7 avg.)... Caught four passes for 78 yards (19.5 avg.) vs. NYG (10/15)... Rushed six times for 40 yards (6.7 avg.) with one touchdown and caught three passes for 14 yards at K.C. (10/30)... Rushed eight times for 24 yards (3.0 avg.), caught one pass for five yards and returned five kickoffs for 107 yards (21.4 avg.) vs. N.E. (11/12)... Carried 14 times for 44 yards (3.1 avg.) and caught five passes for 54 yards (10.8 avg.) vs. Cin (11/19)... Rushed eight times for 47 yards (5.9 avg.) and caught five passes for 24 yards (4.8 avg.) at Was. (12/24).

2016: Selected by the Broncos in the fourth round (136th overall) of the 2016 NFL Draft, Booker led the team in rushing with 174 carries for 612 yards (3.5 avg.) with four touchdowns... Added 31 catches for 265 yards (8.5 avg.) with one touchdown... Became the 13th rookie in team history and first since 2009 (Knowshon Moreno) to lead the team in rushing... Carried three times for eight yards (2.7 avg.) in his NFL debut vs. Car. (9/8)... Scored his first career touchdown (1 yd.) and finished with 17 carries for 83 yards (4.9 avg.) vs. Hou. (10/24)... Rushed 24 times for 76 yards (3.2 avg.) at N.O. (11/13)... Rushed 24 times for 79 yards (3.3 avg.) and caught one pass for 22 yards vs. K.C. (11/27)... Carried 18 times for 35 yards (1.9 avg.) at Jac. (12/4)... Recorded his first two-touchdown game vs. Oak. (1/1), finishing with 14 carries for 57 yards (4.1 avg.) with one score and two catches for 52 yards (26.0 avg.) with one touchdown... Became just the seventh Broncos rookie—and the first in 15 years (Clinton Portis, 12/15/12)—to record a touchdown on the ground and through the air in the same game.

COLLEGE: Booker started 19-of-23 games played at the University of Utah after beginning his collegiate career at American River College... Opened the first 10 games of 2015 before suffering a season-ending knee injury, finishing with 1,261 yards on 268 carries (4.7 avg.) with 11 touchdowns in addition to catching 37 passes for 318 yards (8.6 avg.)... Led the nation with 305 touches from scrimmage (30.5 per game) and carries per game (26.8) at the time of his knee injury... Named a Maxwell Award semifinalist (national player of the year) and Doak Walker Award semifinalist (nation's top running back) in addition to earning All-Pac-12 second-team honors... Started 9-of-13 contests his junior season, finishing with 292 carries for 1,512 yards (5.2 avg.) with 10 touchdowns in addition to 43 catches for 306 yards (7.1 avg.) with two touchdowns... Posted the second-most yards (1,512) and third-most carries (292) in school history, earning a first-team All-Pac-12 selection... Did not play football during the 2013 season.

PERSONAL: Booker attended Grant Union High School in Sacramento, Calif., where he rushed for 2,884 yards and 45 touchdowns as a senior... Helped Grant High to the 2008 CIF State Open Division state title as a junior, leading the team in rushing yards (1,850) and touchdowns (36)... Named to the *Sacramento Bee's* all-metro teams in 2008 and 2009... Received a bachelor's degree in sociology in December of 2015... Devontae Booker was born on May 27, 1992, in Sacramento, Calif.

BOOKER'S REGULAR SEASON RECORD

Year	Club	G	S	RUSHING				RECEIVING				SCORING			
				No.	Yds.	Avg.	LG	TD	No.	Yds.	Avg.	LG	TD	TDp	2pt
2016	Denver	16	6	174	612	3.5	18	4	31	265	8.5	43t	1	5	4
2017	Denver	13	0	79	299	3.8	26	1	30	275	9.2	29	0	1	1
CAREER TOTALS		29	6	253	911	3.6	26	5	61	540	8.9	43t	1	6	5

ADDITIONAL STATISTICS: Special-teams tackles — 2017 (1), TOTAL (1). Miscellaneous tackles — 2016 (1), TOTAL (1). Miscellaneous FR — 2016 (2), TOTAL (2). Kickoff returns — 2017 (14 for 276 yards, 19.7 avg., 28 LG, 0 TD), TOTAL (14 for 276 yards, 19.7 avg., 28 LG, 0 TD).

BOOKER'S SINGLE-GAME HIGHS

(Postseason in parentheses)

Rushes — 24, twice, last vs. Kansas City, 11/27/16 (none). **Rushing yards** — 83 vs. Houston, 10/24/16 (none). **Longest rush** — 26 at Kansas City, 10/30/17 (none). **Rushing touchdowns** — 1, four times, last vs. Oakland, 1/1/17 (none). **Receptions** — 6 at Kansas City, 12/25/16 (none). **Receiving yards** — 78 vs. New York Giants, 10/15/17 (none). **Longest reception** — 43t vs. Oakland, 1/1/17 (none). **Receiving touchdowns** — 1 vs. Oakland, 1/1/17 (none). **Total touchdowns** — 2 vs. Oakland, 1/1/17 (none). **Kickoff returns** — 5, twice, last vs. New England, 11/12/17 (none). **Kickoff return yards** — 107 vs. New England, 11/12/17 (none).

DEVONTAE BOOKER'S CAREER GAME-BY-GAME

(Victories asterisked)

2016 DENVER (9-7)			RUSHING					RECEIVING					SCORING	
Date	Opponent	P/S	No.	Yds.	Avg.	LG	TD	No.	Yds.	Avg.	LG	TD	2pt.	Pts.
Sep 8	vs. Carolina*	P	3	8	2.7	6	0	0	0	—	—	0	0	0
Sep 18	vs. Indianapolis*	P	9	46	5.1	12	0	1	5	5.0	5	0	0	0
Sep 25	at Cincinnati*	P	4	8	2.0	3	0	1	17	17.0	17	0	0	0
Oct 2	at Tampa Bay*	P	7	30	4.3	11	0	0	0	—	—	0	0	0
Oct 9	vs. Atlanta	P	6	23	3.8	8	0	4	36	9.0	11	0	0	0
Oct 13	at San Diego	P	5	46	9.2	17	0	2	7	3.5	5	0	0	0
Oct 24	vs. Houston*	P	17	83	4.9	12	1	1	4	4.0	4	0	0	6
Oct 30	vs. San Diego*	S	19	54	2.8	18	1	5	30	6.0	12	0	0	6
Nov 6	at Oakland	S	10	22	2.2	5	0	1	8	8.0	8	0	0	0
Nov 13	at New Orleans*	S	24	76	3.2	11	0	2	12	6.0	10	0	0	0
Nov 27	vs. Kansas City	S	24	79	3.3	13	0	1	22	22.0	22	0	0	0
Dec 4	at Jacksonville*	S	18	35	1.9	6	1	1	2	2.0	2	0	0	6
Dec 11	at Tennessee	S	3	1	0.3	1	0	2	10	5.0	6	0	0	0
Dec 18	vs. New England	P	6	17	2.8	5	0	2	16	8.0	14	0	0	0
Dec 25	at Kansas City	P	5	27	5.4	12	0	6	44	7.3	21	0	0	0
Jan 1	vs. Oakland*	P	14	57	4.1	12	1	2	52	26.0	43t	1	0	12
Season Totals		16/6	174	612	3.5	18	4	31	265	8.5	43t	1	0	30

2017 DENVER (5-11)			RUSHING					RECEIVING					SCORING	
Date	Opponent	P/S	No.	Yds.	Avg.	LG	TD	No.	Yds.	Avg.	LG	TD	2pt.	Pts.
Sep 11	vs. L.A. Chargers*													
Sep 17	vs. Dallas*													
Sep 24	at Buffalo													
Oct 1	vs. Oakland*	P	3	14	4.7	5	0	0	0	—	—	0	0	0
Oct 15	vs. N.Y. Giants	P	1	2	2.0	2	0	4	78	19.5	29	0	0	0
Oct 22	at L.A. Chargers	P	2	6	3.0	6	0	3	22	7.3	15	0	0	0
Oct 30	at Kansas City	P	6	40	6.7	26	1	3	14	4.7	11	0	0	6
Nov 5	at Philadelphia	P	6	21	3.5	9	0	2	9	4.5	11	0	0	0
Nov 12	vs. New England	P	8	24	3.0	7	0	1	5	5.0	5	0	0	0
Nov 19	vs. Cincinnati	P	14	44	3.1	8	0	5	54	10.8	21	0	0	0
Nov 26	at Oakland	P	6	11	1.8	4	0	2	22	11.0	19	0	0	0
Dec 3	at Miami	P	2	8	4.0	5	0	1	0	0.0	0	0	0	0
Dec 10	vs. N.Y. Jets*	P	9	22	2.4	6	0	2	12	6.0	7	0	0	0
Dec 14	at Indianapolis*	P	11	39	3.5	12	0	1	10	10.0	10	0	0	0
Dec 24	at Washington	P	8	47	5.9	11	0	5	24	4.8	19	0	0	0
Dec 31	vs. Kansas City	P	3	21	7.0	14	0	1	25	25.0	25	0	0	0
Season Totals		13/0	79	299	3.8	26	1	30	275	9.2	29	0	0	0

DID YOU KNOW?

The Broncos' 34-30 win at Cleveland on Nov. 6, 2008, marked their 400th all-time victory. Denver became the second original American Football League team and the 16th franchise overall to reach the 400-win mark (regular season and postseason).



TRAMINE BROCK

22

CORNERBACK

6-0 • 188 • 9TH YR. • BELHAVEN COLLEGE

BORN: Aug. 20, 1988, in Gulfport, Miss.

HIGH SCHOOL: Long Beach (Miss.) Senior High School

ACQUIRED: Unrestricted Free Agent (Minnesota), 2018

NFL YEAR: 9th • YEAR WITH BRONCOS: 1st

NFL GAMES PLAYED/STARTED: 91/40 • POSTSEASON GP/GS: 10/3



BROCK AT A GLANCE:

- A ninth-year cornerback who appeared in 91 career regular-season games (40 starts) and 10 postseason contests (3 starts) during his first eight NFL seasons with San Francisco (2010-16) and Minnesota (2017).
- Recorded 168 tackles (147 solo), 11 interceptions (165 yds.), 44 passes defended and two forced fumbles in his career.
- Played 13 total games (11 regular season, 2 postseason) during the 2017 season with Minnesota after being acquired in a trade with Seattle on Sept. 2, 2017.
- Opened 40-of-80 games played for the 49ers from 2010-16, including 31 starts for the team from 2015-16.
- Registered three different seasons (2013, '15-16) with more than 10 passes defended while in San Francisco, posting a career-high five interceptions (82 yds.) in 2013.
- Became the first player from Belhaven College (Miss.) to play in the NFL after also spending time at Mississippi Gulf Coast Community College and the University of Minnesota.
- Joined the Broncos as an unrestricted free agent (Minnesota) on March 14, 2018.
- Entered the NFL with San Francisco as a college free agent on April 26, 2010.

CAREER TRANSACTIONS: Signed by San Francisco as a college free agent 4/26/10; Waived by San Francisco 9/14/10; Signed by San Francisco (practice squad) 9/15/10; Signed by San Francisco (active roster) 9/20/10; Waived by San Francisco 10/12/10; Signed by San Francisco (practice squad) 10/14/10; Signed by San Francisco (active roster) 10/27/10; Released by San Francisco 4/7/17; Signed by Seattle 8/16/17; Traded by Seattle to Minnesota 9/2/17; Signed by Denver 3/14/18.



2017: Brock, who was acquired by Minnesota in a trade with Seattle on Sept. 2, appeared in 11 regular-season contests and two playoff games with the Vikings... Recorded six tackles (5 solo) and one pass defended in addition to two special-teams stops.

2016: Brock started all 16 games with San Francisco for the first time in his career, totaling 59 tackles (49 solo), one interception (39 yds.), a career-best 14 passes defended and one forced fumble... Tallied more than five tackles in five different contests... Intercepted Jared Goff and returned it 39 yards at Los Angeles (12/24).

2015: Brock opened all 15 games with the 49ers, posting 53 tackles (45 solo), three interceptions (26 yds.) and 11 passes defended... Notched multiple passes defended in three different games... Intercepted Teddy Bridgewater and returned it 27 yards vs. Min. (9/14)... Posted one interception each at NYG (10/11) and vs. Sea. (10/22).

2014: Brock played three games (2 starts) for the 49ers, missing most of the season with various injuries... Finished the year with seven solo tackles.

2013: Brock played all 16 regular-season games (7 starts) and opened all three postseason contests with San Francisco, registering a career-best five interceptions (82 yds.)... Added 35 tackles (33 solo) and 13 passes defended... Contributed 11 tackles (8 solo) in three postseason games... Recorded his first career multiple interception (2-31) game vs. Hou. (10/6)... Scored on a 41-yard interception return vs. Car. (11/10)... Registered six tackles in the NFC Championship Game at Sea. (1/19).

2012: Brock played all 16 regular-season games for the first time in career in addition to seeing action in all three postseason contests... Contributed 15 special-teams tackles in addition to posting one solo stop, one pass defended and one forced fumble... Tallied two solo stops in three postseason contests.

2011: Brock saw action in 11 regular-season games and two postseason contests with San Francisco, totaling five solo stops and two interceptions... Recorded a pick in consecutive games to open the season vs. Sea. (9/11) and vs. Dal. (9/18).

2010: Brock, who entered the NFL with San Francisco as a college free agent on April 26, appeared in three games with the 49ers in addition to spending time on the team's practice squad... Made his NFL debut vs. Denver (10/31) in London... Contributed three solo tackles and one special-teams stop at Ari. (1/2).

COLLEGE: Brock finished his collegiate career at Belhaven College (Miss.) after playing at the University of Minnesota and Mississippi Gulf Coast Community College... Posted 51 tackles, 2.5 sacks, six interceptions,

10 passes defended and one fumble recovery as a senior at Belhaven... Spent his junior season at Minnesota, totaling 73 tackles, one interception, six passes defended, three forced fumbles and one fumble recovery... Helped Mississippi Gulf Coast to a perfect 12-0 record and a share of the 2007 NJCAA national championship after totaling 59 tackles and 11 interceptions... Earned first team All-America honors from the NJCAA.

PERSONAL: Brock attended Long Beach (Miss.) Senior High, where he totaled 57 tackles and four interceptions as a junior... Tramaine Brock was born on Aug. 20, 1988, in Gulfport, Miss.

BROCK'S REGULAR SEASON RECORD

Year	Club	G	S	UT	A	TT	S-Yds.	I-Yds.	PD	FF	FR	TD-Int.	TD-FR	S	Pts.
2010	San Francisco	3	0	3	0	3	0-0	0-0	0	0	0	0	0	0	0
2011	San Francisco	11	0	4	0	4	0-0	2-18	4	0	0	0	0	0	0
2012	San Francisco	16	0	1	0	1	0-0	0-0	1	1	0	0	0	0	0
2013	San Francisco	16	7	33	2	35	0-0	5-82	13	0	0	1	0	0	6
2014	San Francisco	3	2	7	0	7	0-0	0-0	0	0	0	0	0	0	0
2015	San Francisco	15	15	45	8	53	0-0	3-26	11	0	0	0	0	0	0
2016	San Francisco	16	16	49	10	59	0-0	1-39	14	1	0	0	0	0	0
2017	Minnesota	11	0	5	1	6	0-0	0-0	1	0	0	0	0	0	0
CAREER TOTALS		91	40	147	21	168	0-0	11-165	44	2	0	1	0	0	6

ADDITIONAL STATISTICS: Special-teams tackles — 2010 (1), 2011 (1), 2012 (15), 2013 (2), 2017 (2), TOTAL (21).

BROCK'S POSTSEASON RECORD

Year	Club	G	S	UT	A	TT	S-Yds.	I-Yds.	PD	FF	FR	TD-Int.	TD-FR	S	Pts.
2011	San Francisco	2	0	2	0	2	0-0	0-0	0	0	0	0	0	0	0
2012	San Francisco	3	0	2	0	2	0-0	0-0	0	0	0	0	0	0	0
2013	San Francisco	3	3	8	3	11	0-0	0-0	0	0	0	0	0	0	0
2017	Minnesota	2	0	0	0	0	0-0	0-0	0	0	0	0	0	0	0
CAREER TOTALS		10	3	12	3	15	0-0	0-0	0	0	0	0	0	0	0

ADDITIONAL STATISTICS: Special-teams tackles — 2013 (1), TOTAL (1).

BROCK'S SINGLE GAME HIGHS

(Postseason in parentheses)

Tackles — 8 at NY. Giants, 10/11/15 (6 at Seattle, 1/19/14). **Interceptions** — 2 vs. Houston, 10/6/13 (none). **Interception return yards** — 41 vs. Carolina, 11/10/13 (none). **Passes Defended** — 3 vs. Arizona, 10/6/16 (none).

TRAMAIN BROCK'S CAREER GAME-BY-GAME

(Victories asterisked)

2010 SAN FRANCISCO (6-10) TACKLES											
Date	Opponent	P/S	UT	A	TT	S-Yds.	I-Yds.	PD	FF	FR	
Sept 26	at Kansas City					SIGNED TO ACTIVE ROSTER SEPT. 20					
Oct 3	at Atlanta					INACTIVE					
Oct 10	vs. Philadelphia					INACTIVE					
						INACTIVE					
						WAIVED OCT. 12 / SIGNED TO PRACTICE SQUAD OCT. 14					
						SIGNED TO ACTIVE ROSTER OCT. 27					
Oct 31	vs. Denver* (London)	P	0	0	0	0-0	0-0	0	0	0	
Nov 14	vs. Seattle*					INACTIVE					
Nov 21	vs. Tampa Bay					INACTIVE					
Nov 29	at Arizona*					INACTIVE					
Dec 5	at Green Bay	P	0	0	0	0-0	0-0	0	0	0	
Dec 12	vs. Seattle*					INACTIVE					
Dec 16	at San Diego					INACTIVE					
Dec 26	at St. Louis					INACTIVE					
Jan 2	vs. Arizona*	P	3	0	3	0-0	0-0	0	0	0	
Regular Season Totals		3/0	3	0	3	0-0	0-0	0	0	0	
2011 SAN FRANCISCO (13-3) TACKLES											
Date	Opponent	P/S	UT	A	TT	S-Yds.	I-Yds.	PD	FF	FR	
Sept 11	vs. Seattle*	P	1	0	1	0-0	1-0	1	0	0	
Sept 18	vs. Dallas	P	3	0	3	0-0	1-18	1	0	0	
Sept 25	at Cincinnati*	P	0	0	0	0-0	0-0	0	0	0	
Oct 2	at Philadelphia*	P	0	0	0	0-0	0-0	0	0	0	
Oct 9	vs. Tampa Bay*					INACTIVE					
Oct 16	at Detroit*					INACTIVE					
Oct 30	vs. Cleveland*					INACTIVE					
Nov 6	at Washington*	P	0	0	0	0-0	0-0	0	0	0	
Nov 13	vs. N.Y. Giants*	P	0	0	0	0-0	0-0	0	0	0	
Nov 20	vs. Arizona	P	0	0	0	0-0	0-0	0	0	0	
Nov 24	at Baltimore	P	0	0	0	0-0	0-0	0	0	0	
Dec 4	vs. St. Louis*	P	0	0	0	0-0	0-0	0	0	0	
Dec 11	at Arizona	P	0	0	0	0-0	0-0	0	0	0	
Dec 19	vs. Pittsburgh*	P	0	0	0	0-0	0-0	0	0	0	
Dec 24	at Seattle*	P	0	0	0	0-0	0-0	0	0	0	
Jan 1	at St. Louis*	P	0	0	0	0-0	0-0	2	0	0	
Regular Season Totals		11/0	4	0	4	0-0	2-18	4	0	0	
Jan 14	vs. New Orleans*	P	0	0	0	0-0	0-0	0	0	0	
Jan 22	vs. N.Y. Giants*	P	2	0	2	0-0	0-0	0	0	0	
Postseason Totals		2/0	2	0	2	0-0	0-0	0	0	0	

*NFC Divisional Playoff Game; #NFC Championship Game

2012 SAN FRANCISCO (11-4-1) TACKLES										
Date	Opponent	P/S	UT	A	TT	S-Yds.	I-Yds.	PD	FF	FR
Sept 9	at Green Bay*	P	0	0	0	0-0	0-0	0	0	0
Sept 16	vs. Detroit*	P	0	0	0	0-0	0-0	0	0	0
Sept 23	at Minnesota	P	0	0	0	0-0	0-0	0	0	0
Sept 30	at NY. Jets*	P	0	0	0	0-0	0-0	0	0	0
Oct 7	vs. Buffalo*	P	1	0	1	0-0	0-0	0	0	0
Oct 14	vs. N.Y. Giants	P	0	0	0	0-0	0-0	0	0	0
Oct 18	vs. Seattle*	P	0	0	0	0-0	0-0	0	0	0
Oct 29	at Arizona*	P	0	0	0	0-0	0-0	0	0	0
Nov 11	vs. St. Louis	P	0	0	0	0-0	0-0	0	1	0
Nov 19	vs. Chicago*	P	0	0	0	0-0	0-0	0	0	0
Nov 25	at New Orleans*	P	0	0	0	0-0	0-0	0	0	0
Dec 2	at St. Louis	P	0	0	0	0-0	0-0	0	0	0
Dec 9	vs. Miami*	P	0	0	0	0-0	0-0	0	0	0
Dec 16	at New England*	P	0	0	0	0-0	0-0	0	0	0
Dec 23	at Seattle	P	0	0	0	0-0	0-0	0	0	0
Dec 30	vs. Arizona*	P	0	0	0	0-0	0-0	1	0	0
Regular Season Totals		16/0	1	0	1	0-0	0-0	1	1	0
Jan 12	vs. Green Bay†*	P	2	0	2	0-0	0-0	0	0	0
Jan 22	at Atlanta*‡	P	0	0	0	0-0	0-0	0	0	0
Feb 3	vs. Baltimore\$	P	0	0	0	0-0	0-0	0	0	0
Postseason Totals		3/0	2	0	2	0-0	0-0	0	0	0
†NFC Divisional Playoff Game; ‡NFC Championship Game; \$Super Bowl XLVII										

2013 SAN FRANCISCO (12-4) TACKLES										
Date	Opponent	P/S	UT	A	TT	S-Yds.	I-Yds.	PD	FF	FR
Sept 8	vs. Green Bay*	P	0	0	0	0-0	0-0	0	0	0
Sept 15	at Seattle	P	0	0	0	0-0	0-0	0	0	0
Sept 22	vs. Indianapolis	P	0	0	0	0-0	0-0	0	0	0
Sept 26	at St. Louis*	P	3	0	3	0-0	0-0	2	0	0
Oct 6	vs. Houston*	S	1	1	2	0-0	2-31	2	0	0
Oct 13	vs. Arizona*	P	4	0	4	0-0	0-0	0	0	0
Oct 20	at Tennessee*	P	0	0	0	0-0	1-10	2	0	0
Oct 27	at Jacksonville*	P	5	0	5	0-0	0-0	1	0	0
Nov 10	vs. Carolina	P	1	0	1	0-0	1-41	1	0	0
Nov 17	at New Orleans	P	1	0	1	0-0	0-0	0	0	0
Nov 25	at Washington*	S	4	0	4	0-0	0-0	0	0	0
Dec 1	vs. St. Louis*	S	1	0	1	0-0	0-0	0	0	0
Dec 8	vs. Seattle*	S	0	0	0	0-0	0-0	1	0	0
Dec 15	at Tampa Bay*	S	5	0	5	0-0	0-0	1	0	0
Dec 23	vs. Atlanta*	S	4	1	5	0-0	1-0	2	0	0
Dec 29	at Arizona	S	4	0	4	0-0	0-0	1	0	0
Regular Season Totals		16/7	33	2	35	0-0	5-82	13	0	0
Jan 5	at Green Bay\$*	S	2	1	3	0-0	0-0	0	0	0
Jan 12	at Carolina†*	S	1	1	2	0-0	0-0	0	0	0
Jan 19	at Seattle‡	S	5	1	6	0-0	0-0	0	0	0
Postseason Totals		3/3	8	3	11	0-0	0-0	0	0	0
\$NFC Wild Card Game; †NFC Divisional Playoff Game; ‡NFC Championship Game										

2014 SAN FRANCISCO (8-8)					TACKLES					
Date	Opponent	P/S	UT	A	TT	S-Yds.	I-Yds.	PD	FF	FR
Sept 7	at Dallas*	S	3	0	3	0-0	0-0	0	0	0
Games 2-6										
Oct. 19	at Denver*	S	3	0	3	0-0	0-0	0	0	0
Nov. 2	vs. St. Louis	INACTIVE								
Nov. 9	at New Orleans*	P	1	0	1	0-0	0-0	0	0	0
Games 11-17										
Regular Season Totals		3/2	7	0	7	0-0	0-0	0	0	0

2015 SAN FRANCISCO (5-11) TACKLES										
Date	Opponent	P/S	UT	A	TT	S-Yds.	I-Yds.	PD	FF	FR
Sept 14	vs. Minnesota*	S	2	0	2	0-0	1-26	2	0	0
Sept 20	at Pittsburgh	S	3	0	3	0-0	0-0	0	0	0
Sept 27	at Arizona	S	6	1	7	0-0	0-0	0	0	0
Oct 4	vs. Green Bay	S	2	0	2	0-0	0-0	0	0	0
Oct 11	at N.Y. Giants	S	6	2	8	0-0	1-0	1	0	0
Oct 18	vs. Baltimore*	S	4	1	5	0-0	0-0	2	0	0
Oct 22	vs. Seattle	S	3	0	3	0-0	1-0	1	0	0
Nov 1	at St. Louis	S	3	0	3	0-0	0-0	1	0	0
Nov 8	vs. Atlanta*	INACTIVE								
Nov 22	at Seattle	S	4	3	7	0-0	0-0	0	0	0
Nov 29	vs. Arizona	S	5	1	6	0-0	0-0	1	0	0
Dec 6	at Chicago*	S	3	0	3	0-0	0-0	2	0	0
Dec 13	at Cleveland	S	0	0	0	0-0	0-0	0	0	0
Dec 20	vs. Cincinnati	S	0	0	0	0-0	0-0	0	0	0
Dec 27	at Detroit	S	3	0	3	0-0	0-0	1	0	0
Jan 3	vs. St. Louis	S	1	0	1	0-0	0-0	0	0	0
Season Totals		15/15	45	8	53	0-0	3-26	11	0	0

2016 SAN FRANCISCO (2-14)

TACKLES

Date	Opponent	P/S	UT	A	TT	S-Yds.	I-Yds.	PD	FF	FR
Sep 12	vs. Los Angeles*	S	1	1	2	0-0	0-0	1	0	0
Sep 18	at Carolina	S	4	0	4	0-0	0-0	1	0	0
Sep 25	at Seattle	S	2	2	4	0-0	0-0	0	0	0
Oct 2	vs. Dallas	S	2	1	3	0-0	0-0	0	0	0
Oct 6	vs. Arizona	S	2	1	3	0-0	0-0	3	0	0
Oct 16	at Buffalo	S	5	0	5	0-0	0-0	1	1	0
Oct 23	vs. Tampa Bay	S	6	0	6	0-0	0-0	1	0	0
Nov 6	vs. New Orleans	S	5	0	5	0-0	0-0	2	0	0
Nov 13	at Arizona	S	5	1	6	0-0	0-0	2	0	0
Nov 20	vs. New England	S	2	0	2	0-0	0-0	0	0	0
Nov 27	at Miami	S	4	1	5	0-0	0-0	1	0	0
Dec 4	at Chicago	S	3	0	3	0-0	0-0	0	0	0
Dec 11	vs. N.Y. Jets	S	4	0	4	0-0	0-0	0	0	0
Dec 18	at Atlanta	S	2	1	3	0-0	0-0	1	0	0
Dec 24	at Los Angeles*	S	0	1	1	0-0	1-39	1	0	0
Jan 1	vs. Seattle	S	2	1	3	0-0	0-0	0	0	0

2017 MINNESOTA (13-3)

TACKLES

Date	Opponent	P/S	UT	A	TT	S-Yds.	I-Yds.	PD	FF	FR
Sep 11	vs. New Orleans*				INACTIVE					
Sep 17	at Pittsburgh				INACTIVE					
Sep 24	vs. Tampa Bay*	P	0	0	0	0-0	0-0	0	0	0
Oct 1	vs. Detroit	P	0	0	0	0-0	0-0	0	0	0
Oct 9	at Chicago*	P	0	0	0	0-0	0-0	0	0	0
Oct 15	vs. Green Bay*	P	0	0	0	0-0	0-0	0	0	0
Oct 22	vs. Baltimore*				INACTIVE					
Oct 29	at Cleveland*	P	0	0	0	0-0	0-0	0	0	0
Nov 12	at Washington*	P	3	0	3	0-0	0-0	0	0	0
Nov 19	vs. L.A. Rams*	P	2	0	2	0-0	0-0	0	0	0
Nov 23	at Detroit*	P	1	0	1	0-0	0-0	1	0	0
Dec 3	at Atlanta*	P	0	0	0	0-0	0-0	0	0	0
Dec 10	at Carolina	P	0	0	0	0-0	0-0	0	0	0
Dec 14	vs. Cincinnati*	P	0	0	0	0-0	0-0	0	0	0
Dec 23	at Green Bay*				INACTIVE					
Dec 31	vs. Chicago*				INACTIVE					

Jan 14	vs. New Orleans*†	P	0	0	0	0-0	0-0	0	0	0
Jan 21	at Philadelphia*‡	P	0	0	0	0-0	0-0	0	0	0

Postseason Totals			2/0	0	0	0	0-0	0-0	0	0	0
--------------------------	--	--	------------	----------	----------	----------	------------	------------	----------	----------	----------

†NFC Divisional Playoff Game; ‡NFC Championship Game



JAKE BUTT

80

TIGHT END

6-6 • 250 • 2ND YR. • MICHIGAN

BORN: July 11, 1995, in Pickerington, Ohio

HIGH SCHOOL: Pickerington (Ohio) North High School

ACQUIRED: Draft #5a (145th overall), 2017

NFL YEAR: 2nd • YEAR WITH BRONCOS: 2nd

NFL GAMES PLAYED/STARTED: 0/0



BUTT AT A GLANCE:

- A second-year tight end who missed his entire rookie season with a knee injury suffered in his final collegiate game at the University of Michigan.
- Started 39-of-47 games played at Michigan, setting the school record for receptions (138) and yards (1,646) by a tight end in addition to scoring 11 touchdowns.
- Won the John Mackey Award (nation's top tight end) following his senior season in 2016 after totaling 46 catches for 546 yards (11.9 avg.) with four touchdowns.
- Selected by the Broncos in the fifth round (145th overall) of the 2017 NFL Draft.

CAREER TRANSACTIONS: Signed by Denver as a draft choice 5/23/17.



2017: Selected by Denver in the fifth round (145th overall) of the 2017 NFL Draft, Butt spent his entire rookie season on the non-football injury list while recovering from he knee injury sustained in the 2016 Orange Bowl.

COLLEGE: Butt won the John Mackey Award (nation's top tight end) following his senior season at the

University of Michigan after totaling 46 catches for 546 yards (11.9 avg.) with four touchdowns... Finished his career as the program's record holder for a tight end in receptions (138) and receiving yards (1,646)... Earned consensus All-America honors in addition to being named to the Big-10 Conference First Team... Made seven catches for 86 yards (12.3 avg.) with two scores against Central Florida (9/10), giving him 100 receptions for his career as well as his first career multi-TD game... Grabbed three passes for 28 yards vs. Florida State in the Orange Bowl (12/30) before tearing his ACL in his final collegiate game... Opened 11-of-13 games played as a junior, finishing with 51 receptions for 654 yards (12.8 avg.) with three touchdowns... Selected as a semifinalist for the Mackey Award... Earned second-team All-America honors from the *Associated Press* as well as first-team All-Big 10 distinction.

PERSONAL: Butt caught 96 passes for 1,361 yards (14.2 avg.) with 20 touchdowns and posted 142 tackles and 20.5 sacks during his high school career at Pickerington (Ohio) North High School... Hauled in 68 receptions for 907 yards (13.3 avg.) with 12 touchdowns as a senior... Received AP Division I All-Ohio first-team recognition as a senior... Attended but did not participate in the Army All-America Game due to injury... Chosen as the NCAA's Senior CLASS (Celebrating Loyalty and Achievement for Staying in School) award winner in 2016 for his off-the-field impact... Jake Butt was born on July 11, 1995, in Pickerington, Ohio.

BUTT'S REGULAR SEASON RECORD

Year	Club	RECEIVING							SCORING					
		G	S	No.	Yds.	Avg.	LG	TD	TDp	TDt	2pt	Pts.	INJURED RESERVE	
2017	Denver													
CAREER TOTALS		0	0	0	0	—	—	0	0	0	0	0	0	0



JAMAL CARTER

20

SAFETY



6-1 • 215 • 2nd Yr. • MIAMI

BORN: April 12, 1994, in Naranja, Fla.

HIGH SCHOOL: Southridge High School, Miami

ACQUIRED: College Free Agent, 2017

NFL YEAR: 2nd • YEAR WITH BRONCOS: 2nd

NFL GAMES PLAYED/STARTED: 16/0

CARTER AT A GLANCE:

- A second-year safety from the University of Miami who made the Broncos' 53-man roster out of training camp as a college free agent in 2017.
- Appeared in all 16 games as a rookie, totaling eight defensive tackles (6 solo) and three special-teams stops.
- Played 50 games (15 starts) in four seasons at Miami (2013-16), tallying 165 tackles (96 solo), two interceptions and 10 passes defended.
- Entered the NFL with Denver as a college free agent on May 15, 2017.

CAREER TRANSACTIONS: Signed by Denver as a college free agent 5/15/17.



2017: Carter became the 13th undrafted Bronco in 14 seasons to make the first 53-man roster after leading all Broncos in the preseason with 19 tackles (13 solo)... Finished the regular-season with eight tackles (6 solo), three special-teams stops and one pass defended... Made his NFL debut vs. LAC (9/11)... Saw extensive action on defense for the first time in his career, finishing with three solo tackles at Ind. (12/14)... Posted two solo tackles and one pass defended vs. K.C. (12/31).

COLLEGE: Carter saw action in 50 games (15 starts) at the University of Miami, totaling 165 tackles (96 solo), two interceptions (48 yds.) and 10 passes defended... Opened 12-of-13 games played as a senior, leading the team with 85 tackles (53 solo) in addition to posting three passes defended... Recorded a career-best nine tackles at Georgia Tech (10/1)... Appeared in 12 games (1 start) as a junior, recording 49 tackles (23 solo), one interception (48 yds.), three passes defended and one forced fumble... Played 13 games (2 starts) as a sophomore and finished with 26 tackles (15 solo), one interception and six passes defended.

PERSONAL: Carter recorded 73 tackles and one interception as a senior at Southridge High School in Miami... Jamal Carter was born on April 12, 1994, in Naranja, Fla.

CARTER'S REGULAR SEASON RECORD

Year	Club	G	S	UT	A	TT	S-Yds.	I-Yds.	PD	FF	FR	TD-Int.	TD-FR	S	Pts.
2017	Denver	16	0	6	2	8	0-0	0-0	1	0	0	0	0	0	0
CAREER TOTALS		16	0	6	2	8	0-0	0-0	1	0	0	0	0	0	0

ADDITIONAL STATISTICS: Special-teams tackles — 2017 (3), TOTAL (3).

JAMAL CARTER'S CAREER GAME-BY-GAME

(Victories asterisked)

2017 DENVER (5-11)		TACKLES								
Date	Opponent	P/S	UT	A	TT	S-Yds.	I-Yds.	PD	FF	FR
Sep 11	vs. L.A. Chargers*	P	0	0	0	0-0	0-0	0	0	0
Sep 17	vs. Dallas*	P	0	0	0	0-0	0-0	0	0	0
Sep 24	at Buffalo	P	0	0	0	0-0	0-0	0	0	0
Oct 1	vs. Oakland*	P	0	0	0	0-0	0-0	0	0	0
Oct 15	vs. N.Y. Giants	P	0	0	0	0-0	0-0	0	0	0
Oct 22	at L.A. Chargers	P	0	0	0	0-0	0-0	0	0	0
Oct 30	at Kansas City	P	0	0	0	0-0	0-0	0	0	0
Nov 5	at Philadelphia	P	0	0	0	0-0	0-0	0	0	0
Nov 12	vs. New England	P	0	0	0	0-0	0-0	0	0	0
Nov 19	vs. Cincinnati	P	0	0	0	0-0	0-0	0	0	0
Nov 26	at Oakland	P	0	0	0	0-0	0-0	0	0	0
Dec 3	at Miami	P	0	0	0	0-0	0-0	0	0	0
Dec 10	vs. N.Y. Jets*	P	0	1	1	0-0	0-0	0	0	0
Dec 14	at Indianapolis*	P	3	0	3	0-0	0-0	0	0	0
Dec 24	at Washington	P	1	1	2	0-0	0-0	0	0	0
Dec 31	vs. Kansas City	P	2	0	2	0-0	0-0	1	0	0
Season Totals		16/0	6	2	8	0-0	0-0	1	0	0



SU'A CRAVENS

21

SAFETY



6-1 • 224 • 3RD YR. • SOUTHERN CALIFORNIA

BORN: July 7, 1995, in Los Angeles

HIGH SCHOOL: Vista Murrieta (Calif.) High School

ACQUIRED: Trade (Washington), 2018

NFL YEAR: 3rd • YEAR WITH BRONCOS: 1st

NFL GAMES PLAYED/STARTED: 11/3

CRAVENS AT A GLANCE:

- A third-year safety who appeared in 11 games (3 starts) during his rookie season with Washington in 2016 before spending 2017 on the Redskins' exempt list.
- Totaled 33 tackles (23 solo), one sack (4 yds.), one interception (2 yds.) and five passes defended during his initial NFL season.
- Started all 40 games played at the University of Southern California, earning first-team All-Pacific-12 honors at two different positions (defensive back - 2014, linebacker - 2015).
- Recorded 206 tackles (133 solo), 25 passes defended, 10 sacks, nine interceptions and three forced fumbles in three seasons at USC (2013-15).
- Selected by the Redskins in the second round (53rd overall) of the 2016 NFL Draft.
- Joined the Broncos on March 28, 2018, in a trade with Washington.

CAREER TRANSACTIONS: Signed by Washington as a draft choice 5/9/16; Traded to Denver 3/28/18.



2017: Cravens spent the season on Washington's exempt list.

2016: Selected by Washington in the second round (53rd overall) of the 2016 NFL Draft, Cravens appeared in 11 games (3 starts) with the Redskins... Registered 33 tackles (23 solo), one sack (4 yds.), one interception (2 yds.), five passes defended and one special-teams stop... Opened two games at safety and one at linebacker... Made his NFL debut vs. Pit. (9/12)... Recorded his first career interception (2 yds.) to go along with three tackles (1 solo) and two passes defended at NYG (9/25)... Notched his first sack (4 yds.) at Cin. (10/30)... Tallied five tackles each in consecutive games vs. Min. (11/13) and vs. G.B. (11/20)... Missed the final three games of the season with an injury.

COLLEGE: Cravens played collegiately at the University of Southern California from 2013-15, starting 40 games for the Trojans... Recorded 206 tackles (133 solo, 33.5 for a loss), 25 passes defended, 10 sacks, nine interceptions (one returned for a touchdown) and three forced fumbles during his collegiate career... Earned first-team All-Pacific-12 Conference honors at two different positions (defensive back - 2014, linebacker - 2015)... Transitioned to linebacker in 2015 and was a semifinalist for the Bednarik and Butkus awards after starting all 14 games as a 20-year-old team captain... Posted 86 tackles (46 solo), eight passes defended, five sacks, two interceptions and two forced fumbles that season... Had 68 tackles, five sacks and a team-best three interceptions (with one touchdown) as a sophomore in 2014... Started 13 games as a consensus Freshman All-American in 2013, posting 52 tackles, four interceptions, one forced fumble and one fumble recovery.

PERSONAL: Cravens attended Vista Murrieta (Calif.) High School, where he was one of the most decorated high school athletes in the country as a linebacker, running back and wide receiver... Received numerous national awards, including *USA Today* Defensive Player of the Year, Gatorade California Player of the Year, All-CIF Inland Division Defensive MVP and *Los Angeles Times* All-Area... Posted 97 tackles, eight sacks, three interceptions, two fumble recoveries, four forced fumbles and three blocked punts on defense as a senior and also caught 21 passes for 342 yards with eight touchdowns... Su'a Cravens was born on July 7, 1995, in Los Angeles.

Cravens' Regular Season Record

Year	Club	G	S	UT	A	TT	S-Yds.	I-Yds.	PD	FF	FR	TD-Int.	TD-FR	S	Pts.
2016	Washington	11	3	23	10	33	1-4	1-2	5	0	0	0	0	0	0
2017	Washington						EXEMPT LIST								
CAREER TOTALS		11	3	23	10	33	1-4	1-2	5	0	0	0	0	0	0

ADDITIONAL STATISTICS: Special-teams tackles — 2016 (1), TOTAL (1).

Su'a Cravens' Career Game-by-Game

(Victories asterisked)

2016 WASHINGTON (8-7-1)		TACKLES													
Date	Opponent	P/S	UT	A	TT	S-Yds.	I-Yds.	PD	FF	FR					
Sep 12	vs. Pittsburgh	P	3	1	4	0-0	0-0	0	0	0					
Sep 18	vs. Dallas	P	2	1	3	0-0	0-0	0	0	0					
Sep 25	at N.Y. Giants*	P	1	2	3	0-0	1-2	2	0	0					
Oct 2	vs. Cleveland*	S	2	1	3	0-0	0-0	1	0	0					
Oct 9	at Baltimore*														
Oct 16	vs. Philadelphia*														
Oct 23	at Detroit	P	1	0	1	0-0	0-0	0	0	0					
Oct 30	at Cincinnati	P	2	0	2	1-4	0-0	1	0	0					
Nov 13	vs. Minnesota*	P	2	3	5	0-0	0-0	0	0	0					
Nov 20	vs. Green Bay*	S	3	2	5	0-0	0-0	1	0	0					
Nov 24	at Dallas	S	2	0	2	0-0	0-0	0	0	0					
Dec 4	at Arizona	P	4	0	4	0-0	0-0	0	0	0					
Dec 11	at Philadelphia*	P	1	0	1	0-0	0-0	0	0	0					
Dec 19	vs. Carolina														
Dec 24	at Chicago*														
Jan 1	vs. N.Y. Giants														
Season Totals			11/3	23	10	33	1-4	1-2	5	0	0				



Todd Davis

51

INSIDE LINEBACKER

6-1 • 230 • 5TH YR. • SACRAMENTO STATE

BORN: May 17, 1992, in Palmdale, Calif.

HIGH SCHOOL: Paraclete High School, Lancaster, Calif.

ACQUIRED: Waivers (New Orleans), 2014

NFL YEAR: 5th • **YEAR WITH BRONCOS:** 5th

NFL GAMES PLAYED/STARTED: 55/33 • **POSTSEASON GP/GS:** 4/0



DAVIS AT A GLANCE:

- A fifth-year linebacker who has played a combined 55 regular-season games (33 starts) and four postseason contests with New Orleans (2014) and Denver (2014-17).
- Recorded 210 tackles (132 solo), 1.5 sacks (4.5 yds.), five passes defended, one forced fumble, three fumble recoveries and 12 special-teams stops in his first four NFL seasons.
- Ranked second on the Broncos with 82 tackles (48 solo) in addition to posting one sack (2 yds.) during his fourth NFL season in 2017.
- Voted by his teammates as the recipient of the 2017 Ed Block Courage Award.
- Finished as Denver's leading tackler in 2016 with 97 stops (64 solo) while adding 0.5 sacks (2.5 yds.), three passes defended, one forced fumble and one fumble recovery.
- Posted 14 tackles (11 solo) and seven special-teams stops for Denver in 2015.
- Totaled 17 tackles (9 solo), two passes defended and five special-teams tackles—all with Denver—in six games (2 starts) in 2014.
- Played 45 games for Sacramento State University and finished his collegiate career with 351 tackles (157 solo), 9.5 sacks (68 yds.), three interceptions (35 yds.), six passes defended and one blocked kick.
- Left Sacramento State ranked second in school history with 351 tackles (157 solo).
- Claimed by the Broncos off waivers from New Orleans on Nov. 13, 2014.

- Entered the NFL with New Orleans as a college free agent on June 23, 2014.

CAREER TRANSACTIONS: Signed by New Orleans as a college free agent 6/23/14; Waived by New Orleans 8/30/14; Signed by New Orleans (practice squad) 9/1/14; Waived by New Orleans 9/4/14; Signed by New Orleans (practice squad) 9/18/14; Signed by New Orleans (active roster) 10/18/14; Waived by New Orleans 10/20/14; Signed by New Orleans (practice squad) 10/22/14; Signed by New Orleans (active roster) 10/29/14; Waived by New Orleans 11/12/14; Claimed off waivers by Denver 11/13/14.



2017: Davis finished his fourth NFL season ranked second on the team with 82 tackles (48 solo) in addition to posting one sack (2 yds.)... Voted by his teammates as the recipient of the 2017 Ed Block Courage Award... Led the team with 10 tackles (9 solo) and added one sack (2 yds.) at Buf. (9/24)... Posted nine tackles (4 solo) vs. NYG (10/15)... Led the team with 10 tackles (7 solo) at LAC (10/22)... Paced the team with eight stops apiece at Oak. (11/26), at Mia. (12/3) and at Was. (12/24).

2016: Davis led the team with 97 tackles (64 solo) and added 0.5 sacks (2.5 yds.), three passes defended, one forced fumble and one fumble recovery... Paced the team with seven tackles (6 solo) and added 0.5 sacks (2.5 yds.) vs. Car. (9/8)... Posted four tackles (2 solo) and recovered a fumble vs. Hou. (10/24)... Tied for the team-lead with a career-best 13 tackles (7 solo) vs. N.E. (12/18)... Led the team with 13 tackles (10 solo), matching his career-high from the week before, and forced one fumble at K.C. (12/25).

2015: Davis appeared in all 16 regular-season games (2 starts) and all three of Denver's postseason contests, finishing with 14 tackles (11 solo) and seven special-teams stops... Recovered a fumble and a tackle on special teams at K.C. (9/17)... Led the team with a career-best three special-teams stops at Cle. (10/18)... Started and made four solo tackles vs. Oak. (12/13)... Played in Denver's AFC Divisional Playoff Game vs. Pit. (1/17), in Denver's AFC Championship Game vs. N.E. (1/24) and Denver's Super Bowl 50 victory vs. Car. (2/7).

2014: Davis, who entered the NFL with New Orleans as a college free agent, appeared in a combined nine regular-season games (2 starts) for the Saints and Broncos... Played three games for the Saints and recorded three special-teams stops... Waived by New Orleans on Nov. 12 and was claimed by Denver on Nov. 13... Saw action in six contests (2 starts) with the Broncos, totaling 17 tackles (9 solo), two passes defended and two special-teams stops... Made his Broncos debut vs. Mia. (11/23), playing 15 special-teams snaps and tallying a special-teams tackle... Recorded his first career defensive tackle at S.D. (12/14) and finished the game with four total stops (1 solo)... Made his first career start at middle linebacker on *Monday Night Football* at Cin. (12/22) and finished with a career-high seven tackles (3 solo)... Led the team with six tackles (5 solo) and recorded his first pass defended vs. Oak. (12/28).

COLLEGE: Davis played 45 games at Sacramento State University and finished his collegiate career ranked second in school history with 351 tackles (157 solo) in addition to totaling 9.5 sacks (68 yds.), four forced fumbles, one fumble recovery, three interceptions (35 yds.), six passes defended and one blocked kick... Appeared in 12 games as a senior and tallied a team-leading 131 tackles (54 solo), five sacks (36 yds.), two forced fumbles, two interceptions (34 yds.), four passes defended and one blocked kick... Named a first-team All-Big Sky Conference selection and second-team All-America choice by *The Sports Network* following his senior year... Named second-team All-Big Sky and the team's defensive MVP as a junior.

PERSONAL: Davis attended Paraclete High School in Lancaster, Calif., where he recorded 119 tackles and three sacks as a senior to earn first-team all-state honors.... Todd Davis was born on May 17, 1992, in Palmdale, Calif.

DAVIS' REGULAR SEASON RECORD

Year	Club	G	S	UT	A	TT	S-Yds.	I-Yds.	PD	FF	FR	TD-Int.	TD-FR	S	Pts.
2014	N.O./Den.	9	2	9	8	17	0-0	0-0	2	0	0	0	0	0	0
2015	Denver	16	2	11	3	14	0-0	0-0	0	0	1	0	0	0	0
2016	Denver	16	15	64	33	97	0.5-2.5	0-0	3	1	1	0	0	0	0
2017	Denver	14	14	48	34	82	1-2	0-0	0	0	0	0	0	0	0
CAREER TOTALS		55	33	132	78	210	1.5-4.5	0-0	5	1	2	0	0	0	0

ADDITIONAL STATISTICS: Special-teams tackles — 2014 (5), 2015 (7), TOTAL (12). Special-teams FR — 2015 (1), TOTAL (1).

DAVIS' POSTSEASON RECORD

Year	Club	G	S	UT	A	TT	S-Yds.	I-Yds.	PD	FF	FR	TD-Int.	TD-FR	S	Pts.
2014	Denver	1	0	3	3	6	0-0	0-0	0	0	0	0	0	0	0
2015	Denver	3	0	0	0	0	0-0	0-0	0	0	0	0	0	0	0
CAREER TOTALS		4	0	3	3	6	0-0	0-0	0	0	0	0	0	0	0

DAVIS' SINGLE GAME HIGHS

(Postseason in parentheses)


Tackles — 13, twice, last at Kansas City, 12/25/16 (6 vs. Indianapolis, 1/11/15). **Sacks** — 1 at Buffalo, 9/24/17 (none). **Sack yards** — 2.5 vs. Carolina, 9/8/16 (none). **Passes defended** — 2 vs. Oakland, 12/28/14 (none). **Special-teams tackles** — 3 at Cleveland, 10/18/15 (none).

TODD DAVIS' CAREER GAME-BY-GAME

(Victories asterisked)

2014 N.O. (7-9) / DEN. (12-4) TACKLES										
Date	Opponent	P/S	UT	A	TT	S-Yds.	I-Yds.	PD	FF	FR
Games 3-5						PRACTICE SQUAD (N.O.)				
Oct 19	at Detroit	P	0	0	0	0-0	0-0	0	0	0
Oct 26	vs. Green Bay*					PRACTICE SQUAD (N.O.)				
Oct 30	at Carolina*	P	0	0	0	0-0	0-0	0	0	0
Nov 9	vs. San Francisco	P	0	0	0	0-0	0-0	0	0	0
WAIVED BY NEW ORLEANS ON NOV. 12 / CLAIMED BY DENVER OFF WAIVERS ON NOV. 13										
Nov 16	at St. Louis					INACTIVE				
Nov 23	vs. Miami*	P	0	0	0	0-0	0-0	0	0	0
Nov 30	at Kansas City*	P	0	0	0	0-0	0-0	0	0	0
Dec 7	vs. Buffalo*	P	0	0	0	0-0	0-0	0	0	0
Dec 14	at San Diego*	P	1	3	4	0-0	0-0	0	0	0
Dec 22	at Cincinnati	S	3	4	7	0-0	0-0	0	0	0
Dec 28	vs. Oakland*	S	5	1	6	0-0	0-0	2	0	0
Regular Season Totals		9/2	9	8	17	0-0	0-0	2	0	0
Jan 11	vs. Indianapolis†	P	3	3	6	0-0	0-0	0	0	0
Postseason Totals		1/0	3	3	6	0-0	0-0	0	0	0
†AFC Divisional Playoff Game										
2015 DENVER (12-4) TACKLES										
Date	Opponent	P/S	UT	A	TT	S-Yds.	I-Yds.	PD	FF	FR
Sept 13	vs. Baltimore*	P	0	0	0	0-0	0-0	0	0	0
Sept 17	at Kansas City*	P	0	0	0	0-0	0-0	0	0	1
Sept 27	at Detroit*	P	0	0	0	0-0	0-0	0	0	0
Oct 4	vs. Minnesota*	S	0	0	0	0-0	0-0	0	0	0
Oct 11	at Oakland*	P	1	1	2	0-0	0-0	0	0	0
Oct 18	at Cleveland*	P	0	0	0	0-0	0-0	0	0	0
Nov 1	vs. Green Bay*	P	1	0	1	0-0	0-0	0	0	0
Nov 8	at Indianapolis	P	0	2	2	0-0	0-0	0	0	0
Nov 15	vs. Kansas City	P	0	0	0	0-0	0-0	0	0	0
Nov 22	at Chicago*	P	0	0	0	0-0	0-0	0	0	0
Nov 29	vs. New England*	P	0	0	0	0-0	0-0	0	0	0
Dec 6	at San Diego*	P	0	0	0	0-0	0-0	0	0	0
Dec 13	vs. Oakland	S	4	0	4	0-0	0-0	0	0	0
Dec 20	at Pittsburgh	P	0	0	0	0-0	0-0	0	0	0
Dec 28	vs. Cincinnati*	P	0	0	0	0-0	0-0	0	0	0
Jan 3	vs. San Diego*	P	5	0	5	0-0	0-0	0	0	0
Season Totals		16/2	11	3	14	0-0	0-0	0	0	1
Jan 17	vs. Pittsburgh**	P	0	0	0	0-0	0-0	0	0	0
Jan 24	vs. New England*#	P	0	0	0	0-0	0-0	0	0	0
Feb 7	vs. Carolina*\$	P	0	0	0	0-0	0-0	0	0	0
Postseason Totals		3/0	0	0	0	0-0	0-0	0	0	0
*AFC Divisional Playoff Game; #AFC Championship Game; \$Super Bowl 50										
2016 DENVER (9-7) TACKLES										
Date	Opponent	P/S	UT	A	TT	S-Yds.	I-Yds.	PD	FF	FR
Sep 8	vs. Carolina*	S	6	1	7	0.5-2.5	0-0	0	0	0
Sep 18	vs. Indianapolis*	S	3	2	5	0-0	0-0	0	0	0
Sep 25	at Cincinnati*	S	5	0	5	0-0	0-0	0	0	0
Oct 2	at Tampa Bay*	S	1	1	2	0-0	0-0	1	0	0
Oct 9	vs. Atlanta	S	5	2	7	0-0	0-0	0	0	0
Oct 13	at San Diego	S	1	3	4	0-0	0-0	0	0	0
Oct 24	vs. Houston*	S	2	2	4	0-0	0-0	0	0	1
Oct 30	vs. San Diego*	S	3	5	8	0-0	0-0	1	0	0
Nov 6	at Oakland	S	4	0	4	0-0	0-0	0	0	0
Nov 13	at New Orleans*	S	5	1	6	0-0	0-0	0	0	0
Nov 27	vs. Kansas City	S	2	2	4	0-0	0-0	0	0	0
Dec 4	at Jacksonville*	S	4	0	4	0-0	0-0	1	0	0
Dec 11	at Tennessee	S	4	2	6	0-0	0-0	0	0	0
Dec 18	vs. New England	P	7	6	13	0-0	0-0	0	0	0
Dec 25	at Kansas City	S	10	3	13	0-0	0-0	0	1	0
Jan 1	vs. Oakland*	S	2	3	5	0-0	0-0	0	0	0
Season Totals		16/15	64	33	97	0.5-2.5	0-0	3	1	1

2017 DENVER (5-11)			TACKLES							
Date	Opponent	P/S	UT	A	TT	S-Yds.	I-Yds.	PD	FF	FR
Sep 11	vs. L.A. Chargers*	S	1	2	3	0-0	0-0	0	0	0
Sep 17	vs. Dallas*	S	0	0	0	0-0	0-0	0	0	0
Sep 24	at Buffalo	S	9	1	10	1-2	0-0	0	0	0
Oct 1	vs. Oakland*	S	1	2	3	0-0	0-0	0	0	0
Oct 15	vs. N.Y. Giants	S	4	5	9	0-0	0-0	0	0	0
Oct 22	at L.A. Chargers	S	7	3	10	0-0	0-0	0	0	0
Oct 30	at Kansas City				INACTIVE					
Nov 5	at Philadelphia				INACTIVE					
Nov 12	vs. New England	S	3	3	6	0-0	0-0	0	0	0
Nov 19	vs. Cincinnati	S	3	2	5	0-0	0-0	0	0	0
Nov 26	at Oakland	S	3	5	8	0-0	0-0	0	0	0
Dec 3	at Miami	S	5	3	8	0-0	0-0	0	0	0
Dec 10	vs. N.Y. Jets*	S	3	2	5	0-0	0-0	0	0	0
Dec 14	at Indianapolis*	S	3	0	3	0-0	0-0	0	0	0
Dec 24	at Washington	S	6	2	8	0-0	0-0	0	0	0
Dec 31	vs. Kansas City	S	0	4	4	0-0	0-0	0	0	0
Season Totals		14/14	48	34	82	1-2	0-0	0	0	0



J.J. DIELMAN

64

GUARD

6-5 • 309 • 2ND YR. • UTAH

BORN: Dec. 16, 1993, in Ahwatukee, Ariz.

HIGH SCHOOL: Desert Vista High School, Phoenix

ACQUIRED: Free Agent, 2017

NFL YEAR: 2nd • YEAR WITH BRONCOS: 2nd

NFL GAMES PLAYED/STARTED: 0/0



DIELMAN AT A GLANCE:

- A second-year guard who spent time on active rosters with the Rams and Broncos in addition to competing on Cincinnati's practice squad during his rookie season in 2017.
- Opened 31-of-32 games played (26 at right tackle; 5 at center) at the University of Utah, earning second-team All-Pacific 12 Conference honors as a junior.
- Signed by Denver as a free agent from Cincinnati's practice squad on Dec. 16, 2017.
- Selected by the Bengals in the fifth round (176th overall) of the 2017 NFL Draft.

CAREER TRANSACTIONS: Signed by Cincinnati as a draft choice 6/7/17; Waived by Cincinnati 9/2/17; Claimed off waivers by L.A. Rams 9/3/17; Waived by L.A. Rams 9/12/17; Signed by Cincinnati (practice squad) 9/14/17; Signed by Denver 12/16/17.



2017: Selected by the Bengals in the fifth round (176th overall) of the 2017 NFL Draft, Dielman spent time on Cincinnati's practice squad as a rookie in addition to appearing on active rosters with the L.A. Rams and Denver... Spent the preseason with the Bengals before being waived on Sept. 2... Claimed by the Rams and spent one week on the team's active roster... Re-joined the Bengals on their practice squad on Sept. 14... Signed by Denver off Cincinnati's practice squad on Dec. 16... Was inactive at Was. (12/24) and vs. K.C. (12/31).

COLLEGE: Dielman started 31 consecutive games (26 at right tackle; 5 at center) at the University of Utah before suffering a season-ending foot injury his redshirt senior season... Opened 13 games as a junior at right tackle, earning second-team All-Pacific 12 Conference honors... Started all 13 games as a sophomore at right tackle.

PERSONAL: Dielman attended Desert Vista High School in Phoenix, helping his team win the Arizona DI State Championship as a senior... His cousin, Kris Dielman, played nine years as an offensive lineman with the San Diego Chargers... J.J. Dielman (DEAL-man) was born on Dec. 16, 1993, in Ahwatukee, Ariz.

DIELMAN'S REGULAR SEASON RECORD

Year	Club	G	S
2017	Den./LAR	0	0
CAREER TOTALS		0	0



MAX GARCIA

76

GUARD



6-4 • 309 • 4TH YR. • FLORIDA

BORN: Nov. 9, 1991, in Norcross, Ga.

HIGH SCHOOL: Norcross (Ga.) High School

ACQUIRED: Draft #4 (133rd overall), 2015

NFL YEAR: 4th • YEAR WITH BRONCOS: 4th

NFL GAMES PLAYED/STARTED: 48/37 • POSTSEASON GP/GS: 3/0

GARCIA AT A GLANCE:

- A fourth-year offensive lineman who has seen action at both guard spots in 48 regular-season games (37 starts) and three postseason contests for Denver from 2015-17.
- Opened all 32 possible games for the Broncos during the last two seasons at left guard.
- Started 37-of-39 games played at the University of Florida and the University of Maryland, earning starts at left tackle, left guard and center.
- Earned second-team All-Southeastern Conference honors after starting all 13 games at center his redshirt senior season for the Gators and grading out to more than 97 percent in his 757 snaps played.
- Selected by the Broncos in the fourth round (133rd overall) of the 2015 NFL Draft.

CAREER TRANSACTIONS: Signed by Denver as a draft choice 5/13/15.



2017: Garcia opened all 16 games at left guard for the second consecutive season... Called for holding only one time and allowed four sacks, according to STATS LLC.

2016: Garcia started all 16 games at left guard and played every offensive snap for Denver... Allowed just three sacks in 16 games and was called for holding just twice, according to STATS LLC.

2015: Selected by the Broncos in the fourth round (133rd overall) of the 2015 NFL Draft, Garcia appeared in all 16 regular-season games (5 starts) and all three postseason contests, seeing action at both guard spots... Made his NFL debut vs. Bal. (9/13)... Made his first start at left guard vs. N.E. (11/29), seeing action in all 79 offensive snaps at both guard spots.

COLLEGE: Garcia started 37-of-39 games played at the University of Florida and the University of Maryland, earning starts at left tackle, left guard and center... Voted second-team All-Southeastern Conference as a senior at Florida after starting all 13 games at center for the Gators following an offseason transition from left tackle and left guard... Graded out to more than 97 percent in his 757 snaps played... Was on the Rimington Trophy (nation's top center) watch list... Named SEC Offensive Lineman of the Week on two occasions... Started all 12 games and saw action at both left tackle and left guard in his first year competing with the Gators... Anchored the offensive line after being the only starter to not miss time due to injury... Redshirted in 2012 due to NCAA transfer rules... Started 12 games at left tackle for Maryland in 2011.

PERSONAL: Garcia was named honorable mention Class 5A All-Georgia his senior year at Norcross (Ga.) High School... Competed in the shot put and discus events... Traveled to Australia in the summer of 2009 to compete in World Track meet... Majored in Family, Youth and Community Sciences at Florida... Played in the 2015 Senior Bowl and Medal of Honor Bowl following his collegiate career... Max Garcia was born on Nov. 9, 1991, in Norcross, Ga.

GARCIA'S REGULAR SEASON RECORD

Year	Club	G	S
2015	Denver	16	5
2016	Denver	16	16
2017	Denver	16	16
CAREER TOTALS		48	37

ADDITIONAL STATISTICS: Miscellaneous tackles — 2015 (3), 2016 (4), 2017 (1), TOTAL (8). Miscellaneous FR — 2015 (2), 2017 (1), TOTAL (3).

GARCIA'S POSTSEASON RECORD

Year	Club	G	S
2015	Denver	3	0
CAREER TOTALS		3	0



JERROL GARCIA-WILLIAMS 52

INSIDE LINEBACKER



6-2 • 235 • 2ND Yr. • HAWAII

BORN: Dec. 24, 1993, in Wooster, Ohio

HIGH SCHOOL: Palo Verde High School, Las Vegas

ACQUIRED: College Free Agent, 2017

NFL YEAR: 2nd • **YEAR WITH BRONCOS:** 2nd

NFL GAMES PLAYED/STARTED: 11/0

GARCIA-WILLIAMS AT A GLANCE:

- A second-year inside linebacker who played 11 games as a rookie with Denver in 2017 in addition to spending time on the club's practice squad.
- Appeared in 45 games (26 starts) at the University of Hawaii, totaling 222 tackles (148 solo), 3.5 sacks (24 yds.), one pass defended and three fumble recoveries during his collegiate career.
- Entered the NFL with Denver as a college free agent on May 12, 2017.

CAREER TRANSACTIONS: Signed by Denver as a college free agent 5/12/17; Waived by Denver 9/2/17; Signed by Denver (practice squad) 9/3/17; Signed by Denver (active roster) 10/20/17.



2017: Garcia-Williams, who entered the NFL as a college free agent with Denver on May 12, appeared in 11 games, posting one solo tackle and one special-teams stop... Spent the first five games of the season on the Broncos' practice squad... Made his NFL debut at LAC (10/22)... Recorded a solo tackle vs. K.C. (12/31).

COLLEGE: Garcia-Williams appeared in 45 games (26 starts) at the University of Hawaii, totaling 222 tackles (148 solo), 3.5 sacks (24 yds.), one pass defended and three fumble recoveries... Saw action in 10 games (3 starts) as a redshirt senior, posting 31 tackles (24 solo)... Opened 9-of-10 games played as a junior, finishing second on the team with 89 tackles (55 solo) in addition to contributing 1.5 sacks (9 yds.)... Started the first two games of the season in 2014 before suffering a season-ending knee injury and earning a medical redshirt.

PERSONAL: Garcia-Williams attended Palo Verde High School in Las Vegas, finishing with 84 tackles, seven sacks, two interceptions and two forced fumbles as a senior... His father, Jerrol Williams, was an NFL linebacker with Pittsburgh (1989-92), San Diego (1993), Kansas City (1994) and Baltimore (1996)... Jerrol Garcia-Williams was born on Dec. 24, 1993, in Wooster, Ohio.

GARCIA-WILLIAMS' REGULAR SEASON RECORD

Year	Club	G	S	UT	A	TT	S-Yds.	I-Yds.	PD	FF	FR	TD-Int.	TD-FR	S	Pts.
2017	Denver	11	0	1	0	1	0-0	0-0	0	0	0	0	0	0	0
CAREER TOTALS		11	0	1	0	1	0-0	0-0	0	0	0	0	0	0	0

ADDITIONAL STATISTICS: Special-teams tackles — 2017 (1), TOTAL (1).

GARCIA-WILLIAMS' CAREER GAME-BY-GAME

(Victories asterisked)

2017 DENVER (5-11)		TACKLES									
Date	Opponent	P/S	UT	A	TT	S-Yds.	I-Yds.	PD	FF	FR	
Games 1-5											
PRACTICE SQUAD											
SIGNED TO THE ACTIVE ROSTER OCT. 21											
Oct 22	at L.A. Chargers	P	0	0	0	0-0	0-0	0	0	0	
Oct 30	at Kansas City	P	0	0	0	0-0	0-0	0	0	0	
Nov 5	at Philadelphia	P	0	0	0	0-0	0-0	0	0	0	
Nov 12	vs. New England	P	0	0	0	0-0	0-0	0	0	0	
Nov 19	vs. Cincinnati	P	0	0	0	0-0	0-0	0	0	0	
Nov 26	at Oakland	P	0	0	0	0-0	0-0	0	0	0	
Dec 3	at Miami	P	0	0	0	0-0	0-0	0	0	0	
Dec 10	vs. N.Y. Jets*	P	0	0	0	0-0	0-0	0	0	0	
Dec 14	at Indianapolis*	P	0	0	0	0-0	0-0	0	0	0	
Dec 24	at Washington	P	0	0	0	0-0	0-0	0	0	0	
Dec 31	vs. Kansas City	P	1	0	1	0-0	0-0	0	0	0	
Season Totals			11/0	1	0	1	0-0	0-0	0	0	0



ADAM GOTSIS

99

DEFENSIVE END

6-4 • 287 • 3RD Yr. • GEORGIA TECH

BORN: Sept. 23, 1992, in Melbourne, Victoria, Australia

HIGH SCHOOL: Kew High School, Abbotsford, Victoria, Australia

ACQUIRED: Draft #2 (63rd overall), 2016

NFL YEAR: 3rd • **YEAR WITH BRONCOS:** 3rd

NFL GAMES PLAYED/STARTED: 32/13



GOTSIS AT A GLANCE:

- A third-year defensive end who appeared in 32 games (13 starts) with Denver urign his first two NFL seasons, posting 55 tackles (33 solo), five passes defended, two fumble recoveries and one blocked kick.
- Opened 13-of-16 games played during his second season in 2017, finishing with 41 tackles (28 solo), two sacks (4 yds.), four passes defended and one fumble recovery.
- Appeared in 48 games (37 starts) at Georgia Tech, totaling 110 tackles (69 solo), 12.5 sacks (75 yds.), two interceptions (2 yds.), two fumble recoveries and four blocked kicks.
- Competed in Australian Rules Football for eight years before playing American Rules Football for the Monash Warriors in Melbourne, Victoria, Australia.
- Became the highest-drafted Australian-born player in NFL history and the first Australian-born player to be drafted by the Broncos.
- Selected by the Broncos in the second round (63rd overall) of the 2016 NFL Draft.

CAREER TRANSACTIONS: Signed by Denver as a draft choice 5/25/16.



2017: Gotsis opened 13-of-16 games played, totaling 41 tackles (28 solo), two sacks (4.0 yds.), four passes defended and one fumble recovery... Earned his first NFL start and made four tackles (2 solo) vs. Dal. (9/17)... Notched three tackles (2 solo) and one pass defended at Buf. (9/24)... Produced his first career sack (4 yds.) and blocked a field goal vs. NYG (10/15)... Notched two sacks and one fumble recovery vs. NYJ (12/10)... Totaled a career-high six tackles (4 solo) at Ind. (12/14).

2016: Selected by the Broncos in the second round (63rd overall) of the 2016 NFL Draft, Gotsis played all 16 games and finished with 14 tackles (5 solo), one pass defended and one fumble recovery... Made his NFL debut vs. Car. (9/8)... Contributed on two tackles at Cin. (9/25)... Posted two tackles (1 solo) at Jac. (12/4)... Registered three solo tackles and one pass defended vs. N.E. (12/18)... Posted one solo tackle and one fumble recovery vs. Oak. (1/1).

COLLEGE: Gotsis appeared in 48 games (37 starts) at Georgia Tech, totaling 110 tackles (69 solo), 12.5 sacks (75 yds.), two interceptions (2 yds.), two fumble recoveries and four blocked kicks... Opened the first nine games of his senior campaign, finishing the year with 31 tackles (20 solo), five tackles for loss, a team-best three sacks (13 yds.) and two fumble recoveries before a season-ending knee injury... Started all 14 games along the defensive line his junior season, posting 36 tackles (23 solo), three sacks (23 yds.), one interception, three passes defended and two blocked kicks... Named to the All-ACC Second Team by both the media and coaches... Opened all 13 games of his sophomore campaign at nose tackle, recording 38 tackles (23 solo), 5.5 sacks (35 yds.), one interception (2 yds.) and one pass defended in addition to blocking two kicks... Ranked second on team in tackles for loss (14.5) and sacks (5.5)... Tallied five tackles and blocked two kicks vs. Ole Miss in the Music City Bowl (12/30).

PERSONAL: Gotsis attended Kew High School in Abbotsford, Victoria, Australia... Competed in Australian Rules Football for eight years before playing American Rules Football in the Gridiron Victoria (club league with 13 teams across the state of Victoria) for the Monash Warriors in Melbourne... Recorded a team-high 12.5 sacks and earned league MVP honors in 2010... Majored in Business Administration at Georgia Tech... Became the highest-drafted Australian-born player in NFL history... Adam Gotsis was born on Sept. 23, 1992, in Melbourne, Victoria, Australia.

GOTSIS' REGULAR SEASON RECORD

Year	Club	G	S	UT	A	TT	S-Yds.	I-Yds.	PD	FF	FR	TD-Int.	TD-FR	S	Pts.
2016	Denver	16	0	5	9	14	0-0	0-0	1	0	1	0	0	0	0
2017	Denver	16	13	28	13	41	0-0	0-0	4	0	1	0	0	0	0
CAREER TOTALS		32	13	33	22	55	0-0	0-0	5	0	2	0	0	0	0

ADDITIONAL STATISTICS: Blocked one field goal vs. New York Giants, 10/15/17.

GOTSIS' SINGLE-GAME HIGHS

(Postseason in parentheses)

Tackles — 6 at Indianapolis, 12/14/17 (none). **Sacks** — 1, twice, last vs. New York Jets, 12/10/17 (none). **Sack yards** — 4 vs. New York Giants, 10/15/17 (none). **Pass defended** — 2 vs. Cincinnati, 11/19/17 (none). **Fumble recoveries** — 1, twice, last vs. New York Jets, 12/10/17 (none).

ADAM GOTSIS' CAREER GAME-BY-GAME

(Victories asterisked)

2016 DENVER (9-7)										
TACKLES										
Date	Opponent	P/S	UT	A	TT	S-Yds.	I-Yds.	PD	FF	FR
Sep 8	vs. Carolina*	P	0	0	0	0-0	0-0	0	0	0
Sep 18	vs. Indianapolis*	P	0	0	0	0-0	0-0	0	0	0
Sep 25	at Cincinnati*	P	0	2	2	0-0	0-0	0	0	0
Oct 2	at Tampa Bay*	P	0	1	1	0-0	0-0	0	0	0
Oct 9	vs. Atlanta	P	0	0	0	0-0	0-0	0	0	0
Oct 13	at San Diego	P	0	0	0	0-0	0-0	0	0	0
Oct 24	vs. Houston*	P	0	0	0	0-0	0-0	0	0	0
Oct 30	vs. San Diego*	P	0	1	1	0-0	0-0	0	0	0
Nov 6	at Oakland	P	0	1	1	0-0	0-0	0	0	0
Nov 13	at New Orleans*	P	0	1	1	0-0	0-0	0	0	0
Nov 27	vs. Kansas City	P	0	0	0	0-0	0-0	0	0	0
Dec 4	at Jacksonville*	P	1	1	2	0-0	0-0	0	0	0
Dec 11	at Tennessee	P	0	1	1	0-0	0-0	0	0	0
Dec 18	vs. New England	P	3	0	3	0-0	0-0	1	0	0
Dec 25	at Kansas City	P	0	1	1	0-0	0-0	0	0	0
Jan 1	vs. Oakland*	P	1	0	1	0-0	0-0	0	0	1
Season Totals			16/0	5	9	14	0-0	0-0	1	0

2017 DENVER (5-11)										
TACKLES										
Date	Opponent	P/S	UT	A	TT	S-Yds.	I-Yds.	PD	FF	FR
Sep 11	vs. L.A. Chargers*	P	5	0	5	0-0	0-0	0	0	0
Sep 17	vs. Dallas*	S	2	2	4	0-0	0-0	0	0	0
Sep 24	at Buffalo	S	2	1	3	0-0	0-0	1	0	0
Oct 1	vs. Oakland*	S	1	0	1	0-0	0-0	0	0	0
Oct 15	vs. N.Y. Giants	S	2	0	2	1-4	0-0	0	0	0
Oct 22	at L.A. Chargers	S	1	1	2	0-0	0-0	0	0	0
Oct 30	at Kansas City	S	1	0	1	0-0	0-0	0	0	0
Nov 5	at Philadelphia	S	2	1	3	0-0	0-0	0	0	0
Nov 12	vs. New England	S	2	2	4	0-0	0-0	0	0	0
Nov 19	vs. Cincinnati	P	1	1	2	0-0	0-0	2	0	0
Nov 26	at Oakland	P	0	0	0	0-0	0-0	0	0	0
Dec 3	at Miami	S	1	2	3	0-0	0-0	1	0	0
Dec 10	vs. N.Y. Jets*	S	3	0	3	1-0	0-0	0	0	1
Dec 14	at Indianapolis*	S	4	2	6	0-0	0-0	0	0	0
Dec 24	at Washington	S	0	0	0	0-0	0-0	0	0	0
Dec 31	vs. Kansas City	S	1	1	2	0-0	0-0	0	0	0
Season Totals			16/13	28	13	41	2-4	0-0	4	0



CHRIS HARRIS JR.

25

CORNERBACK

5-10 • 199 • 8TH YR. • KANSAS

BORN: June 18, 1989, in Bixby, Okla.

HIGH SCHOOL: Bixby (Okla.) High School

ACQUIRED: College Free Agent, 2011

NFL YEAR: 8th • YEAR WITH BRONCOS: 8th

NFL GAMES PLAYED/STARTED: 111/93 • POSTSEASON GP/GS: 8/7



HARRIS JR. AT A GLANCE:

- An eighth-year cornerback who played 111 regular-season games (93 starts) during his first seven NFL seasons with Denver, totaling 16 interceptions (378 yds.) and 70 passes defended during that span.
- Chosen as the Broncos' 2017 Walter Payton NFL Man of the Year nominee for his outstanding leadership both on the field and in the community.
- Helped Denver rank in the Top 5 in pass defense for the third consecutive season in 2017,

25's TROPHY CASE

Pro Bowls (3) 2014-16
All-Pro (First-Team) 2016
All-Pro (Second-Team) 2015

finishing his seventh campaign with 40 tackles (32 solo), two interceptions (36 yds.) and seven passes defended.

- Voted to his third consecutive Pro Bowl in 2016—one of just five undrafted cornerbacks in pro football history to make three or more Pro Bowls with his original team.
- Selected as an Associated Press First-Team All-Pro in the newly-created defensive back position in 2016 after being named a second-team All-Pro choice as a cornerback in 2015.
- Named a 2015 Broncos Community Ambassador award winner.
- Earned his first Pro Bowl selection in 2014 to become just the sixth undrafted cornerback in NFL history to accomplish that feat with his original team.
- Voted by his teammates as the recipient of the 2014 Ed Block Courage Award after coming back from a torn ACL in 2013 to start every game and ranking first in opponent quarterback rating (47.8) when targeted, according to Pro Football Focus.
- Recognized as the recipient of the Darrent Williams Good Guy Award in 2013 given annually to the Bronco who best exemplifies Williams' enthusiasm, cooperation and honesty while dealing with members of the press.
- Emerged as a regular starter for the Broncos in 2012, opening the final 12 games of the regular season and allowing the fifth-fewest receiving yards (400) and tying for the eighth-fewest completions allowed (35) in the NFL among players targeted at least 60 times.
- Recorded the longest interception return for a touchdown in Broncos history with his 98-yard pick-six at Baltimore (12/16/12).
- Played all 16 regular-season games (4 starts) and two playoff contests (1 start) as a rookie in 2011 after making Denver's active roster out of training camp.
- Named to the 2011 NFL All-Rookie Team by the PFW/PFWA and *Football Outsiders* after ranking first among NFL rookie defensive backs (fourth on the Broncos) with 65 tackles (56 solo) to go along with one interception (15 yds.), six passes defended and six special-teams stops.
- Played 50 games (41 starts) for the University of Kansas and finished his career ranked third among defensive backs with 290 tackles (197 solo) in addition to four sacks (21 yds.) and three interceptions (11 yds.).
- Entered the NFL with Denver as a college free agent on July 27, 2011.

CAREER TRANSACTIONS: Signed by Denver as a college free agent 7/27/11.



2017: Harris Jr. was selected as the Broncos' 2017 Walter Payton NFL Man of the Year nominee for his outstanding leadership both on the field and in the community... Contributed to Denver's defense finishing in the Top 5 in pass defense for the third consecutive season... Finished the season with 40 tackles (32 solo), two interceptions (36 yds.), seven passes defended and one forced fumble... Intercepted Dak Prescott and returned it 23 yards in addition to posting six solo stops vs. Dal. (9/17)... Played his 100th career game and assisted on two tackles vs. NYG (10/15)... Intercepted Jay Cutler (13 yds.) at Mia. (12/3).

2016: Harris Jr. was named a first-team All-Pro by the Associated Press in the newly created defensive back category and was voted to his third consecutive Pro Bowl... Became one of four undrafted cornerbacks in pro football history to make first-team All-Pro status with their original team... Finished the season with 63 tackles (57 solo), two interceptions (36 yds.), one forced fumble, one fumble recovery and 11 passes defended... Posted two solo tackles, one interception and three passes defended vs. Car. (9/8)... Posted seven tackles (six solo), one forced fumble and one fumble recovery... Totaled six tackles (5 solo) and one pass defended vs. S.D. (10/30)... Intercepted Blake Bortles and returned it 36 yards in addition to posting three solo tackles and two passes defended at Jac. (12/4).

2015: Harris Jr. was selected to his second consecutive Pro Bowl and named a second-team All-Pro by the Associated Press after starting all 16 regular-season games and finishing with 58 tackles (49 solo), two interceptions (94 yds.) and six passes defended... Tallied 14 tackles (12 solo), two passes defended and one sack (4 yds.) in Denver's three postseason contents... Intercepted Raiders QB Derek Carr at Oak. (10/11) and returned it 74 yards for a touchdown—the seventh longest such play in team history... Posted three solo tackles and one pass defended in Denver's AFC Divisional Playoff Game vs. Pit. (1/17)... Recorded six tackles

HARRIS JR. GOES FROM UNDRAFTED TO PRO BOWLER

UNDRAFTED CORNERBACKS TO MAKE MULTIPLE PRO BOWLS WITH THEIR ORIGINAL TEAM, NFL HISTORY

Player	Team	Rookie Yr.	Pro Bowls w/original team
Cornell Green	Dallas	1962	5 (1967-69, '71-'72)*
Emmitt Thomas	Kansas City	1966	5 (1968, '71-'72, '74-'75)*
Robert James	Buffalo	1969	3 (1972-'74)
Everson Walls	Dallas	1981	4 (1981-83, '85)
Chris Harris Jr.	Denver	2011	3 (2014-16)

*Named an AFL All-Star before being selected to the Pro Bowl

HARRIS JR. RECORDS MULTIPLE PICKS IN SIX STRAIGHT SEASONS

NFL PLAYERS WITH MULTIPLE INTERCEPTIONS IN EACH OF THE LAST SIX SEASONS

Players	Team(s)	Pos.
Chris Harris Jr.	Denver	CB
Richard Sherman	Seattle	CB
Glover Quin	Hou./Det.	S

(4 solo) and one pass defended in Denver's AFC Championship Game vs. N.E. (1/24)... Notched five solo tackles and one sack (4 yds.) in Denver's Super Bowl 50 victory vs. Car. (2/7).

2014: Harris Jr. started all 16 regular-season games for the first time in his career, earning his first Pro Bowl selection just months after having ACL surgery... Became just the sixth undrafted cornerback in pro football history to make a Pro Bowl with his original team... Selected as the Broncos' 2014 Ed Block Courage Award winner for his commitment to the principles of sportsmanship and courage... Totaled 55 tackles (51 solo), three interceptions (52 yds.), a team-high 17 passes defended, one forced fumble and one fumble recovery... Ranked first among all cornerbacks for opponent quarterback rating (47.8) and did not allow a single touchdown according to Pro Football Focus... Posted a career-high four passes defended vs. Ari. (10/5)... Recorded his first career fumble recovery at Oak. (11/9) and his first career forced fumble vs. Mia. (11/23).

2013: Harris Jr. played all 16 regular-season games (15 starts) and matched his career high with 65 tackles to rank second among Broncos defensive backs... Tied for the team lead with three interceptions and set a new career mark with 14 pass breakups... Saw action in one playoff game for the Broncos before a season-ending knee injury... Became the first Bronco since Champ Bailey in 2009 to record interceptions in back-to-back games when he picked off a pass from Eli Manning in the fourth quarter at NYG (9/15)... Led the team with a career-best 11 tackles vs. Jac. (10/13)... Tied for the team lead with six tackles and added a career-best three pass breakups at K.C. (12/1)... Suffered a torn ACL in Denver's AFC Divisional Playoff Game vs. S.D. (1/12) and was placed on injured reserve on Jan. 14.

2012: Harris Jr. played 15 games (12 starts) in the regular season and tied for the team lead with three interceptions—two of them returned for touchdowns—and nine passes defended... Added 61 tackles (51 solo) and 2.5 sacks (17.5 yds.) as one of just two defensive backs in the NFL to post multiple interceptions and sacks... Ranked fifth in the NFL in receiving yards allowed (400) and tied for the eighth-fewest completions (35) allowed among players with at least 60 defensive targets... Finished fifth in the league with his 144 interception return yards to represent the fourth-highest single-season total in franchise history... Missed Denver's Week 2 contest at Atl. (9/17) with an ankle injury... Recorded his first career multiple-interception game and his first career touchdown on a 46-yard interception return to cap Denver's 24-point comeback at S.D. (10/15)... Sacked Panthers quarterback Cam Newton and led the Broncos with seven tackles while seeing time at outside cornerback, nickel corner, and safety at Car. (11/11)... Intercepted Ravens quarterback Joe Flacco and returned it for a franchise-record 98 yards for a touchdown at Bal. (12/16)... Tied a franchise postseason record with four pass breakups in Denver's AFC Divisional Playoff Game vs. Bal. (1/12).

2011: Harris Jr., who entered the NFL with Denver as a college free agent on July 27, played all 16 regular-season games (4 starts) as a rookie and finished fifth on the club (first among NFL rookie defensive backs) with 65 tackles (56 solo) to go along with one interception (15 yds.) and six passes defended... Ranked fifth on the Broncos with six special-teams stops... Played in both of Denver's postseason contests, including a start in the AFC Divisional Playoff Game at N.E. (1/14), and tied for third on the team with 13 tackles (7 solo)... Named to the 2011 NFL All-Rookie Team by the PFW/PFWA and *Football Outsiders*.

COLLEGE: Harris Jr. finished his career at the University of Kansas ranked third among defensive backs with 290 tackles (197 solo) and added four sacks (21 yds.) and three interceptions (11 yds.) for the Jayhawks... Played 50 career games (41 starts), seeing time at cornerback and safety... Named KU Defensive Back of the Year as a senior and was selected as the co-recipient of Kansas' Don FamBrough Award for unselfishness following his junior campaign... Opened 10 games as a true freshman for Kansas in 2007 and was tabbed as the Big 12 Conference Newcomer of the Year in addition to receiving honorable mention Freshman All-American recognition.

PERSONAL: Harris Jr. attended Bixby (Okla.) High School, where he was an all-state defensive back and was named district player of the year as a senior in 2006... Lettered in basketball and track and was a member of the academic state champion teams during his final two prep seasons... Majored in social psychology at Kansas... Started the Chris Harris Jr. Foundation to support "underdogs"—individuals, particularly children, who are at a disadvantage because of circumstances beyond their control... Holds a free Underdog Football Skills Academy in Denver as well as his hometown of Tulsa, Okla... Volunteers with his wife Leah in the Big Brothers Big Sisters program... Named the 2013 winner of the Darrent Williams Good Guy Award, an award given for accountability and accessibility in the day-to-day workings of the season presented by the Denver chapter of the Pro Football Writers of America... Chris Harris Jr. was born on June 18, 1989, in Bixby, Okla.

HARRIS JR. BREAKS OUT IN 2014

LOWEST OPPONENT QB RATING, NFL, 2014 (SOURCE: PRO FOOTBALL FOCUS)

Player	Rec.	Yds.	Rtg.
1. Chris Harris Jr., Den.	46	356	47.8
2. Richard Sherman, Sea.	31	422	48.4
3. Aqib Talib, Den.	55	578	72.2
4. Darrelle Revis, N.E.	41	557	72.6
5. Desmond Trufant, Atl.	54	649	74.0

HARRIS JR.'S REGULAR SEASON RECORD

Year	Club	G	S	UT	A	TT	S-Yds.	I-Yds.	PD	FF	FR	TD-Int.	TD-FR	S	Pts.
2011	Denver	16	4	56	9	65	0-0	1-15	6	0	1	0	0	0	0
2012	Denver	15	12	51	10	61	2.5-17.5	3-144	9	0	1	2	0	0	12
2013	Denver	16	15	58	7	65	0-0	3-1	14	0	0	0	0	0	0
2014	Denver	16	16	51	4	55	1-2	3-52	17	1	1	0	0	0	0
2015	Denver	16	16	49	9	58	0-0	2-94	6	2	0	1	0	0	6
2016	Denver	16	15	57	6	63	0-0	2-36	11	1	1	0	0	0	0
2017	Denver	16	15	32	8	40	0-0	2-36	7	1	0	0	0	0	0
CAREER TOTALS		111	93	354	53	357	3.5-19.5	16-378	70	5	4	3	0	0	18

ADDITIONAL STATISTICS: Special-teams tackles — 2011 (6), TOTAL (6). Special-teams FR — 2011 (1), 2012 (1), TOTAL (2).

HARRIS JR.'S POSTSEASON RECORD

Year	Club	G	S	UT	A	TT	S-Yds.	I-Yds.	PD	FF	FR	TD-Int.	TD-FR	S	Pts.
2011	Denver	2	1	7	6	13	0-0	0-0	0	0	0	0	0	0	0
2012	Denver	1	1	3	0	3	0-0	0-0	4	0	0	0	0	0	0
2013	Denver	1	1	2	0	2	0-0	0-0	1	0	0	0	0	0	0
2014	Denver	1	1	3	0	3	0-0	0-0	1	0	0	0	0	0	0
2015	Denver	3	3	12	2	14	1-4	0-0	2	0	0	0	0	0	0
CAREER TOTALS		8	7	27	8	35	1-4	0-0	8	0	0	0	0	0	0

HARRIS JR.'S SINGLE GAME HIGHS

(Postseason in parentheses)

Tackles — 11 vs. Jacksonville, 10/13/13 (8 at New England, 1/14/12). **Interceptions** — 2 at San Diego, 10/15/12 (none). **Interception return yards** — 98 at Baltimore, 12/16/12 (none). **Passes defended** — 4, twice, last, vs. Arizona, 10/5/14 (4 vs. Baltimore, 1/12/13). **Sacks** — 1, three times, last vs. Buffalo, 12/7/14 (1 vs. Carolina, 2/7/16). **Sack yards** — 11 vs. Oakland, 9/30/12 (4 vs. Carolina, 2/7/16). **Forced fumbles** — 1, five times, last at Indianapolis, 12/14/17 (none). **Fumble recoveries** — 1, four times, last vs. Houston, 10/24/16 (none).

CHRIS HARRIS JR.'S CAREER BY-GAME

(Victories asterisked)

2011 DENVER (8-8)			TACKLES								
Date	Opponent	P/S	UT	A	TT	S-Yds.	I-Yds	PD	FF	FR	
Sep 12	vs. Oakland	P	0	0	0	0-0	0-0	0	0	0	
Sep 18	vs. Cincinnati*	P	0	0	0	0-0	0-0	0	0	0	
Sep 25	at Tennessee	P	0	0	0	0-0	0-0	0	0	0	
Oct 2	at Green Bay	P	2	2	4	0-0	0-0	0	0	0	
Oct 9	vs. San Diego	P	0	0	0	0-0	0-0	0	0	0	
Oct 23	at Miami*	P	0	0	0	0-0	0-0	2	0	0	
Oct 30	vs. Detroit	S	6	3	9	0-0	0-0	0	0	0	
Nov 6	at Oakland*	S	8	2	10	0-0	1-15	1	0	0	
Nov 13	at Kansas City*	P	8	0	8	0-0	0-0	1	0	0	
Nov 17	vs. N.Y. Jets*	P	3	0	3	0-0	0-0	0	0	0	
Nov 27	at San Diego*	P	4	1	5	0-0	0-0	0	0	0	
Dec 4	at Minnesota*	S	4	0	4	0-0	0-0	0	0	0	
Dec 11	vs. Chicago*	P	2	0	2	0-0	0-0	1	0	0	
Dec 18	vs. New England	S	9	0	9	0-0	0-0	0	0	0	
Dec 24	at Buffalo	P	7	1	8	0-0	0-0	0	0	0	
Jan 1	vs. Kansas City	P	3	0	3	0-0	0-0	1	0	0	
Regular Season Totals			16/4	56	9	65	0-0	1-15	6	0	0
Jan 8	vs. Pittsburgh*§	P	4	1	5	0-0	0-0	0	0	0	
Jan 14	at New England†	S	3	5	8	0-0	0-0	0	0	0	
Postseason Totals			2/1	7	6	13	0-0	0-0	0	0	0

†AFC Wild Card Game; †AFC Divisional Playoff Game

2012 DENVER (13-3)			TACKLES								
Date	Opponent	P/S	UT	A	TT	S-Yds.	I-Yds.	PBU	FF	FR	
Sep 9	vs. Pittsburgh*	P	3	1	4	0.5-3.5	0-0	0	0	0	
Sep 17	at Atlanta	INACTIVE									
Sep 23	vs. Houston	P	4	0	4	0-0	0-0	1	0	0	
Sep 30	vs. Oakland*	P	3	0	3	1-11	0-0	0	0	0	
Oct 7	at New England	S	4	3	7	0-0	0-0	0	0	0	
Oct 15	at San Diego*	S	4	0	4	0-0	2-46	2	0	0	
Oct 28	vs. New Orleans*	S	2	1	3	0-0	0-0	2	0	0	
Nov 4	at Cincinnati*	S	4	2	6	0-0	0-0	1	0	0	
Nov 11	at Carolina*	S	6	1	7	1-3	0-0	0	0	0	
Nov 18	vs. San Diego*	S	3	0	3	0-0	0-0	2	0	0	
Nov 25	at Kansas City*	S	1	1	2	0-0	0-0	0	0	0	
Dec 2	vs. Tampa Bay*	S	5	1	6	0-0	0-0	2	0	0	
Dec 6	at Oakland*	S	1	0	1	0-0	0-0	0	0	0	
Dec 16	at Baltimore*	S	1	0	1	0-0	1-98	1	0	0	
Dec 23	vs. Cleveland*	S	8	0	8	0-0	0-0	0	0	0	
Dec 30	vs. Kansas City*	S	2	0	2	0-0	0-0	1	0	0	
Regular Season Totals			15/12	51	10	61	2.5-17.5	3-144	12	0	0
Jan 12	vs. Baltimore†	S	3	0	3	0-0	0-0	4	0	0	
Postseason Totals			1/1	3	0	3	0-0	0-0	4	0	0
†AFC Divisional Playoff Game											

†AFC Divisional Playoff Game

2013 DENVER (13-3)			TACKLES								
Date	Opponent	P/S	UT	A	TT	S-Yds.	I-Yds.	PBU	FF	FR	
Sep 5	vs. Baltimore*	S	3	0	3	0-0	1-0	1	0	0	
Sep 15	at N.Y. Giants	S	5	1	6	0-0	1-0	2	0	0	
Sep 23	vs. Oakland*	S	4	1	5	0-0	0-0	0	0	0	
Sep 29	vs. Philadelphia*	S	1	0	1	0-0	0-0	0	0	0	
Oct 6	at Dallas*	S	4	0	4	0-0	0-0	0	0	0	
Oct 13	vs. Jacksonville*	P	10	1	11	0-0	0-0	0	0	0	
Oct 20	at Indianapolis*	S	5	2	7	0-0	0-0	1	0	0	
Oct 27	vs. Washington*	S	3	0	3	0-0	1-1	2	0	0	
Nov 10	at San Diego*	S	5	0	5	0-0	0-0	2	0	0	
Nov 17	vs. Kansas City*	S	3	0	3	0-0	0-0	0	0	0	
Nov 24	at New England	S	3	1	4	0-0	0-0	0	0	0	
Dec 1	at Kansas City*	S	6	0	6	0-0	0-0	3	0	0	
Dec 8	vs. Tennessee*	S	1	0	1	0-0	0-0	0	0	0	
Dec 12	vs. San Diego	S	0	0	0	0-0	0-0	0	0	0	
Dec 22	at Houston*	S	3	1	4	0-0	0-0	2	0	0	
Dec 29	at Oakland*	S	2	0	2	0-0	0-0	0	0	0	
Regular Season Totals			16/15	58	7	65	0-0	3-1	13	0	0
Jan 12	vs. San Diego*†	S	2	0	2	0-0	0-0	1	0	0	
PLACED ON INJURED RESERVE (KNEE) ON JAN. 14											
Postseason Totals			1/1	2	0	2	0-0	0-0	1	0	0

†AFC Divisional Playoff Game

2014 DENVER (12-4)			TACKLES							
Date	Opponent	P/S	UT	A	TT	S-Yds.	I-Yds	PD	FF	FR
Sep 7	vs. Indianapolis*	S	3	0	3	0-0	0-0	2	0	0
Sep 14	vs. Kansas City*	S	6	0	6	0-0	0-0	1	0	0
Sep 21	at Seattle	S	2	1	3	0-0	1-13	1	0	0
Oct 5	vs. Arizona*	S	2	0	2	0-0	0-0	4	0	0
Oct 12	at N.Y. Jets*	S	1	0	1	0-0	0-0	0	0	0
Oct 19	vs. San Francisco*	S	3	0	3	0-0	0-0	1	0	0
Oct 23	vs. San Diego*	S	3	1	4	0-0	1-1	1	0	0
Nov 2	at New England	S	5	0	5	0-0	0-0	0	0	0
Nov 9	at Oakland*	S	4	0	4	0-0	0-0	1	0	1
Nov 16	at St. Louis	S	2	0	2	0-0	0-0	0	0	0
Nov 23	vs. Miami*	S	5	0	5	0-0	0-0	1	1	0
Nov 30	at Kansas City*	S	2	0	2	0-0	0-0	1	0	0
Dec 7	vs. Buffalo*	S	5	0	5	1-2	1-38	1	0	0
Dec 14	at San Diego*	S	4	0	4	0-0	0-0	1	0	0
Dec 22	at Cincinnati	S	3	1	4	0-0	0-0	1	0	0
Dec 28	vs. Oakland*	S	1	1	2	0-0	0-0	1	0	0
Regular Season Totals		16/16	51	4	55	1-2	3-52	17	1	1
Jan 11	vs. Indianapolis†	S	3	0	3	0-0	0-0	1	0	0
Postseason Totals		1/1	3	0	3	0-0	0-0	1	0	0
†AFC Divisional Playoff Game										

†AFC Divisional Playoff Game

2015 DENVER (12-4)			TACKLES							
Date	Opponent	P/S	UT	A	TT	S-Yds.	I-Yds.	PD	FF	FR
Sept 13	vs. Baltimore*	S	3	0	3	0-0	0-0	0	0	0
Sept 17	at Kansas City*	S	4	0	4	0-0	1-20	1	0	0
Sept 27	at Detroit*	S	2	0	2	0-0	0-0	0	0	0
Oct 4	vs. Minnesota*	S	6	2	8	0-0	0-0	0	0	0
Oct 11	at Oakland*	S	3	1	4	0-0	1-74	2	0	0
Oct 18	at Cleveland*	S	3	0	3	0-0	0-0	0	0	0
Nov 1	vs. Green Bay*	S	3	2	5	0-0	0-0	0	1	0
Nov 8	at Indianapolis	S	2	1	3	0-0	0-0	0	0	0
Nov 15	vs. Kansas City	S	3	1	4	0-0	0-0	0	0	0
Nov 22	at Chicago*	S	3	0	3	0-0	0-0	0	0	0
Nov 29	vs. New England*	S	2	0	2	0-0	0-0	0	0	0
Dec 6	at San Diego*	S	2	0	2	0-0	0-0	0	1	0
Dec 13	vs. Oakland	S	4	0	4	0-0	0-0	1	0	0
Dec 20	at Pittsburgh	S	3	2	5	0-0	0-0	0	0	0
Dec 28	vs. Cincinnati*	S	5	0	5	0-0	0-0	1	0	0
Jan 3	vs. San Diego*	S	1	0	1	0-0	0-0	1	0	0
Season Totals		16/16	49	9	58	0-0	2-94	6	2	0
Jan 17	vs. Pittsburgh*†	S	3	0	3	0-0	0-0	1	0	0
Jan 24	vs. New England*#	S	4	2	6	0-0	0-0	1	0	0
Feb 7	vs. Carolina*\$	S	5	0	5	1-4	0-0	0	0	0
Postseason Totals		3/3	12	2	14	1-4	0-0	2	0	0

†AFC Divisional Playoff Game; #AFC Championship Game; \$Super Bowl 50

2016 DENVER (9-7)			TACKLES								
Date	Opponent	P/S	UT	A	TT	S-Yds.	I-Yds.	PD	FF	FR	
Sep 8	vs. Carolina*	S	2	0	2	0-0	1-0	3	0	0	
Sep 18	vs. Indianapolis*	S	3	0	3	0-0	0-0	1	0	0	
Sep 25	at Cincinnati*	S	4	1	5	0-0	0-0	1	0	0	
Oct 2	at Tampa Bay*	S	4	0	4	0-0	0-0	0	0	0	
Oct 9	vs. Atlanta	S	4	1	5	0-0	0-0	1	0	0	
Oct 13	at San Diego	S	6	0	6	0-0	0-0	0	0	0	
Oct 24	vs. Houston*	S	6	1	7	0-0	0-0	0	1	1	
Oct 30	vs. San Diego*	S	5	1	6	0-0	0-0	1	0	0	
Nov 6	at Oakland	S	4	0	4	0-0	0-0	0	0	0	
Nov 13	at New Orleans*	S	2	0	2	0-0	0-0	1	0	0	
Nov 27	vs. Kansas City	S	5	0	5	0-0	0-0	1	0	0	
Dec 4	at Jacksonville*	S	3	0	3	0-0	1-36	2	0	0	
Dec 11	at Tennessee	S	2	0	2	0-0	0-0	0	0	0	
Dec 18	vs. New England	S	1	1	2	0-0	0-0	0	0	0	
Dec 25	at Kansas City	S	3	1	4	0-0	0-0	0	0	0	
Jan 1	vs. Oakland*	P	1	0	1	0-0	0-0	0	0	0	
Season Totals			16/15	57	6	63	0-0	2-36	11	1	1

2017 DENVER (5-11)			TACKLES								
Date	Opponent	P/S	UT	A	TT	S-Yds.	I-Yds.	PD	FF	FR	
Sep 11	vs. L.A. Chargers*	S	1	0	1	0-0	0-0	1	0	0	
Sep 17	vs. Dallas*	S	6	0	6	0-0	1-23	2	0	0	
Sep 24	at Buffalo	S	3	0	3	0-0	0-0	0	0	0	
Oct 1	vs. Oakland*	S	3	2	5	0-0	0-0	1	0	0	
Oct 15	vs. N.Y. Giants	S	0	2	2	0-0	0-0	0	0	0	
Oct 22	at L.A. Chargers	S	2	1	3	0-0	0-0	0	0	0	
Oct 30	at Kansas City	P	1	1	2	0-0	0-0	0	0	0	
Nov 5	at Philadelphia	S	2	0	2	0-0	0-0	1	0	0	
Nov 12	vs. New England	S	5	0	5	0-0	0-0	0	0	0	
Nov 19	vs. Cincinnati	S	1	0	1	0-0	0-0	0	0	0	
Nov 26	at Oakland	S	2	1	3	0-0	0-0	0	0	0	
Dec 3	at Miami	S	1	1	2	0-0	1-13	1	0	0	
Dec 10	vs. N.Y. Jets*	S	1	0	1	0-0	0-0	1	0	0	
Dec 14	at Indianapolis*	S	2	0	2	0-0	0-0	0	1	0	
Dec 24	at Washington	S	1	0	1	0-0	0-0	0	0	0	
Dec 31	vs. Kansas City	S	1	0	1	0-0	0-0	0	0	0	
Season Totals			16/15	32	8	40	0-0	2-36	7	1	0



SHELBY HARRIS

96

DEFENSIVE END

6-2 • 290 • 4TH YR. • ILLINOIS STATE

BORN: Aug. 11, 1991, in Milwaukee

HIGH SCHOOL: Homestead High School, Mequon, Wisc.

ACQUIRED: Free Agent, 2017

NFL YEAR: 4th • YEAR WITH BRONCOS: 2nd

NFL GAMES PLAYED/STARTED: 24/6



HARRIS AT A GLANCE:

- A fourth-year defensive end who played 24 games (6 starts) with Oakland (2014-15) and Denver (2017) in addition to spending time on practice squads with the Raiders (2014-15) and Cowboys (2016).
- Recorded 48 tackles (32 solo), 6.5 sacks (42 yds.), three passes defended and one blocked kick during his first three NFL campaigns.
- Produced his best season as a pro with Denver in 2017, playing all 16 games (6 starts) for the first time in his career and ranking second on the team with 5.5 sacks (33.0 yds.).
- Posted 14 tackles (10 solo) and one sack (9 yds.) in eight games with Oakland from 2014-15.
- Totaled 173 tackles (72 solo), 14 sacks, one forced fumble, four fumble recoveries, one interception and five passes defended during his three seasons at Illinois State University.
- Joined the Broncos as a free agent on Jan. 25, 2017.
- Selected by Oakland in the seventh round (235th overall) of the 2014 NFL Draft.

CAREER TRANSACTIONS: Signed by Oakland as a draft choice 5/20/14; Waived by Oakland 9/18/14; Signed by Oakland (practice squad) 9/20/14; Signed by Oakland (active roster) 12/24/14; Waived by Oakland 9/5/15; Signed by Oakland (practice squad) 9/8/15; Signed by Oakland (active roster) 10/24/15; Waived by Oakland 10/31/15; Signed by Oakland (practice squad) 11/3/15; Signed by Oakland (active roster) 11/19/15; Waived by Oakland 5/16/16; Signed by N.Y. Jets 6/1/16; Waived by N.Y. Jets 8/28/16; Signed by Dallas (practice squad) 12/22/16; Waived by Dallas 1/10/17; Signed by Denver 1/25/17.



2017: Harris played all 16 games (6 starts) for the first time in his career and ranked second on the Broncos with 5.5 sacks (33.0 yds.)... Added 34 tackles (22 solo), three passes defended and one blocked field goal... Made his first career start and blocked a potential game-tying field goal with :05 seconds remaining vs. LAC (9/11)... Made two tackles (1 solo) and sacked Tyrod Taylor for five yards at Buf. (9/24)... Sacked Derek Carr for four yards vs. Oak. (10/1)... Tallied three tackles (1 solo) and 0.5 sacks (2 yds.) at Oak. (11/26)... Sacked Jay Cutler (6 yds.) and made four tackles (3 solo) at Mia. (12/3)... Sacked Patrick Mahomes (8 yds.) and added two solo tackles vs. K.C. (12/31).

2016: Harris competed in training camp with the N.Y. Jets and spent three weeks competing on Dallas' practice squad.

2015: Harris played seven games with Oakland in addition to competing on the club's practice squad... Recorded 12 tackles (9 solo) and one sack (9 yds.)... Made his season-debut at S.D. (10/25)... Posted five solo tackles vs. G.B. (12/20)... Notched his first career sack (9 yds.) at K.C. (1/3).

2014: Selected by Oakland in the seventh round (235th overall) of the 2014 NFL Draft, Harris appeared in one contest with the Raiders after spending the first 16 weeks of the season on the team's practice squad... Made his NFL debut in the season finale at Den. (12/28) and made two tackles (1 solo).

COLLEGE: Harris played three years at Illinois State University after transferring from the University of Wisconsin following his freshman season, seeing action in 33 games (27 starts)... Totaled 173 tackles (72 solo), 14 sacks, one forced fumble, four fumble recoveries, one interception and five passes defended... Started all 13 games as a senior, earning first-team All-Missouri Valley Football Conference honors after posting 85 tackles (30 solo), seven sacks (38 yds.), one interception, three passes defended, one forced fumble and three fumble recoveries.

PERSONAL: Harris attended Homestead High School in Mequon, Wisc., where he was a *Milwaukee Journal Sentinel* all-area selection and Area Player of the Year as a senior... Finished his senior season with 87 tackles, seven sacks, two forced fumbles and one fumble recovery... Shelby Harris was born on Aug. 11, 1991, in Milwaukee.

HARRIS' REGULAR SEASON RECORD

Year	Club	G	S	UT	A	TT	S-Yds.	I-Yds.	PD	FF	FR	TD-Int.	TD-FR	S	Pts.
2014	Oakland	1	0	1	1	2	0-0	0-0	0	0	0	0	0	0	0
2015	Oakland	7	0	9	3	12	1-9	0-0	0	0	0	0	0	0	0
2016	NYJ/Dal.	PRACTICE SQUAD													
2017	Denver	16	6	22	12	34	5.5-33	0-0	3	0	0	0	0	0	0
CAREER TOTALS		24	6	32	16	48	6.5-42	0-0	3	0	0	0	0	0	0

ADDITIONAL STATISTICS: Blocked a field goal vs. L.A. Chargers, 9/11/17

HARRIS' SINGLE-GAME HIGHS

(Postseason in parentheses)

Tackles — 5 vs. Green Bay, 12/20/15 (none). **Sacks** — 1, 6x, last vs. Kansas City, 12/31/17. **Sack yards** — 9 at Kansas City, 1/3/16. **Pass defended** — 1, 3x, last vs. New York Jets, 12/10/17.

SHELBY HARRIS' CAREER GAME-BY-GAME

(Victories asterisked)

2014 OAKLAND (3-13)											
TACKLES											
Date	Opponent	P/S	UT	A	TT	S-Yds.	I-Yds.	PD	FF	FR	
Games 1-15											
Dec 28	at Denver	P	1	1	2	0-0	0-0	0	0	0	
Regular Season Totals											
		1/0	1	1	2	0-0	0-0	0	0	0	
2015 OAKLAND (7-9)											
TACKLES											
Date	Opponent	P/S	UT	A	TT	S-Yds.	I-Yds.	PD	FF	FR	
Games 1-6											
Oct 25	at San Diego*	P	2	1	3	0-0	0-0	0	0	0	
WAIVED BY OAKLAND OCT. 31 / SIGNED BY OAKLAND (PRACTICE SQUAD) NOV. 3											
SIGNED BY OAKLAND NOV. 19											
Nov 22	at Detroit	P	0	0	0	0-0	0-0	0	0	0	
Nov 29	at Tennessee*	P	0	0	0	0-0	0-0	0	0	0	
Dec 6	vs. Kansas City	P	1	0	1	0-0	0-0	0	0	0	
Dec 13	at Denver*										
Dec 20	vs. Green Bay	P	5	0	5	0-0	0-0	0	0	0	
Dec 24	vs. San Diego*	P	0	0	0	0-0	0-0	0	0	0	
Jan 3	at Kansas City	P	2	1	3	1-9	0-0	0	0	0	
Regular Season Totals		16/0	9	5	14	1-9	0-0	0	1	0	

2017 DENVER (5-11)			TACKLES							
Date	Opponent	P/S	UT	A	TT	S-Yds.	I-Yds.	PD	FF	FR
Sep 11	vs. L.A. Chargers*	S	0	2	2	0-0	0-0	0	0	0
Sep 17	vs. Dallas*	P	0	1	1	0-0	0-0	0	0	0
Sep 24	at Buffalo	P	1	1	2	1-5	0-0	0	0	0
Oct 1	vs. Oakland*	P	1	0	1	1-4	0-0	0	0	0
Oct 15	vs. N.Y. Giants	P	2	1	3	0-0	0-0	1	0	0
Oct 22	at L.A. Chargers	P	2	0	2	0-0	0-0	0	0	0
Oct 30	at Kansas City	P	3	0	3	0-0	0-0	0	0	0
Nov 5	at Philadelphia	P	3	0	3	0-0	0-0	1	0	0
Nov 12	vs. New England	P	1	1	2	0-0	0-0	0	0	0
Nov 19	vs. Cincinnati	P	1	0	1	0-0	0-0	0	0	0
Nov 26	at Oakland	P	1	2	3	0.5-2	0-0	0	0	0
Dec 3	at Miami	S	3	1	4	1-6	0-0	0	0	0
Dec 10	vs. N.Y. Jets*	S	1	1	2	1-8	0-0	1	0	0
Dec 14	at Indianapolis*	S	0	2	2	0-0	0-0	0	0	0
Dec 24	at Washington	S	1	0	1	0-0	0-0	0	0	0
Dec 31	vs. Kansas City	S	2	0	2	1-8	0-0	0	0	0
Season Totals		16/6	22	12	34	5.5-33	0-0	3	0	0



DE'ANGELO HENDERSON SR. 33

RUNNING BACK

5-7 • 208 • 2ND YR. • COASTAL CAROLINA

BORN: Nov. 24, 1992, in Summerville, S.C.

HIGH SCHOOL: Summerville (S.C.) High School

ACQUIRED: Draft #6 (203rd overall), 2017

NFL YEAR: 2nd • YEAR WITH BRONCOS: 2nd

NFL GAMES PLAYED/STARTED: 5/0



HENDERSON SR. AT A GLANCE:

- A second-year running back who appeared in five games with Denver as a rookie in 2017, rushing seven times for 13 yards (1.9 avg.) and catching two passes for 36 yards (18.0 avg.) with one touchdown.
- Started 39-of-50 games played at Coastal Carolina University, rushing 721 times for 4,635 yards (6.5. avg.) with 58 touchdowns.
- Set an NCAA Division I record by scoring a touchdown in 35 consecutive games (58 total touchdowns), spanning every game he appeared in during the 2014-16 seasons.
- Selected by the Broncos in the sixth round (203rd overall) of the 2017 NFL Draft.

CAREER TRANSACTIONS: Signed by Denver as a draft choice 5/10/17.



2017: Selected in the sixth round of the 2017 NFL Draft (203rd overall), Henderson played five games with Denver as a rookie... Rushed seven times for 13 yards (1.9 avg.) and caught two passes for 36 yards (18.0 avg.) with one touchdown... Contributed two special-teams tackles and returned two kickoffs for 59 yards (29.5 avg.)... Made his NFL debut on special teams vs. LAC (9/11)... Saw action on special teams vs. Dal. (9/17)... Was inactive in Games 4-14... Rushed five times for 15 yards (3.0 avg.) and caught a 29-yard touchdown pass vs. K.C. (12/31).

COLLEGE: Henderson started 39-of-50 games played at Coastal Carolina University, rushing 721 times for 4,635 yards (6.5. avg.) with 58 touchdowns... Set the NCAA Division I record by scoring at least one touchdown in 35 consecutive games (58 total scores)... Rushed 183 times for 1,156 yards (6.3 avg.) with 16 touchdowns as a senior in addition to catching 20 passes for 190 yards (9.5 avg.) with two scores... Rushed for more than 100 yards in seven contests, ranking fourth in rushing yards per game (128.4) and fifth in total touchdowns (19) nationally... Started all 12 games as a junior, finishing with 222 rushes for 1,346 yards (6.1 avg.) with 16 touchdowns... Added 40 receptions for 403 yards (10.1 avg.) with three touchdowns... Named the Big South Conference Offensive Player of the Year and received recognition on the conference's first team.... Broke the NCAA FCS record for consecutive games with at least one touchdown (26)... Posted a career-best 1,534 rushing yards on 234 carries (6.6 avg.) with 20 touchdowns as a sophomore in addition to catching 33 passes for 289 yards (8.8 avg.)... Named a first-team All-Big South Conference selection after leading the league in rushing yards per game (109.6), total rushing yards (1,534) and rushing scores (20).

PERSONAL: Henderson was named a finalist for South Carolina's 2010 Mr. Football as a senior at Summerville (S.C.) High School... Voted as the Class 4A Running Back of the Year by the South Carolina Coaches Association, leading the state in rushing yards (2,345) while scoring 27 touchdowns... Finished as his school's all-time leading rusher with 4,661 yards to go along with 53 career touchdowns... De'Angelo Henderson Sr. was born on Nov. 24, 1992, in Summerville, S.C.

HENDERSON SR.'S REGULAR SEASON RECORD

Year	Club	G	S	No.	RUSHING				No.	RECEIVING				TD	TDr	TDp	TDrt	2pt	Pts.
					Yds.	Avg.	LG	TD		Yds.	Avg.	LG	TD						
2017	Denver	5	0	7	13	1.9	5	0	2	36	18.0	29t	1	1	1	0	0	0	6
CAREER TOTALS		5	0	7	13	1.9	5	0	2	36	18.0	29t	1	1	1	0	0	0	6

ADDITIONAL STATISTICS: Special-teams Tackles— 2017 (2), TOTAL (2). Kickoff returns— 2017 (2 for 59 yards, 29.5 avg., 32 LG, 0 TD), TOTAL (2 for 59 yards, 29.5 avg., 32 LG, 0 TD).

DE'ANGELO HENDERSON SR.'S CAREER GAME-BY-GAME

(Victories asterisked)

2017 DENVER (5-11)			RUSHING						RECEIVING				SCORING	
Date	Opponent	P/S	No.	Yds.	Avg.	LG	TD	No.	Yds.	Avg.	LG	TD	2pt.	Pts.
Sep 11	vs. L.A. Chargers*	P	0	0	—	—	0	0	0	—	—	0	0	0
Sep 17	vs. Dallas*	P	0	0	—	—	0	0	0	—	—	0	0	0
Sep 24	at Buffalo	P	1	1	1.0	1	0	0	0	—	—	0	0	0
Games 4-14														
Dec 24	at Washington	P	1	-3	-3.0	-3	0	1	7	7.0	7	0	0	0
Dec 31	vs. Kansas City	P	5	15	3.0	5	0	1	29	29.0	29t	1	0	6
Season Totals		5/0	7	13	1.9	5	0	2	36	18.0	29t	1	0	6



CARLOS HENDERSON

11

WIDE RECEIVER

5-11 • 199 • 2ND YR. • LOUISIANA TECH

BORN: Dec. 19, 1994, in New Orleans

HIGH SCHOOL: McDonogh 35 High School, New Orleans

ACQUIRED: Draft #3a (82nd overall), 2017

NFL YEAR: 2nd • YEAR WITH BRONCOS: 2nd

NFL GAMES PLAYED/STARTED: 0/0



HENDERSON AT A GLANCE:

- A second-year wide receiver who missed his entire rookie season in 2017 with a hand injury suffered in training camp.
- Started 28-of-36 games played in three seasons at Louisiana Tech, totaling 147 receptions for 2,878 yards (19.6 avg.) with 28 touchdowns and returning 79 kickoffs for 2,094 yards (26.5 avg.) with three touchdowns.
- Received first-team all-state and first-team All-Parish honors as a senior at McDonogh 35 High School in New Orleans.
- Selected by the Broncos in the third round (82nd overall) of the 2017 NFL Draft.




2017: Selected by the Broncos in the third round of the 2017 NFL Draft (82nd overall), Henderson was placed on injured reserve on Sept. 2 and missed his entire rookie season after injuring his hand in the preseason.

COLLEGE: Henderson was named Conference USA's Offensive and Special Teams Player of the Year in 2016, marking the first time in league history a player captured both awards in the same season... Recorded 2,473 all-purpose yards (190.2 ypg) in 13 games played (12 starts)... Ranked fourth in FBS with 23 total touchdowns (19 receiving, 2 rushing, 2 return)... Registered 82 receptions for 1,535 yards (18.6 avg.) with 19 touchdowns in addition to rushing 14 times for 133 yards (9.5 avg.) with two scores... Contributed 25 kickoff returns for 805 yards (32.2 avg.) with two touchdowns... Caught eight passes for 232 yards (29.0 avg.) with three touchdowns and 12 passes for 326 yards (27.2 avg.) with five touchdowns against WKU and UMass, respectively... Opened 10-of-11 games played, earning honorable-mention All-Conference USA honors as a wide receiver and kick returner in 2015... Tallied 36 catches for 774 yards (21.5 avg.) with five touchdowns while adding five rushes for 54 yards (10.8 avg.)... Appeared in 12 games (6 starts) as a redshirt freshman... Named Honorable-Mention All-Conference USA as a kick returner after returning 33 kickoffs for 826 yards (25.0 avg.) with one touchdown.

HIGH SCHOOL: Henderson received first-team all-state and first-team All-Parish honors along with All-New Orleans area and all-district honors as a high school senior at McDonogh 35 High School... Selected to play in the 2013 Lake Pontchartrain All-Star Classic... Carlos Henderson was born on Dec. 19, 1994, in New Orleans.

HENDERSON'S REGULAR SEASON RECORD

Year	Club	G	S	No.	RECEIVING				TD	TDr	SCORING			
					Yds.	Avg.	LG	TD			TDp	TDrt	2pt	Pts.
2017	Denver	0	0	0	0	—	—	0	0	0	0	0	0	0
CAREER TOTALS		0	0	0	0	—	—	0	0	0	0	0	0	0



JEFF HEUERMAN

82

TIGHT END



6-5 • 255 • 4TH YR. • OHIO STATE

BORN: Nov. 24, 1992, in Naples, Fla.

HIGH SCHOOL: Barron Collier High School, Naples, Fla.

ACQUIRED: Draft #3 (92nd overall), 2015

NFL YEAR: 4th • YEAR WITH BRONCOS: 4th

NFL GAMES PLAYED/STARTED: 26/8

HEUERMAN AT A GLANCE:

- A fourth-year tight end who appeared in 26 games (8 starts) with Denver from 2016-17 after missing his initial NFL season in 2015 with a knee injury suffered during rookie mini camp.
- Totaled 18 catches for 283 yards (15.7 avg.) with two touchdowns during his first two seasons playing with Denver.
- Played 51 career games (36 starts) at Ohio State University, totaling 52 receptions for 792 yards (15.2 avg.) with seven touchdowns in four seasons.
- Tallied 17 catches for 207 yards (12.2 avg.) with two touchdowns as a senior team co-captain, helping the Buckeyes to the 2014 College Football Playoff National Championship.
- Selected by the Broncos in the third round (92nd overall) of the 2015 NFL Draft.

CAREER TRANSACTIONS: Signed by Denver as a draft choice 6/4/15.



2017: Heuerman played 14 games (6 starts) and caught nine passes for 142 yards (15.8 avg.) with two touchdowns... Recorded two catches for 24 yards (12.0 avg.) and scored his first career touchdown on a 13-yard reception vs. NYG (10/15)... Scored on a 54-yard touchdown run-and-catch at Ind. (12/14).

2016: Heuerman played 12 games (2 starts), catching nine passes for 141 yards (15.7 avg.)... Made his NFL debut and made one catch for 29 yards at Cin. (9/25)... Made two catches for 40 yards (20.0 avg.) vs. N.E. (12/18)... Made his first career start and caught three passes for 32 yards (10.7 avg.) at K.C. (12/25).

2015: Selected in the third round of the 2015 NFL Draft (92nd overall), Heuerman tore his ACL in rookie mini camp and missed the 2015 season.

COLLEGE: Heuerman played 51 career games (36 starts) at Ohio State University, totaling 52 receptions for 792 yards (15.2 avg.) with seven touchdowns in four seasons... Served as one of Ohio State University's co-captains, starting 14-of-15 games played and tallying 17 catches for 207 yards (12.2 avg.) with two touchdowns his senior year... Helped lead the Buckeyes to the College Football Playoff National Championship... Named a second-team All-Big Ten Conference selection and was on the John Mackey Award (nation's top tight end) mid-season watch list... Started all 14 games as a junior, recording career highs in receptions (26), receiving yards (466) and touchdowns (4) while earning All-Big Ten honorable mention honors... Led all Buckeyes receivers with 17.9 yards per reception... Named the Mackey Award Player of the Week following his career-best five-catch, 116-yard receiving outing vs. Purdue (11/2/13).

PERSONAL: Heuerman earned all-conference, all-area and all-district honors as a senior at Barron Collier High School in Naples, Fla... Led Barron Collier to three District 3A titles... Played hockey for eight years and competed on the junior circuit... His father, Paul, was a basketball captain at Michigan and his brother, Mike, played tight end at Notre Dame... Last name is pronounced HIRE-er-MIN... Jeff Heuerman was born on Nov. 24, 1992, in Naples, Fla.

HEUERMAN'S REGULAR SEASON RECORD

Year	Club	RECEIVING						SCORING					
		G	S	No.	Yds.	Avg.	LG	TD	TD	TDr	TDp	TDrt	2pt Pts.
2015	Denver												
2016	Denver	12	2	9	141	15.7	31	0	0	0	0	0	0
2017	Denver	14	6	9	142	15.8	54t	2	2	0	2	0	0
CAREER TOTALS		26	8	18	283	15.7	54t	2	2	0	2	0	12

ADDITIONAL STATISTICS: Miscellaneous tackles — 2017 (1), TOTAL (1).

JEFF HEUERMAN'S CAREER GAME-BY-GAME

(Victories asterisked)

2016 DENVER (9-7)			RECEIVING					SCORING	
Date	Opponent	P/S	No.	Yds.	Avg.	LG	TD	2pt.	Pts.
Sep 8	vs. Carolina*				INACTIVE				
Sep 18	vs. Indianapolis*				INACTIVE				
Sep 25	at Cincinnati*	P	1	29	29.0	29	0	0	0
Oct 2	at Tampa Bay*	P	1	19	19.0	19	0	0	0
Oct 9	vs. Atlanta	P	0	0	—	—	0	0	0
Oct 13	at San Diego				INACTIVE				
Oct 24	vs. Houston*	P	0	0	—	—	0	0	0
Oct 30	vs. San Diego*	P	0	0	—	—	0	0	0
Nov 6	at Oakland	P	0	0	—	—	0	0	0
Nov 13	at New Orleans*	P	0	0	—	—	0	0	0
Nov 27	vs. Kansas City				DNP				
Dec 4	at Jacksonville*	P	0	0	—	—	0	0	0
Dec 11	at Tennessee	P	0	0	—	—	0	0	0
Dec 18	vs. New England	P	2	40	20.0	31	0	0	0
Dec 25	at Kansas City	S	3	32	10.7	16	0	0	0
Jan 1	vs. Oakland*	S	2	21	10.5	19	0	0	0
Season Totals		12/2	9	141	15.7	31	0	0	0

2017 DENVER (5-11)			RECEIVING					SCORING	
Date	Opponent	P/S	No.	Yds.	Avg.	LG	TD	2pt.	Pts.
Sep 11	vs. L.A. Chargers*	P	1	20	20.0	20	0	0	0
Sep 17	vs. Dallas*	P	1	15	15.0	15	0	0	0
Sep 24	at Buffalo	P	0	0	—	—	0	0	0
Oct 1	vs. Oakland*	S	0	0	—	—	0	0	0
Oct 15	vs. N.Y. Giants	P	2	24	12.0	13t	1	0	6
Oct 22	at L.A. Chargers	S	0	0	—	—	0	0	0
Oct 30	at Kansas City	S	1	11	11.0	11	0	0	0
Nov 5	at Philadelphia	P	0	0	—	—	0	0	0
Nov 12	vs. New England	S	1	4	4.0	4	0	0	0
Nov 19	vs. Cincinnati				INACTIVE				
Nov 26	at Oakland				INACTIVE				
Dec 3	at Miami	P	0	0	—	—	0	0	0
Dec 10	vs. N.Y. Jets*	P	1	5	5.0	5	0	0	0
Dec 14	at Indianapolis*	P	1	54	54.0	54t	1	0	6
Dec 24	at Washington	S	0	0	—	—	0	0	0
Dec 31	vs. Kansas City	S	1	9	9.0	9	0	0	0
Season Totals		14/6	9	142	15.8	54t	2	0	12



MICHAEL HUNTER

39

CORNERBACK

6-0 • 192 • 3RD YR. • OKLAHOMA STATE

BORN: April 19, 1993, in Monroe, La.

HIGH SCHOOL: West Monroe (La.) High School

ACQUIRED: Practice Squad Signee, 2017

NFL YEAR: 3rd • YEAR WITH BRONCOS: 2nd

NFL GAMES PLAYED/STARTED: 6/0



HUNTER AT A GLANCE:

- A third-year cornerback who played six games with the N.Y. Giants from 2016-17 in addition to spending two weeks on Denver's active roster in 2017.
- Competed on practice squads with the Giants (2016), Jets (2017) and Broncos (2017) before being elevated to Denver's active roster for the final two games of the 2017 regular season.
- Played collegiately at Oklahoma State University (2015) and the University of Indiana (2011-14), earning honorable mention All-Big 12 Conference recognition as a redshirt senior.
- Joined Denver as a practice squad signee on Nov. 29, 2017.
- Entered the NFL as a college free agent with the N.Y. Giants on May 6, 2016.

CAREER TRANSACTIONS: Signed by N.Y. Giants as a college free agent 5/6/16; Waived by N.Y. Giants 9/3/16; Signed by N.Y. Giants (practice squad) 9/5/16; Signed by N.Y. Giants (active roster) 9/21/16; Waived by N.Y. Giants 9/24/16; Signed by N.Y. Giants 9/27/16; Waived by N.Y. Giants 10/11/16; Signed by N.Y. Giants (practice squad) 10/13/16; Waived by N.Y. Giants 10/23/17; Signed by N.Y. Jets (practice squad) 11/11/17; Waived by N.Y. Jets 11/24/17; Signed by Denver (practice squad) 11/29/17; Signed by Denver (active roster) 12/19/17.

2017: Hunter appeared in four games with the N.Y. Giants before being waived on Oct. 23... Competed on practice squads with the N.Y. Jets and Denver before being promoted to the Broncos' active roster on Dec. 19... Was inactive at Was. (12/24) and vs. K.C. (12/31).

2016: Hunter, who entered the NFL as a college free agent with the N.Y. Giants on May 6, appeared in two games and posted four solo tackles... Competed on the Giants' practice squad throughout the season.

COLLEGE: Hunter began his college career at the University of Indiana (2011-14), where he played in 36 games and tallied 91 tackles (72 solo) with two interception... Played one season at Oklahoma State University in 2015, appearing in 13 games and recording 20 tackles (18 solo) with two interception... Named an All-Big 12 Conference honorable mention selection.

PERSONAL: Hunter attended West Monroe (La.) High School... Also lettered in baseball and track and field... Michael Hunter was born on April 19, 1993, in West Monroe, La.

HUNTER'S REGULAR SEASON RECORD

Year	Club	G	S	UT	A	TT	S-Yds.	I-Yds.	PD	FF	FR	TD-Int.	TD-FR	S	Pts.
2016	NYG	2	0	4	0	4	0-0	0-0	0	0	0	0	0	0	0
2017	NYG/Den.	4	0	0	0	0	0-0	0-0	0	0	0	0	0	0	0
CAREER TOTALS		6	0	4	0	4	0-0	0-0	0	0	0	0	0	0	0

MICHAEL HUNTER'S CAREER GAME-BY-GAME

(Victories asterisked)

2016 N.Y. GIANTS (11-5)		TACKLES								
Date	Opponent	P/S	UT	A	TT	S-Yds.	I-Yds.	PD	FF	FR
SIGNED BY N.Y. GIANTS SEPT. 21 / WAIVED BY N.Y. GIANTS SEPT. 24										
SIGNED BY N.Y. GIANTS SEPT. 27										
Oct 9	at Minnesota	P	2	0	2	0-0	0-0	0	0	0
Oct 13	at Green Bay	P	2	0	2	0-0	0-0	0	0	0
WAIVED BY N.Y. GIANTS OCT. 11 / SIGNED BY N.Y. GIANTS (PRACTICE SQUAD) OCT. 13										
Season Totals		2/0	4	0	4	0-0	0-0	0	0	0

2017 DEN. (5-11) / NYG (3-13)		TACKLES								
Date	Opponent	P/S	UT	A	TT	S-Yds.	I-Yds.	PD	FF	FR
Sep 10	at Dallas	P	0	0	0	0-0	0-0	0	0	0
Sep 18	vs. Detroit	P	0	0	0	0-0	0-0	0	0	0
Sep 24	at Philadelphia	P	0	0	0	0-0	0-0	0	0	0
Oct 1	at Tampa Bay	INACTIVE								
Oct 8	vs. LA Chargers	INACTIVE								
Oct 15	at Denver*	P	0	0	0	0-0	0-0	0	0	0
Oct 22	vs. Seattle	INACTIVE								
WAIVED BY N.Y. GIANTS OCT. 23 / SIGNED BY N.Y. JETS (PRACTICE SQUAD) NOV. 11										
WAIVED BY N.Y. JETS NOV. 29 / SIGNED BY DENVER (PRACTICE SQUAD) NOV. 29										
SIGNED BY DENVER (ACTIVE ROSTER) DEC. 19										
Dec 24	at Washington	INACTIVE								
Dec 31	vs. Kansas City	INACTIVE								
Season Totals		4/0	0	0	0	0-0	0-0	0	0	0



ANDY JANOVICH

32

FULLBACK

6-1 • 238 • 3RD YR. • NEBRASKA

BORN: May 23, 1993, in Gretna, Neb.

HIGH SCHOOL: Gretna (Neb.) High School

ACQUIRED: Draft #6 (176th overall), 2016

NFL YEAR: 3rd • YEAR WITH BRONCOS: 3rd

NFL GAMES PLAYED/STARTED: 27/9



JANOVICH AT A GLANCE:

- A third-year fullback who appeared in 27 games (9 starts) with Denver from 2016-17, seeing action on offense and special teams.
- Rushed 10 times for 45 yards (4.5 avg.) with two touchdowns and caught nine passes for 79 yards (8.8 avg.) in addition to contributing nine special-teams tackles during his first two seasons.
- Appeared in 50 games (10 starts) for the University of Nebraska, contributing on offense and special teams.

- Attended Gretna (Neb.) High School, where he was named first-team All-Nebraska by the *Omaha World-Herald* as a linebacker,
- Selected by the Broncos in the sixth round (176th overall) of the 2016 NFL Draft.

CAREER TRANSACTIONS: Signed by Denver as a draft choice 5/12/16.



2017: Janovich played all 16 games (4 starts), rushing six times for 12 yards (2.0 avg.) with one touchdown and catching four passes for 35 yards (8.8 avg.)... Added seven special-teams tackles... Rushed one time for three yards and caught two passes for 14 yards (7.0 avg.) at LAC (10/22)... Scored on a one-yard rush vs. NYJ (12/10).

2016: Selected by the Broncos in the sixth round (176th overall) of the 2016 NFL Draft, Janovich saw action in 11 games (5 starts) before being placed on injured reserve on Dec. 2... Rushed four times for 33 yards (8.3 avg.) with one touchdown and caught five passes for 44 yards (8.8 avg.) vs. Car. (9/8)... Scored on a 28-yard touchdown run on his first NFL carry against the Panthers to become just the third player in franchise history over the last 30 years to score on his first career rushing attempt... Started his first NFL game at Cin. (9/25).

COLLEGE: Janovich appeared in 50 games (10 starts) for the University of Nebraska, contributing on offense at fullback and on various special-teams units... Appeared in 13 games (6 starts) as a senior, finishing with 42 carries for 265 yards (6.3 avg.) with three touchdowns and led the team with 13 special-teams tackles... Totaled 113 yards of offense vs. Southern Miss (9/27)... Saw action in 13 games (2 starts) and caught one pass for 16 yards in 2014... Awarded a scholarship prior to the start of his sophomore season and played 13 games, but did not register any statistics.

PERSONAL: Janovich attended Gretna (Neb.) High School, where he was named first-team All-Nebraska by the *Omaha World-Herald* as a linebacker and was part of the *Lincoln Journal Star's* second-team Super State squad as a senior... Led Gretna to the Nebraska Class B semifinals in his senior campaign, leading the team with 112 tackles and rushing for 799 yards with 18 touchdowns... Selected to play in the Nebraska Shrine Bowl... Enjoyed a perfect record during final two seasons in wrestling, winning the 2012 Class B 220-pound championship with a 46-0 record and 2011 the 189-pound title with a 53-0 record... Majored in management at the University of Nebraska... Named to the Nebraska Scholar-Athlete Honor Roll in the spring of 2013... Andy Janovich was born on May 23, 1993, in Gretna, Neb.

JANOVICH'S REGULAR SEASON RECORD

Year	Club	G	S	No.	RUSHING				TD	RECEIVING				TD	SCORING			
					Yds.	Avg.	LG	TD		No.	Yds.	Avg.	LG		TDp	TDrt	2pt	Pts.
2016	Denver	11	5	4	33	8.3	28t	1	5	44	8.8	13	0	1	1	0	0	6
2017	Denver	16	4	6	12	2.0	3	1	4	35	8.8	16	0	1	1	0	0	6
CAREER TOTALS		27	9	10	45	4.5	28t	2	9	79	8.8	16	0	2	2	0	0	12

ADDITIONAL STATISTICS: Special-teams tackles — 2016 (2), 2017 (7), TOTAL (9). Kickoff returns — 2017 (1 for 10 yards, 10 LG, 0 TD), TOTAL (1 for 10 yards, 10 LG, 0 TD).

JANOVICH'S SINGLE GAME HIGHS

(Postseason in parentheses)

Rushes — 1, 10 times, last at Indianapolis, 12/24/17. **Rushing yards** — 28 vs. Carolina, 9/8/16. **Longest rush** — 28t vs. Carolina, 9/8/16. **Rushing touchdowns** — 1, twice, las vs. New York Jets, 12/10/17. **Receptions** — 2, twice, last at Washington, 12/24/17. **Receiving yards** — 21 at Washington, 12/24/17. **Longest reception** — 16 at Washington, 12/24/17.

ANDY JANOVICH'S CAREER GAME-BY-GAME

(Victories asterisked)

2016 DENVER (9-7)			RUSHING					RECEIVING					SCORING	
Date	Opponent	P/S	No.	Yds.	Avg.	LG	TD	No.	Yds.	Avg.	LG	TD	2pt.	Pts.
Sep 8	vs. Carolina*	P	1	28	28.0	28t	1	0	0	—	—	0	0	6
Sep 18	vs. Indianapolis*	P	0	0	—	—	0	1	11	11.0	11	0	0	0
Sep 25	at Cincinnati*	S	1	2	2.0	2	0	1	13	13.0	13	0	0	0
Oct 2	at Tampa Bay*	P	0	0	—	—	0	0	0	—	—	0	0	0
Oct 9	vs. Atlanta	S	1	2	2.0	2	0	0	0	—	—	0	0	0
Oct 13	at San Diego	P	0	0	—	—	0	0	0	—	—	0	0	0
Oct 24	vs. Houston*	S	1	1	1.0	1	0	1	12	12.0	12	0	0	0
Oct 30	vs. San Diego*	S	0	0	—	—	0	0	0	—	—	0	0	0
Nov 6	at Oakland	P	0	0	—	—	0	0	0	—	—	0	0	0
Nov 13	at New Orleans*	P	0	0	—	—	0	1	9	9.0	9	0	0	0
Nov 27	vs. Kansas City	S	0	0	—	—	0	1	-1	-1.0	-1	0	0	0
PLACED ON INJURED RESERVE ON DEC. 2														
Season Totals			11/5	4	33	8.3	28t	1	5	44	8.8	13	0	6

2017 DENVER (5-11)			RUSHING					RECEIVING				SCORING			
Date	Opponent	P/S	No.	Yds.	Avg.	LG	TD	No.	Yds.	Avg.	LG	TD	2pt.	Pts.	
Sep 11	vs. L.A. Chargers*	S	0	0	—	—	0	0	0	—	—	0	0	0	
Sep 17	vs. Dallas*	P	0	0	—	—	0	0	0	—	—	0	0	0	
Sep 24	at Buffalo	P	1	2	2.0	2	0	0	0	—	—	0	0	0	
Oct 1	vs. Oakland*	P	0	0	—	—	0	0	0	—	—	0	0	0	
Oct 15	vs. N.Y. Giants	P	0	0	—	—	0	0	0	—	—	0	0	0	
Oct 22	at L.A. Chargers	P	1	3	3.0	3	0	2	14	7.0	10	0	0	0	
Oct 30	at Kansas City	P	0	0	—	—	0	0	0	—	—	0	0	0	
Nov 5	at Philadelphia	S	0	0	—	—	0	0	0	—	—	0	0	0	
Nov 12	vs. New England	P	1	3	3.0	3	0	0	0	—	—	0	0	0	
Nov 19	vs. Cincinnati	S	0	0	—	—	0	0	0	—	—	0	0	0	
Nov 26	at Oakland	S	1	4	4.0	4	0	0	0	—	—	0	0	0	
Dec 3	at Miami	P	0	0	—	—	0	0	0	—	—	0	0	0	
Dec 10	vs. N.Y. Jets*	P	1	1	1.0	1t	1	0	0	—	—	0	0	6	
Dec 14	at Indianapolis*	P	1	-1	-1.0	-1	0	0	0	—	—	0	0	0	
Dec 24	at Washington	P	0	0	—	—	0	2	21	10.5	16	0	0	0	
Dec 31	vs. Kansas City	P	0	0	—	—	0	0	0	—	—	0	0	0	
Season Totals			16/4	6	12	2.0	4	1	4	35	8.8	16	0	0	6



JOSEPH JONES

43

INSIDE LINEBACKER

6-0 • 231 • 2ND Yr. • NORTHWESTERN

BORN: Feb. 21, 1994, in Plano, Ill.

HIGH SCHOOL: Plano (Ill.) High School

ACQUIRED: Signed off of Seattle's Practice Squad, 2017

NFL YEAR: 2nd • YEAR WITH BRONCOS: 2nd

NFL GAMES PLAYED/STARTED: 7/0



JONES AT A GLANCE:

- A second-year inside linebacker who played seven games with Denver as a rookie in 2017 after competing on practice squads with the L.A. Chargers and Seattle.
- Saw action in 37 games (5 starts) at Northwestern University, totaling 70 tackles (44 solo), three sacks (18 yds.), two passes defended and one fumble recovery.
- Signed by Denver as a free agent from Seattle's practice squad on Nov. 7, 2017.
- Entered the NFL with Dallas as a college free agent on May 12, 2017.

CAREER TRANSACTIONS: Signed by Dallas as a college free agent 5/12/17; Waived by Dallas 9/2/17; Signed by L.A. Chargers (practice squad) 9/4/17; Waived by L.A. Chargers 9/6/17; Signed by Seattle (practice squad) 9/19/17; Signed by Denver 11/7/17.



2017: Jones, who entered the NFL as a college free agent with Dallas on May 12, played seven games with Denver and posted four special-teams tackles... Competed in training camp with the Cowboys and spent time competing on practice squads with the L.A. Chargers and Seattle... Signed to Denver's active roster on Nov. 7... Made his NFL debut on special teams vs. Cin. (11/19).

COLLEGE: Jones saw action in 37 games (5 starts) at Northwestern University, totaling 70 tackles (44 solo), three sacks (18 yds.), two passes defended and one fumble recovery... Appeared in all 13 games (5 starts) as a redshirt senior, finishing with 46 tackles (26 solo), two sacks (13 yds.), two passes defended and one fumble recovery... Played 13 games as a junior, posting 18 tackles (14 solo) and one sack (5 yds.)... Tallied six tackles between his redshirt freshman and sophomore seasons.

PERSONAL: Jones was an all-conference running back for Plano (Ill.) High School, rushing for 710 yards and eight touchdowns while hauling in 11 passes for 328 yards and five touchdowns in eight games... Also lettered in track and basketball... Won a state championship in the 110-meter hurdles... Double majored in communication studies and economics... Joseph Jones was born on Feb. 21, 1994, in Plano, Ill.

JONES' REGULAR SEASON RECORD

Year	Club	G	S	UT	A	TT	S-Yds.	I-Yds.	PD	FF	FR	TD-Int.	TD-FR	S	Pts.
2017	Denver	7	0	0	0	0	0-0	0-0	0	0	0	0	0	0	0
CAREER TOTALS		7	0	0	0	0	0-0	0-0	0	0	0	0	0	0	0

ADDITIONAL STATISTICS: Special-teams tackles — 2017 (4), TOTAL (4).

JOSEPH JONES' CAREER GAME-BY-GAME

(Victories asterisked)

2017 DENVER (5-11)		TACKLES							
Date	Opponent	P/S	UT	A	TT	S-Yds.	I-Yds.	PD	FF
SIGNED BY L.A. CHARGERS (PRACTICE SQUAD) SEPT. 4 / WAIVED BY L.A. CHARGERS SEPT 6 SIGNED BY SEATTLE (PRACTICE SQUAD) SEPT. 19 / SIGNED BY DENVER (ACTIVE ROSTER) NOV. 7									
Nov 12	vs. New England								
Nov 19	vs. Cincinnati	P	0	0	0	0-0	0-0	0	0
Nov 26	at Oakland	P	0	0	0	0-0	0-0	0	0
Dec 3	at Miami	P	0	0	0	0-0	0-0	0	0
Dec 10	vs. NY Jets*	P	0	0	0	0-0	0-0	0	0
Dec 14	at Indianapolis*	P	0	0	0	0-0	0-0	0	0
Dec 24	at Washington	P	0	0	0	0-0	0-0	0	0
Dec 31	vs. Kansas City	P	0	0	0	0-0	0-0	0	0
Season Totals		7/0	0	0	0	0-0	0-0	0	0



CASE KEENUM

4

QUARTERBACK

6-1 • 215 • 6TH YR. • HOUSTON

BORN: Feb. 17, 1988, in Brownwood, Texas

HIGH SCHOOL: Wylie High School, Abilene, Texas

ACQUIRED: Unrestricted Free Agent (Minnesota), 2018

NFL YEAR: 6th • YEAR WITH BRONCOS: 1st

NFL GAMES PLAYED/STARTED: 41/38 • POSTSEASON GP/GS: 2/2



KEENUM AT A GLANCE:

- A sixth-year quarterback who started 38-of-41 games played and two postseason contests during his first five NFL seasons with Houston (2013-14), St. Louis/L.A. Rams (2014, '15-16) and Minnesota (2017).
- Completed 779-of-1,258 passes (61.9%) for 8,771 yards with 46 touchdowns and 27 interceptions during his career.
- Led Minnesota to a 12-4 overall record as a starter, an NFC North Division title and an NFC Championship Game appearance in 2017, completing 325-of-481 passes (67.6%) for 3,547 yards with 22 touchdowns and seven interceptions (98.3 rtg).
- Helped the Vikings to their first NFC Championship Game appearance in eight years, throwing for 589 yards during Minnesota's two postseason contests.
- Opened 14-of-16 games played with the St. Louis/LA. Rams from 2015-16, going 7-7 as a starter and completing 272-of-447 passes (60.9%) for 3,029 yards with 13 touchdowns and 12 interceptions (79.5 rtg).
- Started 10 games for Houston from 2013-14 in addition to spending his rookie season in 2012 on the club's practice squad.
- Concluded his college career at the University of Houston (2006-11) as the NCAA's all-time leading passer with 19,217 yards and 155 touchdowns—records that he still holds today.
- Named the Conference USA MVP and Offensive Player of the Year following the 2009 and '11 seasons after missing his initial senior season in 2010 with a knee injury.
- Holds the record for the most 5,000-yard passing seasons in NCAA history (3), completing the feat during the 2008-09 and '11 seasons.
- Entered the NFL as a college free agent with Houston on May 14, 2012.
- Joined Denver as an unrestricted free agent (Minnesota) on March 14, 2018.

CAREER TRANSACTIONS: Signed by Houston as college free agent 5/14/12; Waived by Houston 8/31/12; Signed by Houston (practice squad) 9/1/12; Signed by Houston 1/14/13; Waived by Houston 8/31/14; Claimed off waivers by St. Louis 9/1/14; Waived by St. Louis 10/28/14; Signed by St. Louis (practice squad) 10/29/14; Signed by Houston 12/15/14; Traded to St. Louis 3/11/15; Signed by Minnesota 3/31/17; Signed by Denver 3/14/18.



2017: Keenum piloted Minnesota to an NFC North Division title and an appearance in the NFC Championship Game after leading the team to a 12-4 overall record as a starter... Completed 325-of-481 passes (67.6%) for 3,547 yards with 22 touchdowns and seven interceptions 98.3 (rtg.)... Finished the first two postseason contests of his career combining to complete 53-of-88 passes (60.2%) for 589 yards with two touchdowns and three interceptions... Ranked second in the NFL with a 67.6-percent completion percentage and tied for

KEENUM AMONG LEAGUE'S MOST ACCURATE PASSERS IN 2017

HIGHEST COMPLETION PERCENTAGE AMONG NFL QUARTERBACKS IN 2017 (MIN. 200 ATT.)

Player	Att.-Cmp.-Yds	Pct.
1. Drew Brees, N.O.	536-386-4,334	72.0
2. Case Keenum, Min.	481-325-3,547	67.6
3. Alex Smith K.C.	505-341-4,042	67.5
4. Josh McCown NYJ	397-267-2,926	67.3
5. Tom Brady, N.E.	581-385-4,577	66.3

the third fewest interceptions (7) among quarterbacks who attempted more than 400 passes... Played an NFL-high six games without being sacked and finished the year being brought down just 22 times... Threw for a career-high 369 yards with three touchdowns on 25-of-33 passing (75.8%) in his second start with the Vikings vs. T.B. (9/24)... Led the Vikings to a 29-24 victory over New Orleans in the NFL Divisional Playoff Game (1/14) on a game-ending 61-yard touchdown to Stefon Diggs... Finished the NFC Divisional Playoff Game completing 25-of-40 passes (62.5%) for 318 yards with one touchdown and one interception (85.2 rtg)... Completed 28-of-48 passes (58.3%) for 271 yards with one touchdown and two interceptions in the NFC Championship Game at Phi. (1/21).

2016: Keenum opened the first nine games of the season with the L.A. Rams, completing 196-of-322 passes (60.9%) for 2,201 yards with nine touchdowns and 11 interceptions (76.4 rtg)... Went 4-5 as a starter before serving as the backup in Games 11-14... Threw for more than 300 yards (27-32-321-3 TDs) for the second time in his career at Det. (10/16).

2015: Keenum, who was acquired in an offseason trade by St. Louis, appeared in six games for the Rams and went 3-2 as a starter... Completed 76-of-125 passes (60.8%) for 828 yards with four touchdowns and one interception (87.7 rtg)... Served as the backup for the first nine games of the season before making his first start of the season at Bal. (11/22)... Led the Rams to three consecutive wins from Weeks 14-16.

2014: Keenum started the final two games of the season with Houston in addition to spending time on St. Louis' active roster and practice squad... Completed 45-of-77 passes (58.4%) for 435 yards with two touchdowns and two interceptions (72.2 rtg) in two games played with the Texans... Competed with Houston in training camp before being claimed off waivers by St. Louis... Was inactive for seven games with the Rams before being signed to the club's practice squad... Joined the Texans for the final two games of the season, earning the first two wins of his career vs. Bal. (12/21) and vs. Jac. (12/28).

2013: Keenum started all eight games played after taking over as the starting quarterback in Week 7, completing 137-of-253 passes (54.2%) for 1,760 yards with nien touchdowns and six interceptions (78.2 rtg)... Was inactive for the first six weeks of the season before earning his first NFL start at K.C. (10/20)... Passed for more than 300 yards for the first time in his career vs. Ind. (11/3), completing 20-of-34 passes (58.8%) for 350 yards with three touchdowns (123.4 rtg)... Started six more contests before being inactive for the last two games of the season.

2012: Keenum, who entered the NFL as a college free agent with Houston on May 14, spent his entire rookie season on the Texans' practice squad.

COLLEGE: Keenum concluded his college career at the University of Houston (2006-11) as the NCAA's all-time leader in pass completions (1,546), passing yards (19,217) and passing touchdowns (155)... Started 51-of-57 games during his five seasons with the Cougars, finishing with a career quarterback rating of 160.6 rtg... Ranks first in NCAA history with 39 games with 300 or more passing yards and second with 19 games with 400 or more passing yards... Threw five or more touchdowns on 12 different occasions in addition to eclipsing the 500-yard mark six different times... Named the Conference USA MVP and Offensive Player of the Year following the 2009 and '11 seasons after missing his initial redshirt senior season in 2010 with a knee injury... Holds the record for most 5,000-yard passing seasons in NCAA history (3), completing the feat during the 2008-09 and '11 seasons... Earned the 2009 and 2011 Sammy Baugh Trophy, awarded annually to the nation's top college passer... Broke the NCAA Division I career passing touchdowns record during the 2011 season when he threw for a personal-best nine touchdowns against Rice (10/27).

PERSONAL: Keenum prepped at Wylie High School in Abilene, Texas, where he passed for 6,783 yards and 48 touchdowns in addition to rushing for more than 2,000 yards with 41 touchdowns... Finished with a 31-11 record at Wylie and led his school to the Class 3A Division State Championship as a junior in 2004... Received his bachelor's degree in kinesiology with a minor in business administration from Houston in December 2010... Case Keenum was born on Feb. 17, 1988, in Brownwood, Texas.

KEENUM AVOIDS THROWING PICKS IN 2017

FEWEST NUMBER OF INTERCEPTIONS AMONG NFL QUARTERBACKS IN 2017 (MIN. 400 ATT.)

Player	Att.	Int. Pct.	Int.
1. Tyrod Taylor, Buf.	420	1.0	4
2. Alex Smith, K.C.	505	1.0	5
3. Case Keenum, Min.	481	1.5	7
Jacoby Brisset, Ind.	469	1.5	7
Jared Goff, LAR	477	1.5	7
Carson Wentz, Phi.	440	1.6	7

KEENUM'S REGULAR SEASON RECORD

		PASSING													
Year	Club	G	S	Att.	Comp.	Pct.	Yds.	Yds./Att.	TD	%	Int.	%	LG	Sack/Yds.	Rtg.
2013	Houston	8	8	253	137	54.2	1,760	7.0	9	3.6	6	2.4	66	19/201	78.2
2014	Hou./Stl.	2	2	77	45	58.4	435	5.6	2	2.6	2	2.6	35	3/15	72.2
2015	St. Louis	6	5	125	76	60.8	828	6.6	4	3.2	1	0.8	60t	4/28	87.7
2016	L.A. Rams	10	9	322	196	60.9	2,201	6.8	9	2.8	11	3.4	65t	23/140	76.4
2017	Minnesota	15	14	481	325	67.6	3,547	7.4	22	4.6	7	1.5	65t	22/136	98.3
CAREER TOTALS		41	38	1,258	779	61.9	8,771	7.0	46	3.7	27	2.1	66	71/520	86.0

		RUSHING					SCORING									
Year	Club	Att.	Yds.	Avg.	LG	TD	TD	TDr	TDp	TDrt	2pt	Pts.	TD	TDr	TDp	Pts.
2013	Houston	14	72	5.1	22	1	10	1	9	0	0	60	10	1	9	60
2014	Hou./Stl.	10	35	3.5	13	0	2	0	2	0	0	12	2	0	2	12
2015	St. Louis	12	5	0.4	4	0	4	0	4	0	0	24	4	0	4	24
2016	L.A. Rams	20	51	2.6	13	1	10	1	9	0	0	60	10	1	9	60
2017	Minnesota	40	160	4.0	22	1	23	1	22	0	0	138	23	1	22	138
CAREER TOTALS		96	323	3.4	22	3	49	3	46	0	0	294	49	3	46	294

ADDITIONAL STATISTICS: Fumble recoveries — 2016 (3), TOTAL (3).

KEENUM'S POSTSEASON RECORD

		PASSING													
Year	Club	G	S	Att.	Comp.	Pct.	Yds.	Yds./Att.	TD	%	Int.	%	LG	Sack/Yds.	Rtg.
2017	Minnesota	2	2	88	53	60.2	589	6.7	2	2.3	3	3.4	61t	3/18	73.5
CAREER TOTALS		2	2	88	53	60.2	589	6.7	2	2.3	3	3.4	61t	3/18	73.5

		RUSHING					SCORING									
Year	Club	Att.	Yds.	Avg.	LG	TD	TD	TDr	TDp	TDrt	2pt	Pts.	TD	TDr	TDp	Pts.
2017	Minnesota	2	12	6.0	8	0	2	0	2	0	0	12	2	0	2	12
CAREER TOTALS		2	12	6.0	8	0	2	0	2	0	0	12	2	0	2	12

KEENUM'S SINGLE GAME HIGHS

(Postseason in parentheses)

Pass attempts — 53 vs. New York Giants (48 at Philadelphia, 1/21/18). **Pass completions** — 32 vs. New York Giants (28 at Philadelphia, 1/21/18). **Passing yards** — 369 vs. Tampa Bay, 9/24/17 (318 vs. New Orleans, 1/14/18). **Longest pass completion** — 66 vs. New England, 12/1/13 (61t vs. New Orleans, 1/14/18). **Touchdown passes** — 4 at Washington, 11/12/17 (1, twice, last at Philadelphia, 1/21/18). **Total Touchdowns** — 4, twice, last at Washington, 11/12/17 (1, twice, last at Philadelphia, 1/21/18). **Passer rating (min. 10 attempts)** — 158.0 vs. Tampa Bay, 12/17/15 (85.2 vs. New Orleans, 1/14/18). **Rushing attempts** — 7 at Detroit, 11/23/17 (1, twice, last at Philadelphia, 1/21/18). **Rushing yards** — 40 at Carolina, 12/10/17 (8 at Philadelphia, 1/21/18). **Longest rush** — 22, twice, last at Chicago, 10/9/17 (8 at Philadelphia, 1/21/18).

KEENUM'S 300-YARD PASSING GAMES (5)

*denotes win (Keenum's teams are 3-2, including the postseason, when he records more than 300 passing yards in a game.)

Date	Opponent	Yds.
11/3/13	vs. Indianapolis	304
10/16/16	at Detroit	321
9/24/17	vs. Tampa Bay*	369
11/12/17	at Washington*	304
1/14/18	vs. New Orleans*	318


CASE KEENUM'S CAREER GAME-BY-GAME

(Victories asterisked)

2013 HOUSTON (2-14)		PASSING											RUSHING				
Opponent	P/S	Att.	Comp.	Yds.	Pct.	TD	INT	LG	S/Yds.	Rtg.	Att.	Yds.	Avg.	LG	TD		
GAMES 1-6							INACTIVE										
at K.C. (10/20)	S	25	15	271	60.0	1	0	42	5/50	110.6	3	10	3.3	9	0		
vs. Ind. (11/3)	S	34	20	350	58.8	3	0	62t	1/10	123.4	3	26	8.7	22	0		
at Ari. (11/10)	S	43	22	201	51.2	3	0	22	3/42	87.5	2	13	6.5	7	0		
vs. Oak. (11/17)	S	24	13	170	54.2	1	1	42t	2/21	73.3	0	0	—	—	0		
vs. Jac. (11/24)	S	34	18	169	52.9	0	1	37	2/28	54.7	1	2	2.0	2	0		
vs. N.E. (12/1)	S	30	15	272	50.0	0	1	66	1/8	67.6	3	6	2.0	5t	1		
at Jac. (12/5)	S	29	16	159	55.2	1	1	27	1/6	68.0	1	13	13.0	13	0		
at Ind. (12/15)	S	34	18	168	52.9	0	2	39	4/36	42.3	1	2	2.0	2	0		
vs. Den. (12/22)							INACTIVE										
at Ten. (12/29)							INACTIVE										
Season Totals		8/8	253	137	1,760	54.2	9	6	66	19/201	78.2	14	72	5.1	22	1	
2014 STL. (6-10) / HOU (9-7)		PASSING											RUSHING				
Opponent	P/S	Att.	Comp.	Yds.	Pct.	TD	INT	LG	S/Yds.	Rtg.	Att.	Yds.	Avg.	LG	TD		
GAMES 1-7							INACTIVE										
WAIVED BY ST. LOUIS OCT. 28 / SIGNED BY ST. LOUIS (PRACTICE SQUAD) OCT. 29																	
SIGNED BY HOUSTON DEC. 15																	
vs. Bal. (12/21)*	S	42	20	185	47.6	0	1	35	0/0	50.2	4	19	4.8	13	0		
vs. Jac. (12/28)*	S	35	25	250	71.4	2	1	34	3/15	98.5	6	16	2.7	10	0		
Season Totals		2/2	77	45	435	58.4	2	2	35	3/15	72.2	10	35	3.5	13	0	

2015 ST. LOUIS (7-9)										PASSING					RUSHING				
Opponent	P/S	Att.	Comp.	Yds.	Pct.	TD	INT	LG	S/Yds.	Rtg.	Att.	Yds.	Avg.	LG	TD				
Games 1-8																			
vs. Chi. (11/15)	P	0	0	0	—	0	0	—	0/0	—	0	0	—	—	0				
at Bal. (11/22)	S	26	12	136	46.2	1	0	30t	1/5	75.2	2	0	0.0	0	0				
at Cin. (11/29)																			
vs. Ari. (12/6)																			
vs. Det. (12/13)*	S	22	14	124	63.6	0	1	25	1/10	59.7	2	2	1.0	3	0				
vs. T.B. (12/17)*	S	17	14	234	82.4	2	0	60t	2/13	158.0	3	-3	-1.0	-1	0				
at Sea. (12/27)*	S	23	14	103	60.9	1	0	28t	0/0	86.0	4	4	1.0	4	0				
at S.F. (1/3)	S	37	22	231	59.5	0	0	54	0/0	77.6	1	2	2.0	2	0				
Season Totals	6/5	125	76	828	60.8	4	1	60t	4/28	87.7	12	5	0.4	4	0				
2016 L.A. RAMS (4-12)										PASSING					RUSHING				
Opponent	P/S	Att.	Comp.	Yds.	Pct.	TD	INT	LG	S/Yds.	Rtg.	Att.	Yds.	Avg.	LG	TD				
at S.F. (9/12)	S	35	17	130	48.6	0	2	22	2/10	34.2	3	10	3.3	6	0				
vs. Sea. (9/18)*	S	30	18	239	60.0	0	0	44	3/20	85.3	3	5	1.7	7	0				
at T.B. (9/25)*	S	26	14	190	53.8	2	1	44t	1/7	87.0	2	1	0.5	5	0				
at Ari. (10/2)*	S	30	18	266	60.0	2	0	65t	2/19	111.3	3	14	4.7	13	0				
vs. Buf. (10/9)	S	31	21	271	67.7	0	2	31	4/28	68.1	0	0	—	—	0				
at Det. (10/16)	S	32	27	321	84.4	3	1	47	1/10	126.7	3	7	2.3	4	1				
vs. NYG (10/23)	S	53	32	291	60.4	1	4	48	3/20	50.1	1	3	3.0	3	0				
vs. Car. (11/6)	S	46	27	296	58.7	1	1	31	4/16	76.0	0	0	—	—	0				
at NYJ (11/13)*	S	30	17	165	56.7	0	0	46	3/10	72.2	5	11	2.2	7	0				
Games 11-14																			
at Sea. (12/15)	P	9	5	32	55.6	0	0	16	0/0	63.2	0	0	—	—	0				
vs. S.F. (12/24)																			
vs. Ari. (1/1)																			
Season Totals	9/8	322	196	2,201	60.9	9	11	65t	23/140	76.4	20	51	2.6	13	1				
2017 MINNESOTA (13-3)										PASSING					RUSHING				
Opponent	P/S	Att.	Comp.	Yds.	Pct.	TD	INT	LG	S/Yds.	Rtg.	Att.	Yds.	Avg.	LG	TD				
vs. N.O. (9/11)*																			
at Pitt. (9/17)	S	37	20	167	54.1	0	0	27	2/21	65.9	0	0	—	—	0				
vs. T.B. (9/24)*	S	33	25	369	75.8	3	0	59t	0/0	142.1	6	18	3.0	12	0				
vs. Det. (10/1)	S	30	16	219	53.3	0	0	33	2/22	76.9	0	0	—	—	0				
at Chi. (10/9)*	P	21	17	140	81.0	1	0	19	0/0	110.3	1	22	22.0	22	0				
vs. G.B. (10/15)*	S	38	24	239	63.2	1	1	27t	0/0	78.7	2	15	7.5	16	0				
vs. Bal. (10/22)*	S	31	20	188	64.5	0	1	30	0/0	67.7	1	9	9.0	9	0				
at Cle. (10/29)*	S	43	27	288	62.8	2	1	25	1/1	88.1	0	0	—	—	0				
at Was. (11/12)*	S	29	21	304	72.4	4	2	51	0/0	117.0	3	-1	-0.3	1	0				
vs. LAR (11/19)*	S	38	27	280	71.1	1	0	65t	0/0	100.8	3	20	6.7	14	0				
at Det. (11/23)*	S	30	21	282	70.0	2	0	37	2/10	121.8	7	20	2.9	9t	1				
at Atl. (12/3)*	S	30	25	227	83.3	2	0	22	2/20	120.4	4	-1	-0.3	2	0				
at Car. (12/10)	S	44	27	280	61.4	2	2	52t	6/24	75.9	5	40	8.0	15	0				
vs. Cin. (12/17)*	S	23	20	236	87.0	2	0	41	2/14	138.4	1	20	20.0	20	0				
at G.B. (12/23)*	S	25	14	139	56.0	1	0	23	3/15	85.3	4	-2	-0.5	2	0				
vs. Chi. (12/31)*	S	29	21	189	72.4	1	0	26	2/9	101.1	3	0	0.0	2	0				
Season Totals	15/14	481	325	3,547	67.6	22	7	65t	22/136	98.3	40	160	4.0	22	1				
vs. N.O. (1/14)*†	S	40	25	318	62.5	1	1	61t	2/10	85.2	1	4	4.0	4	0				
at Phi. (1/21)‡	S	48	28	271	58.3	1	2	33	1/8	63.8	1	8	8.0	8	0				
Postseason Totals	2/2	88	53	589	60.2	2	3	61t	3/18	60.2	2	12	6.0	8	0				
NFC Divisional Playoff Game: @NFC Championship Game																			

†NFC Divisional Playoff Game; ‡NFC Championship Game



CHAD KELLY

6

QUARTERBACK

6-2 • 224 • 2ND YR. • MISSISSIPPI

BORN: March 26, 1994, in Buffalo, N.Y.

HIGH SCHOOL: St. Joseph's Collegiate Institute, Buffalo, N.Y.

ACQUIRED: Draft #7 (253rd overall), 2017

NFL YEAR: 2nd • YEAR WITH BRONCOS: 2nd

NFL GAMES PLAYED/STARTED: 0/0



KELLY AT A GLANCE:

- A second-year quarterback who spent his first NFL season on NFL/injured reserve with knee and hand injuries suffered in college.
- Started 34-of-39 games played at the University of Mississippi (2015-16), East Mississippi Junior College (2014) and Clemson University (2012-13).
- Completed 816-of-1,256 passes (62.5%) for 10,763 yards with 97 touchdowns and 29 interceptions (157.8 rtg.) during his collegiate career while rushing 263 times for 1,395 yards (4.1 avg.) with 20 touchdowns.

- Opened all 22 games played at Ole Miss, completing 503-of-786 passes (64.0%) for 6,800 yards with 50 touchdowns and 21 interceptions (152.3 rtg.) while adding 188 carries for 832 yards (4.4 avg.) with 15 touchdowns.
- Selected by the Broncos with the final pick in the seventh round (253rd overall) of the 2017 NFL Draft, becoming the first 'Mr. Irrelevant' in team history.

CAREER TRANSACTIONS: Signed by Denver as a draft choice 5/10/17.



2017: Selected in the seventh round of the 2017 NFL Draft (253rd overall), Kelly spent his entire rookie season on the NFL/injured reserve list.

COLLEGE: Kelly started 34-of-39 games played at the University of Mississippi (2015-16), East Mississippi Junior College (2014) and Clemson University (2012-13)... Opened all nine games played at Ole Miss in 2016, completing 205-of-328 passes (62.5%) for 2,758 yards with 19 touchdowns and eight interceptions (147.4 rtg.)... Earned second-team All-Southeastern Conference honors... Finished his collegiate career ranked third in school history with 6,800 passing yards and 50 passing touchdowns... Started all 13 games played in his first season at Ole Miss, completing 298-of-458 passes (65.1%) for 4,042 yards with 31 touchdowns and 13 interceptions (155.9 rtg.)... Named one of 10 Manning Award finalists in addition to being named a second-team All-SEC selection... Led the SEC in passing (310.9 ypg), total offense (349.4 ypg) and passing touchdowns (31)... Set Ole Miss single-season records for total offense (4,542 yds.), completions (303), completion percentage (65.1), passing yards (4,042), passing touchdowns (31) and 300-yard passing games (8)... Became the first quarterback in school history to lead the school to wins over Alabama, Auburn and LSU in the same season.

PERSONAL: Kelly passed for 3,050 yards and 27 touchdowns while rushing for 991 yards and 14 scores as a senior at St. Joseph's Collegiate Institute in Buffalo, N.Y.... Passed for 2,159 yards and 24 touchdowns while rushing for 1,059 yards and 15 touchdowns as a junior... Led his team to the state championship game as a junior and senior, winning the state title as a junior... Also played basketball and lacrosse... His uncle, Jim, is a Pro Football Hall of Fame quarterback who played 11 NFL seasons with Buffalo (1986-96)... Chad Kelly was born on March 26, 1994, in Buffalo, N.Y.

KELLY'S REGULAR SEASON RECORD

Year	Club	G	S	Att.	Comp.	Pct.	PASSING		TD	% Int.	% LG	Sack/Yds.	Rtg.
							Yds.	Yds./Att.					
2017	Denver						INJURED RESERVE						
CAREER TOTALS		0	0	0	0	—	0	0/0	0	—	0	0/0	—



ZACH KERR

92

DEFENSIVE END

6-2 • 334 • 5TH YR. • DELAWARE

BORN: Aug. 29, 1990, in Virginia Beach, Va.

HIGH SCHOOL: Quince Orchard High School, Gaithersburg, Md.

ACQUIRED: Unrestricted Free Agent (Indianapolis), 2017

NFL YEAR: 5th • **YEAR WITH BRONCOS:** 2nd

NFL GAMES PLAYED/STARTED: 47/9



KERR AT A GLANCE:

- A fifth-year defensive linemen who appeared in 47 games (9 starts) during his first four NFL seasons with Indianapolis (2014-16) and Denver (2017), recording 83 tackles (48 solo), six sacks (25 yds.), three passes defended, one forced fumble and one fumble recovery.
- Played 11 games (1 start) during his first season with Denver, tallying 19 tackles (10 solo), 0.5 sacks (3.5 yds.) and one pass defended.
- Appeared in 12 games (4 starts) with the Colts in 2016, totaling 19 tackles (11 solo), 2.5 sacks (15.5 yds.) and one fumble recovery.
- Earned All-Colonial Athletic Association honors as a junior and senior at the University of Delaware (2012-13) after beginning his collegiate career at the University of Maryland (2009-11).
- Joined the Broncos as an unrestricted free agent (Indianapolis) on March 9, 2017.
- Entered the NFL as a college free agent with Indianapolis on May 11, 2014.

CAREER TRANSACTIONS: Signed by Indianapolis as a college free agent 5/11/14; Signed by Denver 3/9/17.



2017: Kerr played 11 games (1 start) during his first season with Denver, tallying 19 tackles (10 solo), 0.5

sacks (3.5 yds.) and one pass defended... Assisted on one tackle in his Broncos' debut at Buf. (9/24)... Made three tackles (1 solo) vs. N.E. (11/12)... Registered five solo tackles at Oak. (11/26)... Posted three tackles (1 solo) and 0.5 sacks (3.5 yds.) at Mia. (12/3).

2016: Kerr played 12 games (4 starts) with Indianapolis, recording 19 tackles (11 solo), 2.5 sacks (15.5 yds.) and one fumble recovery... Totaled a career-high five solo tackles and one sack at Den. (9/18).

2015: Kerr participated in 12 games (4 starts) with the Colts, notching 29 tackles (16 solo) and one pass defended... Opened the final four games of the season, recording 15 tackles (9 solo) in those contests.

2014: Kerr, who entered the NFL as a college free agent with Indianapolis on May 11, saw action in 12 games as a rookie... Contributed 16 tackles (11 solo), three sacks (6 yds.), one pass defended and one forced fumble... Produced his first career sack vs. Ten. (9/8)... Posted one sack (4 yds.) and one pass defended vs. Cin. (10/19).

COLLEGE: Kerr played two seasons at the University of Delaware (2012-13) after beginning his collegiate career at the University of Maryland (2009-11)... Started all 22 games played with the Blue Hens after appearing in 25 contests at Maryland... Finished his senior season at Delaware with 57 tackles (28 solo), 3.5 sacks, four passes defended and two forced fumbles en route to first-team All-Colonial Athletic Association honors... Earned second-team All-CAA honors as a junior after starting all 11 games and leading a defensive front that ranked second in the conference in rushing defense (134.2 ypg)... Finished his junior season with 27 tackles (15 solo), one sack, one interception and two fumble recoveries... Recorded 23 tackles (8 solo) in his two seasons at Maryland before sitting out the 2011 season due to NCAA transfer rules.

PERSONAL: Kerr attended Quince Orchard High School in Gaithersburg, Md., and spent one season at Fork Union (Va.) Military Academy before college... Earned all-Met, all-county and all-state honors in both 2006 and 2007... Zach Kerr was born on Aug. 29, 1990, in Virginia Beach, Va.

KERR'S REGULAR SEASON RECORD

Year	Club	G	S	UT	A	TT	S-Yds.	I-Yds.	PD	FF	FR	TD-Int.	TD-FR	S	Pts.
2014	Indianapolis	12	0	11	5	16	3-6	0-0	1	1	0	0	0	0	0
2015	Indianapolis	12	4	16	13	29	0-0	0-0	1	0	0	0	0	0	0
2016	Indianapolis	12	4	11	8	19	2.5-15.5	0-0	0	0	1	0	0	0	0
2017	Denver	11	1	10	9	19	0.5-3.5	0-0	1	0	0	0	0	0	0
CAREER TOTALS		47	9	48	35	83	6-24.0	0-0	3	1	1	0	0	0	0

ZACH KERR'S CAREER GAME-BY-GAME

(Victories asterisked)

2014 INDIANAPOLIS (11-5) TACKLES															
Date	Opponent	P/S	UT	A	TT	S-Yds.	I-Yds.	PD	FF	FR					
Sep 7	at Denver		1	0	1	0-0	0-0	0	0	0					
Sep 15	vs. Philadelphia	P	0	0	0	0-0	0-0	0	0	0					
Sep 21	at Jacksonville*	P	2	0	2	0-0	0-0	0	0	0					
Sep 28	vs. Tennessee*	P	2	0	2	1-0	0-0	0	0	0					
Oct 5	vs. Baltimore*	P	0	1	1	0-0	0-0	0	0	0					
Oct 9	at Houston*	P	1	0	1	0-0	0-0	0	0	0					
Oct 19	vs. Cincinnati*	P	1	0	1	1-4	0-0	1	0	0					
Oct 26	at Pittsburgh	P	1	0	1	0-0	0-0	0	0	0					
Nov 3	at N.Y. Giants*	P	2	1	3	1-2	0-0	0	1	0					
Nov 16	vs. New England	P	0	2	2	0-0	0-0	0	0	0					
Nov 23	vs. Jacksonville*														
Nov 30	vs. Washington*														
Dec 7	at Cleveland*														
Dec 14	vs. Houston*	P	1	1	2	0-0	0-0	0	0	0					
Dec 21	at Dallas	P	0	0	0	0-0	0-0	0	0	0					
Dec 22	at Tennessee*														
Regular Season Totals			12/0	11	5	16	3-6	0-0	1	1	0				

2015 INDIANAPOLIS (8-8) TACKLES															
Date	Opponent	P/S	UT	A	TT	S-Yds.	I-Yds.	PD	FF	FR					
Sep 13	at Buffalo	P	1	2	3	0-0	0-0	0	0	0					
Sep 21	vs. N.Y. Jets														
Sep 27	at Tennessee*	P	0	2	2	0-0	0-0	0	0	0					
Oct 4	vs. Jacksonville*	P	1	1	2	0-0	0-0	0	0	0					
Oct 8	at Houston*	P	1	1	2	0-0	0-0	0	0	0					
Oct 18	vs. New England														
Oct 25	vs. New Orleans														
Nov 2	at Carolina														
Nov 8	vs. Denver*	P	1	0	1	0-0	0-0	0	0	0					
Nov 22	at Atlanta*	P	0	0	0	0-0	0-0	0	0	0					
Nov 29	vs. Tampa Bay*	P	0	0	0	0-0	0-0	0	0	0					
Dec 6	at Pittsburgh	P	3	1	4	0-0	0-0	0	0	0					
Dec 13	at Jacksonville	S	1	1	2	0-0	0-0	0	0	0					
Dec 20	vs. Houston	S	1	2	3	0-0	0-0	0	0	0					
Dec 27	at Miami*	S	4	1	5	0-0	0-0	1	0	0					
Jan 3	vs. Tennessee*	S	3	2	5	0-0	0-0	0	0	0					
Regular Season Totals			12/4	16	13	29	0-0	0-0	1	0	0				

2016 INDIANAPOLIS (8-8)

TACKLES

Date	Opponent	P/S	UT	A	TT	S-Yds.	I-Yds.	PD	FF	FR
Sep 11	vs. Detroit	P	0	2	2	0-0	0-0	0	0	0
Sep 18	at Denver	P	5	0	5	1-0	0-0	0	0	0
Sep 25	vs. San Diego*	S	1	0	1	0-0	0-0	0	0	0
Oct 2	at Jacksonville	S	1	1	2	0.5-1.5	0-0	0	0	0
Oct 9	vs. Chicago*	S	1	0	1	0-0	0-0	0	0	0
Oct 16	at Houston			INACTIVE						
Oct 23	at Tennessee*			INACTIVE						
Oct 30	vs. Kansas City	P	1	0	1	0-0	0-0	0	0	0
Nov 6	at Green Bay*	P	0	0	0	0-0	0-0	0	0	0
Nov 20	vs. Tennessee*	P	0	0	0	0-0	0-0	0	0	0
Nov 24	vs. Pittsburgh			INACTIVE						
Dec 5	at N.Y. Jets*	P	0	1	1	0-0	0-0	0	0	0
Dec 11	vs. Houston			INACTIVE						
Dec 18	at Minnesota*	S	1	1	2	1-14	0-0	0	0	0
Dec 24	at Oakland	P	1	0	1	0-0	0-0	0	0	0
Jan 1	vs. Jacksonville*	P	0	3	3	0-0	0-0	0	0	1

Regular Season Totals	12/4	11	8	19	2.5-15.5	0-0	0	0	1
------------------------------	-------------	-----------	----------	-----------	-----------------	------------	----------	----------	----------

2017 DENVER (5-11)

TACKLES

Date	Opponent	P/S	UT	A	TT	S-Yds.	I-Yds.	PD	FF	FR
Sep 11	vs. L.A. Chargers*			INACTIVE						
Sep 17	vs. Dallas*			INACTIVE						
Sep 24	at Buffalo	P	0	1	1	0-0	0-0	0	0	0
Oct 1	vs. Oakland*			INACTIVE						
Oct 15	vs. N.Y. Giants			INACTIVE						
Oct 22	at L.A. Chargers	P	0	0	0	0-0	0-0	0	0	0
Oct 30	at Kansas City	P	0	0	0	0-0	0-0	0	0	0
Nov 5	at Philadelphia	P	0	0	0	0-0	0-0	0	0	0
Nov 12	vs. New England	P	1	2	3	0-0	0-0	0	0	0
Nov 19	vs. Cincinnati	P	0	0	0	0-0	0-0	0	0	0
Nov 26	at Oakland	P	5	0	5	0-0	0-0	0	0	0
Dec 3	at Miami	P	1	2	3	0.5-3.5	0-0	0	0	0
Dec 10	vs. N.Y. Jets*	S	1	0	1	0-0	0-0	1	0	0
Dec 14	at Indianapolis*	P	1	2	3	0-0	0-0	0	0	0
Dec 24	at Washington	P	1	2	3	0-0	0-0	0	0	0
Dec 31	vs. Kansas City			INACTIVE						

Season Totals	11/1	10	9	19	0.5-3.5	0-0	1	0	0
----------------------	-------------	-----------	----------	-----------	----------------	------------	----------	----------	----------



MARQUETTE KING

1

PUNTER



6-0 • 195 • 7TH YR. • FORT VALLEY STATE

BORN: Oct. 26, 1988, in Macon, Ga.

HIGH SCHOOL: Rutland High School, Macon, Ga.

ACQUIRED: Free Agent, 2018

NFL YEAR: 7th • **YEAR WITH BRONCOS:** 1st

NFL GAMES PLAYED/STARTED: 80/0 • **POSTSEASON GP/GS:** 1/0

KING AT A GLANCE:

- A seventh-year punter has punted 426 times for 19,941 yards (46.8 avg. / 40.8 net) with 156 punts inside the 20 during his first six years in the NFL with Oakland (2012-17).
- Became the only punter in NFL history to record at least a 40-yard net punting average in each of his first five seasons.
- Ranked third in the NFL with a career-high 42.7-yard net average in 2017, punting 69 times for 3,270 yards (47.4 avg.) with 28 punts inside the 20-yard line.
- Named a second-team All-Pro selection by the *Associated Press* in 2016 after posting the second-highest punting average (48.6) in the NFL and tying for the fifth-most punts (34) placed inside the 20.
- Finished second in the league with a Raiders-record 40 punts placed inside the 20 in 2015 after setting team single-season marks for total punts (109) and punting yards (4,930) during his 2014 campaign.
- Attended Fort Valley State University, where he received first-team Southern Intercollegiate Athletic Conference recognition following his senior season (60 punts, 2,582 yds., 43.0 avg.).

1'S TROPHY CASE

All-Pro (Second-Team)..... 2016

- Entered the NFL with Oakland as a college free agent on May 11, 2012.
- Joined the Broncos as a free agent on April 5, 2018.

CAREER TRANSACTIONS: Signed by Oakland as a college free agent 5/11/12; Released by Oakland 3/30/18; Signed by Denver 4/5/18.



2017: King punted 69 times for 3,270 yards (47.4 avg. / 42.7 net) with 28 punts inside the 20-yard line and six touchbacks during his fifth season playing with the Raiders... Held opposing returners to 205 yards on 32 punts... Recorded three different games where dropped four punts inside the 20-yard line, including landing all four of his punts inside the opponent 20 (4-226 yards, 55.0 net) vs. LAC (10/15).

2016: King was named to the *Associated Press* All-Pro Second Team after posting 81 total punts for 3,937 yards (48.6 avg.) with 34 punts inside the 20-yard line and 16 downed inside the 10-yard line... Ranked second in the league with 16 punts downed inside the 10-yard line, while finishing with a career-high 41.4-yard net average... Produced four games where he delivered four or more punts inside the 20-yard line... Was named the AFC Special Teams Player of the Week for his performance (5-273, 54.6 avg. / 50.6 net) at Jac. (10/23)... Registered season-bests in total punts (8), punting average (56.5) and punts inside the 20-yard line (5) at Den. (1/1)... Punted 10 times for 457 yards (45.7 avg. / 41.4 net) with two punts inside the 20-yard line during his postseason debut in Oakland's AFC Wild Card Game at Hou. (1/7).

2015: King punted 83 times for 3,697 yards (44.5 avg. / 40.7 net) while setting a Raiders record with 40 punts placed inside the 20-yard line... Finished with a season-high net average of 50.8 vs. Den. (10/11)... Punted 10 times for 460 yards (46.0 avg. / 44.3 net) with five punts inside the 20-yard line at Den. (12/13)... Delivered a career-best six punts inside the 20-yard line vs. S.D. (12/24), finishing the game with eight punts for 400 yards (50. avg. / 49.8 net).

2014: King set Raiders records in punts (109) and total yards (4,930), ranking fifth and third in those two categories in NFL history, respectively... Averaged 45.2 yards per punt and placed 31 punts inside the 20-yard line, finishing with a net average of 40.0... Lowered his touchback total from 11 the previous season to three... Matched his career high with 11 punts for 477 yards (43.4 avg.) at K.C. (12/14).

2013: King led the NFL in punting average (48.9) during his first season playing for the Raiders... Finished the year with 84 punts for 4,107 yards (40.1 net) with 11 touchbacks and 23 punts inside the 20-yard line... Made his NFL debut at Ind. (9/8)... Set a career high with 11 punts for 540 yards (49.1 avg.) at Hou. (11/17).

2012: King, who entered the NFL with Oakland as a college free agent, spent his entire rookie season on injured reserve.

COLLEGE: King played four years at Fort Valley State University, earning first-team Southern Intercollegiate Athletic Conference honors as a senior... Punted 60 times for 2,582 yards (43.0 avg.) with 21 punts inside the 20-yard line as a senior... Booted an 80-yard punt at the HBCU All-Star Bowl Game... Punted 54 times for 2,144 yards (39.7 avg.) with 17 punts inside the opponent 20-yard line as a junior... Ranked as the No. 4 punter in Division II.

PERSONAL: King attended Rutland High School in Macon, Ga., where he began playing football as a wide receiver during his sophomore year... Did not begin punting until junior year of high school... Marquette King was born on Oct. 26, 1988, in Macon, Ga.

KING'S REGULAR SEASON RECORD

Year	Club	G	S	No.	Yds.	Avg.	Net.	TB	In 20	LG	Bik.
2012	Oakland										
2013	Oakland	16	0	84	4,107	48.9	40.1	11	23	66	2
2014	Oakland	16	0	109	4,930	45.2	40.0	3	31	62	0
2015	Oakland	16	0	83	3,697	44.5	40.7	4	40	70	1
2016	Oakland	16	0	81	3,937	48.6	41.4	9	34	72	0
2017	Oakland	16	0	69	3,270	47.4	42.7	6	28	65	0
CAREER TOTALS		80	0	426	19,941	46.8	40.8	33	156	72	3

ADDITIONAL STATISTICS: Special-teams tackles — 2013 (2), 2014 (1), 2016 (1), 2017 (2), TOTALS (6). Special-teams FR — 2015 (1), 2016 (2), TOTALS (3). Rushing — 4 rushes for 13 yards (3.3 avg.), 27 LG, 0 TD.

KING'S POSTSEASON RECORD

Year	Club	G	S	No.	Yds.	Avg.	Net.	TB	In 20	LG	Bik.
2016	Oakland	1	0	10	457	45.7	41.4	1	2	62	0
CAREER TOTALS		1	0	10	457	45.7	41.4	1	2	62	0

KING ONE OF LEAGUE'S BEST AND MOST SINCE 2013

WHERE KING RANKS AMONGST LEAGUE'S TOP PUNTERS SINCE 2013 (SORTED BY MOST YARDS)

Player (Tm.)	GP	Punts	Yds.	Avg.	TB	In-20	Net Avg.
Shane Lechler (Hou.)	80	430	20,463	47.6	35	147	39.8
Marquette King (Oak.)	80	426	19,941	46.8	33	156	40.8
Johnny Hekker (LAR)	80	417	19,724	47.3	20	174	44.2
Brett Kern (Ten.)	80	406	18,809	46.3	19	154	40.8
Bryan Anger (Jac./T.B.)	80	404	18,574	46.0	32	143	40.3

MARQUETTE KING'S CAREER GAME-BY-GAME


(Victories asterisked)

2013 OAKLAND (4-12)													
PUNTING													
Date	Opponent	P/S	No.	Yds.	Avg.	Net.	TB	In 20	LG	Blk.	Opp.	Ret.	Ret. Yds.
Sep 8	at Indianapolis	P	2	101	50.5	29.0	1	0	53	0		1	23
Sep 15	vs. Jacksonville*	P	4	192	48.0	41.8	1	1	58	0		1	5
Sep 23	at Denver	P	6	315	52.5	43.5	1	0	66	0		3	34
Sep 29	vs. Washington	P	7	314	44.9	40.4	1	3	48	0		2	11
Oct 6	vs. San Diego*	P	6	297	49.5	42.7	1	1	64	0		2	21
Oct 13	at Kansas City	P	8	414	51.8	45.3	1	1	64	0		6	32
Oct 27	vs. Pittsburgh*	P	8	372	46.5	38.1	1	2	58	0		4	47
Nov 3	vs. Philadelphia	P	7	315	45.0	36.6	1	1	57	0		3	39
Nov 10	at N.Y. Giants	P	5	254	50.8	37.3	0	3	61	1		3	30
Nov 17	at Houston*	P	11	540	49.1	37.7	0	4	64	0		7	125
Nov 24	vs. Tennessee	P	2	95	47.5	47.5	0	0	54	0		1	0
Nov 28	at Dallas	P	5	265	53.0	43.6	1	2	60	0		4	27
Dec 8	at N.Y. Jets	P	2	85	42.5	21.7	1	1	48	1		0	0
Dec 15	vs. Kansas City	P	1	48	48.0	39.0	0	0	48	0		1	9
Dec 22	at San Diego	P	5	271	54.2	47.2	0	2	63	0		3	35
Dec 29	vs. Denver	P	5	229	45.8	41.8	1	2	52	0		1	0
Season Totals		16/0	84	4,107	48.9	40.1	11	23	66	2		42	438
2014 OAKLAND (3-13)													
PUNTING													
Date	Opponent	P/S	No.	Yds.	Avg.	Net.	TB	In 20	LG	Blk.	Opp.	Ret.	Ret. Yds.
Sep 7	at N.Y. Jets	P	9	401	44.6	40.7	1	0	61	0		2	15
Sep 14	vs. Houston	P	3	120	40.0	37.0	0	0	47	0		2	9
Sep 21	at New England	P	5	216	43.2	41.8	0	3	52	0		1	7
Sep 28	vs. Miami	P	6	292	48.7	47.2	0	4	57	0		1	9
Oct 12	vs. San Diego	P	4	165	41.3	34.0	0	3	54	0		1	29
Oct 19	vs. Arizona	P	6	236	39.3	38.2	0	3	46	0		2	7
Oct 26	at Cleveland	P	7	308	44.0	43.0	0	1	53	0		2	7
Nov 2	at Seattle	P	6	314	52.3	46.2	0	3	59	0		3	37
Nov 9	vs. Denver	P	9	389	43.2	37.4	0	0	54	0		4	52
Nov 16	at San Diego	P	9	446	49.6	44.7	0	2	62	0		4	44
Nov 20	vs. Kansas City*	P	6	296	49.3	40.8	0	3	58	0		4	51
Nov 30	at St. Louis	P	8	353	44.1	39.3	1	2	49	0		4	19
Dec 7	vs. San Francisco	P	5	234	46.8	42.2	0	2	55	0		1	23
Dec 14	at Kansas City	P	11	477	43.4	29.2	0	1	57	0		8	156
Dec 21	vs. Buffalo*	P	6	265	44.2	39.0	1	0	57	0		3	11
Dec 28	at Denver	P	9	418	46.4	42.3	0	4	58	0		5	37
Season Totals		16/0	109	4,930	45.2	40.0	3	31	62	0		47	513
2015 OAKLAND (7-9)													
PUNTING													
Date	Opponent	P/S	No.	Yds.	Avg.	Net.	TB	In 20	LG	Blk.	Opp.	Ret.	Ret. Yds.
Sep 13	vs. Cincinnati	P	6	260	43.3	36.2	1	2	48	0		2	23
Sep 20	vs. Baltimore*	P	2	118	59.0	49.0	1	1	70	0		0	0
Sep 27	at Cleveland*	P	4	157	39.3	37.0	0	1	46	0		3	9
Oct 4	at Chicago	P	5	242	48.4	45.0	0	2	54	0		2	17
Oct 11	vs. Denver	P	4	207	51.8	50.8	0	3	61	0		1	4
Oct 25	at San Diego*	P	4	152	38.0	28.0	2	2	44	0		0	0
Nov 1	vs. N.Y. Jets*	P	3	135	45.0	41.7	0	1	52	0		2	10
Nov 8	at Pittsburgh	P	7	277	39.6	39.3	0	3	50	0		3	2
Nov 15	vs. Minnesota	P	6	257	42.8	40.3	0	2	50	0		2	15
Nov 22	at Detroit	P	5	217	43.4	39.0	0	3	66	0		3	22
Nov 29	at Tennessee*	P	4	169	42.3	41.0	0	3	59	0		1	5
Dec 6	vs. Kansas City	P	4	158	39.5	32.3	0	3	52	0		2	29
Dec 13	at Denver*	P	10	460	46.0	44.3	0	5	55	0		3	17
Dec 20	vs. Green Bay	P	5	217	43.4	38.6	0	2	60	0		2	24
Dec 24	vs. San Diego*	P	8	400	50.0	49.8	0	6	65	0		1	2
Jan 3	at Kansas City	P	6	271	45.2	35.6	0	1	57	1		3	22
Season Totals		16/0	83	3,697	44.5	40.7	4	40	70	1		30	201
2016 OAKLAND (12-4)													
PUNTING													
Date	Opponent	P/S	No.	Yds.	Avg.	Net.	TB	In 20	LG	Blk.	Opp.	Ret.	Ret. Yds.
Sep 11	at New Orleans*	P	4	199	49.8	42.0	1	1	62	0		2	11
Sep 18	vs. Atlanta	P	4	211	52.8	34.5	0	3	64	0		2	73
Sep 25	at Tennessee*	P	7	326	46.6	39.4	2	3	72	0		1	10
Oct 2	at Baltimore*	P	8	414	51.8	46.5	0	4	62	0		3	42
Oct 9	vs. San Diego*	P	3	139	46.3	41.3	0	0	51	0		2	15
Oct 16	vs. Kansas City	P	3	159	53.0	36.3	0	0	58	0		1	50
Oct 23	at Jacksonville*	P	5	273	54.6	50.6	0	4	60	0		5	20
Oct 30	at Tampa Bay*	P	6	240	40.0	40.0	0	4	67	0		1	0
Nov 6	vs. Denver*	P	4	169	42.3	39.3	0	2	51	0		1	12
Nov 21	vs. Houston*	P	3	159	53.0	49.7	0	1	59	0		2	10
Nov 27	vs. Carolina*	P	5	239	47.8	47.8	0	3	56	0		1	0
Dec 4	vs. Buffalo*	P	5	221	44.2	40.2	1	2	60	0		0	0
Dec 8	at Kansas City	P	8	348	43.5	31.1	0	0	54	0		6	99
Dec 18	at San Diego*	P	3	153	51.0	43.3	1	1	64	0		1	3
Dec 24	vs. Indianapolis*	P	5	235	47.0	37.0	2	1	58	0		1	10
Jan 1	at Denver	P	8	452	56.5	45.3	2	5	68	0		4	50
Season Totals		16/0	81	3,937	48.6	41.4	9	34	72	0		33	405
Postseason Totals		1/0	10	457	45.7	41.4	1	20	62	0		4	23
SAFC Wild Card Game													

2017 OAKLAND (6-10)

PUNTING

Date	Opponent	P/S	No.	Yds.	Avg.	Net.	TB	In 20	LG	Blk.	Opp. Ret.	Ret. Yds.
Sep 10	at Tennessee*	P	3	158	52.7	44.3	1	1	59	0	1	5
Sep 17	vs. N.Y. Jets*	P	3	166	55.3	51.7	0	2	65	0	2	11
Sep 24	at Washington	P	7	369	52.7	49.4	0	4	61	0	4	23
Oct 1	at Denver	P	6	306	51.0	44.7	0	2	58	0	5	38
Oct 8	vs. Baltimore	P	4	197	49.3	39.5	1	0	62	0	2	19
Oct 15	vs. L.A. Chargers	P	4	226	56.5	55.0	0	4	59	0	2	6
Oct 19	vs. Kansas City*	P	3	146	48.7	44.3	0	1	51	0	2	13
Oct 29	at Buffalo	P	4	153	38.3	34.0	0	1	51	0	2	17
Nov 5	at Miami*	P	3	140	46.7	45.0	0	2	49	0	1	5
Nov 19	vs. New England	P	3	137	45.7	32.3	2	1	47	0	0	0
Nov 26	vs. Denver*	P	6	261	43.5	42.2	0	4	56	0	1	8
Dec 3	vs. N.Y. Giants*	P	4	200	50.0	42.5	1	2	62	0	2	10
Dec 10	at Kansas City	P	7	286	40.9	35.6	1	1	53	0	3	17
Dec 17	vs. Dallas	P	4	182	45.5	41.8	0	1	57	0	2	15
Dec 25	at Philadelphia	P	5	207	41.4	37.8	0	1	51	0	3	18
Dec 31	at L.A. Chargers	P	3	136	45.3	45.3	0	1	50	0	0	0
Season Totals			16/0	69	3,270	47.4	42.7	6	28	65	0	205



CYRUS KOUANDJIO

79

TACKLE



6-7 • 325 • 5TH YR. • ALABAMA

BORN: July 21, 1993, Cameroon

HIGH SCHOOL: DeMatha Catholic High School, Hyattsville, Md.

ACQUIRED: Free Agent, 2017

NFL YEAR: 5th • YEAR WITH BRONCOS: 2nd

NFL GAMES PLAYED/STARTED: 28/8

KOUANDJIO AT A GLANCE:

- A fifth-year offensive tackle who played 28 games (8 starts) with Buffalo (2014-16) and Denver (2017) during his first four NFL seasons.
- Played three games, including one start at right tackle, with Denver in 2017.
- Appeared in 25 games (7 starts) during his three seasons with the Bills, opening five games at left tackle, one game at right tackle and one game as an extra offensive lineman.
- Saw action in 35 games (27 starts) at the University of Alabama from 2011-13, winning a pair of National Championships during his collegiate career.
- Joined the Broncos as a free agent on Nov. 7, 2017.
- Selected by the Bills in the second round (44th overall) of the 2013 NFL Draft.

CAREER TRANSACTIONS: Signed by Buffalo as a draft choice 5/29/14; Waived by Buffalo 5/24/17; Signed by Detroit 6/15/17; Waived by Detroit 8/29/17; Signed by Denver 11/7/17.



2017: Kouandjio played three games (1 start) after joining the Broncos as a free agent on Nov. 7... Competed with Detroit in training camp before being waived on Aug. 29... Made his Broncos debut on special teams vs. N.E. (11/12)... Opened the game at right tackle vs. K.C. (12/31).

2016: Kouandjio appeared in 12 games (5 starts) for the Bills, helping pave the way for an offense that finished first in rushing yards (2,630) and rushing touchdowns (29)... Started at left tackle on five occasions, including the final three games of the season.

2015: Kouandjio played 12 games (2 starts) during his second season in Buffalo, contributing to an offense that finished first in the league in rushing yards (2,432) and rushing touchdowns (19)... Earned his first NFL start at right tackle at Jac. (10/25).

2014: Selected by Buffalo in the second round (44th overall) of the 2014 NFL Draft, Kouandjio saw action in one game... Made his NFL debut vs. K.C. (11/9).

COLLEGE: Kouandjio played 35 games (27 starts) at the University of Alabama from 2011-13, winning a pair of National Championship during his collegiate career... Named an Outland Trophy semifinalist, first-team All-American and first-team All Southeastern Conference selection during his junior season... Opened all 14 games at left tackle as a sophomore in 2012, contributing to an offense that had 10 separate 100-yard rushing performances... Appeared in eight games as a true freshman.

PERSONAL: Kouandjio (pronounced KWAN-jio) attended DeMatha Catholic High School in Hyattsville, Md... Cyrus Kouandjio was born on July 21, 1993, in Cameroon, before moving to the United States when he was 5 years old.

KOUANDJIO'S REGULAR SEASON RECORD

Year	Club	G	S
2014	Buffalo	1	0
2015	Buffalo	12	2
2016	Buffalo	12	5
2017	Denver	3	1
CAREER TOTALS		28	8

ADDITIONAL STATISTICS: Miscellaneous tackles — 2016 (1), TOTAL (1).



CASEY KREITER

42

LONG SNAPPER

6-1 • 250 • 3RD YR. • IOWA

BORN: Aug. 13, 1990, in DeWitt, Iowa

HIGH SCHOOL: Central High School, DeWitt, Iowa

ACQUIRED: Free Agent, 2016

NFL YEAR: 3rd • **YEAR WITH BRONCOS:** 3rd

NFL GAMES PLAYED/STARTED: 26/0



KREITER AT A GLANCE:

- A third-year long snapper who appeared in 26 games with Denver from 2016-17 after spending training camp with Dallas in 2014 and '15.
- Snapped in 40 games for the University of Iowa, earning honorable mention All-Big Ten Conference honors as a senior.
- Joined the Broncos as a free agent on March 17, 2016.
- Entered the NFL with Dallas as a college free agent on May 12, 2014.

CAREER TRANSACTIONS: Signed Dallas as a college free agent 5/12/14; Waived by Dallas 8/26/14; Signed by Dallas 3/17/15; Waived by Dallas 8/31/15; Signed by Denver 4/7/16.



2017: Kreiter snapped in all 16 games and made a pair of special-teams tackles... Made one special-teams stop apiece vs. Dal. (9/17) and at Mia. (12/3).

2016: Kreiter appeared in 10 games with the Broncos before suffering a season-ending calf injury... Made his NFL debut vs. Car. (9/8)... Snapped and made one special-teams tackle at S.D. (10/13)... Placed on injured reserve on Dec 16.

2015: Kreiter competed with Dallas in training camp and was waived during final roster cutdowns on Aug. 31.

2014: Kreiter spent training camp with Dallas before being waived on Aug. 26.

COLLEGE: Kreiter snapped in 40 games for the University of Iowa, earning honorable mention All-Big Ten Conference honors as a senior... Recorded nine special-teams tackles during his career on punt coverage... Named Academic All-Big Ten in his last three seasons in college.

PERSONAL: Kreiter (pronounced CRY-ter) attended Central High School in DeWitt, Iowa, where he earned first team all-state honors as a senior and second team accolades as a junior... Competed in wrestling, baseball and track and field... Spent his time out of football teaching in Iowa... Casey Kreiter was born on Aug. 13, 1990, in DeWitt, Iowa.


KREITER'S REGULAR SEASON RECORD

Year	Club	G	S
2016	Denver	10	0
2017	Denver	16	0
CAREER TOTALS		26	0

ADDITIONAL STATISTICS: Special-teams tackles — 2016 (1), 2017 (2), TOTAL (3).

DID YOU KNOW?

The Broncos' nine AFC Championship Game appearances during Pat Bowlen's 34 years of ownership (1984-2017) are more than the combined conference title game appearance totals of their three AFC West rivals. Oakland, San Diego and Kansas City have combined to play in six AFC Championship Games since 1984.



MATT LACOSSE

83

TIGHT END



6-6 • 255 • 4TH YR. • ILLINOIS

BORN: Sept. 21, 1992, in Naperville, Ill.

HIGH SCHOOL: North High School, Naperville, Ill.

ACQUIRED: Signed off of N.Y. Giants practice squad, 2017

NFL YEAR: 4th • YEAR WITH BRONCOS: 2nd

NFL GAMES PLAYED/STARTED: 7/1

LACOSSE AT A GLANCE:

- A fourth-year tight end who played seven games (1 start) with the N.Y. Giants (2015-17) and Denver (2017) during his first three NFL seasons.
- Appeared in 47 games at the University of Illinois, totaling 38 receptions for 397 yards (10.4 avg.) with six touchdowns.
- Signed by Denver from the N.Y. Giants' practice squad on Dec. 12, 2017.
- Entered the NFL as a college free agent with the N.Y. Giants on May 7, 2015.

CAREER TRANSACTIONS: Signed by N.Y. Giants as a college free agent 5/7/15; Waived by N.Y. Giants 8/4/15; Signed by N.Y. Jets 8/25/15; Waived by N.Y. Jets 8/30/15; Signed by N.Y. Giants (practice squad) 11/4/15; Signed by N.Y. Giants (active roster) 12/25/15; Waived by N.Y. Giants 11/11/17; Signed by N.Y. Giants (practice squad) 11/14/17; Signed by Denver (active roster) 12/12/17.



2017: LaCrosse played five games (2 with Denver; 3 with N.Y. Giants) in addition to competing on the Giants' practice squad... Signed by Denver from the Giants' practice squad on Dec. 12... Made his Broncos debut at Was. (12/24) and also played vs. K.C. (12/31).

2016: LaCrosse spent the entire season with the Giants on injured reserve after suffering a knee injury during the preseason.

2015: LaCrosse, who entered the NFL as a college free agent with the N.Y. Giants on May 7, appeared in two games while also competing on the team's practice squad... Spent one week with the N.Y. Jets in training camp before being waived on Aug. 30... Signed to the Giants' active roster on Dec. 25... Posted three catches for 22 yards in his NFL debut at Min. (12/27).

COLLEGE: LaCrosse played 47 games at the University of Illinois, totaling 38 receptions for 397 yards (10.4 avg.) with six touchdowns... Saw action in 13 games as a senior and had 14 receptions for 117 yards (8.4 avg.) with three touchdowns... Opened 9-of-12 games as a junior, finishing with 20 catches for 237 yards (11.9 avg.) with three touchdowns.

PERSONAL: LaCrosse attended North High School in Naperville, Ill., where he was named to *The Champaign News-Gazette* All-State team... Matt LaCrosse was born on Sept. 21, 1992, in Naperville, Ill.

LACOSSE'S REGULAR SEASON RECORD

Year	Club	RECEIVING							SCORING				
		G	S	No.	Yds.	Avg.	LG	TD	TD	TDr	TDp	TDrt	2pt
2015	N.Y. Giants	2	0	3	22	7.3	10	0	0	0	0	0	0
2016	N.Y. Giants				INJURED RESERVE								
2017	Den./NYG	5	1	0	0	—	—	0	0	0	0	0	0
CAREER TOTALS		7	1	3	22	7.3	10	0	0	0	0	0	0

MATT LACOSSE'S CAREER GAME-BY-GAME

(Victories asterisked)

2015 N.Y. GIANTS (6-10)		RECEIVING							SCORING		
Date	Opponent	P/S	No.	Yds.	Avg.	LG	TD		2pt.	Pts.	
Dec 27	at Minnesota	P	3	22	7.3	10	0		0	0	
Jan 1	vs. Philadelphia	P	0	0	—	—	0		0	0	
Season Totals		2/0	0	0	—	—	0		0	0	
2017 DEN. (5-11) / NYG (3-13)		RECEIVING							SCORING		
Date	Opponent	P/S	No.	Yds.	Avg.	LG	TD		2pt.	Pts.	
Games 1-5											
Oct 15	at Denver*	P	0	0	—	—	0		0	0	
Oct 22	vs. Seattle	S	0	0	—	—	0		0	0	
Nov 5	vs. L.A. Rams	P	0	0	—	—	0		0	0	
WAIVED BY N.Y. GIANTS NOV. 11 / SIGNED BY DENVER DEC. 12											
Dec 14	at Indianapolis*	P	0	0	—	—	0		0	0	
Dec 24	at Washington	P	0	0	—	—	0		0	0	
Dec 31	vs. Kansas City	P	0	0	—	—	0		0	0	
Season Totals		5/1	0	0	—	—	0		0	0	



BRENDAN LANGLEY

27

CORNERBACK



6-0 • 199 • 2ND YR. • LAMAR

BORN: Oct. 16, 1994, in Marietta, Ga.

HIGH SCHOOL: Carlton J. Kell High School, Marietta, Ga.

ACQUIRED: Draft #3b (101st overall), 2017

NFL YEAR: 2nd • YEAR WITH BRONCOS: 2nd

NFL GAMES PLAYED/STARTED: 11/0

LANGLEY AT A GLANCE:

- A second-year cornerback who played 11 games during his rookie season with Denver in 2017.
- Appeared in 22 games (14 starts) in two seasons at Lamar University (2015-16) after beginning his collegiate career at the University of Georgia (2013-14).
- Registered 76 tackles (52 solo), seven interceptions (135 yds.), 27 passes defended, one forced fumble and one fumble recovery in 31 games played (18 starts) during his collegiate career.
- Named a first-team All-Southland Conference selection as a defensive back and return specialist following the 2016 season.
- Selected by the Broncos in the third round (101st overall) of the 2017 NFL Draft.

CAREER TRANSACTIONS: Signed by Denver as a draft choice 5/12/17.



2017: Selected by the Broncos in the third round of the 2017 NFL Draft (101st overall), Langley appeared in 11 games as a rookie... Made his NFL debut on special teams vs. LAC (9/11)... Returned two kickoffs for 75 yards (37.5 avg.) and one punt for six yards vs. NYG (10/15)... Returned three kickoffs for 96 yards (31.0 avg.) with a long of 61 yards at LAC (10/22)... Played extensively on defense for the first time in his career at Oak. (11/26), totaling one tackle and one special-teams stop.

COLLEGE: Langley appeared in 22 games (14 starts) in two seasons at Lamar University from 2015-16 after beginning his collegiate career at the University of Georgia (2013-14)... Started all 11 games played in 2016 recording 43 tackles (28 solo), six interceptions (49 yds.), 13 passes defended and one forced fumble... Named a first-team All-Southland Conference selection as a defensive back and return specialist... Led the Southland Conference and tied for fifth nationally with his six interceptions... Returned 21 punts for 245 yards (11.7 avg.) with two touchdowns... Played 11 games (3 starts) at wide receiver and cornerback in his first season at Lamar.

PERSONAL: Langley was named the *Marietta Daily Journal Cobb Defensive Player of the Year* following his senior season at Kell High School in Marietta, Ga.... Recorded 60 tackles, four interceptions and one fumble recovery while contributing on offense, defense and special teams... Brendan Langley was born on Oct. 16, 1994, in Marietta, Ga.

LANGLEY'S REGULAR SEASON RECORD

Year	Club	G	S	UT	A	TT	S-Yds.	I-Yds.	PD	FF	FR	TD-Int.	TD-FR	S	Pts.
2017	Denver	11	0	2	0	2	0-0	0-0	0	0	0	0	0	0	0
CAREER TOTALS		11	0	2	0	2	0-0	0-0	0	0	0	0	0	0	0

ADDITIONAL STATISTICS: Punt returns — 2017 (1 for 6 yards, 6.0 avg., 6 LG), TOTAL (1 for 6 yards, 6.0 avg., 6 LG). Kickoff returns — 2017 (6 for 183 yards, 30.5 avg., 61 LG), TOTAL (6 for 183 yards, 30.5 avg., 61 LG). Special-teams tackles — 2017 (1), TOTAL (1).

BRENDAN LANGLEY'S CAREER GAME-BY-GAME

(Victories asterisked)

2017 DENVER (5-11)		TACKLES													
Date	Opponent	P/S	UT	A	TT	S-Yds.	I-Yds.	PD	FF	FR					
Sep 11	vs. L.A. Chargers*	P	0	0	0	0-0	0-0	0	0	0					
Sep 17	vs. Dallas*					INACTIVE									
Sep 24	at Buffalo					INACTIVE									
Oct 1	vs. Oakland*	P	0	0	0	0-0	0-0	0	0	0					
Oct 15	vs. N.Y. Giants	P	0	0	0	0-0	0-0	0	0	0					
Oct 22	at L.A. Chargers	P	0	0	0	0-0	0-0	0	0	0					
Oct 30	at Kansas City	P	0	0	0	0-0	0-0	0	0	0					
Nov 5	at Philadelphia	P	0	0	0	0-0	0-0	0	0	0					
Nov 12	vs. New England	P	0	0	0	0-0	0-0	0	0	0					
Nov 19	vs. Cincinnati	P	0	0	0	0-0	0-0	0	0	0					
Nov 26	at Oakland	P	1	0	1	0-0	0-0	0	0	0					
Dec 3	at Miami	P	0	0	0	0-0	0-0	0	0	0					
Dec 10	vs. N.Y. Jets*					INACTIVE									
Dec 14	at Indianapolis*					INACTIVE									
Dec 24	at Washington					INACTIVE									
Dec 31	vs. Kansas City	P	1	0	1	0-0	0-0	0	0	0					
Season Totals			11/0	2	0	2	0-0	0-0	0	0					



RON LEARY

65

GUARD



6-3 • 320 • 7TH YR. • MEMPHIS

BORN: April 29, 1989, in Baton Rouge, La.

HIGH SCHOOL: Southern Lab High School, Baton Rouge, La.

ACQUIRED: Unrestricted Free Agent (Dallas), 2017

NFL YEAR: 7th • **YEAR WITH BRONCOS:** 2nd

NFL GAMES PLAYED/STARTED: 59/58 • **POSTSEASON GP/GS:** 3/3

LEARY AT A GLANCE:

- A seventh-year offensive lineman who started 58-of-59 regular-season games played and three playoff contests during his first six NFL seasons with Dallas (2012-16) and Denver (2017).
- Opened all 11 games played at right guard before being placed on injured reserve during his first season with Denver in 2017
- Appeared in 13 games (12 starts) in 2016, helping Dallas rank second in the NFL in rushing (149.8 ypg) as part of an offensive line that *Pro Football Focus* ranked No. 1 in both run blocking and pass blocking.
- Did not allow a sack during the 2016 season according to STATS LLC.
- Started 31-of-32 possible regular-season games for the Cowboys from 2013-14 after spending most of his rookie season on the team's practice squad.
- Contributed to Dallas allowing the fourth-fewest sacks (65) in the NFL from 2013-14 while posting the league's fifth-highest rushing average (4.6) in that span.
- Played 44 games (36 starts) at left tackle and right guard at the University of Memphis, earning second-team All-Conference USA honors as a senior.
- Joined the Broncos as an unrestricted free agent (Dallas) on March 9, 2017.
- Entered the NFL as a college free agent with Dallas on April 30, 2012.

CAREER TRANSACTIONS: Signed by Dallas as a college free agent 4/30/12; Waived by Dallas 8/31/12; Signed by Dallas (practice squad) 9/1/12; Signed by Dallas (active roster) 12/22/12; Signed by Denver 3/9/17.



2017: Leary opened all 11 games played at right guard before eventually being placed on injured reserve (back) on Dec. 12... Allowed two sacks according to STATS LLC... Started at right guard in his Broncos debut vs. LAC (9/11).

2016: Leary opened 12-of-13 regular-season games and one postseason contest, helping Dallas rank second in the NFL in rushing (149.8 ypg) as part of an offensive line that *Pro Football Focus* ranked No. 1 in both run blocking and pass blocking... Did not allow a sack according to STATS LLC... Blocked for an offense that ranked fifth in the NFL in total offense (376.7) and scoring (26.3 ppg).

2015: Leary started all four games played for the Cowboys... Battled a groin injury early in the season and started three of the first five games... Was inactive for 10 weeks before opening the team's season finale.

2014: Leary opened all 15 regular-season games and two postseason contests for Dallas, contributing to an offense that ranked in the top-10 in total offense (383.6 ypg), rushing (147.1 ypg) and scoring (29.2 ppg)... Made his postseason debut in Dallas' NFC Wild Card Game vs. Det. (1/4).

2013: Leary started all 16 games at left guard for Dallas after earning the starting job in training camp... Made his NFL debut and first career start vs. NYG (9/8).

2012: Leary, who entered the NFL with Dallas as a college free agent on April 30, spent most of the season on the team's practice squad before being promoted to the active roster for the final two games of the season.

COLLEGE: Leary appeared in 44 games (36 starts) at left tackle and right guard at the University of Memphis, earning second-team All-Conference USA honors as a senior... Was a three-year starter on the offensive line, opening 30 games at left tackle and six at right guard... Selected to the 2008 All-Conference USA Freshman Team after playing in eight-of-13 games at left tackle and right tackle.

PERSONAL: Leary began playing football during his junior year at South Lab High School in Baton Rouge, La., becoming a team captain and first-team All-District 7-1A honoree as a senior... Ron Leary was born on April 29, 1989, in Baton Rouge, La.

LEARY'S REGULAR SEASON RECORD

Year	Club	G	S
2012	Dallas	0	0
2013	Dallas	16	16
2014	Dallas	15	15
2015	Dallas	4	4
2016	Dallas	13	12
2017	Denver	11	11
CAREER TOTALS		59	58

ADDITIONAL STATISTICS: Miscellaneous tackles — 2013 (1), 2014 (3), 2017 (2), TOTAL (6). Miscellaneous FR — 2016 (1), TOTAL (1).

LEARY'S POSTSEASON SEASON RECORD

Year	Club	G	S
2014	Dallas	2	2
2016	Dallas	1	1
CAREER TOTALS		3	3



JORDAN LESLIE

19

WIDE RECEIVER

6-1 • 205 • 3RD YR. • BRIGHAM YOUNG

BORN: Oct. 31, 1991, in Houston

HIGH SCHOOL: Tomball (Texas) High School

ACQUIRED: Practice Squad Signee, 2018

NFL YEAR: 3rd • YEAR WITH BRONCOS: 1st

NFL GAMES PLAYED/STARTED: 2/0



LESLIE AT A GLANCE:

- A third-year wide receiver who played two games with Cleveland in 2017 in addition to competing on practice squads with Jacksonville (2015), Atlanta (2015), Tennessee (2016), Cleveland (2016-17) and Denver (2017).
- Played collegiately at Brigham Young University (2014) and at the University of Texas El-Paso (2011-13), recording 180 catches for 2,794 yards (15.5 avg.) with 21 touchdowns.
- Joined Denver as a practice-squad signee on Dec. 27, 2017.
- Entered the NFL as a college free agent with Minnesota on May 6, 2015.

CAREER TRANSACTIONS: Signed by Minnesota as a college free agent 5/6/15; Waived by Minnesota 8/30/15; Signed by Jacksonville (practice squad) 10/21/15; Waived by Jacksonville 10/27/15; Signed by Atlanta (practice squad) 12/15/15; Waived by Atlanta 8/27/16; Signed by Tennessee (practice squad) 10/3/16; Waived by Tennessee 10/3/16; Signed by Cleveland (practice squad) 10/18/16; Waived by Cleveland 9/2/17; Signed by Cleveland (practice squad) 9/19/17; Signed by Cleveland (active roster) 9/22/17; Waived by Cleveland 10/11/17; Signed by Denver (practice squad) 12/27/17.



2017: Leslie played two games with Cleveland and made one catch for 26 yards... Waived by Cleveland on Oct. 11... Joined Denver's practice squad on Dec. 27.

2016: Leslie competed in training camp with Atlanta and spent the season on practice squads with Cleveland and Tennessee.

2015: Leslie, who entered the NFL as a college free agent with Minnesota on May 6, competed in training camp with the Vikings... Spent time on practice squads with Jacksonville and Atlanta.

COLLEGE: Leslie played collegiately at Brigham Young University (2014) and at the University of Texas El-Paso (2011-13), recording 180 catches for 2,794 yards (15.5 avg.) with 21 touchdowns... Started all 13 games during his season at BYU, posting 55 catches for 779 yards (14.2 avg.) with six touchdowns... Led UTEP with 44 receptions for 612 yards (13.9 avg.) and seven touchdowns in 2013 while earning honorable mention All-Conference USA recognition.

PERSONAL: Leslie attended Tomball (Texas) High School, where he was named first-team all-state as a junior and first-team all-district and all-region as a sophomore, junior and senior... Graduated from UTEP with a degree in electrical engineering... Jordan Leslie was born on Oct. 31, 1991, in Houston.

LESLIE'S REGULAR SEASON RECORD

Year	Club	RECEIVING						SCORING					
		G	S	No.	Yds.	Avg.	LG	TD	TD	TDp	TDrt	2pt	Pts.
2017	Cle./Den.	2	0	1	26	26.0	26	0	0	0	0	0	0
CAREER TOTALS		2	0	1	26	26.0	26	0	0	0	0	0	0

JORDAN LESLIE'S CAREER GAME-BY-GAME

(Victories asterisked)

2017 CLE (0-16) / DEN (5-11)		RECEIVING						SCORING	
Date	Opponent	P/S	No.	Yds.	Avg.	LG	TD	2pt.	Pts.
SIGNED BY CLEVELAND (PRACTICE SQUAD) SEPT. 19 / SIGNED BY CLEVELAND (ACTIVE ROSTER) SEPT. 22									
Sep 24	at Indianapolis	P	1	26	26.0	26	0	0	0
Oct 1	vs. Cincinnati	P	0	0	—	—	0	0	0
Oct 8	vs. N.Y. Jets								
INACTIVE									
WAIVED BY CLEVELAND OCT. 11 / SIGNED BY DENVER (PRACTICE SQUAD) DEC. 27									
Season Totals			2/0	1	26	26.0	26	0	0



PAXTON LYNCH

12

QUARTERBACK

6-7 • 245 • 3RD YR. • MEMPHIS

BORN: Feb. 12, 1994, in San Antonio

HIGH SCHOOL: Trinity Christian Academy, Deltona, Fla.

ACQUIRED: Draft #1 (26th overall), 2016

NFL YEAR: 3rd • YEAR WITH BRONCOS: 3rd

NFL GAMES PLAYED/STARTED: 5/4



LYNCH AT A GLANCE:

- A third-year quarterback who played five games (4 starts) with Denver from 2016-17, completing 79-of-128 passes (61.7%) for 792 yards with four touchdowns and four interceptions (76.7 rtg.) in addition to rushing 16 times for 55 yards (3.4 avg.).
- Started all 38 games played at the University of Memphis, completing 758-of-1,205 passes (62.9%) for 8,863 yards with 59 touchdowns and 23 interceptions while adding 17 rushing scores.
- Finished second in Memphis history in career passing yards (8,863), touchdown passes (59) and completion percentage (62.9).
- Led the Tigers to a 9-4 record as a junior in 2015, completing 296-of-443 passes (66.8%) for 3,776 yards with 28 touchdowns and four interceptions.
- Earned All-American Athletic Conference honors following his final two collegiate seasons.
- Selected by the Broncos in the first round (26th overall) of the 2016 NFL Draft.

CAREER TRANSACTIONS: Signed by Denver as a draft choice 6/9/16.



2017: Lynch started both games played and completed 30-of-45 passes (66.7%) for 295 yards with two touchdowns and three interceptions (72.0 rtg.)... Rushed five times for 30 yards (6.0 avg.)... Completed 9-of-14 passes (64.3%) for 41 yards with one interception in addition to rushing for 16 yards on two carries (9.0 avg.) at Oak. (11/26)... Completed 21-of-31 passes (67.7%) for 254 yards with two touchdowns and two interceptions (87.3 rtg.) in addition to rushing three times for 13 yards (4.3 avg.) vs. K.C. (12/31).

2016: Selected by the Broncos in the first round (26th overall) of the 2016 NFL Draft, Lynch played three games (2 starts)... Completed 49-of-83 passes (59.0%) for 497 yards with two touchdowns and one interception during the season... Made his NFL debut when he entered the game in the second quarter at T.B. (10/2), finishing 14-of-24 passing (58.3%) for 170 yards with one touchdown (94.1 rtg.)... Made his first career start vs Atl. (10/9) and completed 23-of-35 passes (65.7%) for 223 yards with one touchdown and one interception (81.0 rtg.)... Posted his first career win at Jac. (12/4), completing 12-of-24 passes (50.0%) for 104 yards while adding 11 yards rushing on two carries.

COLLEGE: Lynch opened all 38 games played at the University of Memphis, completing 758-of-1,205 passes (62.9%) for 8,863 yards with 59 touchdowns and 23 interceptions in addition to rushing for 17 scores... Started all 13 games in his final collegiate season as a redshirt junior, completing 296-of-443 passes (66.8%) for 3,776 yards with 28 touchdowns and four interceptions... Named one of five finalists for the Johnny Unitas Golden Arm Award and a semifinalist for the Davey O'Brien National Quarterback Award and the 79th Maxwell Award in addition to first-team All-American Conference... Tied an NCAA record for the most touchdown passes (7) in a half in the first half against SMU (11/28/15)... Started all 13 games for the Tigers in 2014, completing 259-of-413 passes (62.7%) for 3,031 yards with 22 touchdown and nine interceptions in addition to rushing for 321 yards and 13 scores... Established a school record for total yards of offense (3,352) while earning AAC second-team honors... Started 12 games as a redshirt freshman, throwing for 2,056 yards on 203-of-349 passing (58.2%) with nine touchdowns and 10 interceptions.

PERSONAL: Lynch played quarterback at Trinity Christian Academy in Deltona, Fla.... Passed for more than 3,000 yards combined during his junior and senior seasons despite missing half of his final season with a knee injury... Threw for 237 yards and three touchdowns in the Central Florida All-Star Game in December of 2011, earning the game's MVP award... Majored in Sports and Leisure Management at the University of Memphis... Earned Tiger 3.0 list recognition for the Fall 2012, Spring 2013 and Spring 2014 semesters... Paxton Lynch was born on Feb. 12, 1994, in San Antonio.

LYNCH'S REGULAR SEASON RECORD


Year	Club	G	S	Att.	Comp.	Pct.	PASSING		TD	% Int.	% LG	Sack/Yds.	Rtg.
							Yds.	Yds./Att.					
2016	Denver	3	2	83	49	59.0	497	6.0	2	2.4	1	31	9/42
2017	Denver	2	2	45	30	66.7	295	6.6	2	4.4	3	30	9/51
CAREER TOTALS		5	4	128	79	61.7	792	6.2	4	3.1	4	31	18/93

ADDITIONAL STATISTICS: Miscellaneous FR — 2016 (1), TOTAL (1).

PAXTON LYNCH'S CAREER GAME-BY-GAME

(Victories asterisked)

2016 DENVER (9-7)		PASSING								RUSHING				
Opponent	P/S	Att.	Comp.	Yds.	Pct.	TD	INT	LG	S/Yds.	Rtg.	Att.	Yds.	Avg.	LG
Games 1-3														
at T.B. (10/2)*	P	24	14	170	58.3	1	0	31	1/0	94.1	3	-4	-1.3	-1
vs. Atl. (10/9)	S	35	23	223	65.7	1	1	26	6/40	81.0	6	18	3.0	8
Games 6-11														
at Jac. (12/4)*	S	24	10	104	50.0	0	0	18	2/2	61.8	2	11	5.5	10
Games 13-16														
Preseason Totals	3/2	83	49	497	59.0	2	1	31	9/42	79.2	11	25	2.3	10
2017 DENVER (5-11)		PASSING								RUSHING				
Opponent	P/S	Att.	Comp.	Yds.	Pct.	TD	INT	LG	S/Yds.	Rtg.	Att.	Yds.	Avg.	LG
Games 1-9														
vs. Cin (11/19)														
at Oak. (11/26)	S	14	9	41	64.3	0	1	19	4/23	38.4	2	17	8.5	11
at Mia. (12/3)														
vs. NYJ (12/10)*														
at Ind. (12/14)*														
at Was. (12/24)														
vs. K.C. (12/31)	S	31	21	254	67.7	2	2	30	5/28	87.3	3	13	4.3	6
Season Totals	2/2	45	30	295	66.7	2	3	30	9/51	72.0	5	30	6.0	11



CAUSHAUD LYONS

97

DEFENSIVE END

6-4 • 310 • 2ND YR. • TUSCULUM

BORN: Jan. 3, 1993, in Atlanta

HIGH SCHOOL: Woodland High School, Stockbridge, Ga.

ACQUIRED: Free Agent, 2017

NFL YEAR: 2nd • YEAR WITH BRONCOS: 1st

NFL GAMES PLAYED/STARTED: 0/0



LYONS AT A GLANCE:

- A second-year defensive lineman who spent three weeks on Pittsburgh's active roster in 2015 in addition to competing on practice squads with the Steelers (2015-16), Bears (2017) and Vikings (2017).
- Played at Division II Tusculum University (Tennessee), where he was named a Division II All-American following his senior season.
- Joined the Broncos as a free agent on June 15, 2018.
- Entered the NFL with Tampa Bay as a college free agent on May 4, 2015.

CAREER TRANSACTIONS: Signed by Tampa Bay as a college free agent 5/4/15; Waived by Tampa Bay 9/5/15; Claimed off waivers by Pittsburgh 9/6/15; Waived by Pittsburgh 9/30/15; Signed by Pittsburgh (practice squad) 10/2/15; Waived by Pittsburgh 9/3/16; Signed by Pittsburgh (practice squad) 9/4/16; Signed by Tennessee 1/24/17; Waived by Tennessee 6/13/17; Signed by L.A. Rams 7/29/17; Waived by L.A. Rams 8/22/17; Claimed off waivers by Detroit 8/23/17; Waived by Detroit 9/2/17; Signed by Chicago (practice squad) 12/12/17; Waived by Chicago 1/8/18; Signed by Minnesota (practice squad) 1/9/18; Waived by Minnesota 5/7/18; Signed by Denver 6/15/18.

2017: Lyons competed on practice squads with Chicago and Minnesota after spending the offseason with the Lions, Rams and Titans.

2016: Lyons spent the season competing on Pittsburgh's practice squad.


2015: Lyons, who entered the NFL as a college free agent with Tampa Bay on May 4, spent three weeks on Pittsburgh's active roster in addition to competing on the club's practice squad.

COLLEGE: Lyons played at Division II Tusculum University (Tennessee), where was named a Division II All-American following his senior season... Wrapped up his collegiate career with 181 tackles, 13 sacks, one interception, four pass defended, two forced fumbles and two fumble recoveries... Led the Pioneers with a program-record 89 tackles for a defensive lineman... Was as one of eight national finalists for the Gene Upshaw Award, which recognizes the top NCAA Division II lineman in the country... Chosen as a national finalist for the Cliff Harris Award, which honors the top small college defensive player of the year for NCAA Division II, Division III and NAIA.

PERSONAL: Lyons attended Woodland High School in Stockbridge, Ga.... Caushaud Lyons (pronounced ka-SHAUD) was born on Jan. 3, 1993, in Atlanta.

LYONS' REGULAR SEASON RECORD

Year	Club	G	S	UT	A	TT	S-Yds.	I-Yds.	PD	FF	FR	TD-Int.	TD-FR	S	Pts.
2015	Pittsburgh	0	0	0	0	0	0-0	0-0	0	0	0	0	0	0	0
CAREER TOTALS		0	0	0	0	0	0-0	0-0	0	0	0	0	0	0	0



STANSLY MAPONGA

59

OUTSIDE LINEBACKER

6-2 • 257 • 5TH YR. • TEXAS CHRISTIAN

BORN: March 5, 1991, in Carrollton, Texas

HIGH SCHOOL: Hebron High School, Carrollton, Texas

ACQUIRED: Practice Squad Signee, 2017

NFL YEAR: 5th • **YEAR WITH BRONCOS:** 2nd

NFL GAMES PLAYED/STARTED: 26/0



MAPONGA AT A GLANCE:

- A fifth-year outside linebacker who appeared in 26 games with Atlanta (2013-14) and the N.Y. Giants (2015) in addition to spending time on practice squads with the Giants (2016), Cowboys (2017) and Broncos (2017).
- Recorded eight tackles (4 solo), one sack (11 yds.) and two fumble recoveries during his NFL career.
- Attended Texas Christian University, where he was named a first-team All-Big 12 Conference selection as a redshirt junior and first-team All-Mountain West Conference choice as a redshirt sophomore.
- Joined Denver as a practice-squad signee on Nov. 21, 2017.
- Selected by the Falcons in the fifth round (153rd overall) of the 2013 NFL Draft.

CAREER TRANSACTIONS: Signed by Atlanta as a draft choice 5/17/13; Waived by Atlanta 9/5/15; Signed by Atlanta (practice squad) 9/8/15; Signed by N.Y. Giants (active roster) 12/12/15; Waived by N.Y. Giants 9/3/16; Signed by N.Y. Giants (practice squad) 9/5/16; Waived by N.Y. Giants 9/2/17; Signed by Dallas (practice squad) 10/25/17; Waived by Dallas 11/2/17; Signed by Denver (practice squad) 11/21/17.



2017: Maponga spent the season competing on practice squads with Dallas and Denver after competing in training camp with the N.Y. Giants.

2016: Maponga spent the entire season competing on the Giants' practice squad.

2015: Maponga saw action in two games with the Giants after being signed from Atlanta's practice squad on Dec. 12.

2014: Maponga played 12 games with Atlanta, recording three tackles (2 solo), one sack (11 yds.) and two fumble recoveries... Registered one sack (11 yds.) and one fumble recovery vs. T.B. (9/18).

2013: Selected by Atlanta in the fifth round (153rd overall) of the 2013 NFL Draft, Maponga appeared in 12 games as a rookie... Posted five tackles (2 solo) and one quarterback hit... Made his NFL debut at Mia. (9/22).

COLLEGE: Maponga started 34-of-36 games played at Texas Christian University, finishing his collegiate

career with 113 tackles (63 solo), 15.5 sacks (99 yds.), eight forced fumbles and four fumble recoveries... Chosen to the Big 12 Conference First Team as a redshirt senior after totaling 26 tackles (15 solo), four sacks (28 yds.), two forced fumbles and two fumble recoveries... Selected to the All-Mountain West First Team as a redshirt sophomore, posting 55 tackles (33 solo), nine sacks (54 yds.), five forced fumbles and two fumble recoveries.

PERSONAL: Maponga attended Hebron High School in Carrollton, Texas, where he was named the District 6-5A Defensive Player of the Year in 2008... Finished his senior season with 71 tackles and 5.5 sacks... Stanly Maponga was born on March 5, 1991, in Carrollton, Texas.

MAPONGA'S REGULAR SEASON RECORD

Year	Club	G	S	UT	A	TT	S-Yds.	I-Yds.	PD	FF	FR	TD-Int.	TD-FR	S	Pts.
2013	Atlanta	12	0	2	3	5	0-0	0-0	0	0	0	0	0	0	0
2014	Atlanta	12	0	2	1	3	1-11	0-0	0	0	2	0	0	0	0
2015	N.Y. Giants	2	0	0	0	0	0-0	0-0	0	0	0	0	0	0	0
CAREER TOTALS		26	0	4	4	8	1-11	0-0	0	0	2	0	0	0	0

STANSLY MAPONGA'S CAREER GAME-BY-GAME

(Victories asterisked)

2013 ATLANTA (4-12)		TACKLES									
Date	Opponent	P/S	UT	A	TT	S-Yds.	I-Yds.	PD	FF	FR	
Sep 8	at New Orleans				INACTIVE						
Sep 15	vs. St. Louis*				INACTIVE						
Sep 22	at Miami	P	0	0	0	0-0	0-0	0	0	0	
Sep 29	vs. New England				INACTIVE						
Oct 7	vs. N.Y. Jets				INACTIVE						
Oct 20	vs. Tampa Bay*	P	0	0	0	0-0	0-0	0	0	0	
Oct 27	at Arizona	P	0	0	0	0-0	0-0	0	0	0	
Nov 3	at Carolina	P	1	1	2	0-0	0-0	0	0	0	
Nov 10	vs. Seattle	P	0	0	0	0-0	0-0	0	0	0	
Nov 17	at Tampa Bay	P	0	0	0	0-0	0-0	0	0	0	
Nov 21	vs. New Orleans	P	0	1	1	0-0	0-0	0	0	0	
Dec 1	at Buffalo*	P	0	0	0	0-0	0-0	0	0	0	
Dec 8	at Green Bay	P	0	0	0	0-0	0-0	0	0	0	
Dec 15	vs. Washington*	P	0	0	0	0-0	0-0	0	0	0	
Dec 23	at San Francisco	P	1	0	1	0-0	0-0	0	0	0	
Dec 29	vs. Carolina	P	0	1	1	0-0	0-0	0	0	0	
Season Totals			12/0	2	3	5	0-0	0-0	0	0	0

2014 ATLANTA (5-11)		TACKLES									
Date	Opponent	P/S	UT	A	TT	S-Yds.	I-Yds.	PD	FF	FR	
Sep 7	vs. New Orleans*	P	1	0	1	0-0	0-0	0	0	0	
Sep 14	at Cincinnati	P	0	0	0	0-0	0-0	0	0	0	
Sep 18	vs. Tampa Bay*	P	1	0	1	1-11	0-0	0	0	1	
Sep 28	at Minnesota	P	0	0	0	0-0	0-0	0	0	0	
Oct 5	at N.Y. Giants				INACTIVE						
Oct 12	vs. Chicago	P	0	0	0	0-0	0-0	0	0	0	
Oct 19	at Baltimore	P	0	0	0	0-0	0-0	0	0	0	
Oct 26	vs. Detroit	P	0	0	0	0-0	0-0	0	0	0	
Nov 9	at Tampa Bay*	P	0	0	0	0-0	0-0	0	0	1	
Nov 16	at Carolina*	P	0	0	0	0-0	0-0	0	0	0	
Nov 23	vs. Cleveland	P	0	0	0	0-0	0-0	0	0	0	
Nov 30	vs. Arizona*	P	0	1	1	0-0	0-0	0	0	0	
Dec 8	at Green Bay				INACTIVE						
Dec 14	vs. Pittsburgh	P	0	0	0	0-0	0-0	0	0	0	
Dec 21	at New Orleans*				INACTIVE						
Dec 28	vs. Carolina				INACTIVE						
Season Totals			12/0	2	1	3	1-11	0-0	0	0	2

2015 N.Y. GIANTS (6-10)		TACKLES									
Date	Opponent	P/S	UT	A	TT	S-Yds.	I-Yds.	PD	FF	FR	
GAMES 1-13											
PRACTICE SQUAD (ATLANTA)											
SIGNED BY NEW YORK GIANTS (ACTIVE ROSTER) DEC. 12											
Dec 14	at Miami*				INACTIVE						
Dec 20	vs. Carolina	P	0	0	0	0-0	0-0	0	0	0	
Dec 27	at Minnesota				INACTIVE						
Jan 3	vs. Philadelphia	P	0	0	0	0-0	0-0	0	0	0	
Season Totals			2/0	0	0	0	0-0	0-0	0	0	0



BRANDON MARSHALL

54

INSIDE LINEBACKER



6-1 • 250 • 7th Yr. • NEVADA

BORN: Sept. 10, 1989, in Las Vegas

HIGH SCHOOL: Cimarron-Memorial High School, Las Vegas

ACQUIRED: Free Agent, 2013

NFL YEAR: 7th • YEAR WITH BRONCOS: 6th

NFL GAMES PLAYED/STARTED: 63/56 • POSTSEASON GP/GS: 7/4

MARSHALL AT A GLANCE:

- A seventh-year linebacker who played 63 career regular-season games (56 starts) and seven playoff contests (4 starts) during his first six NFL seasons with Jacksonville (2012) and Denver (2013-17).
- Led the Broncos in 2017 with 106 tackles (75 solo) in addition to three sacks (10 yds.), four passes defended, one forced fumble and one fumble recovery.
- Opened all 11 games played for Denver in 2016, registering 52 tackles (39 solo) and three passes defended.
- Finished second on the Broncos with 101 tackles (76 solo) in 2015 in addition to tallying 1.5 sacks (10.5 yds.), one interception, four passes defended and two forced fumbles.
- Voted by his teammates as the co-recipient of the 2015 Ed Block Courage Award after coming back from a foot injury to post his second consecutive 100-plus tackle season.
- Selected by the local media as the recipient of the Darrent Williams Good Guy Award in 2015, given annually to the Bronco who best exemplifies Williams' enthusiasm, cooperation and honesty while dealing with members of the press.
- Named a 2015 Broncos Community Ambassador award winner.
- Led the Broncos with 110 tackles (88 solo) in 2014 with that total ranking second in the NFL among first-year defensive starters.
- Spent the majority of the 2013 season on the Broncos' practice squad before being elevated to the active roster and appearing in four games (1 reg. season, 3 postseason).
- Saw action in five games for the Jaguars as a rookie in 2012 and contributed three special-teams tackles for the club.
- Totaled 259 career tackles, including 40 stops for a loss, as a four-year starter at the University of Nevada.
- Joined the Broncos as a practice-squad signee on Sept. 2, 2013.
- Selected by Jacksonville in the fifth round (142nd overall) of the 2012 NFL Draft.

CAREER TRANSACTIONS: Signed by Jacksonville as a draft choice 6/5/12; Waived by Jacksonville 10/27/12; Signed by Jacksonville 10/30/12; Waived by Jacksonville 11/1/12; Signed by Jacksonville (practice squad) 11/5/12; Signed by Jacksonville (active roster) 12/18/12; Waived by Jacksonville 8/30/13; Signed by Denver (practice squad) 9/2/13; Signed by Denver (active roster) 12/24/13.



2017: Marshall paced the team with 106 tackles (75 solo) in addition to totaling three sacks (10 yds.), four passes defended, one forced fumble and one fumble recovery... Posted a team-best 10 tackles (8 solo) and one sack (2 yds.) at Buf. (9/24)... Returned a fumble 19 yards for his first career touchdown, sacked Carson Wentz and recorded six tackles (5 solo) at Phi. (11/5)... Led the team with 10 tackles (7 solo) vs. N.E. (11/12)... Strip-sacked Josh McCown (4 yds.) and led the team with seven tackles (6 solo) vs. NYJ (12/10)... Led the team with nine tackles (6 solo) and had one pass defended at Was. (12/24).

2016: Marshall started all 11 games played, finishing with 49 tackles (37 solo) and three passes defended... Recorded six solo tackles vs. Car. (9/8)... Totaled four solo stops and one pass defended vs. Ind. (9/18)... Led the team with nine tackles (4 solo) at Cin. (9/25)... Finished with six tackles (4 solo) and one pass defended vs. K.C. (11/27)... Was inactive the final four games of the season with an injury.

2015: Marshall started all 16 regular-season games and all three postseason contests, totaling 100-plus tackles (101) for the second consecutive season and adding 1.5 sacks (10.5 yds.), one interception, four passes defended and two forced fumbles... Teamed with ILB Danny Trevathan to become the first pair of Broncos since 2009 with 100-plus tackles each in a single season... Registered 14 tackles (9 solo), two passes defended and one forced fumble in three postseason games... Made five tackles (4 solo) and forced a fumble that led to CB Bradley Roby's 21-yard game-winning fumble return with 0:27 remaining at K.C. (9/17)... Led the team with 12 tackles (11 solo) at Det. (9/27)... Picked off Steelers QB Ben Roethlisberger in the fourth quarter at Pit. (12/20)... Notched four tackles (3 solo) and one pass defended in Denver's AFC Divisional Playoff Game vs. Pit.

(1/17)... Posted five tackles (4 solo), one pass defended and one forced fumble in Denver's AFC Championship Game vs. N.E. (1/24)... Talled five tackles (2 solo) in Denver's Super Bowl 50 victory vs. Car. (2/7).

2014: Marshall played in 14 regular-season games (13 starts), totaling a team-high 110 tackles (88 solo), two sacks (17 yds.), one interception (0 yds.), nine passes defended, one forced fumble and two special-teams stops... Racked up the second-most defensive stops by an NFL player in his first year as a starter in 2014... Totaled a career-best 15 tackles (13 solo) at StL. (11/16)... Led the team with nine solo tackles vs. Buf. (12/7) and swatted down a career-high three passes defended to become just the sixth player in the NFL in 2014 to post at least nine tackles and three passes defended in a single game... Notched his first career sack vs. K.C. (9/14)... Recorded his first career interception vs. Buf. (12/7)... Missed the final two games of the regular season with a foot injury before returning to start in Denver's AFC Divisional Playoff Game vs. Ind (1/11).

2013: Marshall spent the first 16 weeks of the 2013 season on Denver's practice squad after being waived by Jacksonville... Signed to the Broncos' active roster Dec. 24... Appeared in Denver's regular-season finale as well as all three playoff contests... Made his first career defensive tackle to go along with a special-teams stop at Oak. (12/29)... Contributed one special-teams tackle in Super Bowl XLVIII vs. Sea. (2/2).

2012: Selected by Jacksonville in the fifth round (142nd overall) of the 2012 NFL Draft, Marshall saw action in four of the team's first six games as a rookie before splitting time on the Jaguars' practice squad and active roster during the second half of the season... Posted three special-teams tackles.

COLLEGE: Marshall recorded 259 tackles (145 solo), 40 tackles for a loss, six sacks, three interceptions, seven fumble recoveries and three forced fumbles as a four-year starter at the University of Nevada... Made 102 tackles with 10 tackles for a loss as a senior to earn second-team All-Western Athletic Conference honors from Phil Steele Publications.

PERSONAL: Marshall played linebacker, running back and tight end at Cimarron-Memorial High School in Las Vegas, earning first-team All-Sunset Conference and second-team all-state as a senior... Finished his prep career with 68 tackles, 13 sacks, 57 quarterback pressures, four fumble recoveries and 10 offensive touchdowns... Received the 2017 Courage Award from the Harvard Graduate School of Education's Alumni of Color... Partnered with the Rose Androm Center in December 2014 to host a clothing drive benefiting survivors of domestic violence... Participated in the teams' Hometown Huddle event in 2014, the Broncos' annual Play 60 event for the 16 branches of Boys & Girls Clubs of Metro Denver... Brandon Markieth Marshall was born on Sept 10, 1989, in Las Vegas.

MARSHALL'S REGULAR SEASON RECORD

Year	Club	G	S	UT	A	TT	S-Yds.	I-Yds.	PD	FF	FR	TD-Int.	TD-FR	S	Pts.
2012	Jacksonville	5	0	0	0	0	0-0	0-0	0	0	0	0	0	0	0
2013	Denver	1	0	1	0	1	0-0	0-0	0	0	0	0	0	0	0
2014	Denver	14	13	88	22	110	2-17	1-0	9	1	0	0	0	0	0
2015	Denver	16	16	76	25	101	1.5-10.5	1-0	4	2	0	0	0	0	0
2016	Denver	11	11	39	13	52	0-0	0-0	3	0	0	0	0	0	0
2017	Denver	16	16	75	31	106	3-10	0-0	4	1	1	0	1	0	6
CAREER TOTALS		63	56	279	91	370	6.5-37.5	2-0	20	4	1	0	1	0	6
BRONCOS TOTALS		58	56	279	91	370	6.5-37.5	2-0	20	4	1	0	1	0	6

ADDITIONAL STATISTICS: Special-teams tackles — 2012 (3), 2013 (1), 2014 (2), 2015 (1), TOTAL (7).

MARSHALL'S POSTSEASON RECORD

Year	Club	G	S	UT	A	TT	S-Yds.	I-Yds.	PD	FF	FR	TD-Int.	TD-FR	S	Pts.
2013	Denver	3	0	0	0	0	0-0	0-0	0	0	0	0	0	0	0
2014	Denver	1	1	4	2	6	0-0	0-0	0	0	0	0	0	0	0
2015	Denver	3	3	9	5	14	0-0	0-0	2	1	0	0	0	0	0
CAREER TOTALS		7	4	13	7	20	0-0	0-0	2	1	0	0	0	0	0

ADDITIONAL STATISTICS: Special-teams tackles — 2013 (1), TOTAL (1).

MARSHALL'S SINGLE GAME HIGHS

(Postseason in parentheses)

Tackles — 15, at St. Louis, 11/16/14 (6 vs. Indianapolis, 1/11/15). **Sacks** — 1, 6x, last vs. New York Jets, 12/10/17 (none). **Sack yards** — 12 at Kansas City, 11/30/14 (none). **Interceptions** — 1, twice, last at Pittsburgh, 12/20/15 (none). **Passes defended** — 3 vs. Buffalo, 12/7/14 (1, twice, last vs. New England, 1/24/16). **Forced fumbles** — 1, four times, last vs. New York Jets, 12/10/17 (1 vs. New England, 1/24/16). **Special-teams tackles** — 1, seven times, last vs. Oakland, 12/13/15 (1 vs. Seattle, 2/2/14).

BRANDON MARSHALL'S CAREER BY GAME

(Victories asterisked)

2012 JACKSONVILLE (2-14) TACKLES										
Date	Opponent	P/S	UT	A	TT	S-Yds.	I-Yds.	PD	FF	FR
Sep 9	at Minnesota	P	0	0	0	0-0	0-0	0	0	0
Sep 16	vs. Houston	P	0	0	0	0-0	0-0	0	0	0
Sep 23	at Indianapolis*	P	0	0	0	0-0	0-0	0	0	0
Sep 30	vs. Cincinnati			INACTIVE						
Oct 7	vs. Chicago	P	0	0	0	0-0	0-0	0	0	0
Oct 21	at Oakland			INACTIVE						
WAIVED BY JACKSONVILLE ON NOV. 1 / SIGNED TO JACKSONVILLE'S PRACTICE SQUAD ON NOV. 5										
Games 9-14 PRACTICE SQUAD										
Dec 23	vs. New England			INACTIVE						
Dec 30	at Tennessee	P	0	0	0	0-0	0-0	0	0	0
Regular Season Totals		5/0	0	0	0	0-0	0-0	0	0	0

2013 DENVER (13-3) TACKLES

Date	Opponent	P/S	UT	A	TT	S-Yds.	I-Yds.	PD	FF	FR
Games 1-15										
Dec 29	at Oakland*	P	1	0	1	0-0	0-0	0	0	0
PRACTICE SQUAD										
Regular Season Totals										
Jan 12	vs. San Diego*†	1/0	1	0	1	0-0	0-0	0	0	0
Jan 19	vs. New England*‡	P	0	0	0	0-0	0-0	0	0	0
Feb 2	vs. Seattle§	P	0	0	0	0-0	0-0	0	0	0
Postseason Totals										
†AFC Divisional Playoff Game; ‡AFC Championship Game; §Super Bowl XLVIII										

2014 DENVER (12-4) TACKLES

Date	Opponent	P/S	UT	A	TT	S-Yds.	I-Yds.	PD	FF	FR	
Sep 7	Indianapolis*	S	7	2	9	0-0	0-0	1	0	0	
Sep 14	vs. Kansas City*	S	6	2	8	1-5	0-0	1	1	0	
Sep 21	at Seattle	S	5	7	12	0-0	0-0	0	0	0	
Oct 5	vs. Arizona*	S	2	0	2	0-0	0-0	1	0	0	
Oct 12	at N.Y. Jets*	P	5	1	6	0-0	0-0	0	0	0	
Oct 19	vs. San Francisco*	S	8	0	8	0-0	0-0	1	0	0	
Oct 23	vs. San Diego*	S	8	2	10	0-0	0-0	1	0	0	
Nov 2	at New England	S	4	1	5	0-0	0-0	0	0	0	
Nov 9	at Oakland*	S	11	2	13	0-0	0-0	1	0	0	
Nov 16	at St. Louis	S	13	2	15	0-0	0-0	0	0	0	
Nov 23	vs. Miami*	S	2	1	3	0-0	0-0	0	0	0	
Nov 30	at Kansas City*	S	5	1	6	1-12	0-0	0	0	0	
Dec 7	vs. Buffalo*	S	9	0	9	0-0	1-0	3	0	0	
Dec 14	at San Diego*	S	3	1	4	0-0	0-0	0	0	0	
Dec 22	at Cincinnati	INACTIVE									
Dec 28	vs. Oakland*	INACTIVE									
Regular Season Totals			14/13	88	22	110	2-17	1-0	9	1	0
Jan 11	vs. Indianapolis†	S	4	2	6	0-0	0-0	0	0	0	
Postseason Totals			1/1	4	2	6	0-0	0-0	0	0	0
†AFC Divisional Playoff Game											

2015 DENVER (12-4) TACKLES

Date	Opponent	P/S	UT	A	TT	S-Yds.	I-Yds.	PD	FF	FR
Sept 13	vs. Baltimore*	S	6	1	7	1-8	0-0	1	0	0
Sept 17	at Kansas City*	S	4	1	5	0-0	0-0	0	1	0
Sept 27	at Detroit*	S	11	1	12	0-0	0-0	0	0	0
Oct 4	vs. Minnesota*	S	6	3	9	0-0	0-0	0	0	0
Oct 11	at Oakland*	S	7	1	8	0-0	0-0	0	0	0
Oct 18	at Cleveland*	S	4	3	7	0.5-2.5	0-0	0	0	0
Nov 1	vs. Green Bay*	S	6	0	6	0-0	0-0	0	1	0
Nov 8	at Indianapolis	S	3	6	9	0-0	0-0	0	0	0
Nov 15	vs. Kansas City	S	5	3	8	0-0	0-0	0	0	0
Nov 22	at Chicago*	S	7	0	7	0-0	0-0	0	0	0
Nov 29	vs. New England*	S	2	1	3	0-0	0-0	1	0	0
Dec 6	at San Diego*	S	3	0	3	0-0	0-0	0	0	0
Dec 13	vs. Oakland	S	3	0	3	0-0	0-0	0	0	0
Dec 20	at Pittsburgh	S	4	3	7	0-0	1-0	1	0	0
Dec 28	vs. Cincinnati*	S	7	0	7	0-0	0-0	0	0	0
Jan 3	vs. San Diego*	S	0	0	0	0-0	0-0	0	0	0
Season Totals										
Jan 17	vs. Pittsburgh*†	16/16	78	23	101	1.5-10.5	1-0	3	2	0
Jan 24	vs. New England*‡	S	4	1	5	0-0	0-0	1	1	0
Feb 7	vs. Carolina*§	S	2	3	5	0-0	0-0	0	0	0
Postseason Totals										
†AFC Divisional Playoff Game; ‡AFC Championship Game; §Super Bowl 50										

2016 DENVER (9-7) TACKLES

Date	Opponent	P/S	UT	A	TT	S-Yds.	I-Yds.	PD	FF	FR
Sep 8	vs. Carolina*	S	6	0	6	0-0	0-0	0	0	0
Sep 18	vs. Indianapolis*	S	4	0	4	0-0	0-0	1	0	0
Sep 25	at Cincinnati*	S	4	5	9	0-0	0-0	0	0	0
Oct 2	at Tampa Bay*	S	5	1	6	0-0	0-0	0	0	0
Oct 9	vs. Atlanta	S	2	1	3	0-0	0-0	0	0	0
Oct 13	at San Diego	S	5	1	6	0-0	0-0	0	0	0
Oct 24	vs. Houston*	S	2	2	4	0-0	0-0	0	0	0
Oct 30	vs. San Diego*	INACTIVE								
Nov 6	at Oakland	S	2	0	2	0-0	0-0	1	0	0
Nov 13	at New Orleans*	S	3	0	3	0-0	0-0	0	0	0
Nov 27	vs. Kansas City	S	4	2	6	0-0	0-0	0	0	0
Dec 4	at Jacksonville*	S	2	1	3	0-0	0-0	0	0	0
Games 13-16										
INACTIVE										
Season Totals										
11/11 39 13 52 0-0 0-0 2 0 0										

2017 DENVER (5-11)			TACKLES							
Date	Opponent	P/S	UT	A	TT	S-Yds.	I-Yds.	PD	FF	FR
Sep 11	vs. L.A. Chargers*	S	5	3	8	0-0	0-0	0	0	0
Sep 17	vs. Dallas*	S	6	1	7	0-0	0-0	0	0	0
Sep 24	at Buffalo	S	8	2	10	1-2	0-0	0	0	0
Oct 1	vs. Oakland*	S	3	3	6	0-0	0-0	0	0	0
Oct 15	vs. N.Y. Giants	S	1	3	4	0-0	0-0	1	0	0
Oct 22	at L.A. Chargers	S	3	4	7	0-0	0-0	0	0	0
Oct 30	at Kansas City	S	7	1	8	0-0	0-0	0	0	0
Nov 5	at Philadelphia	S	5	1	6	1-4	0-0	1	0	1
Nov 12	vs. New England	S	7	3	10	0-0	0-0	0	0	0
Nov 19	vs. Cincinnati	S	3	0	3	0-0	0-0	0	0	0
Nov 26	at Oakland	S	3	4	7	0-0	0-0	0	0	0
Dec 3	at Miami	S	6	1	7	0-0	0-0	0	0	0
Dec 10	vs. N.Y. Jets*	S	6	1	7	1-4	0-0	0	1	0
Dec 14	at Indianapolis*	S	2	0	2	0-0	0-0	0	0	0
Dec 24	at Washington	S	6	3	9	0-0	0-0	1	0	0
Dec 31	vs. Kansas City	S	4	1	5	0-0	0-0	1	0	0
Season Totals		16/16	75	31	106	3-10	0-0	4	1	1



CLINTON McDONALD 98

DEFENSIVE END

6-2 • 297 • 9TH YR. • MEMPHIS

BORN: Jan. 6, 1987, in Jacksonville, Ark.

HIGH SCHOOL: Jacksonville (Ark.) High School

ACQUIRED: Unrestricted Free Agent (Tampa Bay), 2018

NFL YEAR: 9th • YEAR WITH BRONCOS: 1st

NFL GAMES PLAYED/STARTED: 97/36 • POSTSEASON GP/GS: 5/1



McDONALD AT A GLANCE:

- A ninth-year defensive lineman who played 97 games (36 starts) and five postseason contests (1 start) during his first eight NFL seasons with Cincinnati (2009-10), Seattle (2011-13) and Tampa Bay (2014-17).
- Recorded 240 tackles (157 solo), 19 sacks (130 yds.), two interceptions (6 yds.), six passes defended and five fumble recoveries in his career.
- Appeared in 14 games (3 starts) for the Buccaneers in 2017, posting 29 tackles (18 solo), five sacks (30 yds.) and one pass defended.
- Chosen as Tampa Bay's Walter Payton Man of the Year nominee in 2017.
- Started all 31 games played for Tampa Bay during his first three seasons with the club, registering 112 tackles (80 solo), 8.5 sacks (55.5 yds.), one interception (3 yds.), two passes defended and two fumble recoveries during that span.
- Played 44 games (2 starts) and five postseason contests (1 start) as a reserve defensive lineman with the Seahawks, notching 95 tackles (57 solo), 5.5 sacks (44.5 yds.), one interception (3 yds.) and three fumble recoveries.
- Totaled five tackles (3 solo) and one fumble recovery while starting in Seattle's Super Bowl XLVIII win against Denver.
- Saw action in eight games with Cincinnati in 2010 after spending his rookie season (2009) on the team's practice squad.
- Started 33-of-48 games played during his four seasons at the University of Memphis (2005-08), totaling 141 tackles and 11.5 sacks.
- Named a first-team All-Conference USA selection following his senior season after ranking third in the conference with seven sacks despite missing two games with an ankle injury.
- Joined the Broncos as an unrestricted free agent (Tampa Bay) on March 21, 2018.
- Selected by Cincinnati in the seventh round (249th overall) of the 2009 NFL Draft.

CAREER TRANSACTIONS: Signed by Cincinnati as a draft choice 6/22/09; Waived by Cincinnati 9/5/09; Signed by Cincinnati (practice squad) 9/6/09; Waived by Cincinnati 9/4/10; Signed by Cincinnati (practice squad) 9/5/10; Signed by Cincinnati (active roster) 11/8/10; Traded to Seattle 8/29/11; Waived by Seattle 8/31/13; Signed by Seattle 9/14/13; Signed by Tampa Bay 3/11/14; Signed by Denver 3/21/18.



2017: McDonald, who was selected as Tampa Bay's Walter Payton Man of the Year nominee, played 14 games (3 starts)... Posted 29 tackles (18 solo), five sacks (30 yds.) and one pass defended... Recorded a

sack in five different games.

2016: McDonald started all 12 games played, finishing the season with 36 tackles (25 solo) and 3.5 sacks (11 yds.)... Matched his career-best with eight tackles (6 solo) and 1.5 sacks (8.5 yds.) vs. Den. (10/2)... Missed Games 5-9 with a hamstring injury... Returned from injury vs. Chi. (11/13) and sacked Jay Cutler (5 yds.).

2015: McDonald opened all six games played before suffering a season-ending pectoral injury... Was on pace for a career-best year after recording 31 tackles (21 solo) in six contests... Recorded at least four tackles in five of six games played, including tying his career-best with eight stops (4 solo) at Hou. (9/27).

2014: McDonald started all 13 games played after signing with Tampa Bay as an unrestricted free agent... Ended the season with a career-best 45 tackles (34 solo) to go along with five sacks (41 yds.), one interception (3 yds.), two passes defended and two fumble recoveries... Tallied seven tackles (6 solo) and one sack (10 yds.) vs. StL (9/14)... Produced at least one sack in four of his final five games played.

2013: McDonald appeared in all 15 games (1 start) and three postseason contests (1 start) during his final season with Seattle... Posted a career-high 5.5 sacks (44.5 yds.) in addition to 35 tackles (19 solo), one interception (3 yds.) and two fumble recoveries... Totaled seven tackles (4 solo) and one fumble recovery in three postseason games... Tied his career high with 1.5 sacks (10.5 yds.) vs. Jac. (9/22)... Started Super Bowl XLVIII vs. Den. (2/2), notching five tackles (3 solo) and one fumble recovery.

2012: McDonald played 14 regular-season games and two postseason contests with Seattle, recording 25 tackles (17 solo) and one pass defended... Had multiple stops in nine games... Made three tackles (1 solo) in two postseason contests.

2011: McDonald saw action in 15 games (1 start) with Seattle after being acquired in a trade with Cincinnati on Aug. 29... Finished his first season with the Seahawks with 35 tackles (21 solo) and one fumble recovery.

2010: McDonald played eight games with Cincinnati and made four tackles (2 solo) after spending the first seven weeks of the season on the club's practice squad.

2009: Selected by Cincinnati in the seventh round (249th overall) of the 2009 NFL Draft, McDonald spent his rookie season competing on the Bengals' practice squad.

COLLEGE: McDonald started 33-of-48 games played during his four seasons at the University of Memphis (2005-08), totaling 141 tackles and 11.5 sacks... Named an All-Conference USA First Team selection following his senior season after ranking third in the conference with seven sacks in addition to notching 39 tackles (17 solo)... Selected as a permanent team captain following his junior season in 2007... Registered 55 tackles (27 solo) and four sacks (22 yds.) as a junior.

PERSONAL: McDonald was a three-year letterman at Jacksonville (Ark.) High School, where he earned Class 5-A all-state honors and was named to the *Arkansas Democrat-Gazette's* 5-A Top Prospects list as a senior... Clinton McDonald was born on Jan. 6, 1987, in Jacksonville, Ark.

McDONALD'S REGULAR SEASON RECORD

Year	Club	G	S	UT	A	TT	S-Yds.	I-Yds.	PD	FF	FR	TD-Int.	TD-FR	S	Pts.
2009	Cincinnati						PRACTICE SQUAD								
2010	Cincinnati	8	0	2	2	4	0-0	0-0	0	0	0	0	0	0	0
2011	Seattle	15	1	21	14	35	0-0	0-0	0	0	1	0	0	0	0
2012	Seattle	14	0	17	8	25	0-0	0-0	1	0	0	0	0	0	0
2013	Seattle	15	1	19	16	35	5.5-44.5	1-3	2	0	2	0	0	0	0
2014	Tampa Bay	13	13	34	11	45	5-41	1-3	2	0	2	0	0	0	0
2015	Tampa Bay	6	6	21	10	31	0-0	0-0	0	0	0	0	0	0	0
2016	Tampa Bay	12	12	25	11	36	3.5-14.5	0-0	0	0	0	0	0	0	0
2017	Tampa Bay	14	3	18	11	29	5-30	0-0	1	0	0	0	0	0	0
CAREER TOTALS		97	36	157	83	240	19-130	2-6	6	0	5	0	0	0	0

McDONALD'S POSTSEASON RECORD

Year	Club	G	S	UT	A	TT	S-Yds.	I-Yds.	PD	FF	FR	TD-Int.	TD-FR	S	Pts.
2012	Seattle	2	0	1	2	3	0-0	0-0	0	0	1	0	0	0	0
2013	Seattle	3	1	4	3	7	0-0	0-0	0	0	1	0	0	0	0
CAREER TOTALS		5	1	5	5	10	0-0	0-0	0	0	2	0	0	0	0

McDONALD'S SINGLE-GAME HIGHS

(Postseason in parentheses)

Tackles — 8, twice, last vs. Denver, 10/2/16 (5 at Denver, 2/2/14). **Sacks** — 1.5, twice, last vs. Denver, 10/2/16 (none). **Sack Yards** — 10.5 vs. Jacksonville, 9/22/13 (none). **Fumble recoveries** — 1, five times, last vs. Green Bay, 12/21/14 (1, twice, last at Denver, 2/2/14).

CLINTON McDONALD'S CAREER GAME-BY-GAME

(Victories asterisked)

2010 CINCINNATI (4-12)		TACKLES									
Date	Opponent	P/S	UT	A	TT	S-Yds.	I-Yds.	PD	FF	FR	
Games 1-7											
Nov 8	vs. Pittsburgh	P	0	0	0	0-0	0-0	0	0	0	
Nov 14	at Indianapolis	P	1	0	1	0-0	0-0	0	0	0	
Nov 21	vs. Buffalo	P	0	0	0	0-0	0-0	0	0	0	
Nov 25	at N.Y. Jets	P	0	1	1	0-0	0-0	0	0	0	
Dec 5	vs. New Orleans										
Dec 12	at Pittsburgh*	P	0	0	0	0-0	0-0	0	0	0	
Dec 19	vs. Cleveland*	P	1	1	2	0-0	0-0	0	0	0	
Dec 26	vs. San Diego*	P	0	0	0	0-0	0-0	0	0	0	
Jan 2	at Baltimore	P	0	0	0	0-0	0-0	0	0	0	
Regular Season Totals			8/0	2	2	4	0-0	0-0	0	0	0

2011 SEATTLE (7-9)			TACKLES							
Date	Opponent	P/S	UT	A	TT	S-Yds.	I-Yds.	PD	FF	FR
Sep 11	at San Francisco	P	0	0	0	0-0	0-0	0	0	0
Sep 18	at Pittsburgh	P	1	2	3	0-0	0-0	0	0	0
Sep 25	vs. Arizona*	P	0	2	2	0-0	0-0	0	0	0
Oct 2	vs. Atlanta	P	5	1	6	0-0	0-0	0	0	0
Oct 9	at N.Y. Giants	P	1	0	1	0-0	0-0	0	0	0
Oct 23	at Cleveland	P	2	1	3	0-0	0-0	0	0	0
Oct 30	vs. Cincinnati	P	0	1	1	0-0	0-0	0	0	0
Nov 6	at Dallas	P	0	1	1	0-0	0-0	0	0	0
Nov 13	vs. Baltimore*	P	1	0	1	0-0	0-0	0	0	0
Nov 20	at St. Louis*	P	2	0	2	0-0	0-0	0	0	1
Nov 27	vs. Washington	S	3	1	4	0-0	0-0	0	0	0
Dec 1	vs. Philadelphia*	P	2	2	4	0-0	0-0	0	0	0
Dec 12	vs. St. Louis*	P	0	3	3	0-0	0-0	0	0	0
Dec 18	at Chicago*	P	1	0	1	0-0	0-0	0	0	0
Dec 24	vs. San Francisco	INACTIVE								
Jan 1	at Arizona	P	3	0	3	0-0	0-0	0	0	0
Regular Season Totals		15/1	21	14	35	0-0	0-0	0	0	1
2012 SEATTLE (11-5)			TACKLES							
Date	Opponent	P/S	UT	A	TT	S-Yds.	I-Yds.	PD	FF	FR
Sep 9	at Arizona	P	2	0	2	0-0	0-0	0	0	0
Sep 16	vs. Dallas	P	1	2	3	0-0	0-0	0	0	0
Sep 24	vs. Green Bay*	P	2	1	3	0-0	0-0	0	0	0
Sep 30	at St. Louis	P	1	0	1	0-0	0-0	1	0	0
Oct 7	at Carolina*	P	0	0	0	0-0	0-0	0	0	0
Oct 14	vs. New England*	INACTIVE								
Oct 18	at San Francisco	P	2	0	2	0-0	0-0	0	0	0
Oct 28	at Detroit	P	2	0	2	0-0	0-0	0	0	0
Nov 4	vs. Minnesota*	P	1	1	2	0-0	0-0	0	0	0
Nov 11	vs. N.Y. Jets	INACTIVE								
Nov 25	at Miami	P	0	0	0	0-0	0-0	0	0	0
Dec 2	at Chicago*	P	2	1	3	0-0	0-0	0	0	0
Dec 9	vs. Arizona*	P	2	0	2	0-0	0-0	0	0	0
Dec 16	at Buffalo*	P	0	1	1	0-0	0-0	0	0	0
Dec 23	vs. San Francisco*	P	2	1	3	0-0	0-0	0	0	0
Dec 30	vs. St. Louis*	P	0	1	1	0-0	0-0	0	0	0
Regular Season Totals		14/0	17	8	25	0-0	0-0	1	0	0
Jan 6	at Washington*§	P	0	1	1	0-0	0-0	0	0	1
Jan 13	at Atlanta†	P	1	1	2	0-0	0-0	0	0	0
Postseason Totals		2/0	1	2	3	0-0	0-0	0	0	01
§NFC Wild Card Game; †NFC Divisional Playoff Game										
2013 SEATTLE (13-3)			TACKLES							
Date	Opponent	P/S	UT	A	TT	S-Yds.	I-Yds.	PD	FF	FR
Sep 8	at Carolina*	INACTIVE								
Sep 15	vs. San Francisco*	P	0	0	0	0-0	0-0	0	0	0
Sep 22	vs. Jacksonville*	P	2	3	5	1.5-10.5	0-0	0	0	0
Sep 29	at Houston*	P	5	0	5	1-9	0-0	0	0	1
Oct 6	at Indianapolis	P	1	0	1	0-0	0-0	0	0	0
Oct 13	vs. Tennessee*	P	0	2	2	0-0	0-0	1	0	0
Oct 17	at Arizona*	P	2	0	2	1-6	0-0	0	0	0
Oct 28	at St. Louis*	P	2	0	2	0-0	0-0	0	0	0
Nov 3	vs. Tampa Bay*	P	0	2	2	0-0	0-0	0	0	0
Nov 10	at Atlanta*	P	0	0	0	0-0	0-0	0	0	0
Nov 17	vs. Minnesota*	P	2	1	3	0-0	1-3	1	0	1
Dec 2	vs. New Orleans*	P	0	1	1	0-0	0-0	0	0	0
Dec 8	at San Francisco	P	3	0	3	1-9	0-0	0	0	0
Dec 15	at N.Y. Giants*	S	0	1	1	0-0	0-0	0	0	0
Dec 22	vs. Arizona	P	1	2	3	0-0	0-0	0	0	0
Dec 29	vs. St. Louis*	P	1	4	5	1-10	0-0	0	0	0
Regular Season Totals		15/1	19	16	35	5.5-44.5	1-3	2	0	2
Jan 11	vs. New Orleans*†	P	0	1	1	0-0	0-0	0	0	0
Jan 19	vs. San Francisco*#	P	1	0	1	0-0	0-0	0	0	0
Feb 2	at Denver*§	S	3	2	5	0-0	0-0	0	0	1
Postseason Totals		3/1	4	3	7	0-0	0-0	0	0	1
†NFC Divisional Playoff Game; #NFC Championship Game; §Super Bowl XLVIII										

2014 TAMPA BAY (2-14)			TACKLES								
Date	Opponent	P/S	UT	A	TT	S-Yds.	I-Yds.	PD	FF	FR	
Sep 7	vs. Carolina	S	0	1	1	0-0	0-0	0	0	0	
Sep 14	vs. St. Louis	S	6	1	7	1-10	0-0	0	0	0	
Sep 18	at Atlanta	S	4	1	5	0-0	0-0	0	0	0	
Sep 28	at Pittsburgh*	S	2	2	4	0-0	0-0	0	0	0	
Oct 5	at New Orleans	S	1	0	1	0-0	0-0	0	0	0	
Oct 12	vs. Baltimore	S	4	0	4	0-0	0-0	0	0	0	
Oct 26	vs. Minnesota	S	1	0	1	0-0	0-0	0	0	0	
Nov 2	at Cleveland	S	2	2	4	0-0	1-3	1	0	0	
Nov 9	vs. Atlanta	S	1	1	2	1-7	0-0	0	0	0	
Nov 16	at Washington*	S	3	1	4	1-6	0-0	0	0	0	
Nov 23	at Chicago	S	2	0	2	1-10	0-0	0	0	1	
Nov 30	vs. Cincinnati			INACTIVE							
Dec 7	at Detroit			INACTIVE							
Dec 14	at Carolina			INACTIVE							
Dec 21	vs. Green Bay	S	5	1	6	0-0	0-0	0	0	1	
Dec 28	vs. New Orleans	S	3	1	4	1-8	0-0	1	0	0	
Regular Season Totals			13/13	34	11	45	5-41	1-3	2	0	2
2015 TAMPA BAY (6-10)			TACKLES								
Date	Opponent	P/S	UT	A	TT	S-Yds.	I-Yds.	PD	FF	FR	
Sep 13	vs. Tennessee	S	4	0	4	0-0	0-0	0	0	0	
Sep 20	at New Orleans*	S	4	2	6	0-0	0-0	0	0	0	
Sep 27	at Houston	S	4	4	8	0-0	0-0	0	0	0	
Oct 4	vs. Carolina	S	2	2	4	0-0	0-0	0	0	0	
Oct 11	vs. Jacksonville*	S	3	0	3	0-0	0-0	0	0	0	
Oct 25	at Washington	S	4	2	6	0-0	0-0	0	0	0	
Nov 1	at Atlanta*			INACTIVE							
PLACED ON INJURED RESERVE NOV. 3											
Regular Season Totals			6/6	21	10	31	0-0	0-0	0	0	0
2016 TAMPA BAY (9-7)			TACKLES								
Date	Opponent	P/S	UT	A	TT	S-Yds.	I-Yds.	PD	FF	FR	
Sep 11	at Atlanta*	S	1	0	1	0-0	0-0	0	0	0	
Sep 18	at Arizona	S	3	0	3	0-0	0-0	0	0	0	
Sep 25	vs. L.A. Rams	S	3	3	6	0-0	0-0	0	0	0	
Oct 2	vs. Denver	S	6	2	8	1.5-8.5	0-0	0	0	0	
Oct 10	at Carolina*			INACTIVE							
Oct 23	at San Francisco*			INACTIVE							
Oct 30	vs. Oakland			INACTIVE							
Nov 3	vs. Atlanta			INACTIVE							
Nov 13	vs. Chicago*	S	1	0	1	1-5	0-0	0	0	0	
Nov 20	at Kansas City*	S	3	0	3	0-0	0-0	0	0	0	
Nov 27	vs. Seattle*	S	1	0	1	0-0	0-0	0	0	0	
Dec 4	at San Diego*	S	3	1	4	0-0	0-0	0	0	0	
Dec 11	vs. New Orleans*	S	2	1	3	0-0	0-0	0	0	0	
Dec 18	at Dallas	S	0	0	0	0-0	0-0	0	0	0	
Dec 24	at New Orleans	S	1	3	4	1-1	0-0	0	0	0	
Jan 1	vs. Carolina*	S	1	1	2	0-0	0-0	0	0	0	
Regular Season Totals			12/12	25	11	36	3.5-14.5	0-0	0	0	0
2017 TAMPA BAY (5-11)			TACKLES								
Date	Opponent	P/S	UT	A	TT	S-Yds.	I-Yds.	PD	FF	FR	
Sep 17	vs. Chicago*	P	1	1	2	0-0	0-0	0	0	0	
Sep 24	at Minnesota	S	2	1	3	0-0	0-0	0	0	0	
Oct 1	vs. N.Y. Giants*	P	1	0	1	0-0	0-0	0	0	0	
Oct 5	vs. New England	P	3	0	3	1-7	0-0	0	0	0	
Oct 15	at Arizona	P	2	0	2	1-6	0-0	0	0	0	
Oct 22	at Buffalo	P	0	0	0	0-0	0-0	0	0	0	
Oct 29	vs. Carolina	P	1	1	2	0-0	0-0	0	0	0	
Nov 5	at New Orleans	P	2	2	4	0-0	0-0	0	0	0	
Nov 12	vs. N.Y. Jets	P	1	0	1	1-7	0-0	1	0	0	
Nov 19	at Miami*	P	0	0	0	0-0	0-0	0	0	0	
Nov 26	at Atlanta	P	0	0	0	0-0	0-0	0	0	0	
Dec 3	at Green Bay			INACTIVE							
Dec 10	at Detroit			INACTIVE							
Dec 18	vs. Atlanta	S	1	0	1	1-3	0-0	0	0	0	
Dec 24	at Carolina	P	0	5	5	0-0	0-0	0	0	0	
Dec 31	vs. New Orleans*	S	4	1	5	1-7	0-0	0	0	0	
Season Totals			14/3	18	11	29	5-30	0-0	1	0	0



CONNOR MCGOVERN

60

GUARD / CENTER

6-4 • 306 • 3RD YR. • MISSOURI

BORN: April 27, 1993, in Fargo, N.D.

HIGH SCHOOL: Shanley High School, Fargo, N.D.

ACQUIRED: Draft #5 (144th overall), 2016

NFL YEAR: 3rd • YEAR WITH BRONCOS: 3rd

NFL GAMES PLAYED/STARTED: 15/5



McGOVERN AT A GLANCE:

- A third-year offensive lineman who appeared in 15 games in 2017, starting five games at right guard for the Broncos.
- Spent his entire rookie season in 2016 on Denver's active roster.
- Played 49 games (40 starts) for the University of Missouri, helping the team win two SEC East Division Championships.
- Selected by the Broncos in the fifth round (144th overall) of the 2016 NFL Draft.

CAREER TRANSACTIONS: Signed by Denver as a draft choice 5/13/16.



2017: McGovern played 15 games, starting the final five contests of the regular season at right guard... Made his NFL debut vs. LAC (9/11)... Earned his first NFL start at right guard at Mia. (12/3) and started the remaining four games at that position.

2016: Selected by the Broncos in the fifth round (144th overall) of the 2016 NFL Draft, McGovern was on Denver's active roster for the entire season but did not see any game action.

COLLEGE: McGovern appeared in 49 games (40 starts) for the University of Missouri, helping the team to two Southeast Conference East Division Championships... Started all 12 games at left tackle as a senior... Set school weight-room records in the squat (690 pounds for five repetitions)... Opened all 14 games as a junior, starting the first four games at right tackle before switching back to right guard for the final 10 contests... Started all 14 games for the Tigers at right guard as a sophomore, playing a role in an offense that ranked 16th nationally in total offense (490.7 ypg) and 13th in scoring (39.1 ppg)... Appeared in nine contests as a true freshman, seeing action at guard and on kick protection units.

PERSONAL: McGovern was named the North Dakota Gatorade Player of the Year as a senior after helping Shanley High School in Fargo, N.D., to its second consecutive state championship... Earned first-team all-state honors on offense as a senior in addition to all-state accolades on offense and defense his junior campaign... Racked up 89 tackles, three sacks and two forced fumbles on defense as a senior, while notching 49 stops and three sacks as a junior... Also lettered in weightlifting and wrestling for two seasons... Connor McGovern was born on April 27, 1993, in Fargo, N.D.

McGOVERN'S REGULAR SEASON RECORD

Year	Club	G	S
2016	Denver	0	0
2017	Denver	15	5
CAREER TOTALS		15	5

ADDITIONAL STATISTICS: Miscellaneous tackles — 2017 (2), TOTAL (2).

DID YOU KNOW?

The Broncos scored four touchdowns of at least 40 yards (two pass plays, one rushing play and one punt return) during their *Monday Night Football* win against Tennessee on Nov. 19, 2007, marking the first time in club history that feat was accomplished. Denver also became the first NFL team in four seasons to score four 40-yard touchdowns in the same game with its performance against the Titans.



ISAIAH MCKENZIE

16

WIDE RECEIVER

5-8 • 173 • 2ND YR. • GEORGIA

BORN: April 9, 1995, in Miami

HIGH SCHOOL: American Heritage High School, Miami

ACQUIRED: Draft #5b (172nd overall), 2017

NFL YEAR: 2nd • YEAR WITH BRONCOS: 2nd

NFL GAMES PLAYED/STARTED: 11/0



McKENZIE AT A GLANCE:

- A second-year wide receiver and return specialist who returned 21 punts for 183 yards (8.7 avg.) and caught four passes for 29 yards (7.3 avg.) as a rookie with Denver in 2017.
- Appeared in 35 games (11 starts) in three seasons at the University of Georgia (2014-16).
- Totaled 60 receptions for 823 yards (14.4 avg.) with seven touchdowns while also adding 37 carries for 329 yards (8.9 avg.) with four touchdowns during his collegiate career.
- Scored 17 total touchdowns in his collegiate career, finishing as Georgia's all-time record holder in punt return touchdowns (5) and total return touchdowns (6).
- Selected by the Broncos in the fifth round (172nd overall) of the 2017 NFL Draft.

CAREER TRANSACTIONS: Signed by Denver as a draft choice 5/8/17.



2017: Selected in the fifth round of the 2017 NFL Draft (172nd overall), McKenzie played 11 games as a rookie, returning 21 punts for 183 yards (8.7 avg.) and catching four passes for 29 yards (7.3 avg.)... Returned three punts for 48 yards (16.0 avg.) in his NFL debut vs. LAC (9/11)... Brought back one punt for 16 yards and had one rush for four yards at Buf. (9/24)... Returned five punts for 38 yards (7.6 avg.) vs. Oak. (10/1)... Returned one punt for 44 yards and caught one pass for 14 yards at Phi. (11/5).

COLLEGE: McKenzie played 35 games (11 starts) in three seasons at the University of Georgia (2014-16)... Appeared in 13 games (4 starts) in 2016, finishing as UGA's leading receiver with 44 receptions for 663 yards (14.4 avg.) with seven touchdowns... Returned 23 punts for 245 yards (10.7 avg.) with one touchdown... Set the school record for career punt return touchdowns (5) and overall return touchdowns (6)... Matched the school record for punt return touchdowns (2) and total return touchdowns (3) in a single season as a true freshman.

PERSONAL: McKenzie attended American Heritage High School in Miami, where he was named to the *Orlando Sentinel* Florida Top 100... Finished his senior season with 41 receptions for 892 yards and seven touchdowns while rushing for seven touchdowns... Isaiah McKenzie was born on April 9, 1995, in Miami.

McKENZIE'S REGULAR SEASON RECORD


Year	Club	G	S	RECEIVING					RUSHING					PUNT RETURNS				
				No.	Yds.	Avg.	LG	TD	No.	Yds.	Avg.	LG	TD	No.	Yds.	Avg.	LG	TD
2017	Denver	11	0	4	29	7.3	14	0	1	4	4.0	4	0	21	183	8.7	44	0
CAREER TOTALS		11	0	4	29	7.3	14	0	1	4	4.0	4	0	21	183	8.7	44	0

ADDITIONAL STATISTICS: Kickoff returns — 2017 (3 for 50 yards, 16.7 avg., 21 LG, 0 TD), TOTAL (3 for 50 yards, 16.7 avg., 21 LG, 0 TD). Special-teams tackles — 2017 (1), TOTAL (1).

ISAIAH MCKENZIE'S CAREER GAME-BY-GAME

(Victories asterisked)

2017 DENVER (5-11)		RECEIVING							PUNT RETURNS					SCORING	
Date	Opponent	P/S	No.	Yds.	Avg.	LG	TD		No.	Yds.	Avg.	LG	TD	2pt.	Pts.
Sep 11	vs. L.A. Chargers*	P	0	0	—	—	0	3	48	16.0	31	0	0	0	0
Sep 17	vs. Dallas*	P	0	0	—	—	0	2	20	10.0	20	0	0	0	0
Sep 24	at Buffalo	P	0	0	—	—	0	1	16	16.0	16	0	0	0	0
Oct 1	vs. Oakland*	P	0	0	—	—	0	5	38	7.6	29	0	0	0	0
Oct 15	vs. N.Y. Giants	P	1	0	0.0	0	0	3	17	5.7	10	0	0	0	0
Oct 22	at L.A. Chargers					INACTIVE									
Oct 30	at Kansas City	P	0	0	—	—	0	4	3	0.8	3	0	0	0	0
Nov 5	at Philadelphia	P	1	14	14.0	14	0	1	44	44.0	44	0	0	0	0
Nov 12	vs. New England	P	0	0	—	—	0	3	48	16.0	31	0	0	0	0
Nov 19	vs. Cincinnati					INACTIVE									
Nov 26	at Oakland					INACTIVE									
Dec 3	at Miami	P	0	0	—	—	0	1	-3	-3.0	-3	0	0	0	0
Dec 10	vs. N.Y. Jets*					INACTIVE									
Dec 14	at Indianapolis*					INACTIVE									
Dec 24	at Washington	P	1	8	8.0	8	0	0	0	—	—	0	0	0	0
Dec 31	vs. Kansas City	P	1	7	7.0	7	0	0	0	—	—	0	0	0	0
Season Totals			11/0	4	29	7.3	14	0	21	183	8.7	44	0		



BRANDON McMANUS

8

KICKER



6-3 • 201 • 5TH YR. • TEMPLE

BORN: July 25, 1991, in Philadelphia

HIGH SCHOOL: North Penn High School, Lansdale, Pa.

ACQUIRED: Free Agent, 2014

NFL YEAR: 5th • YEAR WITH BRONCOS: 5th

NFL GAMES PLAYED/STARTED: 63/0 • POSTSEASON GP/GS: 4/0

McMANUS AT A GLANCE:

- A fifth-year kicker who appeared in 63 regular-season games and four postseason contests with Denver from 2014-17, connecting on 92-of-114 career field goals (80.7%).
- Owns Denver's second-highest overall (regular season + postseason) field goal percentage, connecting on 102-of-124 attempts (82.5%).
- Made 24-of-32 field goal attempts (75.0%) and was a perfect 27-for-27 on extra points in 2017.
- Connected on 29-of 34 field goals (85.3%) in 2016, including three from 50-plus yards, in addition to converting 32-of-33 extra point attempts (97.0%).
- Finished the 2015 season tied for third in franchise history with 30 made field goals and ranked fourth in the NFL with a kickoff touchback percentage of 70.5.
- Named AFC Special Teams Player of the Month (October, 2015) after converting 10-of-11 field goals, including the first two game-winning kicks of his career.
- Totaled the second-most made field goals all-time in a single postseason (10-for-10) during Denver's Super Bowl 50-winning playoffs.
- Competed in the preseason with Indianapolis as a rookie in 2013 and with the N.Y. Giants in 2014 before being acquired by Denver in a trade.
- Received the 2012 College Football Performance Awards Specialist Trophy as the nation's best overall kicker following his senior year at Temple University.
- Holds Temple career records for points scored (338), field goals made (60) and punting average (45.4).
- Joined the Broncos on Aug. 26, 2014, in a trade with the N.Y. Giants in exchange for a seventh-round draft choice.
- Entered the NFL as a college free agent with Indianapolis on April 30, 2013.

CAREER TRANSACTIONS: Signed by Indianapolis as a college free agent 4/30/13; Waived by Indianapolis 8/26/13; Signed to a future contract by N.Y. Giants on 1/2/14; Traded to Denver 8/26/14; Waived by Denver 11/25/14; Signed by Denver (practice squad) 12/4/14; Signed by Denver (active roster) 12/6/14.



2017: McManus ended the season 24-of-32 (75.0%) on field goal attempts and a perfect 27-for-27 on extra point attempts... Had four games with three made field goals... Finished the season with three field goals of 50-plus yards... Connected on all six extra point attempts vs. Dal. (9/17)... Made all three field goals (38, 35, 28) at Buf. (9/24)... Nailed a pair of 50-plus yard attempts (52, 53) at Phi. (11/5)... Connected on all three field goal attempts (39, 33, 36) vs. N.E. (11/12).

2016: McManus connected on 29 field goals—three from 50-plus yards—on 34 attempts (85.3%) and on 32-of-33 extra point attempts (97.0%)... Finished 4-of-5 on field goals (23, 43, 33, 35) vs. Ind. (9/18)... Kicked three field goals (35, 46, 45) vs. Atl. (10/9)... Kicked two field goals—including a 55-yard field goal as time expired in the first half—at Oak. (11/6)... Connected on 3-of-4 field goal attempts—including his seventh career 50-yard field goal to give him third most in team history—and made a special-teams stop at N.O. (11/13)... Surpassed 300 points in his career against N.E. to become the 12th player (sixth fastest) in team history to reach that mark... Kicked a 52-yard field goal in the second quarter—his third 50-yard field goal of

McMANUS AMONG MOST ACCURATE KICKERS IN TEAM HISTORY

BEST OVERALL (REG. SEASON + POSTSEASON) FIELD GOAL PERCENTAGE, BRONCOS HISTORY

	Player	FGM	FGA	PCT.
1.	Matt Prater	150	181	82.9
2.	Brandon McManus	102	124	82.5
3.	Jason Elam	410	508	80.7
4.	David Treadwell	106	138	76.8
5.	Rich Karlis	149	211	70.6

the season—in addition to running six yards on a fake field goal attempt at K.C. (12/25).

2015: McManus tied for third in franchise history with 30 made field goals (35 attempts), including three game-winning kicks, and added 35 extra points (36 attempts) for 125 total points... Totaled 55 touchbacks on 78 kickoffs for the league's fourth-best percentage (70.5)... Was a perfect 10-for-10 on field goals in Denver's three postseason games to represent the second-most made field goals all-time in a single postseason... Began the season with 13 consecutive field goals, which tied for second in Broncos history to start a season... Was a perfect 4-for-4 (57, 56, 43, 33) vs. Bal. (9/13), becoming the second kicker in NFL history to convert two field goals of 56 yards or longer in the same game... Named AFC Special Teams Player for the Month for October after connecting on 10-of-11 field goals, including the first two game-winning kicks of his career... Kicked the game-winning 37-yard field goal on the first possession of overtime vs. Cin. (12/28)... Tied an NFL postseason record with five made field goals (28, 41, 51, 41, 45) in Denver's AFC Divisional Playoff Game vs. Pit. (1/17)... Tied K Matt Prater with his seventh made field goal of the season (including postseason) from 50-plus yards, connecting on both of his attempts (52, 31) in Denver's AFC Championship Game vs. N.E. (1/24)... Drilled three field goals (34, 33, 30) in Denver's Super Bowl 50 victory vs. Car. (2/7).

2014: McManus, who spent the preseason with the N.Y. Giants before being traded to Denver on Aug. 26, appeared in 15 regular-season games and one playoff contests for the Broncos... Connected on 9-of-13 (.692) field goals and converted all 41 PATs in addition to ranking fourth in the NFL in touchback percentage (70.3 / 64-of-91)... Waived on Nov. 25 before being signed back to the active roster on Dec. 6 to handle kickoff duties for the remainder of the season.

2013: McManus, who entered the NFL with Indianapolis as a college free agent, competed with the Colts during the preseason before being waived on Aug. 26.

COLLEGE: McManus holds Temple University career records for points scored (338), field goals made (60) and attempted (83) and punting average (45.4)... Named the recipient of the 2012 College Football Performance Awards Specialist Trophy as the nation's best overall kicker after converting 14-of-17 field goals and 32-of-33 extra point tries for 74 points... Punted 54 times for 2,433 yards (45.1 avg.), including 15 kicks of 50-plus yards as a senior... Earned All-Big East first-team honors as a punter and was a second-team choice as a kicker.

PERSONAL: McManus was a four-year letterwinner as a kicker and punter at North Penn High School in Lansdale, Pa.... Selected to play in the 2009 Big 33 All-Star Game... Named a first-team All-Suburban One Conference selection and a first-team *Times-Herald* All-Area pick as a senior... Scored 229 career points and helped his team win district championships in 2005 and 2008 and conference titles in 2006 and 2008... Majored in biology/pre-med at Temple... Co-founded the Anti Bully Squad to create a permanent solution to bullying through education, advocacy, awareness and prevention.... Brandon Tyler McManus was born on July 25, 1991, in Philadelphia.

McMANUS' REGULAR SEASON RECORD

		FIELD GOALS								PATs			
Year	Club	G	1-19	20-29	30-39	40-49	50-59	60+	TOTAL	Pct.	Md./Att.	Pct.	Pts.
2014	Denver	15	0/0	5/5	2/3	2/3	0/2	0/0	9/13	.692	41/41	1.000	68
2015	Denver	16	0/0	12/12	8/8	5/8	5/7	0/0	30/35	.857	35/36	.972	125
2016	Denver	16	0/0	9/9	10/10	7/9	3/5	0/1	29/34	.853	32/33	.970	119
2017	Denver	16	0/0	6/8	11/12	4/6	3/5	0/1	24/32	.750	27/27	1.000	99
CAREER TOTALS		63	0/0	32/34	31/33	19/26	11/20	0/2	92/114	.807	135/137	.985	411

ADDITIONAL STATISTICS: Kickoffs — 2014 (91 for 5,981 yards, 65.7 avg., 64 TBs), 2015 (78 for 5,012 yards, 64.3 avg., 55 TBs), 2016 (75 for 4,776 yards, 63.7 avg., 50 TBs), 2017 (65 for 4,114 yards, 63.3 avg., 45 TBs), TOTAL (309 for 19,883 yards, 64.3 avg., 214 TBs). Punts — 2015 (1 for 41 yards, 41.0 avg., 21.0 net, 1 TB), 2017 (1 for 26 yards, 26.0 avg., 26.0 net, 0 TB), TOTAL (2 for 67 yards, 33.5 avg., 23.5 net, 1 TB). Special-Teams tackles— 2016 (3), TOTAL (3). Carried one time for 6 yards at K.C. (12/25/16).

McMANUS' POSTSEASON RECORD

		FIELD GOALS							PATs				
Year	Club	G	1-19	20-29	30-39	40-49	50-59	60+	TOTAL	Pct.	Md./Att.	Pct.	Pts.
2014	Denver	1	0/0	0/0	0/0	0/0	0/0	0/0	0/0	.000	0/0	0.0	0
2015	Denver	3	0/0	1/1	4/4	3/3	2/2	0/0	10/10	1.000	3/3	100.0	33
CAREER TOTALS		4	0/0	1/1	4/4	3/3	2/2	0/0	10/10	1.000	3/3	100.0	33

ADDITIONAL STATISTICS: Kickoffs — 2014 (4 for 235 yards, 58.8 avg., 2 TBs), 2015 (17 for 1,102 yards, 64.8 avg., 14 TBs), TOTAL (21 for 1,337 yards, 63.7 avg., 16 TBs).

McMANUS' SINGLE GAME HIGHS

(Postseason in parentheses)

Field goals made — 4, four times, last vs. Indianapolis, 9/18/16 (5 vs. Pittsburgh, 1/17/16). **Field goals attempted** — 5, three times, last vs. Indianapolis, 9/18/16 (5 vs. Pittsburgh, 1/17/16). **Longest field goal made** — 57 vs. Baltimore, 9/13/15 (52 vs. New England, 1/24/16). **PATs made** — 6, twice, last vs. Dallas, 9/17/17 (2 vs. New England, 1/24/16). **Points scored** — 14, twice, last vs. Indianapolis, 9/18/16 (15 vs. Pittsburgh, 1/17/16).

McMANUS' GAME-WINNING KICKS (3)

Date	Opponent	Down/Tied	Distance	Time Left	Drive/T.O.P.
10/4/15	vs. Minnesota	20-20, 4th	39 yards	1:51, 4th	9-55-3:20
10/18/15	at Cleveland	23-23, OT	34 yards	4:56, OT	13-72-6:42
12/28/15	vs. Cincinnati	17-17, OT	37 yards	10:00, OT	14-61-5:00

BRANDON McMANUS' CAREER GAME-BY-GAME

(Victories asterisked)

2014 DENVER (12-4)		FIELD GOALS								PATs			
Date	Opponent	P/S	10-19	20-29	30-39	40-49	50-59	60+	TOTAL	Pct.	Md./Att.	Pct.	Pts.
Sep 7	vs. Indianapolis*	P	0/0	1/1	0/0	0/0	0/0	0/0	1/1	1.000	4/4	1.000	7
Sep 14	vs. Kansas City*	P	0/0	1/1	0/0	0/0	0/0	0/0	1/1	1.000	3/3	1.000	6
Sep 21	at Seattle	P	0/0	1/1	0/0	0/0	0/0	0/0	1/1	1.000	2/2	1.000	5
Oct 5	vs. Arizona*	P	0/0	0/0	0/0	2/2	0/1	0/0	2/3	.667	5/5	1.000	11
Oct 12	at N.Y. Jets*	P	0/0	0/0	1/1	0/0	0/0	0/0	1/1	1.000	4/4	1.000	7
Oct 19	vs. San Francisco*	P	0/0	0/0	0/0	0/0	0/0	0/0	0/0	.000	6/6	1.000	6
Oct 23	vs. San Diego*	P	0/0	0/0	0/0	0/0	0/1	0/0	0/1	.000	5/5	1.000	5
Nov 2	at New England	P	0/0	0/0	0/0	0/1	0/0	0/0	0/1	.000	3/3	1.000	3
Nov 9	at Oakland*	P	0/0	2/2	0/0	0/0	0/0	0/0	2/2	1.000	5/5	1.000	11
Nov 16	at St. Louis	P	0/0	0/0	0/0	0/0	0/0	0/0	0/0	.000	1/1	1.000	1
Nov 23	vs. Miami*	P	0/0	0/0	1/2	0/0	0/0	0/0	1/2	.500	4/4	1.000	7
Game 12	NOT WITH TEAM												
Dec 7	vs. Buffalo*	P	0/0	0/0	0/0	0/0	0/0	0/0	0/0	.000	0/0	.000	0
Dec 14	at San Diego*	P	0/0	0/0	0/0	0/0	0/0	0/0	0/0	.000	0/0	.000	0
Dec 22	at Cincinnati	P	0/0	0/0	0/0	0/0	0/0	0/0	0/0	.000	0/0	.000	0
Dec 28	vs. Oakland*	P	0/0	0/0	0/0	0/0	0/0	0/0	0/0	.000	0/0	.000	0
Regular Season Totals		15/0	0/0	3/3	2/3	2/3	0/2	0/0	9/13	.692	41/41	1.000	68
Jan 11	vs. Indianapolis†	P	0/0	0/0	0/0	0/0	0/0	0/0	0/0	.000	0/0	.000	0
Postseason Totals		1/0	0/0	0/0	0/0	0/0	0/0	0/0	0/0	.000	0/0	.000	0

†AFC Divisional Playoff Game

2015 DENVER (12-4)		FIELD GOALS								PATs			
Date	Opponent	P/S	10-19	20-29	30-39	40-49	50-59	60+	TOTAL	Pct.	Md./Att.	Pct.	Pts.
Sep 13	vs. Baltimore*	P	0/0	0/0	1/1	1/1	2/2	0/0	4/4	1.000	1/1	1.000	13
Sep 17	at Kansas City*	P	0/0	0/0	0/0	0/0	1/1	0/0	1/1	1.000	4/4	1.000	7
Sep 27	at Detroit*	P	0/0	0/0	0/0	1/1	0/0	0/0	1/1	1.000	3/3	1.000	6
Oct 4	vs. Minnesota*	P	0/0	0/0	2/2	1/1	0/0	0/0	3/3	1.000	2/2	1.000	11
Oct 11	at Oakland*	P	0/0	2/2	0/0	0/0	1/1	0/0	3/3	1.000	1/1	1.000	10
Oct 18	at Cleveland*	P	0/0	2/2	2/2	0/0	0/1	0/0	4/5	.800	2/2	1.000	14
Nov 1	vs. Green Bay*	P	0/0	1/1	0/0	0/0	1/1	0/0	2/2	1.000	3/3	1.000	9
Nov 8	at Indianapolis	P	0/0	1/1	0/0	0/0	0/0	0/0	1/1	1.000	3/3	1.000	6
Nov 15	vs. Kansas City	P	0/0	0/0	0/0	0/0	0/0	0/0	0/0	—	1/1	1.000	1
Nov 22	at Chicago*	P	0/0	1/1	0/0	0/0	0/0	0/0	1/1	1.000	2/2	1.000	5
Nov 29	vs. New England*	P	0/0	1/1	0/0	0/1	0/0	0/0	1/2	.500	3/3	1.000	5
Dec 6	at San Diego*	P	0/0	1/1	0/0	0/0	0/1	0/0	1/2	.500	2/2	1.000	5
Dec 13	vs. Oakland	P	0/0	2/2	1/1	1/2	0/0	0/0	4/5	.800	0/0	—	12
Dec 20	at Pittsburgh	P	0/0	0/0	0/0	0/0	0/0	0/0	0/0	—	3/4	.750	3
Dec 28	vs. Cincinnati*	P	0/0	1/1	1/1	0/1	0/0	0/0	2/3	.667	2/2	1.000	8
Jan 3	vs. San Diego*	P	0/0	0/0	1/1	1/1	0/0	0/0	2/2	1.000	3/3	1.000	9
Season Totals		16/0	0/0	12/12	8/8	5/8	5/7	0/0	30/35	.857	35/36	.972	125
Jan 17	vs. Pittsburgh*†	P	0/0	1/1	0/0	3/3	1/1	0/0	5/5	1.000	0/0	—	15
Jan 24	vs. New England*‡	P	0/0	0/0	1/1	0/0	1/1	0/0	2/2	1.000	2/2	1.000	8
Feb 7	vs. Carolina*§	P	0/0	0/0	3/3	0/0	0/0	0/0	3/3	1.000	1/1	1.000	10
Postseason Totals		3/0	0/0	1/1	4/4	3/3	2/2	0/0	10/10	1.000	1/1	1.000	23

†AFC Divisional Playoff Game; ‡AFC Championship Game; §Super Bowl 50

2016 DENVER (9-7)		FIELD GOALS								PATs			
Date	Opponent	P/S	10-19	20-29	30-39	40-49	50-59	60+	TOTAL	Pct.	Md./Att.	Pct.	Pts.
Sep 8	vs. Carolina*	P	0/0	0/0	0/0	0/0	0/0	0/0	0/0	—	3/3	1.000	3
Sep 18	vs. Indianapolis*	P	0/0	1/1	2/2	1/1	0/1	0/0	4/5	.800	2/2	1.000	14
Sep 25	at Cincinnati*	P	0/0	1/1	0/0	0/0	0/0	0/0	1/1	1.000	2/3	.667	5
Oct 2	at Tampa Bay*	P	0/0	1/1	1/1	0/0	0/0	0/0	2/2	1.000	3/3	1.000	9
Oct 9	vs. Atlanta	P	0/0	0/0	1/1	2/2	0/0	0/0	3/3	1.000	1/1	1.000	10
Oct 13	at San Diego	P	0/0	1/1	0/0	1/1	0/1	0/0	2/3	.667	1/1	1.000	7
Oct 24	vs. Houston*	P	0/0	1/1	1/1	0/0	0/0	0/0	2/2	1.000	3/3	1.000	9
Oct 30	vs. San Diego*	P	0/0	2/2	0/0	0/0	0/0	0/0	2/2	1.000	3/3	1.000	9
Nov 6	at Oakland	P	0/0	0/0	0/0	1/1	1/1	0/0	2/2	1.000	2/2	1.000	8
Nov 13	at New Orleans*	P	0/0	1/1	1/1	0/1	1/1	0/0	3/4	.750	2/2	1.000	11
Nov 27	vs. Kansas City	P	0/0	0/0	1/1	1/1	0/0	0/1	2/3	.667	3/3	1.000	9
Dec 4	at Jacksonville*	P	0/0	0/0	1/1	1/1	0/0	0/0	2/2	1.000	2/2	1.000	8
Dec 11	at Tennessee	P	0/0	0/0	1/1	0/0	0/0	0/0	1/1	1.000	1/1	1.000	4
Dec 18	vs. New England	P	0/0	0/0	1/1	0/0	0/0	0/0	1/1	1.000	0/0	—	3
Dec 25	at Kansas City	P	0/0	0/0	0/0	0/0	1/1	0/0	1/1	1.000	1/1	1.000	4
Jan 1	vs. Oakland*	P	0/0	1/1	0/0	0/1	0/0	0/0	1/2	.500	3/3	1.000	6
Season Totals		16/0	0/0	9/9	10/10	7/9	3/5	0/1	29/34	.853	32/33	.970	119

2017 DENVER (5-11)			FIELD GOALS								PATs			
Date	Opponent	P/S	10-19	20-29	30-39	40-49	50-59	60+	TOTAL	Pct.	Md./Att.	Pct.	Pts.	
Sep 11	vs. L.A. Chargers*	P	0/0	1/1	0/0	0/0	0/1	0/0	1/2	.500	3/3	1.000	6	
Sep 17	vs. Dallas*	P	0/0	0/0	0/0	0/1	0/0	0/0	0/1	.000	6/6	1.000	6	
Sep 24	at Buffalo	P	0/0	1/1	2/2	0/0	0/0	0/0	3/3	1.000	1/1	1.000	10	
Oct 1	vs. Oakland*	P	0/0	1/2	1/1	1/1	0/0	0/0	3/4	.750	1/1	1.000	10	
Oct 15	vs. N.Y. Giants	P	0/0	1/1	0/1	0/0	0/1	0/0	1/3	.333	1/1	1.000	4	
Oct 22	at L.A. Chargers	P	0/0	0/0	0/0	0/0	0/0	0/0	0/0	—	0/0	—	0	
Oct 30	at Kansas City	P	0/0	1/1	1/1	0/0	0/0	0/0	2/2	1.000	1/1	1.000	7	
Nov 5	at Philadelphia	P	0/0	1/1	0/0	0/0	2/2	0/0	3/3	1.000	2/2	1.000	11	
Nov 12	vs. New England	P	0/0	0/0	3/3	0/0	0/0	0/0	3/3	1.000	1/1	1.000	10	
Nov 19	vs. Cincinnati	P	0/0	0/0	0/0	1/1	0/0	0/1	1/2	1.000	2/2	1.000	5	
Nov 26	at Oakland	P	0/0	0/0	0/0	0/0	0/0	0/0	0/0	—	2/2	1.000	2	
Dec 3	at Miami	P	0/0	0/0	1/1	0/0	0/0	0/0	1/1	1.000	0/0	—	3	
Dec 10	vs. N.Y. Jets*	P	0/0	0/1	1/1	1/1	1/1	0/0	3/4	.750	2/2	1.000	11	
Dec 14	at Indianapolis*	P	0/0	0/0	0/0	1/2	0/0	0/0	1/2	.500	2/2	1.000	5	
Dec 24	at Washington	P	0/0	0/0	1/1	0/0	0/0	0/0	1/1	1.000	0/0	—	3	
Dec 31	vs. Kansas City	P	0/0	0/0	1/1	0/0	0/0	0/0	1/1	1.000	3/3	1.000	6	
Season Totals			16/0	0/0	6/8	11/12	4/6	3/5	0/1	24/32	.750	27/27	1.000	99



VON MILLER

58

OUTSIDE LINEBACKER

6-3 • 250 • 8TH YR. • TEXAS A&M

BORN: March 26, 1989, in DeSoto, Texas

HIGH SCHOOL: DeSoto (Texas) High School

ACQUIRED: Draft #1 (2nd overall), 2011

NFL YEAR: 8th • YEAR WITH BRONCOS: 8th

NFL GAMES PLAYED/STARTED: 104/104 • POSTSEASON GP/GS: 7/7



MILLER AT A GLANCE:

- An eighth-year linebacker and six-time Associated Press All-Pro selection who totaled 396 tackles (318 solo), 83.5 sacks (525.5 yds.), one interception, 16 passes defended, 21 forced fumbles and six fumble recoveries during his first seven seasons with Denver.
- Ranks second in team history with 83.5 sacks, trailing only Ring of Famer Simon Fletcher (97.5 sacks).
- Became the second-fastest player (Reggie White) to reach 80 career quarterback takedowns (94 games) since sacks became an official statistic in 1982.
- Received All-Pro recognition from the Associated Press in six of his seven NFL seasons—including first-team designations in 2012, '15 and '16—becoming the ninth player in team history with three or more first-team honors.
- Earned Pro Bowl honors in six of his first seven seasons (2011-12, 14-17), joining Ring of Fame safety Steve Atwater and cornerback Champ Bailey as the only players in team history to accomplish that feat.
- Produced his sixth 10-sack season in 2017, finishing the year with 57 tackles (51 solo), 10 sacks (64.5 yds.), three passes defended, two forced fumbles and one fumble recovery.
- Owns the most seasons (6) with double-digit sack totals in Broncos history and is one of three players in NFL history with 10 or more sacks in six of his first seven NFL seasons.
- Ranked second in the league with 13.5 sacks (65.0 yds.) and finished with a career-best 78 tackles (62 solo) in 2016 to finish as runner up for NFL Defensive Player of the Year for the second time in his career.
- Named MVP of Super Bowl 50—the 10th defensive player to earn the honor—after posting 2.5 sacks (27 yds.) and forcing two fumbles that led to touchdowns in Denver's 24-10 win against Carolina.
- Sits fourth in NFL history (since 1982) in sacks per game (0.80) among players appearing in at least 60 contests.
- Led the league with five sacks (31 yds.) in addition to posting 12 tackles (9 solo) in September 2016, earning AFC Defensive Player of the Month honors for his efforts.
- Named AFC Defensive Player of the Month for October 2014 after leading all NFL players in

58's TROPHY CASE

Pro Bowls (6) 2011-12, 14-17
 All-Pro (First Team) (3) 2012, 15-16
 All-Pro (Second Team) (3) ... 2011, '14, '17
 Super Bowl 50 MVP 2015
 NFL Defensive Rookie of the Year ... 2011

sacks (7) and tackles for a loss (10).

- Voted as runner-up for the NFL Defensive Player of the Year in 2012, setting a Broncos single-season record with 18.5 sacks and finishing the year also ranked in the NFL's Top 5 in quarterback knockdowns (27), tackles for a loss (28) and forced fumbles (6).
- Joined former Broncos teammate DeMarcus Ware (Dal., 2008) in 2012 as the only two players since at least 1994 with 15 sacks, 25 tackles for a loss and five forced fumbles in a single season.
- Won AFC Defensive Player of the Month honors after leading the conference with eight sacks and 10 tackles for a loss in November 2012.
- Named NFL Defensive Rookie of the Year and a Pro Bowl starter in 2011 after tying the franchise rookie sack record (11.5).
- Became just the second player in Broncos history (K David Treadwell, 1989) to be selected to the Pro Bowl as a rookie.
- Earned AFC Player of the Week honors on three occasions (Week 11—2011; Week 11—2012; Week 2—2016).
- Posted 27.5 sacks in 26 starts over his last two seasons at Texas A&M University and won the Butkus Award (nation's best linebacker) in addition to being named a consensus All-American as a senior in 2010.
- Finished his collegiate career with 33 sacks (fourth in school history) and 50.5 tackles for a loss in 47 games played (30 starts).
- Selected by the Broncos in the first round (2nd overall) of the 2011 NFL Draft.

CAREER TRANSACTIONS: Signed by Denver as a draft choice 7/29/11.



2017: Miller was named to his sixth Pro Bowl in seven seasons, joining Ring of Fame safety Steve Atwater and cornerback Champ Bailey with that distinction... Selected as an Associated Press All-Pro (Second Team) for the sixth time in his career... Produced his sixth career 10-sack season, finishing the year with 57 tackles (51 solo), 10 sacks (64.5 yds.), three passes defended, two forced fumbles and one fumble recovery... Became the first Bronco in team history with six 10-sack seasons and became only the third player in NFL history with six 10-plus sack seasons in his first seven seasons... Sacked Dak Prescott twice for 10 yards to move into third place on the Broncos' all-time sack list (75.5) vs. Dal. (9/17)... Posted two sacks (16 yds.)—his 20th career multi-sack game—at LAC. (10/22), becoming the second fastest player in NFL history to reach 80 career sacks (94 games)... Strip-sacked Nick Foles (8 yds.), leading to a Brandon Marshall 19-yard touchdown, and led the team with eight tackles (all solo) at Phi. (11/5)... Forced and recovered a fumble in addition to finishing with four tackles (3 solo) at Was. (12/24)... Named MVP of the 2018 Pro Bowl after sealing the game for the AFC with a strip-sack and recovery with less than one minute remaining.

2016: Miller was named an Associated Press First-Team All-Pro for the third time and was selected to his fifth career Pro Bowl... Finished as runner up for NFL Defensive Player of the Year after delivering the league's second-highest sack total (13.5-65.0) and a career-high 78 tackles (62 solo) in addition to registering three forced fumbles and three passes defended... Tied Pro Football Hall of Fame defensive end Bruce Smith as the fourth-fastest player in NFL history to 70 quarterback takedowns (83 games)... Matched a career-high with three sacks (20 yds.)—including a strip-sack of Andrew Luck that led to a 15-yard touchdown return—in addition to posting seven tackles (5 solo) and one pass defended vs. Ind. (9/18)... Named AFC Defensive Player of the Week for the third time in his career for his efforts against Indianapolis... Named AFC Defensive Player of the Month for September, leading the league with five sacks (31 yds.) in addition to posting 12 tackles during the month... Notched six solo tackles and one sack at S.D. (10/13), extending his regular-season sack streak to seven games—the longest of his career... Matched a career high with 10 tackles (9 solo) and recorded three sacks (16 yds.) for the fourth time in his career vs. K.C. (11/27).

2015: Miller was selected to his fourth career Pro Bowl—one of three players in team history to make at least four Pro Bowls in their first five years with the club—after recording his fourth 10-sack season (11-78) and adding 35 tackles (30 solo), four forced fumbles and three fumble recoveries... Posted five sacks (40 yds.) between the AFC Championship and Super Bowl to tie Terrell Suggs (2010) for the most sacks in consecutive postseason games... Named MVP of Super Bowl 50 after totaling six tackles (5 solo), 2.5 sacks (27 yds.), two forced fumbles and one pass defended with both of his forced fumbles leading to Denver's only touchdowns of the game... Recorded four solo tackles and became the third-fastest player in NFL history to 50 sacks (58 games) at K.C. (9/17)... Moved into eighth all-time in team history with his 56th career sack (7 yds.) vs. N.E.

MILLER ON A TORRID PACE THROUGH SEVEN SEASONS

MOST SACKS THROUGH FIRST SEVEN SEASONS

Player	GP	Sk.
1. Reggie White, Phi.	105	110.0
2. DeMarcus Ware, Dal.	112	99.5
3. Derrick Thomas, K.C.	110	85.0
4. Von Miller, Den.	104	83.5

MOST SACKS PER GAME (MIN. 60 GP)

Player	GP	Sk.	Sk./G
1. J.J. Watt	84	76.0	0.90
2. Reggie White	232	198.0	0.85
3. Mark Gastineau	89	74.0	0.83
4. Von Miller	104	83.5	0.80

MILLER IN DENVER'S RECORD BOOKS

MOST SACKS IN A SEASON, BRONCOS HISTORY

Player	Year	No.
1. Von Miller	2012	18.5
2. Elvis Dumervil	2009	17.0
3. Simon Fletcher	1992	16.0
4. Von Miller	2014	14.0
5. Von Miller	2016	13.5
Simon Fletcher	1993	13.5
Simon Fletcher	1991	13.5

MOST 10-SACK SEASONS, BRONCOS HISTORY

Player	No.	Years
1. Von Miller	6	2011-12, '14-17
2. Simon Fletcher	5	1989-93
3. Paul Smith	4	1970-73
4. Elvis Dumervil	3	2007, '09, '12
Rulon Jones	3	1980, '84-85
Rich Jackson	3	1968-70

MOST CAREER SACKS, BRONCOS HISTORY

Player	Years	No.
1. Simon Fletcher	1985-95	97.5
2. Von Miller	2011-pres.	83.5
3. Karl Mecklenburg	1983-94	79.0
4. Barry Chavous	1973-85	75.0
5. Rulon Jones	1980-88	73.5

(11/29)... Posted his 14th career multi-sack game, taking down Chargers QB Philip Rivers twice (15 yds.) at S.D. (12/6)... Became the third Bronco in team history to post 10-plus sacks in four or more seasons vs. Oak. (12/13)... Registered two solo tackles in Denver's AFC Divisional Playoff Game vs. Pit. (1/17)... Set a Broncos postseason record with 2.5 sacks (13 yds.) in addition to intercepting one pass (4 yds.) and making five tackles (4 solo) in Denver's AFC Championship Game vs. N.E. (1/24)... Matched his team-record 2.5 sacks (27 yds.), forced two fumbles that led to touchdowns and posted six tackles (5 solo) to earn MVP honors in Denver's Super Bowl 50 victory vs. Car. (2/7).

2014: Miller started all 16 regular-season games for the second time in his career and earned his third Pro Bowl nod after totaling 59 tackles (42 solo), 14 sacks (82.5 yds.), two passes defended and one fumble recovery... Became the fifth Broncos linebacker to be selected to at least three Pro Bowls and just the sixth player in team history to make at least three Pro Bowls in his first four years in the league... Led the Broncos with 16 tackles for a loss and 28 quarterback hits... Moved into fourth place on the club's single-season sack chart with his 14 sacks... Recorded his 12th career multiple-sack game vs. S.F. (10/19)... Posted six consecutive games with a sack (Games 2-7), to tie for the longest such streak of his career... Named AFC Defensive Player of the Month for October after leading all NFL players in sacks (7) and tackles for a loss (10) for the month... Recorded his 13th multiple-sack game (2-11) at K.C. (11/30)... Posted a team-high six tackles (5 solo), including two tackles for a loss, in Denver's AFC Divisional Playoff Game vs. Ind. (1/11).

2013: Miller started all nine games he appeared in after serving a six-game suspension to begin the season and ending the year on injured reserve... Made his 2013 debut with two tackles, including one for a loss and two quarterback hits at Ind. (10/20)... Sacked Robert Griffin III and forced a fumble that was recovered by Derek Wolfe vs. Was. (10/27)... Recovered his first career fumble and returned it 60 yards for a touchdown at N.E. (11/24) to mark seventh-longest such play in team history... Tore his ACL at Hou. (12/22) and was placed on injured reserve on Dec. 24.

2012: Miller started every game for the Broncos in his second NFL season and finished as the runner-up for NFL Defensive Player of the Year after ranking in the league's Top 5 in sacks (18.5), quarterback knockdowns (27), quarterback hurries (12), tackles for a loss (28), run stuffs (13) and forced fumbles (6)... Ranked fourth on the team with 68 tackles (55 solo) and added an interception return for a touchdown while receiving first-team All-Pro recognition and being selected to his second consecutive Pro Bowl as a starter... Set the franchise single-season record with 18.5 sacks to rank third in the NFL and joined DeMarcus Ware (Dal., 2008) as one of two players since at least 1994 with 15 sacks, 25 tackles for a loss and five forced fumbles in a single season... Named AFC Defensive Player of the Month for November after totaling 20 tackles (18 solo), eight sacks (54 yds.), 10 tackles for a loss and three forced fumbles in four games... Recorded a pair of sacks, while adding eight tackles (7 solo), one pass breakup, one forced fumble and five tackles for a loss at N.E. (10/7)... Set a career high with three sacks (18 yds.) at Cin. (11/4)... Earned Peter King's (*Sports Illustrated*) Defensive Player of the Week award after making six tackles—all of which came for a loss or no gain—in addition to one sack, one forced fumble and a quarterback hit on Cam Newton that resulted in an interception returned

MILLER 10TH DEFENSIVE PLAYER TO BE NAMED SUPER BOWL MVP

NFL DEFENSIVE PLAYERS TO BE NAMED SUPER BOWL MVP

Year	SB	Player	Team	Position
1970	V	Chuck Howley	Dallas	Linebacker
1972	VII	Jake Scott,	Miami	Safety
1977	XII	Harvey Martin	Dallas	Defensive End
1977	XII	Randy White	Dallas	Defensive Tackle
1985	XX	Richard Dent	Chicago	Defensive End
1995	XXX	Larry Brown	Dallas	Cornerback
2000	XXXV	Ray Lewis	Baltimore	Linebacker
2002	XXXVII	Dexter Jackson	Tampa Bay	Safety
2013	XLVIII	Malcolm Smith	Seattle	Linebacker
2015	50	Von Miller	Denver	Linebacker

MILLER NAMED NFL DEFENSIVE ROOKIE OF THE YEAR IN 2011

2011 NFL DEFENSIVE ROOKIE OF THE YEAR VOTING (ASSOCIATED PRESS)

Player	Position	Team	Votes
1. Von Miller	Linebacker	Denver	39
2. Aldon Smith	Linebacker	San Francisco	11

for a touchdown at Car. (11/11)... Became the first Bronco since at least 1982 to record three sacks and two forced fumbles in a single game vs. S.D. (11/18), earning Peter King's Defensive Player of the Week award for the second consecutive week... Intercepted his first career pass and returned it 26 yards for a touchdown vs. T.B. (12/2)... Extended his sack streak to a career-best six games, strip-sacking quarterback Carson Palmer for his fifth forced fumble in a five-week span at Oak. (12/6)... Became the Broncos' single-season sack record holder with 1.5 sacks vs. Cle. (12/23)... Sacked quarterback Brady Quinn to extend his single-season record to 18.5 vs. K.C. (12/30)... Led the team with nine tackles and a half sack in Denver's AFC Divisional Playoff Game vs. Bal. (1/12).

2011: Selected by Denver in the first round (2nd overall) of the 2011 NFL Draft, Miller started all 15 games played and tied the franchise rookie record with 11.5 sacks en route to being named the Associated Press NFL Defensive Rookie of the Year... Elected as a starter for the Pro Bowl to become just the second Bronco to play in the league's annual All-Star game as a rookie in addition to garnering second-team All-Pro honors from the Associated Press... Finished fifth on the club with 64 tackles (50 solo) and added a team-best 19 tackles for a loss and 24 quarterback hits to go along with four passes defended and two forced fumbles... Named the Denver Athletic Club's Colorado Athlete of the Year... Missed Week 13 with a thumb injury and was forced to play the season's final six games, including the playoffs, with a cast on his hand... Produced two separate five-game stretches with at least a half sack.

COLLEGE: Miller played 47 games (30 starts) at Texas A&M University and finished his career with 182 tackles (104 solo), 33 sacks (fourth in school history), 50.5 tackles for a loss, 10 forced fumbles and four fumble recoveries... Posted 27.5 sacks in 26 starts over his last two seasons and won the Butkus Award (nation's best linebacker) in addition to being named a consensus All-American as a senior in 2010... Tabbed as a unanimous All-Big 12 Conference performer after leading the nation with 17 sacks (115 yds.) as a junior in 2009 playing a hybrid "jack" position... Named to *The Sporting News'* Freshman All-Big 12 Team in 2007 after seeing action in nine games as a true freshman for the Aggies.

PERSONAL: Miller attended DeSoto (Texas) High School, where he was named the District 8-5A Defensive MVP as a senior after totaling 76 tackles and six sacks... Majored in university studies with a concentration in agriculture and life sciences at Texas A&M... Started Von's Vision, a foundation dedicated to providing eye care, glasses and contact lenses to underprivileged youth... Visited the Middle East as part of an NFL USO Tour in March 2013... Von Miller was born on March 26, 1989, in DeSoto, Texas.

MILLER'S REGULAR SEASON RECORD

Year	Club	G	S	UT	A	TT	S-Yds.	I-Yds.	PD	FF	FR	TD-Int.	TD-FR	S	Pts.
2011	Denver	15	15	50	14	64	11.5-77	0-0	4	2	0	0	0	0	0
2012	Denver	16	16	55	13	68	18.5-129.5	1-26	2	6	0	1	0	0	6
2013	Denver	9	9	27	7	34	5-29	0-0	1	3	1	0	1	0	6
2014	Denver	16	16	43	17	59	14-82.5	0-0	2	1	1	0	0	0	0
2015	Denver	16	16	30	5	35	11-78	0-0	1	4	3	0	0	0	0
2016	Denver	16	16	62	16	78	13.5-65	0-0	3	3	0	0	0	0	0
2017	Denver	16	16	51	6	57	10-64.5	0-0	3	2	1	0	0	0	0
CAREER TOTALS		104	104	318	78	396	83.5-525.5	1-26	16	21	6	1	1	0	12

MILLER'S POSTSEASON RECORD

Year	Club	G	S	UT	A	TT	S-Yds.	I-Yds.	PD	FF	FR	TD-Int.	TD-FR	S	Pts.
2011	Denver	2	2	3	0	3	1-4	0-0	0	0	0	0	0	0	0
2012	Denver	1	1	7	2	9	0.5-3.5	0-0	0	0	0	0	0	0	0
2014	Denver	1	1	5	1	6	0-0	0-0	0	0	0	0	0	0	0
2015	Denver	3	3	11	2	13	5-40	1-4	2	2	0	0	0	0	0
CAREER TOTALS		7	7	26	5	31	6.5-47.5	1-4	2	2	0	0	0	0	0

MILLER'S SINGLE-GAME HIGHS

(Postseason in parentheses)

Tackles — 10, twice, last vs. Kansas City 11/27/16 (9 vs. Baltimore, 1/12/13). **Sacks** — 3, four times, last vs. Kansas City, 11/27/16 (2.5^A, twice, last vs. Carolina, 2/7/16). **Sack yards** — 29 vs. San Diego, 11/18/12 (27^A vs. Carolina, 2/7/16). **Interceptions** — 1 vs. Tampa Bay, 12/2/12 (1 vs. New England, 1/24/16). **Interception return yards** — 26 vs. Tampa Bay, 12/2/12 (4 vs. New England, 1/24/16). **Forced fumbles** — 2 vs. San Diego, 11/18/12 (2^A vs. Carolina, 2/7/16). **Fumble recoveries** — 1, five times, last at San Diego, 12/6/15 (none). **Fumble return yards** — 60 at New England, 11/24/13 (none).

^ABroncos Record

MILLER'S MULTIPLE-SACK GAMES (20)

*denotes win; # denotes postseason; (The Broncos are 15-5 when Miller records more than one sack in a game.)

Date	Opponent	S-Yds.
10/2/11	at Green Bay	2-12
11/13/11	at Kansas City*	1.5-6.5
11/17/11	vs. N.Y. Jets*	1.5-12
9/9/12	vs. Pittsburgh*	2-15
10/7/12	at New England	2-7
11/4/12	at Cincinnati*	3-18
11/18/12	vs. San Diego*	3-29
12/23/12	vs. Cleveland*	1.5-12.5
11/24/13	at New England	2-11
10/5/14	vs. Arizona*	2-15.5
10/12/14	at N.Y. Jets*	2-10
10/19/14	vs. San Francisco*	2-18
11/30/14	at Kansas City*	2-11
12/6/15	at San Diego*	2-15
1/24/16	vs. New England*#	2.5-13
2/7/16	vs. Carolina*#	2.5-27
9/18/16	vs. Indianapolis*	3-24
11/27/16	vs. Kansas City	3-16
9/17/17	vs. Dallas*	2-10
10/22/17	at L.A. Chargers	2-16

MILLER'S SACKS BY QUARTERBACK

Figures in italics include postseason totals

Quarterback	Sacks	Quarterback	Sacks
Philip Rivers	15.0	Shaun Hill	1.0
Alex Smith	8.0	Josh Freeman	1.0
<i>Tom Brady</i>	<i>7.5</i>	Robert Griffin III	1.0
Andy Dalton	5.0	Teddy Bridgewater	1.0
<i>Cam Newton</i>	<i>4.5</i>	EJ Manuel	1.0
Derek Carr	4.5	Caleb Hanie	1.0
<i>Ben Roethlisberger</i>	<i>3.0</i>	Matt Hasselbeck	1.0
Andrew Luck	3.0	Drew Stanton	1.0
Colin Kaepernick	2.0	Russell Wilson	1.0
Geno Smith	2.0	Matt Moore	1.0
Brady Quinn	2.0	Aaron Rodgers	1.0
Aaron Rodgers	2.0	Kyle Orton	1.0
Matt Ryan	2.0	Logan Thomas	1.0
Dak Prescott	2.0	Ryan Fitzpatrick	1.0
Jay Cutler	2.0	Blake Bortles	1.0
Carson Palmer	1.5	Tyrod Taylor	1.0
Mark Sanchez	1.5	Nick Foles	1.0
Matt Cassel	1.5	<i>Joe Flacco</i>	<i>0.5</i>
Eli Manning	1.0	Jameis Winston	0.5
Josh McCown	1.0		

VON MILLER'S CAREER GAME-BY-GAME

(Victories asterisked)

2011 DENVER (8-8)			TACKLES							
Date	Opponent	P/S	UT	A	TT	S-Yds.	I-Yds	PD	FF	FR
Sep 12	vs. Oakland	S	3	2	5	0-0	0-0	0	1	0
Sep 18	vs. Cincinnati*	S	3	0	3	1-13	0-0	2	0	0
Sep 25	at Tennessee	S	3	1	4	1-7	0-0	0	1	0
Oct 2	at Green Bay	S	4	0	4	2-12	0-0	0	0	0
Oct 9	vs. San Diego	S	2	0	2	1-6	0-0	0	0	0
Oct 23	at Miami*	S	3	2	5	1-3	0-0	0	0	0
Oct 30	vs. Detroit	S	3	0	3	0-0	0-0	0	0	0
Nov 6	at Oakland*	S	4	1	5	0.5-3.5	0-0	0	0	0
Nov 13	at Kansas City*	S	4	3	7	1.5-6.5	0-0	0	0	0
Nov 17	vs. N.Y. Jets*	S	8	1	9	1.5-12	0-0	1	0	0
Nov 27	at San Diego*	S	8	2	10	1-6	0-0	1	0	0
Dec 4	at Minnesota*	INACTIVE								
Dec 11	vs. Chicago*	S	4	1	5	1-8	0-0	0	0	0
Dec 18	vs. New England	S	1	0	1	0-0	0-0	0	0	0
Dec 24	at Buffalo	S	0	1	1	0-0	0-0	0	0	0
Jan 1	vs. Kansas City	S	0	0	0	0-0	0-0	0	0	0
Regular Season Totals		15/15	50	14	64	11.5-77	0-0	4	2	0
Jan 8	vs. Pittsburgh*§	S	3	0	3	1-4	0-0	0	0	0
Jan 14	at New England†	S	0	0	0	0-0	0-0	0	0	0
Postseason Totals		2/2	3	0	3	1-4	0-0	0	0	0
§AFC Wild Card Game; †AFC Divisional Playoff Game										

§AFC Wild Card Game; †AFC Divisional Playoff Game

2012 DENVER (13-3) TACKLES										
Date	Opponent	P/S	UT	A	TT	S-Yds.	I-Yds	PD	FF	FR
Sep 9	vs. Pittsburgh*	S	4	0	4	2-15	0-0	0	0	0
Sep 17	at Atlanta	S	3	0	3	1-11	0-0	0	0	0
Sep 23	vs. Houston	S	0	3	3	0-0	0-0	0	0	0
Sep 30	vs. Oakland*	S	4	1	5	0-0	0-0	0	0	0
Oct 7	at New England	S	7	1	8	2-7	0-0	1	1	0
Oct 15	at San Diego*	S	2	1	3	1-6	0-0	0	0	0
Oct 28	vs. New Orleans*	S	1	0	1	0-0	0-0	0	0	0
Nov 4	at Cincinnati*	S	4	2	6	3-18	0-0	0	0	0
Nov 11	at Carolina*	S	6	0	6	1-6	0-0	0	1	0
Nov 18	vs. San Diego*	S	6	0	6	3-29	0-0	0	2	0
Nov 25	at Kansas City*	S	2	0	2	1-1	0-0	0	0	0
Dec 2	vs. Tampa Bay*	S	5	1	6	1-7	1-26†	1	1	0
Dec 6	at Oakland*	S	3	1	4	1-10	0-0	0	1	0
Dec 16	at Baltimore*	S	2	1	3	0-0	0-0	0	0	0
Dec 23	vs. Cleveland*	S	4	1	5	1.5-12.5	0-0	0	0	0
Dec 30	vs. Kansas City*	S	2	1	3	1-7	0-0	0	0	0
Regular Season Totals			16/16	55	13	68	18.5-129.5	1-26	2	6
Jan 12	vs. Baltimore†	S	7	2	9	0.5-3.5	0-0	0	0	0
Postseason Totals			1/1	7	2	9	0.5-3.5	0-0	0	0

†AFC Divisional Playoff Game

2013 DENVER (13-3) TACKLES										
Date	Opponent	P/S	UT	A	TT	S-Yds.	I-Yds	PD	FF	FR
Games 1-6										
Oct 20	at Indianapolis	S	2	0	2	0-0	0-0	0	0	0
Oct 27	vs. Washington*	S	4	1	5	1-9	0-0	0	1	0
Nov 10	at San Diego*	S	5	1	6	1-2	0-0	0	0	0
Nov 17	vs. Kansas City*	S	0	1	1	0-0	0-0	0	0	0
Nov 24	at New England	S	6	2	8	2-11	0-0	0	1	1
Dec 1	at Kansas City*	S	2	0	2	0-0	0-0	0	0	0
Dec 8	vs. Tennessee*	S	3	0	3	1-7	0-0	1	1	0
Dec 12	vs. San Diego	S	4	2	6	0-0	0-0	0	0	0
Dec 22	at Houston*	S	1	0	1	0-0	0-0	0	0	0
PLACED ON INJURED RESERVE (KNEE) ON DEC. 24										
Regular Season Totals			9/9	27	7	34	5-29	0-0	1	3

2014 DENVER (12-4) TACKLES										
Date	Opponent	P/S	UT	A	TT	S-Yds.	I-Yds	PD	FF	FR
Sep 7	vs. Indianapolis*	S	1	0	1	0-0	0-0	0	0	0
Sep 14	vs. Kansas City*	S	5	2	7	1-3	0-0	0	0	0
Sep 21	at Seattle	S	3	4	7	1-3	0-0	0	0	0
Oct 5	vs. Arizona*	S	2	2	4	2-15.5	0-0	0	0	0
Oct 12	at N.Y. Jets*	S	3	3	6	2-10	0-0	1	0	0
Oct 19	vs. San Francisco*	S	2	0	2	2-18	0-0	0	0	0
Oct 23	vs. San Diego*	S	2	0	2	1-5	0-0	0	0	0
Nov 2	at New England	S	1	0	1	0-0	0-0	0	0	0
Nov 9	at Oakland*	S	4	3	7	0-0	0-0	0	0	0
Nov 16	at St. Louis	S	5	0	5	1-5	0-0	0	0	0
Nov 23	vs. Miami*	S	1	0	1	0-0	0-0	0	0	0
Nov 30	at Kansas City*	S	3	0	3	2-11	0-0	1	0	0
Dec 7	vs. Buffalo*	S	2	0	2	1-5	0-0	0	0	0
Dec 14	at San Diego*	S	3	1	4	0-0	0-0	0	0	0
Dec 22	at Cincinnati	S	2	1	3	0-0	0-0	0	1	1
Dec 28	vs. Oakland*	S	3	1	4	1-7	0-0	0	0	0
Regular Season Totals			16/16	42	17	59	14-82.5	0-0	2	1
Jan 11	vs. Indianapolis†	S	5	1	6	0-0	0-0	0	0	0
Postseason Totals			1/1	5	1	6	0-0	0-0	0	0

†AFC Divisional Playoff Game

DID YOU KNOW?

The Broncos in 2005 became the first team in NFL history to have two 100-yard rushers and a 300-yard passer in the same game. In Denver's contest against Philadelphia on Oct. 30, 2005, Mike Anderson (126 yds.) and Tatum Bell (107 yds.) each had at least 100 rushing yards while Jake Plummer (309 yds.) cleared the 300-yard passing mark in Denver's 49-21 victory.

2015 DENVER (12-4)			TACKLES							
Date	Opponent	P/S	UT	A	TT	S-Yds.	I-Yds.	PD	FF	FR
Sept 13	vs. Baltimore*	S	1	0	1	0-0	0-0	0	0	0
Sept 17	at Kansas City*	S	4	0	4	1-5	0-0	0	0	0
Sept 27	at Detroit*	S	0	0	0	0-0	0-0	0	0	0
Oct 4	vs. Minnesota*	S	3	1	4	1-9	0-0	0	0	1
Oct 11	at Oakland*	S	2	0	2	1-7	0-0	0	1	1
Oct 18	at Cleveland*	S	0	1	1	0-0	0-0	0	0	0
Nov 1	vs. Green Bay*	S	1	0	1	1-9	0-0	0	0	0
Nov 8	at Indianapolis	S	0	2	2	0-0	0-0	0	0	0
Nov 15	vs. Kansas City	S	2	0	2	1-7	0-0	0	0	0
Nov 22	at Chicago*	S	3	0	3	1-2	0-0	0	1	0
Nov 29	vs. New England*	S	3	1	4	1-7	0-0	0	0	0
Dec 6	at San Diego*	S	4	0	4	2-15	0-0	0	1	1
Dec 13	vs. Oakland	S	3	0	3	1-9	0-0	1	1	0
Dec 20	at Pittsburgh	S	0	0	0	0-0	0-0	0	0	0
Dec 28	vs. Cincinnati*	S	3	0	3	0-0	0-0	0	0	0
Jan 3	vs. San Diego*	S	1	0	1	1-8	0-0	0	0	0
Season Totals		16/16	30	5	35	11-78	0-0	1	4	3
Jan 17	vs. Pittsburgh**	S	2	0	2	0-0	0-0	0	0	0
Jan 24	vs. New England*#	S	4	1	5	2.5-13	1-4	1	0	0
Feb 7	vs. Carolina*\$	S	5	1	6	2.5-27	0-0	1	2	0
Postseason Totals		3/3	11	2	13	5-40	1-4	2	2	0
†AFC Divisional Playoff Game; #AFC Championship Game; \$Super Bowl 50										

†AFC Divisional Playoff Game; #AFC Championship Game; \$Super Bowl 50

2016 DENVER (9-7) TACKLES										
Date	Opponent	P/S	UT	A	TT	S-Yds.	I-Yds.	PD	FF	FR
Sep 8	vs. Carolina*	S	3	0	3	1-6	0-0	0	0	0
Sep 18	vs. Indianapolis*	S	5	2	7	3-20	0-0	1	1	0
Sep 25	at Cincinnati*	S	1	1	2	1-5	0-0	0	0	0
Oct 2	at Tampa Bay*	S	2	2	4	0.5-4	0-0	0	0	0
Oct 9	vs. Atlanta	S	2	2	4	1-6	0-0	1	0	0
Oct 13	at San Diego	S	6	0	6	1-0	0-0	0	0	0
Oct 24	vs. Houston*	S	3	0	3	0-0	0-0	0	0	0
Oct 30	vs. San Diego*	S	2	2	4	1-1	0-0	0	0	0
Nov 6	at Oakland	S	1	1	2	1-5	0-0	0	0	0
Nov 13	at New Orleans*	S	4	0	4	0-0	0-0	0	0	0
Nov 27	vs. Kansas City	S	9	1	10	3-16	0-0	1	0	0
Dec 4	at Jacksonville*	S	4	0	4	1-2	0-0	0	1	0
Dec 11	at Tennessee	S	6	1	7	0-0	0-0	0	0	0
Dec 18	vs. New England	S	4	1	5	0-0	0-0	0	0	0
Dec 25	at Kansas City	S	6	2	8	0-0	0-0	0	0	0
Jan 1	vs. Oakland*	S	4	1	5	0-0	0-0	0	1	0
Season Totals		16/16	62	16	78	13.5-65	0-0	3	3	0

2017 DENVER (5-11)			TACKLES							
Date	Opponent	P/S	UT	A	TT	S-Yds.	I-Yds.	PD	FF	FR
Sep 11	vs. L.A. Chargers*	S	4	0	4	0-0	0-0	0	0	0
Sep 17	vs. Dallas*	S	2	0	2	2-10	0-0	1	0	0
Sep 24	at Buffalo	S	6	0	6	1-7	0-0	0	0	0
Oct 1	vs. Oakland*	S	2	0	2	1-7	0-0	0	0	0
Oct 15	vs. N.Y. Giants	S	1	0	1	1-4	0-0	0	0	0
Oct 22	at L.A. Chargers	S	5	0	5	2-16	0-0	0	0	0
Oct 30	at Kansas City	S	3	0	3	0-0	0-0	0	0	0
Nov 5	at Philadelphia	S	8	0	8	1-8	0-0	0	1	0
Nov 12	vs. New England	S	1	0	1	0-0	0-0	0	0	0
Nov 19	vs. Cincinnati	S	2	0	2	0-0	0-0	1	0	0
Nov 26	at Oakland	S	4	2	6	0.5-2	0-0	0	0	0
Dec 3	at Miami	S	5	1	6	0.5-3.5	0-0	0	0	0
Dec 10	vs. N.Y. Jets*	S	4	0	4	1-7	0-0	0	0	0
Dec 14	at Indianapolis*	S	1	2	3	0-0	0-0	1	0	0
Dec 24	at Washington	S	3	1	4	0-0	0-0	0	1	1
Dec 31	vs. Kansas City	S	0	0	0	0-0	0-0	0	0	0
Season Totals		16/16	51	6	57	10-64.5	0-0	3	2	1

DID YOU KNOW?

The Broncos have selected more players (19) from the University of Florida in the NFL Draft than from any other school in the country.



MATT PARADIS

61

CENTER



6-3 • 300 • 4TH YR. • BOISE STATE

BORN: Oct. 12, 1989, in Council, Idaho

HIGH SCHOOL: Council (Idaho) High School

ACQUIRED: Draft #6 (207th overall), 2014

NFL YEAR: 4th • **YEAR WITH BRONCOS:** 4th

NFL GAMES PLAYED/STARTED: 48/48 • **POSTSEASON GP/GS:** 3/3

PARADIS AT A GLANCE:

- A fourth-year center who started all 48 regular-season games and three postseason contests played during the last three seasons with Denver.
- Participated in every offensive snap from 2015-17 after spending the entire 2014 season competing on the Broncos' practice squad.
- Voted by his teammates as the recipient of the 2016 Ed Block Courage Award after playing every snap while dealing with injuries to both hips.
- Played 35 career games (27 starts) at Boise State University after working his way up from a walk-on defensive lineman and a participant in 8-man high school football.
- Started his final 26 games at center for Boise State, earning All-Mountain West Conference accolades after his junior (first team) and senior (second team) campaigns.
- Selected by the Broncos in the sixth round (207th overall) of the 2014 NFL Draft.

CAREER TRANSACTIONS: Signed by Denver as a draft choice 6/2/14; Waived by Denver 8/30/14; Signed by Denver (practice squad) 8/31/14; Signed by Denver to a future contract 1/12/15.



2017: Paradis played all 16 games and every offensive snap for Denver for the third consecutive season... Started at center in all 16 contests.

2016: Paradis played every offensive snap for Denver for the second consecutive season... Voted by his teammates as the recipient of the 2016 Ed Block Courage Award for battling through injuries to his hips.

2015: Paradis played every offensive snap—the only Broncos player in 2015 to accomplish the feat—while starting all 16 regular season games and three postseason contests... Allowed just one sack and was called for only two penalties on the year... Made his NFL debut vs. Bal. (9/13).

2014: Selected by Denver in the sixth round (207th overall) of the 2014 NFL Draft, Paradis spent his rookie season competing on Denver's practice squad.

COLLEGE: Paradis was named a second-team All-Mountain West Conference selection after starting all 13 games at center for Boise State University and helping the offense rank ninth nationally red zone efficiency (.906), 16th in scoring (38.8 ppg) and 24th in total yards (470.8 per game)... Selected as Boise State's Outstanding Offensive Lineman and was named a game captain in four contests as a senior... Opened all 13 games at center in 2012 and earned first-team all-conference recognition while contributing to a unit that ranked sixth in the nation in sacks allowed (0.77 per game)... Switched from defensive line to offensive line before the start of his sophomore season... Redshirted as a true freshman and was named the team's Defensive Scout Player of the Year after walking on to the squad.

PERSONAL: Paradis was named the 1A Idaho High School Player of the Year in 2008 while playing 8-man football for Council (Idaho) High School... Received first-team all-state recognition on both offense and defense as a junior in 2007... Majored in business economics at Boise State... Named to the National Football Foundation's Hampshire Honor Society in 2013 and was a member of the Academic All-Mountain West Team... Last name is pronounced PARE-ud-diss... Matt Paradis was born on Oct. 12, 1989.

PARADIS' REGULAR SEASON RECORD

Year	Club	G	S
2014	Denver	PRACTICE SQUAD	
2015	Denver	16	16
2016	Denver	16	16
2017	Denver	16	16
CAREER TOTALS		48	48

ADDITIONAL STATISTICS: Miscellaneous tackles — 2015 (1), 2017 (2), TOTAL (3). Miscellaneous FR — 2016 (1), 2017 (1), TOTAL (2).

PARADIS' POSTSEASON RECORD

Year	Club	G	S
2015	Denver	3	3
CAREER TOTALS		3	3



BRIAN PARKER

89

TIGHT END



6-4 • 265 • 3RD YR. • ALBANY

BORN: May 30, 1992, in Henrietta, N.Y.

HIGH SCHOOL: McQuaid Jesuit High School, Rochester, N.Y.

ACQUIRED: Practice Squad Signee, 2017

NFL YEAR: 3rd • YEAR WITH BRONCOS: 2nd

NFL GAMES PLAYED/STARTED: 9/0 • POSTSEASON GP/GS: 2/0

PARKER AT A GLANCE:

- A third-year tight end who played nine regular-season games and two postseason contests with Kansas City in 2015 in addition to spending part of the 2017 season on Denver's practice squad.
- Competed in training camps with the Chiefs (2016) and N.Y. Jets (2017).
- Started 21-of-42 games played at the University of Albany, totaling 74 catches for 1,006 yards (13.6 avg.) with nine touchdowns.
- Joined Denver as a practice-squad signee on Nov. 15, 2017.
- Entered the NFL as a college free agent with the San Diego Chargers on May 2, 2015.

CAREER TRANSACTIONS: Signed by San Diego as a college free agent 5/2/15; Waived by San Diego 9/5/15; Claimed off waivers by Kansas City 9/6/15; Waived by Kansas City 9/3/16; Claimed off waivers by N.Y. Jets 9/4/16; Waived by N.Y. Jets 9/6/16; Signed by N.Y. Jets 4/6/17; Waived by N.Y. Jets 8/11/17; Signed by Denver (practice squad) 11/15/17; Signed by Denver to a future contract 1/2/18.



2017: Parker spent portion of the season on Denver's practice squad after competing with the N.Y. Jets in training camp... Joined Denver as a practice squad signee on Nov. 15.

2016: Parker competed in training camp with Kansas City and the N.Y. Jets... Was not signed to a roster or practice squad following the preseason.

2015: Parker, who entered the NFL as a college free agent with the San Diego Chargers on May 2, was claimed off waivers by Kansas City following training camp... Appeared in nine games with the Chiefs during the regular season and also saw action in two playoff games... Recorded his first career catch for six yards at Den. (11/15).

COLLEGE: Parker started 21-of-42 games played at the University of Albany, totaling 74 catches for 1,006 yards (13.6 avg.) with nine touchdowns... Recorded 39 catches for 500 yards (12.8 avg.) with five touchdowns as a redshirt senior... Opened all 11 games played as a redshirt junior, finishing with 30 catches for 355 yards (11.8 avg.) with two scores... Saw action in 19 games between his redshirt freshman and sophomore season, catching five passes for 151 yards (30.2 avg.) with two touchdowns.

PERSONAL: Parker attended McQuaid Jesuit High School in Rochester, N.Y., where he was an All-Greater Rochester Second Team selection by *Democrat & Chronicle* as a senior... Finished his final prep season with 35 catches for 400 yards (11.4 avg.) with four touchdowns... Brian Parker was born on May 30, 1992, in Henrietta, N.Y.

PARKER'S REGULAR SEASON RECORD

Year	Club	G	S	No.	RECEIVING			TD	TDr	SCORING			2pt	Pts.
					Yds.	Avg.	LG			TDp	TDrt			
2015	Kansas City	9	0	1	6	6.0	6	0	0	0	0	0	0	0
2017	Denver				PRACTICE SQUAD									
CAREER TOTALS		9	0	1	6	6.0	6	0	0	0	0	0	0	0

PARKER'S POSTSEASON RECORD

Year	Club	G	S	No.	RECEIVING			TD	TDr	SCORING			2pt	Pts.
					Yds.	Avg.	LG			TDp	TDrt			
2015	Kansas City	2	0	0	0	0.0	—	0	0	0	0	0	0	0
CAREER TOTALS		2	0	0	0	0.0	—	0	0	0	0	0	0	0

BRIAN PARKER'S CAREER GAME-BY-GAME

(Victories asterisked)

2015 KANSAS CITY (11-5)		RECEIVING						SCORING	
Date	Opponent	P/S	No.	Yds.	Avg.	LG	TD	2pt.	Pts.
Games 1-7									
Nov 1	vs. Detroit*	P	0	0	—	—	0	0	0
Nov 15	at Denver*	P	1	6	6.0	6	0	0	0
Nov 22	at San Diego*	P	0	0	—	—	0	0	0
Nov 29	vs. Buffalo*	P	0	0	—	—	0	0	0
Dec 6	at Oakland*	P	0	0	—	—	0	0	0
Dec 13	vs. San Diego*	P	0	0	—	—	0	0	0
Dec 20	at Baltimore*	P	0	0	—	—	0	0	0
Dec 27	vs. Cleveland*	P	0	0	—	—	0	0	0
Jan 3	vs. Oakland*	P	0	0	—	—	0	0	0
Season Totals		2/0	1	6	6.0	6	0	0	0
Jan 9	at Houston* ^{\$}	P	0	0	—	—	0	0	0
Jan 16	at New England†	P	0	0	—	—	0	0	0

Postseason Totals

2/0

^{\$}AFC Wild Card Game; [†]AFC Divisional Playoff Game



WILL PARKS

34

SAFETY

6-1 • 194 • 3RD YR. • ARIZONA

BORN: July 29, 1994, in Philadelphia

HIGH SCHOOL: Germantown High School, Philadelphia

ACQUIRED: Draft #6 (219th overall), 2016

NFL YEAR: 3rd • **YEAR WITH BRONCOS:** 3rd

NFL GAMES PLAYED/STARTED: 32/5

PARKS AT A GLANCE:

- A third-year safety who appeared in 32 games (5 starts) during his first two seasons with Denver (2016-17), totaling 64 tackles (44 solo), two interceptions, seven passes defended and nine special-teams stops.
- Recorded 47 tackles (32 solo), one interception and four passes defended in 2017.
- Started 31-of-53 games played for the University of Arizona, totaling 197 tackles (130 solo), one sack (7 yds.), four interceptions (102 yds.) and 24 passes defended.
- Attended Germantown High School in Philadelphia, where he was named a first-team All-Southeastern Pennsylvania selection as a cornerback his senior year.
- Selected by the Broncos in the sixth round (219th overall) of the 2016 NFL Draft.

CAREER TRANSACTIONS: Signed by Denver as a draft choice 5/12/16.



2017: Parks played all 16 games (5 starts) and finished the season with 47 tackles (32 solo), one interception, four passes defended and four special-teams stops... Notched four solo stops vs. Dal. (9/17)... Recorded five solo tackles and one special-teams stop vs. Oak. (10/1)... Made five tackles (1 solo) at LAC (10/22)... Posted five tackles (3 solo) and one pass defended vs. NYJ (12/10)... Led the team with seven tackles (4 solo) at Ind. (12/14)... Intercepted Kirk Cousins in the end zone and made two tackles (1 solo) at Was. (12/24).

2016: Selected by Denver in the sixth round (219th overall) of the 2016 NFL Draft, Parks appeared in all 16 games on defense and special teams... Finished with 17 tackles (12 solo), one interception, three passes defended and five special-teams stops... Made his NFL debut vs. Car. (9/8)... Intercepted his first career pass in addition to posting two solo tackles and one pass defended at Cin. (9/25)... Returned a blocked extra point for a defensive conversion—the game-winning two points—in addition to making two defensive tackles at N.O. (11/13).

COLLEGE: Parks started 31-of-53 games played for the University of Arizona, totaling 197 tackles (130 solo), one sack (7 yds.), four interceptions (102 yds.) and 24 passes defended... Opened all 13 games as a senior for the Wildcats and was named one of the teams' four captains... Tallied a team-best 76 tackles (53 solo), seven passes defended and two forced fumbles... Earned honorable mention All-Pacific-12 Conference honors... Started all 14 contests at the 'spur' position as a junior, totaling 81 tackles (52 solo), one sack (7 yds.), two interceptions (14 yds.), 10 passes defended and one fumble recovery.

PERSONAL: Parks played cornerback, receiver, running back and kick returner for Germantown High School in Philadelphia... Named to the All-Southeastern Pennsylvania First Team as a senior after making 27 tackles and four interceptions (119 yards)... Scored 13 touchdowns between his junior and senior year on offense... Also lettered in basketball and track and field... Will Parks was born on July 29, 1994, in Philadelphia.

PARKS' REGULAR SEASON RECORD

Year	Club	G	S	UT	A	TT	S-Yds.	I-Yds.	PD	FF	FR	TD-Int.	TD-FR	S	Pts.
2016	Denver	16	0	12	5	17	0-0	1-1	3	0	0	0	0	0	0
2017	Denver	16	5	32	15	47	0-0	1-0	4	0	0	0	0	0	0
CAREER TOTALS		32	5	44	20	64	0-0	2-1	7	0	0	0	0	0	0

ADDITIONAL STATISTICS: Special-teams tackles — 2016 (5), 2017 (4), TOTAL (9). Special-teams FR — 2016 (1), TOTAL (1). Returned a blocked extra point for a defensive conversion at New Orleans, 11/13/16.

WILL PARKS' CAREER GAME-BY-GAME

(Victories asterisked)

2016 DENVER (9-7)		TACKLES									
Date	Opponent	P/S	UT	A	TT	S-Yds.	I-Yds.	PD	FF	FR	
Sep 8	vs. Carolina*	P	0	0	0	0-0	0-0	0	0	0	
Sep 18	vs. Indianapolis*	P	1	0	1	0-0	0-0	0	0	0	
Sep 25	at Cincinnati*	P	2	0	2	0-0	1-1	1	0	0	
Oct 2	at Tampa Bay*	P	0	0	0	0-0	0-0	0	0	0	
Oct 9	vs. Atlanta	P	0	0	0	0-0	0-0	0	0	0	
Oct 13	at San Diego	P	1	0	1	0-0	0-0	0	0	0	
Oct 24	vs. Houston*	P	1	1	2	0-0	0-0	0	0	0	
Oct 30	vs. San Diego*	P	1	0	1	0-0	0-0	0	0	0	
Nov 6	at Oakland	P	1	1	2	0-0	0-0	0	0	0	
Nov 13	at New Orleans*	P	0	2	2	0-0	0-0	0	0	0	
Nov 27	vs. Kansas City	P	1	0	1	0-0	0-0	0	0	0	
Dec 4	at Jacksonville*	P	0	0	0	0-0	0-0	0	0	0	
Dec 11	at Tennessee	P	0	0	0	0-0	0-0	0	0	0	
Dec 18	vs. New England	P	1	0	1	0-0	0-0	0	0	0	
Dec 25	at Kansas City	P	3	0	3	0-0	0-0	0	0	0	
Jan 1	vs. Oakland*	P	0	1	1	0-0	0-0	2	0	0	
Season Totals		16/0	12	5	17	0-0	1-0	3	0	0	

2017 DENVER (5-11)		TACKLES									
Date	Opponent	P/S	UT	A	TT	S-Yds.	I-Yds.	PD	FF	FR	
Sep 11	vs. L.A. Chargers*	P	1	0	1	0-0	0-0	0	0	0	
Sep 17	vs. Dallas*	P	4	0	4	0-0	0-0	0	0	0	
Sep 24	at Buffalo	P	1	0	1	0-0	0-0	0	0	0	
Oct 1	vs. Oakland*	P	5	0	5	0-0	0-0	0	0	0	
Oct 15	vs. N.Y. Giants	P	0	0	0	0-0	0-0	0	0	0	
Oct 22	at L.A. Chargers	P	1	4	5	0-0	0-0	0	0	0	
Oct 30	at Kansas City	S	2	0	2	0-0	0-0	0	0	0	
Nov 5	at Philadelphia	P	2	1	3	0-0	0-0	0	0	0	
Nov 12	vs. New England	P	2	0	2	0-0	0-0	1	0	0	
Nov 19	vs. Cincinnati	P	1	2	3	0-0	0-0	0	0	0	
Nov 26	at Oakland	P	2	1	3	0-0	0-0	1	0	0	
Dec 3	at Miami	S	3	0	3	0-0	0-0	0	0	0	
Dec 10	vs. N.Y. Jets*	P	3	2	5	0-0	0-0	1	0	0	
Dec 14	at Indianapolis*	S	4	3	7	0-0	0-0	0	0	0	
Dec 24	at Washington	S	1	1	2	0-0	1-0	1	0	0	
Dec 31	vs. Kansas City	S	0	1	1	0-0	0-0	0	0	0	
Season Totals		16/5	32	15	47	0-0	1-0	4	0	0	



DOMATA PEKO SR.

94

NOSE TACKLE

6-3 • 325 • 13TH YR. • MICHIGAN STATE

BORN: Nov. 27, 1984, Pago Pago, American Samoa

HIGH SCHOOL: Samoana High School, Pago Pago, American Samoa

ACQUIRED: Unrestricted Free Agent (Cincinnati), 2017

NFL YEAR: 13th • **YEAR WITH BRONCOS:** 2nd

NFL GAMES PLAYED/STARTED: 185/170 • **POSTSEASON GP/GS:** 6/5



PEKO SR. AT A GLANCE:

- A 13th-year nose tackle who played 185 games (170 starts) and six postseason contests (5 starts) during his first 12 NFL seasons with Cincinnati (2006-16) and Denver (2017).
- Started all 14 games played in his first season with Denver in 2017, totaling 38 tackles (24 solo), one sack (5 yds.) and one fumble recovery.
- Recorded 523 tackles (266 solo), 18.5 sacks (108.5 yds.), 12 passes defended, two forced fumbles and four fumble recoveries during his first 11 years in the league with the Bengals.
- Played and started 123 consecutive regular-season games from the 2010 season-opener until

Week 12 of the 2017 season before missing two games with a knee injury.

- Voted as a team captain by his teammates in Cincinnati in eight consecutive seasons (2009-16).
- Opened all 16 games for Cincinnati in 2016, totaling 37 tackles (17 solo), three passes defended and one fumble recovery.
- Produced his highest career sack total in 2015 (5-32), finishing his 10th professional season with 35 tackles (17 solo) and one pass defended.
- Saw action in 24 games (12 starts) at Michigan State University (2004-05) after beginning his collegiate career at College of the Canyons in Santa Clarita, Calif.
- Chosen as Cincinnati's Walter Payton Man of the Year nominee in 2013.
- Joined the Broncos as an unrestricted free agent (Cincinnati) on March 13, 2017.
- Selected by Cincinnati in the fourth round (123rd overall) of the 2006 NFL Draft.

CAREER TRANSACTIONS: Signed by Cincinnati as a draft choice 7/28/06; Signed by Denver as an unrestricted free agent 3/3/17.



2017: Peko opened all 14 games played in his first season with Denver, totaling 38 tackles (24 solo), one sack (5 yds.) and one fumble recovery... Started and made two solo tackles in his Broncos debut vs. LAC (9/11)... Recorded a season-high seven tackles (3 solo) vs. NYG (10/15)... Posted four solo stops and sacked Philip Rivers for five yards at LAC (10/22)... Registered two tackles (1 solo) and recovered one fumble at K.C. (10/30)... Led the team with six tackles (5 solo) vs. Cin. (11/19)... Posted six tackles (2 solo) before leaving with a knee injury at Oak. (11/26)... Had his NFL defensive lineman-leading 123 consecutive starts streak ended when he was inactive at Mia. (12/3).

2016: Peko opened all 16 games for the seventh consecutive season with Cincinnati, bringing his games played and started streak to 112 games... Selected as a defensive captain for the eighth consecutive season... Finished the regular-season with 37 tackles (17 solo), three pass defended and one fumble recovery.

2015: Peko contributed to Cincinnati winning their second AFC North Championship in three seasons and the team matching the franchise record with 12 wins... Produced his highest career sack total of his career (5-32), finishing his 10th professional season with 35 tackles (17 solo) and one pass defended... Tied a career-high with two sacks (11 yds.) vs. K.C. (10/4)... Saw action in Cincinnati's AFC Wild Card Game vs. Pit. (1/9).

2014: Peko opened all 16 contests and played a key role in Cincinnati making the postseason for the fourth consecutive season... Completed the season with 46 tackles (26 solo) and one sack... Started and made three tackles (1 solo) in Cincinnati's AFC Wild Card Game at Ind. (1/4).

2013: Peko helped Cincinnati win its second division title since 2009... Started all 16 games and finished with 50 tackles (52) for the fifth time in his career... Tallied his second-highest single-season sack total (3-16.5), recording at least a half sack in four games... Made four tackles (2 solo) in Cincinnati's AFC Wild Card Game vs. S.D. (1/9).

2012: Peko opened all 16 games and one postseason contest... Finished the season with 53 tackles (23 solo), two sacks (14 yds.), three passes defended and one fumble recovery... Helped Cincinnati win 10 games and make the postseason for the second consecutive season... Started and made four tackles (3 solo) in the AFC Wild Card Game at Hou. (1/5).

2011: Peko started all 16 games and one postseason contest, finishing with the second-highest tackle total (66) of his career... Added 2.5 sacks (19 yds.), one forced fumble and one fumble recovery... Started and made four solo stops in Cincinnati's AFC Wild Card Game at Hou. (1/7).

2010: Peko started all 16 games for the third time in his career... Finished his fifth campaign with 42 tackles (24 solo), 0.5 sacks (4 yds.) and one pass defended.

2009: Peko started all 11 games played, helping Cincinnati reach the postseason for only the second time in 19 seasons... Chosen by his teammates as a defensive captain for the first time in his career... Finished the regular season with 23 tackles (12 solo) and one pass defended... Missed Games 12-16 with a knee injury, but returned to start and record four tackles (1 solo) in Cincinnati's AFC Wild Card Game vs. NYJ (1/9).

2008: Peko started all 16 games for the second consecutive season, tallying a career high 67 tackles (29 solo)... Added 0.5 sacks (0.5 yds.) and two passes defended while also being credited with six tackles for loss... Finished with five or more tackles in seven games.

2007: Peko opened all 16 games for the first time in his career, finishing with 52 tackles (36 solo), 1.5 sacks (3.5 yds.), one pass defended and one fumble recovery... Posted the highest single-game tackle total of his career (9) at S.F. (12/15).

2006: Selected by Cincinnati in the fourth round (123rd overall) of the 2006 NFL Draft, Peko appeared in all 16 games (1 start) as a rookie... Totaled 43 tackles (21 solo), 2.5 sacks (19 yds.) and one forced fumble... Made his NFL debut at K.C. (9/10)... Earned his first start vs. Bal. (11/30)... Notched two sacks (15 yds.) at Den. (12/24).

COLLEGE: Peko played at Michigan State from 2004-05 after spending the 2002-03 seasons at College of the Canyons (Santa Clarita, Calif.)... Posted 53 tackles as a senior in 2005 in addition to recording one sack, two fumble recoveries, one forced fumble and one blocked PAT... Finished with 14 tackles (11 solo) as a junior in 2004... Selected as a JUCO All-American by the California Community College Football Coaches Association... Earned first-team All-Western State Conference honors as a sophomore.

PERSONAL: Peko attended Samoana High School in Pago Pago, American Samoa, where he played both offensive and defensive line... Selected as Cincinnati's Walter Payton Man of the Year nominee in 2013... Started the Domata Peko Foundation, which donates more than \$150,000 annually to those in need... Cousin, Kyle, is a third-year nose tackle with the Broncos... Brother, Siitupe, played guard with the Indianapolis Colts (2003-04)... Domata Peko (pronounced DOE-mah-tah PECK-o) was born on Nov. 27, 1984, in Pago Pago, American Samoa.

PEKO'S REGULAR SEASON RECORD

Year	Club	G	S	UT	A	TT	S-Yds.	I-Yds.	PD	FF	FR	TD-Int.	TD-FR	S	Pts.
2006	Cincinnati	16	1	21	22	43	2.5-19	0-0	0	1	0	0	0	0	0
2007	Cincinnati	16	16	36	16	52	1.5-3.5	0-0	1	0	1	0	0	0	0
2008	Cincinnati	16	16	29	38	67	0.5-0.5	0-0	2	0	0	0	0	0	0
2009	Cincinnati	11	11	12	11	23	0-0	0-0	1	0	0	0	0	0	0
2010	Cincinnati	16	16	24	18	42	0.5-4	0-0	1	0	0	0	0	0	0
2011	Cincinnati	16	16	34	32	66	2.5-19	0-0	0	1	1	0	0	0	0
2012	Cincinnati	16	16	23	30	53	2-14	0-0	3	0	1	0	0	0	0
2013	Cincinnati	16	16	24	28	52	3-16.5	0-0	0	0	0	0	0	0	0
2014	Cincinnati	16	16	26	20	46	1-0	0-0	0	0	0	0	0	0	0
2015	Cincinnati	16	16	17	18	35	5-32	0-0	1	0	0	0	0	0	0
2016	Cincinnati	16	16	17	20	37	0-0	0-0	3	0	1	0	0	0	0
2017	Denver	14	14	24	14	38	1-5	0-0	0	0	1	0	0	0	0
CAREER TOTALS		185	170	287	267	554	19.5-113.5	0-0	12	2	5	0	0	0	0

PEKO'S POSTSEASON RECORD

Year	Club	G	S	UT	A	TT	S-Yds.	I-Yds.	PD	FF	FR	TD-Int.	TD-FR	S	Pts.
2009	Cincinnati	1	1	1	3	4	0-0	0-0	0	0	0	0	0	0	0
2011	Cincinnati	1	1	4	0	4	0-0	0-0	0	0	0	0	0	0	0
2012	Cincinnati	1	1	3	1	4	0-0	0-0	0	0	0	0	0	0	0
2013	Cincinnati	1	1	2	0	2	0-0	0-0	0	0	0	0	0	0	0
2014	Cincinnati	1	1	1	2	3	0-0	0-0	0	0	0	0	0	0	0
2015	Cincinnati	1	0	0	0	0	0-0	0-0	0	0	0	0	0	0	0
CAREER TOTALS		6	5	11	6	17	0-0	0-0	0	0	0	0	0	0	0

PEKO'S SINGLE GAME HIGHS

(Postseason in parentheses)

Tackles — 9 at San Francisco, 12/15/07 (4, three times, last at Houston, 1/5/13). **Sacks** — 2, twice, last vs. Kansas City, 10/4/15 (none). **Sack Yards** — 15 at Denver, 12/24/06 (none).

DOMATA PEKO'S CAREER GAME-BY-GAME

(Victories asterisked)

2006 CINCINNATI (8-8)												TACKLES			
Date	Opponent	P/S	UT	A	TT	S-Yds.	I-Yds.	PD	FF	FR					
Sep 10	at Kansas City*	P	2	0	2	0-0	0-0	0	0	0					
Sep 17	vs. Cleveland*	P	1	1	2	0-0	0-0	0	0	0					
Sep 24	at Pittsburgh*	P	1	4	5	0-0	0-0	0	0	0					
Oct 1	vs. New England	P	0	2	2	0-0	0-0	0	0	0					
Oct 15	at Tampa Bay	P	0	0	0	0-0	0-0	0	0	0					
Oct 22	vs. Carolina*	P	1	0	1	0-0	0-0	0	0	0					
Oct 29	vs. Atlanta	P	1	6	7	0.5-4	0-0	0	0	0					
Nov 5	at Baltimore	P	3	1	4	0-0	0-0	0	0	0					
Nov 12	at San Diego	P	2	1	3	0-0	0-0	0	0	0					
Nov 19	at New Orleans*	P	1	1	2	0-0	0-0	0	0	0					
Nov 26	at Cleveland*	P	4	0	4	0-0	0-0	0	0	0					
Nov 30	vs. Baltimore*	S	0	2	2	0-0	0-0	0	0	0					
Dec 10	vs. Oakland*	P	1	0	1	0-0	0-0	0	0	0					
Dec 18	at Indianapolis	P	0	2	2	0-0	0-0	0	0	0					
Dec 24	at Denver	P	4	2	6	2-15	0-0	0	1	0					
Dec 31	vs. Pittsburgh	P	0	0	0	0-0	0-0	0	0	0					
Regular Season Totals			16/1	21	22	43	2.5-19	0-0	0	1	0				

2007 CINCINNATI (7-9)												TACKLES			
Date	Opponent	P/S	UT	A	TT	S-Yds.	I-Yds.	PD	FF	FR					
Sep 10	vs. Baltimore*	S	1	2	3	0-0	0-0	0	0	0					
Sep 16	at Cleveland*	S	3	1	4	0-0	0-0	0	0	0					
Sep 23	at Seattle	S	1	1	2	0-0	0-0	0	0	0					
Oct 1	vs. New England	S	4	0	4	0-0	0-0	0	0	0					
Oct 14	at Kansas City	S	5	0	5	0-0	0-0	1	0	0					
Oct 21	vs. New York Jets*	S	0	0	0	0-0	0-0	0	0	1					
Oct 28	vs. Pittsburgh	S	2	1	3	1-0	0-0	0	0	0					
Nov 4	at Buffalo	S	1	1	2	0-0	0-0	0	0	0					
Nov 11	at Baltimore*	S	3	0	3	0-0	0-0	0	0	0					
Nov 18	vs. Arizona	S	2	0	2	0-0	0-0	0	0	0					
Nov 25	vs. Tennessee*	S	2	0	2	0-0	0-0	0	0	0					
Dec 2	at Pittsburgh	S	2	5	7	0-0	0-0	0	0	0					
Dec 9	vs. St. Louis*	S	2	1	3	0-0	0-0	0	0	0					
Dec 15	at San Francisco	S	6	3	9	0.5-0.5	0-0	0	0	0					
Dec 23	vs. Cleveland*	S	0	1	1	0-0	0-0	0	0	0					
Dec 30	at Miami*	S	2	0	2	0	0	0	0	0					
Regular Season Totals			16/16	36	16	52	1.5-3.5	0-0	1	0	1				

2008 CINCINNATI (4-11-1) TACKLES										
Date	Opponent	P/S	UT	A	TT	S-Yds.	I-Yds.	PD	FF	FR
Sep 7	at Baltimore	S	3	3	6	0-0	0-0	0	0	0
Sep 14	vs. Tennessee	S	3	5	8	0-0	0-0	0	0	0
Sep 21	at New York Giants	S	1	4	5	0-0	0-0	0	0	0
Sep 28	vs. Cleveland	S	0	1	1	0-0	0-0	0	0	0
Oct 5	at Dallas	S	0	2	2	0.5-0.5	0-0	0	0	0
Oct 12	at New York Jets	S	6	2	8	0-0	0-0	0	0	0
Oct 19	vs. Pittsburgh	S	1	0	1	0-0	0-0	0	0	0
Oct 26	at Houston	S	2	4	6	0-0	0-0	0	0	0
Nov 2	vs. Jacksonville*	S	1	3	4	0-0	0-0	0	0	0
Nov 16	vs. Philadelphia	S	0	1	1	0-0	0-0	1	0	0
Nov 20	at Pittsburgh	S	2	4	6	0-0	0-0	0	0	0
Nov 30	vs. Baltimore	S	0	2	2	0-0	0-0	0	0	0
Dec 7	at Indianapolis	S	3	2	5	0-0	0-0	0	0	0
Dec 14	vs. Washington*	S	1	3	4	0-0	0-0	0	0	0
Dec 21	at Cleveland*	S	5	1	6	0-0	0-0	0	0	0
Dec 28	vs. Kansas City*	S	1	1	2	0-0	0-0	1	0	0
Regular Season Totals		16/16	29	38	67	0.5-0.5	0-0	2	0	0
2009 CINCINNATI (10-6-1) TACKLES										
Date	Opponent	P/S	UT	A	TT	S-Yds.	I-Yds.	PD	FF	FR
Sep 13	vs. Denver	S	0	0	1	0-0	0-0	0	0	0
Sep 20	at Green Bay*	S	1	0	1	0-0	0-0	0	0	0
Sep 27	vs. Pittsburgh*	S	1	4	5	0-0	0-0	0	0	0
Oct 4	at Cleveland*	S	4	1	5	0-0	0-0	0	0	0
Oct 11	at Baltimore*	S	2	0	2	0-0	0-0	0	0	0
Oct 18	vs. Houston	S	0	0	0	0-0	0-0	0	0	0
Oct 25	vs. Chicago*	S	0	0	0	0-0	0-0	0	0	0
Nov 8	vs. Baltimore*	S	1	2	3	0-0	0-0	0	0	0
Nov 15	at Pittsburgh*	S	2	3	5	0-0	0-0	0	0	0
Nov 22	at Oakland	S	1	0	1	0-0	0-0	1	0	0
Nov 29	vs. Cleveland*	S	0	1	1	0-0	0-0	0	0	0
Games 12-16						INACTIVE				
Regular Season Totals		11/11	12	11	23	0-0	0-0	1	0	0
Jan 9	vs. New York Jets	S	1	3	4	0-0	0-0	0	0	0
Postseason Totals		1/1	1	3	4	0-0	0-0	0	0	0
SAFC Wild Card Game										
2010 CINCINNATI (4-12) TACKLES										
Date	Opponent	P/S	UT	A	TT	S-Yds.	I-Yds.	PD	FF	FR
Sep 12	at New England	S	3	0	3	0-0	0-0	0	0	0
Sep 19	vs. Baltimore*	S	1	1	2	0-0	0-0	0	0	0
Sep 26	at Carolina*	S	1	0	1	0-0	0-0	0	0	0
Oct 3	at Cleveland	S	1	1	2	0-0	0-0	0	0	0
Oct 10	vs. Tampa Bay	S	1	0	1	0-0	0-0	0	0	0
Oct 24	at Atlanta	S	3	3	6	0-0	0-0	0	0	0
Oct 31	vs. Miami	S	0	1	1	0-0	0-0	0	0	0
Nov 8	vs. Pittsburgh	S	1	1	2	0-0	0-0	0	0	0
Nov 14	at Indianapolis	S	0	2	2	0-0	0-0	0	0	0
Nov 21	vs. Buffalo	S	0	1	1	0.5-4	0-0	0	0	0
Nov 25	at New York Jets	S	6	1	7	0-0	0-0	1	0	0
Dec 5	vs. New Orleans	S	2	2	4	0-0	0-0	0	0	0
Dec 12	at Pittsburgh	S	3	2	5	0-0	0-0	0	0	0
Dec 19	vs. Cleveland*	S	2	1	3	0-0	0-0	0	0	0
Dec 26	vs. San Diego*	S	0	2	2	0-0	0-0	0	0	0
Jan 2	at Baltimore	S	0	0	0	0-0	0-0	0	0	0
Regular Season Totals		16/16	24	18	42	0.5-4	0-0	1	0	0
2011 CINCINNATI (9-7) TACKLES										
Date	Opponent	P/S	UT	A	TT	S-Yds.	I-Yds.	PD	FF	FR
Sep 11	at Cleveland*	S	2	1	3	0-0	0-0	0	0	0
Sep 18	at Denver	S	3	0	3	0-0	0-0	0	0	1
Sep 25	vs. San Francisco	S	4	4	8	0-0	0-0	0	1	0
Oct 2	vs. Buffalo*	S	1	5	6	0-0	0-0	0	0	0
Oct 9	at Jacksonville*	S	4	1	5	0-0	0-0	0	0	0
Oct 16	vs. Indianapolis*	S	0	1	1	0-0	0-0	0	0	0
Oct 30	at Seattle*	S	4	1	5	0-0	0-0	0	0	0
Nov 6	at Tennessee*	S	2	0	2	0-0	0-0	0	0	0
Nov 13	vs. Pittsburgh	S	0	3	3	0.5-3	0-0	0	0	0
Nov 20	at Baltimore	S	5	0	5	0-0	0-0	0	0	0
Nov 27	vs. Cleveland*	S	1	2	3	0-0	0-0	0	0	0
Dec 4	at Pittsburgh	S	1	3	4	1-5	0-0	0	0	0
Dec 11	vs. Houston	S	3	4	7	0-0	0-0	0	0	0
Dec 18	at St. Louis*	S	0	0	0	0-0	0-0	0	0	0
Dec 24	vs. Arizona*	S	1	4	5	1-11	0-0	0	0	0
Jan 1	vs. Baltimore	S	3	3	6	0-0	0-0	0	0	0
Regular Season Totals		16/16	34	32	66	2.5-19	0-0	0	1	1
Jan 7	at Houston	S	4	0	4	0-0	0-0	0	0	0
Postseason Totals		1/1	4	0	4	0-0	0-0	0	0	0
SAFC Wild Card Game										

2012 CINCINNATI (10-6)			TACKLES							
Date	Opponent	P/S	UT	A	TT	S-Yds.	I-Yds.	PD	FF	FR
Sep 10	at Baltimore	S	2	2	4	0-0	0-0	0	0	0
Sep 16	vs. Cleveland*	S	1	2	3	0-0	0-0	0	0	0
Sep 23	at Washington*	S	2	1	3	0-0	0-0	0	0	0
Sep 30	at Jacksonville*	S	2	1	3	1-7	0-0	0	0	0
Oct 7	vs. Miami	S	0	3	3	0-0	0-0	0	0	0
Oct 14	at Cleveland	S	2	4	6	0-0	0-0	1	0	0
Oct 21	vs. Pittsburgh	S	1	3	4	0-0	0-0	0	0	0
Nov 4	vs. Denver	S	2	2	4	0-0	0-0	0	0	0
Nov 11	vs. New York Giants*	S	0	2	2	0.5-3	0-0	1	0	0
Nov 18	at Kansas City*	S	2	0	2	0-0	0-0	0	0	0
Nov 25	vs. Oakland*	S	0	2	2	0-0	0-0	0	0	0
Dec 2	at San Diego*	S	3	1	4	0.5-4	0-0	0	0	0
Dec 9	vs. Dallas	S	1	1	2	0-0	0-0	0	0	0
Dec 13	at Philadelphia*	S	1	0	1	0-0	0-0	0	0	1
Dec 23	at Pittsburgh*	S	1	3	4	0-0	0-0	0	0	0
Dec 30	vs. Baltimore*	S	3	3	6	0-0	0-0	1	0	0
Regular Season Totals		16/16	23	30	53	2-14	0-0	3	0	1
Jan 5	at Houston ^S	S	3	1	4	0-0	0-0	0	0	0
Postseason Totals		1/1	3	1	4	0-0	0-0	0	0	0
AFC Wild Card Game										

2013 CINCINNATI (11-5)			TACKLES							
Date	Opponent	P/S	UT	A	TT	S-Yds.	I-Yds.	PD	FF	FR
Sep 8	at Chicago	S	1	2	3	0-0	0-0	0	0	0
Sep 16	vs. Pittsburgh*	S	0	2	2	0.5-3	0-0	0	0	0
Sep 22	vs. Green Bay*	S	2	0	2	1-6	0-0	0	0	0
Sep 29	at Cleveland	S	1	3	4	0-0	0-0	0	0	0
Oct 6	vs. New England*	S	0	2	2	0-0	0-0	0	0	0
Oct 13	at Buffalo*	S	1	2	3	1-7	0-0	0	0	0
Oct 20	at Detroit*	S	2	1	3	0-0	0-0	0	0	0
Oct 27	vs. New York Jets*	S	0	2	2	0-0	0-0	0	0	0
Oct 31	at Miami	S	2	1	3	0-0	0-0	0	0	0
Nov 10	at Baltimore	S	2	2	4	0-0	0-0	0	0	0
Nov 17	vs. Cleveland*	S	1	3	4	0-0	0-0	0	0	0
Dec 1	at San Diego*	S	3	0	3	0-0	0-0	0	0	0
Dec 8	vs. Indianapolis*	S	1	0	1	0-0	0-0	0	0	0
Dec 15	at Pittsburgh	S	2	1	3	0-0	0-0	0	0	0
Dec 22	vs. Minnesota*	S	2	3	5	0.5-0.5	0-0	0	0	0
Dec 28	vs. Baltimore*	S	4	4	8	0-0	0-0	0	0	0
Regular Season Totals		16/16	24	28	52	3-16.5	0-0	0	0	0
Jan 5	vs. San Diego ^S	S	2	2	4	0-0	0-0	0	0	0
Postseason Totals		1/1	2	2	4	0-0	0-0	0	0	0
AFC Wild Card Game										

2014 CINCINNATI (10-5-1)			TACKLES							
Date	Opponent	P/S	UT	A	TT	S-Yds.	I-Yds.	PD	FF	FR
Sep 7	at Baltimore*	S	0	2	2	0-0	0-0	0	0	0
Sep 14	vs. Atlanta*	S	3	2	5	0-0	0-0	0	0	0
Sep 21	vs. Tennessee*	S	2	1	3	0-0	0-0	0	0	0
Oct 5	at New England	S	3	5	8	0-0	0-0	0	0	0
Oct 12	vs. Carolina	S	2	1	3	0-0	0-0	0	0	0
Oct 19	at Indianapolis	S	3	2	5	1-0	0-0	0	0	0
Oct 26	vs. Baltimore*	S	1	2	3	0-0	0-0	0	0	0
Nov 2	vs. Jacksonville*	S	0	1	1	0-0	0-0	0	0	0
Nov 6	vs. Cleveland	S	2	1	3	0-0	0-0	0	0	0
Nov 16	at New Orleans*	S	5	3	8	0-0	0-0	0	0	0
Nov 23	at Houston*	S	0	0	0	0-0	0-0	0	0	0
Nov 30	at Tampa Bay*	S	2	0	2	0-0	0-0	0	0	0
Dec 7	vs. Pittsburgh	S	1	0	1	0-0	0-0	0	0	0
Dec 14	at Cleveland*	S	0	0	0	0-0	0-0	0	0	0
Dec 22	vs. Denver*	S	2	0	2	0-0	0-0	0	0	0
Dec 28	at Pittsburgh	S	0	0	0	0-0	0-0	0	0	0
Regular Season Totals		16/16	26	20	46	1-0	0-0	0	0	0
Jan 4	at Indianapolis\$	S	1	2	3	0-0	0-0	0	0	0
Postseason Totals		1/1	1	2	3	0-0	0-0	0	0	0
\$AFC Wild Card Game										

2015 CINCINNATI (12-4)			TACKLES							
Date	Opponent	P/S	UT	A	TT	S-Yds.	I-Yds.	PD	FF	FR
Sep 13	at Oakland*	S	0	0	0	0-0	0-0	0	0	0
Sep 20	vs. San Diego*	S	0	2	2	0-0	0-0	0	0	0
Sep 27	at Baltimore*	S	1	2	3	0-0	0-0	1	0	0
Oct 4	vs. Kansas City*	S	2	0	2	2-11	0-0	0	0	0
Oct 11	vs. Seattle*	S	2	2	4	0-0	0-0	0	0	0
Oct 18	at Buffalo*	S	0	3	3	0-0	0-0	0	0	0
Nov 1	at Pittsburgh*	S	2	0	2	0-0	0-0	0	0	0
Nov 5	vs. Cleveland*	S	1	1	2	0-0	0-0	0	0	0
Nov 16	vs. Houston	S	1	2	3	1-2	0-0	0	0	0
Nov 22	at Arizona	S	0	0	0	0-0	0-0	0	0	0
Nov 29	vs. St. Louis*	S	2	1	3	0-0	0-0	0	0	0
Dec 6	at Cleveland*	S	2	0	2	1-10	0-0	0	0	0
Dec 13	vs. Pittsburgh	S	1	1	2	0-0	0-0	0	0	0
Dec 20	at San Francisco*	S	1	2	3	1-9	0-0	0	0	0
Dec 28	at Denver	S	2	0	2	0-0	0-0	0	0	0
Jan 3	vs. Baltimore*	S	0	2	2	0-0	0-0	0	0	0
Regular Season Totals		16/16	17	18	35	5-32	0-0	1	0	0
Jan 9	vs. Pittsburgh\$	P	0	0	0	0-0	0-0	0	0	0
Postseason Totals		1/1	0	0	0	0-0	0-0	0	0	0
AFC Wild Card Game										

2016 CINCINNATI (6-9-1)			TACKLES							
Date	Opponent	P/S	UT	A	TT	S-Yds.	I-Yds.	PD	FF	FR
Sep 11	at N.Y. Jets*	S	0	2	2	0-0	0-0	0	0	0
Sep 18	at Pittsburgh	S	3	2	5	0-0	0-0	0	0	0
Sep 25	vs. Denver	S	4	1	5	0-0	0-0	0	0	0
Sep 29	vs. Miami*	S	0	2	2	0-0	0-0	1	0	1
Oct 9	at Dallas	S	0	1	1	0-0	0-0	0	0	0
Oct 16	at New England	S	1	0	1	0-0	0-0	0	0	0
Oct 23	vs. Cleveland*	S	1	1	2	0-0	0-0	0	0	0
Oct 30	vs. Washington	S	4	0	4	0-0	0-0	0	0	0
Nov 14	at N.Y. Giants	S	0	3	3	0-0	0-0	0	0	0
Nov 20	vs. Buffalo	S	0	2	2	0-0	0-0	1	0	0
Nov 27	at Baltimore	S	0	0	0	0-0	0-0	0	0	0
Dec 4	vs. Philadelphia*	S	0	1	1	0-0	0-0	1	0	0
Dec 11	at Cleveland*	S	0	0	0	0-0	0-0	0	0	0
Dec 18	vs. Pittsburgh	S	2	2	4	0-0	0-0	0	0	0
Dec 24	at Houston	S	1	3	4	0-0	0-0	0	0	0
Jan 1	vs. Baltimore*	S	1	0	1	0-0	0-0	0	0	0
Regular Season Totals		16/16	17	20	37	0-0	0-0	3	0	1

2017 DENVER (5-11)			TACKLES							
Date	Opponent	P/S	UT	A	TT	S-Yds.	I-Yds.	PD	FF	FR
Sep 11	vs. L.A. Chargers*	S	2	0	2	0-0	0-0	0	0	0
Sep 17	vs. Dallas*	S	1	0	1	0-0	0-0	0	0	0
Sep 24	at Buffalo	S	2	1	3	0-0	0-0	0	0	0
Oct 1	vs. Oakland*	S	1	0	1	0-0	0-0	0	0	0
Oct 15	vs. N.Y. Giants	S	3	4	7	0-0	0-0	0	0	0
Oct 22	at L.A. Chargers	S	4	0	4	1-5	0-0	0	0	0
Oct 30	at Kansas City	S	1	1	2	0-0	0-0	0	0	1
Nov 5	at Philadelphia	S	2	0	2	0-0	0-0	0	0	0
Nov 12	vs. New England	S	1	0	1	0-0	0-0	0	0	0
Nov 19	vs. Cincinnati	S	5	1	6	0-0	0-0	0	0	0
Nov 26	at Oakland	S	2	4	6	0-0	0-0	0	0	0
Dec 3	at Miami									
Dec 10	vs. N.Y. Jets*				INACTIVE					
Dec 14	at Indianapolis*	S	0	1	1	0-0	0-0	0	0	0
Dec 24	at Washington	S	1	1	2	0-0	0-0	0	0	0
Dec 31	vs. Kansas City	S	0	0	0	0-0	0-0	0	0	0
Season Totals		14/14	24	14	38	1-5	0-0	0	0	1

DID YOU KNOW?

The Broncos in 2015 earned wins against the 6-0 Packers (Week 8) and 10-0 Patriots (Week 12) to become the first team since the 2004 Steelers to beat two teams with 6-0 or better records in the same season.



KYLE PEKO

90

NOSE TACKLE



6-1 • 305 • 3RD Yr. • OREGON STATE

BORN: July 25, 1993, in LaHabra, Calif.

HIGH SCHOOL: La Habra (Calif.) High School

ACQUIRED: College Free Agent, 2016

NFL YEAR: 3rd • YEAR WITH BRONCOS: 3rd

NFL GAMES PLAYED/STARTED: 7/0

PEKO AT A GLANCE:

- A third-year nose tackle who appeared in seven games for Denver from 2016-17 in addition to spending time on the team's practice squad.
- Saw action in six games for the Broncos in 2017, tallying six tackles (4 solo).
- Started all 12 games played in his lone season at Oregon State University in 2015, earning honorable mention All-Pacific-12 Conference honors after tallying 45 tackles (24 solo), two sacks (17 yds.), two passes defended and two blocked kicks.
- Entered the NFL with Denver as a college free agent on May 3, 2016.

CAREER TRANSACTIONS: Signed by Denver as a college free agent 5/3/16; Waived by Denver 9/20/16; Signed by Denver (practice squad) 9/22/16; Signed by Denver (active roster) 12/28/16; Waived by Denver 9/2/17; Signed by Denver 9/3/17; Waived by Denver 9/9/17; Signed by Denver (practice squad) 9/11/17; Signed by Denver (active roster) 9/16/17; Waived by Denver 10/21/17; Signed by Denver (practice squad) 10/24/17; Signed by Denver (active roster) 11/25/17.



2017: Peko played six games and totaled six tackles (4 solo) in addition to competing on the club's practice squad... Made two tackles apiece at Mia. (12/3) and vs. NYJ (12/10).

2016: Peko, who entered the NFL with Denver as a college free agent on May 3, made the team out of training camp and spent the first two weeks of the season on the active roster before being waived... Signed with Denver's practice squad on Sept. 22 and was elevated to the active roster on Dec. 28... Made his NFL debut and contributed two solo tackles in the Broncos' season finale vs. Oak. (1/1).

COLLEGE: Peko played one season for Oregon State University as a senior in 2015 after transferring from Cerritos Junior College prior to his junior year... Started all 12 games played as a senior, earning honorable mention all-Pacific-12 Conference honors... Tallied 45 tackles (24 solo), two sacks (17 yds.), two passes defended and two blocked kicks in his lone season of action with Oregon State... Totaled 85 tackles and 11 sacks in his two seasons at Cherritos Junior College.

PERSONAL: Peko attended LaHabra (Calif.) High School and was named All-California Interscholastic Federation as a junior and senior... Helped his team win the CIF Championship as a sophomore... His cousin, Domata Peko Sr., was signed by the Broncos in 2016 after playing 11 seasons (2006-16) with the Cincinnati Bengals... Another cousin, Tupe Peko, played for the Indianapolis Colts from 2003-04... Kyle Peko was born on July 25, 1993, in La Habra, Calif.

PEKO'S REGULAR SEASON RECORD

Year	Club	G	S	UT	A	TT	S-Yds.	I-Yds.	PD	FF	FR	TD-Int.	TD-FR	S	Pts.
2016	Denver	1	0	2	0	2	0-0	0-0	0	0	0	0	0	0	0
2017	Denver	6	0	4	2	6	0-0	0-0	0	0	0	0	0	0	0
CAREER TOTALS		7	0	6	2	8	0-0	0-0	0	0	0	0	0	0	0

KYLE PEKO'S CAREER GAME-BY-GAME

(Victories asterisked)

2016 DENVER (9-7)		TACKLES									
Date	Opponent	P/S	UT	A	TT	S-Yds.	I-Yds.	PD	FF	FR	
Sep 8	vs. Carolina*					INACTIVE					
Sep 18	vs. Indianapolis*					INACTIVE					
Games 3-15						PRACTICE SQUAD					
Jan 1	vs. Oakland*	P	2	0	2	0-0	0-0	0	0	0	
Season Totals		1/0	2	0	2	0-0	0-0	0	0	0	

2017 DENVER (5-11)		TACKLES								
Date	Opponent	P/S	UT	A	TT	S-Yds.	I-Yds.	PD	FF	FR
Sep 11	vs. L.A. Chargers				PRACTICE SQUAD					
Sep 17	vs. Dallas*	P	0	0	0	0-0	0-0	0	0	0
Sep 24	at Buffalo				INACTIVE					
Oct 1	vs. Oakland*				INACTIVE					
Oct 15	vs. N.Y. Giants				INACTIVE					
WAIVED BY DENVER OCT. 21 / SIGNED BY DENVER (PRACTICE SQUAD) OCT. 24										
Games 7-10					PRACTICE SQUAD					
Nov 26	at Oakland				INACTIVE					
Dec 3	at Miami	P	1	1	2	0-0	0-0	0	0	0
Dec 10	vs. N.Y. Jets*	P	2	0	2	0-0	0-0	0	0	0
Dec 14	at Indianapolis*	P	0	0	0	0-0	0-0	0	0	0
Dec 24	at Washington	P	0	1	1	0-0	0-0	0	0	0
Dec 31	vs. Kansas City	P	1	0	1	0-0	0-0	0	0	0
Season Totals		6/0	4	2	6	0-0	0-0	0	0	0



JEREMIAH POUTASI

74

TACKLE

6-5 • 330 • 3RD YR. • UTAH

BORN: Aug. 7, 1994, in San Mateo, Calif.

HIGH SCHOOL: Desert Pines High School, Las Vegas

ACQUIRED: Practice Squad Signee, 2017

NFL YEAR: 3rd • **YEAR WITH BRONCOS:** 2nd

NFL GAMES PLAYED/STARTED: 12/8



POUTASI AT A GLANCE:

- A third-year tackle who played 12 games (8 starts) with Tennessee (2015) and Jacksonville (2016) in addition to spending time competing on practice squads with the Jaguars, Rams and Broncos in 2017.
- Appeared in 36 games (35 starts—25 at left tackle; 10 at right tackle) during his three-year collegiate career at the University of Utah.
- Named a second-team All-Pacific-12 Conference selection following his junior season in 2014 after opening all 13 games at left tackle.
- Joined the Broncos as a practice squad signee on Dec. 5, 2017.
- Selected by the Titans in the third round (66th overall) of the 2015 NFL Draft.

CAREER TRANSACTIONS: Signed by Tennessee as a draft choice 6/19/15; Waived by Tennessee 9/2/16; Signed by Jacksonville (practice squad) 9/5/16; Signed by Jacksonville (active roster) 11/18/16; Waived by Jacksonville 9/3/17; Signed by Jacksonville (practice squad) 9/14/17; Waived by Jacksonville 9/20/17; Signed by L.A. Rams (practice squad) 11/15/17; Waived by L.A. Rams 11/21/17; Signed by Denver (practice squad) 12/5/17. Signed by Denver to a future contract 1/2/18.



2017: Poutasi spent the season competing on practice squads with Jacksonville, the L.A. Rams and Denver... Was signed to Denver's practice squad on Dec. 5.

2016: Poutasi started one game at left guard with Jacksonville in addition to spending time on the team's practice squad... Competed with Tennessee in training camp before being waived on Sept. 2.

2015: Selected by Tennessee in the third round (66th overall) of the 2015 NFL Draft, Poutasi appeared in 11 games (7 starts)... Opened the first seven games of the season at right tackle.

COLLEGE: Poutasi started 35-of-36 games played during his three-year collegiate career at the University of Utah... Opened 25 consecutive games at left tackle between his sophomore and junior seasons... Named a second-team All-Pacific-12 Conference selection following his junior season... Started 10-of-11 games played at right tackle as a true freshman, earning honorable mention All-Pac-12 honors.

PERSONAL: Poutasi attended Desert Pines High School in Las Vegas, where he was selected Class A First-Team All-Nevada... Also ran track and bowled in high school... Jeremiah Poutasi (pronounced po-TAH-see) was born on Aug. 7, 1994, in San Mateo, Calif.

POUTASI'S REGULAR SEASON RECORD

Year	Club	G	S
2015	Tennessee	11	7
2016	Jacksonville	1	1
2017	Jac./LAR/Den.	PRACTICE SQUAD	
CAREER TOTALS		12	8



SHANE RAY

74

OUTSIDE LINEBACKER

6-3 • 245 • 4TH YR. • MISSOURI

BORN: May 18, 1993, in Shawnee Mission, Kan.

HIGH SCHOOL: Bishop Miege High School, Roeland Park, Kan.

ACQUIRED: Draft #1 (23rd overall), 2015

NFL YEAR: 4th • **YEAR WITH BRONCOS:** 4th

NFL GAMES PLAYED/STARTED: 38/15 • **POSTSEASON GP/GS:** 3/0



RAY AT A GLANCE:

- A fourth-year outside linebacker who appeared in 38 regular-season games (15 starts) and three postseason contests during his first three seasons with Denver.
- Totaled 84 tackles (58 solo), 13 sacks (79.5 yds.) and two fumble recoveries during his first three campaigns with the Broncos.
- Battled through a wrist injury to play eight games (7 starts) with Denver in 2017, finishing the season with 16 tackles (10 solo) and one sack (8 yds.).
- Ranked second on the team with eight sacks (43.5 yds.) in addition to posting 48 tackles (33 solo), one forced fumble and two fumble recoveries in 2016.
- Recorded 20 tackles (15 solo), four sacks (28 yds.) and one pass defended during his initial season with the team in 2015.
- Started 14-of-40 games played at the University of Missouri in three seasons, totaling 120 tackles (82 solo) and 19 sacks (131 yds.).
- Received unanimous Southeastern Conference Defensive Player of the Year honors following his junior season in 2014 after leading the league in sacks (14.5) and tackles for loss (22.5) in addition to recording 65 tackles (47 solo) and three forced fumbles.
- Selected by the Broncos in the first round (23rd overall) of the 2015 NFL Draft.

CAREER TRANSACTIONS: Signed by Denver as a draft choice 6/1/15.



2017: Ray appeared in eight games (7 starts), posting 16 tackles (10 solo) and one sack (8.0 avg.)... Spent the first six games and the final two contests of the season on injured reserve with a wrist injury sustained in training camp... Made his season debut at K.C. (10/30) and finished with three tackles (1 solo)... Recorded two solo tackles and sacked Andy Dalton (8 yds.) vs. Cin. (11/19).

2016: Ray ranked second on the team with eight sacks (43.5 yds.) in addition to posting 48 tackles (33 solo), one forced fumble and two fumble recoveries... Recovered a fourth-quarter fumble and returned it 15 yards for his first career touchdown vs. Ind. (9/18)... Posted three sacks (12 yds.) in addition to making six tackles (3 solo) in his first NFL start at Cin. (9/25)... Became the first player since 2002 (John Henderson, Jac.) to have three sacks in his first career start... Recorded a career-best seven tackles (6 solo) vs. Atl. (10/9).

2015: Selected by the Broncos in the first round (23rd overall) of the 2015 NFL Draft, Ray posted 20 tackles (15 solo) and four sacks (28 yds.) in 14 regular-season games during his rookie campaign... Saw action in all three of Denver's postseason contests, making two solo tackles and forcing one fumble... Recorded his first career sack (8 yds.) vs. Min. (10/4)... Played at Cle. (10/18) before leaving with a knee injury and was inactive the next two games... Made his postseason debut in Denver's AFC Divisional Playoff Game vs. Pit. (1/17)... Posted a pair of solo tackles and forced one fumble in Denver's Super Bowl 50 victory vs. Car. (2/7).

COLLEGE: Ray started 14-of-40 games played in three seasons at the University of Missouri, totaling 120 tackles (82 solo) and 19 sacks (131 yds.)... Started all 14 games as a senior and was named the 2014 Southeastern Conference Defensive Player of the Year after leading the conference in sacks (14.5-94) and tackles for loss (22.5-122) while adding 65 tackles (47 solo) and three forced fumbles... Earned consensus first-team All-American honors after ranking third in the nation in sacks (14.5) and tackles for loss (22.5)... Selected as finalist for the Hendricks Award (nation's top defensive end) and as a semifinalist for the Lombardi (top linemen) and Bednarik (top defensive player) awards after breaking Missouri's single-season sack record... Chosen as the SEC Defensive Player of the Week on four occasions... Appeared in all 14 games as a redshirt sophomore, registering 39 tackles (27 solo), 4.5 sacks (37 yds.) and one fumble recovery.

PERSONAL: Ray played defensive end at Bishop Miege High School in Roeland Park, Kan., earning first-team all-state honors as a senior and leading his team to a state title as a junior... Compiled 231 tackles, 48 tackles for loss, 25.5 sacks and seven forced fumbles in his junior and senior campaigns... Majored in agriculture at Missouri... His father, Wendell, played football at Missouri and was selected by Minnesota in the fifth round of the 1981 NFL Draft... Shane Ray was born on May 18, 1993, in Shawnee Mission, Kan.

RAY'S REGULAR SEASON RECORD

Year	Club	G	S	UT	A	TT	S-Yds.	I-Yds.	PD	FF	FR	TD-Int.	TD-FR	S	Pts.
2015	Denver	14	0	15	5	20	4-28	0-0	1	0	0	0	0	0	0
2016	Denver	16	8	33	15	48	8-43.5	0-0	0	1	2	0	1	0	6
2017	Denver	8	7	10	6	16	1-8	0-0	0	0	0	0	0	0	0
CAREER TOTALS		38	15	58	26	84	13-79.5	0-0	1	1	2	0	1	0	6

RAY'S POSTSEASON RECORD

Year	Club	G	S	UT	A	TT	S-Yds.	I-Yds.	PD	FF	FR	TD-Int.	TD-FR	S	Pts.
2015	Denver	3	0	2	0	2	0-0	0-0	0	1	0	0	0	0	0
CAREER TOTALS		3	0	2	0	2	0-0	0-0	0	1	0	0	0	0	0

RAY'S SINGLE-GAME HIGHS

(Postseason in parentheses)

Tackles — 7 vs. Atlanta, 10/9/16 (2 vs. Carolina, 2/7/16). **Sacks** — 3 at Cincinnati, 9/25/16 (none). **Sack yards** — 12 at Cincinnati, 9/25/16 (none). **Forced fumbles** — none (1 vs. Carolina, 2/7/16). **Fumble recoveries** — 1, twice, last at Jacksonville, 12/4/16 (none). **Fumble return yards** — 15t vs. Indianapolis, 9/18/16 (none).

SHANE RAY'S CAREER GAME-BY-GAME

(Victories asterisked)

2015 DENVER (12-4)			TACKLES								
Date	Opponent	P/S	UT	A	TT	S-Yds.	I-Yds.	PD	FF	FR	
Sept 13	vs. Baltimore*	P	0	0	0	0-0	0-0	0	0	0	
Sept 17	at Kansas City*	P	0	0	0	0-0	0-0	0	0	0	
Sept 27	at Detroit*	P	1	0	1	0-0	0-0	0	0	0	
Oct 4	vs. Minnesota*	P	1	1	2	1-8	0-0	0	0	0	
Oct 11	at Oakland*	P	1	0	1	1-7	0-0	0	0	0	
Oct 18	at Cleveland*	P	0	0	0	0-0	0-0	0	0	0	
Nov 1	vs. Green Bay*										
Nov 8	at Indianapolis										
Nov 15	vs. Kansas City	P	1	0	1	0-0	0-0	1	0	0	
Nov 22	at Chicago*	P	0	1	1	0-0	0-0	0	0	0	
Nov 29	vs. New England*	P	1	1	2	0-0	0-0	0	0	0	
Dec 6	at San Diego*	P	3	1	4	1-5	0-0	0	0	0	
Dec 13	vs. Oakland	P	1	0	1	0-0	0-0	0	0	0	
Dec 20	at Pittsburgh	P	2	0	2	1-8	0-0	0	0	0	
Dec 28	vs. Cincinnati*	P	1	0	1	0-0	0-0	0	0	0	
Jan 3	vs. San Diego*	P	3	1	4	0-0	0-0	0	0	0	
Season Totals			14/0	15	5	20	4-28	0-0	1	0	0
Jan 17	vs. Pittsburgh*†	P	0	0	0	0-0	0-0	0	0	0	
Jan 24	vs. New England*‡	P	0	0	0	0-0	0-0	0	0	0	
Feb 7	vs. Carolina*§	P	2	0	2	0-0	0-0	0	1	0	

†AFC Divisional Playoff Game; ‡AFC Championship Game; §Super Bowl 50

2016 DENVER (9-7)		TACKLES													
Date	Opponent	P/S	UT	A	TT	S-Yds.	I-Yds.	PD	FF	FR					
Sep 8	vs. Carolina*	P	1	1	2	0-0	0-0	0	0	0					
Sep 18	vs. Indianapolis*	P	0	1	1	0-0	0-0	0	0	0					
Sep 25	at Cincinnati*	S	3	3	6	3-12	0-0	0	0	0					
Oct 2	at Tampa Bay*	S	2	0	2	0-0	0-0	0	0	0					
Oct 9	vs. Atlanta	S	6	1	7	0.5-5.5	0-0	0	0	0					
Oct 13	at San Diego	S	2	1	3	0.5-6	0-0	0	0	0					
Oct 24	vs. Houston*	S	2	3	5	0-0	0-0	0	0	0					
Oct 30	vs. San Diego*	S	0	2	2	0-0	0-0	0	0	0					
Nov 6	at Oakland	S	2	2	4	0-0	0-0	0	0	0					
Nov 13	at New Orleans*	P	0	0	0	0-0	0-0	0	0	0					
Nov 27	vs. Kansas City	P	4	0	4	1-3	0-0	0	0	0					
Dec 4	at Jacksonville*	P	4	0	4	0-0	0-0	0	0	1					
Dec 11	at Tennessee	P	2	0	2	1-10	0-0	0	0	0					
Dec 18	vs. New England	P	1	0	1	1-7	0-0	0	0	0					
Dec 25	at Kansas City	P	3	1	4	0-0	0-0	0	0	0					
Jan 1	vs. Oakland*	S	1	0	1	1-0	0-0	0	1	0					
Season Totals			16/8	33	15	48	8-43.5	0-0	0	1	2				

2017 DENVER (5-11)			TACKLES							
Date	Opponent	P/S	UT	A	TT	S-Yds.	I-Yds.	PD	FF	FR
Games 1-6										
Oct 30	at Kansas City	S	1	2	3	0-0	0-0	0	0	0
Nov 5	at Philadelphia	S	1	0	1	0-0	0-0	0	0	0
Nov 12	vs. New England	S	3	1	4	0-0	0-0	0	0	0
Nov 19	vs. Cincinnati	S	2	0	2	1-8	0-0	0	0	0
Nov 26	at Oakland	P	1	1	2	0-0	0-0	0	0	0
Dec 3	at Miami	S	0	1	1	0-0	0-0	0	0	0
Dec 10	vs. N.Y. Jets*	S	0	1	1	0-0	0-0	0	0	0
Dec 14	at Indianapolis*	S	2	0	2	0-0	0-0	0	0	0
PLACED ON INJURED RESERVE DEC. 19										
Season Totals		8/7	10	6	16	1-8	0-0	0	0	0



MARCUS RIOS

38

CORNERBACK

5-11 • 185 • 2ND YR. • UCLA

BORN: Oct. 25, 1994, in Merced, Calif.

HIGH SCHOOL: Cosumnes Oak High School, Elk Grove, Calif.

ACQUIRED: College Free Agent, 2017

NFL YEAR: 2nd • **YEAR WITH BRONCOS:** 2nd

NFL GAMES PLAYED/STARTED: 5/0



RIOS AT A GLANCE:

- A second-year cornerback who played five games as a rookie with Denver in 2017 in addition to spending time on the club's practice squad.
- Appeared in 49 games (14 starts) at UCLA, registering 84 tackles (58 solo), one sack (6 yds.), two interceptions (9 yds.), 13 passes defended and two forced fumbles.
- Entered the NFL as a college free agent with Denver on May 12, 2017.

CAREER TRANSACTIONS: Signed by Denver as a college free agent 5/12/17; Waived by Denver 9/2/17; Signed by Denver (practice squad) 9/3/17; Signed by Denver (active roster) 12/1/17.



2017: Rios, who entered the NFL as a college free agent with Denver on May 12, appeared in five games posting four solo tackles and one pass defended... Spent the first 12 weeks of the season on Denver's practice squad before being promoted to the active roster on Dec. 1... Made his NFL debut on defense and special teams at Mia. (12/3)... Posted one pass defended at Was. (12/24)... Tallied four solo stops vs. K.C. (12/31).

COLLEGE: Rios appeared in 49 games (14 starts) over the course of his five seasons at UCLA, registering 84 tackles (58 solo), one sack (6 yds.), two interceptions (9 yds.), 13 passes defended and two forced fumbles... Played 12 games (2 starts) as a redshirt senior, contributing 18 tackles (14 solo) and three passes defended... Started 11-of-13 games played in 2015, finishing with 49 tackles (30 solo) and seven passes defended... Earned honorable mention All-Pacific-12 Conference honors following his junior season.

PERSONAL: Rios attended Cosumnes Oaks High School in Elk Grove, Calif., where he was named a first-team All-Metro selection by the *Sacramento Bee* as a senior... Totaled 59 tackles, four interceptions and 16 passes defended while also contributing at running back and wide receiver in 2011... Marcus Rios was born on Oct. 25, 1994, in Merced, Calif.

RIOS' REGULAR SEASON RECORD

Year	Club	G	S	UT	A	TT	S-Yds.	I-Yds.	PD	FF	FR	TD-Int.	TD-FR	S	Pts.
2017	Denver	5	0	4	0	4	0-0	0-0	1	0	0	0	0	0	0
CAREER TOTALS		5	0	4	0	4	0-0	0-0	1	0	0	0	0	0	0

ADDITIONAL STATISTICS: Special-teams tackles — 2017 (1), TOTAL (1).

MARCUS RIOS' CAREER GAME-BY-GAME

(Victories asterisked)

2017 DENVER (5-11)		TACKLES									
Date	Opponent	P/S	UT	A	TT	S-Yds.	I-Yds.	PD	FF	FR	
Games 1-11		PRACTICE SQUAD									
Dec 3	at Miami	P	0	0	0	0-0	0-0	0	0	0	
Dec 10	vs. N.Y. Jets*	P	0	0	0	0-0	0-0	0	0	0	
Dec 14	at Indianapolis*	P	0	0	0	0-0	0-0	0	0	0	
Dec 24	at Washington	P	0	0	0	0-0	0-0	1	0	0	
Dec 31	vs. Kansas City	P	4	0	4	0-0	0-0	0	0	0	
Season Totals		5/0	4	0	4	0-0	0-0	1	0	0	

DID YOU KNOW?

The Broncos in 2015 were a combined 11-3 (.786) in games decided by seven points or less with their 11 such wins representing the most in NFL history in a single season (including playoffs).



BRADLEY ROBY

29

CORNERBACK



5-11 • 194 • 5TH YR. • OHIO STATE

BORN: May 1, 1992, in Fort Worth, Texas

HIGH SCHOOL: Peachtree Ridge High School, Suwanee, Ga.

ACQUIRED: Draft #1 (31st overall), 2014

NFL YEAR: 5th • **YEAR WITH BRONCOS:** 5th

NFL GAMES PLAYED/STARTED: 64/14 • **POSTSEASON GP/GS:** 4/0

ROBY AT A GLANCE:

- A fifth-year cornerback who played all 64 possible regular-season games (14 starts) and four postseason contests during his first four NFL seasons with the Broncos.
- Totaled 185 tackles (165 solo), six interceptions (121 yds.), three sacks (3 yds.), 48 passes defended, five forced fumbles, four fumble recoveries and three defensive scores (2 INT, 1 FR) during his career.
- Set a career high with 17 passes defended in 2017 in addition to finishing the season with 42 tackles (35 solo), one sack, one interception, one forced fumble and one fumble recovery.
- Tallied 39 tackles (34 solo), two interceptions returned for touchdowns (102 yds.), eight passes defended and one forced fumble with Denver in 2016.
- Recorded 40 tackles (34 solo), 10 passes defended, one interception, one forced fumble and one fumble recovery returned for a touchdown in 2015.
- Tied for the second-most passes defended (13) and tackles (64) among rookie cornerbacks in 2014.
- Started all 37 games played during his career at Ohio State University, totaling eight interceptions and 44 passes defended.
- Contributed five touchdowns during his collegiate career, including two interception returns, two blocked punt returns and one fumble return.
- Selected by the Broncos in the first round (31st overall) of the 2014 NFL Draft.

CAREER TRANSACTIONS: Signed by Denver as a draft choice 6/10/14.



2017: Roby started 4-of-16 games and finished the season with a career-best 17 passes defended in addition to posting 42 tackles (25 solo), one sack, one interception, one forced fumble and one fumble recovery... Recorded five tackles (3 solo), one interception and two passes defended vs. LAC (9/11)... Posted three solo tackles and two passes defended at LAC (10/22)... Forced and recovered a fumble in addition to recording four tackles (3 solo) and three passes defended at Mia. (12/3)... Sacked Jacoby Brissett at Ind. (12/14).

2016: Roby played all 16 games (4 starts), returning a pair of interceptions for touchdowns (102 yds.) and finishing with 39 tackles (34 solo), eight passes defended and one forced fumble... Intercepted Philip Rivers and returned it 49 yards for a touchdown vs. S.D. (10/30)... Matched his career high with nine tackles (8 solo) and added one sack at Oak. (11/6)... Intercepted Blake Bortles and returned it 51 yards for a touchdown at Jac. (12/4)... Became just the ninth Bronco with multiple interceptions returned for a touchdown in a single season.

2015: Roby notched 40 tackles (34 solo), one interception (19 yds.), 10 passes defended, one forced fumble and one fumble returned for a touchdown in 16 regular-season games... Totaled five solo tackles, three passes defended and one forced fumble in three postseason contests... Returned a fumble 21 yards for a touchdown with 0:27 remaining in the fourth quarter for the game-winning score at K.C. (9/17)... Intercepted Lions QB Matthew Stafford (19 yds.) at Det. (9/27)... Recorded five solo tackles, one pass defended and one forced fumble vs. Min. (10/4)... Totaled three solo tackles and forced a fumble that led to Denver's game-winning drive in Denver's AFC Divisional Playoff Game vs. Pit. (1/17)... Intercepted Patriots QB Tom Brady on a two-point conversion attempt with 0:13 seconds left in the game to seal Denver's victory in the AFC Championship Game vs. N.E. (1/24)... Posted two solo tackles and three passes defended in Denver's Super Bowl 50 victory vs. Car. (2/7).

2014: Selected in the first round (31st overall) of the 2014 NFL Draft, Roby played 16 regular-season games (2 starts) and totaled 64 tackles (62 solo), one sack (3 yds.), two interceptions, 13 passes defended, two forced fumbles and two fumble recoveries... Tied for the second-most passes defended (13) and tackles (64) among rookie cornerbacks in 2014... Made his Broncos debut in the season opener vs. Ind. (9/7) and finished with seven solo tackles, three passes defended and a fumble recovery... Recorded his first career sack (3 yds.) at NYJ (10/12)... Picked off quarterback Tom Brady at N.E. (11/2) for his first career interception... Tallied four solo tackles and one pass defended in his first career start vs. Mia. (11/23)... Totaled a career-high nine solo tackles and one forced fumble vs. Buf. (12/7)... Picked off quarterback Andrew Luck in the second quarter of

Denver's AFC Divisional Playoff Game vs. Ind. (1/11), joining safety Quinton Carter (2011) as the only rookies in team history with a postseason pick.

COLLEGE: Roby started all 37 games played during his career at Ohio State University, totaling eight interceptions (two returned for touchdowns) and 44 passes defended... Returned two blocked punts for touchdowns and one recovered fumble for a touchdown as a Buckeye... Named a first-team All-Big Ten Conference selection for his 2013 campaign in which he totaled 69 tackles (54 solo), three interceptions (120 yds.) and 16 passes defended... Opened all 12 games in 2012 for the undefeated Buckeyes and was named a second-team All-America selection in addition to a first-team all-conference pick... Led the nation and tied a school record with 19 passes defended while being tabbed as a Jim Thorpe Award semifinalist... Finished his 2012 season as the only player in the country to score touchdowns three different ways (INT, FR, BP)... Started all 13 games as a redshirt freshman in 2011 and earned the Buckeyes' First Year Defensive Player Award after tying for the team lead with three interceptions (57 yds.).

PERSONAL: Roby played cornerback, wide receiver and kick returner at Peachtree Ridge High School in Suwanee, Ga., where he was a four-time scholar athlete... Received All-Gwinnett County accolades following his senior year in 2009 after leading his team to the state quarterfinals... Majored in communications at Ohio State... The son of Betty and James, Bradley Roby was born on May 1, 1992, in Fort Worth, Texas.

ROBY'S REGULAR SEASON RECORD

Year	Club	G	S	UT	A	TT	S-Yds.	I-Yds.	PD	FF	FR	TD-Int.	TD-FR	S	Pts.
2014	Denver	16	2	62	2	64	1-3	2-0	13	2	2	0	0	0	0
2015	Denver	16	4	34	6	40	0-0	1-19	10	1	1	0	1	0	6
2016	Denver	16	4	34	5	39	1-0	2-103	8	1	0	2	0	0	12
2017	Denver	16	4	35	7	42	1-0	1-0	17	1	1	0	0	0	0
CAREER TOTALS		64	14	165	20	185	3-3	6-121	48	5	4	2	1	0	18

ROBY'S POSTSEASON RECORD

Year	Club	G	S	UT	A	TT	S-Yds.	I-Yds.	PD	FF	FR	TD-Int.	TD-FR	S	Pts.
2014	Denver	1	0	2	0	2	0-0	1-2	1	0	0	0	0	0	0
2015	Denver	3	0	5	0	5	0-0	0-0	3	1	0	0	0	0	0
CAREER TOTALS		4	0	7	0	7	0-0	1-2	4	1	0	0	0	0	0

ROBY'S SINGLE-GAME HIGHS

(Postseason in parentheses)

Tackles — 9, twice, last at Oakland, 11/6/16 (3 vs. Pittsburgh, 1/17/16). **Interceptions** — 1, six times, last vs. Los Angeles Chargers, 9/11/17 (1 vs. Indianapolis, 1/11/15). **Interception return yards** — 51t, twice, last at Jacksonville, 12/4/16 (2 vs. Indianapolis, 1/11/15). **Passes defended** — 3, twice, last at Miami, 12/3/17 (3 vs. Carolina, 2/7/16). **Sacks** — 1, three times, last at Indianapolis, 12/14/17 (none). **Sack yards** — 3 at N.Y. Jets, 10/12/14 (none). **Forced fumbles** — 1, 5 times, last at Miami, 12/3/17 (1 vs. Pittsburgh, 1/17/16). **Fumble recoveries** — 1, four times, last at Miami, 12/3/17 (none). **Fumble return yards** — 21t at Kansas City, 9/17/15 (none).

BRADLEY ROBY'S CAREER GAME-BY-GAME

(Victories asterisked)

2014 DENVER (12-4)		TACKLES													
Date	Opponent	P/S	UT	A	TT	S-Yds.	I-Yds.	PD	FF	FR					
Sep 7	vs. Indianapolis*	P	7	0	7	0-0	0-0	3	0	1					
Sep 14	vs. Kansas City*	P	6	0	6	0-0	0-0	0	0	0					
Sep 21	at Seattle	P	5	0	5	0-0	0-0	0	0	0					
Oct 5	vs. Arizona*	P	2	0	2	0-0	0-0	1	0	0					
Oct 12	at N.Y. Jets*	P	3	0	3	1-3	0-0	2	0	0					
Oct 19	vs. San Francisco*	P	6	1	7	0-0	0-0	0	0	0					
Oct 23	vs. San Diego*	P	4	0	4	0-0	0-0	0	0	0					
Nov 2	at New England	P	2	0	2	0-0	1-0	2	1	0					
Nov 9	at Oakland*	P	4	0	4	0-0	1-0	2	0	0					
Nov 16	at St. Louis	P	1	0	1	0-0	0-0	0	0	0					
Nov 23	vs. Miami*	S	4	0	4	0-0	0-0	1	0	0					
Nov 30	at Kansas City*	S	1	0	1	0-0	0-0	0	0	1					
Dec 7	vs. Buffalo*	P	9	0	9	0-0	0-0	0	1	0					
Dec 14	at San Diego*	P	4	0	4	0-0	0-0	0	0	0					
Dec 22	at Cincinnati	P	1	1	2	0-0	0-0	0	0	0					
Dec 28	vs. Oakland*	P	3	0	3	0-0	0-0	2	0	0					
Regular Season Totals			16/2	62	2	64	1-3	2-0	13	2	2				
Jan 11	vs. Indianapolis†	P	2	0	2	0-0	1-2	1	0	0					
Postseason Totals			1/0	2	0	2	0-0	1-2	1	0	0				

†AFC Divisional Playoff Game

2015 DENVER (12-4)			TACKLES								
Date	Opponent	P/S	UT	A	TT	S-Yds.	I-Yds.	PD	FF	FR	
Sept 13	vs. Baltimore*	P	0	1	1	0-0	0-0	1	0	0	
Sept 17	at Kansas City*	P	0	0	0	0-0	0-0	0	0	1	
Sept 27	at Detroit*	P	2	0	2	0-0	1-19	1	0	0	
Oct 4	vs. Minnesota*	P	5	0	5	0-0	0-0	1	1	0	
Oct 11	at Oakland*	P	2	1	3	0-0	0-0	0	0	0	
Oct 18	at Cleveland*	P	2	0	2	0-0	0-0	0	0	0	
Nov 1	vs. Green Bay*	S	0	1	1	0-0	0-0	0	0	0	
Nov 8	at Indianapolis	P	2	2	4	0-0	0-0	1	0	0	
Nov 15	vs. Kansas City	S	4	0	4	0-0	0-0	0	0	0	
Nov 22	at Chicago*	P	1	1	2	0-0	0-0	2	0	0	
Nov 29	vs. New England*	P	2	0	2	0-0	0-0	0	0	0	
Dec 6	at San Diego*	S	1	0	1	0-0	0-0	0	0	0	
Dec 13	vs. Oakland	S	2	0	2	0-0	0-0	1	0	0	
Dec 20	at Pittsburgh	P	5	0	5	0-0	0-0	0	0	0	
Dec 28	vs. Cincinnati*	P	4	0	4	0-0	0-0	1	0	0	
Jan 3	vs. San Diego*	P	2	0	2	0-0	0-0	2	0	0	
Season Totals			16/4	34	6	40	0-0	1-19	10	1	1
Jan 17	vs. Pittsburgh*†	P	3	0	3	0-0	0-0	0	1	0	
Jan 24	vs. New England*#	P	0	0	0	0-0	0-0	0	0	0	
Feb 7	vs. Carolina*\$	P	2	0	2	0-0	0-0	3	0	0	
Postseason Totals			3/0	5	0	5	0-0	0-0	3	1	0
†AFC Divisional Playoff Game; #AFC Championship Game; \$Super Bowl 50											

2016 DENVER (9-7)			TACKLES								
Date	Opponent	P/S	UT	A	TT	S-Yds.	I-Yds.	PD	FF	FR	
Sep 8	vs. Carolina*	P	5	0	5	0-0	0-0	0	0	0	
Sep 18	vs. Indianapolis*	P	0	0	0	0-0	0-0	0	0	0	
Sep 25	at Cincinnati*	P	2	0	2	0-0	0-0	0	0	0	
Oct 2	at Tampa Bay*	P	2	0	2	0-0	0-0	0	0	0	
Oct 9	vs. Atlanta	P	2	0	2	0-0	0-0	0	0	0	
Oct 13	at San Diego	P	1	0	1	0-0	0-0	2	0	0	
Oct 24	vs. Houston*	P	1	0	1	0-0	0-0	0	0	0	
Oct 30	vs. San Diego*	S	4	3	7	0-0	1-51	2	0	0	
Nov 6	at Oakland	S	8	1	9	1-0	0-0	0	0	0	
Nov 13	at New Orleans*	S	2	0	2	0-0	0-0	2	1	0	
Nov 27	vs. Kansas City	P	1	1	2	0-0	0-0	0	0	0	
Dec 4	at Jacksonville*	P	3	0	3	0-0	1-51	2	0	0	
Dec 11	at Tennessee	P	0	0	0	0-0	0-0	0	0	0	
Dec 18	vs. New England	S	0	0	0	0-0	0-0	0	0	0	
Dec 25	at Kansas City	P	0	0	0	0-0	0-0	0	0	0	
Jan 1	vs. Oakland*	P	3	0	3	0-0	0-0	0	0	0	
Season Totals			16/4	34	5	39	1-0	2-102	8	1	0

2017 DENVER (5-11)			TACKLES								
Date	Opponent	P/S	UT	A	TT	S-Yds.	I-Yds.	PD	FF	FR	
Sep 11	vs. L.A. Chargers*	P	3	2	5	0-0	1-0	2	0	0	
Sep 17	vs. Dallas*	S	2	0	2	0-0	0-0	1	0	0	
Sep 24	at Buffalo	P	3	1	4	0-0	0-0	1	0	0	
Oct 1	vs. Oakland*	P	2	0	2	0-0	0-0	1	0	0	
Oct 15	vs. N.Y. Giants	P	2	0	2	0-0	0-0	1	0	0	
Oct 22	at L.A. Chargers	P	3	0	3	0-0	0-0	2	0	0	
Oct 30	at Kansas City	P	2	0	2	0-0	0-0	0	0	0	
Nov 5	at Philadelphia	P	5	0	5	0-0	0-0	1	0	0	
Nov 12	vs. New England	P	2	0	2	0-0	0-0	1	0	0	
Nov 19	vs. Cincinnati	S	0	1	1	0-0	0-0	1	0	0	
Nov 26	at Oakland	S	3	0	3	0-0	0-0	1	0	0	
Dec 3	at Miami	S	3	1	4	0-0	0-0	3	1	1	
Dec 10	vs. N.Y. Jets*	P	1	0	1	0-0	0-0	1	0	0	
Dec 14	at Indianapolis*	P	1	0	1	1-0	0-0	0	0	0	
Dec 24	at Washington	P	2	1	3	0-0	0-0	1	0	0	
Dec 31	vs. Kansas City	P	1	1	2	0-0	0-0	0	0	0	
Season Totals			16/4	35	7	42	1-0	1-0	17	1	1

Did You Know?

Wide receiver Rod Smith totaled at least 70 receptions for nine consecutive seasons with the Broncos from 1997-2005, a streak that tied for the second longest in NFL history.



MARCUS RUSH

49

OUTSIDE LINEBACKER

6-2 • 251 • 3RD Yr. • MICHIGAN STATE

BORN: June 19, 1991, in Cincinnati

HIGH SCHOOL: Archbishop Moeller High School, Cincinnati

ACQUIRED: Practice Squad Signee, 2017

NFL YEAR: 3rd • YEAR WITH BRONCOS: 2nd

NFL GAMES PLAYED/STARTED: 2/0



RUSH AT A GLANCE:

- A third-year outside linebacker who played two games with Jacksonville in 2016 in addition to spending time on practice squads with San Francisco (2015-16), Kansas City (2017) and Denver (2017).
- Started a school-record 53 games during his four seasons at Michigan State University, earning honorable-mention All-Big Ten Conference honors as a junior and senior.
- Joined the Broncos as a practice squad signee on Dec. 20, 2017.
- Entered the NFL as a college free agent with San Francisco on May 5, 2015.

CAREER TRANSACTIONS: Signed by San Francisco as a college free agent 5/5/15; Waived by San Francisco 9/5/15; Signed by San Francisco (practice squad) 9/6/15; Waived by San Francisco 9/3/16; Signed by San Francisco (practice squad) 9/4/16; Signed by Jacksonville (active roster) 12/20/16; Waived by Jacksonville 5/9/17; Signed by Kansas City 5/30/17; Waived by Kansas City 9/2/17; Signed by Kansas City (practice squad) 9/3/17; Waived by Kansas City 9/7/17; Signed by Kansas City (practice squad) 9/9/17; Waived by Kansas City 10/10/17; Signed by Denver (practice squad) 12/20/17.



2017: Rush spent the season competing on practice squads with Denver and Kansas City.

2016: Rush appeared in two games with Jacksonville after he was signed to the club's active roster on Dec. 20... Spent the first 15 weeks of the season on San Francisco's practice squad.

2015: Rush, who entered the NFL as a college free agent with San Francisco on May 5, spent his entire rookie season on the club's practice squad.

COLLEGE: Rush started a school-record 53 games during his four seasons at Michigan State University, recording 163 tackles, 18.5 sacks (163 yds.), 16 passes defended, five forced fumbles and two blocked kicks... Earned honorable-mention All-Big Ten Conference honors as a junior and senior... Opened all 13 games at defensive end as a senior, posting 37 tackles and 7.5 sacks (60 yds.)... Appeared in 14 games (13 starts) at defensive end, registering 30 tackles and five sacks (27 yds.).

PERSONAL: Rush attended Archbishop Moeller High School in Cincinnati, where he was selected Great Catholic League South Co-Athlete of the Year after leading the conference in sacks (11-73 yds.) as a senior... Earned second-team All-GCL South honors as a junior after finishing with 75 tackles, nine sacks and two fumble recoveries in 2008... Marcus Rush was born on June 19, 1991, in Cincinnati.

RUSH'S REGULAR SEASON RECORD

Year	Club	G	S	UT	A	TT	S-Yds.	I-Yds.	PD	FF	FR	TD-Int.	TD-FR	S	Pts.
2015	San Francisco						PRACTICE SQUAD								
2016	Kansas City	2	0	0	0	0	0-0	0-0	0	0	0	0	0	0	0
2017	K.C./Den.						PRACTICE SQUAD								
CAREER TOTALS		2	0	0	0	0	0-0	0-0	0	0	0	0	0	0	0

MARCUS RUSH'S CAREER GAME-BY-GAME

(Victories asterisked)

2016 JACKSONVILLE (3-13)		TACKLES								
Date	Opponent	P/S	UT	A	TT	S-Yds.	I-Yds.	PD	FF	FR
Games 1-15										
PRACTICE SQUAD (SAN FRANCISCO)										
SIGNED BY JACKSONVILLE (ACTIVE ROSTER) ON DEC. 20										
Dec 24	vs. Tennessee*	P	0	0	0	0-0	0-0	0	0	0
Jan 1	at Indianapolis	P	0	0	0	0-0	0-0	0	0	0
Season Totals		2/0	0	0	0	0-0	0-0	0	0	0



EMMANUEL SANDERS

10

WIDE RECEIVER

5-11 • 180 • 9TH YR. • SOUTHERN METHODIST

BORN: March 17, 1987, in Bellville, Texas

HIGH SCHOOL: Bellville (Texas) High School

ACQUIRED: Unrestricted Free Agent (Pittsburgh), 2014

NFL YEAR: 9th • YEAR WITH BRONCOS: 5th

NFL GAMES PLAYED/STARTED: 115/76 • POSTSEASON GP/GS: 8/4



SANDERS AT A GLANCE:

- A ninth-year wide receiver who saw action in 115 regular-season games (76 starts) and eight postseason contests (4 starts) during his first eight NFL seasons with Pittsburgh (2010-13) and Denver (2014-17), totaling 464 receptions for 6,156 yards (13.3 avg.) with 33 touchdowns during that span.
- Caught 47 passes for 555 yards (11.8 avg.) with two touchdowns in 12 games played (11 starts) in 2017.
- Recorded three consecutive 1,000-yard seasons during his first three years with Denver (2014-16), registering 14 100-yard receiving games, 20 touchdowns and 34 catches of 25-plus yards during that span.
- Teamed with Demaryius Thomas to become just the seventh pair of teammates with three consecutive 1,000-yards receiving seasons (2014-16).
- Earned his second career Pro Bowl nod in 2016 after totaling 79 catches for 1,032 yards with five touchdowns.
- Finished second on the Broncos with 76 receptions for 1,135 yards (14.9 avg.) and six touchdowns in the 2015 regular season in addition to ranking second among all NFL players with 230 yards on 16 catches in the postseason.
- Earned his first career Pro Bowl selection following his initial season with the Broncos in 2014 after ranking fifth in the NFL in receptions (101) and receiving yards (1,404)—figures that ranked fifth and fourth, respectively, in league history among players with a new team.
- Combined with Thomas (111-1,619) to record the most receiving yards (3,023) and tie for the most receptions (212) by an offensive tandem in the NFL in 2014—marking the second time a pair of Broncos teammates posted 100-plus receptions in the same season.
- Owns 1,083 career kickoff return yards on 45 attempts (24.1 avg.) and is one of just four NFL players since he entered the league in 2010 to post at least 3,000 yards receiving and 1,000 yards on kickoff returns.
- Named AFC Special Teams Player of the Week during his rookie season in 2010 after posting two kickoff returns of 35-plus yards, including a 37-yarder that set up the Steelers' game-winning field goal at Miami (10/24/10).
- Finished his collegiate career at Southern Methodist University as the school's all-time leader in career receptions (235), receiving yards (3,791), receiving touchdowns (34) and 100-yard receiving games (16).
- Joined the Broncos as an unrestricted free agent (Pittsburgh) on March 16, 2014.
- Selected by Pittsburgh in the third round (82nd overall) of the 2010 NFL Draft.

CAREER TRANSACTIONS: Signed by Pittsburgh as a draft choice 6/14/10; Signed by Denver as an unrestricted free agent 3/16/14.



2017: Sanders caught 47 passes for 555 yards (11.8 avg.) with two touchdowns in 12 games (11 starts)... Battled an ankle injury all season and missed four contests... Tallied six receptions for 62 yards (10.1 avg.) with two touchdowns vs. Dal. (9/17) to represent his sixth career multi-touchdown game... Caught five passes for 76 yards (15.2 avg.) before leaving the game with an ankle injury vs. NYG (10/15)... Recorded his 15th career 100-yard receiving game (6-137) vs. N.E. (11/12)... Caught seven passes for 68 yards (9.7 avg.) at Ind. (12/14).

2016: Sanders became one of eight active NFL players with three consecutive 1,000-yard seasons, totaling 79 catches for 1,032 yards (13.1 avg.) with five touchdowns... Selected to his second career Pro Bowl... Recorded his 12th career 100-yard game, finishing with nine catches for 117 yards (13.0 avg.) with two

touchdowns at Cin. (9/25)... Recorded the second-highest receiving total of his career (7-162, 1 TD) as well as his 13th overall 100-yard game vs. K.C. (11/27)... Caught three passes for 48 yards (16.0 avg.) vs. N.E. (12/18), surpassing 1,000 receiving yards for the third consecutive year.

2015: Sanders recorded his second consecutive 1,000-yard season, finishing with 76 receptions for 1,135 yards (14.9 avg.) with six touchdowns in addition to returning 17 punts for 103 yards (6.1 avg.)... Posted 16 catches for 230 yards (14.4 avg.) in Denver's three postseason contests... Recorded his first 100-yard game (9-111) of the season at Oak. (10/11)... Scored on a career-long 75-yard reception and finished with four catches for 109 yards (27.3) at Cle. (10/18)... Caught six passes for 90 yards (15.0 avg.) with a 64-yard touchdown reception at Ind. (11/8), making him the ninth Bronco with multiple 60-plus yard scores in a season... Set a career-high with 181 receiving yards (10-181) at Pit. (12/20), with his 205 yards from scrimmage (181 rec., 24 rush) representing the 25th time in team history a Broncos player topped 200 yards of offense... Caught five passes for 85 yards (17.0 avg.) in Denver's AFC Divisional Playoff Game vs. Pit. (1/17)... Posted five catches for a team-high 62 yards (12.4 avg.) in Denver's AFC Championship Game vs. N.E. (1/24)... Posted a game-high six catches for 83 yards (13.8 avg.) in Denver's Super Bowl 50 victory vs. Car. (2/7).

2014: Sanders started all 16 games and earned his first career Pro Bowl selection after setting career-highs in receptions (101), receiving yards (1,404) and touchdowns (9)... Recorded 16 catches of 25-plus yards, the second-best mark in the NFL in 2014... Ranked fourth and fifth, respectively, in NFL history for receiving yardage and reception totals for players in their first year with a new team... Combined with Demaryius Thomas (111) to become just the second 100-catch duo in franchise history (Rod Smith/Ed McCaffrey, 2000)... Registered seven 100-yard receiving games... Notched his first career 100-yard game vs. K.C. (9/14)... Had 11 receptions for 149 yards at Sea. (9/21) with eight of those receptions converting for first downs... Hauled in his first touchdown as a Bronco vs. S.F. (10/19)... Totaled nine receptions for 120 yards (13.3 avg.) and a career-high three touchdowns, which tied a team record, vs. S.D. (10/23)... Posted his fifth 100-yard receiving game of the season (10 rec. for a career-high 151 yds.) at N.E. (11/2) to become just the third Bronco (WR Rod Smith, 2000; WR Brandon Lloyd, 2010) to record at least five 100-yard receiving games through the team's first eight contests... Recorded his second career multi-touchdown game (5-67, 2 TDs) and his second such performance in three games at Oak. (11/9)... Notched his sixth 100-yard receiving game (5-102) before leaving the game with a concussion sustained in the third quarter at Stl. (11/16)... Made his first career postseason start in the AFC Divisional Playoff Game vs. Ind. (1/11) and finished with seven catches for 46 yards (6.6 avg.).

2013: Sanders played all 16 games for the second consecutive season and started 10 contests while finishing with 67 receptions, 740 receiving yards and six touchdowns... Totaled four catches of 40-plus yards, including a career-long 55-yard touchdown reception at NYJ (10/13)... Returned 10 kickoffs for 268 yards (26.8 avg.)... Made seven catches in the Steelers' regular-season opener vs. Ten. (9/8) to surpass 100 career receptions... Ran for a two-point conversion at Oak. (10/27)... Caught a touchdown in three consecutive contests (Games 11-13).

2012: Sanders appeared in all 16 regular-season games for the Steelers and registered 44 receptions for 626 yards (14.2 avg.) with one touchdown... Converted first downs on 15-of-18 third-down catches... Added nine punt returns for 93 yards (10.3 avg.) on special teams.

2011: Sanders saw action in 11 regular-season games and totaled 22 catches for 288 yards (13.1 avg.) with two touchdowns... Missed five games with knee and foot injuries... Led the Steelers with six receptions for 81 yards (13.5 avg.) in Pittsburgh's AFC Wild Card Game at Den. (1/8).

2010: Selected by Pittsburgh in the third round (82nd overall) of the 2010 NFL Draft, Sanders played in 13 regular-season games (1 start) for the Steelers and finished his rookie season with 28 receptions for 376 yards (13.4 avg.) with two touchdowns... Served as the club's primary kickoff returner and totaled 628 yards on 25 returns (25.1 avg.)... Appeared in all three postseason contests for the Steelers and contributed seven catches for 91 yards (13.0 avg.)... Caught his first career touchdown pass vs. N.E. (11/14)... Started his first career game in Pittsburgh's regular-season finale at Cle. (1/2)... Contributed two catches for 17 yards (8.5 avg.) in Super Bowl XLV vs. G.B. (2/6) before leaving the game with a foot injury.

COLLEGE: Sanders finished his collegiate career as Southern Methodist University's all-time career leader in receptions (235), receiving yards (3,791), receiving touchdowns (34) and 100-yard receiving games (16) as he topped the 600-yard mark in all four seasons on campus... Named first-team All-Conference USA following his senior year when he set single-season school records with 98 catches for 1,339 yards (13.7 avg.) to go along with seven touchdowns.

PERSONAL: Sanders was an all-district running back, wide receiver and safety at Bellville (Texas) High School, where he was named Team MVP and Tri-County Offensive Player of the Year following his senior campaign... Emmanuel Sanders was born on March 17, 1987.

SANDERS' REGULAR SEASON RECORD

Year	Club	G	S	RECEIVING				KICKOFF RETURNS				PUNT RETURNS			
				No.	Yds.	Avg.	LG	TD	No.	Yds.	Avg.	LG	TD	No.	FC
2010	Pittsburgh	13	1	28	376	13.4	35	2	25	628	25.1	48	0	4	1
2011	Pittsburgh	11	0	22	288	13.1	32	2	5	93	18.6	25	0	3	0
2012	Pittsburgh	16	7	44	626	14.2	37	1	1	27	27.0	27	0	9	9
2013	Pittsburgh	16	10	67	740	11.0	55	6	10	268	26.8	46	0	0	0
2014	Denver	16	16	101	1,404	13.9	48	9	3	54	18.0	22	0	1	1
2015	Denver	15	15	76	1,135	14.9	75	6	1	13	13.0	13	0	17	20
2016	Denver	16	16	79	1,032	13.1	64	5	0	0	—	—	0	0	0
2017	Denver	12	11	47	555	11.8	38	2	0	0	—	—	0	2	0
CAREER TOTALS		115	76	464	6,156	13.3	75	33	45	1,083	24.1	48	0	36	31
BRONCOS TOTALS		59	58	303	4,126	13.7	75	22	4	67	16.8	35	0	20	21

ADDITIONAL STATISTICS: Special-teams tackles — 2010 (12), 2011 (2), TOTAL (14). Miscellaneous Tackles — 2014 (1), 2015 (2), 2016 (1), 2017 (2), TOTAL (6). Special-teams fumbles — 2010 (1 FF), 2011 (1 FR), TOTAL (1 FF, 1 FR). Rushing — 2012 (1 for 4 yds.), 2013 (1 for 25 yds.), 2014 (8 for 44 yds.), 2015 (3 for 29 yds.), TOTAL (13 for 102 yds., 7.8 avg., 25 LG). Completed a 15-yard pass vs. Seattle (9/18/11). Sacked for a loss of seven yards on a pass attempt vs. Washington (10/28/12). Ran for a two-point conversion at Oakland (10/27/13).

SANDERS' POSTSEASON RECORD

Year	Club	G	S	RECEIVING					TD	KICKOFF RETURNS					TD	PUNT RETURNS					TD
				No.	Yds.	Avg.	LG			No.	Yds.	Avg.	LG			No.	FC	Yds.	Avg.	LG	
2010	Pittsburgh	3	0	7	91	13.0	12	0	0	0	0.0	—	0	0	0	0.0	—	0	0		
2011	Pittsburgh	1	0	6	81	13.5	18	0	0	0	0.0	—	0	0	0	0.0	—	0	0		
2014	Denver	1	1	7	46	6.6	17	0	0	0	0.0	—	0	0	0	0.0	—	0	0		
2015	Denver	3	3	16	230	14.4	34	0	0	0	0.0	—	0	0	0	0.0	—	0	0		
CAREER TOTALS		8	4	36	448	12.4	34	0	0	0	0.0	—	0	0	0	0.0	—	0	0		
BRONCOS TOTALS		4	4	23	276	12.0	34	0	0	0	0.0	—	0	0	0	0.0	—	0	0		

ADDITIONAL STATISTICS: Special-teams tackles — 2010 (5), TOTAL (5). Miscellaneous Tackles—2015 (1), TOTAL (1). Miscellaneous FR—2016 (1), TOTAL (1).

SANDERS' SINGLE-GAME HIGHS

(Postseason in parentheses)

Receptions — 11, twice, last at Tennessee, 12/11/16 (7 vs. Indianapolis, 1/11/15). **Receiving yards** — 181 at Pittsburgh, 12/20/15 (85 vs. Pittsburgh, 1/17/16). **Longest reception** — 75t at Cleveland, 10/18/15 (34 vs. Pittsburgh, 1/17/16). **Receiving touchdowns** — 3 vs. San Diego, 10/23/14 (none). **Kick returns** — 6 vs. New England, 11/14/10 (none). **Kick return yards** — 156 vs. New England, 11/14/10 (none). **Longest kick return** — 48 at Miami, 10/24/10 (none). **Punt returns** — 3, four times, last vs. Baltimore, 9/13/15 (none). **Punt return yards** — 76 at N.Y. Giants, 11/4/12 (none). **Longest punt return** — 63 at N.Y. Giants, 11/4/12 (none).

SANDERS' 100-YARD RECEIVING GAMES (15)

*denotes win (Sanders' teams are 8-7 when he records 100 or more yards receiving in a game.)

Date	Opponent	No.	Yds.	Avg.	LG	TD
9/14/14	vs. Kansas City*	8	108	13.5	48	0
9/21/14	at Seattle	11	149	13.5	42	0
10/5/14	vs. Arizona*	7	101	14.4	30	0
10/23/14	vs. San Diego*	9	120	13.3	38	3
11/2/14	at New England	10	151	15.1	28	0
11/16/14	at St. Louis	5	102	20.4	42t	1
11/23/14	vs. Miami*	9	125	13.9	35	0
10/11/15	at Oakland*	9	111	12.3	45	0
10/18/15	at Cleveland*	4	109	27.3	75t	1
11/29/15	vs. New England*	6	113	18.8	39	0
12/20/15	at Pittsburgh	10	181	18.1	61t	1
9/25/16	at Cincinnati*	9	117	13.0	41t	2
11/27/16	vs. Kansas City	7	162	23.1	64	1
12/11/16	at Tennessee	11	100	9.8	17	1
11/12/17	vs. New England	6	137	22.8	38	0

EMMANUEL SANDERS' CAREER GAME-BY-GAME

(Victories asterisked)

2010 PITTSBURGH (12-4)			RECEIVING					KICK RETURNS					PUNT RETURNS						
Date	Opponent	P/S	No.	Yds.	Avg.	LG	TD	No.	Yds.	Avg.	LG	TD	No.	FC	Yds.	Avg.	LG	TD	
Sep 12	vs. Atlanta*	P	0			0.0	—	0	1	23	23.0	23	0	0	0	0	0.0	—	0
Games 2-4																			
Oct 17	vs. Cleveland*	P	2	37	18.5	22	0	2	38	19.0	21	0	0	0	0	0.0	—	0	
Oct 24	at Miami*	P	1	18	18.0	18	0	5	144	28.8	48	0	0	0	0	0.0	—	0	
Oct 31	at New Orleans	P	1	21	21.0	21	0	3	98	32.7	41	0	1	0	38	38.0	38	0	
Nov 8	at Cincinnati*	P	0	0	0.0	—	0	4	88	22.0	30	0	1	0	0	0.0	—	0	
Nov 14	vs. New England	P	5	41	8.2	11	1	6	156	26.0	34	0	2	0	22	11.0	12	0	
Nov 21	vs. Oakland*	P	2	35	17.5	22†	1	0	0	0.0	—	0	0	0	0	0.0	—	0	
Nov 28	at Buffalo*	P	2	27	13.5	16	0	4	81	20.3	25	0	0	0	0	0.0	—	0	
Dec 5	at Baltimore*	P	3	49	16.3	28	0	0	0	0.0	—	0	0	0	0	0.0	—	0	
Dec 12	vs. Cincinnati*	P	0	0	0.0	—	0	0	0	0.0	—	0	0	0	0	0.0	—	0	
Dec 19	vs. N.Y. Jets	P	7	78	11.1	29	0	0	0	0.0	—	0	0	0	0	0.0	—	0	
Dec 23	vs. Carolina*	P	4	54	13.5	35	0	0	0	0.0	—	0	0	0	0	0.0	—	0	
Jan 2	at Cleveland*	S	1	16	16.0	16	0	0	0	0.0	—	0	0	0	0	0.0	—	0	
Regular Season Totals			13/1	28	376	13.4	35	2	25	628	25.1	48	0	4	1	60	15.0	38	0
Jan 15	vs. Baltimore*†	P	4	54	13.5	17	0	0	0	0.0	—	0	0	0	0	0	0.0	—	0
Jan 23	vs. N.Y. Jets*‡	P	1	20	20.0	20	0	0	0	0.0	—	0	0	0	0	0	0.0	—	0
Feb 6	vs. Green Bay\$	P	2	17	8.5	13	0	0	0	0.0	—	0	0	0	0	0	0.0	—	0
Postseason Totals			3/0	7	91	13.0	12	0	0	0	0.0	—	0	0	0	0	0.0	—	0

†AFC Divisional Playoff Game; ‡AFC Championship Game; §Super Bowl XLV

2011 PITTSBURGH (12-4)			RECEIVING					KICK RETURNS					PUNT RETURNS						
Date	Opponent	P/S	No.	Yds.	Avg.	LG	TD	No.	Yds.	Avg.	LG	TD	No.	FC	Yds.	Avg.	LG	TD	
Sep 11	at Baltimore	P	2	20	10.0	11	1	0	0	0.0	—	0	0	0	0	0.0	—	0	
Sep 18	vs. Seattle*	P	2	44	22.0	30	0	0	0	0.0	—	0	2	0	8	4.0	8	0	
Sep 25	at Indianapolis*	P	2	21	10.5	18	0	0	0	0.0	—	0	0	0	0	0.0	—	0	
Oct 2	at Houston	P	1	10	10.0	10	0	0	0	0.0	—	0	1	0	10	10.0	10	0	
Oct 9	vs. Tennessee*	P	0	0	0.0	—	0	0	0	0.0	—	0	0	0	0	0.0	—	0	
Oct 16	vs. Jacksonville*	P	1	32	32.0	32	0	0	0	0.0	—	0	0	0	0	0.0	—	0	
Oct 23	at Arizona*	P	5	46	9.2	20	1	0	0	0.0	—	0	0	0	0	0.0	—	0	
Oct 30	vs. New England	P	5	70	14.0	26	0	0	0	0.0	—	0	0	0	0	0.0	—	0	
Nov 6	vs. Baltimore						INACTIVE												
Nov 13	at Cincinnati*						INACTIVE												
Nov 27	at Kansas City*	P	2	25	12.5	13	0	4	77	19.3	25	0	0	0	0	0.0	—	0	
Dec 4	vs. Cincinnati*	P	1	6	6.0	6	0	1	16	16.0	16	0	0	0	0	0.0	—	0	
Games 13-15							INACTIVE												
Jan 1	at Cleveland*	P	1	14	14.0	14	0	0	0	0.0	—	0	0	0	0	0.0	—	0	
Regular Season Totals			11/0	22	288	13.1	32	2	5	93	18.6	25	0	3	0	22	7.3	10	0
Jan 8	at Denver ^S	P	6	81	13.5	18	0	0	0	0.0	—	0	0	0	0	0.0	—	0	
Postseason Totals			1/0	6	81	13.5	18	0	0	0	0.0	—	0	0	0	0	0.0	—	0
AFC Wild Card Game																			

2012 PITTSBURGH (8-8)			RECEIVING					KICK RETURNS					PUNT RETURNS						
Date	Opponent	P/S	No.	Yds.	Avg.	LG	TD	No.	Yds.	Avg.	LG	TD	No.	FC	Yds.	Avg.	LG	TD	
Sep 9	at Denver	P	4	55	13.8	17	0	1	27	27.0	27	0	0	0	0	0.0	—	0	
Sep 16	vs. N.Y. Jets*	P	3	33	11.0	19	0	0	0	0.0	—	0	0	0	0	0.0	—	0	
Sep 23	at Oakland	P	3	33	11.0	21	0	0	0	0.0	—	0	0	0	0	0.0	—	0	
Oct 7	vs. Philadelphia*	P	3	22	7.3	12	0	0	0	0.0	—	0	0	0	0	0.0	—	0	
Oct 11	at Tennessee	P	4	43	10.8	22	0	0	0	0.0	—	0	0	0	0	0.0	—	0	
Oct 21	at Cincinnati*	S	2	40	20.0	31	0	0	0	0.0	—	0	0	0	0	0.0	—	0	
Oct 28	vs. Washington*	S	3	56	18.7	27	0	0	0	0.0	—	0	0	0	0	0.0	—	0	
Nov 4	at N.Y. Giants*	P	2	20	10.0	16	1	0	0	0.0	—	0	3	0	76	25.3	63	0	
Nov 12	vs. Kansas City*	S	2	30	15.0	31	0	0	0	0.0	—	0	0	0	0	0.0	—	0	
Nov 18	vs. Baltimore	S	3	82	27.3	37	0	0	0	0.0	—	0	3	3	12	4.0	7	0	
Nov 25	at Cleveland	S	5	75	15.0	27	0	0	0	0.0	—	0	3	6	5	1.7	8	0	
Dec 2	at Baltimore*	S	5	60	12.0	21	0	0	0	0.0	—	0	0	0	0	0.0	—	0	
Dec 9	vs. San Diego	S	2	36	18.0	31	0	0	0	0.0	—	0	0	0	0	0.0	—	0	
Dec 16	at Dallas	P	0	0	0.0	—	0	0	0	0.0	—	0	0	0	0	0.0	—	0	
Dec 23	vs. Cincinnati	P	1	13	13.0	13	0	0	0	0.0	—	0	0	0	0	0.0	—	0	
Dec 30	vs. Cleveland*	P	2	28	14.0	16	0	0	0	0.0	—	0	0	0	0	0.0	—	0	
Regular Season Totals			16/7	44	626	14.2	37	1	1	27	27.0	27	0	9	9	93	10.3	63	0

2013 PITTSBURGH (8-8)			RECEIVING					KICK RETURNS					PUNT RETURNS						
Date	Opponent	P/S	No.	Yds.	Avg.	LG	TD	No.	Yds.	Avg.	LG	TD	No.	FC	Yds.	Avg.	LG	TD	
Sep 8	vs. Tennessee	S	7	57	8.1	20	0	0	0	0.0	—	0	0	0	0	0.0	—	0	
Sep 16	at Cincinnati	S	5	78	15.6	43	0	0	0	0.0	—	0	0	0	0	0.0	—	0	
Sep 22	vs. Chicago	S	4	39	9.8	22	0	0	0	0.0	—	0	0	0	0	0.0	—	0	
Sep 29	at Minnesota	P	4	57	14.3	36	0	0	0	0.0	—	0	0	0	0	0.0	—	0	
Oct 13	at N.Y. Jets*	P	3	70	23.3	55†	1	0	0	0.0	—	0	0	0	0	0.0	—	0	
Oct 20	vs. Baltimore*	P	1	7	7.0	7	0	1	44	44.0	44	0	0	0	0	0.0	—	0	
Oct 27	at Oakland	S	7	88	12.6	33	1	0	0	0.0	—	0	0	0	0	0.0	—	0	
Nov 3	at New England	S	6	98	16.3	42	0	1	19	19.0	19	0	0	0	0	0.0	—	0	
Nov 10	vs. Buffalo*	P	4	13	3.3	9	0	0	0	0.0	—	0	0	0	0	0.0	—	0	
Nov 17	vs. Detroit*	S	1	2	2.0	2	0	0	0	0.0	—	0	0	0	0	0.0	—	0	
Nov 24	at Cleveland*	S	6	52	8.7	14	1	0	0	0.0	—	0	0	0	0	0.0	—	0	
Nov 28	at Baltimore	P	6	43	7.2	15	1	2	48	24.0	26	0	0	0	0	0.0	—	0	
Dec 8	vs. Miami	S	4	65	16.3	21	1	5	103	20.6	26	0	0	0	0	0.0	—	0	
Dec 15	vs. Cincinnati*	P	5	38	7.6	21	0	0	0	0.0	—	0	0	0	0	0.0	—	0	
Dec 22	at Green Bay*	S	2	7	3.5	6	1	1	54	54.0	54	0	0	0	0	0.0	—	0	
Dec 29	vs. Cleveland*	S	2	26	13.0	17	0	0	0	0.0	—	0	0	0	0	0.0	—	0	
Regular Season Totals			16/10	67	740	11.0	55†	6	10	268	26.8	46	0	0	0	0	0.0	—	0

2014 DENVER (12-4)			RECEIVING					KICK RETURNS					PUNT RETURNS						
Date	Opponent	P/S	No.	Yds.	Avg.	LG	TD	No.	Yds.	Avg.	LG	TD	No.	FC	Yds.	Avg.	LG	TD	
Sep 7	Indianapolis*	S	6	77	12.8	40	0	0	0	0.0	—	0	0	0	0	0.0	—	0	
Sep 14	vs. Kansas City*	S	8	108	13.5	48	0	0	0	0.0	—	0	0	0	0	0.0	—	0	
Sep 21	at Seattle	S	11	149	13.5	42	0	1	22	22.0	22	0	0	0	0	0.0	—	0	
Oct 5	vs. Arizona*	S	7	101	14.4	30	0	0	0	0.0	—	0	0	0	0	0.0	—	0	
Oct 12	at N.Y. Jets*	S	3	38	12.7	20	0	0	0	0.0	—	0	0	0	0	0.0	—	0	
Oct 19	vs. San Francisco*	S	3	41	13.7	20	1	0	0	0.0	—	0	0	0	0	0.0	—	0	
Oct 23	vs. San Diego*	S	9	120	13.3	38	3	0	0	0.0	—	0	0	0	0	0.0	—	0	
Nov 2	at New England	S	10	151	15.1	28	0	1	13	13.0	13	0	0	0	0	0.0	—	0	
Nov 9	at Oakland*	S	5	67	13.4	32†	2	0	0	0.0	—	0	0	0	0	0.0	—	0	
Nov 16	at St. Louis	S	5	102	20.4	42†	1	0	0	0.0	—	0	0	0	0	0.0	—	0	
Nov 23	vs. Miami*	S	9	125	13.9	35	0	0	0	0.0	—	0	0	0	0	0.0	—	0	
Nov 30	at Kansas City*	S	6	73	12.2	23	0	0	0	0.0	—	0	0	0	0	0.0	—	0	
Dec 7	vs. Buffalo*	S	4	56	14.0	37	0	0	0	0.0	—	0	0	0	0	0.0	—	0	
Dec 14	at San Diego*	S	3	53	17.7	33	0	0	0	0.0	—	0	1	1	11	11.0	11	0	
Dec 22	at Cincinnati	S	6	70	11.7	33	2	1	19	19.0	19	0	0	0	0	0.0	—	0	
Dec 28	vs. Oakland*	S	6	73	12.2	31	0	0	0	0.0	—	0	0	0	0	0.0	—	0	
Regular Season Totals			16/16	101	1,404	13.9	48	9	3	54	18.0	22	0	1	1	11	11.0	11	0
Jan 11	vs. Indianapolis†	S	7	46	6.6	17	0	0	0	0.0	—	0	0	0	0	0.0	—	0	
Postseason Totals			1/1	7	46	6.6	17	0	0	0	0.0	—	0	0	0	0	0.0	—	0
AFC Divisional Playoff Game																			

2015 DENVER (12-4)			RECEIVING					PUNT RETURNS				SCORING		
Date	Opponent	P/S	No.	Yds.	Avg.	LG	TD	No.	Yds.	Avg.	LG	TD	2pt.	Pts.
Sept 13	vs. Baltimore*	S	8	65	8.1	18	0	3	20	7.8	13	0	0	0
Sept 17	at Kansas City*	S	8	87	10.9	19t	2	0	0	—	—	0	0	12
Sept 27	at Detroit*	S	6	87	14.5	34	0	2	13	6.5	8	0	0	0
Oct 4	vs. Minnesota*	S	3	68	22.7	43	0	1	2	2.0	2	0	0	0
Oct 11	at Oakland*	S	9	111	12.3	45	0	1	2	4.0	4	0	0	0
Oct 18	at Cleveland*	S	4	109	27.3	75t	1	2	19	9.5	11	0	0	6
Nov 1	vs. Green Bay*	S	2	22	11.0	11	0	3	12	4.0	6	0	0	0
Nov 8	at Indianapolis	S	6	90	15.0	64t	1	0	0	—	—	0	0	6
Nov 15	vs. Kansas City	S	0	0	—	—	0	0	0	—	—	0	0	0
Nov 22	at Chicago*					INACTIVE								
Nov 29	vs. New England*	S	6	113	18.8	39	0	2	16	8.0	14	0	0	0
Dec 6	at San Diego*	S	3	19	6.3	9	0	0	0	—	—	0	0	0
Dec 13	vs. Oakland	S	2	17	8.5	11	0	3	17	5.7	9	0	0	0
Dec 20	at Pittsburgh	S	10	181	18.1	61t	1	0	0	—	—	0	0	6
Dec 28	vs. Cincinnati*	S	4	67	16.8	35	1	0	0	—	—	0	0	6
Jan 3	vs. San Diego*	S	5	99	19.8	46	0	0	0	—	—	0	0	0
Season Totals			15/15	76	1,135	14.9	75t	6	17	103	6.1	14	0	36
Jan 17	vs. Pittsburgh*†	S	5	85	17.0	34	0	0	0	—	—	0	0	0
Jan 24	vs. New England*#	S	5	62	12.4	34	0	0	0	—	—	0	0	0
Feb 7	vs. Carolina*\$	S	6	83	13.8	25	0	0	0	—	—	0	0	0
Postseason Totals			3/3	16	230	14.4	34	0	0	0	—	—	0	0


†AFC Divisional Playoff Game; #AFC Championship Game; \$Super Bowl 50

2016 DENVER (9-7)			RECEIVING					SCORING		
Date	Opponent	P/S	No.	Yds.	Avg.	LG	TD	2pt.	Pts.	
Sep 8	vs. Carolina*	S	5	49	9.8	15	0	0	0	
Sep 18	vs. Indianapolis*	S	3	39	13.0	19	0	0	0	
Sep 25	at Cincinnati*	S	9	117	13.0	41t	2	0	12	
Oct 2	at Tampa Bay*	S	8	88	11.0	18	1	0	6	
Oct 9	vs. Atlanta	S	7	80	11.4	26	0	0	0	
Oct 13	at San Diego	S	4	40	10.0	20	0	0	0	
Oct 24	vs. Houston*	S	4	86	21.5	31	0	0	0	
Oct 30	vs. San Diego*	S	4	68	17.0	37	0	0	0	
Nov 6	at Oakland	S	5	47	9.4	18	0	0	0	
Nov 13	at New Orleans*	S	5	54	10.8	14	0	0	0	
Nov 27	vs. Kansas City	S	7	162	23.1	64	1	0	6	
Dec 4	at Jacksonville*	S	3	28	9.3	12	0	0	0	
Dec 11	at Tennessee	S	11	100	9.1	17	1	0	6	
Dec 18	vs. New England	S	3	48	16.0	21	0	0	0	
Dec 25	at Kansas City	S	1	26	26.0	26	0	0	0	
Jan 1	vs. Oakland*	S	0	0	0.0	0	0	0	0	
Season Totals			16/16	79	1,032	13.1	64	5	0	30

2017 DENVER (5-11)			RECEIVING					SCORING		
Date	Opponent	P/S	No.	Yds.	Avg.	LG	TD	2pt.	Pts.	
Sep 11	vs. L.A. Chargers*	S	3	26	8.7	20	0	0	0	
Sep 17	vs. Dallas*	S	6	62	10.3	25	2	0	12	
Sep 24	at Buffalo	S	7	75	10.7	29	0	0	0	
Oct 1	vs. Oakland*	S	4	27	6.8	15	0	0	0	
Oct 15	vs. N.Y. Giants	S	5	76	15.2	33	0	0	0	
Oct 22	at L.A. Chargers					INACTIVE				
Oct 30	at Kansas City					INACTIVE				
Nov 5	at Philadelphia	S	1	30	30.0	30	0	0	0	
Nov 12	vs. New England	S	6	137	22.8	38	0	0	0	
Nov 19	vs. Cincinnati	P	2	15	7.0	10	0	0	0	
Nov 26	at Oakland	S	3	12	4.0	10	0	0	0	
Dec 3	at Miami	S	2	11	5.5	6	0	0	0	
Dec 10	vs. N.Y. Jets*	S	1	16	16.0	16	0	0	0	
Dec 14	at Indianapolis*	S	7	68	9.7	26	0	0	0	
Dec 24	at Washington					INACTIVE				
Dec 31	vs. Kansas City					INACTIVE				
Season Totals			12/11	47	55	11.8	38	2	0	12

WHAT IS THE ORIGIN OF THE NAME DENVER BRONCOS?

The name "Denver Broncos" was chosen from 500 entries in a name-the-team contest in January 1960. The name was suggested by Ward M. Vining of Lakewood. But the football team isn't the first Denver Broncos. Denver's 1921 entry in the Midwest Baseball League was also called the Broncos.



JUSTIN SIMMONS

31

SAFETY


6-2 • 202 • 3RD YR. • BOSTON COLLEGE
BORN: Nov. 19, 1993, in Manassas, Va.

HIGH SCHOOL: Martin County High School, Stuart, Fla.

ACQUIRED: Draft #3 (98th overall), 2016

NFL YEAR: 3rd • **YEAR WITH BRONCOS:** 3rd

NFL GAMES PLAYED/STARTED: 26/16

SIMMONS AT A GLANCE:

- A third-year safety who played 26 games (16 starts) in his first two seasons with Denver, posting 87 tackles (66 solo), two sacks (15 yds.), four interceptions (148 yds.), nine passes defended, one blocked extra point and 12 special-teams stops.
- Started all 13 games played during his second NFL season in 2017, totaling 63 tackles (46 solo), one sack (6 yds.), two interceptions (65 yds., TD) and five passes defended.
- Named AFC Special Teams Player of the Week (Week 10, 2016) after blocking an extra point that led to the game-winning defensive two-point conversion at New Orleans (11/3/16).
- Opened 32-of-50 games at Boston College, posting 229 tackles (165 solo), eight interceptions (50 yds.), 22 passes defended, four forced fumbles, four fumble recoveries and one sack (15 yds.).
- Attended Martin County High School in Stuart, Fla., earning All-Area Defensive Player of the Year honors in addition to being named second-team All-Florida.
- Selected by the Broncos in the third round (98th overall) of the 2016 NFL Draft.

CAREER TRANSACTIONS: Signed by Denver as a draft choice 5/13/16.


2017: Simmons opened all 13 games played before suffering a season-ending ankle injury in Week 14... Finished with 63 tackles (46 solo), one sack (6 yds.), two interceptions (65 yds., TD) and five passes defended... Recorded six tackles apiece vs. LAC (9/11) and vs. Dal. (9/17)... Intercepted EJ Manuel to seal Denver's victory vs. Oak (10/1)... Led the team with 11 tackles (all solo) and posted two passes defended vs. NYG (10/15)... Tallied two solo tackles and four special-teams stops at Phi. (11/5)... Tied for the team lead with 10 tackles (6 solo) and sacked Tom Brady (6 yds.) vs. N.E. (11/12)... Intercepted Jay Cutler and returned it 65 yards for a touchdown in addition to finishing with five tackles (3 solo) and two special-teams stops at Mia. (12/3).

2016: Selected by the Broncos in the third round (98th overall) of the 2016 NFL Draft, Simmons played 13 games (3 starts) and recorded 24 tackles (20 solo), one sack (9 yds.), two interceptions (83 yds.), four passes defended, one blocked extra point and five special-teams stops... Posted one solo tackle in his NFL debut vs. Car. (9/8)... Blocked an extra point with 1:22 remaining at N.O. (11/13) that was returned for the game-winning defensive two-point conversion to earn AFC Special Teams Player of the Week recognition... Made his first career start and finished with two tackles (1 solo) vs. N.E. (12/18).

COLLEGE: Simmons opened 32-of-50 games at Boston College, racking up 229 tackles (165 solo), eight interceptions (50 yds.), 22 passes defended, four forced fumbles, four fumble recoveries and one sack (15 yds.)... Started all 12 games at safety for the nation's top-ranked defense (254.3 ypg.) as a senior... Finished with 67 tackles (49 solo), five interceptions (28 yds.), seven passes defended, two forced fumbles and three fumble recoveries, earning All-Atlantic Coast Conference second-team honors... Opened all 13 games in his junior campaign, starting the first seven contests at safety before moving to cornerback for the final six games... Led the team with 76 tackles (63 solo) and added two interceptions (20 yds.), seven passes defended and one sack (15 yds.)... Saw action in all 13 games as a sophomore, recording 34 tackles (22 solo), three passes defended and one fumble recovery... Appeared in all 12 games as a true-freshman, starting six contests at safety and one at cornerback.

HIGH SCHOOL: Simmons attended Martin County High School in Stuart, Fla., where he earned All-Area Defensive Player of the Year honors from *Scripps Treasure Coast Newspapers*... Named second-team all-state as a senior in addition to first-team all-area as a junior and senior... Played in the Palm Beach County-Treasure Coast Senior All-Star Game... Totaled 24 career interceptions and returned two for touchdowns in addition to seeing action at wide receiver and running back.

PERSONAL: Simmons majored in communications at Boston College and was presented with the Jay McGillis Memorial Scholarship... Justin Simmons was born on Nov. 19, 1993, in Manassas, Va.

SIMMONS' REGULAR SEASON RECORD

Year	Club	G	S	UT	A	TT	S-Yds.	I-Yds.	PD	FF	FR	TD-Int.	TD-FR	S	Pts.
2016	Denver	13	3	20	4	24	1-9	2-83	4	0	0	0	0	0	0
2017	Denver	13	13	46	17	63	1-6	2-65	5	0	0	1	0	0	0
CAREER TOTALS		26	16	66	21	87	2-15	4-148	9	0	0	1	0	0	0

ADDITIONAL STATISTICS: Special-teams tackles — 2016 (6), 2017 (6), TOTAL (12). Blocked an extra point at New Orleans, 11/13/16.

SIMMONS' SINGLE GAME HIGHS

(Postseason in parentheses)

Tackles — 11 vs. New York Giants, 10/15/17 (none). **Interceptions** — 1, four times, last at Miami, 12/3/17 (none). **Interception return yards** — 65t at Miami, 12/3/17 (none). **Passes Defensed** — 2, three times, last vs. New York Giants, 10/15/17 (none). **Special-teams tackles** — 4 at Philadelphia, 11/5/17 (none).

JUSTIN SIMMONS' CAREER GAME-BY-GAME

(Victories asterisked)

2016 DENVER (9-7)		TACKLES									
Date	Opponent	P/S	UT	A	TT	S-Yds.	I-Yds.	PD	FF	FR	
Sep 8	vs. Carolina*	P	1	0	1	0-0	0-0	0	0	0	
Sep 18	vs. Indianapolis*	P	4	0	4	0-0	0-0	0	0	0	
Sep 25	at Cincinnati*					INACTIVE					
Oct 2	at Tampa Bay*	P	0	0	0	0-0	0-0	0	0	0	
Oct 9	vs. Atlanta					INACTIVE					
Oct 13	at San Diego					INACTIVE					
Oct 24	vs. Houston*	P	1	0	1	0-0	0-0	0	0	0	
Oct 30	vs. San Diego*	P	1	0	1	1-9	0-0	0	0	0	
Nov 6	at Oakland	P	0	1	1	0-0	0-0	0	0	0	
Nov 13	at New Orleans*	P	1	1	2	0-0	0-0	0	0	0	
Nov 27	vs. Kansas City	P	2	0	2	0-0	0-0	1	0	0	
Dec 4	at Jacksonville*	P	2	0	2	0-0	0-0	0	0	0	
Dec 11	at Tennessee	P	2	0	2	0-0	0-0	0	0	0	
Dec 18	vs. New England	S	1	1	2	0-0	0-0	0	0	0	
Dec 25	at Kansas City	S	4	1	5	0-0	1-38	2	0	0	
Jan 1	vs. Oakland*	S	1	0	1	0-0	1-45	1	0	0	
Season Totals			13/3	20	4	24	1-9	2-83	4	0	0
2017 DENVER (5-11)		TACKLES									
Date	Opponent	P/S	UT	A	TT	S-Yds.	I-Yds.	PD	FF	FR	
Sep 11	vs. L.A. Chargers*	S	3	3	6	0-0	0-0	0	0	0	
Sep 17	vs. Dallas*	S	4	2	6	0-0	0-0	0	0	0	
Sep 24	at Buffalo	S	4	1	5	0-0	0-0	0	0	0	
Oct 1	vs. Oakland*	S	1	0	1	0-0	1-0	2	0	0	
Oct 15	vs. N.Y. Giants	S	11	0	11	0-0	0-0	2	0	0	
Oct 22	at L.A. Chargers	S	1	1	2	0-0	0-0	0	0	0	
Oct 30	at Kansas City	S	3	2	5	0-0	0-0	0	0	0	
Nov 5	at Philadelphia	S	2	0	2	0-0	0-0	0	0	0	
Nov 12	vs. New England	S	6	4	10	1-6	0-0	0	0	0	
Nov 19	vs. Cincinnati	S	5	0	5	0-0	0-0	0	0	0	
Nov 26	at Oakland	S	3	2	5	0-0	0-0	0	0	0	
Dec 3	at Miami	S	3	2	5	0-0	1-65	1	0	0	
Dec 10	vs. N.Y. Jets*	S	0	0	0	0-0	0-0	0	0	0	
PLACED ON INJURED RESERVE ON DEC. 13											
Season Totals			13/13	46	17	63	1-6	2-65	5	0	0



C.J. SMITH

28

CORNERBACK

5-11 • 188 • 3RD YR. • NORTH DAKOTA STATE

BORN: May 10, 1993, in Savage, Minn.

HIGH SCHOOL: Burnsville (Minn.) High School

ACQUIRED: Waivers (Cleveland), 2018

NFL YEAR: 3rd • **YEAR WITH BRONCOS:** 1st

NFL GAMES PLAYED/STARTED: 13/0



SMITH AT A GLANCE:

- A third-year cornerback who appeared in 13 games with Philadelphia (2016) and Cleveland (2017) in addition to spending time competing on both clubs' practice squads.
- Saw action in three games and made one solo tackle with the Browns in 2017 after spending the first 13 weeks of the season on the club's practice squad.

- Played 10 games and made one special-teams stop as a rookie with Philadelphia in 2016.
- Started 44-of-58 games played at North Dakota State University, where he was part of five consecutive FCS National Championship teams.
- Claimed by the Broncos via waivers from Cleveland on April 13, 2018.
- Entered the NFL as a college free agent with Philadelphia on May 5, 2016.

CAREER TRANSACTIONS: Signed by Philadelphia as a college free agent 5/5/16; Waived by Philadelphia 9/4/16; Signed by Philadelphia (practice squad) 9/5/16; Signed by Philadelphia (active roster) 10/13/16.; Waived by Philadelphia 9/2/17; Signed by Philadelphia (practice squad) 9/3/17; Waived by Philadelphia 9/12/17; Signed by Cleveland (practice squad) 9/15/17; Signed by Cleveland (active roster) 12/16/17; Waived by Cleveland 4/12/18; Claimed off waivers by Denver 4/13/18.



2017: Smith played three games with Cleveland after spending the first 13 weeks of the season on practice squads with the Browns and Eagles... Made one solo tackle in his season debut vs. Bal. (12/17).

2016: Smith, who entered the NFL as a college free agent with Philadelphia on May 5, saw action in 10 games with the team... Was elevated to the active roster after competing on the Eagles' practice squad for the first six weeks of the season... Made his NFL debut at Dal. (10/30).

COLLEGE: Smith appeared in 58 games (44 starts) at North Dakota State University, where he was a part of five consecutive FCS National Championship teams... Totaled 139 tackles (96 solo), eight interceptions (123 yds.), one sack (5 yds.), 57 passes defended and one forced fumble during his collegiate career... Finished his career ranked fourth in FCS history with 57 passes defended... Selected to the All-Missouri Valley Football Conference First Team following his senior season after recording 38 tackles, four interceptions and 20 passes defended... Notched 47 tackles (29 solo), one interception and 18 passes defended in addition to returning 15 punts for 177 yards (11.8 avg.) during his junior season.

PERSONAL: Smith prepped at Bursville (Minn.) High School, where he was named South Suburban Conference Offensive Player of the Year in 2011... Rushed for 1,700 yards and 16 touchdowns as a running back... Also played basketball in high school... C.J. Smith was born on May 10, 1993, in Savage, Minn.

SMITH'S REGULAR SEASON RECORD

Year	Club	G	S	UT	A	TT	S-Yds.	I-Yds.	PD	FF	FR	TD-Int.	TD-FR	S	Pts.
2016	Philadelphia	10	0	0	0	0	0-0	0-0	0	0	0	0	0	0	0
2017	Cleveland	3	0	1	0	1	0-0	0-0	0	0	0	0	0	0	0
CAREER TOTALS		13	0	1	0	1	0-0	0-0	0	0	0	0	0	0	0

ADDITIONAL STATISTICS: Special-teams tackles — 2016 (1), TOTAL (1).

C.J. SMITH'S CAREER GAME-BY-GAME


(Victories asterisked)

2016 PHILADELPHIA (7-9)			TACKLES								
Date	Opponent	P/S	UT	A	TT	S-Yds.	I-Yds.	PD	FF	FR	
Games 1-6											
PRACTICE SQUAD											
Oct 30	at Dallas	P	0	0	0	0-0	0-0	0	0	0	
Nov 6	at N.Y. Giants	P	0	0	0	0-0	0-0	0	0	0	
Nov 13	vs. Atlanta*	P	0	0	0	0-0	0-0	0	0	0	
Nov 20	at Seattle	P	0	0	0	0-0	0-0	0	0	0	
Nov 28	vs. Green Bay	P	0	0	0	0-0	0-0	0	0	0	
Dec 4	at Cincinnati	P	0	0	0	0-0	0-0	0	0	0	
Dec 11	vs. Washington	P	0	0	0	0-0	0-0	0	0	0	
Dec 18	at Baltimore	P	0	0	0	0-0	0-0	0	0	0	
Dec 22	vs. N.Y. Giants*	P	0	0	0	0-0	0-0	0	0	0	
Jan 1	vs. Dallas*	P	0	0	0	0-0	0-0	0	0	0	
Season Totals			10/0	0	0	0	0-0	0-0	0	0	0

2017 CLEVELAND (0-16)			TACKLES							
Date	Opponent	P/S	UT	A	TT	S-Yds.	I-Yds.	PD	FF	FR
SIGNED BY PHILADELPHIA (PRACTICE SQUAD) SEPT. 3 / WAIVED BY PHILADELPHIA SEPT. 12										
Games 2-13										
PRACTICE SQUAD										
Dec 17	vs. Baltimore	P	1	0	1	0-0	0-0	0	0	0
Dec 24	at Chicago	P	0	0	0	0-0	0-0	0	0	0
Dec 31	at Pittsburgh	P	0	0	0	0-0	0-0	0	0	0
Season Totals		3/0	1	0	1	0-0	0-0	0	0	0

DID YOU KNOW?

Randy Gradishar accounted for 33 turnovers (20 INTs, 13 FR) during his 10-year career with the Broncos from 1974-83, and that total tied for the fourth most by an NFL linebacker in that span.



DARIAN STEWART

26

SAFETY



5-11 • 214 • 9TH YR. • SOUTH CAROLINA

BORN: Aug. 4, 1988, in Hunstville, Ala.

HIGH SCHOOL: Lee High School, Hunstville, Ala.

ACQUIRED: Unrestricted Free Agent (Baltimore), 2015

NFL YEAR: 9th • YEAR WITH BRONCOS: 4th

NFL GAMES PLAYED/STARTED: 116/77 • POSTSEASON GP/GS: 5/5

STEWART AT A GLANCE:

- A ninth-year safety who appeared in 116 career regular-season games (77 starts) and made five postseason starts during his first eight NFL seasons with St. Louis (2010-13), Baltimore (2014) and Denver (2015-17).
- Totaled 390 tackles (290 solo), nine interceptions (96 yds.), 42 passes defended, six forced fumbles, five fumble recoveries, 24 special-teams stops and one blocked punt during his first eight NFL campaigns.
- Recorded 63 tackles (52 solo), three interceptions (33 yds.) and five passes defended for the Broncos in 2017.
- Selected to his first career Pro Bowl in 2016 after posting 68 tackles (55 solo), three interceptions (36 yds.), six passes defended, one forced fumble and one fumble recovery.
- Started 13-of-15 regular-season games played for Denver in 2015, posting 59 tackles (46 solo), one interception, 10 passes defended, one forced fumble and two fumble recoveries.
- Saw action in all 16 games (14 starts) for the first time in his career with Baltimore in 2014, finishing fourth on the Ravens with 53 tackles (37 solo) and adding four passes defended, one forced fumble and one blocked punt.
- Competed in the first two postseason games of his career for Baltimore in 2014 and recorded three tackles, one interception, one fumble recovery and two passes defended.
- Played in 50 games (36 starts) at the University of South Carolina, totaling 197 tackles, two interceptions, 22 passes defended, four forced fumbles and four fumble recoveries.
- Joined the Broncos as an unrestricted free agent (Baltimore) on March 12, 2015.
- Entered the NFL with St. Louis as a college free agent on April 26, 2010.

CAREER TRANSACTIONS: Signed by St. Louis as a college free agent 4/26/10; Signed by Baltimore as an unrestricted free agent 3/23/14; Signed by Denver as an unrestricted free agent 3/12/15.



2017: Stewart started 15-of-16 regular-season games, recording 63 tackles (52 solo), three interceptions (33 yds.) and five passes defended... Notched seven tackles (6 solo) at Buf. (9/24)... Led the team with seven tackles (5 solo) vs. Oak. (10/1)... Posted one interception, two passes defended and two solo stops at K.C. (10/30)... Intercepted Josh McCown (24 yds.) vs. NYJ (12/10)... Intercepted Patrick Mahomes (9 yds.) vs. K.C. (12/31).

2016: Stewart was selected to his first career Pro Bowl after tying for the team lead with three interceptions (36 yds.) while adding 68 tackles (55 solo), six passes defended, one forced fumble and one fumble recovery... Intercepted Saints quarterback Drew Brees twice (11 yds.) and returned a fumble 28 yards at N.O. (11/13)... Became the first Bronco since Deltha O'Neal (vs. K.C., 10/7/01) to record at least three turnovers in a single game... Registered seven tackles (3 solo) and one forced fumble vs. N.E. (12/18).

2015: Stewart started 13-of-15 regular-season games played in 2015, posting 59 tackles (46 solo), one interception, 10 passes defended, one forced fumble and two fumble recoveries... Totaled 10 tackles (7 solo), one sack (8 yds.), one interception (8 yds.), one forced fumble and three passes defended in three postseason starts... Intercepted Ravens QB Joe Flacco in the end zone with 0:28 seconds left in the fourth quarter to seal Denver's season-opening victory vs. Bal. (9/13)... Matched his career high with three passes defended and added four solo tackles vs. N.E. (11/29)... Posted five tackles (4 solo) and one special-teams stop in Denver's AFC Divisional Playoff Game vs. Pit. (1/17)... Intercepted Patriots QB Tom Brady and added three tackles (1 solo) in Denver's AFC Championship Game vs. N.E. (1/24)... Recorded three solo tackles, one sack (8 yds.), two passes defended and one forced fumble in Denver's Super Bowl 50 victory vs. Car. (2/7).

2014: Stewart saw action in all 16 games (14 starts) for the first time in his career with Baltimore in 2014, producing 53 tackles (37 solo), four passes defended, one forced fumble and one blocked punt... Started the first two playoff games of his career and tallied three tackles (3 solo), two passes defended, one interception and one forced fumble... Made a season-high nine tackles in his Ravens debut vs. Cin. (9/7)... Blocked a punt that was returned 11 yards for a touchdown vs. Jac. (12/14)... Started and recorded one solo tackle, one inter-

ception, two passes defended and one fumble recovery in Baltimore's AFC Wild Card Playoff Game at Pit. (1/3).

2013: Stewart appeared in 13 games (6 starts) for the Rams, collecting 36 tackles (30 solo), five passes defended, one forced fumble, one fumble recovery and three special-teams stops... Notched a season-best nine tackles (8 solo) and posted two passes defended vs. N.O. (12/15).

2012: Stewart played 12 games for St. Louis and registered six solo tackles, one pass defended and six special-teams stops... Recorded three solo tackles each at Buf. (12/9) and vs. Ari. (10/4).

2011: Stewart appeared in 15 games (13 starts) for the Rams and recorded 91 tackles, three sacks (23 yds.), one interception, 10 passes defended, two forced fumbles and seven special-teams stops... Led the Rams in passes defended (10) and ranked third on the team in tackles (91)... Posted a career-high 12 tackles (7 solo) to go along with one sack (8 yds.) and one special-teams stop vs. Sea. (11/20)... Returned his first career interception 27 yards for a touchdown vs. N.O. (10/30).

2010: Stewart, who entered the NFL with St. Louis as a college free agent, played 13 games as a rookie and recorded 11 tackles (8 solo) to go along with one sack (8 yds.), one pass defended and four special-teams stops.

COLLEGE: Stewart played 50 games (36 starts) for the University of South Carolina, compiling 197 tackles, two interceptions, 22 passes defended, four forced fumbles and four fumble recoveries... Started all 13 games his senior season and was selected to play the East-West Shrine Game.

PERSONAL: Stewart played running back and free safety at Lee High School in Huntsville, Ala., where he was selected at the *Huntsville Times*' Super All-Metro Most Valuable Player as a senior... Excelled on the basketball court as a point guard, lettering four times and being named City MVP in 2004... Darian Stewart was born on Aug. 4, 1988, in Huntsville, Ala.

STEWART'S REGULAR SEASON RECORD

Year	Club	G	S	UT	A	TT	S-Yds.	I-Yds.	PD	FF	FR	TD-Int.	TD-FR	S	Pts.
2010	St. Louis	13	0	8	3	11	1-8	0	2	0	1	0	0	0	0
2011	St. Louis	15	13	55	36	91	3-23	1-27	11	2	0	1	0	0	6
2012	St. Louis	12	0	6	0	6	0-0	0	0	0	0	0	0	0	0
2013	St. Louis	13	6	30	6	36	0-0	0	5	1	1	0	0	0	0
2014	Baltimore	16	14	37	16	53	0-0	1-0	3	1	0	0	0	0	0
2015	Denver	15	13	46	13	59	0-0	1-0	10	1	2	0	0	0	0
2016	Denver	16	16	55	13	68	0-0	3-36	6	1	1	0	0	0	0
2017	Denver	16	15	52	11	63	0-0	3-36	5	0	0	0	0	0	0
CAREER TOTALS		116	77	290	100	390	4-31	9-96	42	6	5	1	0	0	6
BRONCOS TOTALS		47	44	153	37	190	0-0	7-69	21	2	3	0	0	0	0

ADDITIONAL STATISTICS: Special-teams tackles — 2010 (4), 2011 (7), 2012 (6), 2013 (3), 2015 (4), TOTAL (24). Blocked a punt that was returned by Baltimore's Kamar Aiken for a TD vs. Jacksonville (12/14/14).

STEWART'S POSTSEASON RECORD

Year	Club	G	S	UT	A	TT	S-Yds.	I-Yds.	PD	FF	FR	TD-Int.	TD-FR	S	Pts.
2014	Baltimore	2	2	3	0	3	0-0	1-0	2	0	1	0	0	0	0
2015	Denver	3	3	8	3	11	1-8	1-8	3	1	0	0	0	0	0
CAREER TOTALS		5	5	11	3	14	1-8	2-8	3	1	1	0	0	0	0

ADDITIONAL STATISTICS: Special-teams tackles — 2015 (1), TOTAL (1).

STEWART'S SINGLE GAME HIGHS

(Postseason in parentheses)

Tackles — 12 vs. Seattle, 11/20/11 (5 vs. Pittsburgh, 1/17/15). **Interceptions** — 2 at New Orleans, 11/13/16 (1, twice, last vs. New England, 1/16/16). **Interception return yards** — 27 vs. New Orleans, 10/30/11 (8 vs. New England, 1/24/16). **Passes Defended** — 3, three times, last vs. New England, 11/29/15 (2, twice, last vs. Carolina, 2/7/16). **Fumble recoveries** — 1, five times, last at New Orleans, 11/13/16 (1 at Pittsburgh, 1/3/15). **Fumble return yards** — 28 at New Orleans, 11/13/16 (0 at Pittsburgh, 1/3/15).

DARIAN STEWART'S CAREER GAME-BY-GAME

(Victories asterisked)

2010 ST. LOUIS (7-9)			TACKLES								
Date	Opponent	P/S	UT	A	TT	S-Yds.	I-Yds.	PD	FF	FR	
Sept 12	vs. Arizona	P	0	0	0	0-0	0-0	0	0	0	
Sept 19	at Oakland	P	0	0	0	0-0	0-0	0	0	0	
Sept 26	vs. Washington*	P	1	0	1	0-0	0-0	0	0	0	
Oct 3	vs. Seattle*		INACTIVE								
Oct 10	at Detroit	P	0	0	0	0-0	0-0	0	0	0	
Oct 17	vs. San Diego*	P	0	0	0	0-0	0-0	0	0	0	
Oct 24	at Tampa Bay		INACTIVE								
Oct 31	vs. Carolina*		INACTIVE								
Nov 14	at San Francisco	P	0	1	1	0-0	0-0	0	0	0	
Nov 21	vs. Atlanta	P	2	0	2	0-0	0-0	0	0	0	
Nov 28	at Denver*	P	1	0	1	0-0	0-0	0	0	0	
Dec 5	at Arizona*	P	1	0	1	0-0	0-0	0	0	0	
Dec 12	at New Orleans	P	1	0	1	1-8	0-0	0	0	0	
Dec 19	vs. Kansas City	P	0	1	1	0-0	0-0	1	0	0	
Dec 26	vs. San Francisco*	P	2	1	3	0-0	0-0	0	0	0	
Jan 2	at Seattle	P	0	0	0	0-0	0-0	0	0	0	
Regular Season Totals			13/0	8	3	11	1-8	0-0	1	0	0

2011 ST. LOUIS (2-14)			TACKLES								
Date	Opponent	P/S	UT	A	TT	S-Yds.	I-Yds.	PD	FF	FR	
Sept 11	vs. Philadelphia	P	1	1	2	0-0	0-0	0	0	0	
Sept 19	at New York Giants	P	3	4	7	0-0	0-0	0	0	0	
Sept 25	vs. Baltimore	S	1	1	2	0-0	0-0	0	0	0	
Oct 2	vs. Washington	S	5	3	8	0-0	0-0	2	0	0	
Oct 16	at Green Bay	S	6	0	6	0-0	0-0	1	0	0	
Oct 23	at Dallas	S	3	3	6	0-0	0-0	0	0	0	
Oct 30	vs. New Orleans*	S	5	2	7	0-0	1-27	1	0	0	
Nov 6	at Arizona	S	3	1	2	0-0	0-0	4	1	0	
Nov 13	at Cleveland*	S	4	3	7	0-0	0-0	0	0	0	
Nov 20	vs. Seattle	S	7	5	12	1-8	0-0	0	0	0	
Nov 27	vs. Arizona	S	4	2	6	1-7	0-0	0	0	0	
Dec 4	at San Francisco				INACTIVE						
Dec 12	at Seattle	S	7	4	11	0-0	0-0	1	0	0	
Dec 18	vs. Cincinnati	S	3	3	6	0-0	0-0	0	1	0	
Dec 24	at Pittsburgh	S	1	3	4	0-0	0-0	1	0	0	
Jan 1	vs. San Francisco	S	2	2	4	1-8	0-0	0	0	0	
Regular Season Totals			15/13	55	36	91	3.0-23	1-27	10	2	0
2012 ST. LOUIS (7-8-1)			TACKLES								
Date	Opponent	P/S	UT	A	TT	S-Yds.	I-Yds.	PD	FF	FR	
Sept 9	at Detroit				INACTIVE						
Sept 16	vs. Washington*				INACTIVE						
Sept 23	at Chicago	P	0	0	0	0-0	0-0	0	0	0	
Sept 30	vs. Seattle*	P	0	0	0	0-0	0-0	0	0	0	
Oct 4	vs. Arizona*	P	3	0	3	0-0	0-0	0	0	0	
Oct 14	at Miami	P	0	0	0	0-0	0-0	1	0	0	
Oct 21	vs. Green Bay	P	0	0	0	0-0	0-0	0	0	0	
Oct 28	vs. New England	P	0	0	0	0-0	0-0	0	0	0	
Nov 11	at San Francisco				INACTIVE						
Nov 18	vs. New York Jets				INACTIVE						
Nov 25	at Arizona*	P	0	0	0	0-0	0-0	0	0	0	
Dec 2	vs. San Francisco*	P	0	0	0	0-0	0-0	0	0	0	
Dec 9	at Buffalo*	P	3	0	3	0-0	0-0	0	0	0	
Dec 16	vs. Minnesota	P	0	0	0	0-0	0-0	0	0	0	
Dec 23	at Tampa Bay*	P	0	0	0	0-0	0-0	0	0	0	
Dec 30	at Seattle	P	0	0	0	0-0	0-0	0	0	0	
Regular Season Totals			12/0	6	0	6	0-0	0-0	1	0	0
2013 ST. LOUIS (7-9)			TACKLES								
Date	Opponent	P/S	UT	A	TT	S-Yds.	I-Yds.	PD	FF	FR	
Games 1-3					INACTIVE						
Sept 26	vs. San Francisco	P	0	0	0	0-0	0-0	0	0	0	
Oct 6	vs. Jacksonville*	S	4	2	6	0-0	0-0	0	1	1	
Oct 13	at Houston*	S	6	0	6	0-0	0-0	0	0	0	
Oct 20	at Carolina	S	3	0	3	0-0	0-0	0	0	0	
Oct 28	vs. Seattle	S	0	1	1	0-0	0-0	0	0	0	
Nov 3	vs. Tennessee	S	3	1	4	0-0	0-0	2	0	0	
Nov 10	at Indianapolis*	S	0	0	0	0-0	0-0	0	0	0	
Nov 24	vs. Chicago*	P	0	0	0	0-0	0-0	0	0	0	
Dec 1	at San Francisco	P	1	0	1	0-0	0-0	0	0	0	
Dec 8	at Arizona	P	3	1	4	0-0	0-0	0	0	0	
Dec 15	vs. New Orleans*	P	8	1	9	0-0	0-0	2	0	0	
Dec 22	vs. Tampa Bay*	P	1	0	1	0-0	0-0	0	0	0	
Dec 29	at Seattle	P	1	0	1	0-0	0-0	0	0	0	
Regular Season Totals			13/6	30	6	36	0-0	0-0	4	1	1
2014 BALTIMORE (10-6)			TACKLES								
Date	Opponent	P/S	UT	A	TT	S-Yds.	I-Yds.	PD	FF	FR	
Sept 7	vs. Cincinnati	S	4	5	9	0-0	0-0	0	0	0	
Sept 11	vs. Pittsburgh*	S	4	0	4	0-0	0-0	0	0	0	
Sept 21	at Cleveland*	S	3	0	3	0-0	0-0	0	0	0	
Sept 28	vs. Carolina*	S	5	0	5	0-0	0-0	1	0	0	
Oct 5	at Indianapolis	S	4	0	4	0-0	0-0	1	1	0	
Oct 12	at Tampa Bay*	S	3	0	3	0-0	0-0	0	0	0	
Oct 19	vs. Atlanta*	S	4	1	5	0-0	0-0	1	0	0	
Oct 26	at Cincinnati	S	2	1	3	0-0	0-0	0	0	0	
Nov 2	at Pittsburgh	S	1	1	2	0-0	0-0	0	0	0	
Nov 9	vs. Tennessee*	S	2	0	2	0-0	0-0	0	0	0	
Nov 24	at New Orleans*	S	1	0	1	0-0	0-0	0	0	0	
Nov 30	vs. San Diego	P	0	0	0	0-0	0-0	0	0	0	
Dec 7	at Miami*	P	1	1	2	0-0	0-0	0	0	0	
Dec 14	vs. Jacksonville*	S	1	3	4	0-0	0-0	0	0	0	
Dec 21	at Houston	S	3	1	4	0-0	1-0	1	0	0	
Dec 28	vs. Cleveland*	S	1	1	2	0-0	0-0	0	0	0	
Regular Season Totals			16/14	37	16	53	0-0	1-0	4	1	0
Jan 3	at Pittsburgh*§	S	1	0	1	0-0	1-0	2	0	1	
Jan 10	at New England†	S	2	0	2	0-0	0-0	0	0	0	
Postseason Totals			2/2	3	0	3	0-0	1-0	2	0	1

SAFC Wild Card Game; †AFC Divisional Playoff Game

§AFC Wild Card Game; †AFC Divisional Playoff Game

2015 DENVER (12-4)			TACKLES							
Date	Opponent	P/S	UT	A	TT	S-Yds.	I-Yds.	PD	FF	FR
Sept 13	vs. Baltimore*	S	3	1	4	0-0	1-0	1	0	0
Sept 17	at Kansas City*	S	4	0	4	0-0	0-0	0	0	1
Sept 27	at Detroit*	S	6	2	8	0-0	0-0	0	0	0
Oct 4	vs. Minnesota*	P	2	1	3	0-0	0-0	0	1	0
Oct 11	at Oakland*	S	3	2	5	0-0	0-0	0	0	0
Oct 18	at Cleveland*	S	4	1	5	0-0	0-0	0	0	0
Nov 1	vs. Green Bay*	P	3	0	3	0-0	0-0	0	0	0
Nov 8	at Indianapolis	S	1	3	4	0-0	0-0	0	0	0
Nov 15	vs. Kansas City	S	5	1	6	0-0	0-0	0	0	0
Nov 22	at Chicago*	S	1	0	1	0-0	0-0	2	0	0
Nov 29	vs. New England*	S	4	0	4	0-0	0-0	3	0	0
Dec 6	at San Diego*	S	1	1	2	0-0	0-0	2	0	1
Dec 13	vs. Oakland	S	3	0	3	0-0	0-0	1	0	0
Dec 20	at Pittsburgh	INACTIVE								
Dec 28	vs. Cincinnati*	S	2	1	3	0-0	0-0	0	0	0
Jan 3	vs. San Diego*	S	4	0	4	0-0	1-0	1	0	0
Season Totals		15/13	46	13	59	0-0	0-0	10	1	2
Jan 17	vs. Pittsburgh**†	S	4	1	5	0-0	0-0	0	0	0
Jan 24	vs. New England*#	S	1	2	3	0-0	1-8	1	0	0
Feb 7	vs. Carolina*\$	S	3	0	3	1-8	0-0	2	1	0
Postseason Totals		3/3	8	3	11	1-8	1-8	3	1	0
†AFC Divisional Playoff Game; #AFC Championship Game; \$Super Bowl 50										

2016 DENVER (9-7)			TACKLES							
Date	Opponent	P/S	UT	A	TT	S-Yds.	I-Yds.	PD	FF	FR
Sep 8	vs. Carolina*	S	5	0	5	0-0	0-0	0	0	0
Sep 18	vs. Indianapolis*	S	1	0	1	0-0	0-0	0	0	0
Sep 25	at Cincinnati*	S	4	2	6	0-0	0-0	0	0	0
Oct 2	at Tampa Bay*	S	4	0	4	0-0	0-0	0	0	0
Oct 9	vs. Atlanta	S	2	1	3	0-0	0-0	0	0	0
Oct 13	at San Diego	S	5	1	6	0-0	0-0	0	0	0
Oct 24	vs. Houston*	S	2	3	5	0-0	0-0	0	0	0
Oct 30	vs. San Diego*	S	3	0	3	0-0	1-25	1	0	0
Nov 6	at Oakland	S	8	0	8	0-0	0-0	0	0	0
Nov 13	at New Orleans*	S	2	0	2	0-0	2-11	2	0	1
Nov 27	vs. Kansas City	S	2	1	3	0-0	0-0	0	0	0
Dec 4	at Jacksonville*	S	1	0	1	0-0	0-0	1	0	0
Dec 11	at Tennessee	S	4	1	5	0-0	0-0	1	0	0
Dec 18	vs. New England	S	3	4	7	0-0	0-0	0	1	0
Dec 25	at Kansas City	S	4	0	4	0-0	0-0	0	0	0
Jan 1	vs Oakland*	S	5	0	5	0-0	0-0	1	0	0
Season Totals		16/16	55	13	68	0-0	3-36	6	1	1

2017 DENVER (5-11)			TACKLES							
Date	Opponent	P/S	UT	A	TT	S-Yds.	I-Yds.	PD	FF	FR
Sep 11	vs. L.A. Chargers*	S	5	1	6	0-0	0-0	0	0	0
Sep 17	vs. Dallas*	P	3	0	3	0-0	0-0	0	0	0
Sep 24	at Buffalo	S	6	1	7	0-0	0-0	0	0	0
Oct 1	vs. Oakland*	S	5	2	7	0-0	0-0	0	0	0
Oct 15	vs. N.Y. Giants	S	4	2	6	0-0	0-0	0	0	0
Oct 22	at L.A. Chargers	S	1	0	1	0-0	0-0	0	0	0
Oct 30	at Kansas City	S	2	0	2	0-0	1-0	2	0	0
Nov 5	at Philadelphia	S	0	0	0	0-0	0-0	0	0	0
Nov 12	vs. New England	S	3	3	6	0-0	0-0	0	0	0
Nov 19	vs. Cincinnati	S	1	0	1	0-0	0-0	0	0	0
Nov 26	at Oakland	S	5	1	6	0-0	0-0	0	0	0
Dec 3	at Miami	S	5	0	5	0-0	0-0	0	0	0
Dec 10	vs. N.Y. Jets*	S	1	0	1	0-0	1-24	1	0	0
Dec 14	at Indianapolis*	S	4	0	4	0-0	0-0	1	0	0
Dec 24	at Washington	S	5	1	6	0-0	0-0	0	0	0
Dec 31	vs. Kansas City	S	2	0	2	0-0	1-9	1	0	0
Season Totals		16/15	52	11	63	0-0	3-33	5	0	0

Did You Know?

Pro Football Hall of Fame quarterback John Elway started 2,608 drives during his 16-year career with the Broncos from 1983-98 and was replaced just 10 times due to injury (.383%).



JORDAN TAYLOR

87

WIDE RECEIVER

6-5 • 210 • 3RD Yr. • RICE

BORN: Feb. 18, 1992, in Sherman, Texas

HIGH SCHOOL: Dennison (Texas) High School

ACQUIRED: College Free Agent, 2015

NFL YEAR: 3rd • YEAR WITH BRONCOS: 3rd

NFL GAMES PLAYED/STARTED: 26/2



TAYLOR AT A GLANCE:

- A third-year wide receiver who appeared in 26 games (2 starts) with Denver from 2016-17 after spending his rookie season in 2015 season competing on the club's practice squad.
- Finished the 2017 season with 13 catches for 142 yards (10.9 avg.) and returned 11 punts for 103 yards (9.4 avg.).
- Caught 16 passes for 209 yards (13.1 avg.) with two touchdowns during his first season of action in 2016.
- Started 37-of-42 games at wide receiver for Rice University and amassed 175 receptions for 2,585 yards (14.8 avg.) with 20 touchdowns after converting from quarterback to wide receiver during his redshirt freshman season.
- Entered the NFL with Denver as a college free agent on May 2, 2015.

CAREER TRANSACTIONS: Signed by Denver as a college free agent 5/2/15; Waived by Denver 9/5/15; Signed by Denver (practice squad) 9/7/15; Signed by Denver to a future contract 2/10/16.



2017: Taylor played 10 games (2 starts), recording 13 catches for 142 yards (10.9 avg.) and returning 11 punts for 103 yards (9.4 avg.)... Recorded a solo tackle defending a fake punt in his 2017 debut vs. Oak. (10/1)... Caught three passes for 26 yards vs. NYG (10/15)... Returned five punts for 62 yards (12.4 avg.) vs. NYJ (12/10)... Finished with a career-best six catches for 65 yards (10.8 avg.) vs. K.C. (12/31).

2016: Taylor played all 16 games and caught 16 passes for 209 yards (13.1 avg.) with two touchdowns in addition to making two special-teams tackles and recovering a special-teams fumble... Made his NFL debut vs. Car. (9/8)... Caught his first career pass (20 yds.) vs. Ind. (9/18)... Scored his first career receiving touchdown (14 yds.) and finished with two catches for 32 yards (16.0 avg.) at N.O. (11/13)... Caught a 6-yard touchdown vs. K.C. (11/27)... Matched his career-high three with catches for a personal-best 41 yards (13.7 avg.) vs. Oak. (1/1).

2015: Taylor, who entered the NFL with Denver as a college free agent, spent his entire rookie season on the club's practice squad.

COLLEGE: Taylor started 37-of-42 games at wide receiver for Rice University and amassed 175 receptions for 2,585 yards (14.8 avg.) with 20 touchdowns after converting from quarterback to wide receiver during his redshirt freshman season... Recorded 100-yard games on eight occasions... Named a second-team All Conference-USA selection in 2013 and 2014... Finished 2014 with 54 catches for 842 yards (14.8 avg.) with seven touchdowns despite missing three games with an injury... Recorded 48 catches for 780 yards (16.3 avg.) with six scores in his last eight games of the 2014 season.

PERSONAL: Taylor threw for 3,766 yards and 40 touchdowns in addition to rushing for 2,500 yards and 39 touchdowns in his career... Earned all-district and honorable mention all-state honors as a wide receiver as a sophomore before moving to quarterback as a junior... Caught 29 passes for 546 yards (18.8) and 11 touchdowns as a sophomore... Played baseball and earned all-district honors as an outfielder as a junior as a senior... His brother, Ryan, was an offensive lineman at UCLA and is now the offensive line coach at Tyler (Texas) Junior College... Jordan Taylor was born on Feb. 18, 1992, in Sherman, Texas.

TAYLOR'S REGULAR SEASON RECORD

Year	Club	G	S	No.	RECEIVING			TD	TD	TDr	SCORING			2pt	Pls.
					Yds.	Avg.	LG				TDp	TDrt			
2015	Denver				PRACTICE SQUAD										
2016	Denver	16	0	16	209	13.1	35	2	2	0	2	0	0	0	12
2017	Denver	10	2	13	142	10.9	30	0	0	0	0	0	0	0	0
CAREER TOTALS		26	2	29	351	12.1	35	2	2	0	2	0	0	0	12


ADDITIONAL STATISTICS: Special-teams tackles — 2016 (2), 2017 (3), TOTAL (5). Defensive tackles — 2017 (1), TOTAL (1). Miscellaneous tackles — 2017 (1), TOTAL (1). Special-teams FR — 2016 (1), TOTAL (1). Punt returns — 2017 (11 for 103 yards, 9.4 avg., 24 LG, 0 TD), TOTAL (11 for 103 yards, 9.4 avg., 24 LG, 0 TD).

JORDAN TAYLOR'S CAREER GAME-BY-GAME

(Victories asterisked)

2016 DENVER (9-7)			RECEIVING						SCORING	
Date	Opponent	P/S	No.	Yds.	Avg.	LG	TD		2pt.	Pts.
Sep 8	vs. Carolina*	P	0	0	—	—	0		0	0
Sep 18	vs. Indianapolis*	P	1	20	20.0	20	0		0	0
Sep 25	at Cincinnati*	P	0	0	—	—	0		0	0
Oct 2	at Tampa Bay*	P	1	9	9.0	9	0		0	0
Oct 9	vs. Atlanta	P	0	0	—	—	0		0	0
Oct 13	at San Diego	P	1	1	1.0	1	0		0	0
Oct 24	vs. Houston*	P	0	0	—	—	0		0	0
Oct 30	vs. San Diego*	P	1	35	35.0	35	0		0	0
Nov 6	at Oakland	P	1	6	6.0	6	0		0	0
Nov 13	at New Orleans*	P	2	32	16.0	18	1		0	6
Nov 27	vs. Kansas City	P	1	6	6.0	6t	1		0	6
Dec 4	at Jacksonville*	P	0	0	—	—	0		0	0
Dec 11	at Tennessee	P	3	18	6.0	15	0		0	0
Dec 18	vs. New England	P	1	15	15.0	15	0		0	0
Dec 25	at Kansas City	P	1	26	26.0	26	0		0	0
Jan 1	vs. Oakland*	P	3	41	13.7	23	0		0	0
Season Totals			16/0	16	209	13.1	35	2	0	12

2017 DENVER (5-11)			RECEIVING						SCORING	
Date	Opponent	P/S	No.	Yds.	Avg.	LG	TD		2pt.	Pts.
Sep 11	vs. L.A. Chargers*									
Sep 17	vs. Dallas*									
Sep 24	at Buffalo									
Oct 1	vs. Oakland*	P	0	0	—	—	0		0	0
Oct 15	vs. N.Y. Giants	P	3	26	8.7	11	0		0	0
Oct 22	at L.A. Chargers	S	1	7	7.0	7	0		0	0
Oct 30	at Kansas City	S	1	8	8.0	8	0		0	0
Nov 5	at Philadelphia									
Nov 12	vs. New England									
Nov 19	vs. Cincinnati	P	1	14	14.0	14	0		0	0
Nov 26	at Oakland	P	0	0	—	—	0		0	0
Dec 3	at Miami									
Dec 10	vs. N.Y. Jets*	P	0	0	—	—	0		0	0
Dec 14	at Indianapolis*	P	0	0	—	—	0		0	0
Dec 24	at Washington	P	1	22	22.0	22	0		0	0
Dec 31	vs. Kansas City	P	6	65	10.8	30	0		0	0
Season Totals			10/2	13	142	10.9	30	0	0	0



DEMARIYUS THOMAS

88

WIDE RECEIVER

6-3 • 229 • 9TH YR. • GEORGIA TECH


BORN: Dec. 25, 1987, in Montrose, Ga.

HIGH SCHOOL: West Laurens High School, Montrose, Ga.

ACQUIRED: Draft #1a (22nd overall), 2010

NFL YEAR: 9th • **YEAR WITH BRONCOS:** 9th

NFL GAMES PLAYED/STARTED: 117/103 • **POSTSEASON GP/GS:** 10/10



THOMAS AT A GLANCE:

- A ninth-year wide receiver and five-time Pro Bowl selection who played 117 regular-season games (103 starts) and opened all 10 postseason contests for the Broncos during his first eight NFL seasons.
- Ranks first in franchise history with 35 total 100-yard receiving games and is second in team annals in receiving touchdowns (57) and receiving yards (8,653).
- Finished his eighth NFL season in 2017 with 83 catches for 949 yards (11.4 avg.) with five touchdowns.
- Owned a five-year 1,000-yard receiving season streak that spanned the 2012-16 campaigns, joining Torry Holt (6) and Marvin Harrison (5) as the only players in NFL history with five consecutive seasons totaling at least 90 receptions and 1,000 receiving yards.
- Joined Ring of Fame safety Steve Atwater (8, 1990-97) and Pro Football Hall of Fame tight

88's TROPHY CASE

Pro Bowls (5) 2012-16

All-Pro (2nd team) (2) 2013-14

end Shannon Sharpe (7, 1992-98) as the only Broncos with five consecutive Pro Bowl selections (2012-16).

- Combined with Emmanuel Sanders to post three consecutive 1,000-yard seasons (2014-16), joining Rod Smith and Ed McCaffrey (1998-2000) as the only tandems in team history to do so.
- Established a franchise single-season record with 1,619 receiving yards in addition to ranking second in team annals with 111 catches on the year in 2014.
- Set a team record in 2014 for most 100-yard receiving games (10), reaching the century mark in seven consecutive contests (Games 4-10) to tie for the second-longest streak in league history.
- Established a Broncos single-game receiving yardage record with his 226-yard performance vs. Arizona (10/5/14) to earn AFC Offensive player of the Week recognition.
- Ranked second in the NFL with 14 receiving touchdowns and fourth in the league with 1,430 yards on 92 catches in 2013 to earn his second consecutive Pro Bowl selection and Associated Press second-team All-Pro recognition.
- Combined with teammate Eric Decker to represent the most prolific receiving tandem (2,718 yds.) in the NFL in 2013.
- Selected to his first Pro Bowl following the 2012 season in which he caught 94 passes for 1,434 yards (15.3 avg.) with 10 touchdowns, ranking fourth in the league in receiving yards and posting the second-most 25+yard receptions (18) in the NFL.
- Fueled Denver's 29-23 win against Pittsburgh in the AFC Wild Card round (1/8/12) with his four-catch, 204-yard performance that included an 80-yard game-winning touchdown reception on the first play of overtime.
- Finished his career at Georgia Tech ranked fourth in school history in receiving yards (2,339), fourth in touchdown catches (15) and seventh in receptions (120).
- Averaged nearly 20 yards per reception during his collegiate career, posting the fifth-best receiving average (19.5) for a career in Atlantic Coast Conference history.
- Selected by the Broncos in the first round (22nd overall) of the 2010 NFL Draft.

CAREER TRANSACTIONS: Signed by Denver as a draft choice 8/1/10.



2017: Thomas started all 16 games for the sixth consecutive season, finishing the year with 83 catches for 949 yards (11.4 avg.) with five touchdowns... Tallied his 35th career 100-yard output (10-133) vs. NYG (10/15)... Caught five passes for 18 yards (3.6 avg.) at Oak. (11/26), reaching 600 career catches in the fewest games (112) in franchise history... Led all players with eight receptions for 93 yards (11.6 avg.) with one touchdown vs. NYJ (12/10), moving him into second in team annals in both receiving touchdowns (56) and receiving yards (8,475).

2016: Thomas produced his fifth consecutive 90-catch, 1,000-yard season in 2016 (90-1,083-5 TD) in addition to earning his fifth straight Pro Bowl nod... Led the team with five catches for 90 yards (18.0 avg.) and caught a two-point conversion vs. Ind. (9/18), moving past WR Ed McCaffrey into fourth place on the team's all-time receptions list (465)... Tallied his 33rd career 100-yard game (6-100-1 TD) at Cin. (9/25)... Posted six catches for 94 yards (15.7 avg.) with one touchdown, passing WR Lionel Taylor into third place in the franchise's all-time receiving yardage list... Caught his 50th career touchdown and finished with five catches for 49 yards (9.8 avg.) vs. Atl. (10/9)... Reached 500 catches in his career in his 94th game at Oak. (11/6), becoming the second-fastest Bronco to reach that milestone (Lionel Taylor, 80 gms.)... Delivered his 34th career 100-yard game (10-126) at Ten. (12/11)... Caught seven passes for 91 yards (13.0 avg.) vs. N.E. (12/18), marking his fifth consecutive season with 1,000 yards receiving.

2015: Thomas surpassed 1,300 receiving yards (105-1,304, 6 TDs) in 2015 to join Marvin Harrison (5) and Jerry Rice (4) as the only players in NFL history with four consecutive seasons totaling at least 90 receptions and 1,300 receiving yards... Started all 16 games and selected to the Pro Bowl for the fourth consecutive season... Posted seven catches for 60 yards (8.6 avg.) in Denver's three postseason contents... Moved up to fourth place all-time in club history with 6,228 career receiving yards vs. N.E. (11/29)... Tied former WR Ed McCaffrey for third place in Broncos history with his 46th career touchdown reception at Pit. (12/20)... Passed Ring of Fame WR Rod Smith for the most 100-yard receiving games (32) in team history (regular season and postseason) vs. S.D. (1/3)... Set Denver's career postseason reception record (50) and finished with four

THOMAS TOP 3 ALL-TIME IN BRONCOS RECEIVING

CAREER RECEPTIONS		CAREER RECEIVING YARDS		CAREER RECEIVING TDs	
Player	No.	Player	No.	Player	No.
1. Rod Smith	849	1. Rod Smith	11,389	1. Rod Smith	68
2. Shannon Sharpe	675	2. Demaryius Thomas	8,653	2. Demaryius Thomas	57
3. Demaryius Thomas	629	3. Shannon Sharpe	8,439	3. Shannon Sharpe	55
4. Lionel Taylor	543	4. Lionel Taylor	6,872	4. Ed McCaffrey	46
5. Ed McCaffrey	462	5. Ed McCaffrey	6,200	5. Haven Moses/Lionel Taylor	44

THOMAS TAKING DOWN FRANCHISE RECEIVING RECORDS

MOST REC. YDS., SINGLE SEASON, BRONCOS HISTORY

Player	Year	No.
1. Demaryius Thomas	2014	1,619
2. Rod Smith	2000	1,602
3. Brandon Lloyd	2010	1,448
4. Demaryius Thomas	2012	1,434
5. Demaryius Thomas	2013	1,430

MOST RECEPTIONS, SINGLE SEASON, BRONCOS HISTORY

Player	Year	No.
1. Rod Smith	2000	113
2. Demaryius Thomas	2014	111
3. Demaryius Thomas	2015	105
4. Brandon Marshall	2008	104
5. Brandon Marshall	2007	102

catches for 40 yards (10.0 avg.) and a two-point conversion in the team's AFC Divisional Playoff Game vs. Pit. (1/17)... Caught one pass for eight yards and drew a third-down pass interference call in the end zone on the team's final drive in Denver's Super Bowl 50 victory vs. Car. (2/7).

2014: Thomas, who was voted a captain by his teammates, started all 16 regular-season games, earning his third straight Pro Bowl selection and second consecutive All-Pro second-team nod from the Associated Press after setting a Broncos single-season record with 1,619 yards on 111 receptions (14.6 avg.) with 11 touchdowns... Set a franchise single-season record for most games with 100-plus yards receiving (10) and became just the seventh player in pro football history with 10 such games in a single year... Recorded 100 receiving yards in Games 4-10 to tie for the second-longest streak in league history and set a club record... Joined Marvin Harrison and Jerry Rice as the only players in NFL history with three consecutive 1,400-yard, 10-touchdown seasons... Joined Broncos Ring of Famer Rod Smith (2000-01, '05) as the only receivers in franchise history to be named to at least three Pro Bowls... Teamed with Emmanuel Sanders to become only the second 100-catch duo in club history (Rod Smith/Ed McCaffrey, 2000)... Combined with Sanders to record the most receiving yards (3,023) and tie for the most receptions (212) by an offensive tandem in the NFL in 2014... Caught the game-tying two-point conversion pass from quarterback Peyton Manning to force overtime at Sea. (9/21)... Set a Broncos single-game receiving yardage record with his 226 yards vs. Ari. (10/5) and was named AFC Offensive Player of the Week for his performance... Caught 11 passes for 108 yards (9.8 avg.) at Oak. (11/9) to top 1,000 yards on the year and become just the fourth player in Broncos history with three consecutive 1,000-yard receiving seasons... Caught seven passes for 103 yards (14.7 avg.) at Stl. (11/19) to represent his seventh consecutive game with at least 100 yards receiving, marking the longest streak of its kind in team history and tying for the second-longest such streak in league history... Topped the 100-reception mark for the first time in his career with seven catches for 115 yards (16.4 avg.) at Cin. (12/22)... Caught five passes for 59 yards (11.8 avg.) with one touchdown in Denver's AFC Divisional Playoff Game vs. Ind. (1/11) to tie Rod Smith for the most postseason scoring receptions in franchise history.

2013: Thomas started all 16 regular-season games, earning his second consecutive Pro Bowl selection and Associated Press second-team All-Pro honors after posting 92 receptions for 1,430 yards (15.5 avg.) with 14 touchdowns... Ranked fourth in the NFL in receiving yards and second in receiving scores... Led all NFL players in receptions (28) and receiving yards (327) in the postseason in addition to collecting two touchdown catches in three playoff games... Posted his first career 10-catch game (10-94) vs. Oak. (9/23)... Recorded his first three-touchdown game at S.D. (11/10) to earn AFC Offensive Player of the Week honors... Surpassed the 1,000-yard mark for the second straight season after catching three passes for 106 yards (35.3 avg.), including a game-long 77-yard reception, at K.C. (12/1)... Hauled in a game-high eight passes (54 yds.) and opened the scoring with a 2-yard touchdown catch in the first quarter of Denver's AFC Divisional Playoff Game vs. S.D. (1/12)... Caught seven passes for a game-high 134 yards (19.1 avg.) with one touchdown in Denver's AFC Championship Game vs. N.E. (1/19)... Set a Super Bowl record with 13 receptions for 118 yards (9.1 avg.) with one touchdown in Super Bowl XLVIII vs. Sea. (2/2).

2012: Thomas started all 16 regular-season games for the first time in his career and earned his first Pro Bowl selection after finishing as the team's leading receiver with 94 catches for 1,434 yards (15.3 avg.) and 10 touchdowns... Ranked in the league's top 10 in receiving yards (4th), receptions (8th), receiving average (2nd), touchdowns (7th) and 25-yard catches (2nd)... Topped the 100-yard mark in seven games... Caught quarterback Peyton Manning's 400th career touchdown throw when he took a screen pass 71 yards to the end zone in the third quarter vs. Pit. (9/9)... Surpassed the 1,000-yard mark for the first time in his career, finishing with a game-high 82 receiving yards (4-82) with one touchdown at K.C. (11/25)... Registered his

THOMAS OWNS BRONCOS SINGLE-GAME RECEIVING MARKS

MOST RECEIVING YARDS, SINGLE GAME, BRONCOS REGULAR-SEASON HISTORY

Player	Opponent	Rec.	Yds.	Avg.	TDs
1. Demaryius Thomas	vs. Ari. (10/5/14)	8	226	28.3	2
2. Shannon Sharpe	at K.C. (10/20/02)	12	214	17.8	2
3. Jabar Gaffney	vs. K.C. (1/3/10)	14	213	15.2	0
4. Rod Smith	vs. Atl. (10/31/04)	9	208	23.1	1
5. Brandon Marshall	at Ind. (12/13/09)	21	200	9.5	2

MOST RECEIVING YARDS, SINGLE GAME, BRONCOS POSTSEASON HISTORY

Player	Opponent	Rec.	Yds.	Avg.	TDs
1. Demaryius Thomas	vs. Pit. (1/8/12)	4	204	51.0	1
2. Steve Watson	vs. Pit. (12/30/84)	11	177	16.1	1
3. Haven Moses	vs. Oak. (1/1/78)	5	168	33.6	2
4. Shannon Sharpe	at LAA (1/9/94)	13	156	12.0	1
5. Rod Smith	vs. Atl. (1/31/99)	5	152	30.4	1

second career multiple-touchdown game with a pair of scoring catches vs. T.B. (12/2)... Topped the 100-yard mark for the sixth game of the season vs. Cle. (12/23)... Made a 17-yard touchdown catch in Denver's AFC Divisional Playoff Game vs. Bal. (1/12).

2011: Thomas played 11 regular-season games (5 starts) and ranked second on the team with 32 receptions for 551 yards (17.2 avg.) with four touchdowns... Inactive for the first five games of the year while recovering from an off-season Achilles injury and a broken thumb suffered in training camp... Started both postseason contests and totaled 10 catches for 297 yards (29.7 avg.) with one score... Set a franchise record by leading the Broncos in receiving in the season's final seven games... Posted 25 receptions for 448 yards (17.9 avg.) with three touchdowns in Denver's final five regular-season games... Fueled Denver's 29-23 win vs. Pit. (1/8) in the AFC Wild Card Game when he caught an 80-yard touchdown on the first play of overtime (longest overtime scoring play in NFL postseason history)... Totaled four receptions for 204 yards against the Steelers to mark the most receiving yards by a Bronco in playoff history and the second-highest receiving average (51.0) in a single game in NFL annals.

2010: Selected by Denver in the first round (22nd overall) of the 2010 NFL Draft, Thomas played 10 games (2 starts) and totaled 22 receptions for 283 yards (12.9 avg.) with two touchdowns to go along with 16 kick-off returns for 398 yards (24.9 avg.)... Missed Denver's season opener at Jac. (9/12) with a foot injury that sidelined him the entire preseason... Recorded eight receptions for 97 yards (12.1 avg.) with one touchdown vs. Sea. (9/19) in his NFL debut to mark the second-most catches by a Broncos rookie in his pro debut and become just the ninth player in league history (since 1970) to record at least eight catches in his first NFL game... Caught a 17-yard touchdown over All-Pro cornerback Darrelle Revis vs. NYJ (10/17)... Inactive in Games 11-15 due to an ankle injury.

COLLEGE: Thomas played 39 games (36 starts) at Georgia Tech, where finished his career ranked fourth in school history in receiving yards (2,339), fourth in touchdown catches (15) and seventh in receptions (120)... Averaged nearly 20 yards per reception during his career, posting the fifth-best receiving average (19.5) in Atlantic Coast Conference history... Earned third-team All-America honors from the Associated Press and first-team All-ACC accolades as a senior in 2009 after ranking second in the nation with a school-record 25.1-yard average on 46 catches for 1,154 yards, which ranked second all-time in Georgia Tech annals.

PERSONAL: Thomas attended West Laurens High School in Montrose, Ga., where he was a first-team Class AA all-state selection by the *Atlanta Journal Constitution* and a two-time all-region and All-Heart of Georgia choice... Caught 56 passes for 756 yards (13.5 avg.) with seven touchdowns as a senior... Played on the school's state championship basketball team... First name is pronounced duh-MARE-ee-us... Demaryius Thomas was born on Dec. 25, 1987, in Montrose, Ga.

THOMAS' REGULAR SEASON RECORD

		RECEIVING							KICKOFF RETURNS					SCORING					
Year	Club	G	S	No.	Yds.	Avg.	LG	TD	No.	Yds.	Avg.	LG	TD	TD	TDr	Tdp	TDr	2pt	Pts.
2010	Denver	10	2	22	283	12.9	31	2	16	398	24.9	65	0	2	0	2	0	12	0
2011	Denver	11	5	32	551	17.2	47	4	0	0	0.0	—	0	4	0	4	0	24	0
2012	Denver	16	16	94	1,434	15.3	71	10	0	0	0.0	—	0	10	0	10	0	60	0
2013	Denver	16	16	92	1,430	15.5	78	14	0	0	0.0	—	0	14	0	14	0	84	0
2014	Denver	16	16	111	1,619	14.6	86	11	0	0	0.0	—	0	11	0	11	0	68	0
2015	Denver	16	16	105	1,304	12.4	48	6	0	0	0.0	—	0	6	0	6	0	36	0
2016	Denver	16	16	90	1,083	12.0	55	5	0	0	0.0	—	0	5	0	5	0	32	0
2017	Denver	16	16	83	949	11.4	40	5	0	0	0.0	—	0	5	0	5	0	130	0
CAREER TOTALS		117	103	629	8,653	13.8	86	57	16	398	24.9	65	0	57	0	57	0	2346	0

ADDITIONAL STATISTICS: Rushing — 2010 (2-1, 0.5 avg., 1 LG), 2011 (1 for 5), TOTAL (3-6, 2.0 avg., 5 LG). Special-teams tackles — 2010 (3), TOTAL (3). Miscellaneous tackles — 2010 (2), 2013 (2), 2015 (2), 2016 (1), TOTAL (7). Fumbles — 2010 (1 FR), TOTAL (1 FR).

THOMAS' POSTSEASON RECORD

Year	Club	G	S	No.	RECEIVING				LG	TD	KICKOFF RETURNS				TD	TDr	SCORING			
					Yds.	Avg.					No.	Yds.	Avg.					TDp	TDr	2pt
2011	Denver	2	2	10	297	29.7	80	1		0	0	0.0	—	0	1	0	1	0	6	
2012	Denver	1	1	3	37	12.3	17	1		0	0	0.0	—	0	1	0	1	0	6	
2013	Denver	3	3	28	306	10.9	30	3		0	0	0.0	—	0	1	0	1	0	6	
2014	Denver	1	1	5	59	11.8	24	1		0	0	0.0	—	0	1	0	1	0	6	
2015	Denver	3	3	7	60	8.6	15	0		0	0	0.0	—	0	0	0	0	0	1	2
CAREER TOTALS		10	10	53	759	14.3	80	6		0	0	0.0	—	0	3	0	3	0	26	

THOMAS' SINGLE GAME HIGHS

(Postseason in parentheses)

Receptions — 11 at Oakland, 11/9/14 (13 vs. Seattle, 2/2/14). **Receiving yards** — 226^A vs. Arizona, 10/5/14 (204^A vs. Pittsburgh, 1/8/12). **Longest reception** — 86t vs. Arizona, 10/5/14 (80t vs. Pittsburgh, 1/8/12). **Receiving touchdowns** — 3^A, twice, last vs. Miami, 11/23/14 (1, six times, last vs. Indianapolis, 1/11/15). **Consecutive games with 100 receiving yards** — 7^A, Games 4-10, 2014 (2, 1/19/14-2/2/14). **Kick returns** — 5 at San Francisco (London), 10/31/10 (none). **Kick return yards** — 144 at Tennessee, 10/3/10 (none). **Longest kick return** — 65 at Tennessee, 10/3/10 (none).

^ABroncos Record

THOMAS' 100-YARD RECEIVING GAMES (35, INCLUDES 3 POSTSEASON)

*denotes win (Thomas' teams are 27-8, including postseason, when he records 100 or more yards receiving in a game.)

Date	Opponent	No.	Yds.	Avg.	LG	TD
12/4/11	at Minnesota*	4	144	36.0	42	2
12/18/11	vs. New England	7	116	16.6	39	0
1/8/12	vs. Pittsburgh*^	4	204	51.0	80†	1
9/9/12	vs. Pittsburgh*	5	110	22.0	71†	1
9/30/12	vs. Oakland*	5	103	20.6	40	0
10/7/12	at New England	9	180	20.0	38	0
10/28/12	vs. New Orleans*	7	137	19.6	41	1
11/11/12	at Carolina*	9	135	15.0	46	0
12/23/12	vs. Cleveland*	9	102	11.3	23	1
12/30/12	vs. Kansas City*	7	122	17.4	36	1
9/5/13	vs. Baltimore*	5	161	32.2	78†	2
11/10/13	at San Diego*	7	108	15.4	34†	3
11/17/13	vs. Kansas City*	5	121	24.2	70	0
12/1/13	at Kansas City*	3	106	35.3	77	0
12/22/13	at Houston*	8	123	15.4	36†	1
12/29/13	at Oakland*	6	113	18.8	63†	2
1/19/14	vs. New England*^	7	134	19.1	30	1
2/2/14	vs. Seattle^	13	118	9.1	23	1
10/5/14	vs. Arizona*	8	226	28.3	86†	2
10/12/14	at N.Y. Jets*	10	124	12.4	54	1
10/19/14	vs. San Francisco*	8	171	21.4	49	2
10/23/14	vs. San Diego*	8	105	13.1	23	0
11/2/14	at New England	7	127	18.1	41	0
11/9/14	at Oakland*	11	108	9.8	21	0
11/16/14	at St. Louis	7	103	14.7	23	0
12/14/14	at San Diego*	6	123	20.5	36	1
12/22/14	at Cincinnati†	7	115	16.4	46	0
12/28/14	vs. Oakland*	8	115	14.4	27	0
9/17/15	at Kansas City*	8	116	14.5	22	0
10/18/15	at Cleveland*	10	111	11.1	20	0
11/1/15	vs. Green Bay*	8	164	21.0	47	0
1/3/16	vs. San Diego*	5	117	23.4	72†	1
9/25/16	at Cincinnati†	6	100	16.7	55†	1
12/11/16	at Tennessee	10	126	12.6	34	0
10/15/17	vs. N.Y. Giants	10	133	13.3	40	0
^Playoff Game						

DEMARIUS THOMAS' CAREER GAME-BY-GAME

(Victories asterisked)

2010 DENVER (4-12)			RECEIVING					KICK RETURNS				SCORING		
Date	Opponent	P/S	No.	Yds.	Avg.	LG	TD	No.	Yds.	Avg.	LG	TD	2pt.	Pts.
Sep 12	at Jacksonville					INACTIVE								
Sep 19	vs. Seattle*	P	8	97	12.1	21†	1	0	0	0.0	—	0	0	6
Sep 26	vs. Indianapolis	P	2	43	21.5	27	0	0	0	0.0	—	0	0	0
Oct 3	at Tennessee*	P	1	9	9.0	9	0	4	144	36.0	65	0	0	0
Oct 10	at Baltimore	S	2	12	6.0	10	0	1	21	21.0	21	0	0	0
Oct 17	vs. N.Y. Jets	P	1	17	17.0	17†	1	0	0	0.0	—	0	0	6
Oct 24	vs. Oakland	P	1	6	6.0	6	0	1	3	3.0	3	0	0	0
Oct 31	at S.F. (London)	P	1	31	31.0	31	0	5	114	22.8	29	0	0	0
Nov 14	vs. Kansas City*	P	3	51	17.0	22	0	2	68	34.0	38	0	0	0
Nov 22	at San Diego	S	3	17	5.7	12	0	3	48	16.0	19	0	0	0
Games 11-15														
Jan 2	vs. San Diego	P	0	0	0.0	—	0	0	0	0.0	—	0	0	0
Regular Season Totals		10/2	22	283	12.9	31	2	16	398	24.9	65	0	0	12

2011 DENVER (8-8)			RECEIVING					SCORING						
Date	Opponent	P/S	No.	Yds.	Avg.	LG	TD	2pt. Pts.						
Games 1-5														
Oct 23	at Miami*	P	3	27	9.0	15	1		0		6			
Oct 30	vs. Detroit	S	1	10	10.0	10	0		0		0			
Nov 6	at Oakland*	P	1	29	29.0	29	0		0		0			
Nov 13	at Kansas City*	P	0	0	0.0	—	0		0		0			
Nov 17	vs. N.Y. Jets*	S	2	37	18.5	28	0		0		0			
Nov 27	at San Diego*	P	0	0	0.0	—	0		0		0			
Dec 4	at Minnesota*	P	4	144	36.0	42	2		0		12			
Dec 11	vs. Chicago*	S	7	78	11.1	16	1		0		6			
Dec 18	vs. New England	S	7	116	16.6	39	0		0		0			
Dec 24	at Buffalo	S	4	76	19.0	47	0		0		0			
Jan 1	vs. Kansas City	P	3	34	11.3	17	0		0		0			
Regular Season Totals		11/5	32	551	17.2	47	4		0		24			
Jan 8	vs. Pittsburgh*§	S	4	204	51.0	80†	1		0		6			
Jan 14	at New England†	S	6	93	15.5	41	0		0		0			
Postseason Totals		2/2	10	297	29.7	80†	1		0		6			

§AFC Wild Card Game; †AFC Divisional Playoff Game

§AFC Wild Card Game; †AFC Divisional Playoff Game

2012 DENVER (13-3)			RECEIVING						SCORING	
Date	Opponent	P/S	No.	Yds.	Avg.	LG	TD		2pt.	Pts.
Sep 9	vs. Pittsburgh*	S	5	110	22.0	71t	1		0	6
Sep 17	at Atlanta	S	8	78	9.8	17t	1		0	6
Sep 23	vs. Houston	S	3	34	11.3	23	0		0	0
Sep 30	vs. Oakland*	S	5	103	20.6	40	0		0	0
Oct 7	at New England	S	9	180	20.0	38	0		0	0
Oct 15	at San Diego*	S	2	37	18.5	29t	1		0	6
Oct 28	vs. New Orleans*	S	7	137	19.6	41	1		0	6
Nov 4	at Cincinnati*	S	6	77	12.8	45	0		0	0
Nov 11	at Carolina*	S	9	135	15.0	46	0		0	0
Nov 18	vs. San Diego*	S	3	42	14.0	17	1		0	6
Nov 25	at Kansas City*	S	4	82	20.5	30t	1		0	6
Dec 2	vs. Tampa Bay*	S	8	99	12.4	28	2		0	12
Dec 6	at Oakland*	S	5	83	16.6	22	0		0	0
Dec 16	at Baltimore*	S	4	13	3.3	5	0		0	0
Dec 23	vs. Cleveland*	S	9	102	11.3	23	1		0	6
Dec 30	vs. Kansas City*	S	7	122	17.4	36	1		0	6
Regular Season Totals			16/16	94	1,434	15.3	71t	10	0	60
Jan 12	vs. Baltimore †	S	3	37	12.3	17t	1		0	6
Postseason Totals			1/1	3	37	12.3	17t	1	0	6

†AFC Divisional Playoff Game

2013 DENVER (13-3)			RECEIVING						SCORING	
Date	Opponent	P/S	No.	Yds.	Avg.	LG	TD		2pt.	Pts.
Sep 5	vs. Baltimore*	S	5	161	32.2	78t	2		0	12
Sep 15	at N.Y. Giants	S	5	52	10.4	18	0		0	0
Sep 23	vs. Oakland*	S	10	94	9.4	22	0		0	0
Sep 29	vs. Philadelphia*	S	9	86	9.6	15t	2		0	12
Oct 6	at Dallas*	S	5	57	11.4	26	0		0	0
Oct 13	vs. Jacksonville*	S	3	78	26.0	42	0		0	0
Oct 20	at Indianapolis*	S	4	82	20.5	31t	1		0	6
Oct 27	vs. Washington*	S	7	75	10.7	35t	1		0	6
Nov 10	at San Diego*	S	7	108	15.4	34t	3		0	18
Nov 17	vs. Kansas City*	S	5	121	24.2	70	0		0	0
Nov 24	at New England	S	4	41	10.3	15	1		0	6
Dec 1	at Kansas City*	S	3	106	35.3	77	0		0	0
Dec 8	vs. Tennessee*	S	7	88	12.6	38	1		0	6
Dec 12	vs. San Diego	S	4	45	11.3	21	0		0	0
Dec 22	vs. Houston*	S	8	123	15.4	36t	1		0	6
Dec 29	at Oakland*	S	6	113	18.8	63t	2		0	12
Regular Season Totals			16/16	92	1,430	15.5	78t	14	0	84
Jan 12	vs. San Diego*†	S	8	54	6.8	9	1		0	6
Jan 19	vs. New England*#	S	7	134	19.1	30	1		0	6
Feb 2	vs. Seattle\$	S	13	118	9.1	23	1		0	6
Postseason Totals			3/3	28	306	10.9	30	3	0	18

†AFC Divisional Playoff Game; #AFC Championship Game; \$Super Bowl XLVIII

2014 DENVER (12-4)			RECEIVING						SCORING	
Date	Opponent	P/S	No.	Yds.	Avg.	LG	TD		2pt.	Pts.
Sep 7	vs. Indianapolis*	S	4	48	12.0	26	0		0	0
Sep 14	vs. Kansas City*	S	5	62	12.4	21	1		0	6
Sep 21	at Seattle	S	4	31	7.8	12	0		2	0
Oct 5	vs. Arizona*	S	8	226	28.3	86t	2		0	12
Oct 12	at N.Y. Jets*	S	10	124	12.4	54	1		0	6
Oct 19	vs. San Francisco*	S	8	171	21.4	49	2		0	12
Oct 23	vs. San Diego*	S	8	105	13.1	23	0		0	0
Nov 2	at New England	S	7	127	18.1	41	0		0	0
Nov 9	at Oakland*	S	11	108	9.8	21	0		0	0
Nov 16	at St. Louis	S	7	103	14.7	23	0		0	0
Nov 23	vs. Miami*	S	10	87	8.7	21	3		0	18
Nov 30	at Kansas City*	S	6	63	10.5	23t	1		0	6
Dec 7	vs. Buffalo*	S	2	11	5.5	6	0		0	0
Dec 14	at San Diego*	S	6	123	20.5	36	1		0	6
Dec 22	at Cincinnati	S	7	115	16.4	46	0		0	0
Dec 28	vs. Oakland*	S	8	115	14.4	27	0		0	0
Regular Season Totals			16/16	111	1,619	14.6	86t	11	2	66
Jan 11	vs. Indianapolis†	S	5	59	11.8	24	1		0	6
Postseason Totals			1/1	5	59	11.8	24	1	0	6

†AFC Divisional Playoff Game

2015 DENVER (12-4)			RECEIVING					SCORING	
Date	Opponent	P/S	No.	Yds.	Avg.	LG	TD	2pt.	Pts.
Sept 13	vs. Baltimore*	S	7	60	8.6	11	0	0	0
Sept 17	at Kansas City*	S	8	116	14.5	22	0	0	0
Sept 27	at Detroit*	S	9	92	10.2	45t	1	0	6
Oct 4	vs. Minnesota*	S	9	93	10.3	30	0	0	0
Oct 11	at Oakland*	S	5	55	11.0	17	0	0	0
Oct 18	at Cleveland*	S	10	111	11.1	20	0	0	0
Nov 1	vs. Green Bay*	S	8	168	21.0	47	0	0	0
Nov 8	at Indianapolis	S	5	50	10.0	17	0	0	0
Nov 15	vs. Kansas City	S	7	71	10.1	17	0	0	0
Nov 22	at Chicago*	S	3	59	19.7	48t	1	0	6
Nov 29	vs. New England*	S	1	36	36.0	36	0	0	0
Dec 6	at San Diego*	S	6	61	10.2	21	1	0	6
Dec 13	vs. Oakland	S	10	95	9.5	17	0	0	0
Dec 20	at Pittsburgh	S	5	61	12.2	18	2	0	12
Dec 28	vs. Cincinnati*	S	7	59	8.4	13	0	0	0
Jan 3	vs. San Diego*	S	5	117	23.4	72t	1	0	6
Season Totals			16/16	105	1,304	12.4	72t	6	36
Jan 17	vs. Pittsburgh*†	S	4	40	10.0	15	0	1	2
Jan 24	vs. New England*#	S	2	12	6.0	7	0	0	0
Feb 7	vs. Carolina*\$	S	1	8	8.0	8	0	0	0
Postseason Totals			3/3	7	60	8.6	15	0	2
†AFC Divisional Playoff Game; #AFC Championship Game; \$Super Bowl 50									
2016 DENVER (9-7)			RECEIVING					SCORING	
Date	Opponent	P/S	No.	Yds.	Avg.	LG	TD	2pt.	Pts.
Sep 8	vs. Carolina*	S	4	48	12.0	23	0	0	0
Sep 18	vs. Indianapolis*	S	5	90	18.0	44	0	1	2
Sep 25	at Cincinnati*	S	6	100	16.7	55t	1	0	6
Oct 2	at Tampa Bay*	S	6	94	15.7	31	1	0	6
Oct 9	vs. Atlanta	S	5	49	9.8	14	1	0	6
Oct 13	at San Diego	S	5	35	7.0	11	0	0	0
Oct 24	vs. Houston*	S	6	40	6.7	11	1	0	6
Oct 30	vs. San Diego*	S	5	79	15.8	40	0	0	0
Nov 6	at Oakland	S	5	56	11.2	23	0	0	0
Nov 13	at New Orleans*	S	8	87	10.9	18	1	0	6
Nov 27	vs. Kansas City	S	5	60	12.0	24	0	0	0
Dec 4	at Jacksonville*	S	6	61	10.2	18	0	0	0
Dec 11	at Tennessee	S	10	126	12.6	34	0	0	0
Dec 18	vs. New England	S	7	91	13.0	23	0	0	0
Dec 25	at Kansas City	S	3	20	6.7	9	0	0	0
Jan 1	vs. Oakland*	S	4	47	11.8	26	0	0	0
Season Totals			16/16	90	1,083	12.0	55t	5	32
2017 DENVER (5-11)			RECEIVING					SCORING	
Date	Opponent	P/S	No.	Yds.	Avg.	LG	TD	2pt.	Pts.
Sep 11	vs. L.A. Chargers*	S	5	67	13.4	29	0	0	0
Sep 17	vs. Dallas*	S	6	71	11.8	27	0	0	0
Sep 24	at Buffalo	S	6	98	16.3	20	0	0	0
Oct 1	vs. Oakland*	S	1	11	11.0	11	0	0	0
Oct 15	vs. N.Y. Giants	S	10	133	13.3	40	0	0	0
Oct 22	at L.A. Chargers	S	2	9	4.5	13	0	0	0
Oct 30	at Kansas City	S	5	66	13.2	22	0	0	0
Nov 5	at Philadelphia	S	7	80	8.8	14	1	0	6
Nov 12	vs. New England	S	5	44	8.8	27	1	0	6
Nov 19	vs. Cincinnati	S	5	64	12.8	17t	1	0	6
Nov 26	at Oakland	S	5	18	3.6	6	0	0	0
Dec 3	at Miami	S	2	27	13.5	20	0	0	0
Dec 10	vs. N.Y. Jets*	S	8	93	11.6	25	1	0	6
Dec 14	at Indianapolis*	S	5	69	13.8	23	0	0	0
Dec 24	at Washington	S	4	52	13.0	24	0	0	0
Dec 31	vs. Kansas City	S	6	57	9.5	19	1	0	6
Season Totals			16/16	83	949	11.4	40	5	30

DID YOU KNOW?

The Denver Broncos own the most overtime wins in professional football history (28) with their .604 win percentage (28-18-2) ranking second all-time since the system was instituted in 1974.



DYMONTE THOMAS

35

SAFETY



6-2 • 199 • 2ND YR. • MICHIGAN

BORN: Nov. 30, 1993, in Alliance, Ohio

HIGH SCHOOL: Marlinton High School, Alliance, Ohio

ACQUIRED: College Free Agent, 2017

NFL YEAR: 2nd • YEAR WITH BRONCOS: 2nd

NFL GAMES PLAYED/STARTED: 3/0

THOMAS AT A GLANCE:

- A second-year safety who played three games as a rookie with Denver in addition to competing on the team's practice squad in 2017.
- Appeared in 47 games (21 starts) at the University of Michigan, registering 128 tackles (81 solo), one interception (4 yds.), 18 passes defended, one forced fumble and one fumble recovery.
- Entered the NFL as a college free agent with Denver on May 12, 2017.

CAREER TRANSACTIONS: Signed by Denver as a college free agent 5/12/17; Waived by Denver 9/2/17; Signed by Denver (practice squad) 9/3/17; Signed by Denver (active roster) 12/14/17.



2017: Thomas, who entered the NFL with Denver as a college free agent on May 12, played three games and made seven tackles (3 solo)... Spent the first 13 games of the season on Denver's practice squad before being promoted to the active roster on Dec. 14... Made his NFL debut on defense and special teams at Ind. (12/14)... Saw significant playing time vs. K.C. (12/31), tying for the team lead with five tackles (3 solo) in addition to recording one special-teams stop.

COLLEGE: Thomas appeared in 47 games (21 starts) at Michigan, registering 128 tackles (81 solo), one interception (4 yds.), 18 passes defended, one forced fumble and one fumble recovery... Started all 13 games as a senior, posting 70 tackles (40 solo), one interception (4 yds.), 11 passes defended and one fumble recovery... Played 10 games (4 starts) in 2015, tallying 24 tackles (17 solo) and seven passes defended.

PERSONAL: Thomas attended Marlinton High School in Alliance, Ohio, where he registered 70 tackles, one interception and one fumble recovery in addition to rushing for 1,270 yards and 18 touchdowns on 175 carries as a senior... Contributed 102 tackles and one interception on defense and rushed for 875 yards and 13 touchdowns on offense as a junior... Dymonte (dih-MON-tay) Thomas was born on Nov. 30, 1993, in Alliance, Ohio.

THOMAS' REGULAR SEASON RECORD

Year	Club	G	S	UT	A	TT	S-Yds.	I-Yds.	PD	FF	FR	TD-Int.	TD-FR	S	Pts.
2017	Denver	3	0	3	4	7	0-0	0-0	0	0	0	0	0	0	0
CAREER TOTALS		3	0	3	4	7	0-0	0-0	0	0	0	0	0	0	0

ADDITIONAL STATISTICS: Special-teams tackles — 2017 (1), TOTAL (1).


DYMONTE THOMAS' CAREER GAME-BY-GAME

(Victories asterisked)

2017 DENVER (5-11)		TACKLES									
Date	Opponent	P/S	UT	A	TT	S-Yds.	I-Yds.	PD	FF	FR	
Games 1-13											
Dec 14	at Indianapolis*	P	0	0	0	0-0	0-0	0	0	0	
Dec 24	at Washington	P	0	2	2	0-0	0-0	0	0	0	
Dec 31	vs. Kansas City	P	3	2	5	0-0	0-0	0	0	0	
Season Totals		3/0	3	4	7	0-0	0-0	0	0	0	

BRONCOS IN THE AMERICAN BOWL

The Broncos have participated in the American Bowl seven times in their history and own a 3-4 record in those preseason contests. Denver played in the American Bowl in 1987 (London, England), 1990 (Tokyo, Japan), 1992 (Berlin, Germany), 1994 (Barcelona, Spain), 1995 (Tokyo, Japan), 1997 (Mexico City, Mexico) and 1999 (Sydney, Australia).



AUSTIN TRAYLOR

86

TIGHT END

6-3 • 255 • 2ND YR. • WISCONSIN

BORN: Sept. 3, 1993, in Columbus, Ohio

HIGH SCHOOL: Walnut Ridge High School, Columbus, Ohio

ACQUIRED: Practice Squad Signee (2016)

NFL YEAR: 2nd • YEAR WITH BRONCOS: 2nd

NFL GAMES PLAYED/STARTED: 7/3



TRAYLOR AT A GLANCE:

- A second-year tight end who appeared in seven games (3 starts) with Denver in 2017 after spending his rookie season in 2016 competing on practice squads with Dallas, Denver, San Diego, New England and Baltimore.
- Started 18-of-38 games played at the University Wisconsin, catching 17 passes for 234 yards (13.8 avg.) with four touchdowns.
- Joined the Broncos as a practice squad signee on Dec. 20, 2016.
- Entered the NFL as a college free agent with Dallas on May 17, 2016.

CAREER TRANSACTIONS: Signed by Dallas as a college free agent 5/17/16; Waived by Dallas 9/3/16; Signed by Dallas (practice squad) 9/4/16; Waived by Dallas 9/14/16; Signed by San Diego (practice squad) 9/20/16; waived by San Diego 10/4/16; Signed by New England (practice squad) 11/1/16; Waived by New England 11/12/16; Signed by Baltimore (practice squad) 11/15/16; Waived by Baltimore 11/19/16; Signed by Denver (practice squad) 12/20/16; Waived by Denver 9/2/17; Signed by Denver (practice squad) 9/3/17; Signed by Denver (active roster) 11/18/17.



2017: Traylor played seven games (3 starts) for Denver and caught eight passes for 100 yards (12.5 avg.)... Spent the first 10 weeks of the season on Denver's practice squad before being promoted to the active roster on Nov. 18... Caught four passes for 36 yards (9.0 avg.) in his NFL debut and first career start vs. Cin. (11/19)... Made one catch for 36 yards at Oak. (11/26).

2016: Traylor, who entered the NFL as a college free agent with Dallas on May 17, 2016, competed on practice squads with Dallas, San Diego, New England, Baltimore and Denver.

COLLEGE: Traylor started 18-of-38 games played at the University of Wisconsin, catching 17 passes for 234 yards (13.8 avg.) with four touchdowns... Opened all eight games played as a redshirt senior, catching 14 passes for 210 yards (15.0 avg.) with four touchdowns... Helped block for the nation's third-ranked rushing offense (320.1 ypg) as a junior... Played 16 games between his freshman and sophomore seasons, contributing as a blocking tight end and on special teams.

PERSONAL: Traylor attended Walnut Ridge High School in Columbus, Ohio, where he played tight end and defensive end... Totaled 639 receiving yards and four touchdowns on offense to go along with 99 tackles and 10 sacks on defense as a senior... Lettered four times in basketball, winning the Columbus County Slam Dunk Contest... Graduated in May 2015 with a degree in retailing and consumer behavior... Austin Traylor was born on Sept. 3, 1993, in Columbus, Ohio.

TRAYLOR'S REGULAR SEASON RECORD

		RECEIVING							SCORING						
Year	Club	G	S	No.	Yds.	Avg.	LG	TD	TD	TDr	TDp	TDrt	2pt	Pts.	
2017	Denver	7	3	8	100	12.5	34	0	0	0	0	0	0	0	0
CAREER TOTALS		7	3	8	100	12.5	34	0	0	0	0	0	0	0	0

ADDITIONAL STATISTICS: Miscellaneous tackles — 2017 (1), TOTAL (1).

AUSTIN TRAYLOR'S CAREER GAME-BY-GAME

(Victories asterisked)

2017 DENVER (5-11)		RECEIVING							SCORING	
Date	Opponent	P/S	No.	Yds.	Avg.	LG	TD		2pt.	Pts.
Games 1-9										
PRACTICE SQUAD										
Nov 19	vs. Cincinnati	S	4	36	9.0	13	0		0	0
Nov 26	at Oakland	P	1	34	34.0	34	0		0	0
Dec 3	at Miami	P	2	16	8.0	10	0		0	0
Dec 10	vs. N.Y. Jets*	S	0	0	—	—	0		0	0
Dec 14	at Indianapolis*	S	0	0	—	—	0		0	0
Dec 24	at Washington	P	1	14	14.0	14	0		0	0
Dec 31	vs. Kansas City	P	0	0	—	—	0		0	0
Season Totals			7/3	8	100	12.5	36	0	0	0



BILLY TURNER

77

GUARD / TACKLE

6-5 • 310 • 5th Yr. • NORTH DAKOTA STATE

BORN: Oct. 17, 1991, in Shoreview, Minn.

HIGH SCHOOL: Mounds View High School, Arden Hills, Minn.

ACQUIRED: Waivers (Baltimore), 2016

NFL YEAR: 5th • YEAR WITH BRONCOS: 3rd

NFL GAMES PLAYED/STARTED: 24/14



TURNER AT A GLANCE:

- A fifth-year offensive lineman who appeared in 24 games (14 starts) with Miami (2014-16), Baltimore (2016) and Denver (2016-17) during his first four NFL seasons.
- Appeared in one game with Denver in 2017 before suffering a season-ending hand injury.
- Played three games for the Broncos and another five contests (2 starts) for Miami in 2016.
- Was a member of three FCS National Championship teams at North Dakota State University, starting 56-of-57 games played and earning FCS All-America honors as a junior and senior.
- Claimed by the Broncos via waivers from Baltimore on Oct. 17, 2016.
- Selected by the Dolphins in the third round (67th overall) of the 2016 NFL Draft.

CAREER TRANSACTIONS: Signed by Miami as a draft choice 7/23/14; Waived by Miami 10/11/16; Claimed off waivers by Baltimore 10/12/16; Waived by Baltimore 10/15/16; Claimed off waivers by Denver 10/17/16.



2017: Turner played one game for the Broncos before suffering a season-ending hand injury... Made his season debut vs. NYG (10/15).

2016: Turner played eight games (2 starts) with Denver and Miami and spent one week on Baltimore's active roster... Appeared in five games (1 start at LG; 1 start at LT) with Miami before being waived on Oct. 11... Claimed off waivers by Baltimore before being waived on Oct. 15... Claimed off waivers by Denver on Oct. 17... Made his Broncos debut vs. N.E. (12/18)... Saw action on offense at K.C. (12/25) and vs. Oak. (1/1).

2015: Turner started 12 consecutive games (Week 6-17) at right guard for Miami... Made his first NFL start at Ten. (10/18)... Was a gameday inactive from Weeks 2-5.

2014: Selected by the Dolphins in the third round (67th overall) of the 2014 NFL Draft, Turner appeared in the final two games of his rookie season... Made his NFL debut vs. Min. (12/21)... Was a gameday inactive for the first 14 games of the season.

COLLEGE: Turner started 56-of-57 games played at North Dakota State University... Was a member of three FCS national championship teams and was named an FCS All-American and All-Missouri Valley Conference first team choice as a junior and senior... Opened 44 consecutive games at left tackle after starting his first 12 collegiate games at right tackle.

PERSONAL: Turner attended Mounds View High School in Arden Hills, Minn., where he was an all-state lineman... Appeared his high school to a 26-8 record and three state playoff appearances... His father, Maurice Turner, played four seasons with Minnesota (1984-85), Green Bay (1985) and the N.Y. Jets (1987)... His brother, Bryan Kehl, played six seasons with the N.Y. Giants (2008-10), St. Louis (2010-11), Kansas City (2012) and Washington (2012-13)... Turner was born on Oct. 17, 1991, in Shoreview, Minn.

TURNER'S REGULAR SEASON RECORD

Year	Club	G	S
2014	Miami	2	0
2015	Miami	13	12
2016	Mia./Den.	8	2
2017	Denver	1	0
CAREER TOTALS		24	14

DID YOU KNOW?

Denver is one of just four teams to record three 90+ win decades since 1960 and the only organization to do so in each of the last three decades.



JARED VELDHEER

66

TACKLE



6-8 • 321 • 9TH YR. • HILLSDALE COLLEGE

BORN: June 14, 1987, in Grand Rapids, Mich.

HIGH SCHOOL: Forest Hills High School, Grand Rapids, Mich.

ACQUIRED: Trade (Arizona), 2018

NFL YEAR: 9th • **YEAR WITH BRONCOS:** 1st

NFL GAMES PLAYED/STARTED: 106/101 • **POSTSEASON GP/GS:** 3/3

VELDHEER AT A GLANCE:

- A ninth-year tackle who started 101-of-106 regular-season games played and three postseason contests during his first eight NFL seasons with Arizona (2014-17) and Oakland (2010-13).
- Opened 101 games along the offensive line (91 at LT; 9 at RT; 1 at C) and allowed just 28 sacks in his career according to STATS LLC.
- Started all 13 games played (9 at RT; 4 at LT) with Arizona in 2017 before suffering a season-ending ankle injury.
- Helped pave the way for an Arizona offense that ranked first in the NFL (408.3 ypg) in 2015 while starting 16 games at left tackle for the fourth time in his career.
- Appeared in 53 games (48 starts) during his first four NFL seasons with Oakland (2010-13) before signing with the Cardinals as an unrestricted free agent.
- Became the first Hillsdale College player selected in the NFL Draft in 30 years after starting 46 games at left tackle during his collegiate career.
- Acquired in a trade with Arizona on March 23, 2018.
- Selected by the Raiders in the third round (69th overall) of the 2010 NFL Draft.

CAREER TRANSACTIONS: Signed by Oakland as a draft choice 7/0/10; Signed by Arizona as an unrestricted free agent 3/12/14; Traded to Denver 3/23/18.



2017: Veldheer started all 13 games played (9 at RT; 4 at LT) with Arizona before being placed on injured reserve with an ankle injury on Dec. 12... Saw extensive action at right tackle for the first time in his career during the first nine games of the season... Opened the final four games he played at left tackle.

2016: Veldheer opened the first eight games of the season at left tackle before being placed on injured reserve with a triceps injury.

2015: Veldheer, who was selected by his teammates as a team captain prior to the start of the year, started all 16 games at left tackle for the second consecutive season and fourth time in his career... Credited with allowing only 4.5 sacks according to STATS LLC... Helped Arizona finish the season as the NFL's top-ranked offense (408.3 ypg) while allowing the fourth-fewest sacks allowed in the league (27)... Assisted the Cardinals' eighth-ranked rushing attack (1,917 yds. / 119.8 ypg)... Opened the NFC Divisional Game vs. G.B. (1/16) and the NFC Championship Game at Car. (1/24) at left tackle.

2014: Veldheer, who signed with Arizona as an unrestricted free agent, started all 16 regular-season games and one postseason contest at left tackle... Produced one of his best seasons in his career, allowing only two sacks... Contributed to an offensive line that tied for sixth in the league in fewest sacks allowed (28)... Made his postseason debut in Arizona's Wild Card Game at Car. (1/3).

2013: Veldheer started all five games played at left tackle for the Raiders after spending the first part of the season on injured reserve (designated to return)... Made his season-debut in Week 13 at Dal. (11/28)... Opened the final five games of the season and did not allow a sack.

2012: Veldheer started all 16 games at left tackle for the Raiders for the second consecutive season, extending his games started streak to 42... Led the team with 1,078 snaps played... Matched his 2011 sacks allowed total (4), contributing to an offensive line that ranked fifth in the league in sacks allowed (27).

2011: Veldheer opened all 16 games at left tackle for the Raiders... Allowed four sacks on the season according to STATS LLC, contributing to an Oakland offense that ranked third in the NFL in fewest sacks allowed (25).

2010: Selected by Oakland in the third round (69th overall) of the 2010 NFL Draft, Veldheer played all 16 games (11 starts) as a rookie... Made his NFL debut when he started center at Ten. (9/12)... Earned his first start at left tackle at Den. (10/24)... Proceeded to start the final nine games of the season at left tackle... Named to the NFL All-Rookie Team by *The Sporting News* after helping the Raiders offense set a franchise record by averaging 4.9 yards per rushing attempt... Helped Oakland produce three games with 500 yards of total offense.

COLLEGE: Veldheer started 46 games at left tackle at Division II Hillsdale College in Michigan... Became the first player drafted from Hillsdale in 30 years... Selected to the All-Great Lakes Intercollegiate Athletic Conference

First Team three times... Blocked for a 1,000-yard rusher in each of his four seasons... Was the Super Region III's top vote-getter in the balloting for the Gene Upshaw Award, given to the top small-college lineman.

PERSONAL: Veldheer attended Forest Hills High School in Grand Rapids, Mich., where he was an all-conference selection as a senior... Also lettered twice in basketball... Jared Veldheer (pronounced vel-DEER) was born on June 14, 1987, in Grand Rapids, Mich.


VELDHEER'S REGULAR SEASON RECORD

Year	Club	G	S
2010	Oakland	16	11
2011	Oakland	16	16
2012	Oakland	16	16
2013	Oakland	5	5
2014	Arizona	16	16
2015	Arizona	16	16
2016	Arizona	8	8
2017	Arizona	13	13
CAREER TOTALS		106	101

ADDITIONAL STATISTICS: Miscellaneous tackles — 2010 (4), 2011 (3), 2012 (1), 2013 (1), 2017 (2), TOTAL (11). Miscellaneous FR — 2010 (1), 2014 (1), TOTAL (2).

VELDHEER'S POSTSEASON SEASON RECORD

Year	Club	G	S
2014	Arizona	1	1
2015	Arizona	2	2
CAREER TOTALS		3	3



DEMARCUS WALKER

57

DEFENSIVE END

6-4 • 280 • 2ND YR. • FLORIDA STATE

BORN: Sept. 30, 1994, in Jacksonville, Fla.

HIGH SCHOOL: Sandalwood High School, Jacksonville, Fla.

ACQUIRED: Draft #2 (51st overall), 2017

NFL YEAR: 2nd • **YEAR WITH BRONCOS:** 2nd

NFL GAMES PLAYED/STARTED: 10/0



WALKER AT A GLANCE:

- A second-year defensive end who played 10 games with Denver as a rookie in 2017, recording seven tackles and one sack (7 yds.).
- Started 40-of-52 games played as a defensive lineman at Florida State University, totaling 164 tackles (90 solo), 28.5 sacks (189 yds.), eight passes defended, eight forced fumbles and two fumble recoveries.
- Finished his collegiate career ranked third in FSU history with 28.5 sacks and posted the third-highest single-season sack total (16.0-118) in Seminoles history as a senior.
- Named a consensus All-American, ACC Defensive Player of the Year, Hendrick's Award finalist and Lombardi Award semifinalist following his senior season in 2016.
- Selected by the Broncos in the second round (51st overall) of the 2017 NFL Draft.

CAREER TRANSACTIONS: Signed by Denver as a draft choice 5/15/17.



2017: Selected by Denver in the second round (51st overall) of the 2017 NFL Draft, Walker played 10 games, collecting seven solo tackles and one sack (7 yds.)... Made his NFL debut at LAC (9/11)... Sacked Patrick Mahomes and added three tackles vs. K.C. (12/31).

COLLEGE: Walker was named a consensus All-American, the Atlantic Coast Conference Defensive Player of the Year, a Hendrick's Award finalist and a Lombardi Award semifinalist following his senior season at Florida State University... Posted the third-highest single-season sack total in school history and second-highest total in the NCAA (16.0-118) while opening all 13 games for the second consecutive season... Added 68 tackles (46 solo), two passes defended, three forced fumbles and two fumble recoveries... Registered multiple sacks on five occasions... Opened all 13 games as a junior, totaling 58 tackles (26 solo), 10.5 sacks (58 yds.), six passes defended and four forced fumbles.

PERSONAL: Walker played defensive line at Sandalwood High School in Jacksonville, Fla., where he was named all-state by the *Associated Press* and All-Area by the *Florida Times Union*... Rated as a consensus five-star prospect during recruitment... Majored in social science at Florida State... DeMarcus Walker was born on Sept. 30, 1994, in Jacksonville, Fla.

WALKER'S REGULAR SEASON RECORD

Year	Club	G	S	UT	A	TT	S-Yds.	I-Yds.	PD	FF	FR	TD-Int.	TD-FR	S	Pts.
2017	Denver	10	0	7	0	7	1-7	0-0	0	0	0	0	0	0	0
CAREER TOTALS		10	0	7	0	7	1-7	0-0	0	0	0	0	0	0	0

DEMARCUS WALKER'S CAREER GAME-BY-GAME

(Victories asterisked)

2017 DENVER (5-11)			TACKLES								
Date	Opponent	P/S	UT	A	TT	S-Yds.	I-Yds.	PD	FF	FR	
Sep 11	vs. L.A. Chargers*	P	0	0	0	0-0	0-0	0	0	0	
Sep 17	vs. Dallas*	P	0	0	0	0-0	0-0	0	0	0	
Sep 24	at Buffalo	P	0	0	0	0-0	0-0	0	0	0	
Oct 1	vs. Oakland*	P	0	0	0	0-0	0-0	0	0	0	
Oct 15	vs. N.Y. Giants	P	1	0	1	0-0	0-0	0	0	0	
Oct 22	at LA Chargers	P	1	0	1	0-0	0-0	0	0	0	
Games 7-11											
Dec 3	at Miami	P	1	0	1	0-0	0-0	0	0	0	
Dec 10	vs. N.Y. Jets	P	1	0	1	0-0	0-0	0	0	0	
Dec 14	at Indianapolis*	INACTIVE									
Dec 24	at Washington	P	0	0	0	0-0	0-0	0	0	0	
Dec 31	vs. Kansas City	P	3	0	3	1-7	0-0	0	0	0	
Season Totals		10/0	7	0	7	1-7	0-0	0	0	0	



MENELIK WATSON

75

GUARD / TACKLE

6-5 • 315 • 6TH YR. • FLORIDA STATE

BORN: Dec. 22, 1988, in Manchester, England

HIGH SCHOOL: Burnage High School, Manchester, England

ACQUIRED: Unrestricted Free Agent (Oakland), 2017

NFL YEAR: 6th • **YEAR WITH BRONCOS:** 2nd

NFL GAMES PLAYED/STARTED: 34/24 • **POSTSEASON GP/GS:** 1/1



WATSON AT A GLANCE:

- A sixth-year offensive lineman who started 24-of-34 regular-season games and one postseason contest for Oakland (2013-16) and Denver (2017) during his first five NFL seasons.
- Opened all seven games played in his first season with Denver in 2017 before suffering a season-ending foot injury.
- Started 5-of-10 games played for Oakland in 2016, allowing just one sack according to STATS LLC.
- Appeared in a career-high 12 games (9 starts) for Oakland in 2014 and saw action in five games (3 starts) for the Raiders as a rookie in 2013.
- Played one season at Florida State University in 2011, earning honorable mention All-Atlantic Coast Conference recognition.
- Began his collegiate career playing basketball at Marist College (2009-10) before transferring to Saddleback Junior College in 2011 and competing in football for the first time in his career.
- Joined the Broncos as an unrestricted free agent (Oakland) on March 10, 2017.
- Selected by the Raiders in the second round (42nd overall) of the 2013 NFL Draft.

CAREER TRANSACTIONS: Signed by Oakland as a draft choice 7/25/13; Signed by Denver as an unrestricted free agent 3/10/17.



2017: Watson opened all seven games played at right tackle before being placed on injured reserve with a foot injury on Nov. 8... Started at right tackle in his Broncos debut vs. LAC (9/11).

2016: Watson started 5-of-10 games played for Oakland, allowing just one sack according to STATS LLC... Saw action at right tackle and as a sixth offensive lineman during the season before opening the team's AFC Wild Card Game at Hou. (1/7) at left tackle... Helped Oakland's offense rank sixth in total offense (373.3 ypg) and seventh in scoring (26.0 ppg).

2015: Watson missed the entire 2015 season with a torn Achilles.

2014: Watson opened 9-of-12 games played for Oakland, appearing in the club's first 12 contests before missing the rest of the season with a foot injury... Started eight consecutive games at right tackle before suffering his season-ending injury.

2013: Selected by Oakland in the second round (42nd overall) of the 2013 NFL Draft, Watson saw action in five games (3 starts)... Made his NFL debut vs. Phi. (11/3), helping Oakland gain 560 yards of offense... Logged his first NFL start at right tackle at NYG (11/10).

COLLEGE: Watson played one collegiate season at Florida State University (2012) following stops at Saddleback Junior College (2011) in Mission Viejo, Calif., and Marist College (2009-10) in Poughkeepsie, N.Y.... Opened 12-of-13 games for the Seminoles at right tackle, earning honorable mention All-Atlantic Coast Conference recognition... Allowed only one sack and was part of an offensive line that contributed to the most productive offense in school history... Played football for the first time at Saddleback, where he was named to the All-Southern California Football Association Second Team... Played basketball at Marist for two years, averaging 4.7 points and 3.3 rebounds per game as a redshirt freshman.

PERSONAL: Watson prepped at Burnage High School in Manchester, England, where he played basketball and soccer... Attended the famed Canaria Basketball Academy in Gran Canaria, Las Palmas, Spain, while also playing for the Orellana traveling basketball team for two years following high school... Menelik (pronounce MEN-ah-lick) Watson was born on Dec. 22, 1988, in Manchester, England.

WATSON'S REGULAR SEASON RECORD

Year	Club	G	S
2013	Oakland	5	3
2014	Oakland	12	9
2015	Oakland	INJURED RESERVE	
2016	Oakland	10	5
2017	Denver	7	7
CAREER TOTALS		34	24

ADDITIONAL STATISTICS: Miscellaneous tackles — 2017 (2), TOTAL (2).

WATSON'S POSTSEASON SEASON RECORD

Year	Club	G	S
2016	Oakland	1	1
CAREER TOTALS		1	1



ELIJAH WILKINSON

68

TACKLE

6-6 • 329 • 2ND YR. • MASSACHUSETTS

BORN: Feb. 10, 1995, in Downingtown, Pa.

HIGH SCHOOL: Downingtown (Pa.) High School

ACQUIRED: College Free Agent, 2017

NFL YEAR: 2nd • YEAR WITH BRONCOS: 2nd

NFL GAMES PLAYED/STARTED: 9/0



WILKINSON AT A GLANCE:

- A second-year offensive tackle who appeared in nine games as a rookie with Denver in 2017 while also spending time competing on the club's practice squad.
- Appeared in 37 games (33 starts) for the University of Massachusetts at right tackle.
- Entered the NFL with Denver as a college free agent on May 12, 2017.

CAREER TRANSACTIONS: Signed by Denver as a college free agent 5/12/17; Waived by Denver 9/2/17; Signed by Denver (practice squad) 9/3/17; Signed by Denver (active roster) 10/21/17.



2017: Wilkinson, who entered the NFL as a college free agent with Denver on May 12, played nine games as a rookie... Competed on Denver's practice squad for the first six weeks of the season before being signed to the active roster on Oct. 21... Was active but did not play at LAC (10/22)... Played two snaps at right tackle vs. N.E. (11/12).

COLLEGE: Wilkinson appeared in 37 games (33 starts) for the University of Massachusetts at right tackle... Started all nine games played in 2016, helping the offense average 356.2 yards per game... Opened all 10 games as a junior, blocking for a passing offense that ranked fourth in the Mid-American Conference (257.5 ypg)... Started 12 games as a sophomore, paving the way for an offense that averaged 27.3 points per game and 421.1 yards per game... Played six games (2 starts) as a freshman, seeing action on both the offensive and defensive lines.

PERSONAL: Wilkinson attended Downingtown (Pa.) West High School, where he was named to the *Philadelphia Inquirer* All-Southeastern Pennsylvania Second Team... Elijah Wilkinson was born on Feb. 10, 1995, in Downingtown, Pa.

WILKINSON'S REGULAR SEASON RECORD

Year	Club	G	S
2017	Denver	9	0
CAREER TOTALS		9	0



DESHAWN WILLIAMS

93

DEFENSIVE END

6-1 • 292 • 3RD YR. • CLEMSON

BORN: Dec. 29, 1992, in Central, S.C.

HIGH SCHOOL: Daniel High School, Central, S.C.

ACQUIRED: Free Agent, 2018

NFL YEAR: 3rd • **YEAR WITH BRONCOS:** 1st

NFL GAMES PLAYED/STARTED: 4/0



WILLIAMS AT A GLANCE:

- A third-year defensive lineman who played four games with Cincinnati in 2016 in addition to spending the 2015 and '17 seasons competing on the Bengals' practice squad.
- Posted two tackles and a half sack while spending the 2016 season on Cincinnati's active roster.
- Appeared in 53 games (17 starts) at Clemson University, totaling 161 tackles, five sacks, four passes defended, one recovered fumble and two blocked kicks.
- Joined the Broncos as a free agent on Jan. 17, 2018.
- Entered the NFL with Cincinnati as a college free agent on May 8, 2015.

CAREER TRANSACTIONS: Signed by Cincinnati as a college free agent 5/8/15; Waived by Cincinnati 9/5/15; Signed by Cincinnati (practice squad) 9/6/15; Waived by Cincinnati 11/26/16; Signed by Cincinnati 11/28/16; Waived by Cincinnati 9/2/17; Signed by Cincinnati (practice squad) 9/3/17; Signed by Denver 1/17/18.



2017: Williams spent the season competing on Cincinnati's practice squad.

2016: Williams played four games with Cincinnati, posting two tackles (1 solo) and 0.5 sacks (1 yd.)... Made his NFL debut vs. Phi. (12/4).

2015: Williams, who entered the NFL as a college free agent with Cincinnati on May 8, spent his rookie season on the club's practice squad.

COLLEGE: Williams started 17-of-53 games played at Clemson University, amassing 161 tackles, five sacks, four passes defended, one fumble recovery and two blocked kicks... Posted 54 tackles and three sacks during his senior season... Amassed 37 tackles and recovered one fumble as a junior... Notched 50 tackles, two sacks, one pass defended and one blocked kick as a sophomore.

PERSONAL: Williams attended Daniel High School in Central, S.C., where he registered 106 tackles, seven sacks, three passes defended and one interception as a senior... DeShawn Williams was born on Dec. 29, 1992, in Central, S.C.

WALKER'S REGULAR SEASON RECORD

Year	Club	G	S	UT	A	TT	S-Yds.	I-Yds.	PD	FF	FR	TD-Int.	TD-FR	S	Pts.
2015	Cincinnati														
2016	Cincinnati	4	0	1	1	2	0.5-1	0-0	0	0	0	0	0	0	0
2017	Cincinnati														
CAREER TOTALS		4	0	1	1	2	0.5-1	0-0	0	0	0	0	0	0	0

DESHAWN WILLIAMS' CAREER GAME-BY-GAME

(Victories asterisked)

2016 CINCINNATI (6-9-1)		TACKLES									
Date	Opponent	P/S	UT	A	TT	S-Yds.	I-Yds.	PD	FF	FR	
Games 1-10		INACTIVE									
		WAIVED BY CINCINNATI NOV. 26 / SIGNED BY CINCINNATI NOV. 28									
Dec 4	vs. Philadelphia*	P	0	1	1	0.5-1	0-0	0	0	0	
Dec 11	at Cleveland*	P	1	0	1	0-0	0-0	0	0	0	
Dec 18	vs. Pittsburgh	P	0	0	0	0-0	0-0	0	0	0	
Dec 24	at Houston	P	0	0	0	0-0	0-0	0	0	0	
Jan 1	vs. Baltimore*	INACTIVE									
Season Totals		4/0	1	1	2	0.5-1	0-0	0	0	0	



DEREK WOLFE

95

DEFENSIVE END



6-5 • 285 • 7th Yr. • CINCINNATI

BORN: Feb. 24, 1990, in Lisbon, Ohio

HIGH SCHOOL: Beaver Local High School, Lisbon, Ohio

ACQUIRED: Draft #2a (36th overall), 2012

NFL YEAR: 7th • **YEAR WITH BRONCOS:** 7th

NFL GAMES PLAYED/STARTED: 80/80 • **POSTSEASON GP/GS:** 5/5

WOLFE AT A GLANCE:

- A seventh-year defensive lineman who started all 80 regular-season games and five post-season contests played during his first six NFL seasons with Denver, totaling 222 tackles (152 solo), 24.5 sacks (159.5 yds.), eight passes defended and one fumble recovery.
- Opened all 11 games played in 2017, finishing with 31 tackles (18 solo) and two sacks (13 yds.) before being placed on injured reserve.
- Totaled a career-best 51 tackles (38 solo) to go along with 5.5 sacks (32.0 yds.) and four passes defended for the Broncos in 2016.
- Notched 49 tackles (35 solo) and 5.5 sacks (38.5 yds.) in 2015, finishing with at least half a sack in nine of his last 10 games (including the postseason).
- Named AFC Defensive Player of the Week after posting seven tackles (4 solo) vs. G.B. (11/1/15).
- Recorded 35 tackles (24 solo), 1.5 sacks (1 yd.), three passes defended and one fumble recovery in addition to one blocked field goal for the Broncos in 2014.
- Opened all 16 contests in 2012 to join Barney Chavous (1973) as the only Broncos defensive linemen in team history to start every game as a rookie.
- Finished fourth on the team with six sacks (41 yds.) during his rookie campaign while participating in the seventh-most defensive snaps (903) on the club.
- Started his final 38 games at the University of Cincinnati, finishing fourth on the Bearcats' all-time list with 19.5 career sacks.
- Named Big East Conference co-Defensive Player of the Year and earned second-team All-American honors as a senior in 2011 after recording 9.5 sacks on the season and ranking first among Football Subdivision defensive tackles with 21.5 tackles for a loss.
- Selected by the Broncos in the second round (36th overall) of the 2012 NFL Draft.

CAREER TRANSACTIONS: Signed by Denver as a draft choice 5/21/12.



2017: Wolfe opened all 11 games played in 2017, finishing with 32 tackles (18 solo) and two sacks (13 yds.) before being placed on injured reserve... Tallied three tackles (2 solo) and one sack (8 yds.) vs. Oak. (10/1)... Sacked Andy Dalton (5 yds.) for one of his three tackles for loss, vs. Cin. (11/19).

2016: Wolfe started all 14 games played and finished with a career-best 51 tackles (38 solo), 5.5 sacks (32.0 yds.) and four passes defended... Notched a career-best 2.5 sacks (16 yds.), six tackles (5 solo) and five quarterback hits at T.B. (10/2)... Returned from injury to post eight tackles (5 solo) and one sack (7 yds.) vs. K.C. (11/27)... Tied for the team lead with six solo tackles at Jac. (12/4)... Made two solo tackles before leaving the game with a neck injury at K.C. (12/25).

2015: Wolfe tallied a career-best 49 tackles (35 solo) and 5.5 sacks (38.5 yds.) while starting all 12 games played in the regular season... Posted 15 tackles (10 solo) and 2.5 sacks (15 yds.) in Denver's three post-season contests... Finished the regular season and postseason with at least half a sack in seven straight contests and in nine of his last 10 games overall... Named AFC Defensive Player of the Week after leading the team with seven tackles (3 solo) vs. G.B. (11/1)... Led the team with a career-best eight tackles (6 solo) and sacked Patriots QB Tom Brady for 4 yards vs. N.E. (11/29)... Took down Steelers QB Ben Roethlisberger (8 yds.) and added four tackles (1 solo) in Denver's AFC Divisional Playoff Game vs. Pit. (1/17)... Posted six solo tackles, one sack (2 yds.) and one pass defended in Denver's AFC Championship Game vs. N.E. (1/24)... Tallied five tackles (3 solo) and 0.5 sacks (5 yds.) in Denver's Super Bowl 50 victory vs. Car. (2/7).

2014: Wolfe started all 16 regular-season games for the second time in his career, totaling 35 tackles (24 solo), 1.5 sacks (1 yd.) and one pass defended... Contributed to a defensive line that allowed just 79.8 rushing yards per game—the lowest single-season figure in team history and second-best mark in the

NFL in 2014... Recorded season highs with five tackles each at NYJ (10/12) and N.E. (11/2)... Blocked his first career field goal at S.D. (12/14).

2013: Wolfe started the first 11 games for Denver, registering 16 tackles (11 solo) and four sacks (34 yds.) before missing six games and being placed on injured reserve (illness) on Jan. 14... Made a pair of tackles behind the line of scrimmage vs. Bal. (9/5)... Recovered his first career fumble and sacked quarterback Robert Griffin III vs. Was. (10/27).

2012: Wolfe opened all 16 regular-season games as well as Denver's postseason contest to join Barney Chavous (1973) as the only defensive linemen in Broncos history to start every game as a rookie... Finished third on the team with six sacks (41 yds.) and added 40 tackles (26 solo) while playing 903 defensive snaps... Became just the sixth Broncos rookie to register a sack in the team's season opener as he dropped quarterback Ben Roethlisberger for a 9-yard loss vs. Pit. (9/9)... Sacked quarterback Brady Quinn for a 5-yard loss in the second quarter vs. K.C. (12/30) to mark his third consecutive game with a quarterback takedown... Made three tackles in Denver's AFC Divisional Playoff Game vs. Bal. (1/12).

COLLEGE: Wolfe played 45 career games at the University of Cincinnati, starting his final 38 contests and totaling 161 tackles (89 solo), 19.5 sacks (126 yds.), two passes defended, three forced fumbles and three fumble recoveries... Finished fourth on the school's all-time sack list... Named Big East Conference co-Defensive Player of the Year and a second-team All-America selection after totaling 70 tackles (37 solo), 9.5 sacks (66 yds.), two forced fumbles and one fumble recovery as a senior... Ranked fifth in the nation with 21.5 tackles for a loss—a total that represented the fourth-most in school history and the most by a Football Bowl Subdivision defensive tackle in 2011... Recorded 48 tackles (29 solo), four sacks (21 yds.) and one pass defended as a junior to earn second-team all-conference honors from *The NFL Draft Report*... Contributed as a 13-game starter as a sophomore, totaling 41 tackles (21 solo), five sacks (32 yds.), one forced fumble and one fumble recovery... Played seven games at defensive tackle as a true freshman after being recruited to the Bearcats as an offensive tackle... Recognized as the All-American Strength and Conditioning Athlete of the Year by the National Strength and Conditioning Association (NSCA) in April 2011.

PERSONAL: Wolfe lettered three times as a defensive end, outside linebacker, tight end and offensive tackle at Beaver Local High School in Lisbon, Ohio, where he finished his prep career with 205 tackles... Collected 78 tackles and seven sacks as a senior in 2007 to earn Division III All-Ohio, All-Ohio Valley Athletic Conference, All-Eastern District and All-Ohio Valley Class AAAA first-team honors... Competed on the school's powerlifting team and qualified for the state finals as a junior and senior... Majored in criminal justice at Cincinnati and was named to the Big East Academic Honor Roll as a senior... Named the recipient of the 2015 Lou Holtz/Ohio Valley Hall of Fame Banquet's Lifetime Achievement Award... Derek J. Wolfe was born on Feb. 24, 1990, in Lisbon, Ohio.

WOLFE'S REGULAR SEASON RECORD

Year	Club	G	S	UT	A	TT	S-Yds.	I-Yds.	PD	FF	FR	TD-Int.	TD-FR	S	Pts.
2012	Denver	16	16	26	14	40	6-41	0-0	2	0	0	0	0	0	0
2013	Denver	11	11	11	5	16	4-34	0-0	0	0	1	0	0	0	0
2014	Denver	16	16	24	11	35	1.5-1	0-0	1	0	0	0	0	0	0
2015	Denver	12	12	35	14	49	5.5-38.5	0-0	1	0	0	0	0	0	0
2016	Denver	14	14	38	13	51	5.5-32	0-0	4	0	0	0	0	0	0
2017	Denver	11	11	18	13	31	2-13	0-0	0	0	0	0	0	0	0
CAREER TOTALS		80	80	152	70	222	24.5-159.5	0-0	8	0	1	0	0	0	0

ADDITIONAL STATISTICS: Blocked a field goal at San Diego, 12/14/14.

WOLFE'S POSTSEASON RECORD

Year	Club	G	S	UT	A	TT	S-Yds.	I-Yds.	PD	FF	FR	TD-Int.	TD-FR	S	Pts.
2012	Denver	1	1	2	1	3	0-0	0-0	0	0	0	0	0	0	0
2014	Denver	1	1	2	1	3	0-0	0-0	0	0	0	0	0	0	0
2015	Denver	3	3	10	5	15	2.5-15	0-0	1	0	0	0	0	0	0
CAREER TOTALS		5	5	14	7	21	2.5-15	0-0	1	0	0	0	0	0	0

WOLFE'S SINGLE GAME HIGHS

(Postseason in parentheses)

Tackles — 9 vs. New England, 11/29/15 (6 vs. New England, 1/24/16). **Sacks** — 2.5 at Tampa Bay, 10/2/16 (1, twice, last vs. New England, 1/24/16). **Sack yards** — 16 at Tampa Bay, 10/2/16 (8 vs. Pittsburgh, 1/17/16). **Pass defended** — 1, eight times, last vs. New England, 12/18/16 (1 vs. New England, 1/24/16). **Fumble recoveries** — 1 vs. Washington, 10/27/13 (none). **Fumble return yards** — 1 vs. Washington, 10/27/13 (none).

DID YOU KNOW?

Wide receiver Jerry Rice concluded his record-setting 20-year NFL career as a member of the Denver Broncos after competing with the team in the 2005 preseason.

A 13-time Pro Bowl selection and 11-time Associated Press All-Pro, Rice agreed to terms with the Broncos on Wednesday, May 25, 2005. He played in all four of the Broncos' preseason games, starting twice, and caught four passes for 24 yards while wearing jersey No. 19.

DEREK WOLFE'S CAREER GAME-BY-GAME

(Victories asterisked)

2012 DENVER (13-3) TACKLES										
Date	Opponent	P/S	UT	A	TT	S-Yds.	I-Yds.	PD	FF	FR
Sep 9	vs. Pittsburgh*	S	3	0	3	1-9	0-0	0	0	0
Sep 17	at Atlanta	S	0	0	0	0-0	0-0	0	0	0
Sep 23	vs. Houston	S	1	4	5	0-0	0-0	0	0	0
Sep 30	vs. Oakland*	S	1	1	2	0-0	0-0	0	0	0
Oct 7	at New England	S	2	2	4	1-3	0-0	0	0	0
Oct 15	at San Diego*	S	3	0	3	1-9	0-0	0	0	0
Oct 28	vs. New Orleans*	S	2	0	2	0-0	0-0	0	0	0
Nov 4	at Cincinnati*	S	2	4	6	0-0	0-0	1	0	0
Nov 11	at Carolina*	S	1	0	1	0-0	0-0	0	0	0
Nov 18	vs. San Diego*	S	0	0	0	0-0	0-0	0	0	0
Nov 25	at Kansas City*	S	3	0	3	0-0	0-0	0	0	0
Dec 2	vs. Tampa Bay*	S	2	1	3	0-0	0-0	0	0	0
Dec 6	at Oakland*	S	0	0	0	0-0	0-0	0	0	0
Dec 16	at Baltimore*	S	3	1	4	1-12	0-0	0	0	0
Dec 23	vs. Cleveland*	S	1	1	2	1-3	0-0	0	0	0
Dec 30	vs. Kansas City*	S	2	0	2	1-5	0-0	1	0	0
Regular Season Totals		16/16	26	14	40	6-41	0-0	2	0	0
Jan 12	vs. Baltimore†	S	2	1	3	0-0	0-0	0	0	0
Postseason Totals		1/1	2	1	3	0-0	0-0	0	0	0

†AFC Divisional Playoff Game

2013 DENVER (13-3)			TACKLES								
Date	Opponent	P/S	UT	A	TT	S-Yds.	I-Yds.	PD	FF	FR	
Sep 5	vs. Baltimore*	S	3	1	4	0-0	0-0	0	0	0	
Sep 15	at N.Y. Giants*	S	1	2	3	0-0	0-0	0	0	0	
Sep 23	vs. Oakland*	S	0	0	0	0-0	0-0	0	0	0	
Sep 29	vs. Philadelphia*	S	2	0	2	1-6	0-0	0	0	0	
Oct 6	at Dallas*	S	0	0	0	0-0	0-0	0	0	0	
Oct 13	vs. Jacksonville*	S	1	1	2	0-0	0-0	0	0	0	
Oct 20	at Indianapolis	S	0	0	0	0-0	0-0	0	0	0	
Oct 27	vs. Washington*	S	1	1	2	1-9	0-0	0	0	1	
Nov 10	at San Diego*	S	1	0	1	1-5	0-0	0	0	0	
Nov 17	vs. Kansas City*	S	2	0	2	1-14	0-0	0	0	0	
Nov 24	at New England	S	0	0	0	0-0	0-0	0	0	0	
Games 12-16			INACTIVE								
Regular Season Totals			11/11	11	5	16	4-34	0-0	0	0	1
Jan 12	vs. San Diego*†	INACTIVE									
PLACED ON INJURED RESERVE ON JAN. 14											
Postseason Totals			0/0	0	0	0	0-0	0-0	0	0	0

†AFC Divisional Playoff Game

2014 DENVER (12-4) TACKLES										
Date	Opponent	P/S	UT	A	TT	S-Yds.	I-Yds.	PD	FF	FR
Sep 7	vs. Indianapolis*	S	1	1	2	0-0	0-0	0	0	0
Sep 14	vs. Kansas City*	S	1	0	1	0-0	0-0	0	0	0
Sep 21	at Seattle	S	2	2	4	0-0	0-0	0	0	0
Oct 5	vs. Arizona*	S	1	1	2	0-0	0-0	0	0	0
Oct 12	at N.Y. Jets*	S	4	1	5	0-0	0-0	1	0	0
Oct 19	vs. San Francisco*	S	2	1	3	0-0	0-0	0	0	0
Oct 23	vs. San Diego*	S	1	1	2	0.5-1	0-0	0	0	0
Nov 2	at New England	S	4	1	5	0-0	0-0	0	0	0
Nov 9	at Oakland*	S	1	0	1	0-0	0-0	0	0	0
Nov 16	at St. Louis	S	2	0	2	1-0	0-0	0	0	0
Nov 23	vs. Miami*	S	1	1	2	0-0	0-0	0	0	0
Nov 30	at Kansas City*	S	2	0	2	0-0	0-0	0	0	0
Dec 7	vs. Buffalo*	S	0	1	1	0-0	0-0	0	0	0
Dec 14	at San Diego*	S	0	0	0	0-0	0-0	0	0	0
Dec 22	at Cincinnati	S	2	0	2	0-0	0-0	0	0	0
Dec 28	vs. Oakland*	S	0	1	1	0-0	0-0	0	0	0
Regular Season Totals		16/16	24	11	35	1.5-1	0-0	1	0	0
Jan 11	vs. Indianapolis+	S	2	1	3	0-0	0-0	0	0	0
Postseason Totals		1/1	2	1	3	0-0	0-0	0	0	0

†AFC Divisional Playoff Game

2015 DENVER (12-4)			TACKLES							
Date	Opponent	P/S	UT	A	TT	S-Yds.	I-Yds.	PD	FF	FR
Games 1-4										
Oct 11	at Oakland*	S	4	1	5	0-0	0-0	0	0	0
Oct 18	at Cleveland*	S	2	1	3	0-0	0-0	0	0	0
Nov 1	vs. Green Bay*	S	3	4	7	0-0	0-0	0	0	0
Nov 8	at Indianapolis	S	1	2	4	0-0	0-0	0	0	0
Nov 15	vs. Kansas City	S	2	0	2	0-0	0-0	0	0	0
Nov 22	at Chicago*	S	4	0	4	1-2	0-0	0	0	0
Nov 29	vs. New England*	S	7	2	9	1-4	0-0	0	0	0
Dec 6	at San Diego*	S	3	2	5	0-0	0-0	0	0	0
Dec 13	vs. Oakland	S	2	0	2	1-15	0-0	0	0	0
Dec 20	at Pittsburgh	S	1	2	3	0.5-4.5	0-0	1	0	0
Dec 28	vs. Cincinnati*	S	3	0	3	1-5	0-0	0	0	0
Jan 3	vs. San Diego*	S	3	0	3	1-8	0-0	0	0	0
Season Totals		11/11	35	14	49	5.5-38.5	0-0	1	0	0
Jan 17	vs. Pittsburgh*†	S	1	3	4	1-8	0-0	0	0	0
Jan 24	vs. New England*#	S	6	0	6	1-2	0-0	1	0	0
Feb 7	vs. Carolina*\$	S	3	2	5	0.5-5	0-0	0	0	0
Postseason Totals		3/3	10	5	15	2.5-15	0-0	1	0	0

†AFC Divisional Playoff Game; #AFC Championship Game; \$Super Bowl 50

2016 DENVER (9-7)			TACKLES							
Date	Opponent	P/S	UT	A	TT	S-Yds.	I-Yds.	PD	FF	FR
Sep 8	vs. Carolina*	S	2	0	2	0-0	0-0	0	0	0
Sep 18	vs. Indianapolis*	S	3	1	4	1.5-3.5	0-0	1	0	0
Sep 25	at Cincinnati*	S	4	0	4	0-0	0-0	0	0	0
Oct 2	at Tampa Bay*	S	5	1	6	2.5-16	0-0	0	0	0
Oct 9	vs. Atlanta	S	1	2	3	0.5-5.5	0-0	0	0	0
Oct 13	at San Diego	S	2	1	3	0-0	0-0	0	0	0
Oct 24	vs. Houston*	S	2	1	3	0-0	0-0	1	0	0
Oct 30	vs. San Diego*	S	1	2	3	0-0	0-0	1	0	0
Nov 6	at Oakland	S	1	1	2	0-0	0-0	0	0	0
Nov 13	at New Orleans*				INACTIVE					
Nov 27	vs. Kansas City	S	5	3	8	1-7	0-0	0	0	0
Dec 4	at Jacksonville*	S	6	0	6	0-0	0-0	0	0	0
Dec 11	at Tennessee	S	2	1	3	0-0	0-0	0	0	0
Dec 18	vs. New England	S	2	0	2	0-0	0-0	1	0	0
Dec 25	at Kansas City	S	2	0	2	0-0	0-0	0	0	0
Jan 1	vs. Oakland*				INACTIVE					
Season Totals		14/14	38	13	51	5.5-32	0-0	4	0	0

2017 DENVER (5-11)			TACKLES							
Date	Opponent	P/S	UT	A	TT	S-Yds.	I-Yds.	PD	FF	FR
Sep 11	vs. L.A. Chargers*	S	1	1	2	0-0	0-0	0	0	0
Sep 17	vs. Dallas*	S	1	1	2	0-0	0-0	0	0	0
Sep 24	at Buffalo	S	2	1	3	0-0	0-0	0	0	0
Oct 1	vs. Oakland*	S	2	1	3	1-8	0-0	0	0	0
Oct 15	vs. N.Y. Giants	S	2	0	2	0-0	0-0	0	0	0
Oct 22	at L.A. Chargers	S	2	1	3	0-0	0-0	0	0	0
Oct 30	at Kansas City	S	1	2	3	0-0	0-0	0	0	0
Nov 5	at Philadelphia	S	2	2	4	0-0	0-0	0	0	0
Nov 12	vs. New England	S	0	4	4	0-0	0-0	0	0	0
Nov 19	vs. Cincinnati	S	5	0	5	1-5	0-0	0	0	0
Nov 26	at Oakland	S	0	1	1	0-0	0-0	0	0	0
Dec 3	at Miami									
INACTIVE										
PLACED ON INJURED RESERVE DEC. 5										
Season Totals		11/11	18	14	32	2-13	0-0	0	0	0

VINCE LOMBARDI TROPHIES

The Denver Broncos own three Vince Lombardi Trophies in recognition of their wins in Super Bowl XXXII, XXXIII and 50, and they are displayed in the lobby of UCHealth Training Center.

The sterling silver trophies were created by Tiffany & Company and were named for the late Vince Lombardi before Super Bowl V. Each trophy has a regulation-size silver football mounted in a kicking position on a pyramid-like stand of three concave sides. The trophy stands 20.75 inches tall, weighs 107.3 ounces and is valued in excess of \$10,000. Each is engraved with the the words "Vince Lombardi Trophy" above an NFL Shield.

OTHER PLAYERS WITH PRO EXPERIENCE



PAUL BOYETTE

91

DEFENSIVE END

6-1 • 310 • 1ST YR. • TEXAS

BORN: Dec. 16, 1993, in Humble, Texas

HIGH SCHOOL: Humble (Texas) High school

ACQUIRED: Practice Squad Signee, 2017



Paul Boyette is a first-year defensive lineman from the University of Texas who joined Denver's practice squad on Dec. 20, 2017... Entered the NFL with Oakland as a college free agent on May 5, 2017, and was waived on Sept. 2, 2017... Appeared in 42 games (8 starts) at Texas, totaling 102 tackles (41 solo) and 5.5 sacks... Appeared in 12 games (2 starts) as a fifth-year senior in 2016, registering 34 tackles (21 solo), two sacks and two forced fumbles... Saw action in 12 games (6 starts) in 2015, posting 37 tackles (26 solo), three sacks and two passes defended... Attended Humble (Texas) High School, where he recorded 172 tackles, 15 sacks and one interception in four seasons... Selected to the all-district and all-area team his junior and senior seasons... Was also named to the all-district team in basketball as a high school junior... Uncle, Garland Boyette, played with the St. Louis Cardinals (1962-63) and made the Pro Bowl with the Houston Oilers (1966-72)... Uncle, Ernie Ladd, was an All-Pro defensive tackle, spending time with the San Diego Chargers (1961-65), Houston Oilers (1966-67) and Kansas City Chiefs (1967-68)... Paul Boyette was born on Dec. 16, 1993, in Humble, Texas.



RIVER CRACRAFT

15

WIDE RECEIVER

6-0 • 198 • 1ST YR. • WASHINGTON STATE

BORN: Nov. 11, 1994, in Rancho Santa Margarita, Calif.

HIGH SCHOOL: Santa Margarita (Calif.) High School

ACQUIRED: Practice Squad Signee, 2017



River Cracraft is a first-year wide receiver from Washington State University who spent time competing on Denver's practice squad in 2017... Entered the NFL with the Broncos as a practice squad signee on Oct. 18, 2017... Was waived/injured on Oct. 20, and was resigned to Denver's practice squad on Dec. 19... Appeared in 42 games (27 starts) at Washington State, finishing with 218 catches for 2,701 yards (12.4 avg.) with 20 touchdowns... Selected honorable-mention All-Pac-12 Conference as a senior after ranking third on the team with 53 catches for 701 yards (13.2 avg.) with five touchdowns... Missed the final three games of his senior season with a knee injury... Opened the first nine games of the season in 2015 before missing the rest of the year with an injury, posting 53 catches for 615 yards (11.6 avg.) with four touchdowns... Produced his best collegiate season as a sophomore (66-771-8 TDs)... Chosen All-Pac 12 honorable mention following his freshman season in which he made 46 catches for 614 yards (13.3 avg.) with three touchdowns... Attended Santa Margarita High School (Calif.), where he finished with 134 catches for 2,043 yards with 14 touchdowns... Named All-County by the *Orange County Register* as a senior after recording 56 receptions for 935 yards with nine touchdowns... River Cracraft (pronounced: CRAY-craft) was born on Nov. 11, 1994, in Rancho Santa Margarita, Calif.



ANDREAS KNAPPE

73

TACKLE

6-8 • 315 • 1ST YR. • CONNECTICUT

BORN: June 2, 1991, Silkeborg, Denmark

HIGH SCHOOL: Handelsskolen Silkeborg (Denmark) Secondary School

ACQUIRED: Free Agent, 2018



Andreas Knappe is a first-year offensive tackle from the University of Connecticut who spent his initial NFL season competing on practice squads with Washington and Indianapolis... Entered the NFL as a college free agent with Atlanta on May 1, 2017, and spent training camp with the club... Joined Denver as a futures contract signee on Jan. 17, 2018... Started 32-of-36 games played at right tackle for UConn after arriving to the program from his native Denmark... Opened all 25 games played between his redshirt junior and senior season... Played for the Triangle Razorbacks of the Danish American Football Federation... Attended Handelsskolen Silkeborg (Denmark) Secondary School... Andreas Knappe was born on June 2, 1991, in Silkeborg, Denmark.



JORDAN MOORE

30

SAFETY



6-3 • 225 • 1ST YR. • TEXAS-SAN ANTONIO

BORN: Dec. 13, 1993, in Atlanta

HIGH SCHOOL: Martin Luther King High School, Atlanta

ACQUIRED: Practice Squad Signee, 2017

Jordan Moore is a first-year safety from the University of Texas-San Antonio who joined a the Broncos as a practice squad signee on Dec. 20, 2017... Entered the NFL with Atlanta on May 1, 2017, and spent training camp with the Falcons before being waived on Aug. 30... Appeared in 46 games at UTSA (2016) and Texas Christian (2012-14) in addition to running track for two years at Louisiana State University (2015-16)... Joined UTSA as a graduate transfer in 2016, finishing his first collegiate season on defense with 49 tackles (27 solo), one interception, three passes defended and one forced fumble... Earned honorable-mention All-Conference USA honors following his senior season... Played 34 games in three seasons at TCU, mostly on offense and special teams... Totaled 20 carries for 87 yards (4.4 avg.) with one touchdown in addition to catching seven passes for 50 yards (7.1 avg.) during his time at TCU... Closed out his track career at LSU as the No. 2-ranked performer in school history and Southeastern Conference Champion in both the 60-meter hurdles indoors (7.158) and 110-meter hurdles outdoors (wind-legal best of 13.47)... Captured the Big-12 Conference Championship in both the 60-meter hurdles indoors and 110-meter hurdles outdoors while at TCU in 2014... Graduated from LSU in August 2016 with a degree in sociology... Attended Martin Luther King High School in Atlanta, where he played safety and wide receiver in addition to running track... Won three state championships in the 110-meter hurdles... Jordan Moore was born on Dec. 13, 1993, in Atlanta.



TIM PATRICK

81

WIDE RECEIVER



6-4 • 212 • 1ST YR. • UTAH

BORN: Nov. 23, 1993, in San Diego

HIGH SCHOOL: University City High School, San Diego

ACQUIRED: Practice Squad Signee, 2017


Tim Patrick is a first-year wide receiver from the University of Utah who spent his initial NFL season competing on Denver's practice squad... Entered the NFL as a college free agent with Baltimore on May 4, 2017, and was claimed off waivers by San Francisco on July 31... Spent most of training camp with the 49ers before he was waived on Sept. 1... Was on Denver's practice squad at two different points of the season, rejoining the club on Nov. 15... Appeared in 22 games (14 starts) during his three seasons at Utah (2014-16), finishing with 61 catches for 888 yards (14.6 avg.) with five touchdowns... Missed 17 games with various injuries during his collegiate career... Made 45 catches for 711 yards (15.8 avg.) with five scores as a senior... Played his freshman season at Grossmont Community College in El Cajon, Calif., where he posted 53 receptions for 964 yards (18.2 avg.) with eight touchdowns... Attended University City High School in San Diego, earning all-league honors as a senior after recording 27 catches for 578 yards (21.4 avg.) with six touchdowns... Tim Patrick was born on Nov. 23, 1993, in San Diego.

DID YOU KNOW?

The Broncos' 13-10 win against the Boston Patriots at Boston University Field on Friday, Sept. 9, 1960, in front of 21,597 fans did more than mark the franchise's first victory in its first-ever regular-season game. Denver's contest at Boston also was the first regular-season game in American Football League history.

Halfback Al Carmichael also was credited with scoring the first touchdown in AFL (and Broncos) history in that game. On the first play of the second quarter, he took a short pass from quarterback Frank Tripucka along the right flat and reversed direction, going 59 yards down the left sideline for a touchdown that gave Denver a 7-3 lead.





BRADLEY CHUBB

55

OUTSIDE LINEBACKER

6-4 • 275 • NORTH CAROLINA STATE

BORN: June 24, 1996, in Marietta, Ga.

HIGH SCHOOL: Hillgrove High School, Powder Springs, Ga.

DRAFTED: First Round (5th overall)

COLLEGE GAMES PLAYED/STARTED: 49/38

COLLEGE MAJOR: Sociology



CHUBB AT A GLANCE:

- A three-year starter at North Carolina State University who opened 38-of-49 games played, totaling 203 tackles (103 solo), 26 sacks (157 yds.), three passes defended, one interception, eight forced fumbles and one fumble recovery.
- Set N.C. State career records for tackles for loss (60) and sacks (26), breaking the arks previously held by Mario Williams, the No. 1 pick in the 2006 NFL draft.
- Finished his final collegiate season as a consensus first-team All-American and the Atlantic Coast Conference Defensive Player of the Year after recording 73 tackles (40 solo), 10 sacks (66 yds.), three forced fumbles and one fumble recovery.
- Received both the Bronko Nagurski Trophy, given to the nation's top defender, and the Ted Hendricks Award, given to the nation's top defensive end, following the 2017 season.
- Ended his junior season with 58 tackles (33 solo), 10.5 sacks (59 yds.) and two forced fumbles, earning second-team All-ACC honors.
- Chosen as a team captain prior to the start of his junior and senior seasons.
- Attended Hillgrove High School in Powder Springs, Ga., where he was selected to play in the Cobb Country All-Star Senior Bowl.
- Selected by the Broncos in the first round (5th overall) of the 2018 NFL Draft.



2017: Chubb finished his final collegiate season as a consensus first-team All-American and the Atlantic Coast Conference Defensive Player of the Year after recording 73 tackles (40 solo), 10 sacks (66 yds.), three forced fumbles and one fumble recovery... A team captain, he was awarded both the Bronko Nagurski Trophy, given to the nation's top defender, and the Ted Hendricks Award, given to the nation's top defensive end... Named to the ACC's First Team in addition to winning the conference's defensive player of the week award three times... Recorded three games with multiple sacks and boasted a five-game sack streak... Notched a career-best five tackles for loss at Boston College (11/11).

2016: Chubb, who was selected as a team captain for the first time in his career, was chosen as a team's Defensive MVP... Tallied 58 tackles (33 solo), 10.5 sacks and two forced fumbles in addition to posting 22 tackles for loss... Finished the regular season as the nation's leader in tackles made behind the line of scrimmage... Selected to the ACC's Second Team for his season-long performance... Named the ACC Defensive Lineman of the Week following his three-sack game (13 yds.) vs. Notre Dame (10/8).

2015: Chubb opened all 13 games during his sophomore season, finishing as the second-leading tackler for the Wolfpack with 69 stops (29 solo) and 5.5 sacks (32 yds.)... Forced a team-best three fumbles on the season in addition to intercepting one pass... Named the ACC Defensive Lineman of the Week against Boston College (11/7) after leading the team with nine tackles, including five for loss.

2014: Chubb played all 11 games as a true freshman, finishing the season with three tackles (1 solo).

HIGH SCHOOL: Chubb attended Hillgrove High School in Powder Springs, Ga., where he was selected to play in the Cobb Country All-Star Senior Bowl... Helped his 2013 team to an 11-2 season and an appearance in the the Georgia 6A quarterfinals

PERSONAL: Chubb's brother, Brandon, was an undrafted linebacker out of Wake Forest in 2016 who has spent time with the L.A. Rams, San Francisco and Detroit... His \cCousin, Nick, played at the University of Georgia and was selected in the second round of the 2018 NFL Draft by Cleveland... Bradley Chubb was born on June 24, 1996, in Marietta, Ga.

CHUBB'S COLLEGIATE RECORD — NORTH CAROLINA STATE

Year	School	G	S	UT	A	TT	S-Yds.	I-Yds.	PD	FF	FR	TD-Int.	TD-FR	S	Pts.
2014	N.C. State	11	0	1	2	3	0-0	0-0		0	0	0	0	0	0
2015	N.C. State	13	13	29	40	69	5.5-32	1-0	1	3	0	0	0	0	0
2016	N.C. State	13	13	33	25	58	10.5-59	0-0	0	2	0	0	0	0	0
2017	N.C. State	12	12	40	33	73	10-66	0-0	2	3	1	0	0	0	0
CAREER TOTALS		49	38	103	100	203	26-157	1-0	3	8	1	0	0	0	0



COURTLAND SUTTON

14

WIDE RECEIVER

6-4 • 216 • SOUTHERN METHODIST

BORN: Oct. 10, 1995, in Brenham, Texas

HIGH SCHOOL: Brenham (Texas) High School

DRAFTED: Second Round (40th overall)

COLLEGE GAMES PLAYED/STARTED: 39/37

COLLEGE MAJOR: Sport Management



SUTTON AT A GLANCE:

- A wide receiver who started 37-of-39 games played at Southern Methodist University, catching 195 passes for 3,220 yards (16.5 avg.) with 31 touchdowns.
- Ended his collegiate career ranked second in school history in touchdowns (31), third in receiving yards (3,220) and sixth in receptions (195).
- Named to the *Associated Press*' All-American Second Team and to the All-American Athletic Conference's First Team as a redshirt junior in 2017, finishing with 68 catches for 1,085 yards (16.0 avg.) with 12 touchdowns.
- Chosen as a first-team All-AAC pick as a redshirt sophomore after leading the team with 76 catches for 1,246 yards (16.4 avg.) with 10 touchdowns.
- Set the SMU freshman record for receiving yards (862) while catching 49 passes (17.6 avg.) with nine touchdowns.
- Played three games for SMU's basketball team between his redshirt freshman and sophomore seasons and was coached by Basketball Hall of Famer Larry Brown.
- Attended Brenham (Texas) High School, where he was named all-district as a tight end and safety as a high school senior.
- Selected by the Broncos in the second round (40th overall) of the 2018 NFL Draft.



2017: Sutton started all 13 games played and was named to the *Associated Press*' All-American Second Team and to the All-American Athletic Conference's First Team as a redshirt junior... Finished the season with 68 catches for 1,085 yards (16.0 avg.) with 12 touchdowns... Ranked eighth nationally with 12 receiving scores... Tied the SMU single-game record for touchdowns with four against North Texas (9/9).

2016: Sutton, who opened all 12 games played as a redshirt sophomore, became the first SMU receiver to garner first-team all-conference honors in five seasons... Led the team in receptions (76), receiving yards (1,246) and receiving touchdowns (10)... Became just the ninth Mustang to register 1,000 yards in a season, finishing with SMU's third-highest single-season total (1,246)... Set a single-game school record for receiving yards (252) on a career-high 13 receptions against Southern Florida (11/19).

2015: Sutton started all 12 games as a redshirt freshman, finishing the season with 49 catches for 862 yards (17.6 avg.) with nine touchdowns... Completed two passes for 75 yards (37.5 avg.)... Set the SMU freshman record for receiving yards with 862... Tied current Broncos wide receiver Emmanuel Sanders for the most receiving touchdowns by a freshman with nine... Led the team in all major receiving categories... Tallied three 100-yard games... Was named to the AAC Honor Roll... Played in three games for SMU's basketball team after earning a roster spot as a walk-on.

2014: Sutton appeared in two games and made two catches for 27 yards (13.5 avg.) before being granted a medical redshirt.

HIGH SCHOOL: Sutton attended Brenham (Texas) High School, where he was named all-district as a tight end and safety as a high school senior... Helped his team to a 14-2 record and an appearance in the 4A State Championship Game... Averaged 15.2 points per game in basketball as a senior.

PERSONAL: Courtland Sutton was born on Oct. 10, 1995, in Brenham, Texas.

SUTTON'S COLLEGIATE RECORD — SOUTHERN METHODIST

Year	School	G	S	No.	RECEIVING				TD	No.	RUSHING				TD	SCORING			
					Yds.	Avg.	LG	TD			Yds.	Avg.	LG	TD		TD	TDr	Tp	2pt
2014	SMU	2	0	2	27	13.5	20	0	0	0	—	—	0	0	0	0	0	0	
2015	SMU	12	12	49	862	17.6	51	9	0	0	—	—	0	9	0	9	0	54	
2016	SMU	12	12	76	1,246	16.4	88	10	0	0	—	—	0	10	0	10	0	60	
2017	SMU	13	13	68	1,085	16.0	62	12	1	2	2.0	2	2	12	0	12	0	72	
CAREER TOTALS		39	37	195	3,220	16.5	88	31	1	2	2.0	2	0	31	0	31	0	186	

ADDITIONAL STATISTICS: Punt Returns — 2015 (1 for -8 yards, -8.0 avg., -8 LG, 0 TD), Passing — 2015 (2-for-2, 75 yds., 100.0 pct., 45 LG, 0 TD).



ROYCE FREEMAN

37

RUNNING BACK



6-0 • 238 • OREGON

BORN: Feb. 24, 1996, in Imperial, Calif.

HIGH SCHOOL: Imperial (Calif.) High School

DRAFTED: Third Round (71st overall)

COLLEGE GAMES PLAYED/STARTED: 51/45

COLLEGE MAJOR: Crime, Law & Society

FREEMAN AT A GLANCE:

- A running back who started 45-of-51 games played during his four seasons at the University of Oregon, rushing 947 times for 5,621 yards (5.9 avg.) with 60 touchdowns in addition to catching 79 passes for 814 yards (16.0 avg.) with four scores.
- Finished his career as the school's all-time leader in rushing yards (5,621), all-purpose yards (6,435), rushing touchdowns (60), total touchdowns (64), points scored (60), 100-yard games (31) and carries (947).
- Ended his career as the Pacific-12 Conference's all-time leader in rushing yards (5,621 yds.)—sixth in NCAA history—and total touchdowns (64).
- Selected All-Pac-12 Conference in all four seasons at Oregon, earning first team honors as a sophomore (2015), second team honors as a freshman (2014) and senior (2017), and honorable mention as a junior (2016).
- Named a Maxwell Award (National Player of the Year) and Doak Walker Award (Nation's Top RB) semifinalist after rushing 244 times for 1,475 yards (6.0 avg.) with 16 scores as a senior.
- Broke Oregon's single-season rushing record (283-1,836 yds., 17 TD) and rushed for more than 100 yards in 11 of 13 games as a sophomore.
- Chosen as the Pac-12 Freshman Offensive Player of the Year after carrying 252 times for 1,365 yards (5.4 avg.) with 18 touchdowns during his initial collegiate campaign in 2014.
- Accumulated 7,606 yards rushing and 111 touchdowns while prepping at Imperial (Calif.) H.S.
- Selected by the Broncos in the third round (71st overall) of the 2018 NFL Draft.



2017: Freeman earned second-team All-Pacific-12 Conference honors as a senior after rushing 244 times for 1,475 yards (6.0 avg.) with nine 100-yard rushing outings and 16 scores... Added 14 catches for 164 yards (13.7 avg.)... Was also named a Maxwell Award (National Player of the Year) and Doak Walker Award (Nation's Top RB) semifinalist... Became the Pac-12's all-time leading rusher after running for 122 yards on 19 carries against Oregon State (11/25).

2016: Freeman finished the season as the team's leading rusher despite only playing in 11 games (10 starts), recording 168 carries for 945 rushing yards (5.6 avg.) with nine touchdowns... Named an honorable-mention All-Pac-12 selection while adding 23 catches for 144 yards (6.3 avg.) with one score... Eclipsed the 100-yard rushing mark on five different occasions.

2015: Freeman broke LaMichael James' single-season school rushing record with 1,836 yards on 283 carries (6.5 avg.) with 17 touchdowns... Ranked fourth in the country in rushing in addition to being the only FBS player nationally to accumulate more than 100 yards from scrimmage in every game (13)... Was selected first-team All-Pac-12 for his efforts that included 11 games with more than 100 rushing yards... Led the conference in total touchdowns scored (19) and rushing scores (17).

2014: Freeman was chosen as the Pac-12's Freshman Offensive Player of the Year after rushing 252 times for 1,365 yards (5.4 avg.) with 18 touchdowns and catching 16 passes for 158 yards (10.5 avg.) with one score... Chosen as a Freshman All-American by multiple outlets... Rushed for more than 100 yards in six games.

HIGH SCHOOL: Freeman graduated from Imperial (Calif.) High School, where he accumulated 7,606 yards rushing and 111 touchdowns during his prep career.

PERSONAL: Royce Freeman was born on Feb. 24, 1996, in Imperial, Calif.

FREEMAN'S COLLEGIATE RECORD — OREGON

Year	School	G	S	RUSHING					RECEIVING					SCORING				
				No.	Yds.	Avg.	LG	TD	No.	Yds.	Avg.	LG	TD	TD	TDr	TDp	TDrt	2pt Pts.
2014	Oregon	15	10	252	1,365	5.4	38	18	16	158	10.5	30	1	19	18	1	0	0 114
2015	Oregon	13	13	283	1,836	6.5	64	17	26	348	13.4	36	2	19	17	2	0	0 114
2016	Oregon	11	10	168	945	5.6	85	9	23	144	6.3	24	1	10	9	1	0	0 60
2017	Oregon	12	12	244	1,475	6.0	59	16	14	164	13.7	50	0	16	16	0	0	0 96
CAREER TOTALS		51	45	947	5,621	5.9	85	60	79	814	16.0	50	4	64	60	4	0	0 384



ISAAC YIADOM

41

CORNERBACK

6-1 • 190 • BOSTON COLLEGE

BORN: Feb. 20, 1996, in Worcester, Mass.

HIGH SCHOOL: Worcester (Mass.) Doherty Memorial

DRAFTED: Third Round (99th overall)

COLLEGE GAMES PLAYED/STARTED: 48/28

COLLEGE MAJOR: Communication



YIADOM AT A GLANCE:

- A cornerback who started 28-of-48 games played during his four seasons at Boston College, totaling 110 tackles (75 solo), three interceptions (30 yds.), one forced fumble and 24 passes defended.
- Opened all 13 games as a senior, posting 53 tackles, two interceptions (30 yds.) and seven passes defended.
- Appeared in all 13 games (eight starts) during his junior season, finishing with 26 tackles (17 solo), one forced fumble and a team-best 10 passes defended.
- Saw significant defensive action in nine games as a sophomore (7 starts) and ended the campaign with 18 tackles (3 solo), one interception and six passes defended.
- Helped Worcester (Mass.) Doherty Memorial High School to a Division 4 State Championship as a high school senior in 2013.
- Played on the 2018 Senior Bowl North Team that was coached by the Broncos' staff.
- Selected by the Broncos in the third round (99th overall) of the 2018 NFL Draft.



2017: Yiadom started all 13 games for the first time during his career, finishing with a personal-best 53 tackles (36 solo), two interceptions (30 yds.) and seven passes defended... Contributed to a defense that ranked third nationally in pass efficiency defense... Recorded a single-game best eight tackles and one interception (21 yds.) at No. 2 Clemson (9/23)... Notched one interception (9 yds.) and five tackles vs. Virginia Tech (10/7)... Posted five tackles vs. N.C. State (11/11).

2016: Yiadom saw action in all 13 games (8 starts), finishing with 26 tackles (17 solo), one interception, one forced fumble and a career-best 10 passes defended... Helped the defense rank in the top 10 in the country in eight categories, including total defense (314.2 ypg), sacks per game (3.62) and takeaways (27)... Recorded a career-high three pass breakups against Buffalo (10/1)... Registered his first career forced fumble vs. Massachusetts (9/10) and added four tackles.

2015: Yiadom saw significant defensive action in nine games (7 starts) and ended the campaign with 18 tackles (3 solo) and six passes defended... Amassed a season-high six solo stops vs. Florida State (9/18)... Tallied his first career interception at Louisville (10/24).

2014: Yiadom contributed heavily on special teams during his freshman season, totaling 13 special-teams stops... Saw significant defensive action and made four tackles at Virginia Tech (11/1).

HIGH SCHOOL: Yiadom attended Worcester (Mass.) Doherty Memorial High School, where he was a member of the 2013 Division 4 State Championship Team... Recorded 107 tackles, one forced fumble and two interceptions as a senior, earning 2013 Massachusetts High School Football Coaches Association All-State Super 26 honors.

PERSONAL: Isaac Yiadom (pronounced YEAH-dum) was born on Feb. 20, 1996, in Worcester, Mass.

YIADOM'S COLLEGIATE RECORD — BOSTON COLLEGE

Year	School	G	S	UT	A	TT	S-Yds.	I-Yds.	PD	FF	FR	TD-Int.	TD-FR	S	Pts.
2014	Boston College	13	0	7	6	13	0-0	0-0	1	0	0	0	0	0	0
2015	Boston College	9	7	15	3	18	0-0	1-0	6	0	0	0	0	0	0
2016	Boston College	13	8	17	9	26	0-0	0-0	10	1	0	0	0	0	0
2017	Boston College	13	13	36	17	53	0-0	2-30	7	0	1	0	0	0	0
CAREER TOTALS		48	28	75	35	110	0-0	3-30	24	1	1	0	0	0	0



JOSEY JEWELL

47

INSIDE LINEBACKER



6-2 • 236 • IOWA

BORN: Dec. 25, 1994, in Decorah, Iowa

HIGH SCHOOL: Decorah (Iowa) School

DRAFTED: Fourth Round (106th overall)

COLLEGE GAMES PLAYED/STARTED: 50/43

COLLEGE MAJOR: Enterprise Leadership

JEWELL AT A GLANCE:

- An inside linebacker who started 43-of-50 games played at the University of Iowa (2013-17) and was selected by his teammates a three-time permanent captain.
- Finished his career with 433 tackles (211 solo), 10 sacks (92 yds.), six interceptions (100 yds.) 26 passes defended, four forced fumbles and one fumble recovery.
- Tallied at least 120 tackles during his final three seasons at Iowa, ranking fourth in school history in career tackles (433).
- Named a consensus first-team All American and the Big Ten Conference's Nagurski-Woodson Defensive Player of the Year as a redshirt senior in 2017 after leading the conference in tackles (136) and adding 4.5 sacks (44 yds.), two interceptions (37 yds.) and 11 passes defended.
- Selected as one of five finalists for the Butkus Award (nation's top linebacker) and a second-team All-Big Ten pick as a redshirt junior, posting 124 tackles (58 solo), two sacks (8 yds.), one forced fumble and nine passes defended.
- Chosen second-team All-Big-Ten following his redshirt sophomore season in which he led the team with 126 tackles (62 solo), 2.5 sacks (29 yds.), four interceptions (63 yds.), one forced fumble and one fumble recovery.
- Named first-team all-state by *The Des Moines Register* and the *Iowa Newspaper Association* as a senior at Decorah (Iowa) High School.
- Selected by the Broncos in the fourth round (109th overall) of the 2018 NFL Draft.



2017: Jewell was named a consensus first-team All-American and the Big Ten Conference's Nagurski-Woodson Defensive Player of the Year after leading the conference and ranking fourth nationally in tackles (136)... Chosen to the Big Ten's First Team and was named the conference's defensive player of the week three times... Added 4.5 sacks (44 yds.), two interceptions (37 yds.) and 11 passes defended... Notched nine games with 10 or more tackles... Matched his single-game high of 16 tackles vs. Penn State (9/23).

2016: Jewell was selected as one of five finalists for the Butkus Award (nation's top linebacker) and earned second-team All-Big Ten accolades... Posted 124 tackles (58 solo), two sacks (8 yds.), one forced fumble and nine passes defended... Recorded seven games with double-digit tackles, including a pair of 16-tackle games vs. Northwestern (10/1) and vs. Wisconsin (10/22)

2015: Jewell was chosen second-team All-Big-Ten after leading the team with 126 tackles (62 solo) in addition to posting 2.5 sacks (29 yds.), four interceptions (63 yds.), one forced fumble and one fumble recovery... Became the first sophomore under Head Coach Kirk Ferentz to be selected as a permanent team captain.

2014: Jewell appeared in 11 games (4 starts) as a redshirt freshman and finished with 51 tackles (22 solo) and one sack (11 yds.).

2013: Jewell redshirted as a true freshman.

HIGH SCHOOL: Jewell attended Decorah (Iowa) High School where he was named first-team all-state by *The Des Moines Register* and the *Iowa Newspaper Association* as a senior... Played running back and linebacker, recording 310 tackles (190 solo) and rushing 166 times for 1,314 yards (7.9 avg.) with 21 touchdowns... Led his school to a perfect 14-0 record and a state championship as a senior... Competed in basketball, baseball and track throughout prep career.

PERSONAL: Josey Jewell was born on Dec. 25, 1994, in Decorah, Iowa.

JEWELL'S COLLEGIATE RECORD — IOWA

Year	School	G	S	UT	A	TT	S-Yds.	I-Yds.	PD	FF	FR	TD-Int.	TD-FR	S	Pts.
2013	Iowa						1-11	0-0	0	0	0	0	0	0	0
2014	Iowa	11	4	22	29	51	2.5-29	4-63	6	1	1	1	0	0	6
2015	Iowa	14	14	62	64	124	2-8	0-0	9	1	0	0	0	0	0
2016	Iowa	13	13	58	66	124	4.5-44	2-37	13	2	0	0	0	0	0
2017	Iowa	12	12	69	67	136									
CAREER TOTALS		50	43	211	226	437	10-92	6-100	28	4	1	1	0	0	6



DAESEAN HAMILTON

17

WIDE RECEIVER

6-1 • 206 • PENN STATE

BORN: March 10, 1995, in Okinawa, Japan

HIGH SCHOOL: Mountain View High School, Stafford, Va.

DRAFTED: Fourth Round (113th overall)

COLLEGE GAMES PLAYED/STARTED: 53/51

COLLEGE MAJOR: Advertising and Public Relations / Telecommunications



HAMILTON AT A GLANCE:

- A wide receiver who started 51-of-53 games played during his career at Penn State University, catching 214 passes for 2,842 yards (13.3 avg.) with 18 touchdowns.
- Capped his career as Penn State's all-time leader in receptions (214) and finished second in program annals in receiving yards (2,842).
- Recorded 53 catches for 857 yards (16.2 avg.) with nine touchdowns as a redshirt senior, earning Second-Team All-Big-Ten Conference honors.
- Caught 34 passes for 506 yards (14.9 avg.) with one score during his redshirt junior season.
- Chosen honorable mention All-Big Ten following his sophomore season in which he made 45 catches for 580 yards (12.9 avg.) with six touchdowns.
- Led the conference with a career-best 82 catches for 899 receiving yards with two touchdowns as a freshman and was tabbed second-team All-Big Ten for his efforts.
- Attended Mountain View High School in Stafford, Va., where he made 64 catches for 1,073 yards and 10 touchdowns as a senior to earn Commonwealth District Off. Player of the Year.
- Played on the 2018 Senior Bowl North Team that was coached by the Broncos' staff.
- Earned two bachelor's degrees from Penn State (telecommunications - Dec. 2017; advertising and public relations - Dec. 2016).
- Selected by the Broncos in the fourth round (113th overall) of the 2018 NFL Draft.



2017: Hamilton recorded 53 catches for 857 yards (16.2 avg.) with nine touchdowns as a redshirt senior, earning Second-team All-Big-Ten Conference honors... Selected team captain by his teammates prior to the season... Turned 40 of his 53 catches (75.4%) into first downs... Ended his career ranked second on Penn State's all-time receiving yardage list (2,842)... Posted 21 career games with five-plus receptions, including five in 2017... Named Big Ten Player of the Week after his performance (9-122-3 TD) vs. Indiana (10/2).

2016: Hamilton caught 34 passes for 506 yards (14.9 avg.) with one score during his redshirt junior season.

2015: Hamilton was named honorable mention All-Big Ten after making 45 catches for 580 yards (12.9 avg.) with six touchdowns... Recorded a touchdown in three consecutive Big Ten games.

2014: Hamilton led the Big Ten with a career-best 82 catches for 899 receiving yards with two touchdowns as a freshman... Tabbed second-team All-Big Ten for his efforts and was named Freshman All American by multiple outlets... Broke the Penn State single-game freshman record for receiving yards (165) and catches (11) vs. Central Florida (8/30).

2013: Hamilton redshirted as a true freshman.

HIGH SCHOOL: Hamilton attended Mountain View High School in Stafford, Va., where he made 64 catches for 1,073 yards and 10 touchdowns as a senior to earn Commonwealth District Offensive Player of the Year... Garnered honorable mention all-state honors as well as first-team all-district, all-area and all-region as a junior... Lettered three times in basketball.

PERSONAL: Hamilton earned two bachelor's degrees from Penn State (telecommunications - Dec. 2017; advertising and public relations - Dec. 2016)... DaeSean (pronounced DAY-shawn) Hamilton was born on March 10, 1995, in Okinawa, Japan.

HAMILTON'S COLLEGIATE RECORD — PENN STATE

Year	School	G	S	RECEIVING				TD	RUSHING				TD	SCORING			
				No.	Yds.	Avg.	LG		No.	Yds.	Avg.	LG		TD	Tdr	Tdp	TDr
2013	Penn State																
2014	Penn State	13	13	82	899	11.0	51	2	8	32	4.0	14	0	2	0	2	0
2015	Penn State	13	12	45	580	12.9	48	6	0	0	—	—	0	6	0	6	0
2016	Penn State	14	13	34	506	14.9	54	1	1	-12	-12.0	-12	0	1	0	1	0
2017	Penn State	13	13	53	857	16.2	48	9	1	2	2.0	2	0	9	0	9	0
CAREER TOTALS		53	51	214	2,842	13.3	54	18	10	22	2.2	14	0	18	0	18	0



TROY FUMAGALLI

84

TIGHT END



6-6 • 248 • WISCONSIN

BORN: Feb. 17, 1995, in Naperville, Ill.

HIGH SCHOOL: Waubonsie Valley High School, Aurora, Ill.

DRAFTED: Fifth Round (156th overall)

COLLEGE GAMES PLAYED/STARTED: 52/32

COLLEGE MAJOR: Finance, Investment & Banking

FUMAGALLI AT A GLANCE:

- A tight end who started 32-of-52 games at the University of Wisconsin after initially joining the program as a walk-on.
- Hauled in 135 passes for 1,627 yards (12.1 avg.) with seven touchdowns and was selected All-Big-Ten Conference twice during his collegiate career.
- Chosen as a finalist for the John Mackey Award (nation's top tight end) in 2017 after recording 46 catches for 547 yards (11.9 avg.) with four touchdowns.
- Started all 14 games as a junior in 2016, recording 47 catches for 580 yards (12.3 avg.) with two touchdowns.
- Notched 29 catches for 313 yards (11.2 avg.) with one touchdown in 2015 after earning a scholarship before the start of the season.
- Attended Waubonsie Valley High School in Aurora, Ill., where he was named a four-time academic all-conference honoree.
- Played on the 2018 Senior Bowl North Team that was coached by the Broncos' staff.
- Selected by the Broncos in the fifth round (156th overall) of the 2018 NFL Draft.



2017: Fumagalli was chosen as a finalist for the John Mackey Award (nation's top tight end) after recording 46 catches for 547 yards (11.9 avg.) with four touchdowns... Caught five passes for career-high 105 yards (21.0 avg.) with one touchdown vs. Utah State (9/1)... Hauled in five passes for 45 yards (9.0 avg.) vs. Ohio State in the Big Ten Championship Game (12/2).

2016: Fumagalli started all 14 games, recording 47 catches for 580 yards (12.3 avg.) with two touchdowns...Registered his first-career 100-yard game (7-100-0 TD) at Lambeau Field in the College Classic vs. LSU (9/3)... Caught ix passes for 83 yards (13.8 avg.) and recorded a vital fourth-quarter touchdown in the Goodyear Cotton Bowl Classic vs. Western Michigan (1/2), earning Offensive MVP honors..

2015: Fumagalli notched 28 catches for 313 yards (11.2 avg.) with one touchdown after earning a scholarship before the start of the season... Caught six passes for 60 yards (10.0 avg.) and scored his first career touchdown at Nebraska (10/10).

2014: Fumagalli played in all 14 games (2 starts), totaling 14 catches for 187 yards (13.4 avg.).

2013: Fumagalli redshirted as a true freshman.

HIGH SCHOOL: Fumagalli attended Waubonsie Valley High School in Aurora, Ill., where he was named a four-time academic all-conference honoree... Played tight end and linebacker... Finished his prep career with 172 tackles, four sacks and six passes defended... Also lettered in baseball.

PERSONAL: Troy Fumagalli was born on Feb. 17, 1995, in Naperville, Ill.

FUMAGALLI'S COLLEGIATE RECORD — PENN STATE

Year	School	G	S	RECEIVING					No.	RUSHING				TD	SCORING				TDtr	2pt	Pts.			
				No.	Yds.	Avg.	LG	TD		Yds.	Avg.	LG	TD		TD	TDp	TDtr							
2013	Wisconsin									REDSHIRTED														
2014	Wisconsin	14	2	14	187	13.4	28	0	0	0	—	—	0	0	0	0	0	0	0					
2015	Wisconsin	11	4	28	313	11.2	31	1	0	0	—	—	0	1	0	1	0	0	6					
2016	Wisconsin	14	14	47	580	12.3	30	2	0	0	—	—	0	2	0	2	0	0	12					
2017	Wisconsin	13	12	46	547	11.9	44	4	0	0	—	—	0	4	0	4	0	0	24					
CAREER TOTALS		52	32	135	1,627	12.1	44	7	0	0	—	—	0	7	0	7	0	0	42					



SAM JONES

70

GUARD



6-5 • 290 • ARIZONA STATE

BORN: Feb. 21, 1996, in Highlands Ranch, Colo.

HIGH SCHOOL: ThunderRidge High School, Highlands Ranch, Colo.

DRAFTED: Sixth Round (183rd overall)

COLLEGE GAMES PLAYED/STARTED: 32/25

COLLEGE MAJOR: Criminology and Criminal Justice

JONES AT A GLANCE:

- An offensive guard who started 25-of-32 games played at Arizona State University, seeing action primarily at left guard.
- Named an honorable mention All-Pacific-12 Conference selection after starting all 13 games played at left guard during his redshirt junior season in 2017.
- Opened all seven games played as a redshirt sophomore in 2016 before missing the rest of the season with a foot injury.
- Saw action in 12 games as a redshirt freshman, starting three games at left guard in addition to opening one game apiece at left tackle and right tackle.
- Attended ThunderRidge High School in Highlands Ranch, Colo., where he was named an All-Colorado selection by *The Denver Post* in 2012 and '13.
- Became the 10th Colorado High School player drafted by the Broncos and the organization's first such selection since defensive end Kenny Walker in 1991.
- Selected by the Broncos in the sixth round (183rd overall) of the 2018 NFL Draft.



2017: Jones was named an honorable mention All-Pacific-12 Conference pick after starting all 13 games played at left guard during his redshirt junior season... Helped the Sun Devils' offense average 430.8 yards and 31.9 points per game.

2016: Jones opened all seven games played as a redshirt sophomore before missing the rest of the season with a foot injury.

2015: Jones saw action in 12 games as a redshirt freshman, starting three games at left guard in addition to opening one game apiece at left tackle and right tackle.

2014: Jones redshirted as a true freshman.

HIGH SCHOOL: Jones attended ThunderRidge High School in Highlands Ranch, Colo., where he was named an All-Colorado selection by *The Denver Post* in 2012 and '13... Rated a four-star prospect by multiple scouting services.

PERSONAL: Sam Jones was born on Feb. 21, 1996, in Highlands Ranch, Colo.

JONES' COLLEGIATE RECORD — ARIZONA STATE

Year	School	G	S
2014	Arizona State	REDSHIRTED	
2015	Arizona State	12	5
2016	Arizona State	7	7
2017	Arizona State	13	13
CAREER TOTALS		32	25

BRONCOS FIND LOCAL TALENT

Including the selection of guard Sam Jones with the 183th overall pick in 2018, the Broncos have chosen a total of 10 players in the NFL Draft that played high school football in Colorado.

The other drafted players from Colorado high schools were defensive end Kenny Walker ('91), linebacker Marc Munford ('87), tight end Keli McGregor ('85), running back Chris Brewer ('84), nose tackle Laval Short ('80), wide receiver Steve Haggerty ('75), wide receiver Larry Brunson ('72), running back Bobby Anderson ('70) and guard G Mike Schnitker ('69).



KEISHAWN BIERRIA

40

INSIDE LINEBACKER

6-1 • 223 • WASHINGTON

BORN: July 26, 1995, in Carson, Calif.

HIGH SCHOOL: Narbonne High School, Los Angeles

DRAFTED: Sixth Round (217th overall)

COLLEGE GAMES PLAYED/STARTED: 54/43

COLLEGE MAJOR: Sociology



BIERRIA AT A GLANCE:

- An inside linebacker who started 43-of-54 games played at the University of Washington, totaling 242 tackles (155 solo), 7.5 sacks (50 yds.), four passes defended, five forced fumbles and eight fumble recoveries.
- Chosen as a second-team All-Pacific-12 Conference selection following both his redshirt senior and junior seasons.
- Started all 13 games played and finished with 60 tackles (41 solo), one sack (11 yds.), two passes defended, two forced fumbles and two fumble recoveries in 2017.
- Opened all 14 games as a redshirt junior, leading the NCAA-FBS with five fumble recoveries in addition to posting 70 tackles (42 solo), two sacks (17 yds.) and two forced fumbles.
- Recorded a collegiate-best 77 tackles (51 solo) and 3.5 sacks (20 yds.) in addition to forcing and recovering one fumble in 2015.
- Attended Narbonne High School in Los Angeles, where he was named first-team All-CIF Los Angeles City Section at linebacker after posting 87 tackles as a senior.
- Selected by the Broncos in the sixth round (217th overall) of the 2018 NFL Draft.



2017: Bierria started all 13 games played and finished with 60 tackles (41 solo), one sack (11 yds.), two passes defended, two forced fumbles and two fumble recoveries... Was named second-team All-Pacific-12 Conference for the second consecutive season... Totaled seven games with five or more tackles... Notched seven solo tackles and two passes defended at Stanford (11/10)... Led all players with 11 tackles vs. Penn State in the Fiesta Bowl (12/30)... Earned the 110th Guy Flaherty Most Inspirational Award at the UW post-season awards banquet, winning that honor for the second year in a row.

2016: Bierria opened all 14 games and led the NCAA-FBS with five fumble recoveries in addition to posting 70 tackles (42 solo), two sacks (17 yds.) and two forced fumbles... Made 12 tackles (11 solo) in the Huskies' season-opening win over Rutgers (9/3)... Recovered a fumble in five consecutive games (Week 2-6)... Talled team-high nine tackles against Southern California (11/12)... Registered seven tackles in the Chick-fil-A Peach bowl vs. Alabama (12/31).

2015: Bierria recorded a collegiate-best 77 tackles (51 solo) and 3.5 sacks (20 yds.) in addition to forcing and recovering one fumble... Recorded 12 tackles vs. California (9/26)... Notched five tackles and two sacks at Arizona State (11/14).

2014: Bierria played in all 14 games (4 starts) as a redshirt freshman, posting 35 tackles (21 solo) and one sack (2 yds.)... Talled 10 tackles (2) solo vs. UCLA (11/8).

2013: Bierria redshirted during his true freshman season.

HIGH SCHOOL: Bierria attended Narbonne High School in Los Angeles, where he was named first-team All-CIF Los Angeles City Section at linebacker after posting 87 tackles as a senior... Helped Narbonne to a 14-1 record and a second consecutive L.A. City Section Division I championship as well as a berth in the CIF South Regional championship game in 2012... Earned second-team All-L.A. City Section honors as a junior after totaling 65 tackles... Notched 69 tackles as Carson went 12-3 and made it to the Los Angeles City Section Championship Game in 2010.

PERSONAL: Keishawn Bierria (pronounced KEE-shawn be-AIR-ee-uh) was born on July 26, 1995, in Carson, Calif.

BIERRIA'S COLLEGIATE RECORD — WASHINGTON

Year	School	G	S	UT	A	TT	S-Yds.	I-Yds.	PD	FF	FR	TD-Int.	TD-FR	S	Pts.
2013	Washington						REDSHIRTED								
2014	Washington	14	4	21	14	35	1-2	0-0	0	0	0	0	0	0	0
2015	Washington	13	12	51	26	77	3.5-20	0-0	0	1	1	0	0	0	0
2016	Washington	14	14	42	28	70	2-17	0-0	2	2	5	0	0	0	0
2017	Washington	13	13	41	19	60	1-11	0-0	2	2	2	0	0	0	0
CAREER TOTALS		54	43	155	87	242	7.5-50	0-0	4	5	8	0	0	0	0



DAVID WILLIAMS

36

RUNNING BACK

6-2 • 229 • ARKANSAS

BORN: June 17, 1994, in Philadelphia

HIGH SCHOOL: Imhotep Institute Charter High School, Philadelphia

DRAFTED: Seventh Round (226th overall)

COLLEGE GAMES PLAYED/STARTED: 42/6

COLLEGE MAJOR: Retail Management



WILLIAMS AT A GLANCE:

- A running back who appeared in 42 games (6 starts) during his collegiate career at the University of Arkansas (2017) and the University of South Carolina (2013-16).
- Rushed 304 times for 1,450 yards (4.8 avg.) with 13 touchdowns in addition to catching 37 passes for 435 yards (11.8) with two touchdowns during his collegiate career.
- Played 12 games (1 start) as a graduate transfer with Arkansas in 2017, finishing the season with 117 carries for 656 yards (5.6 avg.) with eight touchdowns while adding 10 receptions for 171 yards (17.1 avg.) with two scores.
- Rushed for 239 yards and three touchdowns on 56 carries (4.3 avg.) during his final season with the Gamecocks.
- Appeared in 12 games (4 starts) with South Carolina in 2015, rushing 86 times for 299 yards (3.5 avg.) in addition to catching 11 passes for 93 yards (8.5 avg.).
- Saw action in nine games as a redshirt freshman, totaling 256 yards on 45 carries (5.7 avg.) with two touchdowns.
- Graduated from the University of South Carolina in May 2017 with a retail management degree.
- Rushed for 1,904 yards on 195 carries (9.8 avg.) with 23 touchdowns as a senior at Imhotep Institute Charter High School in Philadelphia.
- Selected by the Broncos in the seventh round (226th overall) of the 2018 NFL Draft.



2017: Williams played 12 games (1 start) as a graduate transfer with Arkansas, finishing the season with 117 carries for 656 yards (5.6 avg.) with eight touchdowns... Added 10 receptions for 171 yards (17.1 avg.) with two scores... Had three two-touchdown games and two three-score performances (vs. Texas A&M, 9/23; vs. Missouri, 11/24)... Recorded 31 runs for a first down, 18 10-plus yard runs and six 20-plus yard runs.

2016: Williams rushed for 239 yards and three touchdowns on 56 carries (4.3 avg.) during his final season with the Gamecocks... Turned 14 of his carries into first downs and five into runs of 10 or more yards... Had 83 all-purpose yards (67 rushing) on just eight touches vs. East Carolina (9/17).

2015: Williams appeared in 12 games (4 starts) with South Carolina, carrying 86 times for 299 yards (3.5 avg.) in addition to catching 11 passes for 93 yards (8.5 avg.)... Totaled 70 all-purpose yards (27 rushing; 43 receiving) and three first downs at Texas A&M (10/31).

2014: Williams saw action in nine games as a redshirt freshman, totaling 256 yards on 45 carries (5.7 avg.) with two touchdowns... Added seven catches for 99 yards (14.1 avg.)... Put together 85 all-purpose yards that included four receptions for 70 yards out of the backfield at Clemson (11/29).

2013: Williams redshirted as a true freshman.

HIGH SCHOOL: Williams rushed for 1,904 yards on 195 carries (9.8 avg.) with 23 touchdowns as a senior at Imhotep Charter High School in Philadelphia, leading his team to a 14-1 record... Earned first-team all-city honors as a senior and junior.

PERSONAL: David Williams was born on June 17, 1994, in Philadelphia.

WILLIAMS' COLLEGIATE RECORD — ARKANSAS / S. CAROLINA

Year	School	G	S	RUSHING							RECEIVING				SCORING				
				No.	Yds.	Avg.	LG	TD	No.	Yds.	Avg.	LG	TD	TD	TDr	TDp	TDrT	2pt	Pts.
2013	S. Carolina																		
2014	S. Carolina	9	0	45	256	5.7	37	2	7	99	14.1	59	0	2	2	0	0	12	
2015	S. Carolina	12	4	86	299	3.5	18	0	11	93	8.5	21	0	0	0	0	0	0	
2016	S. Carolina	9	1	56	239	4.3	33	3	9	72	8.0	16	0	3	3	0	0	18	
2017	Arkansas	12	1	117	656	5.6	26	8	10	171	17.1	37	2	10	8	2	0	60	
CAREER TOTALS		42	6	304	1,450	4.8	37	13	37	435	11.8	59	2	15	13	2	0	90	

COLLEGE FREE AGENTS

67 Bo BOWER

6-2 • 235 • IOWA

LINEBACKER

Bo Bower is a rookie linebacker from the University of Iowa who started 39-of-53 games played at outside linebacker for the Hawkeyes, totaling 209 tackles (99 solo), three sacks (17 yds.), three interceptions (90 yds.), 12 passes defended and two forced fumbles... Began his career as a walk-on before earning a scholarship prior to his redshirt freshman season... Recorded at least 90 tackles during his final two seasons at Iowa... Selected as an honorable mention All-Big Ten Conference choice following his redshirt freshman campaign... Attended West Branch (Iowa) High School, where he was selected second team all-state as a senior after posting 57 stops and five interceptions... Bo Bower was born on Oct. 31, 1994, in West Branch, Iowa.

9 JOHN DIARSE

6-1 • 214 • TEXAS CHRISTIAN

WIDE RECEIVER

John Diarse is a rookie wide receiver from Texas Christian University who started 21-of-27 games played with the Horned Frogs after beginning his collegiate career at Louisiana State University (25 GP; 8 GS)... Totaled 96 catches for 1,429 yards (14.9 avg.) with nine touchdowns during his collegiate career... Selected as a team captain his senior season at TCU and finished with 35 catches for 575 yards (16.4 avg.) with three scores... Hauled in 33 catches for 442 yards (13.4 avg.) with three touchdowns as a junior... Started 5-of-12 games played during his final season at LSU in 2015, catching 13 passes for 137 yards (10.5 avg.)... Prepped at Neville High School in Monroe, La., where he started at quarterback as a high school senior... Chosen as the Louisiana Sports Writers Association's 2012 4A Offensive MVP after passing for 1,685 yards with 18 touchdowns and rushing for 1,327 yards with 21 scores... John Diarse (pronounced DEE-ar-se) was born on Dec. 10, 1994.

46 JEFF HOLLAND

6-2 • 249 • AUBURN

OUTSIDE LINEBACKER

Jeff Holland is a rookie outside linebacker from Auburn University who appeared in 40 games (14 starts) during his three seasons with the Tigers... Finished his career with 71 tackles (44 solo), 13 sacks (87 yds.), five forced fumbles and two fumble recoveries... Opened all 14 games as a junior in 2017, finishing with 45 tackles (27 solo), 10 sacks (67 yds.), four forced fumbles and one fumble recovery... Selected as a first-team All-Southeastern Conference honoree following his breakout junior season... Played along the defensive line and at linebacker as a freshman and sophomore, contributing 26 tackles (17 solo) and three sacks (20 yds.)... Attended Trinity Christian High School in Jacksonville, Fla., where he led his school to two consecutive Class 3A Championships as a junior and senior... Chosen All-Florida and All-First Coast following his final two prep seasons... Also played basketball in high school... Jeff Holland was born on Sept. 27, 1997, in Jacksonville, Fla.

63 LEON JOHNSON

6-6 • 300 • TEMPLE

TACKLE

Leon Johnson is a rookie offensive tackle from Temple University who saw action in 45 games (31 starts) with the Owls... Started games at three different positions: 10 at LT; 20 at RT; 1 at LG... Opened 9-of-13 games played at left tackle during his redshirt senior season after opening all 14 games at right tackle the year before... Played 12 games (7 starts) as a redshirt sophomore, seeing time at both tackle positions... Took snaps at guard and tackle as a redshirt freshman... Attended Bound Brook (N.J.) High School, where he played along the offensive and defensive lines... Also played basketball... Hubert Leon Johnson was born on June 4, 1995, in Plainfield, N.J.

2 PHILLIP LINDSAY

5-8 • 190 • COLORADO

RUNNING BACK

Phillip Lindsay started 30-of-51 games played at the University of Colorado, finishing his career as CU's all-time leader in all-purposes yards (5,926) and yards from scrimmage (4,849)... Carried 765 times for 3,775 yards (4.9 avg.) with 36 touchdowns in addition to catching 117 passes for 1,084 yards (9.3 avg.) with three scores... Finished his career as the Buffs' second all-time leading rusher (3,775 yards) and was the first Buffaloe to record back-to-back 1,000-yard seasons... Named second-team All-Pacific-12 Conference and one of the 11 semifinalist for the Doak Walker Award following his senior season... Rushed 301 times for 1,474 yards (4.9 avg.) with 14 touchdowns and caught 23 passes for 257 yards (11.2 avg.) with one score in 2017... Earned second-team All-Pac-12 honors following his junior season after leading the conference with 16 rushing scores... Finished the season with 244 carries for 1,252 yards (5.1 avg.) with 16 touchdowns in addition to catching 53 passes for 493 yards (9.3 avg.) with one touchdown... Attended Denver South High School, where he was selected first-team all-state by *The Denver Post* as a junior... Finished his prep career as South's all-time leader in rushing yards (545 att., 4,587 yds., 8.4 avg.)... Tore his ACL during his senior season... Became the first Denver Broncos Futures Football (middle school program) member to sign an NFL contract... Phillip Lindsay grew up in Aurora, Colo., and was born on July 24, 1994, in Denver.

3 TREY MARSHALL

6-0 • 207 • FLORIDA STATE

SAFETY

Trey Marshall is a rookie safety from Florida State University who saw action in 38 games (24 starts) during his collegiate career... Posted 135 tackles (81 solo), one sack (12 yds.) and six passes defended or the Seminoles... Played nine games (7 starts) as a senior, finishing with 44 tackles (21 solo) and one pass defended... Had a season-high 10 tackles (4 solo) vs. Louisville (10/21)... Opened 11-of-12 games played at safety and nickel as a junior, ending the season ranked third on the team with 58 stops (40 solo)... Led the team in tackles with eight against Wake Forest (10/15) and 11 against No. 3 Clemson (10/29)... Started six games as a sophomore before missing the rest of the season with a biceps injury... Chosen as the Atlantic Coast Conference's Defensive Back of the Week following his 11-tackle performance at Wake Forest (10/3)... Saw action in 11 games as a true freshman at safety and on special teams... Prepped at Columbia High School in Lake City, Fla., where he was selected first-team all-state as a junior... Missed part of his senior season with injuries, but returned to help Columbia reach the 6A regional semifinals... Trey Marshall was born on Feb. 13, 1993, in Lake City, Fla.

71 AUSTIN SCHLOTTMANN

6-6 • 300 • SOUTHERN METHODIST

GUARD

Austin Schlottmann is an offensive guard from Southern Methodist University who appeared in 51 games (29 starts) with the Mustangs... Was an honorable mention All-Big-12 Conference selection after opening all 14 games (8 at C; 6 at RG) as a senior... Started 11 games as a junior and was chosen to the Big-12 Second Team despite missing two conference games... Played 13 games (4 starts) as a sophomore, earning starts at center and right guard... Saw action in all 13 games as a true freshman... Attended Brenham (Texas) High School, where he was a teammate of Broncos wide receiver Courtland Sutton... Named 4A first-team all-state as a senior after picking up all-district nods as a junior and sophomore... Austin Schlottmann (pronounced SHLOTE-man) was born on Sept. 18, 1995, in Brenham, Texas.

69 ANTONIO SIMMONS

6-3 • 246 • GEORGIA TECH

DEFENSIVE END

Antonio Simmons is a rookie defensive end from Georgia Tech who played 43 games (9 starts) for the Yellow Jackets, posting 81 tackles (60 solo), 7.5 sacks (54 yds.) and four forced fumbles... Originally signed with Tampa Bay as a college free agent on April 30, 2018, before being waived by the Buccaneers May 13, 2018... Led Georgia Tech in sacks (5.5-45) as a senior in 2017 in addition to registering 31 tackles (26 solo)... Played all 13 games as a junior, finishing with 32 tackles (23 solo)... Appeared in 11 games (3 starts) as a sophomore and posted 13 tackles, one sack (5 yds.) and one forced fumble... Prepped at University Christian School in Jacksonville, Fla., where he recorded 50 tackles and 29 sacks as a high school senior... Chosen all-state and all-district following his final high school campaign... Antonio Simmons was born on Feb. 10, 1996, in Jacksonville, Fla.

85 JIMMY WILLIAMS

5-11 • 194 • EAST CAROLINA

WIDE RECEIVER

Jimmy Williams is a rookie wide receiver from East Carolina University who started 25-of-40 games played with the Pirates after joining the program as a walk-on... Finished his collegiate career with 119 catches for 1,722 yards (14.5 avg.) with 14 touchdowns despite battling injuries throughout his career... Saw action in 10 games (7 starts) as a redshirt senior, finishing with 32 catches for 447 yards (14.0 avg.) with three touchdowns... Opened all 12 games played as a redshirt junior, posting 45 catches for 818 yards (18.2 avg.) with 18 touchdowns... Played seven games (6 starts) as a redshirt junior and caught 15 passes for 137 yards (9.1 avg.) with two touchdowns... Earned a scholarship before the start of the 2014 season... Appeared in nine games (1 start) as a redshirt freshman, catching 22 passes for 254 yards (11.5 avg.) with one touchdown... Played two games as a true freshman before suffering a season-ending injury... Attended Washington (N.C.) High School, where he played quarterback... Rushed for 1,329 yards and threw for 974 more while scoring 29 total touchdowns as a high school senior in 2012... Also lettered in basketball... James Otis Williams III was born on Feb. 24, 1995, in Washington, N.C.

BRONCOS COLLEGE FREE AGENT HISTORY

At least one rookie college free agent has made the Broncos' active roster out of training camp in 13 of the last 14 years.

Safety Jamal Carter made Denver's Week 1 roster in 2017 to become the 20th rookie college free agent to make the team out of training camp since 1997.





BRONCOS BREAKDOWN BY POSITION

Players listed alphabetically

OFFENSE

QUARTERBACK

Case Keenum
Chad Kelly
Paxton Lynch

RUNNING BACK

Devontae Booker
Royce Freeman
De Angelo Henderson
Andy Janovich (FB)
Phillip Lindsay
David Williams

TIGHT END

Jake Butt
Troy Fumagalli
Jeff Heuerman
Matt LaCosse
Brian Parker
Austin Traylor

WIDE RECEIVER

Kenny Bell
River Cracraft
John Diarse
DaeSean Hamilton
Carlos Henderson
Jordan Leslie
Isaiah McKenzie
Tim Patrick
Emmanuel Sanders
Courtland Sutton
Jordan Taylor
Demaryius Thomas
Jimmy Williams

OFFENSIVE LINE

Garrett Bolles
J.J. Dielman
Max Garcia
Leon Johnson
Sam Jones
Andreas Knappe
Cyrus Kouandjio
Ron Leary
Connor McGovern
Matt Paradis
Jeremiah Poutasi
Austin Schlottmann
Billy Turner
Jared Veldheer
Menelik Watson
Elijah Wilkinson

DEFENSE

DEFENSIVE LINE

Paul Boyette
Adam Gotsis
Shelby Harris
Zach Kerr
Caushaud Lyons
Clinton McDonald
Kyle Peko
Domata Peko Sr.
Antonio Simmons
DeMarcus Walker
DeShawn Williams
Derek Wolfe

LINEBACKER

Zaire Anderson
Shaquil Barrett
Keishawn Bierria
Bo Bower
Bradley Chubb
Todd Davis
Jerrold Garcia-Williams
Jeff Holland
Josey Jewell
Joseph Jones
Stanly Maponga
Brandon Marshall
Von Miller
Shane Ray
Marcus Rush

CORNERBACK

Tramaine Brock
Chris Harris Jr.
Michael Hunter
Brendan Langley
Marcus Rios
Bradley Roby
C.J. Smith
Isaac Yiadom

SAFETY

Jamal Carter
Su'a Cravens
Trey Marshall
Jordan Moore
Will Parks
Justin Simmons
Darian Stewart
Dymonte Thomas

SPECIAL TEAMS

PLACE KICKER

Brandon McManus

PUNTER

Marquette King

SNAPPER

Casey Kreiter

Rookies and first-year players are displayed in italics
Position assignments are tentative as of June 29, 2018.

PRONUNCIATION GUIDE

Zaire Anderson (zye-AIR)
Shaquil Barrett (shuh-KEEL)
Keishawn Bierria (KEY-shawn be-AIR-ee-uh)
Garrett Bolles (BOWLS)
River Cracraft (CRAY-craft)
Su'a Cravens (SOO-uh CRAY-vins)
John Diarse (DEE-arse)
J.J. Dielman (DEAL-man)
Troy Fumagalli (foo-mah-GAH-lee)
Jerrold Garcia-Williams (jeh-ROLE)

Adam Gotsis (GOT-sis)
DaeSean Hamilton (DAY-sean)
Jeff Heuerman (HIGH-er-MIN)
Josey Jewell (joe-ZEE)
Andreas Knappe (kuh-nap-EE)
Cyrus Kouandjio (KWAN-jo)
Casey Kreiter (CRY-ter)
Matt LaCosse (la-COSS)
Caushaud Lyons (ka-SHAUD)
Stanly Maponga (ma-PONG-uh)

Matt Paradis (PARE-uh-diss)
Domata Peko Sr. (PECK-oh)
Kyle Peko (PECK-oh)
Jeremiah Poutasi (po-TAH-see)
Austin Schlottmann (SHLOTE-man)
Demaryius Thomas (duh-MARE-ee-us)
Dymonte Thomas (di-MON-tay)
Jared Veldheer (vell-DEER)
Menelik Watson (MEN-ah-lick)
Isaac Yiadom (YEAH-dum)

DENVER BRONCOS 2018 ROSTER (AS OF JUNE 29, 2018)



No.	Player	Pos.	Ht.	Wt.	Age	NFL Exp.	College	High School Hometown	How Acq.	2017 PS-DNP-WA	1 Numerical Roster
50	Anderson, Zaire	ILB	5-11	220	25	3	Nebraska	Philadelphia	FA-15	16-2-0-0	1 Marquette King.....S
48	Barrett, Shaquil	OLB	6-2	250	25	5	Colorado State	Baltimore, Md.	FA-14	16-9-0-0	2 Phillip Lindsay.....RB
13	Bell, Kenny	WR	6-1	188	26	3	Nebraska	Boulder, Colo.	FA-18	0-0-0-0	3 Trey Marshall.....S
72	Bieria, Keishawn	ILB	6-1	223	26	2	Washington	Carson, Calif.	D6b-18	0-0-0-0	4 Cese Keenum.....QB
40	Bolles, Garrett	T	6-5	297	26	2	Utah	Walnut Creek, Calif.	D1-17	16-16-0-0	6 Chad Kelly.....QB
67	Booker, Devontae	RB	5-11	219	26	3	Utah	Sacramento, Calif.	D4-16	13-0-0-3	8 Brandon McManus.....K
23	Bower, Bo	LB	6-1	228	23	3	Iowa	West Branch, Iowa	FA-18	0-0-0-0	9 John Diarse.....WR
91	Boyette, Paul	DE	6-1	310	24	1	Texas	Humble, Texas	FA-17	0-0-0-0	10 Emmanuel Sanders.....WR
22	Brook, Tramaine	CB	6-0	188	29	9	Belhaven College	Gulport, Miss.	FA-18	11-0-0-5	11 Carlos Henderson.....WR
80	Butt, Jake	TE	6-6	250	22	2	Michigan	Pickerington, Ohio	D3a-17	0-0-0-0	12 Paxton Lynch.....QB
20	Carler, Jamal	S	6-1	215	24	2	Miami	Naranja, Fla.	FA-17	16-0-0-0	13 Kenny Bell.....QB
55	Chubb, Bradley	OLB	6-4	275	21	2	North Carolina State	Marletta, Ga.	D1-18	0-0-0-0	14 Courtland Sutton.....WR
15	Cracraft, River	WR	6-0	198	23	1	Washington State	Santa Margarita, Calif.	FA-17	0-0-0-0	15 River Cracraft.....WR
21	Cravens, Su'a	S	6-1	224	22	3	Southern California	Los Angeles	T-18	0-0-0-0	16 Isaiah McKenzie.....WR
51	Davis, Todd	ILB	6-1	230	26	5	Sacramento State	Lancaster, Calif.	W-14	14-14-0-2	17 DaeSean Hamilton.....WR
9	Diarse, John	WR	6-1	214	23	5	Texas Christian	Monroe, La.	FA-18	0-0-0-0	19 Jordan Leslie.....WR
64	Dielman, J.J.	G	6-5	309	24	2	Utah	Ahuwatukee, Ariz.	FA-17	0-0-0-3	20 Jamal Carter.....S
37	Freeman, Royce	RB	6-0	238	22	2	Oregon	Imperial, Calif.	D3a-18	0-0-0-0	21 Su'a Cravens.....S
84	Fumagalli, Troy	TE	6-6	248	23	2	Wisconsin	Aurora, Ill.	D6-18	0-0-0-0	22 Tramaine Brock.....CB
76	Garcia, Max	G	6-4	309	26	4	Florida	Norcross, Ga.	D4-15	16-16-0-0	23 Devontae Booker.....RB
52	Garcia-Williams, Jerrol	ILB	6-2	235	24	2	Hawaii	Las Vegas	FA-17	11-0-0-0	25 Chris Harris Jr.....CB
99	Gotsis, Adam	DE	6-4	287	25	3	Georgia Tech	Melbourne, Australia	D2-16	16-13-0-0	26 Darrian Stewart.....S
17	Hamilton, DaeSean	WR	6-1	206	23	3	Penn State	Fredericksburg, Va.	D4b-18	0-0-0-0	27 Brendan Langley.....CB
25	Harris Jr., Chris	CB	5-10	199	28	8	Kansas	Bixby, Okla.	FA-11	16-16-0-0	28 C.J. Smith.....CB
96	Harris, Shelby	DE	6-2	290	26	4	Illinois State	Milwaukee	FA-17	16-6-0-0	29 Bradley Roby.....CB
11	Henderson, Carlos	WR	5-11	199	23	2	Louisiana Tech	New Orleans	D3a-17	0-0-0-0	30 Jordan Moore.....S
33	Henderson Sr., DeAngelo	RB	5-7	208	25	2	Coastal Carolina	Summerville, S.C.	D6-17	5-0-0-11	31 Justin Simmons.....S
82	Heuerman, Jeff	TE	6-5	255	25	2	Ohio State	Naples, Fla.	D3-15	14-6-0-2	32 Andy Janovich.....FB
46	Holland, Jeff	OLB	6-2	249	20	4	Aburn	Jacksonville, Fla.	FA-17	0-0-0-0	33 DeAngelo Henderson Sr. RB
39	Hunter, Michael	CB	6-0	192	25	3	Oklahoma State	Monroe, La.	FA-17	4-0-0-5	34 Will Parks.....S
32	Janovich, Andy	ILB	6-1	238	25	3	Nebraska	Gretna, Neb.	D3a-16	16-4-0-0	35 Dymonte Thomas.....S
47	Jewell, Josey	ILB	6-2	236	23	3	Iowa	Decorah, Iowa	D4a-18	0-0-0-0	36 David Williams.....RB
63	Johnson, Leon	T	6-6	300	23	2	Temple	Plainfield, N.J.	FA-18	0-0-0-0	37 Royce Freeman.....CB
43	Jones, Joseph	ILB	6-0	231	24	2	Northwestern	Piano, Ill.	FA-17	7-0-0-1	38 Marcus Rios.....CB
70	Jones, Sam	G	6-5	290	22	2	Arizona State	Highlands Ranch, Colo.	D6a-18	15-14-1-0	39 Michael Hunter.....CB
4	Keenum, Case	QB	6-1	215	30	6	Houston	Brownwood, Texas	UFA-18	15-14-1-0	40 Keshawn Berria.....ILB
6	Kelly, Chad	DE	6-2	224	24	2	Mississippi	Buffalo, N.Y.	D7-17	0-0-0-0	41 Isaac Yiadom.....CB
92	Kerr, Zach	DE	6-2	334	27	5	Delaware	Virginia Beach, Va.	UFA-17	11-1-0-5	42 Casey Kreiter.....LS
1	King, Marquette	P	6-0	195	29	6	Fort Valley State	Macon, Ga.	FA-18	16-0-0-0	43 Joseph Jones.....ILB
73	Knappe, Andreas	T	6-8	315	27	1	Connecticut	Siegborg, Denmark	FA-17	0-0-0-0	46 Jeff Holland.....OLB
79	Kouandjio, Cyrus	T	6-7	325	24	5	Alabama	Cameron	FA-17	3-1-0-5	47 Jossey Jewell.....ILB
42	Kreiter, Casey	LS	6-1	250	27	3	Iowa	DeWitt, Iowa	FA-16	16-0-0-0	48 Shaquil Barrett.....OLB



83	LaCosse, Matt	TE	6-6	255	25	4	Illinois	Naperville, Ill.	FA-17	5-1-0-7	Marcus Rush	OLB
27	Langley, Brendan	CB	6-0	199	23	2	Lamar	Marietta, Ga.	D3b-17	11-0-0-5	Zare Anderson	ILB
65	Leary, Ron	G	6-3	320	29	7	Memphis	Baton Rouge, La.	UFA-17	11-11-0-2	Todd Davis	ILB
19	Leslie, Jon	WR	6-1	205	26	3	Brigham Young	Houston	FA-17	2-0-0-0	Jerrold Garcia-Williams	ILB
2	Lindsay, Phillip	RB	5-8	190	23	3	Colorado	Aurora, Colo.	CFA-18	0-0-0-0	Brandon Marshall	ILB
12	Lynch, Paxton	RB	6-7	244	24	3	Memphis	San Antonio	D1-16	2-2-2-13	Bradley Chubb	OLB
97	Lyons, Causaund	DT	6-4	310	25	2	Tusculum	Atlanta	FA-18	0-0-0-0	Shane Ray	OLB
59	Maponga, Stansly	OLB	6-2	257	27	5	Texas Christian	Carrollton, Texas	FA-17	0-0-0-0	DeMarcus Walker	DE
54	Marshall, Brandon	ILB	6-1	250	28	7	Nevada	Las Vegas	FA-13	16-16-0-0	DeMarcus Walker	DE
3	Marshall, Trey	S	6-0	207	31	9	Florida State	Jacksonville, Fla.	CFA-18	0-0-0-0	Don Miller	OLB
98	McDonald, Clinton	DL	6-2	297	31	9	Memphis	Lake City, Fla.	UFA-18	0-0-0-0	Stanley Maponga	OLB
60	McGovern, Connor	G/C	6-4	306	25	3	Missouri	Fargo, N.D.	D5b-16	14-3-0-2	Connor McGovern	G/C
16	McKenzie, Isaiah	WR	5-8	173	23	2	Georgia	Miami	D5b-17	15-5-1-0	Matt Paradis	C
8	McManus, Brandon	K	6-3	201	26	5	Temple	Lansdale, Pa.	D1-14	11-0-0-5	Leon Johnson	T
58	Miller, Von	OLB	6-3	250	26	8	Texas A&M	DeSoto, Texas	D1-11	16-0-0-0	J.J. Dielman	G
30	Moore, Jordan	S	6-3	225	24	1	Texas-San Antonio	Atlanta	FA-17	16-16-0-0	Ron Leary	G
89	Paradis, Matt	C	6-3	300	26	4	Boise State	Council, Idaho	D6-14	0-0-0-0	Bo Bower	LB
61	Parker, Brian	TE	6-4	265	26	3	Albany	Hempstead, N.Y.	FA-17	16-16-0-0	Jared Veldheer	T
34	Parks, Will	S	6-1	194	23	3	Arizona	Philadelphia	D6b-16	0-0-0-0	Elijah Wilkinson	T
81	Patrick, Tim	WR	6-4	212	24	1	Utah	San Diego	FA-17	16-5-0-0	Bo Bower	LB
94	Peko Sr., Donata	NT	6-3	325	33	13	Michigan State	Pago Pago, Amer. Samoa	UFA-17	14-14-0-2	Austin Schlotmann	G
90	Peko, Kyle	LB	6-1	305	24	3	Michigan State	La Habra, Calif.	CFA-16	6-0-0-4	Garrett Boles	T
74	Poutasi, Jeremiah	T	6-5	330	23	3	Utah	San Mateo, Calif.	D1-15	0-0-0-0	Andreas Knappe	T
56	Ray, Shane	OLB	6-3	245	25	4	Missouri	Shawnee Mission, Kan.	FA-17	8-7-0-0	Jeremiah Poutasi	T
38	Rios, Marcus	CB	5-11	185	23	2	UCLA	Elk Grove, Calif.	CFA-17	5-0-0-0	Menelik Watson	T
29	Roby, Bradley	CB	5-11	194	26	5	Ohio State	Swansea, Ga.	D1-14	16-4-0-0	Max Garcia	G
49	Rush, Marcus	OLB	6-3	251	26	3	Michigan State	Cincinnati	FA-17	0-0-0-0	Billy Turner	OL
10	Sanders, Emmanuel	WR	5-11	180	31	9	Southern Methodist	Belleville, Texas	UFA-14	12-11-0-4	Cyrus Kouandjio	TE
71	Schlotmann, Austin	G	6-6	300	22	9	Texas Christian	Brenham, Texas	CFA-18	0-0-0-0	Jake Butt	TE
69	Simmons, Antonio	DE	6-3	246	22	3	Georgia Tech	Jacksonville, Fla.	CFA-18	0-0-0-0	Tim Patrick	WR
31	Simmons, Justin	S	6-2	202	24	3	Boston College	Manassas, Va.	D3-16	13-13-0-0	Jeff Heuserman	TE
26	Smith, C.J.	CB	5-11	188	25	3	North Dakota State	Manassas, Va.	W-18	3-0-0-0	Matt LaCosse	TE
28	Stewart, Darian	S	5-11	214	29	3	South Carolina	Huntsville, Ala.	UFA-15	16-15-0-0	Troy Fumagalli	TE
14	Sutton, Courtland	WR	6-4	216	22	3	Southern Methodist	Brenham, Texas	D2-18	0-0-0-0	Jimmy Williams	WR
87	Taylor, Jordan	WR	6-5	210	26	3	Rice	Denison, Texas	CFA-15	10-2-0-6	Austin Taylor	TE
88	Thomas, Demaryius	WR	6-3	229	30	9	Georgia Tech	Montrose, Ga.	D1a-10	16-16-0-0	Jordan Taylor	WR
35	Thomas, Dymonte	S	6-2	199	24	2	Michigan	Alliance, Ohio	CFA-17	3-0-0-0	Demaryius Thomas	WR
86	Traylor, Austin	TE	6-3	255	24	2	Wisconsin	Columbus, Ohio	FA-16	7-3-0-0	Brian Parker	WR
77	Turner, Billy	OL	6-5	310	26	5	North Dakota State	Shoreview, Minn.	W-16	1-0-0-4	Kyle Peko	NT
66	Valcheur, Jared	T	6-8	321	30	9	Hillsdale College	Grand Rapids, Mich.	T-18	13-13-0-0	Paul Boyette	DE
57	Walker, DelMarcus	DE	6-4	280	23	2	Florida State	Jacksonville, Fla.	D2-17	10-0-0-6	Zach Kerr	DE
75	Watson, Menelik	T	6-5	315	25	6	Florida State	Manchester, England	UFA-17	7-7-0-1	DeShawn Williams	DE
68	Wilkinson, Elijah	T	6-6	329	23	2	Massachusetts	Downington, Pa.	CFA-17	9-0-1-1	Donata Peko Sr.	NT
36	Williams, David	RB	6-1	229	23	3	Arkansas	Philadelphia	D7-18	0-0-0-0	Derek Wolfe	DE
93	Williams, DeShawn	DE	6-1	292	23	3	Clemson	Central, S.C.	FA-18	0-0-0-0	Shelby Harris	DE
85	Williams, Jimmy	WR	5-11	194	23	7	East Carolina	Washington, D.C.	CFA-18	0-0-0-0	Causaund Lyons	DE
95	Wolfe, Derek	DE	6-5	285	28	1	Cincinnati	Lisbon, Ohio	D2a-12	11-11-0-1	Clinton McDonald	DE
41	Yiadom, Isaac	CB	6-1	190	22	3	Boston College	Worcester, Mass.	D3b-18	0-0-0-0	Adam Gotsis	DE

KEY: CFA-college free agent; D-drafted; FA-acquired as free agent; RFA-acquired as restricted free agent; UFA-acquired as unrestricted free agent; T-trade; W-waivers.

BRONCOS TRANSACTIONS (9/1/17-6/29/18)

BY DATE			
9/1/17	Traded OL Ty Sambraillo to Atlanta	9/16/17	Signed NT Kyle Peko to active roster
9/2/17	Placed TE Jake Butt on Reserve/NFI		Waived NT Tyrique Jarrett
	Placed QB Chad Kelly on Reserve/NFI	9/18/17	Signed NT Tyrique Jarrett to practice squad
	Placed WR Carlos Henderson on injured reserve	10/17/17	Released DL Ahtyba Rubin
	Released WR Marlon Brown		Placed G Billy Turner on injured reserve
	Released RB Stevan Ridley	10/18/17	Signed WR Hunter Sharp to active roster
	Released CB Chris Lewis-Harris		Signed WR River Cracraft to practice squad
	Released S T.J. Ward	10/19/17	Signed WR Tim Patrick to practice squad
	Waived DL Nelson Adams		Waived/Injured WR River Cracraft from practice squad
	Waived S Dante Barnett	10/21/17	Signed C Dillon Day to active roster
	Waived C Dillon Day		Signed ILB Jerrol Garcia-Williams to active roster
	Waived OLB Vontarrius Dora		Signed T Elijah Wilkinson to active roster
	Waived OLB Ken Ekanem		Placed ILB Corey Nelson on injured reserve
	Waived LB Quentin Gause		Waived NT Kyle Peko
	Waived OLB Deon Hollins	10/24/17	Signed NT Kyle Peko to practice squad
	Waived G Cameron Hunt		Signed ILB Kevin Snyder to practice squad
	Waived NT Tyrique Jarrett		Waived C Dillon Day
	Waived T Cedrick Lang	10/26/17	Signed OL Gabe Ikard to practice squad
	Waived OLB Danny Mason	10/28/17	Signed DE Jhaustin Thomas to practice squad
	Waived LB Deiontrez Mount	10/30/17	Activated OLB Shane Ray from injured reserve
	Waived T Justin Murray		Signed ILB Kevin Snyder to active roster
	Waived WR Anthony Nash		Waived WR Hunter Sharp
	Waived NT Kyle Peko	11/1/17	Signed WR Hunter Sharp to practice squad
	Waived WR Kalif Raymond	11/7/17	Signed T Cyrus Kouandjio
	Waived CB Marcus Rios		Signed LB Joseph Joness off Seattle's practice squad
	Waived TE Steven Scheu		Placed T Menelik Watson on injured reserve
	Waived OL Michael Schofield		Waived ILB Kevin Snyder
	Waived WR Hunter Sharp		
	Waived QB Kyle Slotter	11/8/17	Signed Dillon Day to practice squad
	Waived ILB Kevin Snyder		Waived WR Tim Patrick
	Waived DE Shakir Soto	11/14/17	Waived OLB Kasim Edebali
	Waived S Orion Stewart	11/15/17	Signed OLB Deiontrez Mount to active roster
	Waived S Dymonte Thomas		Signed TE Brian Parker to practice squad
	Waived RB Juwan Thompson		Signed WR Tim Patrick to practice squad
	Waived TE Austin Traylor	11/18/17	Signed TE Austin Traylor from practice squad
	Waived RB Stanley Williams		Waived/Injured TE A.J. Derby
	Waived T Elijah Wilkinson	11/22/17	Signed OLB Stansly Maponga to practice squad
9/3/17	Signed NT Kyle Peko	11/23/17	Waived CB Lorenzo Doss
	Signed C Dillon Day to practice squad	11/25/17	Signed NT Kyle Peko to active roster
	Signed LB Jerrol Garcia-Williams to practice squad	11/28/17	Signed DB Michael Hunter to practice squad
	Signed NT Tyrique Jarrett to practice squad	12/1/17	Signed CB Marcus Rios to active roster
	Signed OLB Deiontrez Mount to practice squad	12/5/17	Placed DE Derek Wolfe in injured reserve
	Signed CB Marcus Rios to practice squad		Signed T Jeremiah Poutasi to practice squad
	Signed WR Hunter Sharp to practice squad		Waived OL Gabe Ikard from practice squad
	Signed S Dymonte Thomas to practice squad	12/12/17	Signed TE Matt LaCrosse off of New York Giants' practice squad
	Signed TE Austin Traylor to practice squad		Placed G Ron Leary on injured reserve
	Signed OL Elijah Wilkinson to practice squad		Placed S Justin Simmons on injured reserve
9/4/17	Signed QB Brock Osweiler	12/13/17	Signed S Dymonte Thomas to active roster
	Placed OLB Shane Ray on injured reserve	12/14/17	Placed QB Trevor Siemian on injured reserve
9/6/17	Signed RB Jonathan Williams to practice squad	12/16/17	Signed G J.J. Dielman off of Cincinnati's practice squad
9/9/17	Waived NT Kyle Peko	12/17/17	
9/10/17	Signed NT Tyrique Jarrett to active roster		
9/11/17	Signed NT Kyle Peko to practice squad		
9/15/17	Signed DL Ahtyba Rubin	12/18/17	Signed WR River Cracraft to practice squad
	Placed DE Jared Crick on injured reserve		Waived NT Tyrique Jarrett



BRONCOS TRANSACTIONS, CONT.

12/19/17	Signed DB Michael Hunter to active roster
	Signed DT Paul Boyette to practice squad
	Signed LB Marcus Rush to practice squad
	Placed OLB Shane Ray on injured reserve
12/20/17	Signed S Jordan Moore to practice squad
12/26/17	Signed WR Jordan Leslie to practice squad
1/1/17	Signed DT Paul Boyette to future contract
	Signed WR River Cracraft to future contract
	Signed WR Jordan Leslie to future contract
	Signed OLB Stansly Maponga to future contract
	Signed S Jordan Moore to future contract
	Signed TE Brian Parker to future contract
	Signed WR Tim Patrick to future contract
	Signed T Jeremiah Poutasi to future contract
	Signed LB Marcus Rush to future contract
	Signed DE Jhaustin Thomas to future contract
1/17/18	Signed WR Kenny Bell to future contract
	Signed T Andreas Knappe to future contract
	Signed DL DeShawn Williams to future contract
3/15/18	Signed QB Case Keenum
	Traded CB Aqib Talib to L.A. Rams
3/19/18	Traded QB Trevor Siemian to Minnesota
3/21/18	Signed K Taylor Bertolet
	Signed LS Christian Kuntz
	Signed DL Clinton McDonald
3/23/18	Acquired T Jared Veldheer from Arizona
3/29/18	Acquired S Su'a Cravens from Washington
4/5/18	Signed P Marquette King
4/14/18	Claimed CB C.J. Smith off waivers
4/16/18	Released RB C.J. Anderson
4/30/18	Waived K Taylor Bertolet
	Waived DE Jhaustin Thomas
5/1/18	Signed WR John Diarse (CFA)
	Signed OLB Jeff Holland (CFA)
	Signed T Leon Johnson (CFA)
	Signed RB Phillip Lindsay (CFA)
	Signed NT Lowell Lotulelei (CFA)
	Signed DB Trey Marshall (CFA)
	Signed G Austin Schlottmann (CFA)
	Signed WR Jimmy Williams (CFA)
5/11/18	Signed ILB Keishawn Bierria (draft choice)
	Signed TE Troy Fumagalli (draft choice)
	Signed WR DaeSean Hamilton (draft choice)
	Signed ILB Josey Jewell (draft choice)
	Signed G Sam Jones (draft choice)
5/11/18	Signed WR Courtland Sutton (draft choice)
	Signed RB David Williams (draft choice)
5/14/18	Waived NT Lowell Lotulelei
5/17/18	Signed QB Nick Stevens
5/27/18	Signed CB Isaac Yiadom (draft choice)
6/12/18	Waived/Injured OLB Deiontrez Mount
6/14/18	Signed DL Caushaud Lyons
	Signed OLB Antonio Simmons (CFA)
	Signed ILB Bo Bower (CFA)
	Waived LS Christian Kuntz
	Waived QB Nick Stevens
6/21/18	Signed OLB Bradley Chubb (draft choice)

BY PLAYER

ADAMS, Nelson — DL	8/12/17 Signed
	9/2/17 Waived
ANDERSON, C.J. — RB	4/16/18 Released
BARNETT, Dante — S	5/11/17 Signed
	9/2/17 Waived
BELL, Kenny — WR	1/17/18 Signed to future contract
BERTOLET, Taylor — K	3/21/18 Signed
	4/30/18 Waived
BIERRIA, Keishawn — ILB	5/11/18 Signed as draft choice
BOWER, Bo — ILB	6/14/18 Signed
BOYETTE, Paul — DT	12/19/17 Signed to practice squad
	1/1/18 Signed to future contract
BROWN, Marlon — WR	7/27/16 Signed
	8/4/16 Waived
	11/21/16 Signed
	12/10/16 Placed on injured reserve
	9/2/17 Released
BUTT, Jake — TE	5/12/17 Signed (draft choice)
	9/2/17 Placed on Reserve/NFI
CHUBB, Bradley — OLB	6/21/18 Signed as draft choice
CRACRAFT, River — WR	10/17/17 Signed to practice squad
	10/19/17 Waived/Injured
	12/18/17 Signed to practice squad
	1/1/18 Signed to future contract
CRAVENS, Su'a — S	3/29/18 Acquired via trade (Was.)
CRICK, Jared — DE	9/15/17 Placed on injured reserve
DAY, Dillon — C	5/5/15 Signed
	9/5/15 Waived
	9/6/15 Signed to practice squad
	2/10/15 Signed to future contract
	9/3/16 Waived
	9/4/16 Signed to practice squad
	1/2/17 Signed to future contract
	9/2/17 Waived
	9/3/17 Signed to practice squad
	10/21/17 Signed to active roster
	10/24/17 Waived
	11/8/17 Signed to practice squad
DERBY, A.J. — TE	10/26/16 Acquire via trade from N.E.
	11/18/17 Waived/Injured
DIARSE, John — WR	5/1/18 Signed
DIELMAN, J.J. — G	12/17/17 Signed off Cincinnati's practice squad
DORA, Vontarris — OLB	5/6/16 Signed
	9/3/16 Waived
	9/4/16 Signed to practice squad
	12/16/16 Signed to active roster
	9/2/17 Waived
DOSS, Lorenzo — CB	11/23/17 Waived



BRONCOS TRANSACTIONS, CONT.

EDEBALI, Kasim — OLB

3/13/17 Signed
11/14/17 Waived

EKANEM, Ken — OLB

5/11/17 Signed
9/2/17 Waived

FUMAGALLI, Troy — TE

5/11/18 Signed as draft choice

GARCIA-WILLIAMS, Jerrol — ILB

5/11/17 Signed
9/3/17 Signed to practice squad
10/21/17 Signed to active roster

GAUSE, Quentin — LB

10/18/16 Signed to practice squad
12/10/16 Signed to active roster
9/2/17 Waived

HAMILTON, DaeSean — WR

5/11/18 Signed as draft choice

HENDERSON, Carlos — WR

5/26/17 Signed (draft choice)
9/2/17 Placed on injured reserve

HOLLAND, Jeff — OLB

5/1/18 Signed

HOLLINS, Deon — OLB

5/11/17 Signed
9/2/17 Waived

HUNT, Cameron — G

5/11/17 Signed
9/2/17 Waived

HUNTER, Michael — DB

11/29/17 Signed to practice squad
12/19/17 Signed to active roster

IKARD, Gabe — OL

10/26/17 Signed to practice squad
12/5/17 Waived

JARRETT, Tyrique — NT

5/11/17 Signed
9/2/17 Waived
9/3/17 Signed to practice squad
9/10/17 Signed to active roster
9/16/17 Waived
9/18/17 Signed to practice squad
12/17/17 Waived

JEWELL, Josey — ILB

5/11/18 Signed as draft choice

JOHNSON, Leon — T

5/1/18 Signed

JONES, Joseph — LB

11/7/17 Signed off Seattle's practice squad

JONES, Sam — G

5/11/18 Signed as draft choice

KEENUM, Case — QB

8/15/18 Signed

KELLY, Chad — QB

5/10/17 Signed (draft choice)
9/2/17 Placed on Reserve/NFI

KING, Marquette — P

4/5/18 Signed

KNAPPE, Andreas — T

1/17/18 Signed to future contract

KOUANDJIO, Cyrus — T

11/7/17 Signed

KUNTZ, Christian — LS

3/21/18 Signed
6/14/18 Waived

LACOSSE, Matt — TE

12/12/17 Signed off New York Giants' practice squad

LANG, Cedrick — OL

1/27/17 Signed to future contract
9/2/17 Waived

LEARY, Ron — G

3/10/17 Signed
12/12/17 Placed on injured reserve

LESLIE, Jordan — WR

12/26/17 Signed to practice squad
1/1/18 Signed to future contract

LEWIS-HARRIS, Chris — CB

6/14/17 Signed
9/2/17 Released

LINDSAY, Phillip — RB

5/1/18 Signed

LOTULELEI, Lowell — NT

5/1/18 Signed
5/14/18 Waived

LYONS, Caushaud — DL

6/14/18 Signed

MAPONGA, Stansly — OLB

11/2/17 Signed
1/1/18 Signed to future contract

MARSHALL, Trey — DB

5/1/18 Signed

MASON, Danny — OLB

7/29/17 Signed
9/2/17 Waived

MCDONALD, Clinton — DL

3/21/18 Signed

MOORE, Jordan — S

12/20/17 Signed to practice squad
1/1/18 Signed to future contract

MOUNT, Deiontrez — LB

8/29/17 Signed
9/2/17 Waived
9/3/17 Signed to practice squad
11/15/17 Signed to active roster
6/12/18 Waived/Injured

MURRAY, Justin — T

5/6/16 Signed
9/3/16 Waived
9/4/16 Signed to practice squad
1/2/17 Signed to future contract
9/2/17 Waived

NASH, Anthony — WR

5/11/17 Signed
9/2/17 Waived

NELSON, Corey — ILB

10/21/17 Placed on injured reserve

NELSON, Dontrell — CB

5/11/17 Signed
8/25/17 Waived

OSWEILER, Brock — QB

7/24/12 Signed (draft choice)
9/3/17 Signed

PARKER, Brian — TE

11/15/17 Signed to practice squad
1/1/18 Signed to future contract

PATRICK, Tim — WR

10/19/17 Signed to practice squad
11/8/17 Waived
11/15/17 Signed to practice squad
1/1/18 Signed to future contract

PEKO, Kyle — NT

5/6/16 Signed
9/20/16 Waived
9/22/16 Signed to practice squad
12/28/16 Signed to active roster
9/2/17 Waived
9/3/17 Signed
9/9/17 Waived
9/11/17 Signed to practice squad
9/16/17 Signed to active roster
10/21/17 Waived
10/24/17 Signed to practice squad
11/25/17 Signed to active roster



BRONCOS TRANSACTIONS, CONT.

POUTASI, Jeremiah — T

12/5/17 Signed to practice squad
1/1/18 Signed to future contract

RAY, Shane — OLB

9/4/17 Placed on injured reserve
10/30/17 Activated from injured reserve
12/19/17 Signed on injured reserve

RAYMOND, Kalif — WR

5/6/16 Signed
9/3/16 Waived
9/6/16 Signed to practice squad
12/2/16 Signed to active roster
9/2/17 Waived

RIDLEY, Stevan — RB

7/27/17 Signed
9/2/17 Released

RIOS, Marcus — CB

5/11/17 Signed
9/2/17 Waived
9/3/17 Signed to practice squad
12/1/17 Signed to active roster

RUBIN, Ahtyba — DL

9/15/17 Signed
10/17/17 Released

RUSH, Marcus — LB

12/19/17 Signed to practice squad
1/1/18 Signed to future contract

SAMBRAILO, Ty — OL

9/1/17 Traded to Atlanta

SCHEU, Steven — TE

10/18/16 Signed to practice squad
1/2/17 Signed to future contract
9/2/17 Waived

SCHLOTTMANN, Austin — G

5/1/18 Signed

SCHOFIELD, Michael — OL

9/2/17 Waived

SHARP, Hunter — WR

12/28/16 Signed to practice squad
1/2/17 Signed to future contract
9/2/17 Waived
9/3/17 Signed to practice squad
10/17/17 Signed to active roster
10/30/17 Waived
11/1/17 Signed to practice squad

SIEMIAN, Trevor — QB

12/16/17 Placed on injured reserve
8/19/18 Traded to Minnesota

SIMMONS, Justin — S

12/13/17 Placed on injured reserve

SIMMONS, Antonio — OLB

6/14/18 Signed

SLOTTER, Kyle — QB

5/11/17 Signed
9/2/17 Waived

SMITH, C.J. — CB

4/17/18 Claimed off waivers (Cle.)

SNYDER, Kevin — LB

12/15/16 Signed to practice squad
1/2/17 Signed to future contract
9/2/17 Waived
10/24/17 Signed to practice squad
10/30/17 Signed to active roster
11/7/17 Waived

SOTO, Shakir — DE

5/11/17 Signed
9/2/17 Waived

STEVENS, Nick — QB

5/17/18 Signed
6/14/18 Waived

STEWART, Orion — S

5/11/17 Signed
9/2/17 Waived

SULLEYMAN, Sadat — OLB

5/6/16 Signed
9/3/16 Waived

SUTTON, Courtland — WR

5/11/18 Signed as draft choice

TALIB, Aqib — CB

8/15/18 Traded to L.A. Rams

THOMAS, Dymonte — S

5/11/17 Signed
9/2/17 Waived
9/3/17 Signed to practice squad
12/14/17 Signed to active roster

THOMAS, Jhaustin — DE

10/28/17 Signed to practice squad
1/1/18 Signed to future contract
4/30/18 Waived

THOMPSON, Juwan — RB

9/3/16 Waived
9/4/16 Signed to practice squad
10/30/16 Signed
9/2/17 Waived

TRAYLOR, Austin — TE

12/20/16 Signed to practice squad
1/2/17 Signed to future contract
9/2/17 Waived
9/3/17 Signed to practice squad
11/18/17 Signed to active roster

TURNER, Billy — G

10/17/16 Claimed off waivers (Bal.)
10/17/17 Placed on injured reserve

VELDHEER, Jared — T

3/23/18 Acquired via trade (Ari.)

WARD, T.J. — S

9/2/17 Released

WATSON, Menelik — T

3/10/17 Signed
11/7/17 Placed on injured reserve

WILKINSON, Elijah — OL

5/11/17 Signed
9/2/17 Waived
9/3/17 Signed to practice squad
10/21/17 Signed to active roster

WILLIAMS, David — RB

5/11/18 Signed as draft choice

WILLIAMS, DeShawn — DL

1/17/18 Signed to future contract

WILLIAMS, Jimmy — WR

5/1/18 Signed

WILLIAMS, Jonathan — RB

9/6/17 Signed to practice squad

WILLIAMS, Stanley — RB

8/21/17 Claimed off waivers (Cin.)
9/2/17 Waived

WOLFE, Derek — DE

12/5/17 Placed on injured reserve

YIADOM, Isaac — CB

5/27/18 Signed as draft choice

HOW THE BRONCOS ARE BUILT

YEAR	DRAFT/COLLEGE FREE AGENT	FREE AGENT	TRADE/WAIVERS
2010 4-12 (4th AFC West)	WR Demaryius Thomas (D-1a)		
2011 8-8 (1st AFC West)	CB Chris Harris Jr. (CFA) OLB Von Miller (D-1)		
2012 13-3 (1st AFC West)	DE Derek Wolfe (D-2a)		
2013 13-3 (1st AFC West)		LB Brandon Marshall	
2014 12-4 (1st AFC West)	OLB Shaquil Barrett (CFA) C Matt Paradis (D-6) CB Bradley Roby (D-1)	WR Emmanuel Sanders	ILB Todd Davis (W-N.O.) K Brandon McManus (T-NYG)
2015 12-4 (1st AFC West)	ILB Zaire Anderson (CFA) C/G Max Garcia (Rd. 4) TE Jeff Heuerman (Rd. 3) OLB Shane Ray (Rd. 1) WR Jordan Taylor (CFA)	S Darian Stewart	
2016 9-7 (3rd AFC West)	RB Devontae Booker (Rd. 4) DE Adam Gotsis (Rd. 2) FB Andy Janovich (Rd. 6a) QB Paxton Lynch (Rd. 1) G Connor McGovern (Rd. 5) S Will Parks (Rd. 6b) NT Kyle Peko (CFA) S Justin Simmons (Rd. 3)	LS Casey Kreiter TE Austin Traylor	G Billy Turner (W-Bal.)
2017 5-11 (4th AFC West)	T Garrett Bolles (Rd. 1) TE Jake Butt (Rd. 5a) S Jamal Carter (CFA) ILB Jerrol Garcia-Williams (CFA) WR Carlos Henderson (Rd. 3a) RB DeAngelo Henderson (Rd. 6) QB Chad Kelly (Rd. 7) CB Brendan Langley (Rd. 3b) WR Isaiah McKenzie (Rd. 5b) CB Marcus Rios (CFA) S Dymonte Thomas (CFA) DE DeMarcus Walker (Rd. 2) T Elijah Wilkinson (CFA)	DE Paul Boyette WR River Cracraft G J.J. Dielman DE Shelby Harris CB Michael Hunter ILB Joseph Jones DE Zach Kerr T Cyrus Kouandjio TE Matt LaCrosse G Ron Leary WR Jordan Leslie OLB Stansly Maponga S Jordan Moore TE Brian Parker WR Tim Patrick NT Domata Peko Sr. T Jeremiah Poutasi OLB Marcus Rush T Menelik Watson	
2018	ILB Keishawn Bierria (Rd. 6b) Bo Bower (CFA) OLB Bradley Chubb (Rd. 1) WR John Diarse (CFA) RB Royce Freeman (Rd. 3a) TE Troy Fumagalli (Rd. 5) WR DaeSean Hamilton (Rd. 4b) OLB Jeff Holland (CFA) ILB Josey Jewell (Rd. 4a) T Leon Johnson (CFA) G Sam Jones (Rd. 6a) RB Phillip Lindsay (CFA) S Trey Marshall (CFA) G Austin Schlottmann (CFA) DE Antonio Simmons (CFA) WR Courtland Sutton (Rd. 2) RB David Williams (Rd. 7) WR Jimmy Williams (CFA) CB Isaac Yiadom (Rd. 3b)	WR Kenny Bell CB Tramaine Brock QB Case Keenum P Marquette King T Andreas Knappe DE Caushaud Lyons DL Clinton McDonald DE DeShawn Williams	S Su'a Cravens (T-Was.) CB C.J. Smith (W-Cle.) T Jared Veldheer (T-Ari.)



2017 FINAL REGULAR SEASON STATISTICS (5-11)

Date	W-L	Score	Opponent	Attendance	RUSHING	No.	Yds.	Avg.	Long	TD
Sep 11	W	24-21	Los Angeles Chargers	76,324	C. Anderson	245	1,007	4.1	40	3
Sep 17	W	42-17	Dallas Cowboys	76,919	Booker	79	299	3.8	26	1
Sep 24	L	26-16	at Buffalo Bills	68,865	Charles	69	296	4.3	19	1
Oct 1	W	16-10	Oakland Raiders	76,909	Siemian	31	127	4.1	15	1
Oct 15	L	23-10	New York Giants	76,721	Osweller	14	64	4.6	18t	1
Oct 22	L	21-0	at Los Angeles Chargers	25,388	Lynch	5	30	6.0	11	0
Oct 30	L	29-19	at Kansas City Chiefs	76,573	D. Henderson	7	13	1.9	5	0
Nov 5	L	51-23	Philadelphia Eagles	69,596	Janovich	6	12	2.0	4	1
Nov 12	L	41-16	New England Patriots	76,820	McKenzie	1	4	4.0	4	0
Nov 19	L	20-17	Cincinnati Bengals	75,707	BRONCOS	457	1,852	4.1	40	8
Nov 26	L	21-14	at Oakland Raiders	54,994	OPPONENTS	428	1,430	3.3	47	9
Dec 3	L	35-9	at Miami Dolphins	65,092						
Dec 10	W	23-0	New York Jets	75,518						
Dec 14	W	25-13	Indianapolis Colts	63,411						
Dec 24	L	27-11	at Washington Redskins	72,889						
Dec 31	L	27-24	Kansas City Chiefs	75,928						

TEAM STATISTICS		Den	Opp
TOTAL FIRST DOWNS		297	266
Rushing		92	68
Passing		180	166
Penalty		25	32
3RD DOWN: MADE/ATT		94/241	66/209
3rd Down Pct.		39.0%	31.6%
4TH DOWN: MADE/ATT		7/20	7/21
4th Down Pct.		35.0%	33.3%
POSSESSION AVG.		31:28	28:32
TOTAL NET YARDS		5,185	4,640
Avg. Per Game		324.1	290.0
Total Plays		1,075	952
AVG. PER PLAY		4.8	4.9
NET YARDS RUSHING		1,852	1,430
Avg. Per Game		115.8	89.4
Total Rushes		457	428
NET YARDS PASSING		3,333	3,210
Avg. Per Game		208.3	200.6
Sacked/Yards Lost		52/335	33/175
Gross Yards		3,668	3,385
Att./Completions		566/332	491/294
Completion Pct.		58.7%	59.9%
Had Intercepted		22	10
PUNTS/AVERAGE		76/44.2	88/46.4
NET PUNTING AVG.		76/40.0	88/41.2
PENALTIES/YARDS		113/885	89/821
FUMBLES/BALL LOST		26/12	13/7
TOUCHDOWNS		31	44
Rushing		8	9
Passing		19	29
Returns		4	6

SCORE BY PERIODS	1	2	3	4	OT	PTS
BRONCOS	59	66	81	83	0	289
OPPONENTS	77	143	66	96	0	382

SCORING	TD	Ru	Pa	Ret	PAT	FG	2pt	PTS
McManus	0	0	0	0	27/27	24/32	0	99
Thomas	5	0	5	0	0/0	0/0	0	30
C. Anderson	4	3	1	0	0/0	0/0	1	26
Fowler III	3	0	3	0	0/0	0/0	0	18
Latimer	2	0	2	0	0/0	0/0	1	14
Derby	2	0	0	0	0/0	0/0	0	12
Heurman	2	0	0	0	0/0	0/0	0	12
Sanders	2	0	0	0	0/0	0/0	0	12
Z. Anderson	1	0	0	1	0/0	0/0	0	6
Booker	1	1	0	0	0/0	0/0	0	6
Charles	1	1	0	0	0/0	0/0	0	6
Green	1	0	1	0	0/0	0/0	0	6
D. Henderson	1	0	1	0	0/0	0/0	0	6
Janovich	1	1	0	0	0/0	0/0	0	6
Marshall	1	0	0	1	0/0	0/0	0	6
Osweller	1	1	0	0	0/0	0/0	0	6
Siemian	1	1	0	0	0/0	0/0	0	6
Simmons	1	0	0	1	0/0	0/0	0	6
Talib	1	0	0	1	0/0	0/0	0	6
BRONCOS	31	8	19	4	27/27	24/32	2	289
OPPONENTS	44	9	29	6	42/44	24/27	0	382

2-PT. CONVERSIONS: BRONCOS 2-4, OPPONENTS 0-0

SACKS: Miller 10.0, S. Harris 5.5, Barrett 4.0, Marshall 3.0, Gotsis 2.0, Wolfe 2.0, Davis 1.0, D. Peko 1.0, Ray 1.0, Roby 1.0, Simmons 1.0, Walker 1.0, Kerr 0.5, **BRONCOS: 33.0, OPPONENTS: 52.0**
FUM/LOST: McKenzie 6/2, Siemian 5/2, Booker 2/1, Charles 2/2, Lynch 2/1, Osweller 2/1, C. Anderson 1/1, Derby 1/1, Fowler 1/0, Latimer 1/0, Paradis 1/0, Taylor 1/0, Thomas 1/1.

PASSING	Att.	Comp.	Yds.	Comp. %	Yds/Att.	TD	TD%	Int	Int%	Long	Sack/Lost	Rating
Siemian	349	206	2,285	59.0%	6.6	12	3.4%	14	4.0%	44	33/220	72.3
Osweller	172	96	1,088	55.8%	6.3	5	2.9%	5	2.9%	54t	10/64	73.5
Lynch	45	30	295	66.7%	6.6	2	4.4%	3	6.7%	30	9/51	72.0
TOTAL	566	332	3,668	58.7%	6.5	19	3.4%	22	3.9%	54t	52/335	73.0
OPPONENT	491	294	3,385	59.9%	6.9	29	5.9%	10	2.0%	64t	33/175	91.9

RECEIVING	No.	Yds.	Avg.	Long	TD
Thomas	83	949	11.4	40	5
Sanders	47	555	11.8	38	2
Booker	30	275	9.2	29	0
Fowler III	29	350	12.1	29	3
C. Anderson	28	224	8.0	25	1
Charles	23	129	5.6	20	0
Latimer	19	287	15.1	32	2
Derby	19	224	11.8	29	2
Green	14	191	13.6	44	1
Taylor	13	142	10.9	30	0
Heurman	9	142	15.8	54t	2
Traylor	8	100	12.5	34	0
Janovich	4	35	8.8	16	0
McKenzie	4	29	7.3	14	0
D. Henderson	2	36	18.0	29t	1
TOTAL	332	3,668	11.0	54t	19
OPPONENT	294	3,385	11.5	64t	29

INTERCEPTIONS	No.	Yds.	Avg.	Long	TD
Stewart	3	33	11.0	24	0
Simmons	2	65	32.5	65t	1
C. Harris Jr.	2	36	18.0	23	0
Talib	1	103	103.0	103t	1
Roby	1	0	0.0	0	0
Parks	1	0	0.0	0	0
BRONCOS	10	237	23.7	103t	2
OPPONENT	22	443	20.1	101t	2

PUNTING	No.	Yds.	Avg.	Net	TB	In20	Long	B
Dixon	73	3,331	45.6	40.2	3	23	60	2
McManus	1	26	26.0	26.0	0	1	26	0
TOTAL	76	3,357	44.2	40.0	3	24	60	2
OPPONENT	88	4,080	46.4	41.2	5	32	77	1

PUNT RETURNS	No.	FC	Yds.	Avg.	Long	TD
McKenzie	21	7	183	8.7	44	0
Taylor	11	14	103	9.4	24	0
Sharp	5	1	55	11.0	16	0
Sanders	1	0	-2	-1.0	3	0
Fowler III	1	0	6	6.0	6	0
Langley	1	0	6	6.0	6	0
BRONCOS	41	22	351	8.6	44	0
OPPONENT	30	23	258	8.6	65t	1

KICKOFF RETURNS	No.	Yds.	Avg.	Long	TD
Booker	14	276	19.7	28	0
Latimer	8	190	23.8	36	0
Langley	6	183	30.5	61	0
McKenzie	3	50	16.7	21	0
D. Henderson	2	59	29.5	32	0
Janovich	1	10	10.0	10	0
BRONCOS	34	768	22.6	61	0
OPPONENT	22	497	22.6	103t	1

FIELD GOALS	1-19	20-29	30-39	40-49	50+
McManus	0/0	6/8	11/12	4/6	3/6
BRONCOS	0/0	6/8	11/12	4/6	3/6
OPPONENTS	0/0	8/8	5/6	6/8	5/5

MCMANUS: (20G,50N)(49N)(38G,35G,28G)(28G,36G,46G,29N)(35N,28G,53B)()(27G,34G)(52G,53G,24G)(39G,33G,36G)(61B,45G)()(31G)(31G,29N,53G,40G)(40N,40G)(31G)(36G)
OPPONENTS: (44B)(56G)(49G,55G,53G,27G)(38G)(25G,51G,49B,40G)()(25G,32G,43G,51G,42G)(45G)(25G,28G)()(35N)(37G)()(45G,39G)(26G,29G)(20G,30G)

2017 FINAL REGULAR SEASON DEFENSIVE STATISTICS

Based on unofficial press box statistics

PLAYER	TOTAL	SOLO	ASSIST	SACKS-Yds.	INTs-Yds.	PD	FF	FR
1 Brandon Marshall	106	75	31	3-10	0-0	4	1	1
2 Todd Davis	82	48	34	1-2	0-0	0	0	0
3 Darian Stewart	63	52	11	0-0	3-33	5	0	0
Justin Simmons	63	46	17	1-6	2-65	5	0	0
5 Von Miller	57	51	6	10-64.5	0-0	3	2	1
6 Will Parks	47	32	15	0-0	1-0	4	0	0
7 Bradley Roby	42	35	7	1-0	1-0	17	1	1
8 Adam Gotsis	41	28	13	2-4	0-0	4	0	1
9 Chris Harris Jr.	40	32	8	0-0	2-36	7	1	0
10 Domata Peko Sr.	38	24	14	1-5	0-0	0	0	1
11 Shaquil Barrett	36	30	6	4-19	0-0	0	2	1
12 Shelby Harris	34	22	12	5.5-33	0-0	3	0	0
13 Aqib Talib	31	23	8	0-0	1-103	7	1	0
Derek Wolfe	31	18	13	2-13	0-0	0	0	0
15 Zaire Anderson	20	15	5	0-0	0-0	0	0	1
16 Zach Kerr	19	10	9	0.5-3.5	0-0	1	0	0
17 Shane Ray	16	10	6	1-8	0-0	0	0	0
18 Jamal Carter	8	6	2	0-0	0-0	1	0	0
19 DeMarcus Walker	7	7	0	1-7	0-0	0	0	0
Dymonte Thomas	7	3	4	0-0	0-0	0	0	0
21 Kyle Peko	6	4	2	0-0	0-0	0	0	0
Deiontrez Mount	6	5	1	0-0	0-0	0	0	0
23 Marcus Rios	4	4	0	0-0	0-0	1	0	0
Corey Nelson	4	2	2	0-0	0-0	0	0	0
25 Brendan Langley	2	2	0	0-0	0-0	0	0	0
26 Jordan Taylor	1	1	0	0-0	0-0	0	0	0
Jerrold Garcia-Williams	1	1	0	0-0	0-0	0	0	0
Tyrique Jarrett	1	0	1	0-0	0-0	0	0	0
Kasim Edeballi	1	0	1	0-0	0-0	0	0	0
TOTALS	814	586	228	33-175	10-237	62	8	7

MISCELLANEOUS TACKLES: Bolles 3, Derby 2, Leary 2, McGovern 2, Paradis 2, Sanders 2, Traylor 2, Watson 2, Charles 1, Fowler 1, Garcia 1, Green 1, Heuerman 1, Taylor 1, Thomas 1, Turner 1.

MISCELLANEOUS FUMBLE RECOVERIES: Garcia 1, Lynch 1, Paradis 1, Siemian 1.

MISCELLANEOUS FORCED FUMBLES: None.

DEFENSIVE TOUCHDOWNS: Talib (103-yd. INT ret. vs. Dal., 9/17), Marshall (19-yd. FUM ret. at Phi., 11/5), Simmons (65-yd. INT ret. at Mia., 12/3), Z. Anderson (38-yd. FUM ret. vs. K.C., 12/31).

2017 FINAL REGULAR SEASON SPECIAL TEAMS STATISTICS

Based on unofficial press box statistics

PLAYER	TOTAL	SOLO	ASSIST	FF	FR	BK	BP	TD
1 Andy Janovich	7	5	2	0	0	0	0	0
2 Bennie Fowler III	6	6	0	0	0	0	0	0
Justin Simmons	6	4	2	0	0	0	0	0
4 Cody Latimer	5	5	0	0	1	0	0	0
5 Will Parks	4	4	0	0	0	0	0	0
Joseph Jones	4	4	0	0	0	0	0	0
7 Zaire Anderson	3	3	0	0	0	0	0	0
Jamal Carter	3	3	0	0	0	0	0	0
9 Riley Dixon	2	2	0	0	0	0	0	0
Devontae Booker	2	2	0	0	0	0	0	0
Isaiah McKenzie	2	2	0	0	3	0	0	0
Jordan Taylor	2	2	0	0	1	0	0	0
DeAngelo Henderson	2	2	0	0	0	0	0	0
Casey Kreiter	2	1	1	0	0	0	0	0
15 Dymonte Thomas	1	1	0	0	0	0	0	0
Marcus Rios	1	1	0	0	0	0	0	0
Brendan Langley	1	1	0	0	0	0	0	0
Jerrold Garcia-Williams	1	1	0	0	0	0	0	0
Shaquil Barrett	1	1	0	0	0	0	1	0
Deiontrez Mount	1	1	0	0	0	0	0	0
Brandon McManus	1	0	1	0	0	0	0	0
22 Adam Gotsis	0	0	0	0	0	1	0	0
Shelby Harris	0	0	0	0	0	1	0	0
TOTALS	57	51	6	0	5	2	1	0

BLOCKED KICKS: S. Harris (BFG vs. LAC, 9/11), Gotsis (BFG vs. NYG, 10/17).

BLOCKED PUNTS: Barrett (vs. Cin., 11/19).

2017 GAME-BY-GAME SCORING DRIVES

Opponent	Pl.	Yds.	Time	Res.	Qtr.	Scoring Play
vs. LAC (9/11)	13	70	6:05	TD	1	Fowler III 5 yd. pass from Siemian
	9	56	4:38	TD	2	Siemian 1 yd. run
	6	43	3:00	TD	3	Fowler III 6 yd. pass from Siemian
vs. Dal. (9/17)	14	78	8:16	FG	3	McManus 20 yd. Field Goal
	8	78	3:45	TD	1	Sanders 10 yd. pass from Siemian
	14	81	6:45	TD	2	C. Anderson 16 yd. pass from Siemian
	8	51	2:42	TD	2	Sanders 6 yd. pass from Siemian
	15	75	7:04	TD	3	Green 2 yd. pass from Siemian
at Buf. (9/24)	2	23	0:14	TD	3	C. Anderson 23 yd. run
	12	53	5:03	FG	1	McManus 38 yd. Field Goal
	3	79	1:15	TD	2	Charles 12 yd. run
vs. Oak. (10/1)	9	58	2:09	FG	2	McManus 35 yd. Field Goal
	10	49	4:58	FG	3	McManus 28 yd. Field Goal
	7	88	3:17	TD	1	Derby 22 yd. pass from Siemian
	8	79	4:08	FG	1	McManus 28 yd. Field Goal
	6	55	3:08	FG	3	McManus 36 yd. Field Goal
vs. NYG (10/15)	5	3	2:07	FG	3	McManus 46 yd. Field Goal
	9	70	3:06	FG	2	McManus 28 yd. Field Goal
	7	58	2:03	TD	4	Heurman 13 yd. pass from Siemian
at LAC (10/22)						None
at K.C. (10/30)	13	71	7:07	FG	2	McManus 27 yd. Field Goal
	9	60	4:19	FG	3	McManus 34 yd. Field Goal
	10	80	5:44	TD	3	Booker 6 yd. run
at Phi. (11/5)	10	75	2:46	TD	4	Derby 11 yd. pass from Siemian
	9	41	4:25	FG	1	McManus 52 yd. Field Goal
	4	8	1:00	FG	2	McManus 53 yd. Field Goal
	12	69	6:12	FG	2	McManus 24 yd. Field Goal
	13	75	8:15	TD	4	Thomas 1 yd. pass from Osweiler
vs. N.E. (11/12)	8	58	3:57	FG	1	McManus 39 yd. Field Goal
	8	64	3:06	FG	1	McManus 33 yd. Field Goal
	12	63	6:11	FG	2	McManus 36 yd. Field Goal
vs. Cin. (11/19)	13	75	7:06	TD	3	Thomas 7 yd. pass from Osweiler
	14	75	6:25	TD	1	Anderson 3 yd. run
	7	17	2:14	FG	3	McManus 45 yd. Field Goal
at Oak. (11/26)	10	75	3:51	TD	4	Thomas 17 yd. pass from Osweiler
	10	93	3:48	TD	4	Latimer 25 yd. pass from Siemian
	12	75	3:07	TD	4	Fowler III 22 yd. pass from Siemian
at Mia. (12/3)	7	67	2:57	FG	2	McManus 31 yd. Field Goal
vs. NYJ (12/10)	12	62	5:58	FG	1	McManus 31 yd. Field Goal
	2	20	0:12	TD	1	Thomas 20 yd. pass from Siemian
	10	28	5:58	FG	2	McManus 53 yd. Field Goal
	13	68	6:19	TD	3	Janovich 1 yd. run
	8	37	4:44	FG	4	McManus 40 yd. Field Goal
at Ind. (12/14)	11	75	5:14	TD	2	Osweiler 18 yd. run
	9	79	4:57	TD	3	Latimer 22 yd. pass from Osweiler
	3	67	1:17	TD	3	Heurman 54 yd. pass from Osweiler
at Was. (12/24)	16	62	9:40	FG	4	McManus 40 yd. Field Goal
	10	33	5:55	FG	1	McManus 31 yd. Field Goal
	11	75	3:03	TD	4	Anderson 5 yd. run
vs. K.C. (12/31)	12	72	6:38	FG	1	McManus 36 yd. Field Goal
	10	80	5:42	TD	2	Henderson 29 yd. pass from Lynch
	8	62	2:23	TD	4	Thomas 6 yd. pass from Lynch
AVERAGE	9.4	60.9	4:23			
TD AVG.	9.3	68.6	4:06			
FG AVG.	9.6	52.4	4:43			

2017 GAME OPENING DRIVES

Opponent	DENVER			OPPONENTS		
	Pts.	FD	Yds.	Pts.	FD	Yds.
vs. LAC (9/11)	0	1	13	0	1	21
vs. Dal (9/17)	7	4	78	0	0	9
at Buf. (9/24)	0	0	-1	0	0	0
vs. Oak. (10/1)	0	0	-2	0	0	7
vs. NYG (10/15)	0	0	4	3	4	69
at LAC (10/22)	0	0	29	0	2	44
at K.C. (10/30)	0	0	4	0	1	24
at Phi. (11/5)	3	3	41	7	4	75
vs. N.E. (11/12)	3	2	58	0	0	5
vs. Cin. (11/19)	0	0	3	0	0	4
at Oak. (11/26)	0	0	4	0	0	6
at Mia. (12/3)	0	2	36	0	3	39
vs. NYJ (12/10)	3	3	62	0	0	-5
at Ind. (12/14)	0	2	30	7	3	50
at Was. (12/24)	0	0	9	0	0	-6
vs. K.C. (12/31)	0	0	2	7	2	86
TOTAL	16	17	370	24	20	428

2017 2ND-HALF OPENING DRIVES

Opponent	DENVER			OPPONENTS		
	Pts.	FD	Yds.	Pts.	FD	Yds.
vs. LAC (9/11)	7	2	43	0	0	4
vs. Dal (9/17)	7	6	75	0	1	10
at Buf. (9/24)	3	3	49	0	0	1
vs. Oak. (10/1)	3	1	55	0	0	-3
vs. NYG (10/15)	0	1	18	0	1	19
at LAC (10/22)	0	1	18	0	0	5
at K.C. (10/30)	3	3	60	0	0	7
at Phi. (11/5)	0	0	3	7	6	77
Osweiler vs. N.E. (11/12)	7	5	75	7	4	75
Osweiler vs. Cin. (11/19)	0	2	40	0	0	9
Osweiler at Oak. (11/26)	0	1	2	7	3	66
Osweiler at Mia. (12/3)	0	0	-3	3	1	28
vs. NYJ (12/10)	7	6	68	0	1	11
at Ind. (12/14)	7	4	79	3	3	54
at Was. (12/24)	0	0	-2	0	3	68
vs. K.C. (12/31)	0	1	14	3	7	90
TOTAL	44	36	594	30	30	521

2017 SCORING DRIVE LENGTH

	DENVER		OPPONENTS	
	TD	FG	TD	FG
(MINUS)	—	—	—	2
0-9	—	2	2	2
10-19	—	1	2	2
20-29	2	1	2	3
30-39	—	2	4	3
40-49	1	2	3	1
50-59	3	4	2	5
60-69	3	7	5	3
70-79	13	5	13	1
80-89	4	—	2	1
90-99	1	—	3	1
TOTAL	27	24	38	24

LONGEST SCORING DRIVES OF 2017

Most Plays:	Broncos:	16	(at Ind., Dec. 14, FG, 62 yds., 9:40)
	Opponent:	18	(vs. K.C., Dec. 31, FG, 90 yds., 8:46)
Most Yards:	Broncos:	93	(at Oak., Nov. 26, TD, 10 plays, 3:48)
	Opponent:	99	(vs. Oak., Oct. 1, TD, 5 plays, 2:23)
Most Time:	Broncos:	9:40	(at Ind., Dec. 14, FG, 16 plays, 62 yds.)
	Opponent:	8:46	(vs. K.C., Dec. 31, FG, 18 plays, 90 yds.)

SHORTEST SCORING DRIVES OF 2017

Fewest Plays:	Broncos:	2	(twice, last vs. NYJ, Dec. 10, TD, 20 yds., 0:12)
	Opponent:	1	(2x, last at Mia., Dec. 3, TD, 23 yds., 0:06)
Fewest Yards:	Broncos:	3	(at Oak., Oct. 1, FG, 5 plays, 2:07)
	Opponent:	-3	(at Buf., Sept. 24, FG, 4 plays, 1:37)
Least Time:	Broncos:	0:12	(vs. NYJ, Dec. 10, TD, 2 plays, 20 yds.)
	Opponent:	0:06	(at Mia., Dec. 3, TD, 1 play, 23 yds.)

2017 SACK CHART

Von Miller (10.0) — 2.0 vs. Dal. (9/17), 1.0 at Buf. (9/24), 1.0 vs. Oak. (10/1), 1.0 vs. NYG (10/15), 2.0 at LAC (10/22), 1.0 at Phi. (11/5), 0.5 at Oak. (11/26), 0.5 at Mia. (12/3), 1.0 vs. NYJ (12/10). **Shelby Harris (5.5)** — 1.0 at Buf. (9/24), 1.0 vs. Oak. (10/1), 0.5 at Oak. (11/26), 1.0 at Mia. (12/3), 1.0 vs. NYJ (12/10), 1.0 vs. K.C. (12/31). **Shaquil Barrett (4.0)** — 1.0 vs. LAC (9/11), 1.0 vs. NYG (10/15), 1.0 at K.C. (10/30), 1.0 at Oak. (11/26). Brandon **Marshall (3.0)** — 1.0 at Buf. (9/24), 1.0 at Phi. (11/5), 1.0 vs. NYJ (12/10). **Derek Wolfe (2.0)** — 1.0 vs. Oak. (10/1), 1.0 vs. Cin. (11/19). **Adam Gotsis (2.0)** — 1.0 vs. NYG (10/15), 1.0 vs. NYJ (12/10). **Todd Davis (1.0)** — 1.0 at Buf. (9/24). **Domata Peko Sr. (1.0)** — 1.0 at LAC (10/22). **Justin Simmons (1.0)** — 1.0 vs. N.E. (11/12). **DeMarcus Walker (1.0)** — 1.0 vs. K.C. (12/31). **Shane Ray (1.0)** — 1.0 vs. Cin. (11/19). **Bradley Roby (1.0)** — 1.0 at Ind. (12/24). **Zach Kerr (0.5)** — 0.5 at Mia. (12/3).

2017 INTERCEPTION CHART

Darian Stewart (3) — 1 at K.C. (10/30), 1 vs. NYJ (12/10), 1 vs. K.C. (12/31). **Chris Harris Jr. (2)** — 1 vs. Dal. (9/17), 1 at Mia. (12/3). **Justin Simmons (2)** — 1 vs. Oak. (10/1), 1 at Mia. (12/3). **Will Parks (1)** — 1 at Was. (12/24). **Bradley Roby (1)** — 1 vs. LAC (9/11). **Aqib Talib (1)** — 1 vs. Dal. (9/17).

2017 GAME-BY-GAME STARTERS

OFFENSE

GAME	WR	LT	LG	C	RG	RT	TE	WR	QB	RB	FB (Other)
vs. LAC (9/11)	Thomas	Bolles	Garcia	Paradis	Leary	Watson	Green	Sanders	Siemian	C. Anderson	Janovich
vs. Dal (9/17)	Thomas	Bolles	Garcia	Paradis	Leary	Watson	Green	Sanders	Siemian	C. Anderson	Fowler III (WR)
at Buf. (9/24)	Thomas	Bolles	Garcia	Paradis	Leary	Watson	Green	Sanders	Siemian	C. Anderson	Derby (TE)
vs. Oak. (10/1)	Thomas	Bolles	Garcia	Paradis	Leary	Watson	Green	Sanders	Siemian	C. Anderson	Heurman (TE)
vs. NYG (10/15)	Thomas	Bolles	Garcia	Paradis	Leary	Watson	Green	Sanders	Siemian	C. Anderson	Fowler III (WR)
at LAC (10/22)	Thomas	Bolles	Garcia	Paradis	Leary	Barbre	Green	Taylor	Siemian	C. Anderson	Heurman (TE)
at K.C. (10/30)	Thomas	Bolles	Garcia	Paradis	Leary	Watson	Green	Taylor	Siemian	C. Anderson	Heurman (TE)
at Phi. (11/5)	Thomas	Bolles	Garcia	Paradis	Leary	Watson	Green	Sanders	Osweller	C. Anderson	Janovich
vs. N.E. (11/12)	Thomas	Bolles	Garcia	Paradis	Leary	Barbre	Green	Sanders	Osweller	C. Anderson	Heurman (TE)
vs. Cin. (11/19)	Thomas	Bolles	Garcia	Paradis	Leary	Barbre	Green	Traylor (TE)	Osweller	C. Anderson	Janovich
at Oak. (11/26)	Thomas	Bolles	Garcia	Paradis	Leary	Barbre	Green	Sanders	Lynch	C. Anderson	Janovich
at Mia. (12/3)	Thomas	Bolles	Garcia	Paradis	McGovern	Stephenson	Green	Sanders	Siemian	C. Anderson	Fowler III (WR)
vs. NYJ (12/10)	Thomas	Bolles	Garcia	Paradis	McGovern	Stephenson	Green	Sanders	Siemian	C. Anderson	Traylor (TE)
at Ind. (12/14)	Thomas	Bolles	Garcia	Paradis	McGovern	Stephenson	Green	Sanders	Siemian	C. Anderson	Traylor (TE)
at Was. (12/24)	Thomas	Bolles	Garcia	Paradis	McGovern	Stephenson	Green	Fowler III	Osweller	C. Anderson	Heurman (TE)
vs. K.C. (12/31)	Thomas	Bolles	Garcia	Paradis	McGovern	Kouandjio	Green	Fowler III	Lynch	C. Anderson	Heurman (TE)

DEFENSE

GAME	DE	NT	DE	SLB	WLB	ILB	ILB	LCB	RCB	SS	FS
vs. LAC (9/11)	Wolfe	Peko Sr.	S. Harris	Barrett	Miller	Marshall	Davis	Talib	C. Harris Jr.	Simmons	Stewart
vs. Dal (9/17)	Wolfe	Peko Sr.	Gotsis	Barrett	Miller	Marshall	Davis	Talib	C. Harris Jr.	Simmons	Stewart
at Buf. (9/24)	Wolfe	Peko Sr.	Gotsis	Barrett	Miller	Marshall	Davis	Talib	C. Harris Jr.	Simmons	Stewart
vs. Oak. (10/1)	Wolfe	Peko Sr.	Gotsis	Barrett	Miller	Marshall	Davis	Talib	C. Harris Jr.	Simmons	Stewart
vs. NYG (10/15)	Wolfe	Peko Sr.	Gotsis	Barrett	Miller	Marshall	Davis	Talib	C. Harris Jr.	Simmons	Stewart
at LAC (10/22)	Wolfe	Peko Sr.	Gotsis	Barrett	Miller	Marshall	Davis	Talib	C. Harris Jr.	Simmons	Stewart
at K.C. (10/30)	Wolfe	Peko Sr.	Gotsis	Ray	Miller	Marshall	Z. Anderson	Talib	Parks (DB)	Simmons	Stewart
at Phi. (11/5)	Wolfe	Peko Sr.	Gotsis	Ray	Miller	Marshall	Z. Anderson	Talib	C. Harris Jr.	Simmons	Stewart
vs. N.E. (11/12)	Wolfe	Peko Sr.	Gotsis	Ray	Miller	Marshall	Davis	Talib	C. Harris Jr.	Simmons	Stewart
vs. Cin. (11/19)	Wolfe	Peko Sr.	Roby (CB)	Ray	Miller	Marshall	Davis	Talib	C. Harris Jr.	Simmons	Stewart
at Oak. (11/26)	Wolfe	Peko Sr.	Roby (CB)	Barrett	Miller	Marshall	Davis	Talib	C. Harris Jr.	Simmons	Stewart
at Mia. (12/3)	S. Harris	Parks (DB)	Gotsis	Ray	Miller	Marshall	Davis	Roby	C. Harris Jr.	Simmons	Stewart
vs. NYJ (12/10)	Kerr	S. Harris	Gotsis	Ray	Miller	Marshall	Davis	Talib	C. Harris Jr.	Simmons	Stewart
at Ind. (12/14)	S. Harris	Peko Sr.	Gotsis	Ray	Miller	Marshall	Davis	Talib	C. Harris Jr.	Parks	Stewart
at Was. (12/24)	S. Harris	Peko Sr.	Gotsis	Barrett	Miller	Marshall	Davis	Talib	C. Harris Jr.	Parks	Stewart
vs. K.C. (12/31)	S. Harris	Peko Sr.	Gotsis	Barrett	Miller	Marshall	Davis	Talib	C. Harris Jr.	Parks	Stewart

2017 INDIVIDUAL SINGLE-GAME HIGHS

BRONCOS

STATISTIC	TOTAL	PLAYER(S)
YARDS RUSHING	158	C.J. Anderson, at Ind. (12/14/17)
RUSHING ATTEMPTS	30	C.J. Anderson, at Ind. (12/14/17)
RUSHING TOUCHDOWNS	1	8x, (last C.J. Anderson, at Was. 12/24/17)
YARDS PASSING	376	Trevor Siemian, vs. NYG (10/15/17)
PASS ATTEMPTS	50	Trevor Siemian, vs. NYG (10/15/17)
PASS COMPLETIONS	29	Trevor Siemian, vs. NYG (10/15/17)
TOUCHDOWN PASSES	4	Trevor Siemian, vs. Dal. (9/17/17)
PASSES HAD INTERCEPTED	3	2x, (last Trevor Siemian, at Mia. 12/3/17)
RECEPTIONS	10	Demaryius Thomas, vs. NYG (10/15/17)
RECEIVING YARDS	137	Emmanuel Sanders, vs. N.E. (11/12/17)
RECEIVING TOUCHDOWNS	2	Emmanuel Sanders, vs. Dal. (9/17/17)
TOTAL YARDS FROM SCRIMMAGE	158	C.J. Anderson, at Ind. (12/14/17)
ALL-PURPOSE YARDS	158	C.J. Anderson, at Ind. (12/14/17)
FIELD GOALS	3	5x, (last Brandon McManus, vs. NYJ 12/10/17)
TACKLES	11	Justin Simmons, vs. NYG (10/15/17)
INTERCEPTIONS	1	9x, (last Will Parks, at Was. 12/24/17)
SACKS	2	2x, (last Von Miller, at LAC 10/22/17)
LONGEST RUN FROM SCRIMMAGE	32	C.J. Anderson, at Buf. (9/24/17)
LONGEST PASS COMPLETION	54	Brock Osweiler, at Ind. (12/14/17)
LONGEST PASS RECEPTION	54	Jeff Heuerman, at Ind. (12/14/17)
LONGEST INTERCEPTION RETURN	103	Aqib Talib, vs. Dal. (9/17/17)
LONGEST PUNT RETURN	44	Isaiah McKenzie, at Phi. (11/5/17)
LONGEST KICKOFF RETURN	61	Brendan Langley, vs. LAC (10/22/17)
LONGEST PUNT	60	Riley Dixon, vs. NYJ (12/10/17)
LONGEST FIELD GOAL	53	2x, (last Brandon McManus, vs. NYJ 12/10/17)

OPPONENTS

STATISTIC	TOTAL	PLAYER(S)
YARDS RUSHING	120	Kenyan Drake, at Mia. (12/3/17)
RUSHING ATTEMPTS	26	Marshawn Lynch, at Oak. (11/26/17)
RUSHING TOUCHDOWNS	2	Corey Clement, at Phi. (11/5/17)
YARDS PASSING	299	Kirk Cousins, at Was. (12/24/17)
PASS ATTEMPTS	50	Dak Prescott, vs. Dal. (9/17/17)
PASS COMPLETIONS	30	Dak Prescott, vs. Dal. (9/17/17)
TOUCHDOWN PASSES	4	Carson Wentz, at Phi. (11/5/17)
PASSES HAD INTERCEPTED	2	2x, (last Jay Cutler, at Mia. 12/3/17)
RECEPTIONS	10	2x, (last Albert Wilson, vs. K.C. 12/31/17)
RECEIVING YARDS	147	Albert Wilson, vs. K.C. (12/31/17)
RECEIVING TOUCHDOWNS	2	Alshon Jeffery, at Phi. (11/5/17)
TOTAL YARDS FROM SCRIMMAGE	147	Albert Wilson, vs. K.C. (12/31/17)
ALL-PURPOSE YARDS	147	Albert Wilson, vs. K.C. (12/31/17)
FIELD GOALS	5	Harrison Butker, at K.C. (10/30/17)
TACKLES	14	Jatavis Brown, vs. LAC (9/11/17)
INTERCEPTIONS	2	2x (last Zach Vigil, at Was. 12/24/17)
SACKS	3	Jason Pierre-Paul, vs. NYG (10/15/17)
LONGEST RUN FROM SCRIMMAGE	47	Orleans Darkwa, vs. NYG (10/15/17)
LONGEST PASS COMPLETION	54	Derek Carr, at Oak. (11/26/17)
LONGEST PASS RECEPTION	54	Cordarrelle Patterson, at Oak. (11/26/17)
LONGEST INTERCEPTION RETURN	101	Dre Kirkpatrick, vs. Cin. (11/19/17)
LONGEST PUNT RETURN	65	Travis Benjamin, at LAC (10/22/17)
LONGEST KICKOFF RETURN	103	Dion Lewis, vs. N.E. (11/12/17)
LONGEST PUNT	77	Dustin Colquitt, vs. K.C. (12/31/17)
LONGEST FIELD GOAL	56	Dan Bailey, vs. Dal. (9/17/17)

2017 TEAM SINGLE-GAME HIGHS & LOWS

BRONCOS

STATISTIC	HIGH	LOW
TOTAL FIRST DOWNS	26 vs. Dal. (9/17/17)	12 2x, (last at Oak., 11/26/17)
TOTAL NET YARDS	462 at Ind. (12/14/17)	219 at Oak. (11/26/17)
TOTAL OFFENSIVE PLAYS	79 vs. Cin. (11/19/17)	57 at Oak. (11/26/17)
NET YARDS RUSHING	213 at Ind. (12/14/17)	35 at Phi. (11/5/17)
RUSHING ATTEMPTS	45 at Ind. (12/14/17)	17 2x, (last at Oak., 11/26/17)
NET YARDS PASSING	366 vs. NYG (10/15/17)	155 vs. Oak. (10/1/17)
PASS ATTEMPTS	54 vs. NYG (10/15/17)	26 vs. Oak. (10/1/17)
PASS COMPLETIONS	31 vs. NYG (10/15/17)	17 vs. LAC (9/11/17)
PASSES HAD INTERCEPTED	3 2x (last at Mia., 12/3/17)	0 2x, (last vs. NYJ, 12/10/17)
TIMES SACKED	5 3x, (last vs. K.C., 12/31/17)	0 vs. N.E. (11/12/17)
PUNTS	8 2x, (last at Oak., 11/26/17)	1 at Ind. (12/14/17)
GROSS PUNTING AVERAGE	52 at Ind. (12/14/17)	31.7 vs. N.E. (11/12/17)
NET PUNTING AVERAGE	52 at Ind. (12/14/17)	28.3 at Buf. (9/24/17)
PUNT RETURNS	5 3x, (last vs. NYJ, 12/10/17)	1 5x, (last vs. K.C., 12/31/17)
PUNT RETURN YARDS	62 vs. NYJ (12/10/17)	-3 at Mia. (12/3/17)
KICKOFF RETURNS	7 vs. N.E. (11/12/17)	0 2x, (last vs. NYJ, 12/10/17)
KICKOFF RETURN YARDS	134 vs. N.E. (11/12/17)	0 2x, (last vs. NYJ, 12/10/17)
INTERCEPTION RETURNS	2 2x, (last at Mia., 12/3/17)	0 7x, (last at Ind., 12/14/17)
INTERCEPTION RETURN YARDS	126 vs. Dal. (9/17/17)	0 11x, (last at Was., 12/24/17)
PENALTIES	14 at Phi. (11/5/17)	1 vs. LAC (9/11/17)
YARDS PENALIZED	105 at Phi. (11/5/17)	21 vs. NYJ (12/10/17)
FUMBLES	3 3x, (last at Was., 12/24/17)	0 3x, (last vs. NYJ, 12/10/17)
FUMBLES LOST	2 3x, (last at Was., 12/24/17)	0 4x, (last at Ind., 12/14/17)
SACKS MADE	4 2x, (last vs. NYJ, 12/10/17)	0 at Was. (12/24/17)
FUMBLES FORCED	1 7x, (last at Ind., 12/14/17)	0 6x, (last vs. K.C., 12/31/17)
FUMBLES RECOVERED	2 2x, (last at Oak., 11/26/17)	0 2x, (last at Buf., 9/24/17)
TIME OF POSSESSION	37:35 vs. NYJ (12/10/17)	24:06 at Oak. (11/26/17)

OPPONENTS

STATISTIC	HIGH	LOW
TOTAL FIRST DOWNS	28 vs. N.E. (11/12/17)	6 vs. NYJ (12/10/17)
TOTAL NET YARDS	419 at Phi. (11/5/17)	100 vs. NYJ (12/10/17)
TOTAL OFFENSIVE PLAYS	67 2x, (last vs. N.E., 11/12/17)	48 vs. NYJ (12/10/17)
NET YARDS RUSHING	197 at Phi. (11/5/17)	24 vs. Oak. (10/1/17)
RUSHING ATTEMPTS	37 2x, (last at Oak., 11/26/17)	14 vs. Dal. (9/17/17)
NET YARDS PASSING	299 at Was. (12/24/17)	41 vs. NYJ (12/10/17)
PASS ATTEMPTS	50 vs. Dal. (9/17/17)	19 vs. NYG (10/15/17)
PASS COMPLETIONS	30 vs. Dal. (9/17/17)	8 vs. NYJ (12/10/17)
PASSES HAD INTERCEPTED	2 2x, (last at Mia., 12/3/17)	0 6x, (last vs. Cin., 11/19/17)
TIMES SACKED	4 2x, (last vs. NYJ, 12/10/17)	0 at Was. (12/24/17)
PUNTS	9 at Mia. (12/3/17)	1 vs. N.E. (11/12/17)
GROSS PUNTING AVERAGE	54.0 at Phi. (11/5/17)	39.8 vs. Cin. (11/19/17)
NET PUNTING AVERAGE	46.0 3x, (last vs. K.C., 12/31/17)	32 at Phi. (11/5/17)
PUNT RETURNS	5 2x, (last at Mia., 12/3/17)	0 2x, (last at Ind., 12/14/17)
PUNT RETURN YARDS	88 at LAC (10/22/17)	0 3x, (last at Ind., 12/14/17)
KICKOFF RETURNS	4 vs. K.C. (12/31/17)	0 5x, (last at Ind., 12/14/17)
KICKOFF RETURN YARDS	103 N.E. (11/12/17)	0 5x, (last at Ind., 12/14/17)
INTERCEPTION RETURNS	3 2x, (last at Mia., 12/3/17)	0 2x, (last vs. NYJ, 12/10/17)
INTERCEPTION RETURN YARDS	101 vs. Cin. (11/19/17)	0 2x, (last vs. NYJ, 12/10/17)
PENALTIES	9 at LAC (10/22/17)	1 vs. N.E. (11/12/17)
YARDS PENALIZED	85 at Mia. (12/3/17)	5 vs. N.E. (11/12/17)
FUMBLES	2 2x, (last vs. K.C., 12/31/17)	0 6x, (last vs. N.E., 11/12/17)
FUMBLES LOST	1 7x, (last vs. K.C., 12/31/17)	0 9x, (last at Ind., 12/14/17)
SACKS MADE	5 3x, (last vs. K.C., 12/31/17)	0 vs. N.E. (11/12/17)
FUMBLES FORCED	3 at LAC (10/22/17)	0 4x, (last at Ind., 12/14/17)
FUMBLES RECOVERED	3 vs. Cin. (11/19/17)	0 2x, (last vs. NYJ, 12/10/17)
TIME OF POSSESSION	35:54 at Oak. (11/26/17)	22:25 vs. NYJ (12/10/17)

2017 BRONCOS GAME-BY-GAME STATISTICS

	L.A. Chargers	Dallas	at Buffalo	Oakland	N.Y. Giants	at L.A. Chargers	at Kansas City	at Philadelphia	New England	Cincinnati	at Oakland	at Miami	vs. N.Y. Jets	at Indianapolis	at Washington	Kansas City	TOTALS
First Downs																	
Total	22	26	21	16	20	12	23	14	17	20	12	14	17	23	18	22	297
Rushing	7	11	7	5	4	3	8	1	5	5	1	3	5	10	9	8	92
Passing	14	12	10	10	14	8	13	12	11	15	10	10	10	11	7	13	180
Penalty	1	3	4	1	2	1	2	1	1	0	1	1	2	2	2	1	25
Third-Down Efficiency																	
Converted	8	9	6	5	5	3	5	3	8	12	5	1	7	7	5	5	94
Attempts	15	15	14	16	17	14	13	13	15	21	14	13	17	15	17	12	241
Efficiency	53.0%	60.0%	43.0%	31.0%	29.0%	21.0%	38.0%	23.0%	53.0%	57.0%	36.0%	8.0%	41.0%	47.0%	29.0%	42.0%	39.0%
Fourth-Down Efficiency																	
Converted	0	0	0	0	0	0	0	1	0	1	0	0	1	1	1	1	7
Attempts	0	0	2	0	2	2	1	1	0	2	1	1	1	3	2	2	20
Efficiency	0.0%	0.0%	0.0%	0.0%	0.0%	0.0%	0.0%	100.0%	0.0%	50.0%	100.0%	0.0%	100.0%	33.3%	50.0%	50.0%	35.0%
Total Offense																	
Net Yards	321	380	366	298	412	251	364	226	339	341	216	270	273	462	330	336	5,185
Plays	68	73	66	62	75	59	70	60	61	79	57	67	68	74	71	65	1,075
Avg./play	4.7	5.2	5.5	4.8	5.5	4.3	5.2	3.8	5.6	4.3	3.8	4.0	4.0	6.2	4.6	5.2	4.8
Rushing																	
Net Yards	140	178	111	143	46	69	177	35	118	112	56	103	84	211	159	110	1,852
Attempts	36	39	23	32	17	19	31	19	28	34	17	23	35	46	29	29	457
Avg./rush	3.9	4.6	4.8	4.5	2.7	3.6	5.7	1.8	4.2	3.3	3.3	4.5	2.4	4.6	5.5	3.8	4.0
TFL - yds.	1-2	3-6	1-3	4-5	1-2	2-4	3-6	5-7	1-1	3-6	1-1	2-6	3-3	3-3	2-4	2-4	37-63
Passing																	
Net Yards	181	202	255	155	366	182	187	191	221	229	160	167	189	249	171	226	3,331
Sacks	4	2	3	4	4	5	3	3	0	3	5	3	2	2	4	5	52
Yds. Lost	38	29	4	24	28	25	11	17	0	25	30	33	11	10	22	28	335
Gross Yds.	219	231	259	179	394	207	198	208	221	254	190	200	200	261	193	254	3,668
Attempts	28	32	40	26	54	35	36	38	33	42	35	41	31	26	38	31	566
Compl.	17	22	24	16	31	25	19	19	18	23	20	19	19	17	22	21	332
Pct.	60.7%	68.7%	60.0%	61.5%	57.4%	71.4%	52.7%	50.0%	55.0%	54.8%	57.1%	46.3%	61.3%	65.4%	57.9%	67.7%	58.7%
Int.	1	1	2	0	2	1	2	1	1	1	0	0	1	0	1	2	22
Avg./play	5.7	5.9	5.9	5.2	6.3	4.6	4.8	4.7	6.7	5.1	4.0	3.8	5.7	8.6	4.1	6.3	5.5
Kickoffs																	
No.	5	7	5	5	3	1	5	6	5	4	3	5	6	5	3	5	73
In End Zone-TB	5-5	7-7	2-2	4-2	2-2	1-1	2-1	4-3	5-4	4-4	1-1	2-1	6-5	5-5	2-1	3-1	56-47
Punts																	
No.	3	3	3	6	3	8	4	6	3	5	8	8	5	1	6	4	76
Yards	144	129	125	271	153	349	162	302	95	222	362	340	247	52	247	157	3,357
Avg.	48.0	43.0	41.7	45.2	51.0	43.6	40.5	50.3	31.7	44.4	45.3	42.5	49.4	52.0	41.2	39.3	44.2
Net Avg.	49.0	36.7	28.3	43.8	44.3	32.6	40.5	46.7	31.7	43.6	41.8	35.5	41.6	52.0	40.7	40.0	40.0
Had Blocked	0	0	0	0	0	0	0	0	1	0	0	1	0	0	0	0	1
Kicks, Had Blocked																	
Field Goals-PATs	0-0	0-0	0-0	0-0	1-0	0-0	0-0	0-0	0-0	1-0	0-0	0-0	0-0	0-0	0-0	0-0	2-0
Punt Returns																	
No.	3	2	1	5	4	5	4	1	1	3	1	1	5	1	3	1	41
Yards	48	20	16	38	23	55	3	44	0	13	8	-3	62	0	18	6	351
Avg.	16.0	10.0	16.0	7.6	5.8	11.0	0.8	44.0	0.0	4.3	8.0	-3.0	12.4	0.0	6.0	6.0	8.6
Kickoff Returns																	
No.	1	1	3	1	2	3	4	5	7	0	1	1	1	0	1	2	34
Yards	36	25	81	12	75	93	69	106	134	0	14	15	0	23	26	59	768
Avg.	36.0	25.0	27.0	12.0	37.5	31.0	17.3	21.2	19.1	0.0	14.0	15.0	0.0	23.0	13.0	29.5	22.6
Interception Returns																	
No.	1	2	0	1	0	0	1	0	0	0	0	2	1	0	1	1	10
Yards	0	126	0	0	0	0	0	0	0	0	0	78	24	0	0	9	237
Avg.	0.0	63.0	0.0	0.0	0.0	0.0	0.0	0.0	0.0	0.0	0.0	39.0	24.0	0.0	0.0	9.0	23.7
Penalties																	
Number	3	8	10	6	5	10	7	14	5	5	9	9	3	12	3	4	113
Yds. Lost	62	61	79	40	46	68	53	105	28	50	75	57	21	80	30	30	885
Fumbles																	
No.	1	2	1	2	3	3	2	1	1	1	1	2	0	2	3	1	26
Lost	1	1	0	0	1	2	2	0	1	1	0	0	0	0	2	1	12
Touchdowns																	
Total TDs	3	6	1	1	1	0	2	2	1	2	2	1	2	3	1	3	31
Rush	1	1	1	0	0	0	1	0	0	1	0	0	1	1	1	0	8
Pass	1	5	0	1	1	0	1	1	1	1	2	0	1	2	0	2	19
Returns	0	0	0	0	0	0	0	0	0	0	0	0	0	0	0	0	0
Fumble Returns	0	0	0	0	0	0	0	1	0	0	0	0	0	0	0	1	2
Int. Returns	0	1	0	0	0	0	0	0	0	0	0	1	0	0	0	0	2
Extra Points																	
Made-Attempts	3-3	6-6	1-1	1-1	1-1	0-0	1-2	2-2	1-1	2-2	2-2	0-1	2-2	3-3	1-1	3-3	29-31
Kicking Mid.-Att.	3-3	6-6	1-1	1-1	1-1	0-0	1-1	2-2	1-1	2-2	2-2	0-0	2-2	2-2	0-0	3-3	27-27
Rushing Mid.-Att.	0-0	0-0	0-0	0-0	0-0	0-0	0-0	0-0	0-0	0-0	0-0	0-0	0-0	0-0	0-0	0-0	0-0
Passing Mid.-Att.	0-0	0-0	0-0	0-0	0-0	0-0	0-1	0-0	0-0	0-0	0-0	0-1	0-0	1-1	1-1	0-0	2-4
Field Goals																	
Made-Attempts	1-2	0-1	3-3	3-4	1-3	0-0	2-2	3-3	3-3	1-2	0-0	1-1	3-4	1-2	1-1	1-1	24-32
Red Zone Efficiency																	
Scored-Attempts	3-5	4-4	1-3	0-4	1-4	0-1	2-4	1-2	1-3	2-3	0-1	0-2	1-4	1-3	1-2	1-3	19-48
Efficiency	60.0%	100.0%	33.3%	0.0%	25.0%	0.0%	50.0%	50.0%	33.0%	67.0%	0.0%	0.0%	25.0%	33.3%	50.0%	33.0%	35.0%
Goal-to-Go Efficiency																	
Scored-Attempts	2-3	3-3	0-0	0-2	0-2	0-0	1-2	1-2	1-1	1-1	0-1	0-1	1-1	0-1	1-1	0-0	11-21
Efficiency	67.0%	100.0%	0.0%	0.0%	0.0%	0.0%	50.0%	50.0%	100.0%	100.0%	0.0%	0.0%	100.0%	0.0%	100.0%	0.0%	41.7%
Safeties	0	0	0	0	0	0	0	0	0	0	0	0	0	0	0	0	0
Total Points	24	42	16	16	10	0	19	23	16	17	14	9	23	25	11	24	289
Time of Poss. Avg.	34:13	33:50	29:34	32:57	29:24	31:04	31:23	30:06	30:17	35:11	24:06	25:38	37:35	36:51	30:27	30:57	31:28

2017 OPPONENTS GAME-BY-GAME STATISTICS

	L.A. Chargers	Dallas	at Buffalo	Oakland	N.Y. Giants	at L.A. Chargers	at Kansas City	at Philadelphia	New England	Cincinnati	at Oakland	at Miami	vs. N.Y. Jets	at Indianapolis	at Washington	Kansas City	TOTALS
First Downs																	
Total	17	16	16	11	12	14	16	25	28	12	21	15	6	15	19	23	266
Rushing	3	1	4	1	4	2	5	9	6	1	6	4	4	4	7	7	68
Passing	12	12	11	10	8	8	9	13	18	9	10	10	1	9	12	14	166
Penalty	2	3	1	0	0	4	2	3	4	2	5	1	1	2	0	2	32
Third-Down Efficiency																	
Converted	3	3	6	2	4	3	2	5	4	7	5	4	3	6	5	4	66
Attempts	12	14	16	12	14	12	12	13	11	15	13	15	13	13	13	11	209
Efficiency	25.0%	21.0%	38.0%	17.0%	29.0%	25.0%	17.0%	38.0%	36.0%	47.0%	38.0%	27.0%	23.0%	46.0%	38.0%	36.0%	31.6%
Fourth-Down Efficiency																	
Converted	1	2	0	0	0	0	0	2	1	0	0	0	0	0	0	1	7
Attempts	2	5	0	3	0	1	0	4	3	0	0	0	1	1	0	1	21
Efficiency	50.0%	40.0%	0.0%	0.0%	0.0%	0.0%	0.0%	50.0%	33.0%	0.0%	0.0%	0.0%	0.0%	0.0%	0.0%	100.0%	33.3%
Total Offense																	
Net Yards	249	268	272	254	266	242	276	419	396	190	348	367	100	228	386	379	4,640
Plays	56	66	63	53	54	55	59	67	67	53	63	64	48	53	66	65	952
Avg./play	4.4	4.1	4.3	4.8	4.9	4.4	4.7	6.3	5.9	3.6	5.5	5.7	2.1	4.3	5.8	5.8	4.9
Rushing																	
Net Yards	64	40	75	24	148	80	79	197	99	49	104	145	59	70	87	110	1,430
Attempts	22	14	33	15	32	26	26	37	29	26	37	30	23	22	29	27	428
Avg./rush	2.9	2.9	2.3	1.6	4.6	3.1	3.0	5.3	3.4	1.9	2.8	4.8	2.6	3.2	3.0	4.1	3.2
TFL - yds.	2-4	1-5	3-10	2-6	2-4	2-4	4-10	5-12	2-2	6-14	5-9	3-9	4-7	1-1	4-7	2-2	48-106
Passing																	
Net Yards	185	228	197	230	118	162	197	222	297	141	244	222	41	158	299	269	3,210
Sacks	1	2	4	3	3	3	1	2	1	2	2	2	4	1	0	2	33
Yds. Lost	7	10	16	19	10	21	5	12	6	13	9	13	19	0	0	15	175
Gross Yds.	192	238	213	249	128	183	202	234	303	154	253	235	60	158	299	284	3,385
Attempts	33	50	26	35	19	26	32	28	37	25	24	32	21	30	37	36	491
Compl.	22	30	20	21	11	15	14	16	28	15	18	18	8	17	19	22	294
Pct.	66.7%	60.0%	77.0%	60.0%	57.9%	58.0%	44.0%	57.1%	75.7%	60.0%	75.0%	56.2%	38.0%	56.7%	51.4%	61.1%	59.9%
Int.	1	2	0	1	0	0	1	0	0	0	0	2	1	0	1	1	10
Avg./play	5.4	4.4	6.7	6.1	5.4	5.6	6.0	7.4	7.8	5.2	9.4	6.5	1.6	5.1	8.1	7.1	6.1
Kickoffs																	
No.	4	4	7	3	6	4	8	9	8	4	4	6	1	4	6	5	83
In End Zone-TB	4-3	4-3	5-3	2-2	6-4	4-1	5-4	7-4	3-1	4-4	3-3	5-4	1-1	4-3	5-4	5-3	67-47
Punts																	
No.	5	5	5	6	6	8	4	2	1	8	6	9	8	4	5	5	87
Yards	230	249	226	306	299	413	209	108	43	318	261	386	365	164	247	256	4,080
Avg.	46.0	49.8	45.2	51.0	49.8	51.6	41.8	54.0	43.0	39.8	43.5	42.9	45.6	41.0	49.4	51.2	46.4
Net Avg.	36.4	49.8	38.0	44.7	46.0	44.8	41.2	32.0	46.0	35.6	42.2	41.0	37.9	41.0	45.8	46.0	41.2
Had Blocked	0	0	0	0	0	0	0	0	0	1	0	0	0	0	0	0	1
Kicks, Had Blocked																	
Field Goals-PATs	1-0	0-0	0-0	0-0	1-0	0-0	0-0	0-0	0-0	0-0	0-0	0-0	0-0	0-0	0-0	0-0	2-0
Punt Returns																	
No.	1	1	2	2	1	3	1	5	0	1	4	5	1	0	1	2	30
Yards	-3	19	20	8	20	88	0	22	0	4	25	56	-1	0	3	-3	258
Avg.	-3.0	19.0	10.0	4.0	20.0	29.3	0.0	4.4	0.0	4.0	6.3	11.2	-1.0	0.0	3.0	-1.5	8.6
Kickoff Returns																	
No.	0	0	2	3	0	0	3	2	1	0	1	3	1	0	2	4	22
Yards	0	0	41	85	0	0	54	33	103	0	5	57	27	0	29	63	497
Avg.	0.0	0.0	20.5	28.3	0.0	0.0	18.0	16.5	103.0	0.0	5.0	19.0	27.0	0.0	14.5	15.8	22.6
Interception Returns																	
No.	1	1	2	0	2	1	3	2	1	1	1	3	0	1	1	2	22
Yards	4	25	15	0	64	-2	18	67	30	101	0	49	0	25	0	47	443
Avg.	4.0	25.0	7.5	0.0	32.0	-2.0	6.0	33.5	30.0	101.0	0.0	16.3	0.0	25.0	0.0	23.5	20.1
Penalties																	
Number	4	8	8	7	5	9	7	5	1	3	7	7	4	4	6	4	89
Yds. Lost	40	69	69	75	77	81	69	35	5	14	68	85	20	39	35	40	821
Fumbles																	
No.	0	0	0	0	1	0	1	1	0	2	1	1	1	1	2	2	13
Lost	0	0	0	0	0	0	1	1	0	0	1	1	1	0	1	1	7
Touchdowns																	
Total TDs	3	2	2	1	2	3	2	7	5	3	3	4	0	1	3	3	44
Rush	0	0	0	0	0	0	0	3	1	0	1	1	0	1	0	2	9
Pass	3	2	2	1	1	2	1	4	3	3	2	2	0	0	3	0	29
Returns	0	0	0	0	0	1	0	0	1	0	0	0	0	0	0	0	2
Fumble Returns	0	0	0	0	0	0	1	0	0	0	0	0	0	0	0	1	2
Int. Returns	0	0	0	0	1	0	0	0	0	0	1	0	0	0	0	0	2
Extra Points																	
Made-Attempts	3-3	2-2	2-2	1-1	2-2	3-3	2-2	6-7	5-5	2-3	3-3	4-4	0-0	1-1	3-3	3-3	42-44
Kicking Md.-Att.	3-3	2-2	2-2	1-1	2-2	3-3	2-2	6-7	5-5	2-3	3-3	4-4	0-0	1-1	3-3	3-3	42-44
Rushing Md.-Att.	0-0	0-0	0-0	0-0	0-0	0-0	0-0	0-0	0-0	0-0	0-0	0-0	0-0	0-0	0-0	0-0	0-0
Passing Md.-Att.	0-0	0-0	0-0	0-0	0-0	0-0	0-0	0-0	0-0	0-0	0-0	0-0	0-0	0-0	0-0	0-0	0-0
Field Goals																	
Made-Attempts	0-1	1-1	4-4	1-1	3-4	0-0	5-5	1-1	2-2	0-0	0-0	1-1	0-0	2-2	2-2	2-2	24-27
Red Zone Efficiency																	
Scored-Attempts	2-2	1-3	2-3	0-0	1-2	1-2	0-3	4-4	4-6	2-2	3-4	1-2	0-0	1-1	1-4	1-3	24-40
Efficiency	100%	33.0%	67.0%	0.0%	50.0%	50.0%	0.0%	100.0%	67.0%	100.0%	75.0%	50.0%	0.0%	100.0%	25.0%	33.0%	54.5%
Goal-to-Go Efficiency																	
Scored-Attempts	1-1	1-2	2-3	0-0	0-1	1-2	0-2	2-2	0-1	1-1	2-2	1-1	0-0	0-0	0-2	1-2	12-22
Efficiency	100%	50.0%	67.0%	0.0%	0.0%	50.0%	0.0%	100.0%	0.0%	100.0%	100.0%	100.0%	0.0%	0.0%	0.0%	50.0%	44.8%
Safeties	0	0	0	0	0	0	0	0	0	0	0	2	0	0	0	0	2
Total Points	21	17	26	10	23	21	29	51	41	20	21	35	0	13	27	27	382
Time of Poss. Avg	25:47:26	10:30:26	27:03	30:36	28:56	28:37	29:54	29:43	24:49	35:54	34:22	22:25	23:09	29:33	29:03		28:31

2017 GAME-BY-GAME PARTICIPATION

	L.A. Chargers	Dallas	at Buffalo	Oakland	vs. N.Y. Giants	at L.A. Chargers	at Kansas city	at Philadelphia	New England	Cincinnati	at Oakland	at Miami	N.Y. Jets	at Indianapolis	at Washington	Kansas City	Reg. Season P-S-DNP-INA
Anderson, C.	RB	RB	RB	RB	RB	RB	RB	RB	RB	RB	RB	RB	RB	RB	RB	RB	16-16-0-0
Anderson, Z.	P	P	P	P	P	P	ILB	P	P	ILB	P	P	P	P	P	P	16-2-0-0
Barbre, A.	P	P	P	P	P	RT	P	P	RT	RT	RT	P	P	P	P	P	16-4-0-0
Barrett, S.	SLB	SLB	SLB	SLB	SLB	SLB	P	P	P	SLB	P	P	P	P	SLB	SLB	16-9-0-0
Bolles, G.	LT	LT	LT	LT	LT	LT	LT	LT	LT	LT	LT	LT	LT	LT	LT	LT	16-16-0-0
Booker, D.	INA	INA	INA	P	P	P	P	P	P	P	P	P	P	P	P	P	13-0-0-3
Carter, J.	P	P	P	P	P	P	P	P	P	P	P	P	P	P	P	P	16-0-0-0
Charles, J.	P	P	P	P	P	P	P	P	P	P	P	P	P	P	INA	INA	14-0-0-2
Crick, J.	INA	IR	IR	IR	IR	IR	IR	IR	IR	IR	IR	IR	IR	IR	IR	IR	0-0-0-1
Davis, T.	ILB	ILB	ILB	ILB	ILB	ILB	INA	INA	ILB	ILB	ILB	ILB	ILB	ILB	ILB	ILB	14-14-0-2
Day, D.	PS	PS	PS	PS	PS	DNP	NWT	NWT	PS	PS	PS	PS	PS	PS	NWT	NWT	0-0-0-0
Derby, A.	P	P	TE	P	P	P	P	P	P	NWT	NWT	NWT	NWT	NWT	NWT	NWT	9-1-0-0
Dielman, J.	NWT	NWT	NWT	NWT	NWT	NWT	NWT	NWT	NWT	NWT	NWT	NWT	NWT	NWT	INA	INA	0-0-0-3*
Dixon, R.	P	P	P	P	P	P	P	P	P	P	P	P	P	P	P	P	16-0-0-0
Doss, L.	INA	P	P	P	INA	INA	P	INA	INA	INA	NWT	NWT	NWT	NWT	NWT	NWT	3-0-0-7
Edebali, K.	P	P	P	P	P	P	P	P	P	NWT	NWT	NWT	NWT	NWT	NWT	NWT	9-0-0-0
Fowler III, B.	P	WR	P	P	WR	P	P	P	P	P	P	P	P	P	WR	WR	16-4-0-0
Garcia, M.	LG	LG	LG	LG	LG	LG	LG	LG	LG	LG	LG	LG	LG	LG	LG	LG	16-16-0-0
Garcia-Williams, J.	PS	PS	PS	PS	PS	PS	P	P	P	P	P	P	P	P	P	P	11-0-0-0
Gotsis, A.	P	DE	DE	DE	DE	DE	DE	DE	DE	P	P	DE	DE	DE	DE	DE	16-13-0-0
Green, V.	TE	TE	TE	TE	TE	TE	TE	TE	TE	TE	TE	TE	TE	TE	TE	TE	16-16-0-0
Harris Jr., C.	RCB	RCB	RCB	RCB	RCB	RCB	P	RCB	RCB	RCB	RCB	RCB	RCB	RCB	RCB	RCB	16-15-0-0
Harris, S.	DE	P	P	P	P	P	P	P	P	P	P	DE	NT	DE	DE	DE	16-6-0-0
Henderson, D.	P	P	P	INA	INA	INA	INA	INA	INA	INA	INA	INA	INA	INA	P	P	5-0-0-11
Heuerman, J.	P	P	P	TE	P	TE	TE	P	TE	INA	INA	P	P	P	TE	TE	14-6-0-2
Hunter, M.	NWT	NWT	NWT	NWT	NWT	NWT	NWT	NWT	NWT	NWT	NWT	NWT	NWT	NWT	INA	INA	4*-0-0-4*
Janovich, A.	FB	P	P	P	P	P	P	FB	P	FB	FB	P	P	P	P	P	16-4-0-0
Jarrett, T.	P	NWT	PS	PS	PS	PS	PS	PS	PS	PS	PS	PS	PS	PS	NWT	NWT	1-0-0-0
Jones, J.	NWT	NWT	NWT	NWT	NWT	NWT	NWT	INA	P	P	P	P	P	P	P	P	7-0-0-1
Kerr, Z.	INA	INA	P	INA	INA	P	P	P	P	P	P	P	DE	P	P	P	12-1-0-4
Kouandjio, C.	NWT	NWT	NWT	NWT	NWT	NWT	NWT	NWT	P	INA	INA	INA	INA	INA	P	RT	3-1-0-5
Kreiter, C.	P	P	P	P	P	P	P	P	P	P	P	P	P	P	P	P	16-0-0-0
LaCosse, M.	NWT	NWT	NWT	NWT	NWT	NWT	NWT	NWT	NWT	NWT	NWT	NWT	NWT	INA	P	P	5*-1-0-6
Langleby, B.	P	INA	INA	P	P	P	P	P	P	P	P	P	INA	INA	INA	P	11-0-0-5
Latimer, C.	P	P	P	INA	INA	INA	P	P	P	P	WR	P	P	P	INA	INA	11-1-0-5
Leary, R.	RG	RG	RG	RG	RG	RG	RG	RG	RG	RG	RG	INA	INA	IR	IR	IR	11-11-0-2
Lynch, P.	INA	INA	INA	INA	INA	INA	INA	INA	INA	DNP	QB	INA	INA	DNP	QB	QB	2-2-2-12
Marshall, B.	ILB	ILB	ILB	ILB	ILB	ILB	ILB	ILB	ILB	ILB	ILB	ILB	ILB	ILB	ILB	ILB	16-16-0-0
McGovern, C.	P	P	P	P	P	DNP	P	P	P	P	P	RG	RG	RG	RG	RG	15-5-1-0
McKenzie, I.	P	P	P	P	P	INA	P	P	P	INA	INA	P	INA	INA	P	P	11-0-0-5
McManus, B.	P	P	P	P	P	P	P	P	P	P	P	P	P	P	P	P	16-0-0-0
Miller, V.	WLB	WLB	WLB	WLB	WLB	WLB	WLB	WLB	WLB	WLB	WLB	WLB	WLB	WLB	WLB	WLB	16-16-0-0
Mount, D.	PS	PS	PS	PS	PS	PS	PS	PS	PS	P	P	P	P	P	P	P	7-0-0-0
Nelson, C.	P	P	P	P	P	IR	IR	IR	IR	IR	IR	IR	IR	IR	IR	IR	5-0-0-0
Osweller, T.	DNP	DNP	DNP	DNP	P	DNP	DNP	QB	QB	QB	INA	DNP	DNP	P	QB	DNP	6-4-9-1
Paradis, M.	C	C	C	C	C	C	C	C	C	C	C	C	C	C	C	C	16-16-0-0
Parks, W.	P	P	P	P	P	P	DB	P	P	P	P	DB	P	SS	SS	SS	16-5-0-0
Peko Sr., D.	NT	NT	NT	NT	NT	NT	NT	NT	NT	NT	NT	INA	INA	NT	NT	NT	14-14-0-2
Peko, K.	PS	P	INA	INA	INA	NWT	PS	PS	PS	PS	INA	P	P	P	P	P	6-0-0-4
Ray, S.	IR	IR	IR	IR	IR	IR	SLB	SLB	SLB	P	SLB	SLB	SLB	IR	IR	IR	8-7-0-0
Rios, M.	PS	PS	PS	PS	PS	PS	PS	PS	PS	PS	PS	P	P	P	P	P	5-0-0-0
Roby, B.	P	P	P	P	P	P	P	P	P	CB	CB	CB	P	P	P	P	16-3-0-0
Rubin, A.	NWT	INA	INA	P	P	NWT	NWT	NWT	NWT	NWT	NWT	NWT	NWT	NWT	NWT	NWT	2-0-0-2
Sanders, E.	WR	WR	WR	WR	WR	INA	INA	WR	WR	P	WR	WR	WR	WR	INA	INA	12-11-0-4
Sharp, H.	PS	PS	PS	PS	PS	P	NWT	PS	PS	PS	PS	PS	PS	NWT	NWT	NWT	1-0-0-0
Siemian, T.	QB	QB	QB	QB	QB	QB	QB	DNP	DNP	INA	P	QB	QB	QB	IR	IR	11-10-2-1
Simmons, J.	SS	SS	SS	SS	SS	SS	SS	SS	SS	SS	SS	SS	SS	SS	IR	IR	13-13-0-0
Snyder, K.	NWT	NWT	NWT	NWT	NWT	NWT	P	NWT	NWT	NWT	NWT	NWT	NWT	NWT	NWT	NWT	2-0-0-0
Stephenson, D. P.	P	DNP	P	INA	INA	INA	INA	INA	DNP	DNP	RT	RT	RT	RT	INA	INA	7-4-3-6
Steward, D.	FS	FS	FS	FS	FS	FS	FS	FS	FS	FS	FS	FS	FS	FS	FS	FS	16-16-0-0
Talib, A.	LCB	LCB	LCB	LCB	LCB	LCB	LCB	LCB	LCB	LCB	LCB	SUS	LCB	LCB	LCB	LCB	15-15-0-0
Taylor, J.	INA	INA	INA	P	P	WR	WR	INA	INA	P	INA	P	P	P	P	P	10-2-0-6
Thomas, De.	WR	WR	WR	WR	WR	WR	WR	WR	WR	WR	WR	WR	WR	WR	WR	WR	16-16-0-0
Thomas, Dy.	PS	PS	PS	PS	PS	PS	PS	PS	PS	PS	PS	PS	PS	P	P	P	3-0-0-0
Traylor, A.	PS	PS	PS	PS	PS	PS	PS	PS	PS	TE	P	TE	TE	P	P	P	7-3-0-0
Turner, B.	INA	INA	INA	INA	P	IR	IR	IR	IR	IR	IR	IR	IR	IR	IR	IR	1-0-0-4
Walker, D.	P	P	P	P	P	P	INA	INA	INA	INA	INA	P	P	INA	P	P	10-0-0-6
Watson, M.	RT	RT	RT	RT	RT	INA	RT	RT	IR	IR	IR	IR	IR	IR	IR	IR	7-7-0-1
Wilkinson, E.	PS	PS	PS	PS	PS	DNP	P	P	P	P	P	P	P	P	P	P	10-0-1-0
Wolfe, D.	DE	DE	DE	DE	DE	DE	DE	DE	DE	DE	DE	INA	IR	IR	IR	IR	11-11-0-1

KEY: INA - inactive; PS - practice squad; NWT - not with team; SUS - suspended; IR - injured reserve; *-games with other teams

2017 INDIVIDUAL GAME-BY-GAME STATISTICS — PASSING

	SIEMIAN										OSWEILER									
Game	Att.	Cmp.	Yds.	Pct.	Yds./			Sack/			Att.	Cmp.	Yds.	Pct.	Yds./			Sack/		
					Att.	TD	Int	LG	Lost	Rtg.					Att.	TD	Int	LG	Lost	Rtg.
vs. LAC (9/11)	28	17	219	60.7	7.8	2	1	44	4-38	94.2										
vs. Dal. (9/17)	32	22	231	68.8	7.2	4	1	27	2-29	116.0										
at Buf. (9/24)	40	24	259	60.0	6.5	0	2	29	3-4	58.2										
vs. Oak. (10/1)	26	16	179	61.5	6.9	1	0	29	4-24	94.9										
vs. NYG (10/15)	50	29	376	58.0	7.5	1	2	40	4-28	71.8	4	2	18	50.0	4.5	0	0	9	0-0	62.5
at LAC (10/22)	35	25	207	71.4	5.9	0	1	23	5-25	74.3										
at K.C. (10/30)	36	19	198	52.8	5.5	1	3	29	3-11	43.5										
at Phi. (11/5)																				
vs. N.E. (11/12)																				
vs. Cin. (11/19)																				
at Oak. (11/26)	21	11	149	52.4	7.1	2	0	34	1-7	107.0										
at Mia. (12/3)	41	19	200	46.3	4.9	0	3	36	3-33	30.5										
vs. NYJ (12/10)	31	19	200	61.3	6.5	1	0	27	2-11	90.8										
at Ind. (12/14)	9	5	67	55.6	7.4	0	1	26	2-10	39.8										
at Was. (12/24)																				
vs. K.C. (12/31)																				
TOTALS	349	206	2,285	59.0	6.6	12	14	4433	220	73.3	172	96	1,088	55.8	6.3	5	5	541	10-64	72.5

Paxton Lynch completed 9-of-14 passes (64.3%) with one interception (38.4 rtg) at Oak. (11/26); completed 21-of-31 passes (67.7%) with two touchdowns and two interceptions (87.3 rtg) vs. K.C. (12/31).

2017 INDIVIDUAL GAME-BY-GAME STATISTICS — RUSHING

ANDERSON						BOOKER						CHARLES						SIEMIAN					
Game	No.	Yds.	Avg.	LG	TD	No.	Yds.	Avg.	LG	TD	No.	Yds.	Avg.	LG	TD	No.	Yds.	Avg.	LG	TD			
vs. LAC (9/11)	20	81	4.1	18	0							10	40	4.0	12	0	6	19	3.2	8	1		
vs. Dal. (9/17)	25	118	4.7	28	1							9	46	5.1	14	0	1	2	2.0	2	0		
at Buf. (9/24)	8	36	4.5	32	0							9	56	6.2	19	1	3	12	4.0	7	0		
vs. Oak. (10/1)	20	95	4.8	40	0	3	14	4.7	5	0		5	33	6.6	16	0	4	1	0.3	4	0		
vs. NYG (10/15)	9	17	1.9	6	0	1	2	2.0	2	0		5	19	3.8	6	0	1	9	9.0	9	0		
at LAC (10/22)	10	44	4.4	11	0	2	6	3.0	6	0		4	2	0.5	3	0	2	14	7.0	8	0		
at K.C. (10/30)	15	78	5.2	12	0	6	40	6.7	26	1		8	39	4.9	18	0	2	20	10.0	14	0		
at Phi. (11/5)	9	13	1.4	4	0	6	21	3.5	9	0		4	1	0.3	1	0							
vs. N.E. (11/12)	10	54	5.4	21	0	8	24	3.0	7	0		8	38	4.8	11	0							
vs. Cin. (11/19)	13	37	2.8	7	1	14	44	3.1	8	0		3	7	2.3	3	0							
at Oak. (11/26)	5	12	2.4	4	0	6	11	1.8	4	0		1	3	3.0	3	0	2	9	4.5	5	0		
at Mia. (12/3)	15	67	4.5	14	0	2	8	4.0	5	0		3	12	4.0	8	0	3	16	5.3	15	0		
vs. NYJ (12/10)	22	48	2.2	7	0	9	22	2.4	6	0		0	0	0.0	—	0	3	13	4.3	9	0		
at Ind. (12/14)	30	158	5.3	16	0	11	39	3.5	12	0		0	0	0.0	—	0	0	0	0.0	—	0		
at Was. (12/24)	16	88	5.5	21	1	8	47	5.9	11	0													
vs. K.C. (12/31)	18	61	3.4	10	0	3	21	7.0	14	0													
TOTALS	2451	1007	4.1	40	3	79	299	3.8	26	1		69	296	4.3	19	1	31	127	4.1	15	1		

OSWEILER						LYNCH						D. HENDERSON						JANOVICH					
Game	No.	Yds.	Avg.	LG	TD	No.	Yds.	Avg.	LG	TD	No.	Yds.	Avg.	LG	TD	No.	Yds.	Avg.	LG	TD			
vs. LAC (9/11)												0	0	0.0	—	0	0	0	0.0	—	0		
vs. Dal. (9/17)												0	0	0.0	—	0	0	0	0.0	—	0		
at Buf. (9/24)												1	1	1.0	1	0	1	2	2.0	2	0		
vs. Oak. (10/1)																	0	0	0.0	—	0		
vs. NYG (10/15)	1	-1	-1.0	-1	0												0	0	0.0	—	0		
at LAC (10/22)																	1	3	3.0	3	0		
at K.C. (10/30)																	0	0	0.0	—	0		
at Phi. (11/5)	0	0	0.0	—	0												0	0	0.0	—	0		
vs. N.E. (11/12)	1	-1	-1.0	-1	0												1	3	3.0	3	0		
vs. Cin. (11/19)	4	24	6.0	12	0												0	0	0.0	—	0		
at Oak. (11/26)						2	17	8.5	11	0							1	4	4.0	4	0		
at Mia. (12/3)																	0	0	0.0	—	0		
vs. NYJ (12/10)																	1	1	1.0	1	1		
at Ind. (12/14)	4	15	3.8	18	1												1	-1	-1.0	-1	0		
at Was. (12/24)	4	27	6.8	18	0												0	0	0.0	—	0		
vs. K.C. (12/31)																	0	0	0.0	—	0		
TOTALS	14	64	4.6	18	1	13	4.3	6	0	5		15	3.0	5	0	0	6	12	2.0	4	1		

Isaiah McKenzie had one rush for 4 yards at Buf. (9/24).

2017 INDIVIDUAL GAME-BY-GAME STATISTICS — RECEIVING

THOMAS						SANDERS						FOWLER						BOOKER					
Game	No.	Yds.	Avg.	LG	TD	No.	Yds.	Avg.	LG	TD		No.	Yds.	Avg.	LG	TD		No.	Yds.	Avg.	LG	TD	
vs. LAC (9/11)	5	67	13.4	29	0	3	26	8.7	20	0		3	21	7.0	10	2							
vs. Dal. (9/17)	6	71	11.8	27	0	6	62	10.3	25	2		1	8	8.0	8	0							
at Buf. (9/24)	6	98	16.3	29	0	7	75	10.7	29	0		4	55	13.8	20	0							
vs. Oak. (10/1)	1	11	11.0	11	0	4	27	6.8	15	0		2	35	17.5	18	0		0	0	0.0	—	0	
vs. NYG (10/15)	10	133	13.3	40	0	5	76	15.2	33	0		3	21	7.0	9	0		4	78	19.5	29	0	
at LAC (10/22)	2	9	4.5	13	0		INACTIVE					5	45	9.0	13	0		3	22	7.3	15	0	
at K.C. (10/30)	5	66	13.2	22	0		INACTIVE					2	35	17.5	29	0		3	14	4.7	11	0	
at Phi. (11/5)	8	70	8.8	14	1	1	30	30.0	30	0		0	0	0.0	—	0		2	9	4.5	11	0	
vs. N.E. (11/12)	5	44	8.8	17	1	6	137	22.8	38	0		0	0	0.0	—	0		1	5	5.0	5	0	
vs. Cin. (11/19)	5	64	12.8	17t	1	2	15	7.5	10	0		1	18	18.0	18	0		5	54	10.8	21	0	
at Oak. (11/26)	5	18	3.6	6	0	3	12	4.0	10	0		3	33	11.0	22t	1		2	22	11.0	19	0	
at Mia. (12/3)	2	27	13.5	20	0	2	11	5.5	6	0		1	23	23.0	23	0		1	0	0.0	0	0	
vs. NYJ (12/10)	8	93	11.6	25	1	1	16	16.0	16	0		0	0	0.0	—	0		2	12	6.0	7	0	
at Ind. (12/14)	5	69	13.8	23	0	7	68	9.7	26	0		0	0	0.0	—	0		1	10	10.0	10	0	
at Was. (12/24)	4	52	13.0	24	0		INACTIVE					0	0	0.0	—	0		5	24	4.8	19	0	
vs. K.C. (12/31)	6	57	9.5	19	1		INACTIVE					4	56	14.0	22	0		1	25	25.0	25	0	
TOTALS	83	949	11.4	40	5	47	555	11.8	38	2		29	350	12.1	29	3		30	275	9.2	29	0	

LATIMER						ANDERSON						DERBY						GREEN					
Game	No.	Yds.	Avg.	LG	TD	No.	Yds.	Avg.	LG	TD		No.	Yds.	Avg.	LG	TD		No.	Yds.	Avg.	LG	TD	
vs. LAC (9/11)	0	0	0.0	—	0	1	7	7.0	7	0		3	34	11.3	13	0		1	44	44.0	44	0	
vs. Dal. (9/17)	2	22	11.0	13	0	3	36	12.0	16t	1		0	0	0.0	—	0		2	11	5.5	9	1	
at Buf. (9/24)	0	0	0.0	—	0	2	7	3.5	5	0		1	5	5.0	5	0		3	18	6.0	14	0	
vs. Oak. (10/1)						4	17	4.3	8	0		4	75	18.8	29	1		0	0	0.0	—	0	
vs. NYG (10/15)						0	0	0.0	—	0		1	10	10.0	10	0		1	24	24.0	24	0	
at LAC (10/22)						1	17	17.0	17	0		6	66	11.0	23	0		1	7	7.0	7	0	
at K.C. (10/30)	2	15	7.5	11	0	1	7	7.0	7	0		2	21	10.5	11t	1		1	16	16.0	16	0	
at Phi. (11/5)	2	51	25.5	32	0	0	0	0.0	—	0		1	11	11.0	11	0		0	0	0.0	—	0	
vs. N.E. (11/12)	3	28	9.3	11	0	1	1	1.0	1	0		1	2	2.0	2	0		0	0	0.0	—	0	
vs. Cin. (11/19)	1	21	21.0	21	0	2	19	9.5	13	0		NOT WITH TEAM						2	13	6.5	8	0	
at Oak. (11/26)	3	48	16.0	25t	1	0	0	0.0	—	0		NOT WITH TEAM						1	16	16.0	16	0	
at Mia. (12/3)	1	5	5.0	5	0	4	43	10.8	25	0		NOT WITH TEAM						1	36	36.0	36	0	
vs. NYJ (12/10)	2	37	18.5	27	0	2	25	12.5	13	0		NOT WITH TEAM						0	0	0.0	—	0	
at Ind. (12/14)	3	60	20.0	22t	1	0	0	0.0	—	0		NOT WITH TEAM						0	0	0.0	—	0	
at Was. (12/24)						7	45	6.4	14	0		NOT WITH TEAM						0	0	0.0	—	0	
vs. K.C. (12/31)						0	0	0.0	—	0		NOT WITH TEAM						1	6	6	6	0	
TOTALS	19	287	15.1	32	2	28	224	8.0	25	1		21	244	11.6	29	2		14	191	13.6	44	1	

TAYLOR						HEUERMAN						CHARLES						TRAYLOR					
Game	No.	Yds.	Avg.	LG	TD	No.	Yds.	Avg.	LG	TD		No.	Yds.	Avg.	LG	TD		No.	Yds.	Avg.	LG	TD	
vs. LAC (9/11)						1	20	20.0	20	0		0	0	0.0	—	0							
vs. Dal. (9/17)						1	15	15.0	15	0		1	6	6.0	6	0							
at Buf. (9/24)						0	0	0.0	—	0		1	1	1.0	1	0							
vs. Oak. (10/1)	0	0	0.0	—	0	0	0	0.0	—	0		1	14	14.0	14	0							
vs. NYG (10/15)	3	26	8.7	11	0	2	24	12.0	13t	1		1	2	2.0	2	0							
at LAC (10/22)	1	7	7.0	7	0	0	0	0.0	—	0		4	20	5.0	9	0							
at K.C. (10/30)	1	8	8.0	8	0	1	11	11.0	11	0		1	5	5.0	5	0							
at Phi. (11/5)						0	0	0.0	—	0		4	23	5.8	11	0							
vs. N.E. (11/12)						1	4	4.0	4	0		0	0	0.0	—	0							
vs. Cin. (11/19)	1	14	14	14	0		INACTIVE					0	0	0.0	—	0							
at Oak. (11/26)	0	0	0.0	—	0		INACTIVE					2	7	3.5	11	0							
at Mia. (12/3)						0	0	0.0	—	0		5	39	7.8	20	0							
vs. NYJ (12/10)	0	0	0.0	—	0	1	5	5.0	5	0		3	12	4.0	7	0							
at Ind. (12/14)	0	0	0.0	—	0	1	54	54.0	54t	1		0	0	0.0	—	0							
at Was. (12/24)	1	22	22.0	22	0	0	0	0.0	—	0		INACTIVE											
vs. K.C. (12/31)	6	65	10.8	30	0	1	9	9.0	9	0		INACTIVE						1	14	14.0	14	0	
TOTALS	13	142	10.9	30	0	9	142	15.8	54t	2		23	129	5.6	20	0		8	100	12.5	34	0	

Andy Janovich had four catches for 35 yards (8.8 avg.); *Isaiah McKenzie* had four catches for 29 yards (7.3 avg.); *De'Angelo Henderson* had two catches for 36 yards (18.0 avg.) with 1 TD.

2017 INDIVIDUAL GAME-BY-GAME STATISTICS — KICK RETURNS

Game	BOOKER					LATIMER					LANGLEY					
	KR	Yds.	Avg.	LG	TD	KR	Yds.	Avg.	LG	TD	KR	Yds.	Avg.	LG	TD	
vs. LAC (9/11)			INACTIVE			1	36	36.0	36	0	0	0	0.0	—	0	<i>De'Angelo Henderson</i> returned two kickoffs for 59 yards (29.5 avg.) vs. K.C. (12/31).
vs. Dal. (9/17)			INACTIVE			1	25	25.0	25	0		INACTIVE				
at Buf. (9/24)			INACTIVE			3	81	27.0	36	0		INACTIVE				
vs. Oak. (10/1)	0	0	0.0	—	0			INACTIVE			0	0	0.0	—	0	<i>Isaiah McKenzie</i> returned three kickoffs for 50 yards (16.7 avg.).
vs. NYG (10/15)	0	0	0.0	—	0			INACTIVE			2	75	37.5	47	0	
at LAC (10/22)	0	0	0.0	—	0			INACTIVE			3	93	31.0	61	0	
at K.C. (10/30)	0	0	0.0	—	0	3	48	16.0	21	0	0	0	0.0	—	0	<i>Andy Janovich</i> returned one kickoff for 10 yards (10.0 avg.) vs. N.E. (11/12).
at Phi. (11/5)	5	106	21.2	25	0	0	0	0.0	—	0	0	0	0.0	—	0	
vs. N.E. (11/12)	5	107	21.4	28	0	0	0	0.0	—	0	0	0	0.0	—	0	
vs. Cin. (11/19)	0	0	0.0	—	0	0	0	0.0	—	0	0	0	0.0	—	0	
at Oak. (11/26)	1	14	14.0	14	0	0	0	0.0	—	0	0	0	0.0	—	0	
at Mia. (12/3)	0	0	0.0	—	0	0	0	0.0	—	0	0	0	0.0	—	0	
vs. NYJ (12/10)	0	0	0.0	—	0	0	0	0.0	—	0		INACTIVE				
at Ind. (12/14)	1	23	23.0	23	0	0	0	0.0	—	0		INACTIVE				
at Was. (12/24)	2	26	13.0	16	0	0	0	0.0	—	0		INACTIVE				
vs. K.C. (12/31)	0	0	0.0	0	0	0	0	0.0	—	0	0	0	0.0	—	0	
TOTALS	14	276	19.7	28	0	8	190	23.8	36	0	6	183	30.5	61	0	

2017 INDIVIDUAL GAME-BY-GAME STATISTICS — PUNT RETURNS

Game	McKENZIE					TAYLOR					SHARP					
	PR	Yds.	Avg.	LG	TD	PR	Yds.	Avg.	LG	TD	PR	Yds.	Avg.	LG	TD	
vs. LAC (9/11)	3	48	16.0	31	0			INACTIVE					PRACTICE SQUAD			<i>Bennie Fowler</i> had one return for 6 yards at Was. (12/24).
vs. Dal. (9/17)	2	20	10.0	20	0			INACTIVE					PRACTICE SQUAD			
at Buf. (9/24)	1	16	16.0	16	0			INACTIVE					PRACTICE SQUAD			
vs. Oak. (10/1)	5	38	7.6	29	0	0	0	0.0	—	0			PRACTICE SQUAD			<i>Brendan Langley</i> had one return for 6 yards vs. NYG (10/15).
vs. NYG (10/15)	3	17	5.7	10	0	0	0	0.0	—	0			PRACTICE SQUAD			
at LAC (10/22)			INACTIVE			0	0	0.0	—	0	5	55	11.0	16	0	
at K.C. (10/30)	4	3	0.8	3	0	0	0	0.0	—	0			NOT WITH TEAM			<i>Emmanuel Sanders</i> returned two punts for -2 yards vs. Cin. (11/19).
at Phi. (11/5)	1	44	44.0	44	0			INACTIVE					PRACTICE SQUAD			
vs. N.E. (11/12)	1	0	0.0	0	0			INACTIVE					PRACTICE SQUAD			
vs. Cin. (11/19)			INACTIVE			1	15	15.0	15	0			PRACTICE SQUAD			
at Oak. (11/26)			INACTIVE			1	8	8.0	8	0			PRACTICE SQUAD			
at Mia. (12/3)	0	0	0.0	—	0			INACTIVE					PRACTICE SQUAD			
vs. NYJ (12/10)			INACTIVE			5	62	12.4	24	0			PRACTICE SQUAD			
at Ind. (12/14)			INACTIVE			1	0	0.0	0	0			NOT WITH TEAM			
at Was. (12/24)	0	0	0.0	—	0	2	12	6.0	7	0			NOT WITH TEAM			
vs. K.C. (12/31)	0	0	0.0	—	0	1	6	6.0	6	0			NOT WITH TEAM			
TOTALS	21	183	8.7	44	0	11	103	9.4	24	0	5	55	11.0	16	0	

2017 KICKING / PUNTING

McMANUS										DIXON									
Game	1-19	20-29	30-39	40-49	50+	Total	Pct.	LG	PATM/A	Game	No.	Yds.	Avg.	Net	TB	In20	LG	BK	
vs. LAC (9/11)	0-0	1-1	0-0	0-0	0-1	1/2	50.0	20	3/3	vs. LAC (9/11)	3	144	48.0	49.0	0	2	53	0	
vs. Dal. (9/17)	0-0	0-0	0-0	0-1	0-0	0/1	0.0	—	6/6	vs. Dal. (9/17)	3	129	43.0	36.7	0	1	48	0	
at Buf. (9/24)	0-0	1-1	2-2	0-0	0-0	3/3	100.0	38	1/1	at Buf. (9/24)	3	125	41.7	28.3	1	0	45	0	
vs. Oak. (10/1)	0-0	1-2	1-1	1-1	0-0	3/4	75.0	46	1/1	vs. Oak. (10/1)	6	271	45.2	43.8	0	3	53	0	
vs. NYG (10/15)	0-0	1-1	0-1	0-0	0-1	1/3	33.3	28	1/1	vs. NYG (10/15)	3	153	51.0	44.3	0	0	55	0	
at LAC (10/22)	0-0	0-0	0-0	0-0	0-0	0/0	0.0	—	0/0	at LAC (10/22)	8	349	43.6	32.6	0	2	46	0	
at K.C. (10/30)	0-0	1-1	1-1	0-0	0-0	2/2	100.0	34	1/1	at K.C. (10/30)	4	162	40.5	40.5	0	1	48	0	
at Phi. (11/5)	0-0	1-1	0-0	0-0	2-2	3/3	100.0	53	2/2	at Phi. (11/5)	6	302	50.3	46.7	0	0	55	0	
vs. N.E. (11/12)	0-0	0-0	3-3	0-0	0-0	3/3	100.0	39	1/1	vs. N.E. (11/12)	2	95	47.5	31.7	0	1	49	1	
vs. Cin. (11/19)	0-0	0-0	0-0	1-1	0-1	1/2	50.0	45	2/2	vs. Cin. (11/19)	5	222	44.4	43.6	0	4	46	0	
at Oak. (11/26)	0-0	0-0	0-0	0-0	0-0	0/0	0.0	—	2/2	at Oak. (11/26)	8	362	45.3	42.1	0	0	58	0	
at Mia. (12/3)	0-0	0-0	1-1	0-0	0-1	1/1	100.0	31	0/0	at Mia. (12/3)	7	340	48.6	35.5	0	2	58	1	
vs. NYJ (12/10)	0-0	0-1	1-1	1-1	1-1	3/4	75.0	53	2/2	vs. NYJ (12/10)	5	247	49.4	41.6	2	2	60	0	
at Ind. (12/14)	0-0	0-0	0-0	1-2	0-0	1/2	50.0	40	2/2	at Ind. (12/14)	1	52	52.0	52.0	0	1	52	0	
at Was. (12/24)	0-0	0-0	1-1	0-0	0-0	1/1	100.0	31	0/0	at Was. (12/24)	5	221	44.2	43.6	0	2	53	0	
vs. K.C. (12/31)	0-0	0-0	1-1	0-0	0-0	1/2	100.0	36	3/3	vs. K.C. (12/31)	4	157	39.3	40.0	0	2	49	0	
TOTALS	0-0	6-8	11-12	4-6	3-6	24-32	75.0	53	27/27	TOTALS	73	3,331	45.6	40.2	3	23	60	2	

2017 INDIVIDUAL GAME-BY-GAME STATISTICS — DEFENSE

MARSHALL						DAVIS						SIMMONS						STEWART					
Game	TT	UT	A	S-Yds	I-Yds	TT	UT	A	S-Yds	I-Yds	TT	UT	A	S-Yds	I-Yds	TT	UT	A	S-Yds	I-Yds			
vs. LAC (9/11)	8	5	3	0-0	0-0	3	1	2	0-0	0-0	6	3	3	0-0	0-0	6	5	1	0-0	0-0			
vs. Dal. (9/17)	7	6	1	0-0	0-0	0	0	0	0-0	0-0	6	4	2	0-0	0-0	3	3	0	0-0	0-0			
at Buf. (9/24)	10	8	2	1-2	0-0	10	9	1	1-2	0-0	5	4	1	0-0	0-0	7	6	1	0-0	0-0			
vs. Oak. (10/1)	6	3	3	0-0	0-0	3	1	2	0-0	0-0	1	1	0	0-0	1-0	7	5	2	0-0	0-0			
vs. NYG (10/15)	4	1	3	0-0	0-0	9	4	5	0-0	0-0	11	11	0	0-0	0-0	6	4	2	0-0	0-0			
at LAC (10/22)	7	3	4	0-0	0-0	10	7	3	0-0	0-0	2	1	1	0-0	0-0	1	1	0	0-0	0-0			
at K.C. (10/30)	8	7	1	0-0	0-0	INACTIVE						5	3	2	0-0	0-0	2	2	0	0-0	1-0		
at Phi. (11/5)	6	5	1	1-4	0-0	INACTIVE						2	2	0	0-0	0-0	0	0	0	0-0	0-0		
vs. N.E. (11/12)	10	7	3	0-0	0-0	6	3	3	0-0	0-0	10	6	4	1-6	0-0	6	3	3	0-0	0-0			
vs. Cin. (11/19)	3	3	0	0-0	0-0	5	3	2	0-0	0-0	5	5	0	0-0	0-0	1	1	0	0-0	0-0			
at Oak. (11/26)	7	3	4	0-0	0-0	8	3	5	0-0	0-0	5	3	2	0-0	0-0	6	5	1	0-0	0-0			
at Mia. (12/3)	7	6	1	0-0	0-0	8	5	3	0-0	0-0	5	3	2	0-0	1-65	5	5	0	0-0	0-0			
vs. NYJ (12/10)	7	6	1	1-4	0-0	5	3	2	0-0	0-0	0	0	0	0-0	0-0	1	1	0	0-0	1-24			
at Ind. (12/14)	2	2	0	0-0	0-0	3	3	0	0-0	0-0	INJURED RESERVE					4	4	0	0-0	0-0			
at Was. (12/24)	9	6	3	0-0	0-0	8	6	2	0-0	0-0	INJURED RESERVE					6	5	1	0-0	0-0			
vs. K.C. (12/31)	5	4	1	0-0	0-0	4	0	4	0-0	0-0	INJURED RESERVE					2	2	0	0-0	1-9			
TOTALS	106	75	31	3-10	0-0	82	48	34	1-2	0-0	63	46	17	1-6	2-65	63	52	11	0-0	3-33			

MILLER						PARKS						ROBY						GOTSIS					
Game	TT	UT	A	S-Yds	I-Yds	TT	UT	A	S-Yds	I-Yds	TT	UT	A	S-Yds	I-Yds	TT	UT	A	S-Yds	I-Yds			
vs. LAC (9/11)	4	4	0	0-0	0-0	1	1	0	0-0	0-0	5	3	2	0-0	1-0	5	5	0	0-0	0-0			
vs. Dal. (9/17)	2	2	0	2-10	0-0	4	4	0	0-0	0-0	2	2	0	0-0	0-0	4	2	2	0-0	0-0			
at Buf. (9/24)	6	6	0	1-7	0-0	1	1	0	0-0	0-0	4	3	1	0-0	0-0	3	2	1	0-0	0-0			
vs. Oak. (10/1)	2	2	0	1-7	0-0	5	5	0	0-0	0-0	2	2	0	0-0	0-0	1	1	0	0-0	0-0			
vs. NYG (10/15)	1	1	0	1-4	0-0	0	0	0	0-0	0-0	2	2	0	0-0	0-0	2	2	0	1-4	0-0			
at LAC (10/22)	5	5	0	2-16	0-0	5	1	4	0-0	0-0	3	3	0	0-0	0-0	2	1	1	0-0	0-0			
at K.C. (10/30)	3	3	0	0-0	0-0	2	2	0	0-0	0-0	2	2	0	0-0	0-0	1	1	0	0-0	0-0			
at Phi. (11/5)	8	8	0	1-8	0-0	3	2	1	0-0	0-0	5	5	0	0-0	0-0	3	2	1	0-0	0-0			
vs. N.E. (11/12)	1	1	0	0-0	0-0	2	2	0	0-0	0-0	2	2	0	0-0	0-0	4	2	2	0-0	0-0			
vs. Cin. (11/19)	2	2	0	0-0	0-0	3	1	2	0-0	0-0	1	0	1	0-0	0-0	2	1	1	0-0	0-0			
at Oak. (11/26)	6	4	2	0.5-2	0-0	3	2	1	0-0	0-0	3	3	0	0-0	0-0	0	0	0	0-0	0-0			
at Mia. (12/3)	6	5	10.5-3.5	0-0	0-0	3	3	0	0-0	0-0	4	3	1	0-0	0-0	3	1	2	0-0	0-0			
vs. NYJ (12/10)	4	4	0	1-7	0-0	5	3	2	0-0	0-0	1	1	0	0-0	0-0	3	3	0	1-0	0-0			
at Ind. (12/14)	3	1	2	0-0	0-0	7	4	3	0-0	0-0	1	1	0	1-0	0-0	6	4	2	0-0	0-0			
at Was. (12/24)	4	3	1	0-0	0-0	2	1	1	0-0	1-0	3	2	1	0-0	0-0	0	0	0	0-0	0-0			
vs. K.C. (12/31)	0	0	0	0-0	0-0	1	0	1	0-0	0-0	2	1	1	0-0	0-0	2	1	1	0-0	0-0			
TOTALS	57	51	6	10-64.5	0-0	47	32	15	0-0	0-0	42	35	7	1-0	1-0	41	28	13	2-4	0-0			

C. HARRIS JR.						D. PEKO SR.						BARRETT						S. HARRIS					
Game	TT	UT	A	S-Yds	I-Yds	TT	UT	A	S-Yds	I-Yds	TT	UT	A	S-Yds	I-Yds	TT	UT	A	S-Yds	I-Yds			
vs. LAC (9/11)	1	1	0	0-0	0-0	2	2	0	0-0	0-0	1	1	0	1-7	0-0	2	0	2	0-0	0-0			
vs. Dal. (9/17)	6	6	0	0-0	1-23	1	1	0	0-0	0-0	7	4	3	0-0	0-0	1	0	1	0-0	0-0			
at Buf. (9/24)	3	3	0	0-0	0-0	3	1	2	0-0	0-0	2	2	0	0-0	0-0	2	1	1	1-5	0-0			
vs. Oak. (10/1)	5	3	2	0-0	0-0	1	1	0	0-0	0-0	2	2	0	0-0	0-0	1	1	0	1-4	0-0			
vs. NYG (10/15)	2	0	2	0-0	0-0	7	3	4	0-0	0-0	4	3	1	1-2	0-0	3	2	1	0-0	0-0			
at LAC (10/22)	3	2	1	0-0	0-0	4	4	0	1-5	0-0	1	1	0	0-0	0-0	2	2	0	0-0	0-0			
at K.C. (10/30)	2	1	1	0-0	0-0	2	1	1	0-0	0-0	2	2	0	1-5	0-0	3	3	0	0-0	0-0			
at Phi. (11/5)	2	2	0	0-0	0-0	2	2	0	0-0	0-0	2	2	0	0-0	0-0	3	3	0	0-0	0-0			
vs. N.E. (11/12)	5	5	0	0-0	0-0	1	1	0	0-0	0-0	3	2	1	0-0	0-0	2	1	1	0-0	0-0			
vs. Cin. (11/19)	1	1	0	0-0	0-0	6	5	1	0-0	0-0	1	1	0	0-0	0-0	1	1	0	0-0	0-0			
at Oak. (11/26)	3	2	1	0-0	0-0	6	2	4	0-0	0-0	2	2	0	1-5	0-0	3	1	2	0.5-2	0-0			
at Mia. (12/3)	2	1	1	0-0	1-13	INACTIVE						1	1	0	0-0	0-0	4	3	1	1-6	0-0		
vs. NYJ (12/10)	1	1	0	0-0	0-0	INACTIVE						0	0	0	0-0	0-0	2	1	1	1-8	0-0		
at Ind. (12/14)	2	2	0	0-0	0-0	1	0	1	0-0	0-0	0	0	0	0-0	0-0	2	0	2	0-0	0-0			
at Was. (12/24)	1	1	0	0-0	0-0	2	1	1	0-0	0-0	5	4	1	0-0	0-0	1	1	0	0-0	0-0			
vs. K.C. (12/31)	1	1	0	0-0	0-0	0	0	0	0-0	0-0	3	3	0	0-0	0-0	2	2	0	0-0	0-0			
TOTALS	40	32	8	0-0	2-36	38	24	14	1-5	0-0	36	30	6	4-19	0-0	34	22	12	5.5-33	0-0			

2017 INDIVIDUAL GAME-BY-GAME STATISTICS — DEFENSE

WOLFE						TALIB						Z. ANDERSON						KERR					
Game	TT	UT	A	S-Yds	I-Yds	TT	UT	A	S-Yds	I-Yds	TT	UT	A	S-Yds	I-Yds	TT	UT	A	S-Yds	I-Yds			
vs. LAC (9/11)	2	1	1	0-0	0-0	1	1	0	0-0	0-0	0	0	0	0-0	0-0					INACTIVE			
vs. Dal. (9/17)	2	1	1	0-0	0-0	1	1	0	0-0	1-103	0	0	0	0-0	0-0					INACTIVE			
at Buf. (9/24)	3	2	1	0-0	0-0	2	2	0	0-0	0-0	0	0	0	0-0	0-0			1	0	1	0-0	0-0	
vs. Oak. (10/1)	3	2	1	1-8	0-0	4	3	1	0-0	0-0	0	0	0	0-0	0-0							INACTIVE	
vs. NYG (10/15)	2	2	0	0-0	0-0	0	0	0	0-0	0-0	0	0	0	0-0	0-0							INACTIVE	
at LAC (10/22)	3	2	1	0-0	0-0	2	2	0	0-0	0-0	4	4	0	0-0	0-0			0	0	0	0-0	0-0	
at K.C. (10/30)	2	1	1	0-0	0-0	3	1	2	0-0	0-0	3	1	2	0-0	0-0			0	0	0	0-0	0-0	
at Phi. (11/5)	4	2	2	0-0	0-0	2	2	0	0-0	0-0	5	4	1	0-0	0-0			0	0	0	0-0	0-0	
vs. N.E. (11/12)	4	0	4	0-0	0-0	0	0	0	0-0	0-0	0	0	0	0-0	0-0			3	1	2	0-0	0-0	
vs. Cin. (11/19)	5	5	0	1-5	0-0	4	4	0	0-0	0-0	0	0	0	0-0	0-0			0	0	0	0-0	0-0	
at Oak. (11/26)	1	0	1	0-0	0-0	0	0	0	0-0	0-0	1	0	1	0-0	0-0			5	5	0	0-0	0-0	
at Mia. (12/3)	INACTIVE					RESERVE/SUSPENDED					0	0	0	0-0	0-0			3	1	2	0.5-3.5	0-0	
vs. NYJ (12/10)	INJURED RESERVE					1	0	1	0-0	0-0	3	3	0	0-0	0-0			1	1	0	0-0	0-0	
at Ind. (12/14)	INJURED RESERVE					5	3	2	0-0	0-0	0	0	0	0-0	0-0			3	1	2	0-0	0-0	
at Was. (12/24)	INJURED RESERVE					5	3	2	0-0	0-0	0	0	0	0-0	0-0			3	1	2	0-0	0-0	
vs. K.C. (12/31)	INJURED RESERVE					1	1	0	0-0	0-0	4	3	1	0-0	0-0			INACTIVE					
TOTAL	31	18	13	2-13	0	31	23	8	0-0	1-103	20	15	5	0-0	0-0	19	10	9	0.5-3.5	0-0			

RAY						CARTER						WALKER						DY. THOMAS					
Game	TT	UT	A	S-Yds	I-Yds	TT	UT	A	S-Yds	I-Yds	TT	UT	A	S-Yds	I-Yds	TT	UT	A	S-Yds	I-Yds			
vs. LAC (9/11)	INJURED RESERVE					0	0	0	0-0	0-0	0	0	0	0-0	0-0					PRACTICE SQUAD			
vs. Dal. (9/17)	INJURED RESERVE					0	0	0	0-0	0-0	0	0	0	0-0	0-0					PRACTICE SQUAD			
at Buf. (9/24)	INJURED RESERVE					0	0	0	0-0	0-0	0	0	0	0-0	0-0					PRACTICE SQUAD			
vs. Oak. (10/1)	INJURED RESERVE					0	0	0	0-0	0-0	0	0	0	0-0	0-0					PRACTICE SQUAD			
vs. NYG (10/15)	INJURED RESERVE					0	0	0	0-0	0-0	1	1	0	0-0	0-0					PRACTICE SQUAD			
at LAC (10/22)	INJURED RESERVE					0	0	0	0-0	0-0	1	1	0	0-0	0-0					PRACTICE SQUAD			
at K.C. (10/30)	3	1	2	0-0	0-0	0	0	0	0-0	0-0	INACTIVE									PRACTICE SQUAD			
at Phi. (11/5)	1	1	0	0-0	0-0	0	0	0	0-0	0-0	INACTIVE									PRACTICE SQUAD			
vs. N.E. (11/12)	4	3	1	0-0	0-0	0	0	0	0-0	0-0	INACTIVE									PRACTICE SQUAD			
vs. Cin. (11/19)	2	2	0	1-8	0-0	0	0	0	0-0	0-0	INACTIVE									PRACTICE SQUAD			
at Oak. (11/26)	2	1	1	0-0	0-0	0	0	0	0-0	0-0	INACTIVE									PRACTICE SQUAD			
at Mia. (12/3)	1	0	1	0-0	0-0	0	0	0	0-0	0-0	1	1	0	0-0	0-0					PRACTICE SQUAD			
vs. NYJ (12/10)	1	0	1	0-0	0-0	1	0	1	0-0	0-0	1	1	0	0-0	0-0					PRACTICE SQUAD			
at Ind. (12/14)	2	2	0	0-0	0-0	3	3	0	0-0	0-0	INACTIVE								0	0	0	0-0	0-0
at Was. (12/24)	INJURED RESERVE					2	1	1	0-0	0-0	0	0	0	0-0	0-0				2	0	2	0-0	0-0
vs. K.C. (12/31)	INJURED RESERVE					2	2	0	0-0	0-0	3	3	0	1-7	0-0				5	3	2	0-0	0-0
TOTALS	16	10	6	1-8	0-0	8	6	2	0-0	0-0	7	7	0	1-7	0-0	7	3	4	0-0	0-0			

MOUNT						K. PEKO						NELSON					
Game	TT	UT	A	S-Yds	I-Yds	TT	UT	A	S-Yds	I-Yds	TT	UT	A	S-Yds	I-Yds		
vs. LAC (9/11)	PRACTICE SQUAD					NOT WITH TEAM					1	1	0	0-0	0-0		
vs. Dal. (9/17)	PRACTICE SQUAD					0	0	0	0-0	0-0	1	1	0	0-0	0-0		
at Buf. (9/24)	PRACTICE SQUAD					INACTIVE					0	0	0	0-0	0-0		
vs. Oak. (10/1)	PRACTICE SQUAD					INACTIVE					0	0	0	0-0	0-0		
vs. NYG (10/15)	PRACTICE SQUAD					INACTIVE					2	0	2	0-0	0-0		
at LAC (10/22)	PRACTICE SQUAD					NOT WITH TEAM					INJURED RESERVE						
at K.C. (10/30)	PRACTICE SQUAD					PRACTICE SQUAD					INJURED RESERVE						
at Phi. (11/5)	PRACTICE SQUAD					PRACTICE SQUAD					INJURED RESERVE						
vs. N.E. (11/12)	PRACTICE SQUAD					PRACTICE SQUAD					INJURED RESERVE						
vs. Cin. (11/19)	0	0	0	0-0	0-0	PRACTICE SQUAD					INJURED RESERVE						
at Oak. (11/26)	0	0	0	0-0	0-0	INACTIVE					INJURED RESERVE						
at Mia. (12/3)	0	0	0	0-0	0-0	2	1	1	0-0	0-0	INJURED RESERVE						
vs. NYJ (12/10)	0	0	0	0-0	0-0	2	2	0	0-0	0-0	INJURED RESERVE						
at Ind. (12/14)	0	0	0	0-0	0-0	0	0	0	0-0	0-0	INJURED RESERVE						
at Was. (12/24)	1	1	0	0-0	0-0	1	0	1	0-0	0-0	INJURED RESERVE						
vs. K.C. (12/31)	5	4	1	0-0	0-0	1	1	0	0-0	0-0	INJURED RESERVE						
TOTALS	6	5	1	0-0	0-0	6	4	2	0-0	0-0	4	2	2	0-0	0-0		

Marcus Rios

Marcus Rios

Marcus Rios

Marcus Rios

Marcus Rios

Marcus Rios

Marcus Rios

Marcus Rios

Marcus Rios

Marcus Rios

Marcus Rios

Marcus Rios

Marcus Rios

Marcus Rios

Marcus Rios

Marcus Rios

Marcus Rios

Marcus Rios

Marcus Rios

Marcus Rios

Marcus Rios

Marcus Rios

Marcus Rios

Marcus Rios

Marcus Rios

Marcus Rios

Marcus Rios

Marcus Rios

Marcus Rios

Marcus Rios

Marcus Rios

Marcus Rios

Marcus Rios

Marcus Rios

Marcus Rios

Marcus Rios

Marcus Rios

Marcus Rios

Marcus Rios

Marcus Rios

Marcus Rios

Marcus Rios

Marcus Rios

Marcus Rios

Marcus Rios

Marcus Rios

Marcus Rios

Marcus Rios

Marcus Rios

Marcus Rios

Marcus Rios

Marcus Rios

Marcus Rios

Marcus Rios

Marcus Rios

Marcus Rios

Marcus Rios

Marcus Rios

Marcus Rios

Marcus Rios

Marcus Rios

Marcus Rios

Marcus Rios

Marcus Rios

Marcus Rios

Marcus Rios

Marcus Rios

Marcus Rios

Marcus Rios

Marcus Rios

Marcus Rios

Marcus Rios

Marcus Rios

Marcus Rios

Marcus Rios

Marcus Rios

Marcus Rios

Marcus Rios

Marcus Rios

Marcus Rios

Marcus Rios

Marcus Rios

Marcus Rios

Marcus Rios

Marcus Rios

Marcus Rios

Marcus Rios

Marcus Rios

Marcus Rios

Marcus Rios

Marcus Rios

Marcus Rios

Marcus Rios

Marcus Rios

Marcus Rios

Marcus Rios

Marcus Rios

Marcus Rios

Marcus Rios

Marcus Rios

Marcus Rios

Marcus Rios

Marcus Rios

Marcus Rios

Marcus Rios

Marcus Rios

Marcus Rios

Marcus Rios

Marcus Rios

Marcus Rios

Marcus Rios

Marcus Rios

Marcus Rios

Marcus Rios

Marcus Rios

Marcus Rios

Marcus Rios

Marcus Rios

Marcus Rios

Marcus Rios

Marcus Rios

Marcus Rios

Marcus Rios

Marcus Rios

Marcus Rios

Marcus Rios

Marcus Rios

Marcus Rios

Marcus Rios

Marcus Rios

Marcus Rios

Marcus Rios

Marcus Rios

Marcus Rios

Marcus Rios

Marcus Rios

Marcus Rios

Marcus Rios

Marcus Rios

Marcus Rios

Marcus Rios

Marcus Rios

Marcus Rios

Marcus Rios

Marcus Rios

Marcus Rios

Marcus Rios

Marcus Rios

Marcus Rios

Marcus Rios

Marcus Rios

Marcus Rios

Marcus Rios

Marcus Rios

Marcus Rios

Marcus Rios

Marcus Rios

Marcus Rios

Marcus Rios

Marcus Rios

Marcus Rios

Marcus Rios

Marcus Rios

Marcus Rios

Marcus Rios

Marcus Rios

Marcus Rios

Marcus Rios

Marcus Rios

Marcus Rios

Marcus Rios

Marcus Rios

Marcus Rios

Marcus Rios

Marcus Rios

Marcus Rios

Marcus Rios

Marcus Rios

Marcus Rios

Marcus Rios

Marcus Rios

Marcus Rios

Marcus Rios

Marcus Rios

Marcus Rios

Marcus Rios

Marcus Rios

Marcus Rios

Marcus Rios

Marcus Rios

Marcus Rios

Marcus Rios

Marcus Rios

Marcus Rios

Marcus Rios

Marcus Rios

Marcus Rios

Marcus Rios

Marcus Rios

Marcus Rios

Marcus Rios

Marcus Rios

Marcus Rios

Marcus Rios

Marcus Rios

Marcus Rios

Marcus Rios

Marcus Rios

Marcus Rios

Marcus Rios

Marcus Rios

Marcus Rios

Marcus Rios

Marcus Rios

Marcus Rios

Marcus Rios

Marcus Rios

Marcus Rios

Marcus Rios

Marcus Rios

Marcus Rios

Marcus Rios

Marcus Rios

Marcus Rios

Marcus Rios

Marcus Rios

Marcus Rios

Marcus Rios

Marcus Rios

Marcus Rios

Marcus Rios

Marcus Rios

Marcus Rios

Marcus Rios

Marcus Rios

Marcus Rios

Marcus Rios

Marcus Rios

Marcus Rios

Marcus Rios

Marcus Rios

Marcus Rios

Marcus Rios

Marcus Rios

Marcus Rios

Marcus Rios

Marcus Rios

Marcus Rios

Marcus Rios

Marcus Rios

Marcus Rios

Marcus Rios

Marcus Rios

Marcus Rios

Marcus Rios

Marcus Rios

Marcus Rios

Marcus Rios

Marcus Rios

Marcus Rios

Marcus Rios

Marcus Rios

Marcus Rios

Marcus Rios

Marcus Rios

Marcus Rios

Marcus Rios

Marcus Rios

Marcus Rios

Marcus Rios

Marcus Rios

Marcus Rios

Marcus Rios

Marcus Rios

Marcus Rios

Marcus Rios

Marcus Rios

Marcus Rios

Marcus Rios

Marcus Rios

Marcus Rios

Marcus Rios

M

Marcus Rios recorded four solo tackles in five games.

Brendan Langley had one tackle at Oak. (11/26) and vs. K.C. (12/31).

Kasim Edebali posted one tackle vs. Dal. (9/17).

Jerrol Garcia-Williams made one tackle vs. K.C. (12/31).

Tyrique Jarrett made one tackle vs. LAC (9/11).

Jordan Taylor made one tackle vs. Oak. (10/1).

THE LAST TIME IT HAPPENED...

(Reflects the last time each individual statistic occurred)
(2017 performances boldfaced; Super Bowl performances in *Italics*)

100 YARDS RUSHING:

Broncos: **C.J. Anderson, 30-158, at Indianapolis, 12/14/17**
 Playoffs: Terrell Davis, 25-102, vs. Atlanta, 1/31/99
 Opponents: **Kenyan Drake, 23-120, at Miami, 12/3/17**
 Playoffs: Ray Rice, 30-131, 1 TD, vs. Baltimore, 1/12/13

200 YARDS RUSHING:

Broncos: Knowshon Moreno, 37-224, 1 TD, at New England, 11/24/13
 Playoffs: Has never happened
 Opponents: Jamaal Charles, 25-259, 2 TD, vs. Kansas City, 1/3/10
 Playoffs: *Tim Smith, 23-204, 2TD, vs. Washington, 1/31/88*

TWO 100-YARD RUSHERS:

Broncos: Willis McGahee (163) and Tim Tebow (118), at Oakland, 11/6/11
 Playoffs: Terrell Davis (184) and Derek Loville (103), vs. Jacksonville, 12/27/97
 Opponents: Curt Warner (126) and John L. Williams (109), at Seattle, 12/11/88
 Playoffs: Has never happened

100-YARD RUSHER AND 100-YARD RECEIVER:

Broncos: Ronnie Hillman (117) and Demaryius Thomas (117), vs. San Diego, 1/3/16
 Playoffs: *Terrell Davis (102) and Rod Smith (152), vs. Atlanta, 1/31/99*
 Opponents: Tre Mason (113) and Kenny Britt (128), at St. Louis, 11/16/14
 Playoffs: *Tim Smith (204) and Ricky Sanders (193), vs. Washington, 1/31/88*

100-YARD RUSHER AND TWO 100-YARD RECEIVERS:

Broncos: Ronnie Hillman (111), Demaryius Thomas (111) and Emmanuel Sanders (109), at Cleveland, 10/18/15
 Playoffs: Has never happened
 Opponents: Ryan Grant (104), Greg Jennings (141) and James Jones (107) vs. Green Bay, 10/29/07 - OT
 Playoffs: Has never happened

100-YARD RUSHER, 300-YARD PASSER, 100-YARD RECEIVER:

Broncos: C.J. Anderson (101), Peyton Manning (340), Demaryius Thomas (168), vs. Green Bay, 11/1/15
 Playoffs: *Terrell Davis (102), John Elway (336), Rod Smith (152), vs. Atlanta, 1/31/99*
 Opponents: R. Grant (104 rush), B. Favre (331 pass), G. Jennings (141 rec.), J. Jones (107 rec.) vs. G.B., 10/29/07 - OT
 Playoffs: *Tim Smith (204), Doug Williams (340), Ricky Sanders (193), vs. Washington, 1/31/88*

100-YARD RUSHER, 300-YARD PASSER AND TWO 100-YARD RECEIVERS:

Broncos: M. Ball (117), P. Manning (403), E. Decker (174) and D. Thomas (106), at Kansas City, 12/1/13
 Playoffs: Has never happened
 Opponents: R. Grant (104 rush), B. Favre (331 pass), G. Jennings (141 rec.), J. Jones (107 rec.), vs. Green Bay, 10/29/07 - OT
 Playoffs: Has never happened

100-YARD RUSHER AND 300-YARD PASSER:

Broncos: C.J. Anderson (101) and Peyton Manning (340), vs. Green Bay, 11/1/15
 Playoffs: *Terrell Davis (102) and John Elway (336), vs. Atlanta, 1/31/99*
 Opponents: Ryan Mathews (120) and Philip Rivers (313), vs. San Diego, 1/2/11
 Playoffs: Ray Rice (131) and Joe Flacco (331), vs. Baltimore, 1/12/13

100-YARD RECEIVER AND 300-YARD PASSER:

Broncos: **Demaryius Thomas (133) and Trevor Siemian (376), vs. N.Y. Giants, 10/15/17**
 Playoffs: Demaryius Thomas (134) and Peyton Manning (400), vs. New England, 1/19/14
 Opponents: Antonio Brown (189) and Ben Roethlisberger (380), at Pittsburgh, 12/20/15
 Playoffs: Rob Gronkowski (144) and Tom Brady (310), vs. New England, 1/24/16

TWO 100-YARD RECEIVERS AND 300-YARD PASSER:

Broncos: Emmanuel Sanders (100), Demaryius Thomas (126) and Trevor Siemian (334), at Tennessee, 12/11/16
 Playoffs: Has never happened
 Opponents: Jerome Simpson (136), A.J. Green (124) and Andy Dalton (332), vs. Cincinnati, 9/18/11
 Playoffs: Reggie Wayne (221), Dallas Clark (112) and Peyton Manning (458), at Indianapolis, 1/9/05

THREE 100-YARD RECEIVERS AND 300-YARD PASSER:

Broncos: Has never happened
 Playoffs: Has never happened
 Opponents: Terrance Williams (151), Dez Bryant (141), Jason Witten (121) and Tony Romo (506), at Dallas, 10/6/13
 Playoffs: Has never happened

TWO RUSHING TOUCHDOWNS:

Broncos: C.J. Anderson, 15-113, 2 TD, vs. New England, 11/29/15
 Playoffs: Mike Anderson, 19-69, 2 TD, vs. New England, 1/14/06
 Opponents: **Corey Clement, 12-51, 2 TD, at Philadelphia, 11/5/17**
 Playoffs: Jamal Lewis, 30-110, 2 TD, at Baltimore, 12/31/00

THREE RUSHING TOUCHDOWNS:

Broncos: C.J. Anderson, 13-87, 3 TD, vs. Oakland, 12/28/14
 Playoffs: *Terrell Davis, 30-157, 3 TD, vs. Green Bay, 1/25/98*
 Opponents: Latavius Murray, 20-114, 3 TD, at Oakland, 11/6/16
 Playoffs: Napoleon McCallum, 13-81, 3 TD, at L.A. Raiders, 1/9/94

FOUR RUSHING TOUCHDOWNS:

Broncos: Clinton Portis, 22-218, 5 TD, vs. Kansas City, 12/7/03
 Playoffs: Has never happened
 Opponents: Curt Warner, 23-126, 4 TD, at Seattle, 12/11/88
 Playoffs: Has never happened

FIVE RUSHING TOUCHDOWNS:

Broncos:	Clinton Portis, 22-218, 5 TD, vs. Kansas City, 12/7/03
Playoffs:	Has never happened
Opponents:	Has never happened
Playoffs:	Has never happened

300 YARDS PASSING:

Broncos:	Trevor Siemian, 29-50, 376 yds., 1 TD, 2 INT, vs. New York Giants, 10/15/17
Playoffs:	Tim Tebow, 10-21, 316 yds., 2 TD, 0 INT, vs. Pittsburgh, 1/8/12
Opponents:	Drew Brees, 21-29, 303 yds., 3 TD, 2 INT, at New Orleans, 11/13/16
Playoffs:	Tom Brady, 27-56, 310 yds., 1 TD, 2 INT, vs. New England, 1/24/16

400 YARDS PASSING:

Broncos:	Peyton Manning, 34-57, 438 yds., 2 TD, 2 INT, at New England, 11/2/14
Playoffs:	Peyton Manning, 32-43, 400 yds., 2 TD, 0 INT, vs. New England, 1/19/14
Opponents:	Tony Romo, 25-36, 506 yds., 5 TD, 1 INT, at Dallas, 10/6/13
Playoffs:	Peyton Manning, 27-33, 458 yds., 4 TD, 1 INT, at Indianapolis, 1/9/05

THREE TOUCHDOWN PASSES:

Broncos:	Trevor Siemian, 22-32, 231 yds., 4 TD, 1 INT, vs. Dallas, 9/17/17
Playoffs:	Peyton Manning, 28-43, 290 yds., 3 TD, 2 INT, vs. Baltimore, 1/12/13
Opponents:	Kirk Cousins, 19-37, 299 yds., 3 TD, at Washington, 12/24/17
Playoffs:	Joe Flacco, 18-34, 331 yds., 3 TD, 0 INT, vs. Baltimore, 1/12/13

FOUR TOUCHDOWN PASSES:

Broncos:	Trevor Siemian, 22-32, 231 yds., 4 TD, 1 INT, vs. Dallas, 9/17/17
Playoffs:	Has never happened
Opponents:	Carson Wentz, 15-27, 199 yds., 4 TD, at Philadelphia, 11/5/17
Playoffs:	Tom Brady, 26-34, 363 yds., 6 TD, 1 INT, at New England, 1/14/12

FIVE TOUCHDOWN PASSES:

Broncos:	Peyton Manning, 31-44, 340 yds., 5 TD, 2 INT, at Oakland, 11/9/14
Playoffs:	Has never happened
Opponents:	Tony Romo, 25-36, 506 yds., 5 TD, 1 INT, at Dallas, 10/6/13
Playoffs:	Tom Brady, 26-34, 363 yds., 6 TD, 1 INT, at New England, 1/14/12

SIX OR MORE TOUCHDOWN PASSES:

Broncos:	Peyton Manning, 27-42, 462 yds., 7 TD, 0 INT, vs. Baltimore, 9/5/13
Playoffs:	Has never happened
Opponents:	Len Dawson, 23-38, 435 yds., 6 TD, 0 INT, at Kansas City, 11/1/64
Playoffs:	Tom Brady, 26-34, 363 yds., 6 TD, 1 INT, at New England, 1/14/12

100 YARDS RECEIVING:

Broncos:	Emmanuel Sanders, 6-137, vs. New England, 11/12/17
Playoffs:	<i>Demaryius Thomas, 13-118, 1 TD, vs. Seattle, 2/2/14</i>
Opponents:	Albert Wilson, 10-147, vs. Kansas City, 12/31/17
Playoffs:	Rob Gronkowski, 8-144, 1 TD, vs. New England, 1/24/16

200 YARDS RECEIVING:

Broncos:	Demaryius Thomas, 8-226, 2 TD, vs. Arizona, 10/5/14
Playoffs:	Demaryius Thomas, 4-204, 1 TD, vs. Pittsburgh, 1/8/12
Opponents:	Torrence Small, 6-200, 2 TD, vs. New Orleans, 12/24/94
Playoffs:	Reggie Wayne, 10-221, 2 TD, at Indianapolis, 1/9/05

TWO 100-YARD RECEIVERS:

Broncos:	Emmanuel Sanders, 11-100, 1 TD and Demaryius Thomas, 10-126, 0 TD at Tennessee, 12/11/16
Playoffs:	Has never happened
Opponents:	Terrance Williams (151), Dez Bryant (141) and Jason Witten (121), at Dallas, 10/6/13
Playoffs:	Reggie Wayne (221) and Dallas Clark (112), at Indianapolis, 1/9/05

TWO RECEIVING TOUCHDOWNS:

Broncos:	Emmanuel Sanders, 6-62, 2 TD, vs. Dallas, 9/17/17
Playoffs:	Owen Daniels, 2-33, 2 TD, vs. New England, 1/24/16
Opponents:	Alshon Jeffery, 6-84, 2 TD, at Philadelphia, 11/5/17
Playoffs:	Keenan Allen, 6-142, 2 TD, vs. San Diego, 1/12/14

THREE RECEIVING TOUCHDOWNS:

Broncos:	Demaryius Thomas, 10-87, 3 TD, vs. Miami, 11/23/14
Playoffs:	Has never happened
Opponents:	Dallas Clark, 5-43, 3 TD, at Indianapolis, 12/13/09
Playoffs:	Rob Gronkowski, 10-145, 3 TD, at New England, 1/14/12

FOUR RECEIVING TOUCHDOWNS:

Broncos:	Eric Decker, 8-174, 4 TD, at Kansas City, 12/1/13
Playoffs:	Has never happened
Opponents:	Lance Alworth, 9-171, 4 TD, vs. San Diego, 12/1/68
Playoffs:	Has never happened

TWO INTERCEPTIONS:

Broncos:	Darian Stewart, 2, at New Orleans, 11/13/16
Playoffs:	<i>Darrien Gordon, 2, vs. Atlanta, 1/31/99</i>
Opponents:	Xavier Howard, 2, at Miami, 12/3/17
Playoffs:	David Macklin, 2, at Indianapolis, 1/4/04

THREE INTERCEPTIONS:

Broncos:	Deltha O'Neal, 4, vs. Kansas City, 10/7/01
Playoffs:	Has never happened
Opponents:	Mark Kelso, 3, at Buffalo, 12/12/92
Playoffs:	Has never happened

THE LAST TIME IT HAPPENED... (CONT.)

FOUR INTERCEPTIONS:

Broncos:	Deltha O'Neal, 4, vs. Kansas City, 10/7/01
Playoffs:	Has never happened
Opponents:	Has never happened
Playoffs:	Has never happened

TWO SACKS:

Broncos:	Von Miller, 2.0, at L.A. Chargers, 10/22/17
Playoffs:	<i>Von Miller, 2.5, vs. Carolina, 2/7/16</i>
Opponents:	Tanoh Kpassagnon, 2.0, vs. Kansas City, 12/31/17
Playoffs:	<i>Kony Ealy, 3, vs. Carolina, 2/7/16</i>

THREE SACKS:

Broncos:	Von Miller, 3.0, vs. Kansas City, 11/27/16
Playoffs:	Has never happened
Opponents:	Jason Pierre-Paul, 3.0, vs. N.Y. Giants, 10/15/17
Playoffs:	<i>Kony Ealy, 3, vs. Carolina, 2/7/16</i>

FOUR SACKS:

Broncos:	Elvis Dumervil, 4, vs. Cleveland, 9/20/09
Playoffs:	Has never happened
Opponents:	Khalil Mack, 5, vs. Oakland, 12/13/15
Playoffs:	Has never happened

TWO OPPONENT FUMBLE RECOVERIES:

Broncos:	Elvis Dumervil, 2, vs. Minnesota, 12/30/07 - OT
Playoffs:	Has never happened
Opponents:	Glenn Dorsey, 2, at Kansas City, 12/6/09
Playoffs:	<i>Randy Hughes, 2, vs. Dallas, 1/15/78</i>

SHUTOUT ON ROAD:

by Broncos:	Denver 12, at Cleveland 0, 9/27/92
Playoffs:	Has never happened
by Opponents:	at L.A. Chargers 21, Denver 0, 10/22/17
Playoffs:	Has never happened

SHUTOUT AT HOME:

by Broncos:	at Denver 23, N.Y. Jets 0, 12/10/17
Playoffs:	Has never happened
by Opponents:	Has never happened
Playoffs:	Has never happened

OVERTIME WIN AWAY FROM DENVER:

Broncos:	Denver 26, at Cleveland 23, 10/18/15
Playoffs:	Denver 23, at Cleveland 20, 1/11/87
Opponents:	at Seattle 26, Denver 20, 9/21/14
Playoffs:	Has never happened
TIE:	Denver 17, at Green Bay 17, 9/20/87

OVERTIME WIN IN DENVER:

Broncos:	at Denver 20, Cincinnati 17, 12/28/15
Playoffs:	at Denver 29, Pittsburgh 23, 1/8/12
Opponents:	Kansas City 30, at Denver 27, 11/27/16
Playoffs:	Baltimore 38, at Denver 25, 1/12/13
TIE:	at Denver 35, Pittsburgh 35, 9/22/74

40 POINTS:

Broncos:	at Denver 42, Dallas 17, 9/17/17
Playoffs:	at Denver 42, Jacksonville 17, 12/27/97
Opponents:	at New England 41, Denver 16, 11/12/17
Playoffs:	<i>vs. Seattle 43, Denver 8, 2/2/14</i>

50 POINTS:

Broncos:	at Denver 51, Tennessee 28, 12/8/13
Playoffs:	Has never happened
Opponents:	at Philadelphia 51, Denver 23, 11/5/17
Playoffs:	<i>San Francisco 55, Denver 10, 1/28/90</i>

TWO-POINT CONVERSION:

Broncos:	Brock Osweiler pass to Cody Latimer, at Indianapolis, 12/14/17
Playoffs:	<i>Peyton Manning pass to Bennie Fowler, vs. Carolina, 2/7/16</i>
Opponents:	Alex Smith pass to Demetrius Harris, vs. Kansas City, 11/27/16
Playoffs:	Has never happened

THREE FIELD GOALS:

Broncos:	Brandon McManus, 3, vs. N.Y. Jets, 12/10/17
Playoffs:	<i>Brandon McManus, 3, vs. Carolina, 2/7/16</i>
Opponents:	Harrison Butker, 5, at Kansas City, 10/30/17
Playoffs:	<i>Chris Boswell, 3, vs. Pittsburgh, 1/17/16</i>

FOUR FIELD GOALS:

Broncos:	Brandon McManus, 4, vs. Indianapolis, 9/18/16
Playoffs:	Brandon McManus, 5, vs. Pittsburgh, 1/17/16
Opponents:	Harrison Butker, 5, at Kansas City, 10/30/17
Playoffs:	Has never happened

FIVE FIELD GOALS:

Broncos: Connor Barth, 5, at San Diego, 12/14/14
 Playoffs: Brandon McManus, 5, vs. Pittsburgh, 1/17/16
 Opponents: **Harrison Butker, 5, at Kansas City, 10/30/17**
 Playoffs: Has never happened

SIX FIELD GOALS:

Broncos: Has never happened
 Playoffs: Has never happened
 Opponents: Jeff Wilkins, 6, at St. Louis, 9/10/06
 Playoffs: Has never happened

PUNT RETURN FOR A TOUCHDOWN:

Broncos: Omar Bolden, 83 yds., at Indianapolis, 11/8/15
 Playoffs: Trindon Holliday, 90 yds., vs. Baltimore, 1/12/13
 Opponents: **Travis Benjamin, 65 yds., at L.A. Chargers 10/22/17**
 Playoffs: Has never happened

KICKOFF RETURN FOR A TOUCHDOWN:

Broncos: Trindon Holliday, 105 yds., vs. Philadelphia, 9/29/13
 Playoffs: Trindon Holliday, 104 yds., vs. Baltimore, 1/12/13
 Opponents: **Dion Lewis, 103 yds., vs. New England, 11/12/17**
 Playoffs: Percy Harvin, 87 yds., vs. Seattle, 2/2/14

INTERCEPTION RETURN FOR A TOUCHDOWN:

Broncos: **Justin Simmons, 65 yds., at Miami, 12/3/17**
 Playoffs: Has never happened
 Opponents: **Xavien Howard, 30 yds., at Miami, 12/3/17**
 Playoffs: *Malcolm Smith, 69 yds., vs. Seattle, 2/2/14*

FUMBLE RETURN FOR A TOUCHDOWN:

Broncos: Shane Ray, 15 yds., vs. Indianapolis, 9/18/16
 Playoffs: **Malik Jackson, recovered in end zone, vs. Carolina, 2/7/16**
 Opponents: **Marcus Peters, 45 yds., at Kansas City, 10/30/17**
 Playoffs: Has never happened

MISSED FIELD GOAL RETURN FOR A TOUCHDOWN:

Broncos: Has never happened
 Playoffs: Has never happened
 Opponents: Chris McAlister, 107 yds., at Baltimore, 9/30/02
 Playoffs: Has never happened

BLOCKED PUNT:

Broncos: **Shaquil Barrett, vs. Cincinnati, 11/19/17**
 Playoffs: Has never happened
 Opponents: **Terrence Fede, at Miami, 12/3/17**
 Playoffs: Blake Spence, vs. N.Y. Jets, 1/17/99

BLOCKED PUNT RETURN FOR A TOUCHDOWN:

Broncos: Steven Johnson, vs. Philadelphia, 9/29/13
 Playoffs: Has never happened
 Opponents: Alex Bannister, 9 yds., at Seattle, 10/14/01
 Playoffs: Travis Davis, 29 yds., vs. Jacksonville, 12/27/97

BLOCKED FIELD GOAL:

Broncos: **Adam Gotsis, vs. N.Y. Giants, 10/15/17**
 Playoffs: Has never happened
 Opponents: **KeiVarae Russell, vs. Cincinnati, 11/19/17**
 Playoffs: Has never happened

BLOCKED FIELD GOAL RETURN FOR A TOUCHDOWN:

Broncos: Louis Wright, 60 yds., vs. San Diego, 11/17/85
 Playoffs: Has never happened
 Opponents: Cornelius Bennett, 80 yds., at Buffalo, 9/30/90
 Playoffs: Has never happened

MISSED POINT-AFTER-TOUCHDOWN ATTEMPT:

Broncos: Brandon McManus (Blocked by Margus Hunt), at Cincinnati, 9/25/16
 Playoffs: Jason Elam (Blocked by Clyde Simmons), vs. Jacksonville, 1/4/97
 Opponents: **Randy Bullock (kick failed, wide left), vs. Cincinnati, 11/19/17**
 Playoffs: Stephen Gostkowski (kick failed, wide right), vs. New England, 1/24/16

SAFETY:

Broncos: **Isaiah McKenzie tackled in the end zone by John Denney, at Miami, 12/3/17**
 Playoffs: Tony Eason sacked in the end zone by Rulon Jones, vs. New England, 1/4/87
 Opponents: Russell Okung tackled in the end zone, vs. Kansas City, 11/27/16
 Playoffs: *K. Moreno tackled in the end zone by C. Avril, vs. Seattle, 2/2/14*

2017 INDIVIDUAL LEADERS BY STATISTICAL CATEGORY

Category	Player	AFC Rank	AFC Leader	NFL Rank	NFL Leader
Scoring	Brandon McManus - 99	9th	Stephen Gostkowski, N.E. - 156	20th	Greg Zuerlein, LAR - 158
Rushing Yards	C.J. Anderson - 1,007	6th	Kareem Hunt, K.C. - 1,327	9th	Kareem Hunt, K.C. - 1,327
Passing Yards	Trevor Siemian - 2,285	15th	Tom Brady, N.E. - 4,577	27th	Tom Brady, N.E. - 4,577
Passer Rating	Trevor Siemian - 73.3	14th	Alex Smith, K.C. - 104.7	29th	Alex Smith, K.C. - 104.7
Receiving Yards	Demaryius Thomas - 949	11th	Antonio Brown, Pit. - 1,533	20th	Antonio Brown, Pit. - 1,533
Receptions	Demaryius Thomas - 83	T-6th	Jarvis Landry, Mia. - 112	T-11th	Jarvis Landry, Mia. - 112
Gross Punting Avg	Riley Dixon - 45.6	8th	Brett Kern, Ten. - 49.7	14th	Brett Kern, Ten. - 49.7
Net Punting Avg	Riley Dixon - 40.2	14th	Brett Kern, Ten. - 44.6	22nd	Brett Kern, Ten. - 44.6
Interceptions	Darian Stewart - 3	T-17th	Kevin Byard, Ten. - 8	T-26th	Two tied - 8
Sacks	Von Miller - 10	9th	Calais Campbell, Jac. - 14.5	18th	Chandler Jones, Ari. - 17
Kickoff Ret. Avg	Devontae Booker - 19.7	T-14th	Alex Erickson, Cin. - 20.7	T-22nd	Pharoh Cooper, LAR - 27.4
Punt Ret. Avg	Isaiah McKenzie - 8.7	5th	Alex Erickson, Cin. - 7.0	13th	Jamal Agnew, Det. - 15.4

2017 TEAM AFC AND NFL RANKINGS

OFFENSE

Category	Broncos Total	AFC Rank	AFC Leader	NFL Rank	NFL Leader
Points Per Game	18.1	13th	New England - 28.6	27th	Los Angeles Rams - 29.9
Total Yards Per Game	324.1	T-6th	New England - 394.2	T-17th	New England - 394.2
Yards Per Play	4.82	13th	Kansas City - 6.10	28th	New Orleans - 6.26
Rushing Yards Per Game	115.8	6th	Jacksonville - 141.4	12th	Jacksonville - 141.4
Net Passing Yds. Per Game	208.3	8th	LA Chargers - 276.9	20th	LA Chargers - 276.9
Interceptions (fewest)	22	15th	Two Tied - 8	31st	Los Angeles Rams - 7
First Downs Per Game	18.6	8th	New England - 24.3	20th	New England - 24.3
Third-Down Efficiency	39.0%	7th	Pittsburgh - 44.0%	15th	Atlanta - 44.7%
Fourth-Down Efficiency	35.0%	12th	Jacksonville - 76.9%	25th	New Orleans - 80.0%
Red-Zone Efficiency	39.6%	16th	Jacksonville - 64.00%	32nd	Philadelphia - 65.5%
Kickoff Ret. Avg.	22.6	2nd	Baltimore - 27.5	7th	Baltimore - 27.5
Punt Ret. Avg.	8.6	6th	Baltimore - 10.1	15th	Detroit - 14.0

DEFENSE

Category	Broncos Total	AFC Rank	AFC Leader	NFL Rank	NFL Leader
Points Per Game	23.9	T-11th	Jacksonville - 16.8	T-22nd	Minnesota - 15.8
Total Yards Per Game	290.0	2nd	Jacksonville - 286.1	3rd	Minnesota - 275.9
Yards Per Play	4.87	2nd	Jacksonville - 4.61	3rd	Jacksonville - 4.61
Rushing Yards Per Game	89.4	2nd	Tennessee - 88.8	5th	Philadelphia - 759.2
Net Passing Yds. Per Game	200.6	3rd	Jacksonville - 169.9	4th	Jacksonville - 169.9
Interceptions Thrown (most)	10	13th	Baltimore - 22	T-24th	Baltimore - 22
First Downs Per Game	16.6	2nd	Jacksonville - 16.1	3rd	Jacksonville - 16.1
Third-Down Efficiency	31.6%	1st	Denver - 31.6%	2nd	Minnesota - 25.3%
Fourth-Down Efficiency	33.3%	4th	Miami - 25.0%	T-8th	Philadelphia - 22.2%
Red-Zone Efficiency	58.5%	12th	LA Chargers - 36.1%	23rd	LA Chargers - 36.1%
Kickoff Ret. Avg.	22.6	12th	Baltimore - 18.6	23rd	Baltimore - 18.6
Punt Ret. Avg.	8.6	12th	Indianapolis - 4.2	21st	Three Teams - 4.2

2017 TAKEAWAY CHART

Game	W/L	+/-	BRONCOS				OPPONENTS			
			INT	Fum.	Total	Pts.	INT	Fum.	Total	Pts.
vs. LAC (9/11)	W	-1	1	0	1	7	1	1	2	14
vs. Dal (9/17)	W	EVEN	2	0	2	14	1	1	2	14
at Buf. (9/24)	L	-2	0	0	0	0	2	0	2	3
vs. Oak. (10/1)	W	+1	1	0	1	0	0	0	0	0
vs. NYG (10/15)	L	-3	0	0	0	0	2	1	3	7
at LAC (10/22)	L	-3	0	0	0	0	1	2	3	7
at K.C. (10/30)	L	-3	1	1	2	3	3	2	5	13
at Phi. (11/5)	L	-1	0	1	1	7	2	0	2	14
vs. N.E. (11/12)	L	-2	0	0	0	0	1	1	2	7
vs. Cin. (11/19)	L	-2	0	0	0	0	1	1	2	14
at Oak. (11/26)	L	EVEN	0	1	1	0	1	0	1	7
at Mia. (12/3)	L	EVEN	2	1	3	6	3	0	3	14
vs. NYJ (12/10)	W	+2	1	1	2	7	0	0	0	0
at Ind. (12/14)	W	-1	0	0	0	0	1	0	1	7
at Was. (12/24)	L	-1	1	1	2	0	1	2	3	14
vs. K.C. (12/31)	L	-1	1	1	2	10	2	1	3	7
TOTALS	5-11	-17	10	7	17	54	22	12	34	142

2017 SCORE BY PERIOD

Game	BRONCOS					OPPONENTS					Final	Record
	1	2	3	4	OT	1	2	3	4	OT		
vs. LAC (9/11)	7	7	10	0	0	0	7	0	14	0	24-21	1-0
vs. Dal (9/17)	7	14	14	7	0	0	10	0	7	0	42-17	2-0
at Buf. (9/24)	3	10	3	0	0	0	13	7	6	0	26-16	2-1
vs. Oak. (10/1)	10	0	6	0	0	0	7	0	3	0	16-10	3-1
vs. NYG (10/15)	0	3	0	7	0	3	14	3	3	0	23-10	3-2
at LAC (10/22)	0	0	0	0	0	7	7	0	7	0	21-0	3-3
at K.C. (10/30)	0	3	10	6	0	14	3	3	9	0	29-19	3-4
at Phi. (11/5)	3	6	0	14	0	17	14	13	7	0	51-23	3-5
vs. N.E. (11/12)	6	3	7	0	0	14	13	7	7	0	41-16	3-6
vs. Cin. (11/19)	7	0	3	7	0	6	7	0	7	0	20-17	3-7
at Oak. (11/26)	0	0	0	14	0	0	14	7	0	0	21-14	3-8
at Mia. (12/3)	0	3	6	0	0	2	14	10	9	0	35-9	3-9
vs. NYJ (12/10)	10	3	7	3	0	0	0	0	0	0	23-0	4-9
at Ind. (12/14)	0	7	15	3	0	7	3	3	0	0	25-13	5-9
at Was. (12/24)	3	0	0	8	0	0	10	3	14	0	27-11	5-10
vs. K.C. (12/31)	3	7	0	14	0	7	7	10	3	0	27-24	5-11
TOTALS	59	66	81	83	0	77	143	66	96	0		

2017 TIME SPENT IN THE LEAD

Game	Result	LED		TIED		BEHIND	
vs. LAC (9/11)	W, 24-21	40:22:00	67.3%	19:38:00	32.7%	0:00:00	0.0%
vs. Dal (9/17)	W, 42-17	47:40:00	79.4%	12:20:00	20.6%	0:00:00	0.0%
at Buf. (9/24)	L, 26-16	13:51:00	23.1%	23:34:00	39.3%	22:35:00	37.6%
vs. Oak. (10/1)	W, 16-10	53:11:00	88.6%	6:49:00	11.4%	0:00:00	0.0%
vs. NYG (10/15)	L, 23-10	0:00:00	0.0%	8:06:00	13.5%	51:54:00	86.5%
at LAC (10/22)	L, 21-0	0:00:00	0.0%	7:33:00	12.6%	52:27:00	87.4%
at K.C. (10/30)	L, 29-19	0:00:00	0.0%	5:31:00	9.2%	54:29:00	90.8%
at Phi. (11/5)	L, 51-23	4:01:00	6.7%	4:25:00	7.4%	51:34:00	85.9%
vs. N.E. (11/12)	L, 41-16	0:00:00	0.0%	2:24:00	4.0%	57:36:00	96.0%
vs. Cin. (11/19)	L, 20-17	2:46:00	4.6%	7:54:00	13.2%	49:20:00	82.2%
at Oak. (11/26)	L, 21-14	0:00:00	0.0%	6:15:00	10.4%	53:45:00	89.6%
at Mia. (12/3)	L, 35-9	3:49:00	6.4%	11:53:00	19.8%	44:18:00	73.8%
vs. NYJ (12/10)	W, 23-0	54:02:00	90.1%	5:58:00	9.9%	0:00:00	0.0%
at Ind. (12/14)	W, 25-13	19:16:00	32.1%	6:58:00	11.6%	33:46:00	56.3%
at Was. (12/24)	L, 27-11	10:51:00	18.1%	17:02:00	28.4%	32:07:00	53.5%
vs. K.C. (12/31)	L, 27-24	0:00:00	0.0%	3:50:00	6.4%	56:10:00	93.6%
TOTALS		249:49:00	26.0%	150:10:00	15.6%	560:01:00	58.3%
AVERAGE		15:36:49	26.0%	9:23:07	15.6%	35:00:04	58.3%

2017 REGULAR SEASON MISCELLANEOUS STATISTICS

DRIVE ENGINEERING

	Drives Started	Drives Ended By-----										Points RPL	Pts./Yielded Drive	Quarterback Drive Efficiency*	Directing Offense**		
		TD	FG	FGA	PNT	DWN	TRN	SAF	CLK						Plays	Yards	Avg.
Quarterback																	
Osweller	55	8	9	1	21	4	8	0	4	0	85	1.55	30.9%	35.3%	329	1630	5.0
Siemian	118	17	14	7	44	6	20	1	9	0	160	1.36	26.3%	34.9%	637	3169	5.0
Lynch	19	2	1	0	11	0	4	0	1	0	17	0.89	15.8%	16.7%	97	398	4.1
DENVER	192	27	24	8	76	10	32	1	14	0	262	1.36	26.6%	33.1%	1063	5,197	4.9
OPPONENTS	193	38	24	3	88	13	17	0	10	(2)	336	1.74	32.1%	35.5%	933	4663	5.0

(*—the second number is the percentage the quarterback has put his team in position to score, allowing for missed field goals and subtracting those drives ended by the clock and replaced due to injury. Quarterbacks who leave the game during a drive only get a replacement credit if team goes on to earn at least one first down. Blocked punts for safeties counted as drive ended by punt. **—does not include plays when not at helm or not truly setting a play in motion, i.e., aborted plays/muffed punts/kneeldowns/spiked balls: Siemian 7-for-[6]; Osweller 5-for-[6]; Opponents 19-for-[23]. (3 & outs includes all drives without first downs, minus FGs and clock.)

KICKOFF ANALYSIS

	Total	No. Ret.	TB	EZ+	In20/25	OB	OnS	SQB	FK	Opp. OSY	OSY Ret.	ASY Ret.
Kicker												
McManus	65	18	45	27	5/11	0	(5)	(0)	(0)	1,676	513	O26
OPPONENTS	81	34	47	17	13/22	0	(1)	(1)	(0)	1,967	792	D24

(KEY: MF—muffed; EZ+—through or over end zone; OSY—Opponent Cumulative Starting Yardlines; ASY—Average Starting Yardline; Ret—averages using returned kicks only. OnSides (OnS), short squibs (SQB) and free kicks (FK) omitted in figuring the above (return counts could be off); out-of-bounds (OB) are not. Yardlines determined from spot of penalties. Returns on inside kicks/squibs are omitted from the above.)

FIRST DOWNS

Team	Rushing			Passing			Overall			Times Gained			Miscellany		
	Plays	Yds.	Avg.	Plays	Yds.	Avg.	Plays	Yds.	Avg.	10+	5+	2+	0 Neg	TD	QBS
DENVER	227	809	3.6	227	1,195	5.3	454	2,004	4.41	21	73	168	216	106	47
OPPONENTS	218	832	3.8	193	1,259	6.5	411	2,091	5.09	27	71	154	216	98	40

YARDS GAINED BY DOWN

Team	1st Down			2nd Down			3rd Down			4th Down			Season		
	Att	Yards	Avg.	Att	Yards	Avg.	Att	Yards	Avg.	Att	Yards	Avg.	Att	Yards	Avg.
DENVER	454	2,004	4.4	360	1,784	5.0	241	1,308	5.4	20	89	4.5	1,075	5,185	4.82
OPPONENTS	411	2,091	5.1	311	1,488	4.8	209	1,009	4.8	21	52	2.5	952	4,640	4.97

*-Drives In Opponent Territory (minus drives with 50+ scores or no plays): Denver 87/191 (45.5%, 22.0 ypd); Opponents 100/192 (52.1%, 19.3 ypd).

THIRD-DOWN EFFICIENCY

Team	3rd Down and-----										Second Half	Total	Pct.
	1	2	3	4	5	6	7	8	9	10	11-14	15-19	20+
DENVER	15-17	11-18	10-16	8-16	11-28	11-25	8-18	5-18	5-13	7-25	3-25	0-14	0-8
Opponents	7-17	8-14	5-14	9-20	5-18	9-27	2-9	4-14	6-13	5-20	5-26	1-17	0-0

AVERAGE YARDS TO GO: Denver: 7.5 (241/181); Opponents 7.3 (209/1521). OVERTIME: Denver 0-0, Opponents 0-0.
DEFENSIVE BREAKDOWN: Denver: 15 QB sacks (92 yards); 2 INT/(1 TD), 3 FR/(1TD). Opponents: 16 QB sacks (138 yards); 4 INT (1 TD), 4 FR.
SECOND-DOWN EFFICIENCY: Denver 96-360 (26.7; 1-4 yds: 39-64); Opponent 83-311 (26.7; 1-4 yds: 35-65)

TURNOVER ANALYSIS

DENVER	34 turnovers led to 142 Opponent points:	17 TD, 3 FG;	37.2 % of Opponents' total points (382).
OPPONENTS	17 turnovers led to 54 Denver points:	7 TD, 2 FG;	18.7% of Denver's total points (289).

AVERAGE STARTING FIELD POSITION

	Denver	Opponent
Drives Started	192	193
Cumulative Starting Yardlines	5,117	6,347
Average Field Position	D27	O33
Drives Started In Plus Territory	74	35
Scores/TD/FG	7/34	22/14/8
FOA/Punts/Downs	1/1/1	1/2/3
Turnovers/Clock/Ran Out Clock	3/1/0	5/0/2
Drives Started Inside Own 20/At Own 20	59 (47/12)	41 (34/7)
Points Scored (TD/FG)	59 (5/8)	47 (5/4)
Drives Started Inside Opponent 20 (Pts.)	1 (0)	5 (29)

SCORING PCT. INSIDE-THE-20 (RED ZONE)

	Denver	Opponent
Times Penetrated Opponent 20	48	41
Total Scores	36	35
Touchdowns (Rush/Pass)	19 (7/12)	24 (6/18)
Field Goals-Attempts	17/22	11-12
Turnovers/Downs/Punts/Clock	3/2/0/2	3/2/0/0
Scores From Outside the 20/TD/FG	14/7/7	27/14/13
Total Red Zone Plays-Yards	125-256/2.0	105-340/3.2
Third Down Efficiency	10-35/28.6	8-20/40.0
Fourth Down Efficiency	2-5/40.0	0-2/0.0
Overall Scoring Percentage	75.0	85.4
TD Percentage	39.6	58.5

YARDS LOST DUE TO PENALTY

	Denver	Opponent
Times Penalized After Offensive Gain/Score	23	16
Yards Lost Due To Penalties	275	152
Touchdowns Called Back	2	0
Field Goals Called Back	0	0
First Downs Lost	9	7

EXPANDED PUNTING

Player	Punts	Yards	Avg.	Number Returned		Return Avg.	Return Pct.	Not Returned	Net Avg.	In20	In30	TB	FC	Own 25 & Inside		Adjusted 50 & Out	
				Returned	Blocked									No.	Yds.	Avg.	No.
Dixon	73	3,331	45.6	30	258	8.6	65t	58.9	41.3	23	8	3	23	28	1,273	45.5	67
McManus	1	26	26.0	0	0	0.0	—	100.0	26.0	1	1	0	0	0	0	0.0	0





Denver 24, L.A. Chargers 21

Monday, Sept. 11, 2017 • 8:20 p.m. MDT • Sports Authority Field at Mile High • Denver

WEATHER: Mostly Cloudy, 73°, Wind SW 12 mph • **TIME:** 2:54 • **ATTENDANCE:** 76,324

Vance Joseph became the 12th head coach in Denver Broncos history to win his regular-season debut after his team defeated the Los Angeles Chargers 24-21 in front of 76,324 fans at Sports Authority Field at Mile High.

The Broncos took a 24-7 lead into the fourth quarter and sustained a Chargers rally to hold on for the three-point win. A blocked field goal by defensive end Shelby Harris with five seconds remaining sealed the victory for the home team.

Denver quarterback Trevor Siemian completed 17-of-28 passes (60.7%) for 219 yards with two touchdowns and one interception (94.2 rtg.) while accounting for 19 more yards and a score on six rushes.

The Broncos' defense, which allowed just one sustained scoring drive on the night, yielded just 249 yards and held the Chargers to 3-of-12 (25.0%) on third downs.

Denver scored the initial points of the game on its second drive after Siemian found wide receiver Bennie Fowler III in the end zone for a 5-yard touchdown pass.

The Chargers answered on the next possession, converting two of their three third downs during the game—including one on a 40-yard defensive pass interference penalty—as quarterback Philip Rivers found running back Melvin Gordon for an 11-yard touchdown pass.

Siemian put the Broncos ahead again on a 1-yard touchdown run to give Denver a 14-7 lead at halftime.

Broncos cornerback Bradley Roby intercepted a pass from Rivers on the Chargers' first drive of the second half to set Denver up near midfield.

Siemian capped the ensuing possession with his second touchdown pass to Fowler III—a 6-yarder to make the score 21-7.

Denver's next drive spanned 14 plays and took more than a half quarter. Kicker Brandon McManus capitalized for the Broncos with a 20-yard field goal as time expired in the third quarter to put the home team ahead 24-7.

The Broncos stopped the Chargers on fourth down near midfield early in the fourth quarter and appeared poised to seal the game before a pair of turnovers halted their momentum.

Chargers safety Adrian Phillips intercepted a wide receiver screen pass from Siemian and cornerback Casey Hayward recovered a fumble from Broncos running back Jamaal Charles on back-to-back possessions. Eight plays and two touchdowns later, the visitors cut Denver's lead to 24-21.

After McManus missed a 50-yard field goal attempt, the Chargers had a chance to send the game into overtime with a field goal of their own. Rookie Youngboe Koo's 44-yard attempt was blocked by Harris to give Denver's win.

OFFICIALS:

Referee — Terry McAlay (77); **Umpire** — Steven Woods (54); **Head Linesman** — Jerry Bergman (91); **Line Judge** — Carl Johnson (101); **Side Judge** — Jonah Monroe (120); **Field Judge** — Michael Banks (72); **Back Judge** — Rich Martinez (39); **Replay** — Earnie Frantz

DENVER BRONCOS

OFFENSE

WR 88 D. Thomas
LT 72 G. Bolles
LG 76 M. Garcia
C 61 M. Paradis
RG 65 R. Leary
RT 75 M. Watson
TE 85 V. Green
WR 10 E. Sanders
RB 22 C. Anderson
QB 13 T. Siemian
FB 32 A. Janovich

DEFENSE

DE 95 D. Wolfe
NT 94 D. Peko Sr.
DE 96 S. Harris
SLB 48 S. Barrett
VLB 58 V. Miller
ILB 54 B. Marshall
ILB 51 T. Davis
LCB 21 A. Talib
RCB 25 C. Harris Jr.
SS 31 J. Simmons
FS 26 D. Stewart

BRONCOS SUBSTITUTIONS: K 8 B.McManus, P 9 R.Dixon, WR 14 C.Latimer, WR 16 B.Fowler, S 20 J.Carter, CB 27 B.Langley, RB 28 J.Charles, CB 29 B.Roby, RB 33 D.Henderson, S 34 W.Parks, LS 42 C.Kreiter, ILB 50 Z.Anderson, ILB 52 C.Nelson, DE 57 D.Walker, G/C 60 C.McGovern, T 71 D.Stephenson, G 73 A.Barbre, TE 82 J.Heuerman, TE 83 A.Derby, WR 84 I.McKenzie, OLB 91 K.Edebali, DT 98 T.Jarrett, DE 99 A.Gotsis. **DID NOT PLAY:** QB 17 B.Osweller, **INACTIVE:** QB 12 P.Lynch, RB 26 D.Booker, CB 37 L.Doss, G 77 B.Turner, WR 87 J.Taylor, DE 92 Z.Kerr, DE 93 J.Crick.

LOS ANGELES CHARGERS

OFFENSE

WR 13 K. Allen
LT 76 R. Okung
LG 68 M. Slauson
C 73 S. Pulley
RG 79 K. Wiggins
RT 72 J. Barksdale
TE 85 A. Gates
WR 16 Ty. Williams
QB 17 P. Rivers
FB 34 D. Watt
RB 28 M. Gordon

DEFENSE

DE 99 J. Bosa
NT 92 B. Mebane
DT 94 C. Liguett
LEO 54 M. Ingram
OTTO 51 K. Emanual
MIKE 56 K. Toomer
WILL 57 J. Brown
LCB 26 C. Hayward
SS 37 J. Addae
FS 33 T. Boston
RCB 22 J. Verrett

CHARGERS SUBSTITUTIONS: QB 1 T.Knight, P 8 D.Kaser, K 9 Y.Koo, WR 11 G.Davis, WR-KR 12 T.Benjamin, CB 20 D.King, CB 24 Tr.Williams, S 25 R.Jenkins, RB 30 A.Ekeler, S 31 A.Phillips, RB 32 B.Oliver, DE 40 C.McCain, LS 47 M.Windt, OLB 49 J.Onwuwalu, LB 50 H.Pullard, OLB 58 N.Harris, G 66 D.Feeney, NT 71 D.Square, G-T 75 C.Hairston, G 78 M.Schofield, TE 80 S.Culkin, TE 86 H.Henry, DE 93 D.Phillon, DE 98 I.Rochell. **DID NOT PLAY:** QB 10 K.Clemens. **INACTIVE:** QB 7 C.Jones, WR 15 D.Inman, S 23 D.McCoil, T 69 S.Tevi, WR 81 M.Williams, TE 84 S.McGrath, DE 97 J.Attachu.

		1	2	3	4	OT	TOTAL	FIELD GOALS (made () & missed)		
VISITOR	Los Angeles Chargers	0	7	0	14	0	21	Y. Koo	44	
HOME	Denver Broncos	7	7	10	0	0	24	B. McManus	(20) 50	

Team	Qtr	Clock Time	PLAY DESCRIPTION (Extra Point) (Drive Info)	SCORE Visitor	Home
BRONCOS	1	4:50	B.Fowler 5 yd. pass from T.Siemian (B.McManus kick) (13-70, 6:05)	0	7
CHARGERS	2	14:55	M.Gordon 11 yd. pass from P.Rivers (Y.Koo kick) (9-75, 4:55)	7	7
BRONCOS	2	5:27	T.Siemian 1 yd. run (B.McManus kick) (9-56, 4:38)	7	14
BRONCOS	3	10:27	B.Fowler 6 yd. pass from T.Siemian (B.McManus kick) (6-43, 3:00)	7	21
BRONCOS	3	0:00	B.McManus 20 yd. Field Goal (14-78, 8:16)	7	24
CHARGERS	4	8:10	K.Allen 5 yd. pass from P.Rivers (Y.Koo kick) (6-43, 2:27)	14	24
CHARGERS	4	7:00	T.Benjamin 38 yd. pass from P.Rivers (Y.Koo kick) (1-38, 0:07)	21	24

FINAL INDIVIDUAL STATISTICS															
Los Angeles Chargers								Denver Broncos							
RUSHING	ATT	YDS	AVG	LG	TD			RUSHING	ATT	YDS	AVG	LG	TD		
M. Gordon	18	54	3.0	21	0			C. Anderson	20	81	4.1	18	0		
B. Oliver	4	10	2.5	6	0			J. Charles	10	40	4.0	12	0		
								T. Siemian	6	19	3.2	8	1		
TOTAL	22	64	2.9	21	0			TOTAL	36	140	3.9	18	1		

PASSING									PASSING								
ATT	CMP	YDS	TD	LG	IN	Rtg.	ATT	CMP	YDS	TD	LG	IN	Rtg.				
33	22	192	1/7	3	38	1	99.6	28	17	219	4/38	2	44	1	94.2		
TOTAL	33	22	192	1/7	3	38	1	99.6	TOTAL	28	17	219	4/38	2	44	1	94.2
PASS RECEIVING			NO	YDS	AVG	LG	TD	PASS RECEIVING			NO	YDS	AVG	LG	TD		
Ty. Williams			5	54	10.8	14	0	D. Thomas			5	67	13.4	29	0		
K. Allen			5	35	7.0	9	1	A. Derby			3	34	11.3	13	0		
M. Gordon			5	25	5.0	11	1	E. Sanders			3	26	8.7	20	0		
T. Benjamin			3	43	14.3	38	1	B. Fowler			3	21	7.0	10	2		
A. Ekeler			2	18	9.0	11	0	V. Green			1	44	44.0	44	0		
A. Gates			2	17	8.5	11	0	J. Heuerman			1	20	20.0	20	0		
								C. Anderson			1	7	7.0	7	0		
TOTAL			22	192	8.7	38	3	TOTAL			17	219	12.9	44	2		

INTERCEPTIONS		NO	YDS	AVG	LG	TD	INTERCEPTIONS		NO	YDS	AVG	LG	TD				
A. Phillips		1	4	4.0	4	0	B. Roby		1	0	0.0	0	0				
TOTAL		1	4	4.0	0	0	TOTAL		1	0	0.0	0	0				
PUNTING		NO	YDS	AVG	NET	TB	IN20	LG	PUNTING		NO	YDS	AVG	NET	TB	IN20	LG
D. Kaser		5	230	46.0	36.4	0	2	62	R. Dixon		3	144	48.0	49.0	0	2	53
TOTAL		5	230	46.0	36.4	0	2	62	TOTAL		3	144	48.0	49.0	0	2	53
PUNT RETURNS		NO	YDS	AVG	FC	LG	TD	PUNT RETURNS		NO	YDS	AVG	FC	LG	TD		
T. Benjamin		1	-3	-3.0	2	-3	0	I. McKenzie		3	48	16.0	0	31	0		
RETURNS		1	-3	-3.0	2	-3	0	RETURNS		3	48	16.0	0	31	0		
KICKOFF RETURNS		NO	YDS	AVG	FC	LG	TD	KICKOFF RETURNS		NO	YDS	AVG	FC	LG	TD		
								C. Latimer		1	36	36.0	0	36	0		
RETURNS		0	0	0.0	0	—	0	RETURNS		1	36	36.0	0	36	0		

Los Angeles Chargers										Denver Broncos									
Own					Opp.					Own					Opp.				
FUMBLE	Fum	Lost	Rec.	Yds	TD	FF	Rec.	Yds	TD	Fum	Lost	Rec.	Yds	TD	FF	Rec.	Yds	TD	Bnds
K. Toomer	0	0	0	0	0	1	0	0	0	J. Charles	1	1	0	0	0	0	0	0	0
C. Hayward	0	0	0	0	0	0	1	11	0										
TOTAL	0	0	0	0	0	1	1	11	0	TOTAL	1	1	0	0	0	0	0	0	0

FINAL TEAM STATISTICS																	
	CHARGERS				BRONCOS					CHARGERS				BRONCOS			
TOTAL FIRST DOWNS	17				22				FGs - PATs Had Blocked	1-0				0-0			
By Rushing	3				7				Net Punting Average	36.4				49.0			
By Passing	14				14				TOTAL RETURN YARDAGE (Not including Kickoffs)	1				48			
By Penalty	2				1				No. and Yards Punt Returns	1-3				3-48			
THIRD DOWN EFFICIENCY	3-12-25%				8-15-53%				No. and Yards Kickoff Returns	0-0				1-36			
FOURTH DOWN EFFICIENCY	1-2-50%				0-0-0%				No. and Yards Interception Returns	1-4				1-0			
TOTAL NET YARDS	249				321				PENALTIES Number and Yards	4-40				3-62			
Total Offensive Plays (inc. times thrown passing)	56				68				FUMBLES Number and Lost	0-0				1-1			
Average gain per offensive play	4.4				4.7				TOUCHDOWNS	3				3			
NET YARDS RUSHING	64				140				Rushing	0				1			
Total Rushing Plays	22				36				Passing	3				2			
Average gain per rushing play	2.9				3.9				EXTRA POINTS Made-Attempts	3-3				3-3			
Tackles for a loss-number and yards	2-4				1-2				Kicking Made-Attempts	3-3				3-3			
NET YARDS PASSING	185				181				FIELD GOALS Made-Attempts	0-1				1-2			
Times thrown - yards lost attempting to pass	1-7				4-38				RED ZONE EFFICIENCY	2-2-100%				3-5-60%			
Gross yards passing	192				219				GOAL TO GO EFFICIENCY	1-1-100%				2-3-67%			
PASS ATTEMPTS-COMPLETIONS-HAD INTERCEPTED	32-22-1				28-17-1				SAFETIES	0				0			
Avg gain per pass play (inc.# thrown passing)	5.4				5.7				FINAL SCORE	21				24			
KICKOFFS Number-In End Zone-Touchbacks	4-3-3				5-5-5				TIME OF POSSESSION	25:47				34:13			
PUNTS Number and Average	5-46.0				3-48.0												
Had Blocked	0				0												

BRONCOS DEFENSIVE STATISTICS																	
(Press Box Totals)																	
PLAYER	UT	A	TT	S-YDS	I-YDS	PD	FF	FR	PLAYER	UT	A	TT	S-YDS	I-YDS	PD	FF	FR
B. Marshall	5	3	8	0-0	0-0	0	0	0	S. Harris	0	2	2	0-0	0-0	0	0	0
D. Stewart	5	1	6	0-0	0-0	0	0	0	S. Barrett	1	0	1	1-7	0-0	0	0	0
J. Simmons	3	3	6	0-0	0-0	0	0	0	C. Harris Jr.	1	0	1	0-0	0-0	1	0	0
A. Gotsis	5	0	5	0-0	0-0	0	0	0	C. Nelson	1	0	1	0-0	0-0	0	0	0
B. Roby	3	2	5	0-0	1-0	2	0	0	A. Talib	1	0	1	0-0	0-0	0	0	0
V. Miller	4	0	4	0-0	0-0	0	0	0	W. Parks	1	0	1	0-0	0-0	0	0	0
T. Davis	1	2	3	0-0	0-0	0	0	0	T. Jarrett	0	1	1	0-0	0-0	1	0	0
D. Peko Sr.	2	0	2	0-0	0-0	0	0	0	TEAM TOTALS	34	15	49	1-7	1-0	3	0	0
D. Wolfe	1	1	2	0-0	0-0	0	0	0									



Denver 42, Dallas 17

Sunday, Sept. 17, 2017 • 2:25 p.m. MDT • Sports Authority Field at Mile High • Denver

WEATHER: Partly Cloudy, 72°, Wind SW 5 mph • TIME: 4:15 • ATTENDANCE: 76,919

The Denver Broncos improved to 2-0 and extended their win streak over the Dallas Cowboys to six games after earning a 42-17 victory in front of 76,919 fans at Sports Authority Field at Mile High. The Broncos' offense accounted for 35 points through a balanced attack. Defensively, Denver contained the Cowboys' rushers to 40 yards, including just eight yards on nine carries by the NFL's reigning rushing leader Ezekiel Elliott.

Broncos quarterback Trevor Siemian completed 22-of-32 passes (68.8%) for 231 yards and tied a career high with four touchdown passes. Running back C.J. Anderson recorded his sixth career 100-yard rushing performance, totaling 118 yards on 25 carries (4.7 avg.) with one touchdown while adding a receiving score.

Denver forced a Dallas three-and-out on the first possession of the game and the Broncos' offense responded by driving 78 yards on eight plays, capped by a 10-yard touchdown pass from Siemian to wide receiver Emmanuel Sanders.

Shortly after kicker Brandon McManus missed a 49-yard field goal for Denver, the game was suspended for just over an hour due to inclement weather.

Following the delay, the Cowboys strip-sacked Siemian on third down deep in Denver territory and took over on the Broncos' 3-yard line.

Dallas quarterback Dak Prescott found wide receiver Dez Bryant in the end zone to tie the game up at 7-7.

On the ensuing drive, McManus connected on a 50-yard attempt but a Cowboys penalty gave the Broncos first down on Dallas' 17-yard line. Siemian found Anderson for a 16-yard touchdown pass to put Denver up 14-7.

After a turnover on downs by Dallas, Siemian threw his second touchdown pass to Sanders—from six yards out—to give Denver a 21-7 lead.

Dallas kicker Dan Bailey booted a 56-yard field goal for Dallas to make the score 21-10 at the half.

Denver took charge of the game with a pair of touchdowns in the third quarter to go up 35-10.

The first drive took 15 plays and nearly a half quarter before a 2-yard touchdown pass from Siemian to tight end Virgil Green. The second took just two plays—capped by a 23-yard scoring run from Anderson—following an interception by cornerback Chris Harris Jr.

The Cowboys cut the lead to 35-17 on a 28-yard touchdown pass from Prescott to tight end Jason Witten early in the fourth quarter, but linebacker Von Miller (2 sacks) and the Denver defense didn't allow Dallas to get any closer.

The Broncos put an exclamation on the win with a 103-yard interception return by cornerback Aqib Talib with less than one minute remaining to give the home team the 42-17 win.

OFFICIALS:

Referee — Brad Allen (122); **Umpire** — Fred Bryan (11); **Head Linesman** — Jim Mello (48); **Line Judge** — Brian Bolinger (40); **Side Judge** — Jabir Walker (26); **Field Judge** — Tom Hill (97); **Back Judge** — Shawn Hochuli (83); **Replay** — Jim Lapetina

DENVER BRONCOS

OFFENSE

WR 88 D. Thomas
LT 72 G. Bolles
LG 76 M. Garcia
C 61 M. Paradis
RG 65 R. Leary
RT 75 M. Watson
TE 85 V. Green
WR 10 E. Sanders
RB 22 C. Anderson
QB 13 T. Siemian
WR 16 B. Fowler

DEFENSE

DE 95 D. Wolfe
NT 94 D. Peko Sr.
DE 99 A. Gotsis
SLB 48 S. Barrett
VLB 58 V. Miller
ILB 54 B. Marshall
ILB 51 T. Davis
LCB 21 A. Talib
RCB 25 C. Harris Jr.
CB 29 B. Roby
SS 31 J. Simmons

BRONCOS SUBSTITUTIONS: K 8 B. McManus, P 9 R. Dixon, WR 14 C. Latimer, S 20 J. Carter, S 26 D. Stewart, RB 28 J. Charles, FB 32 A. Janovich, RB 33 D. Henderson, S 34 W. Parks, CB 37 L. Doss, LS 42 C. Kreiter, ILB 50 Z. Anderson, ILB 52 C. Nelson, DE 57 D. Walker, G/C 60 C. McGovern, T 71 D. Stephenson, G 73 A. Barbare, TE 82 J. Heuermann, TE 83 A. Derby, WR 84 I. McKenzie, DT 90 K. Peko, OLB 91 K. Edeballi, DE 96 S. Harris. **DID NOT PLAY:** QB 17 B. Osweiler. **INACTIVE:** QB 12 P. Lynch, RB 23 D. Booker, CB 27 B. Langley, G 77 B. Turner, NT 78 A. Rubin, WR 87 J. Taylor, DE 92 Z. Kerr.

DALLAS COWBOYS

OFFENSE

WR 88 D. Bryant
LT 77 T. Smith
LG 79 C. Green
C 72 T. Frederick
RG 70 Z. Martin
RT 71 L. Collins
TE 82 J. Witten
WR 11 C. Beasley
WR 83 T. Williams
QB 4 D. Prescott
RB 21 E. Elliot

DEFENSE

DT 96 M. Collins
DT 55 S. Paea
DE 90 D. Lawrence
DE 93 B. Mayowa
MLB 54 J. Smith
VLB 50 S. Lee
CB 24 N. Carroll
CB 30 A. Brown
CB 33 C. Awuzie
SS 38 J. Heath
FS 31 B. Jones

COWBOYS SUBSTITUTIONS: K 5 D. Bailey, P 6 C. Jones, WR 10 R. Switzer, WR 19 B. Butler, S 25 X. Woods, CB 27 J. Lewis, S 35 K. Frazier, FB 41 K. Smith, RB 45 R. Smith, LB 51 K. Wilber, OLB 52 J. Durant, LB 57 D. Wilson, C 73 J. Looney, T 75 B. Bell, TE 84 J. Hanna, WR 85 N. Brown, TE 87 G. Swaim, LS 91 L. Ladouceur, DT 92 B. Price, DE 97 T. Charlton, DL 98 T. Crawford, DE 99 C. Tapper. **DID NOT PLAY:** QB 17 K. Moore, RB 46 A. Morris. **INACTIVE:** QB 7 C. Rush, RB 20 D. McFadden, CB 23 B. Benwikere, CB 32 O. Scandrick, LB 56 J. Elliott, LB 59 A. Hitchens, G 64 J. Cooper.

		1	2	3	4	OT	TOTAL	FIELD GOALS (made () & missed)	
VISITOR	Dallas Cowboys	0	10	0	7	0	17	D. Bailey (56)	
HOME	Denver Broncos	7	14	14	7	0	42	B. McManus 49WR	

Team	Qtr	Clock Time	PLAY DESCRIPTION (Extra Point) (Drive Info)	SCORE Visitor	Home
BRONCOS	1	9:25	E. Sanders 10 yd. pass from T. Siemian (B. McManus kick) (8-78, 3:45)	0	7
COWBOYS	2	12:39	D. Bryant 3 yd. pass from D. Prescott (D. Bailey kick) (2-3, 0:46)	7	7
BRONCOS	2	5:54	C. Anderson 16 yd. pass from T. Siemian (B. McManus kick) (14-81, 6:45)	7	14
BRONCOS	2	1:38	E. Sanders 6 yd. pass from T. Siemian (B. McManus kick) (8-51, 2:42)	7	21
COWBOYS	2	0:02	D. Bailey 56 yd. Field Goal (8-37, 1:36)	10	21
BRONCOS	3	7:56	V. Green 2 yd. pass from T. Siemian (B. McManus kick) (15-75, 7:04)	10	28
BRONCOS	3	6:14	C. Anderson 23 yd. run (B. McManus kick) (2-23, 0:14)	10	35
COWBOYS	4	14:24	J. Witten 28 yd. pass from D. Prescott (D. Bailey kick) (6-39, 2:35)	17	35
BRONCOS	4	0:53	A. Talib 103 yd. interception return (B. McManus kick)	17	42

FINAL INDIVIDUAL STATISTICS																								
Dallas Cowboys										Denver Broncos														
RUSHING	ATT	YDS	AVG	LG	TD					RUSHING	ATT	YDS	AVG	LG	TD									
D. Prescott	3	24	8.0	11	0					C. Anderson	25	118	4.7	28	1									
E. Elliot	9	8	0.9	5	0					J. Charles	9	46	5.1	14	0									
R. Smith	2	8	4.0	8	0					T. Siemian	5	14	2.8	6	0									
TOTAL	14	40	2.9	11	0					TOTAL	39	178	4.6	28	1									
PASSING	ATT	CMP	YDS	TKD/ YD	TD	LG	IN	Rtg.					PASSING	ATT	CMP	YDS	TKD/ YD	TD	LG	IN	Rtg.			
D. Prescott	50	30	238	2/10	2	28	2	68.6					T. Siemian	32	22	231	2/29	4	27	1	116.0			
TOTAL	50	30	238	2/10	2	28	2	68.6					TOTAL	32	22	231	2/29	4	27	1	116.0			
PASS RECEIVING			NO	YDS	AVG	LG	TD					PASS RECEIVING			NO	YDS	AVG	LG	TD					
J. Witten			10	97	9.7	28	1					D. Thomas			6	71	11.8	27	0					
D. Bryant			7	59	8.4	15	1					E. Sanders			6	62	10.3	25	2					
C. Beasley			4	33	8.3	10	0					C. Anderson			3	36	12.0	16	1					
T. Williams			4	17	4.3	6	0					C. Latimer			2	22	11.0	13	0					
E. Elliot			4	14	3.5	9	0					V. Green			2	11	5.5	9	1					
B. Butler			1	18	18.0	18	0					J. Heuerman			1	15	15.0	15	0					
													B. Fowler			1	8	8.0	8	0				
													J. Charles			1	6	6.0	6	0				
TOTAL			30	238	7.9	28	2					TOTAL			22	231	10.5	27	4					
INTERCEPTIONS			NO	YDS	AVG	LG	TD					INTERCEPTIONS			NO	YDS	AVG	LG	TD					
J. Lewis			1	25	25.0	25	0					A. Talib			1	103	103.0	103	1					
													C. Harris			1	23	23.0	23	0				
TOTAL			1	25	25.0	25	0					TOTAL			2	126	63.0	103	1					
PUNTING	NO	YDS	AVG	NET	TB	IN20	LG					PUNTING	NO	YDS	AVG	NET	TB	IN20	LG					
C. Jones	5	249	49.8	41.8	1	2	62					R. Dixon	3	129	43.0	36.7	0	1	48					
TOTAL	5	249	49.8	41.8	1	2	62					TOTAL	3	129	43.0	36.7	0	1	48					
PUNT RETURNS	NO	YDS	AVG	FC	LG	TD					PUNT RETURNS	NO	YDS	AVG	FC	LG	TD							
R. Switzer	1	19	19.0	0	19	0					I. McKenzie	2	20	10.0	0	20	0							
RETURNS	1	19	19.0	0	19	0					RETURNS	2	20	10.0	0	20	0							
KICKOFF RETURNS	NO	YDS	AVG	FC	LG	TD					KICKOFF RETURNS	NO	YDS	AVG	FC	LG	TD							
													C. Latimer	1	25	25.0	0	25	0					
RETURNS	0	0	0.0	0	—	0					RETURNS	1	25	25.0	0	25	0							
Dallas Cowboys	Fumbles	Fum	Lost	Own Rec.	Yds	TD	FF	Rec.	Yds	TD	Bnds	Out	Denver Broncos	Fumbles	Fum	Lost	Own Rec.	Yds	TD	FF	Rec.	Yds	TD	Bnds
J. Heath	0	0	0	0	0	0	1	0	0	0	0	0	C. Latimer	1	0	1	0	0	0	0	0	0	0	0
D. Lawrence	0	0	0	0	0	0	1	0	0	0	0	0	T. Siemian	1	1	0	0	0	0	0	0	0	0	0
M. Collins	0	0	0	0	0	0	0	1	6	0	0	0												
TOTAL	0	0	0	0	0	0	2	1	6	0	0	0	TOTAL	2	1	1	0	0	0	0	0	0	0	0
FINAL TEAM STATISTICS																								
COWBOYS												BRONCOS												
TOTAL FIRST DOWNS												1626												
By Rushing												1111												
By Passing												1212												
By Penalty												33												
THIRD DOWN EFFICIENCY												3-14-21%9-15-60%												
FOURTH DOWN EFFICIENCY												2-5-40%0-0-0%												
TOTAL NET YARDS												268380												
Total Offensive Plays (inc. times thrown passing)												6673												
Average gain per offensive play												4.15.2												
NET YARDS RUSHING												40178												
Total Rushing Plays												1439												
Average gain per rushing play												2.94.6												
Tackles for a loss-number and yards												1-53-6												
NET YARDS PASSING												228202												
Times thrown - yards lost attempting to pass												2-102-29												
Gross yards passing												238231												
PASS ATTEMPTS-COMPLETIONS-HAD INTERCEPTED												50-30-232-22-1												
Avg gain per pass play (inc.# thrown passing)												4.45.9												
KICKOFFS Number-In End Zone-Touchbacks												4-4-37-7-7												
PUNTS Number and Average												5-49.83-43.0												
Had Blocked												00												
FGs - PATs Had Blocked												0-00-0												
Net Punting Average												41.836.7												
TOTAL RETURN YARDAGE (Not Including Kickoffs)												44146												
No. and Yards Punt Returns												1-192-20												
No. and Yards Kickoff Returns												0-01-25												
No. and Yards Interception Returns												1-252-126												
PENALTIES Number and Yards												8-698-61												
FUMBLES Number and Lost												0-02-1												
TOUCHDOWNS												26												
Rushing												01												
Passing												24												
Interceptions												01												
EXTRA POINTS Made-Attempts												2-26-6												
Kicking Made-Attempts												2-26-6												
FIELD GOALS Made-Attempts												1-10-1												
RED ZONE EFFICIENCY												3-3-33%4-4-100%												
GOAL TO GO EFFICIENCY												1-2-50%3-3-100%												
SAFETIES												07												
FINAL SCORE												1742												
TIME OF POSSESSION												26:1033:50												
BRONCOS DEFENSIVE STATISTICS																								
(Press Box Totals)																								
PLAYER	UT	A	TT	S-YDS	I-YDS	PD	FF	FR	FR	PLAYER	UT	A	TT	S-YDS	I-YDS	PD	FF	FR	FR					
B. Marshall	6	1	7	0-0	0-0	0	0	0	0	B. Roby	2	0	2	0-0	0-0	1	0	0	0					
S. Barrett	4	3	7	0-0	0-0	0	0	0	0	D. Wolfe	1	1	2	0-0	0-0	0	0	0	0					
C. Harris Jr.	6	0	6	0-0	1-23	2	0	0	0	A. Talib	1	0	1	0-0	1-103	3	0	0	0					
J. Simmons	4	2	6	0-0	0-0	0	0	0	0	D. Peko Sr.	0	1	1	0-0	0-0	0	0	0	0					
W. Parks	4	0	4	0-0	0-0	0	0	0	0	C. Nelson	1	0	1	0-0	0-0	0	0	0	0					
A. Gotsis	2	2	4	0-0	0-0	0	0	0	0	S. Harris	0	1	1	0-0	0-0	0	0	0	0					
D. Stewart	3	0	3	0-0	0-0	0	0	0	0	K. Edeballi	0	1	1	0-0	0-0	0	0	0	0					
V. Miller	2	0	2	2-10	0-0	1	0	0	0	TEAM TOTALS	37	11	48	2-10	2-126	7	0	0	0					



Buffalo 26, Denver 16

Sunday, Sept. 24, 2017 • 1 p.m. EDT • New Era Field • Orchard Park, N.Y.

WEATHER: Sunny, 83°, Wind W 5 mph • TIME: 3:03 • ATTENDANCE: 68,865

The Denver Broncos suffered their first loss of the season, falling 26-16 to the Buffalo Bills in their initial road test of the year. A pair of turnovers combined with their inefficiency in the red zone (1-of-3) prevented the Broncos from starting 3-0 for the third consecutive season.

Buffalo, which outscored Denver 13-3 in the second half, was paced by kicker Steven Hauschka's four field goals, including two conversions from 50-plus yards.

The Broncos' defense contained the Bills' rushers to just 75 yards and posted four sacks, but quarterback Tyrod Taylor had an efficient outing, completing 20-of-26 passes (77.0%) for 213 yards with two touchdowns.

The Broncos got on the scoreboard first on their third drive of the afternoon, taking a 3-0 lead following a 38-yard field goal from kicker Brandon McManus.

Buffalo got a break on its next drive as Taylor's third-down pass into the end zone deflected off wide receiver Zay Jones and landed in the arms of wide receiver Andre Holmes, making the score 7-3.

Denver mounted its longest drive of the game on the next possession, covering 79 yards in just three plays. Running back Jamaal Charles finished the sequence with a 12-yard scoring run—his first touchdown with the Broncos—to give Denver a 10-7 lead.

McManus' 35-yard field goal with 42 seconds remaining in the half put the Broncos back on top, but Hauschka nailed a 55-yarder for the Bills with one second remaining to knot the game up at 13-13 entering the half.

Denver took its fourth and final lead of the game after McManus converted a 28-yard field goal on the Broncos' first possession of the second half.

On Buffalo's ensuing drive, Taylor threw a 6-yard touchdown to tight end Charles Clay to reclaim the lead for the Bills, 20-16. The scoring drive took just four plays and 1:27 as Taylor completed all three of his passes.

A failed fake punt attempt by Denver late in the third quarter gave Buffalo good field position but the Broncos' defense responded by moving the Bills out of field goal range and forcing a punt.

Siemian threw the second of his two interceptions on Denver's next possession, ending a promising drive that was deep inside Bills' territory.

Buffalo capitalized off the takeaway by opening a 26-16 lead with Hauschka's 27-yard field goal. The drive—assisted by a 15-yard unsportsmanlike conduct penalty on linebacker Von Miller—took 7:30 and covered 16 plays.

Denver's comeback effort ended with a turnover on downs inside Bills territory with less than two minutes remaining.

OFFICIALS:

Referee — Carl Cheffers (51); **Umpire** — Clay Martin (19); **Head Linesman** — Thomas Symonette (100); **Line Judge** — Kent Payne (79); **Side Judge** — Brad Freeman (88); **Field Judge** — Mearl Robinson (31); **Back Judge** — Jim Quirk (5); **Replay** — Charles Stewart

DENVER BRONCOS

OFFENSE

WR 88 D. Thomas
LT 72 G. Bolles
LG 76 M. Garcia
C 61 M. Paradis
RG 65 R. Leary
RT 75 M. Watson
TE 85 V. Green
WR 10 E. Sanders
QB 13 T. Siemian
RB 22 C. Anderson
TE 83 A. Derby

DEFENSE

DE 95 D. Wolfe
NT 94 D. Peko Sr.
DE 99 A. Gotsis
SLB 48 S. Barrett
VLB 58 V. Miller
ILB 51 T. Davis
ILB 54 B. Marshall
LCB 21 A. Talib
RCB 25 C. Harris Jr.
FS 26 D. Stewart
SS 31 J. Simmons

BRONCOS SUBSTITUTIONS: K 8 B. McManus, P 9 R. Dixon, WR 14 C. Latimer, WR 16 B. Fowler, S 20 J. Carter, RB 28 J. Charles, CB 29 B. Roby, FB 32 A. Janovich, RB 33 D. Henderson, S 34 W. Parks, CB 37 L. Doss, LS 42 C. Kreiter, ILB 50 Z. Anderson, ILB 52 C. Nelson, DE 57 D. Walker, G/C 60 C. McGovern, G 73 A. Barbare, TE 82 J. Heurman, WR 84 I. McKenzie, OLB 91 K. Edebali, DE 92 Z. Kerr, DE 96 S. Harris. **DID NOT PLAY:** QB 17 B. Osweiler, T 71 D. Stephenson. **INACTIVE:** QB 12 P. Lynch, RB 23 D. Booker, CB 27 B. Langley, G 77 B. Turner, NT 78 A. Rubin, WR 87 J. Taylor, DT 90 K. Peko.

BUFFALO BILLS

OFFENSE

WR 87 J. Matthews
LT 73 D. Dawkins
LG 64 R. Incognito
C 70 E. Wood
RG 76 J. Miller
RT 79 J. Mills
TE 85 C. Clay
WR 11 Z. Jones
QB 5 T. Taylor
RB 25 L. McCoy
FB 42 P. DiMarco

DEFENSE

LDE 90 S. Lawson
LDT 95 K. Williams
RDT 91 C. Thornton
RDE 55 J. Hughes
SLB 57 L. Alexander
MLB 52 P. Brown
VLB 50 R. Humber
LCB 27 T. White
RCB 28 E. Gaines
SS 23 M. Hyde
FS 21 J. Poyer

BILLS SUBSTITUTIONS: K 4 S. Hauschka, P 6 C. Schmidt, WR 13 K. Clay, QB 14 J. Webb, WR 15 B. Tate, WR 18 A. Holmes, DB 20 S. Wright, DB 24 L. Johnson, RB 26 J. Jones, DB 29 R. Blanton, DB 33 C. Anderson, FB 35 M. Tolbert, LB 40 T. Vallejo, LB 44 D. Lacey, LB 54 E. Yarbrough, DE 56 R. Davis, LB 58 M. Milano, T 68 C. McDermott, LS 69 R. Ferguson, G 72 R. Gray, TE 82 L. Thomas, TE 84 N. O'Leary, DT 92 A. Washington. **DID NOT PLAY:** QB 2 C. N. P. Peterman. **INACTIVE:** RB 22 J. Banyard, G 62 V. Ducasse, T 77 G. Glenn, TE 88 K. Lee, DE 94 J. Worthy, DT 98 D. Coleman, DT 99 M. Dareus.

		1	2	3	4	OT	TOTAL
VISITOR	Denver Broncos	3	10	3	0	0	16
HOME	Buffalo Bills	0	13	7	6	0	26

FIELD GOALS (made () & missed)

B. McManus (38) (35) (28)
S. Hauschka (49) (55) (53) (27)

Team	Qtr	Clock Time	PLAY DESCRIPTION (Extra Point) (Drive Info)	SCORE Visitor	Home
BRONCOS	1	0:49	B. McManus 38 yd. Field Goal (12-53, 5:03)	3	0
BILLS	2	11:41	A. Holmes 2 yd. pass from T. Taylor (S. Hauschka kick) (10-74, 4:08)	3	7
BRONCOS	2	10:26	J. Charles 12 yd. run (B. McManus kick) (3-79, 1:15)	10	7
BILLS	2	2:51	S. Hauschka 49 yd. Field Goal (5-1, 1:55)	10	10
BRONCOS	2	0:42	B. McManus 35 yd. Field Goal (9-58, 2:09)	13	10
BILLS	2	0:01	S. Hauschka 55 yd. Field Goal (5-38, 0:41)	13	13
BRONCOS	3	7:47	B. McManus 28 yd. Field Goal (10-49, 4:58)	16	13
BILLS	3	6:20	C. Clay 6 yd. pass from T. Taylor (S. Hauschka kick) (4-69, 1:27)	16	20
BILLS	4	13:52	S. Hauschka 53 yd. Field Goal (4-3, 1:37)	16	23
BILLS	4	3:14	S. Hauschka 27 yd. Field Goal (16-53, 7:30)	16	26

FINAL INDIVIDUAL STATISTICS

Buffalo Bills										Denver Broncos										
RUSHING		ATT	YDS	AVG	LG	TD	RUSHING		ATT	YDS	AVG	LG	TD							
M. Tolbert		11	41	3.7	10	0	J. Charles		9	56	6.2	19	1							
L. McCoy		14	21	1.5	7	0	C. Anderson		8	36	4.5	32	0							
T. Taylor		8	13	1.6	7	0	T. Siemian		3	12	4.0	7	0							
							I. McKenzie		1	4	4.0	4	0							
							A. Janovich		1	2	2.0	2								
							D. Henderson		1	1	1.0	1	0							
TOTAL		33	75	2.3	10	0	TOTAL		23	111	4.8	32	1							
														TKD/						
PASSING	ATT	CMP	YDS	YD	TD	LG	IN	Rtg.	PASSING	ATT	CMP	YDS	YD	TD	LG	IN	Rtg.			
T. Taylor	26	20	213	4/16	0	31	2	126.0	T. Siemian	40	24	259	3/4	0	29	2	58.2			
TOTAL	26	20	213	4/16	0	31	2	126.0	TOTAL	40	24	259	3/4	0	29	2	58.2			
PASS RECEIVING			NO	YDS	AVG	LG	TD	PASS RECEIVING			NO	YDS	AVG	LG	TD					
L. McCoy			7	48	6.9	15	0	E. Sanders			7	75	10.7	29	0					
C. Clay			6	39	6.5	10	1	D. Thomas			6	98	16.3	29	0					
J. Matthews			3	61	20.3	28	0	B. Fowler			4	55	13.8	20	0					
A. Holmes			2	6	3.0	4	1	V. Green			3	18	6.0	14	0					
N. O'Leary			1	31	31.0	31	0	C. Anderson			2	7	3.5	5	0					
K. Clay			1	28	28.0	28	0	A. Derby			1	5	5.0	5	0					
								J. Charles			1	1	1.0	1	0					
TOTAL			20	213	10.7	31	2	TOTAL			24	259	10.8	29	0					
INTERCEPTIONS			NO	YDS	AVG	LG	TD	INTERCEPTIONS			NO	YDS	AVG	LG	TD					
T. White			1	14	14.0	14	0													
A. Gaines			1	1	1.0	1	0													
TOTAL			1	15	7.5	15	0	TOTAL			0	0	0.0	—	0					
PUNTING	NO	YDS	AVG	NET	TB	IN20	LG	PUNTING	NO	YDS	AVG	NET	TB	IN20	LG					
C. Schmidt	5	226	45.2	38.8	1	2	58	R. Dixon	3	125	41.7	28.3	1	0	45					
TOTAL	5	226	45.2	41.8	1	2	58	TOTAL	3	125	41.7	28.3	1	0	45					
PUNT RETURNS			NO	YDS	AVG	FC	LG	TD	PUNT RETURNS			NO	YDS	AVG	FC	LG	TD			
B. Tate			2	20	10.0	0	17	0	I. McKenzie			1	16	16.0	3	16	0			
RETURNS			2	20	10.0	0	17	0	RETURNS			1	16	16.0	3	16	0			
KICKOFF RETURNS			NO	YDS	AVG	FC	LG	TD	KICKOFF RETURNS			NO	YDS	AVG	FC	LG	TD			
B. Tate			2	41	20.5	0	23	0	C. Latimer			3	81	27.0	0	36	0			
M. Tolbert			0	0	0.0	1	0	0												
RETURNS			2	41	20.5	1	23	0	RETURNS			3	81	27.0	0	36	0			
Buffalo Bills										Denver Broncos										
FUMBLES		Fum	Lost	Rec.	Yds	TD	FF	Rec.	Yds	TD	Bnds	FUMBLES		Fum	Lost	Rec.	Yds	TD	Bnds	
E. Gaines		0	0	0	0	0	1	0	0	0	0	T. Siemian		1	0	0	0	0	0	1
TOTAL		0	0	0	0	0	1	0	0	0	0	TOTAL		1	0	0	0	0	0	1

FINAL TEAM STATISTICS

	BILLS	BRONCOS		BILLS	BRONCOS
TOTAL FIRST DOWNS	16	21	FGS - PATs Had Blocked	0-0	0-0
By Rushing	4	7	Net Punting Average	38.0	28.3
By Passing	11	10	TOTAL RETURN YARDAGE (Not Including Kickoffs)	35	16
By Penalty	1	4	No. and Yards Pun Return	2-20	1-16
THIRD DOWN EFFICIENCY	6-16-38%	6-14-43%	No. and Yards Kickoff Returns	2-41	3-81
FOURTH DOWN EFFICIENCY	0-0-0%	0-2-0%	No. and Yards Interception Returns	2-15	0-0
TOTAL NET YARDS	272	366	PENALTIES Number and Yards	8-69	10-79
Total Offensive Plays (inc. times thrown passing)	63	66	FUMBLES Number and Lost	0-0	0-0
Average gain per offensive play	4.3	5.5	TOUCHDOWNS	2	1
NET YARDS RUSHING	75	111	Rushing	1	0
Total Rushing Plays	33	23	Passing	2	4
Average gain per rushing play	2.3	4.8	Interceptions	0	2
Tackles for a loss-number and yards	3-10	1-3	EXTRA POINTS Made-Attempts	2-2	1-1
NET YARDS PASSING	197	255	Kicking Made-Attempts	2-2	1-1
Times thrown - yards lost attempting to pass	4-16	3-4	FIELD GOALS Made-Attempts	4-4	3-3
Gross yards passing	213	259	RED ZONE EFFICIENCY	2-3-67%	1-3-33%
PASS ATTEMPTS-COMPLETIONS-HAD INTERCEPTED	26-20-0	40-24-5	GOAL TO GO EFFICIENCY	2-3-67%	0-0-0%
Avg gain per pass play (inc.# thrown passing)	6.6	5.8	SAFETIES	0	0
KICKOFFS Number-in End Zone-Touchbacks	7-5-3	5-2-2	FIELD SCORE	26	16
PUNTS Number and Average	5-45-2	3-41-7	TIME OF POSSESSION	30:26	29:34
Had Blocked	0	0			

BRONCOS DEFENSIVE STATISTICS

(Press Box Totals)

PLAYER	UT	A	TT	S-YDS	I-YDS	PD	FF	FR	PLAYER	UT	A	TT	S-YDS	I-YDS	PD	FF	FR
T. Davis	9	1	10	1-2	0-0	0	0	0	D. Wolfe	2	1	3	0-0	0-0	0	0	0
B. Marshall	8	2	10	1-2	0-0	0	0	0	D. Peko Sr.	1	2	3	0-0	0-0	0	0	0
D. Stewart	6	1	7	0-0	0-0	0	0	0	S. Barrett	2	0	2	0-0	0-0	0	0	0
V. Miller	6	0	6	1-7	0-0	0	0	0	A. Talib	2	0	2	0-0	0-0	1	0	0
J. Simmons	4	1	5	0-0	0-0	0	0	0	S. Harris	1	1	2	1-5	0-0	0	0	0
B. Roby	3	1	4	0-0	0-0	1	0	0	W. Parks	1	0	1	0-0	0-0	0	0	0
C. Harris Jr.	3	0	3	0-0	0-0	0	0	0	T. Kerr	0	1	1	0-0	0-0	0	0	0
A. Gotsis	2	1	3	0-0	0-0	1	0	0	TEAM TOTALS	50	12	62	4-16	0-0	3	0	0



Denver 16, Oakland 10

Sunday, Oct. 1, 2017 • 2:25 p.m. MDT • Sports Authority Field at Mile High • Denver

WEATHER: Mostly Cloudy, 72°, Wind E 7 mph • TIME: 2:58 • ATTENDANCE: 76,909

The Denver Broncos improved to 3-1 on the season and 2-0 in the AFC West heading into their bye week after defeating the Oakland Raiders 16-10 at Sports Authority Field at Mile High.

Safety Justin Simmons sealed the victory for Denver by intercepting a pass deep in Broncos territory with 1:53 remaining.

The Broncos' defense held the Raiders to 24 rushing yards on 15 attempts, including just 12 yards on nine carries by five-time Pro Bowl running back Marshawn Lynch.

Denver's ground game was the highlight of its offense as running backs C.J. Anderson (20-95) and Jamaal Charles (5-33) helped the Broncos rack up 143 yards rushing on the afternoon.

The Broncos scored first for the fourth consecutive game as quarterback Trevor Siemian (16-of-26, 179 yds., 1 TD) launched a pass for tight end A.J. Derby, who made an acrobatic catch for a 22-yard touchdown.

Derby finished the game with four receptions for a career-high 75 yards (18.8 avg.) to lead all players on the day.

Denver's first-quarter scoring was capped off by a 28-yard field goal by Kicker Brandon McManus for a 10-0 lead.

The Raiders' offense finally broke through in the second quarter when quarterback Derek Carr led a 99-yard scoring drive topped off by a 64-yard touchdown pass to wide receiver Johnny Holton to close within 10-7 at halftime.

Denver responded in the third quarter with back-to-back field goals on its first two possessions with McManus connecting from 36 and 46 yards.

On the Raiders' ensuing drive, Carr was sacked by defensive end Shelby Harris and left the game with a back injury.

After the sack of Carr on third down, Oakland punter Marquette King attempted a fake punt rush but was stopped short of the first down, turning over the ball on the Raiders' 15-yard line.

Denver wasn't able to capitalize on the turnover on downs as McManus' 29-yard field goal attempt hit off the left upright.

After four consecutive second-half possessions netted negative yardage for Oakland, E.J. Manuel replaced the injured Carr at quarterback and quickly gave the visitors a spark on offense.

Manuel led the Raiders on a 73-yard field goal drive capped by a 38-yard kick by Grogio Tavecchio to pull within one score, 16-10.

After a three-and-out by Denver, Oakland got the ball back on its own 42-yard line with 2:30 remaining.

Manuel drove Oakland past midfield, but on second-and-15 from Denver's 41-yard line, his pass intended for wide receiver Amari Cooper was intercepted by Simmons at the Broncos' 8-yard line.

The Broncos held the Raiders to a combined 2-of-15 (13.3%) on third and fourth down while limiting the visitors to just 254 yards of total offense.

OFFICIALS:

Referee — John Parry (132); **Umpire** — Mark Pellis (131); **Head Linesman** — Michael Spanier (90); **Line Judge** — Jeff Seeman (45); **Side Judge** — Keith Washington (7); **Field Judge** — David Meslow (118); **Back Judge** — Perry Paganelli (46); **Replay** — James Oldham

DENVER BRONCOS

OFFENSE

WR 88 D. Thomas
LT 72 G. Bolles
LG 76 M. Garcia
C 61 M. Paradis
RG 65 R. Leary
RT 75 M. Watson
TE 85 V. Green
WR 10 E. Sanders
RB 22 C. Anderson
QB 13 T. Siemian
TE 82 J. Heuerman

DEFENSE

DE 95 D. Wolfe
NT 94 D. Peko Sr.
DE 99 A. Gotsis
SLB 48 S. Barrett
VLB 58 V. Miller
ILB 54 B. Marshall
ILB 51 T. Davis
LCB 21 A. Talib
RCB 25 C. Harris Jr.
SS 31 J. Simmons
FS 26 D. Stewart

BRONCOS SUBSTITUTIONS: K 8 B.McManus, P 9 R.Dixon, WR 16 B.Fowler, S 20 J.Carter, RB 23 D.Booker, CB 27 B.Langley, RB 28 J.Charles, CB 29 B.Roby, FB 32 A.Janovich, S 34W.Parks, LS 42 C.Kreiter, ILB 50 Z.Anderson, ILB 52 C.Nelson, DE 57D.Walker, G/C 60 C.McGovern, T 71 D.Stephenson, G 73 A.Barbre, NT 78 A.Rubin, TE 83 A.Derby, WR 84 I.McKenzie, WR 87 J.Taylor, OLB 91 K.Edebali, DE 96 S.Harris. **DID NOT PLAY:** QB 17 B.Osweiler. **INACTIVE:** QB 12 P.Lynch, WR 14 C.Latimer, RB 33 D.Henderson, CB 37 L.Doss, G 77 B.Turner, DT 90 K.Peko, DE 92 Z.Kerr.

OAKLAND RAIDERS

OFFENSE

WR 10 S. Roberts
LT 72 D. Penn
LG 70 K. Osemele
C 61 R. Hudson
RG 66 G. Jackson
RT 73 M. Newhouse
TE 87 J. Cook
TE 86 L. Smith
WR 89 A. Cooper
QB 4 D. Carr
RB 24 M. Lynch

DEFENSE

DE 97 M. Edwards
DT 94 E. Vanderdoes
NT 78 J. Ellis
DE 52 K. Mack
SLB 51 B. Irvin
VLB 55 M. Lee
ILB 57 C. James
LCB 29 D. Amerson
RCB 38 T. Carrie
FS 27 R. Nelson
SS 42 K. Joseph

RAIDERS SUBSTITUTIONS: K 2 G.Tavecchio, QB 3 E.Manuel, P 7 M.King, WR 16 J.Holton, CB 21 S.Smith, CB 23 D.McDonald, S 26 S.Luani, RB 30 J.Richard, CB 32 A.Hamilton, RB 33 D.Washington, S 41 E.Harris, LB-DE 47 J.Cowser, FB 49 J.Olawale, LB 50 N.Morrow, LB 56 X.Woodson-Luster, LB 58 T.Adams, LS 59 J.Condo, G/T 74 Y.Alexander, G/C 76 J.Feliciano, WR 84 C.Patterson, TE 88 C.Walford, DT 90 T.Hester, DE 95 J.Ward, DT 96 D.Autry. **INACTIVE:** WR 15 M.Crabtree, QB 18 C.Cook, CB 22 G.Conley, DB 39 K.McGill, T 69 J.Ware, T 71 D.Sharpe, DT 75 D.Latham.

		1	2	3	4	OT	TOTAL	FIELD GOALS (made () & missed)		
VISITOR	Oakland Raiders	0	7	0	3	0	10	G. Tavecchio (38)		
HOME	Denver Broncos	10	0	6	0	0	16	B. McManus (28) (36) (46) 29LU		
Team	Qtr	Clock Time	PLAY DESCRIPTION (Extra Point) (Drive Info)					SCORE		
BRONCOS	1	8:11	A.Derby 22 yd. pass from T.Siemian (B.McManus kick) (7-88, 3:17)					0	7	
BRONCOS	1	1:09	B.McManus 28 yd. Field Goal (8-79, 4:08)					0	10	
RAIDERS	2	3:36	J.Holton 64 yd. pass from D.Carr (G.Tavecchio kick) (5-99, 2:23)					7	10	
BRONCOS	3	9:40	B.McManus 36 yd. Field Goal (6-55, 3:08)					7	13	
BRONCOS	3	5:06	B.McManus 46 yd. Field Goal (5-3, 2:07)					7	16	
RAIDERS	4	5:23	G.Tavecchio 38 yd. Field Goal (9-73, 3:07)					10	16	

FINAL INDIVIDUAL STATISTICS																									
Oakland Raiders										Denver Broncos															
RUSHING	ATT	YDS	AVG	LG	TD					RUSHING	ATT	YDS	AVG	LG	TD										
M. Lynch	9	12	1.3	4	0					C. Anderson	20	95	4.8	40	0										
J. Richard	2	7	3.5	7	0					J. Charles	5	33	6.6	16	0										
D. Washington	1	4	4.0	4	0					D. Booker	3	14	4.7	5	0										
C. Patterson	1	2	2.0	2	0					T. Siemian	4	1	0.3	4	0										
J. Olawale	1	2	2.0	2	0																				
M. King	1	-3	-3.0	-3	0																				
TOTAL	15	24	1.6	7	0					TOTAL	32	143	4.5	40	0										
PASSING	ATT	CMP	YDS	TD	LG	IN	Rtg.					PASSING	ATT	CMP	YDS	TD	LG	IN	Rtg.						
D. Carr	18	10	143	2/12	1	64	0	100.0					T. Siemian	26	16	179	4/24	1	29	0	94.9				
E. Manuel	17	11	106	1/7	0	28	1	57.5																	
TOTAL	35	21	249	3/19	1	64	0	79.3					TOTAL	26	16	179	4/24	1	29	0	94.9				
PASS RECEIVING	NO	YDS	AVG	LG	TD					PASS RECEIVING	NO	YDS	AVG	LG	TD										
C. Patterson	6	33	5.5	11	0					A. Derby	4	75	18.8	29	1										
S. Roberts	4	49	12.3	22	0					E. Sanders	4	27	6.8	15	0										
J. Cook	3	46	15.3	28	0					C. Anderson	4	17	4.3	8	0										
L. Smith	2	15	7.5	11	0					B. Fowler	2	35	17.5	18	0										
J. Olawale	2	13	6.5	9	0					J. Charles	1	14	14.0	14	0										
A. Cooper	2	9	4.5	8	0					D. Thomas	1	11	11.0	11	0										
J. Holton	1	64	64.0	64	1																				
J. Richard	1	20	20.0	20	0																				
TOTAL	21	249	11.9	64	1					TOTAL	16	179	11.2	29	1										
INTERCEPTIONS	NO	YDS	AVG	LG	TD					INTERCEPTIONS	NO	YDS	AVG	LG	TD										
										J. Simmons	1	0	0.0	0	0										
TOTAL	0	0	0.0	—	0					TOTAL	1	0	0.0	0	0										
PUNTING	NO	YDS	AVG	NET	TB	IN20	LG			PUNTING	NO	YDS	AVG	NET	TB	IN20	LG								
M. King	6	306	51.0	44.7	0	2	58			R. Dixon	6	271	45.2	43.8	0	3	53								
TOTAL	6	306	51.0	44.7	0	2	58			TOTAL	6	271	45.2	43.8	0	3	53								
PUNT RETURNS	NO	YDS	AVG	FC	LG	TD					PUNT RETURNS	NO	YDS	AVG	FC	LG	TD								
J. Richard	2	8	4.0	1	5	0					I. McKenzie	5	38	7.6	0	29	0								
RETURNS	2	8	4.0	1	5	0					RETURNS	5	38	7.6	0	29	0								
KICKOFF RETURNS	NO	YDS	AVG	FC	LG	TD					KICKOFF RETURNS	NO	YDS	AVG	FC	LG	TD								
C. Patterson	2	70	35.0	0	49	0					I. McKenzie	1	12	12.0	0	12	0								
J. Feliciano	1	15	15.0	0	15	0																			
RETURNS	3	85	28.3	0	49	0					RETURNS	1	12	12.0	0	12	0								
Oakland Raiders	Own				Opp.				Out				Denver Broncos	Own				Opp.				Out			
FUMBLES	Fum	Lost	Rec.	Yds	TD	FF	Rec.	Yds	TD	Bnds					FUMBLES	Fum	Lost	Rec.	Yds	TD	FF	Rec.	Yds	TD	Bnds
I. McKenzie	2	0	1	0	0	0	0	0	0	0					I. McKenzie	2	0	1	0	0	0	0	0	0	1
TOTAL	0	0	0	0	0	0	0	0	0	0					TOTAL	2	0	1	0	0	0	0	0	0	1
FINAL TEAM STATISTICS																									
RAIDERS										BRONCOS															
TOTAL FIRST DOWNS										11	16	FGs - PATs Had Blocked										0-0	0-0		
By Rushing										53	5	Net Punting Average										44.7	43.8		
By Passing										10	10	TOTAL RETURN YARDAGE (Not Including Kickoffs)										8	38		
By Penalty										0	1	No. and Yards Punt Returns										2-8	5-38		
THIRD DOWN EFFICIENCY										2-12-17%	5-16-31%	No. and Yards Kickoff Returns										3-85	1-12		
FOURTH DOWN EFFICIENCY										0-3-0%	0-0-0%	No. and Yards Interception Returns										0-0	1-1		
TOTAL NET YARDS										254	298	PENALTIES Number and Yards										7-75	6-40		
Total Offensive Plays (inc. times thrown passing)										53	62	FUMBLES Number and Lost										0-0	2-0		
Average gain per offensive play										4.8	4.8	TOUCHDOWNS										1	1		
NET YARDS RUSHING										24	143	Rushing										0	0		
Total Rushing Plays										15	32	Passing										1	1		
Average gain per rushing play										1.6	4.5	EXTRA POINTS Made-Attempts										1-1	1-1		
Tackles for a loss-number and yards										2-6	4-5	Kicking Made-Attempts										1-1	1-1		
NET YARDS PASSING										230	155	FIELD GOALS Made-Attempts										1-1	3-4		
Times thrown - yards lost attempting to pass										3-19	4-24	RED ZONE EFFICIENCY										0-0-0	0-4-0%		
Gross yards passing										249	179	GOAL-TO-GO EFFICIENCY										0-0-0%	0-2-0%		
PASS ATTEMPTS-COMPLETIONS-HAD INTERCEPTED										35-21-1	26-16-0	SAFETIES										0	0		
Avg gain per pass play (inc.# thrown passing)										6.1	5.2	FINAL SCORE										10	16		
KICKOFFS Number-In End Zone-Touchbacks										3-2-2	5-4-2	TIME OF POSSESSION										27:03	32:57		
PUNTS Number and Average										6-51.0	6-45.2														
Had Blocked										0	0														
BRONCOS DEFENSIVE STATISTICS																									
(Press Box Totals)																									
PLAYER	UT	A	TT	S-YDS	I-YDS	PD	FF	FR	PLAYER	UT	A	TT	S-YDS	I-YDS	PD	FF	FR								
D. Stewart	5	2	7	0-0	0-0	0	0	0	S. Barrett	2	0	2	0-0	0-0	0	0	0								
B. Marshall	3	3	6	0-0	0-0	0	0	0	D. Peko Sr.	1	1	2	0-0	0-0	0	0	0								
W. Parks	5	0	5	0-0	0-0	1	0	0	T. Davis	1	1	2	0-0	0-0	0	0	0								
C. Harris Jr.	4	2	6	0-0	0-0	0	0	0	S. Harris	1	0	1	1-4	0-0	0	0	0								
A. Talib	3	1	4	0-0	0-0	0	0	0	J. Simmons	1	0	1	0-0	1-0	2	0	0								
D. Wolfe	2	1	3	1-8	0-0	0	0	0	A. Gotsis	1	0	1	0-0	0-0	0	0	0								
V. Miller	2	0	2	1-7	0-0	0	0	0	J. Taylor	1	0	1	0-0	0-0	0	0	0								
B. Roby	2	0	2	0-0	0-0	1	0	0	TEAM TOTALS	34	11	45	3-19	1-8	5	0	0								



N.Y. Giants 23, Denver 10

Sunday, Oct. 15, 2017 • 6:30 p.m. MDT • Sports Authority Field at Mile High • Denver

WEATHER: Clear, 61°, Wind NE 4 mph • TIME: 6:30 • ATTENDANCE: 76,721

The Denver Broncos fell to the New York Giants, 23-10, in their first home loss of the season at Sports Authority Field at Mile High in front of 76,721 fans.

Offensively, three turnovers and ineffective red zone execution (1-for-4) prevented the Broncos from coming back. New York's defense was able to shut down Denver's third-ranked run game, forcing quarterback Trevor Siemian to attempt 50 passes (29-of-50) for 376 yards with one touchdown and two interceptions—one returned by the Giants for a score.

After a three-and-out by Denver to start the game, New York was able to finish off a 13-play drive with kicker Aldrick Rosas booting a 25-yard field goal. The score represented the first points surrendered by the Broncos in the first quarter all season.

On the Broncos' final drive of the first quarter, Siemian led the offense to the Giants' 16-yard line but kicker Brandon McManus' potential equalizer from 35 yards out missed wide right.

New York capitalized off the Denver miscue and drove 75 yards on seven plays, capping the possession with a 5-yard touchdown pass from quarterback Eli Manning to rookie tight end Evan Engram.

During the drive, Manning converted a crucial 3rd-and-10 in Giants territory. On the next play, running back Orleans Darkwa broke loose for a 47-yard run—the longest rush allowed by Denver on the year—to set up New York for the score and a 10-0 lead.

Darkwa finished with 21 carries for 117 yards to mark the first 100-yard rushing performance against the Broncos in nearly a year.

On the ensuing drive, Siemian's pass intended for wide receiver Demaryius Thomas at the Giants' 14-yard line was intercepted by Giants safety Landon Collins to end the Denver scoring threat.

Denver forced a punt on the Giant's next series and was finally able to get on the scoreboard with a 28-yard field goal by McManus to close within 10-3.

With a minute remaining in the first half, Siemian's third down pass intended for wide receiver Bennie Fowler was intercepted by Giants cornerback Janoris Jenkins and returned 43 yards for a touchdown.

The Giants tacked on another field goal early in the third quarter to go up 20-3 on the home team.

Attempting to pull within two scores, Denver drove into Giants territory and attempted a 53-yard field goal that was blocked by New York defensive end Kerry Winn.

Denver's best chance to come back came mid-way through the fourth quarter, but a failed conversion on 4th-and-goal from the 1-yard line allowed the Giants to protect their 20-3 lead.

The Broncos finally found the end zone on a 13-yard pass from Siemian to tight end Jeff Heuerman to pull within 20-10 with four minutes remaining but the Giants put the game away with a field goal with less than 30 seconds remaining.

OFFICIALS:

Referee — Bill Vinovich (52); **Umpire** — Bruce Stritesky (102); **Head Linesman** — Phil McKinley (110); **Line Judge** — Mark Perlman (9); **Side Judge** — Gary Cavaletto (60); **Field Judge** — Rick Patterson (15); **Back Judge** — Greg Meyer (78); **Replay** — Louis Nazzaro

DENVER BRONCOS

OFFENSE

WR 88 D. Thomas
WR 16 B. Fowler
LT 72 G. Bolles
LG 76 M. Garcia
C 61 M. Paradis
RG 65 R. Leary
TE 75 M. Watson
TE 85 V. Green
WR 10 E. Sanders
RB 22 C. Anderson
QB 13 T. Siemian

DEFENSE

DE 95 D. Wolfe
NT 94 D. Peko Sr.
DE 99 A. Gotsis
SLB 48 S. Barrett
WLB 58 V. Miller
ILB 54 B. Marshall
ILB 51 T. Davis
LCB 21 A. Talib
RCB 25 C. Harris Jr.
SS 31 J. Simmons
FS 26 D. Stewart

BRONCOS SUBSTITUTIONS: K 8 B.McManus, P 9 R.Dixon, QB 17 B.Oswieiler, S 20 J.Carter, RB 23 D.Booker, CB 27 B.Langley, RB 28 J.Charles, CB 29 B.Roby, FB 32 A.Janovich, S 34 W.Parks, LS 42 C.Kreiter, ILB 50 Z.Anderson, ILB 52 C.Nelson, DE 57 D.Walker, G/C 60 C.McGovern, G 73 A.Barbre, G 77 B.Turner, NT 78 A.Rubin, TE 82 J.Heuerman, TE 83 A.Derby, WR 84 I.McKenzie, WR 87 Taylor, OLB 91 K.Edebali, DE 96 S.Harris. **INACTIVE:** QB 12 P.Lynch, WR 14 C.Latimer, RB 33 D.Henderson, CB 37 L.Doss, T 71 D.Stephenson, DT 90 K.Peko, DE 92 Z.Kerr.

NEW YORK GIANTS

OFFENSE

WR 18 R. Lewis
LT 74 E. Flowers
LG 77 J. Jerry
C 69 B. Jones
RG 76 D. Fluker
RT 67 J. Pugh
TE 85 R. Ellison
TE 88 E. Ingram
QB 10 E. Manning
RB 26 O. Darkwa
WR 12 T. King

DEFENSE

LDE 90 J. Pierre-Haul
LDT 98 D. Harrison
RODT 94 D. Tomlinson
RDE 72 K. Wynn
MLB 93 B. Goodson
WLB 57 K. Robinson
CB 24 E. Apple
SS 21 L. Collins
FS 27 D. Thompson
CB 20 J. Jenkins
CB 37 R. Cockrell

GIANTS SUBSTITUTIONS: K 2 A.Rosas, P 9 B.Wing, WR 19 T.Rudolph, RB 22 W.Gallman, CB 23M.Hunter, S 29 N.Berhe, S 33 A.Adams, RB 34 S.Vereen, CB 38 D.Deayon, LB46 C.Munson, LB 51 Z.DeOssie, LB 58 C.Grant, LB 59 D.Kennard, T 63 C.Wheeler, TE 81 M.LaCasse, WR 84 E.Eagan, TE 89 J.Adams, DE 91 A.Moss, DE 95 N.Capi, DT 96 J.Bromley, DT 99 R.Thomas. **DID NOT PLAY:** QB 3 G.Smith, T 68 B.Hart, G 75 J.Halapio. **INACTIVE:** QB 5 D.Webb, RB 28 P.Perkins, ILB 52 J.Casillas, DE 54 O.Vernon, C 70 W.Richburg, DE 78 R.Okwarwa, WR 87 S.Shepard.

		1	2	3	4	OT	TOTAL	FIELD GOALS (made () & missed)	
VISITOR	New York Giants	3	14	3	3	0	23	A. Rosas	(25) (51) 49B (40)
HOME	Denver Broncos	0	3	0	7	0	10	B. McManus	35WR (28) 53B

Team	Qtr	Clock Time	PLAY DESCRIPTION (Extra Point) (Drive Info)	SCORE Visitor	Home
GIANTS	1	6:54	A.Rosas 25 yd. Field Goal (13-69, 7:02)	3	0
GIANTS	2	12:30	E.Ingram 5 yd. pass from E.Manning (A.Rosas kick) (7-75, 3:23)	10	0
BRONCOS	2	4:21	B.McManus 28 yd. Field Goal (9-70, 3:06)	10	3
GIANTS	2	0:48	J.Jenkins 43 yd. interception return (A.Rosas kick)	17	3
GIANTS	3	8:08	A.Rosas 51 yd. Field Goal (6-30, 2:45)	20	3
BRONCOS	4	4:00	J.Heuerman 13 yd. pass from T.Siemian (B.McManus kick) (7-58, 2:03)	20	10
GIANTS	4	0:27	A.Rosas 40 yd. Field Goal (7-19, 3:40)	23	10

FINAL INDIVIDUAL STATISTICS																					
New York Giants										Denver Broncos											
RUSHING	ATT	YDS	AVG	LG	TD					RUSHING	ATT	YDS	AVG	LG	TD						
O. Darkwa	21	117	5.6	47	0					J. Charles	5	19	3.8	6	0						
W. Gallman	9	27	3.0	8	0					C. Anderson	9	17	1.9	6	0						
S. Vereen	1	4	4.0	4	0					T. Siemian	1	9	9.0	9	0						
E. Manning	1	0	0.0	0	0					D. Booker	1	2	2.0	2	0						
										B. Osweiler	1	-1	-1.0	-1	0						
TOTAL	32	148	4.6	47	0					TOTAL	17	46	2.7	9	0						
PASSING	ATT	CMP	YDS	TD	LG	IN	Rtg.			PASSING	ATT	CMP	YDS	TD	LG	IN	Rtg.				
E. Manning	19	11	128	3/10	1	26	0	95.9		T. Siemian	50	29	376	4/28	1	40	2	71.8			
										B. Osweiler	4	2	18	0/0	0	9	0	62.5			
TOTAL	19	11	128	3/10	1	26	0	95.9		TOTAL	54	31	394	4/28	1	40	2	71.8			
PASS RECEIVING	NO	YDS	AVG	LG	TD					PASS RECEIVING	NO	YDS	AVG	LG	TD						
E. Engram	5	82	16.4	26	1					D. Thomas	10	133	13.3	40	0						
W. Gallman	2	5	2.5	7	0					E. Sanders	5	76	15.2	33	0						
R. Lewis	1	15	15.0	15	0					D. Booker	4	78	19.5	29	0						
O. Darkwa	1	13	13.0	13	0					J. Taylor	3	26	8.7	11	0						
T. King	1	7	7.0	7	0					B. Fowler	3	21	7.0	9	0						
J. Adams	1	6	6.0	6	0					J. Heuerman	2	24	12.0	13	1						
										V. Green	1	24	24.0	24	0						
										A. Derby	1	10	10.0	10	0						
										J. Charles	1	2	2.0	2	0						
										I. McKenzie	1	0	0.0	0	0						
TOTAL		11	128	11.6	26	1				TOTAL	31	394	12.7	40	1						
INTERCEPTIONS	NO	YDS	AVG	LG	TD					INTERCEPTIONS	NO	YDS	AVG	LG	TD						
J. Jenkins	1	43	43.0	43	1																
L. Collins	1	21	21.0	21	0																
TOTAL	2	64	32.0	43	1					TOTAL	0	0	0.0	—	0						
PUNTING	NO	YDS	AVG	NET	TB	IN20	LG			PUNTING	NO	YDS	AVG	NET	TB	IN20	LG				
B. Wing	6	299	49.8	46.0	0	2	62			R. Dixon	3	153	51.0	44.3	0	0	55				
TOTAL	6	299	49.8	46.0	0	2	62			TOTAL	3	153	51.0	44.3	0	0	55				
PUNT RETURNS	NO	YDS	AVG	FC	LG	TD				PUNT RETURNS	NO	YDS	AVG	FC	LG	TD					
E. Eagan	1	20	20.0	2	20	0				I. McKenzie	3	17	5.7	1	10	0					
										B. Langley	1	6	6.0	0	6	0					
RETURNS	1	20	20.0	2	20	0				RETURNS	4	23	5.8	1	10	0					
KICKOFF RETURNS	NO	YDS	AVG	FC	LG	TD				KICKOFF RETURNS	NO	YDS	AVG	FC	LG	TD					
										B. Langley	2	75	37.5	0	47	0					
RETURNS	0	0	0.0	0	—	0				RETURNS	2	75	37.5	0	47	0					
New York Giants										Denver Broncos											
FUMBLES	Fum	Lost	Own Rec.	Yds	TD	FF	Opp. Rec.	Yds	TD	Bnds	FUMBLES	Fum	Lost	Own Rec.	Yds	TD	FF	Opp. Rec.	Yds	TD	Bnds
E. Manning	1	0	1	-5	0	0	0	0	0	0	I. McKenzie	1	0	1	0	0	0	0	0	0	0
J. Jenkins	0	0	0	0	0	1	0	0	0	0	T. Siemian	1	0	1	0	0	0	0	0	0	0
J. Pierre-Paul	0	0	0	0	0	1	0	0	0	0	D. Thomas	1	1	0	0	0	0	0	0	0	0
E. Apple	0	0	0	0	0	0	1	0	0	0											
TOTAL	1	0	1	-5	0	2	1	0	0	0	TOTAL	3	1	2	0	0	0	0	0	0	0

FINAL TEAM STATISTICS																			
GIANTS					BRONCOS					GIANTS					BRONCOS				
TOTAL FIRST DOWNS					12 20					FGs - PATs Had Blocked					1-0 1-0				
By Rushing					4 4					Net Punting Average					46.0 44.3				
By Passing					8 14					TOTAL RETURN YARDAGE (Not Including Kickoffs)					84 23				
By Penalty					0 2					No. and Yards Punt Returns					1-20 4-23				
THIRD DOWN EFFICIENCY					4-14-29% 5-17-29%					No. and Yards Kickoff Returns					0-0 2-75				
FOURTH DOWN EFFICIENCY					0-0-0% 0-2-0%					No. and Yards Interception Returns					2-64 0-0				
TOTAL NET YARDS					266 412					PENALTIES Number and Yards					5-77 5-46				
Total Offensive Plays (inc. times thrown passing)					54 75					FUMBLES Number and Lost					1-0 3-1				
Average gain per offensive play					4.9 5.5					TOUCHDOWNS					2 1				
NET YARDS RUSHING					148 46					Rushing					0 0				
Total Rushing Plays					32 17					Passing					1 1				
Average gain per rushing play					4.6 2.7					Interceptions					1 0				
Tackles for a loss-number and yards					2-4 1-2					EXTRA POINTS Made-Attempts					2-2 1-1				
NET YARDS PASSING					118 366					Kicking Made-Attempts					2-2 1-1				
Times thrown - yards lost attempting to pass					3-10 4-28					FIELD GOALS Made-Attempts					3-4 1-3				
Gross yards passing					128 394					RED ZONE EFFICIENCY					1-2-50% 1-4-25%				
PASS ATTEMPTS-COMPLETIONS-HAD INTERCEPTED					19-11-0 54-31-2														
Avg gain per pass play (inc.# thrown passing)					5.4 6.3					GOAL TO GO EFFICIENCY					0-1-0% 0-2-0%				
KICKOFFS Number-In End Zone-Touchbacks					6-6-4 3-2-2			SAFETIES					0 0						
PUNTS Number and Average					6-49.8 3-51.0			FINAL SCORE					23 10						
Had Blocked					0 0			TIME OF POSSESSION					30:36 29:24						

BRONCOS DEFENSIVE STATISTICS																		
(Press Box Totals)																		
PLAYER	UT	A	TT	S-YDS	I-YDS	PD	FF	FR	FR	PLAYER	UT	A	TT	S-YDS	I-YDS	PD	FF	FR
J. Simmons	11	0	11	0-0	0-0	2	0	0	0	B. Roby	2	0	2	0-0	0-0	1	0	0
T. Davis	4	5	9	0-0	0-0	2	0	0	0	C. Nelson	0	2	2	0-0	0-0	0	0	0
D. Peko Sr.	3	4	7	0-0	0-0	0	0	0	0	C. Harris Jr.	0	2	2	0-0	0-0	0	0	0
D. Stewart	4	2	6	0-0	0-0	0	0	0	0	A. Gotsis	1	0	1	1-4	0-0	0	0	0
S. Barrett	3	1	4	1-2	0-0	0	0	0	0	V. Miller	1	0	1	1-4	1-0	0	0	0
B. Marshall	1	3	4	0-0	0-0	0	0	0	0	D. Walker	1	0	1	0-0	0-0	0	0	0
D. Wolfe	3	0	3	0-0	0-0	0	0	0	0	TEAM TOTALS	36	20	56	3-10	0-0	4	0	0
S. Harris	2	1	3	0-0	0-0	1	0	0	0									



L.A. Chargers 21, Denver 0

Sunday, Oct. 22, 2017 • 1:25 p.m. PDT • StubHub Center • Carson, Calif.

WEATHER: Sunny, 90°, Wind W 4 mph • TIME: 2:53 • ATTENDANCE: 25,388

The Denver Broncos were shut out by the Los Angeles Chargers, 21-0, at the StubHub Center to end their 394-game scoring streak. Playing in Los Angeles for the first time in 23 seasons, the Broncos' scoring streak—the second-longest such streak in NFL history—came to an end in front of 25,388 fans in the Chargers' temporary home stadium.

Denver's offense was powerless throughout the game due to three costly turnovers and a 3-for-14 (21.4%) performance on third downs.

The Chargers were sparked by wide receiver Travis Benjamin, who gave Los Angeles a 7-0 lead with a 65-yard punt return score in the first quarter and sealed the win with a 42-yard touchdown reception in the fourth quarter.

Denver's defense held the Chargers to 242 yards of offense and 3-of-12 (25.0%) on third downs but was unable to produce a takeaway for the second consecutive game.

After receiving the opening kickoff, Denver's first third-down attempt produced a 23-yard pass from quarterback Trevor Siemian to tight end A.J. Derby. The play ended with Derby fumbling and the Chargers recovering inside Broncos territory.

After driving to the Denver 1-yard line, the Chargers were turned away on four consecutive runs to give the ball back to the Broncos.

Denver made one first down before a Riley Dixon punt was caught by Benjamin and returned 65 yards for a touchdown and a 7-0 Chargers lead.

The Chargers boosted their lead midway through the second quarter after a 10-play drive led by quarterback Philip Rivers ended with a 1-yard scoring pass to rookie running back Austin Ekeler.

Denver drove into Los Angeles territory on its next possession, but a sack-fumble by defensive end Chris McCain gave the Chargers the ball back and ended the Broncos' scoring threat.

The Broncos had an opportunity to get back in the game in the third quarter but an 81-yard pass from Siemian to wide receiver Demaryius Thomas was called back due to offensive pass interference.

At the start of the fourth quarter, Siemian led the offense to the Chargers' 31-yard line with another chance to pull within one score, but an interception by cornerback Casey Hayward on 4th-and-6 turned the Broncos away again.

Los Angeles capitalized on the turnover and sealed the game with a 10-play drive capped by a 42-yard touchdown from Rivers to Benjamin.

In the loss, Broncos linebacker Von Miller recorded a pair of sacks to give him 80.5 for his career. He passed Ring of Fame linebacker Karl Mecklenburg for second on the franchise's all-time list and became the second-fastest NFL player ever to reach 80 sacks.

OFFICIALS:

Referee — John Hussey (35); **Umpire** — Tony Michalek (115); **Head Linesman** — Ed Walker (123); **Line Judge** — Ron Marinucci (107); **Side Judge** — Jimmy Buchanan (86); **Field Judge** — Allen Baynes (56); **Back Judge** — Keith Ferguson (61); **Replay** — Mike Wimmer

DENVER BRONCOS

OFFENSE

WR 88 D. Thomas
TE 82 J. Heuerman
LT 72 MG. Bolles
LG 76 M. Garcia
C 61 M. Paradis
RG 65 R. Leary
RT 73 A. Barbre
TE 85 V. Green
WR 87 J. Taylor
RB 22 C. Anderson
QB 13 T. Siemian

DEFENSE

DE 95 D. Wolfe
NT 94 D. Peko Sr.
DE 99 A. Gotsis
SLB 48 S. Barrett
WLB 58 V. Miller
ILB 51 T. Davis
ILB 54 B. Marshall
LCB 21 A. Talib
RCB 25 C. Harris Jr.
SS 31 J. Simmons
FS 26 D. Stewart

BRONCOS SUBSTITUTIONS: K 8 B.McManus, P 9 R.Dixon, WR 15 H.Sharp, WR 16 B.Fowler, S 20 J.Carter, RB 23 D.Booker, CB 27 B.Langley, RB 28 J.Charles, CB 29 B.Roby, FB 32A.Janovich, S 34 W.Parks, CB 37 L.Doss, MLB 41 J.Garcia-Williams, LS 42 C.Kreiter, ILB 50 Z.Anderson, DE 57 D.Walker, TE 83 A.Derby, OLB 91 K.Edebali, DE 92 Z.Kerr, DE 96 S.Harris, **DID NOT PLAY:** QB 17 B.Osweller, C 55 D.Day, G/C 60 C.McGovern, T 68 E.Wilkinson. **INACTIVE:** WR 10 E.Sanders, QB 12 P.Lynch, WR 14 C.Latimer, RB 33 D.Henderson, T 71 D.Stephenson, T 75 M.Watson, WR 84 I.McKenzie.

LOS ANGELES CHARGERS

OFFENSE

WR 13 K. Allen
TE 84 S. McGrath
LT 76 R. Okung
LG 68 M. Slauson
C 73 S. Pulley
RG 79 K. Wiggins
RT 78 M. Schofield
TE 86 H. Henry
WR 16 Ty. Williams
QB 17 P. Rivers
RB 28 M. Gordon

DEFENSE

DE 99 J. Bosa
NT 92 B. Mebane
DT 93 D. Philon
LEO 54 M. Ingram
OTTO 51 K. Emanuel
MIKE 56 K. Toomer
WILL 50 H. Pullard
LCB 26 C. Hayward
SS 37 J. Addae
FS 33 T. Boston
RCB 24 Tr. Williams

CHARGERS SUBSTITUTIONS: P 8 D.Kaser, K 9 N.Novak, WR-KR 12 T.Benjamin, CB 20 D.King, S 25 R.Jenkins, RB 30 A.Ekeler, S 31 A.Phillips, FB 34 W.Watt, DE 40 C.McCain, CB 43 M.Davis, RB 44 A.Williams, LS 47 M.Windt, LB 48 N.Dzubnar, OLB 49 J.Onwuulu, LB 53 J.Keyes, OLB 57 J.Brown, G 66 D.Feeney, T 69 S.Tevi, NT 71 D.Square, WR 81 M.Williams, TE 85 A.Gates, DT 95 K.Patepi, DE 97 J.Ataochu, **DID NOT PLAY:** QB 10 K.Clemens, **INACTIVE:** QB 7 C.Jones, WR 15 D.Inman, RB 32 B.Oliver, T 61 T.Marz, T 72 J.Barksdale, TE 80 S.Culkin, DT 94 C.Liuget.

		1	2	3	4	OT	TOTAL	FIELD GOALS (made () & missed)		
VISITOR	Denver Broncos	0	0	0	0	0	0			
HOME	Los Angeles Chargers	7	7	0	7	0	21			
Team	Qtr	Clock Time	PLAY DESCRIPTION (Extra Point) (Drive Info)				SCORE			
CHARGERS	1	7:27	T.Benjamin 65 yd. punt return (N.Novak kick)				0	7		
CHARGERS	2	7:07	A.Ekeler 1 yd. pass from P.Rivers (N.Novak kick) (9-65, 5:55)				0	14		
CHARGERS	4	5:42	T. Benjamin 42 yd. pass from P.Rivers (N.Novak kick) (10-92, 6:53)				0	21		

Denver Broncos

RUSHING	ATT	YDS	AVG	LG	TD	RUSHING	ATT	YDS	AVG	LG	TD
M. Gordon	18	38	2.1	21	0	C. Anderson	10	44	4.4	11	0
A. Ekeler	7	38	5.4	11	0	T. Siemian	2	14	7.0	8	0
T. Benjamin	1	4	4.0	4	0	D. Booker	2	6	3.0	6	0
						A. Janovich	1	3	3.0	3	0
						J. Charles	4	2	0.5	3	0
TOTAL	26	80	3.1	21	0	TOTAL	19	69	3.6	11	0

TKD/									TKD/								
PASSING	ATT	CMP	YDS	YD	TD	LG	IN	Rtg.	PASSING	ATT	CMP	YDS	YD	TD	LG	IN	Rtg.
P. Rivers	26	15	183	3/21	2	42	0	105.1	T. Siemian	35	25	207	5/25	0	23	1	74.3
TOTAL	26	15	183	3/21	2	42	0	105.1	TOTAL	35	25	207	5/25	0	23	1	74.3

PASS RECEIVING	NO	YDS	AVG	LG	TD	PASS RECEIVING	NO	YDS	AVG	LG	TD
H. Henry	4	73	18.3	34	0	A. Derby	6	66	11.0	23	0
A. Ekeler	4	6	1.5	3	1	B.Fowler	5	45	9.0	13	0
K. Allen	3	41	13.7	19	0	J. Charles	4	20	5.0	9	0
T. Benjamin	1	42	42.0	42	1	D. Booker	3	22	7.3	15	0
Ty. Williams	1	11	11.0	11	0	A. Janovich	2	14	7.0	10	0
M. Gordon	1	6	6.0	6	0	D. Thomas	2	9	4.5	13	0
A. Gates	1	4	4.0	4	0	C. Anderson	1	17	17.0	17	0
						J. Taylor	1	7	7.0	7	0
						V. Green	1	7	7.0	7	0
TOTAL	15	183	12.2	42	2	TOTAL	25	207	8.3	23	0

INTERCEPTIONS	NO	YDS	AVG	LG	TD	INTERCEPTIONS	NO	YDS	AVG	LG	TD
C. Hayward	1	-2	-2.0	-2	0						
TOTAL	1	-2	-2.0	-2	0	TOTAL	0	0	0.0	—	0

PUNTING	NO	YDS	AVG	NET	TB	IN20	LG	PUNTING	NO	YDS	AVG	NET	TB	IN20	LG
D. Kaser	8	413	51.6	44.8	0	3	69	R. Dixon	8	349	43.6	32.6	0	2	46
TOTAL	8	413	51.6	44.8	0	3	69	TOTAL	8	349	43.6	32.6	0	2	46

PUNT RETURNS	NO	YDS	AVG	FC	LG	TD	PUNT RETURNS	NO	YDS	AVG	FC	LG	TD
T. Benjamin	3	88	29.3	5	65	0	H. Sharp	5	55	11.0	1	16	0
RETURNS	3	88	29.3	5	65	0	RETURNS	5	55	11.0	1	16	0

KICKOFF RETURNS	NO	YDS	AVG	FC	LG	TD	KICKOFF RETURNS	NO	YDS	AVG	FC	LG	TD
							B. Langley	3	93	31.0	0	61	0
RETURNS	0	0	0.0	0	—	0	RETURNS	3	93	31.0	0	61	0

Los Angeles Chargers										Denver Broncos									
FUMBLES	Fum	Lost	Own Rec.	Yds	TD	Opp. Rec.	Yds	TD	Out Bnds	FUMBLES	Fum	Lost	Own Rec.	Yds	TD	Opp. Rec.	Yds	TD	Out Bnds
C. McCain			0	0	0	2	0	0	0	T. Siemian	2	1	0	0	0	0	0	0	0
A. Phillips	0	0	0	0	0	1	0	0	0	A. Derby	1	1	0	0	0	0	0	0	0
J. Brown	0	0	0	0	0	0	1	0	0	M. Garcia	0	0	1	0	0	0	0	0	0
D. Square	0	0	0	0	0	0	1	0	0										
TOTAL	0	0	0	0	0	3	2	0	0	TOTAL	3	2	1	0	0	0	0	0	0

CHARGERS BRONCOS

TOTAL FIRST DOWNS	14	12	FGs - PATs Had Blocked	0-0	0-0
By Rushing	2	3	Net Punting Average	44.8	32.6
By Passing	8	8	TOTAL RETURN YARDAGE (Not Including Kickoffs)	86	55
By Penalty	4	1	No. and Yards Punt Returns	3-88	5-55
THIRD DOWN EFFICIENCY	3-12-25%	3-14-21%	No. and Yards Kickoff Returns	0-0	3-93
FOURTH DOWN EFFICIENCY	0-1-0%	0-2-0%	No. and Yards Interception Returns	1-2	0-0
TOTAL NET YARDS	242	251	PENALTIES Number and Yards	9-81	10-68
Total Offensive Plays (inc. times thrown passing)	55	59	FUMBLES Number and Lost	0-0	3-2
Average gain per offensive play	4.4	4.3	TOUCHDOWNS	3	0
NET YARDS RUSHING	80	69	Rushing	0	0
Total Rushing Plays	26	19	Passing	2	0
Average gain per rushing play	3.1	3.6	Punt Returns	1	0
Tackles for a loss-number and yards	2-4	2-4	EXTRA POINTS Made-Attempts	3-3	0-0
NET YARDS PASSING	162	182	Kicking Made-Attempts	3-3	0-0
Times thrown - yards lost attempting to pass	3-21	5-25	FIELD GOALS Made-Attempts	0-0	0-0
Cross yards passing	183	207	RED ZONE EFFICIENCY	1-2-50%	0-1-0%
PASS ATTEMPTS-COMPLETIONS-HAD INTERCEPTED	26-15-0	35-25-1	GOAL TO GO EFFICIENCY	1-2-50%	0-0-0%
Avg gain per pass play (inc.# thrown passing)	5.6	4.6	SAFETIES	0	0
KICKOFFS Number-In End Zone-Touchbacks	4-4-1	1-1-1	FINAL SCORE	21	24
PUNTS Number and Average	8-51-6	8-43-6	TIME OF POSSESSION	28:56	31:04
Had Blocked	0	0			

(Press Box Totals)

PLAYER	UT	A	TT	S-YDS	I-YDS	PD	FF	FR	PLAYER	UT	A	TT	S-YDS	I-YDS	PD	FF	FR
T. Davis	7	3	10	0-0	0-0	0	0	0	A. Talib	2	0	2	0-0	0-0	1	0	0
B. Marshall	3	4	7	0-0	0-0	0	0	0	S. Harris	2	0	2	0-0	0-0	0	0	0
B. Miller	5	0	0	2-0	0-0	0	0	0	A. Gostis	1	1	2	0-0	0-0	0	0	0
W. Parks	1	4	5	0-0	0-0	0	0	0	S. Simmons	1	0	1	0-0	0-0	0	0	0
D. Peko Sr.	4	0	4	1-5	0-0	0	0	0	S. Barrett	1	1	1	0-0	0-0	0	0	0
Z. Anderson	4	0	4	0-0	0-0	0	0	0	D. Stewart	1	0	1	0-0	0-0	0	0	0
B. Roby	3	0	3	0-0	0-0	2	0	0	D. Walker	1	0	1	0-0	0-0	0	0	0
D. Wolfe	2	1	3	0-0	0-0	0	0	0	TEAM TOTALS	40	15	55	3-21	1-0	3	0	0
C. Harris Jr.	2	1	3	0-0	0-0	0	0	0									



Kansas City 29, Denver 19

Monday, Oct. 30, 2017 • 7:31 p.m. CDT • Arrowhead Stadium • Kansas City, Mo.

WEATHER: Clear, 44°, Wind NW 12 mph • **TIME:** 3:05 • **ATTENDANCE:** 76,573

The Denver Broncos lost their third consecutive game after a 29-19 setback to the Kansas City Chiefs in front of 76,573 fans at Arrowhead Stadium.

The Broncos were plagued by five turnovers yet remained in the game with a solid defensive effort and two takeaways of their own.

Denver's defense held Kansas City to 276 total yards and allowed only two conversions on 12 third-down attempts (16.7%).

The Broncos held quarterback and midseason MVP candidate Alex Smith to his lowest passer rating (77.6) of the season while limiting running back and Rookie of the Year frontrunner Kareem Hunt to a season-low 2.1 yards per rush (22-46).

Chief's rookie kicker Harrison Butker completed all five of his field goal attempts and accounted for 17 of his teams 29 points to hold off the Broncos.

Kansas City scored first after Broncos running back Jamaal Charles—a former Chief of nine seasons—fumbled the ball on Denver's second drive. Chiefs cornerback Marcus Peters forced and recovered the fumble, returning it 45 yards for a touchdown.

On Kansas City's next drive, Smith found tight end Travis Kelce for a 29-yard touchdown pass to give the Chiefs a 14-0 lead.

After Broncos quarterback Trevor Siemian threw the first of his three interceptions on Denver's next offensive play, Kansas City looked poised to take a three-score lead. An ill-fated trick play—a pass attempt by wide receiver Tyreek Hill—was intercepted by Broncos safety Darian Stewart in the end zone to end the threat.

Denver responded with a 13-play drive capped by a 27-yard field goal by kicker Brandon McManus to pull within 14-3.

The Chiefs answered with a 25-yard field goal by Butker with just over five minutes remaining in the second quarter to give them a 17-3 halftime lead.

Kansas City was able to score another field goal at the start the third quarter after a punt return by wide receiver Isaiah McKenzie was muffed and recovered by Chiefs wide receiver De'Anthony Thomas deep inside Denver territory.

Denver scored 10 consecutive points to close out the third quarter and pull within one score, 20-13. Denver's first touchdown of the day came from a 6-yard run from running back Devontae Booker that capped a 10-play, 80-yard drive.

Aided by another Denver turnover—Siemian's third interception of the day—the Chiefs scored three field goals in the fourth quarter to take a 29-13 lead.

Following the two-minute warning, Siemian found tight end A.J. Derby in the end zone for an 11-yard touchdown, but a failed two-point conversion kept it a two-score game.

An offside kick recovered by Kansas City helped stamp the 29-19 victory for the home team.

OFFICIALS:

Referee — Tony Corrente (99); **Umpire** — Alan Eck (76); **Head Linesman** — Patrick Turner (13); **Line Judge** — Bart Longson (2); **Side Judge** — Ryan Dickson (25); **Field Judge** — Buddy Horton (82); **Back Judge** — Todd Prukop (30); **Replay** — Terry Valenti

DENVER BRONCOS

OFFENSE

WR 88 D. Thomas
LT 72 G. Bolles
LG 76 M. Garcia
C 61 M. Paradis
RG 65 R. Leary
RT 75 M. Watson
TE 85 V. Green
TE 82 J. Heuerman
WR 87 J. Taylor
RB 22 C. Anderson
QB 13 T. Siemian

DEFENSE

DE 95 D. Wolfe
NT 94 D. Peko Sr.
DE 99 A. Gotsis
SLB 56 S. Ray
VLB 58 V. Miller
ILB 50 Z. Anderson
ILB 54 B. Marshall
LCB 21 A. Talib
DB 34 W. Parks
SS 31 J. Simmons
FS 26 D. Stewart

BRONCOS SUBSTITUTIONS: K 8 B.McManus, P 9 R.Dixon, WR 14 C.Latimer, WR 16 B.Fowler, S 20 J.Carter, RB 23 D.Booker, CB 25 C.Harris, CB 27 B.Langley, RB 28 J.Charles, CB 29 B.Roby, FB 32 A.Janovich, MLB 41 J.Garcia-Williams, LS 42 C.Kreiter, LB 45 K.Snyder, OLB 48 S.Barrett, G/C 60 C.McGovern, T 68 E.Wilkinson, G 73 A.Barbre, TE 83 A.Derby, WR 84 I.McKenzie, OLB 91 K.Edebali, DE 92 Z.Kerr, DE 96 S.Harris. **DID NOT PLAY:** QB 17 B.Osweller. **INACTIVE:** WR 10 E.Sanders, QB 22 P.Lynch, RB 33 D.Henderson, CB 37 L.Doss, ILB 51 T.Davis, DE 57 D.Walker, T 71 D.Stephenson.

KANSAS CITY CHIEFS

OFFENSE

WR 10 T. Hill
LT 72 E. Fischer
LG 70 B. Witzmann
C 61 M. Morse
RG 73 Z. Fulton
RT 71 M. Schwartz
TE 84 D. Harris
TE 87 T. Kelce
TE 88 R. Travis
QB 11 A. Smith
RB 27 K. Hunt

DEFENSE

LDE 97 A. Bailey
NT 96 B. Logan
RDE 99 R. Nunez-Roches
LOLB 50 J. Houston
LILB 59 R. Ragland
RILB 56 D. Johnson
ROLB 55 D. Ford
LCB 22 M. Peters
RCB 25 K. Acker
S 38 R. Parker
S 49 D. Sorensen

CHIEFS SUBSTITUTIONS: P 2 D.Colquitt, K 7 H.Butker, WR 12 A.Wilson, WR 13 D.Thomas, WR 14 D.Robinson, DB 20 S.Nelson, DB 21 E.Murray, CB 23 P.Gaines, RB 31 A.Hunt, RB 35 C.West, LS 41 J.Winchester, FB 42 A.Sherman, LB 45 U.Eligwe, LB 48 T.Smith, LB 51 F.Zombo, LB 57 K.Pierre-Louis, OL 75 C.Erving, WR 80 J.Chesson, LB 92 T.Kpassagnon, DL 94 J.Jenkins, DL 95 C.Jones. **DID NOT PLAY:** QB 15 P.Mahomes, CB 39 T.Mitchell, OL 79 P.Ehinger. **INACTIVE:** QB 9 T.Bray, CB 24 D.White, S 30 S.Terrell, LB 53 R.Wilson, G 65 J.Devey, T 76 L.Duvernay-Tardif, DT 98 R.Miller.

		1	2	3	4	OT	TOTAL		FIELD GOALS (made () & missed)
VISITOR	Denver Broncos	0	3	10	6	0	19		B. McManus (27) (34)
HOME	Kansas City Chiefs	14	3	3	9	0	29		H. Butker (25) (32) (43) (51) (42)

Team	Qtr	Clock Time	PLAY DESCRIPTION (Extra Point) (Drive Info)	SCORE Visitor	Home
CHIEFS	1	9:29	M.Peters 45 yd. fumble return (H.Butker kick)	0	7
CHIEFS	1	6:11	T.Kelce 29 yd. pass from A.Smith (H.Butker kick) (5-68, 1:39)	0	14
BRONCOS	2	11:48	B.McManus 27 yd. Field Goal (13-71, 7:07)	3	14
CHIEFS	2	5:02	H.Butker 25 yd. Field Goal (7-47, 4:05)	3	17
CHIEFS	3	12:30	H.Butker 32 yd. Field Goal (4-2, 0:54)	3	20
BRONCOS	3	8:11	B.McManus 34 yd. Field Goal (9-60, 4:19)	6	20
BRONCOS	3	1:14	D.Booker 6 yd. run (B.McManus kick) (10-80, 5:44)	13	20
CHIEFS	4	12:30	H.Butker 43 yd. Field Goal (8-50, 3:44)	13	23
CHIEFS	4	7:03	H.Butker 51 yd. Field Goal (6-15, 3:03)	13	26
CHIEFS	4	4:41	H.Butker 42 yd. Field Goal (4-2, 1:42)	13	29
BRONCOS	4	1:55	A.Derby 11 yd. pass from T.Siemian (pass failed) (10-75, 2:46)	19	29

Final Individual Statistics																				
Kansas City Chiefs										Denver Broncos										
Rushing		Att	Yds	Avg	LG	TD					Rushing		Att	Yds	Avg	LG	TD			
K. Hunt		22	46	2.1	15	0	C. Anderson				15	78	5.2	12	0					
A. Smith		4	33	8.3	17	0	D. Booker				6	40	6.7	26	1					
							J. Charles				8	39	4.9	18	0					
							T. Siemian				2	20	10.0	14	0					
TOTAL		26	79	3.0	17	0	TOTAL				31	177	5.7	26	1					
Passing		Att	Cmp	Yds	TD/KD/ YD	TD	LG	IN	Rtg.	Passing		Att	Cmp	Yds	TD/KD/ YD	TD	LG	IN	Rtg.	
A. Smith		31	14	202	1/5	1	33	0	77.6	T. Siemian		36	19	198	3/11	1	29	3	43.5	
T. Hill		1	0	0	0/0	0	1	0	0.0											
TOTAL		32	14	202	1/5	1	33	1	62.2	TOTAL		36	19	198	3/11	1	29	3	43.5	
Pass Receiving			NO	YDS	AVG	LG	TD			Pass Receiving			NO	YDS	AVG	LG	TD			
T. Kelce			7	133	19.0	33	1	D. Thomas			5	66	13.3	22	0					
K. Hunt			3	22	7.3	12	0	D. Booker			3	14	15.2	11	0					
T. Hill			2	38	19.0	25	0	B. Fowler			2	35	19.5	29	0					
D. Robinson			1	5	5.0	5	0	A. Derby			2	21	8.7	11	1					
C. West			1	4	4.0	4	0	C. Latimer			2	15	7.0	11	0					
								V. Green			1	16	12.0	16	0					
								J. Heuerman			1	11	24.0	11	0					
								J. Taylor			1	8	10.0	8	0					
								C. Anderson			1	7	2.0	7	0					
								J. Charles			1	5	0.0	5	0					
TOTAL			14	202	14.4	33	1	TOTAL			19	198	10.4	29	1					
Interceptions			NO	YDS	AVG	LG	TD			Interceptions			NO	YDS	AVG	LG	TD			
M. Peters			1	9	9.0	9	0	D. Stewart			1	0	0.0	0	0					
K. Acker			1	9	9.0	9	0													
R. Parker			1	0	0.0	0	0													
TOTAL			3	18	6.0	9	0	TOTAL			1	0	0.0	0	0					
Punting		NO	YDS	AVG	NET	TB	IN20	LG	Punting		NO	YDS	AVG	NET	TB	IN20	LG			
D. Colquitt		5	209	41.8	41.2	0	2	53	R. Dixon		4	162	40.5	40.5	0	1	48			
TOTAL		5	209	41.8	41.2	0	2	53	TOTAL		4	162	40.5	40.5	0	1	48			
Punt Returns		NO	YDS	AVG	FC	LG	TD	Punt Returns		NO	YDS	AVG	FC	LG	TD					
T. Hill		1	0	0.0	0	0	0	I. McKenzie		4	3	0.8	0	3	0					
RETURNS		1	0	0.0	0	0	0	RETURNS		4	3	0.8	0	3	0					
Kickoff Returns		NO	YDS	AVG	FC	LG	TD	Kickoff Returns		NO	YDS	AVG	FC	LG	TD					
A. Hunt		2	47	23.5	0	28	0	C. Latimer		3	48	16.0	0	21	0					
A. Sherman		1	7	7.0	0	7	0	I. McKenzie		1	21	21.0	0	21	0					
RETURNS		3	54	18.0	0	28	0	RETURNS		4	69	17.3	0	21	0					
Kansas City Chiefs										Denver Broncos										
Fumbles		Fum	Lost	Own Rec.	Yds	TD	FF	Opp. Rec.	Yds	TD	Bnds	Fumbles		Fum	Lost	Own Rec.	Yds</			

BRONCOS DEFENSIVE STATISTICS

(Press Box Totals)

PLAYER	UT	A	TT	S-YDS	I-YDS	PD	FF	FR	PLAYER	UT	A	TT	S-YDS	I-YDS	PD	FF	FR
B. Marshall	7	1	8	0-0	0-0	2	0	0	S. Barrett	2	0	2	1-5	0-0	0	1	0
J. Simmons	3	2	5	0-0	0-0	0	0	0	D. Stewart	2	0	2	0-0	1-0	2	0	0
S. Harris	3	0	3	0-0	0-0	0	0	0	W. Parks	2	0	2	0-0	0-0	0	0	0
V. Miller	3	0	3	0-0	0-0	0	0	0	B. Roby	2	0	2	0-0	0-0	0	0	0
S. Ray	1	2	3	0-0	0-0	0	0	0	D. Peko Sr.	1	1	2	0-0	0-0	0	0	1
A. Talib	1	2	3	0-0	0-0	0	0	0	C. Harris Jr.	1	1	2	0-0	0-0	0	0	0
Z. Anderson	1	2	3	0-0	0-0	0	0	0	A. Gotsis	1	0	1	0-0	0-0	0	0	0
D. Wolfe	1	1	2	0-0	0-0	0	0	0	TEAM TOTALS	31	12	43	1-5	1-0	2	1	0



Philadelphia 51, Denver 23

Sunday, Nov. 5, 2017 • 1:02 p.m. EST • Lincoln Financial Field • Philadelphia

WEATHER: Cloudy, 61°, Wind SE 5 mph • TIME: 3:21 • ATTENDANCE: 69,596

The Denver Broncos lost their fourth consecutive game in a 51-23 setback to the Philadelphia Eagles at Lincoln Financial Field. Denver was plagued by 14 penalties for 105 yards and had a pair of turnovers in the game. Those mistakes proved too much to overcome against the Eagles, who came into the game with the NFL's best record (7-1).

Philadelphia quarterback and midseason MVP candidate Carson Wentz completed 15-of-27 passes (55.6%) for 199 yards with four touchdowns and the Eagles added 197 yards and three touchdowns on the ground.

Brock Osweiler started at quarterback for the Broncos and led Denver to its first opening-drive points in six games. The possession ended with a 52-yard Brandon McManus field goal to give the visitors an early 3-0 lead.

Philadelphia answered back on its next possession, converting two key third downs before Wentz found wide receiver Alshon Jeffery for a 32-yard touchdown pass to put the Eagles up 7-3.

The Eagles' next two drives netted 10 points—via a 45-yard field goal by Jake Elliott and a 15-yard touchdown pass from Wentz to running back Corey Clement—to put them on top 17-3 at the end of the first quarter.

Denver looked to get back in the game with a 44-yard punt return by wide receiver Isaiah McKenzie that put the Broncos in Eagles territory. The drive stalled, however, and Denver settled for another long field goal—a 53-yarder—to pull within 17-6.

The Eagles began to pull away with another scoring drive capped by a 27-yard touchdown pass from Wentz to tight end Trey Burton.

McManus kicked his third field goal of the game on the next possession but another Eagles touchdown—a 46-yard run by Jay Ajayi—just before the half gave Philadelphia a comfortable 31-9 lead at the break.

The Eagles tacked on a pair of touchdowns in the third quarter to go up 44-9.

The first score came on a 2-yard touchdown run by Clement that capped a 13-play, 77-yard drive. The second touchdown was a 4-yard reception by Jeffery that was set up by Rodney McLeod's 50-yard interception return.

The Broncos finally found the end zone in the fourth quarter when Osweiler found wide receiver Demaryius Thomas for a 1-yard score to cap a 13-play, 75-yard drive.

On the next drive, Eagles backup quarterback Nick Foles was strip-sacked by Von Miller and fellow linebacker Brandon Marshall returned it 19 yards for a touchdown to pull Denver within 44-23.

A failed onside kick attempt by Denver and a late touchdown by Philadelphia ended any hope of a miracle comeback.

OFFICIALS:

Referee — Gene Steratore (114); **Umpire** — Roy Ellison (81); **Head Linesman** — David Oliver (24); **Line Judge** — Gary Arthur (108); **Side Judge** — Adrian Hill (29); **Field Judge** — Mike Weatherford (116); **Back Judge** — Dino Paganelli (29); **Replay** — Paul Weidner

DENVER BRONCOS

OFFENSE

WR 88 D. Thomas
LT 72 G. Bolles
LG 76 M. Garcia
C 61 M. Paradis
RG 65 R. Leary
RT 75 M. Watson
TE 85 V. Green
WR 10 E. Sanders
RB 22 C. Anderson
QB 17 B. Osweiler
FB 32 A. Janovich

DEFENSE

DE 95 D. Wolfe
NT 94 D. Peko Sr.
DE 99 A. Gotsis
SLB 56 S. Ray
ILB 58 V. Miller
ILB 50 Z. Anderson
ILB 54 B. Marshall
LCB 21 A. Talib
RCB 25 C. Harris Jr.
SS 31 J. Simmons
FS 26 D. Stewart

BRONCOS SUBSTITUTIONS: K 8 B.McManus, P 9 R.Dixon, WR 14 C.Latimer, WR 16 B.Fowler, S 20 J.Carter, RB 23 D.Booker, CB 27 B.Langley, RB 28 J.Charles, CB 29 B.Roby, S 34 W.Parks, ILB 41 J.Garcia-Williams, LS 42 C.Kreiter, ILB 45 K.Snyder, OLB 48 S.Barrett, G/C 8 McGovern, T 68 E. Wilkinson G 73 A.Barbre, TE 82 J.Heuerman, TE 83 A.Derby, WR 84 I.McKenzie, OLB 91 K.Edebali, DE 92 Z.Kerr, DE 96 S.Harris. **DID NOT PLAY:** QB 13 T. Siemian. **INACTIVE:** QB 12 P.Lynch, CB 32 D.Henderson, CB 37 L.Doss, ILB 51 T.Davis, DE 57 D.Walker, T 71 D.Stephenson, WR 87 J.Taylor.

PHILADELPHIA EAGLES

OFFENSE

WR 17 A. Jeffery
LT 72 H. Vaitai
LG 61 S. Wisniewski
C 62 J. Kelce
RG 79 B. Brooks
RT 65 L. Johnson
TE 87 B. Celek
TE 88 T. Burton
WR 82 T. Smith
RB 38 K. Barner
QB 11 C. Wentz

DEFENSE

DE 75 V. Curry
DT 93 T. Kerrigan
DT 91 F. Jox
DE 55 B. Graham
OLB 95 M. Kendrick
ILB 59 J. Walker
OLB 53 N. Bradham
CB 31 J. Mills
CB 21 P. Robinson
S 23 R. McLeod
S 27 M. Jenkins

EAGLES SUBSTITUTIONS: K 4 J.Elliott, P 8 D.Jones, QB 9 N.Foles, WR 10 M.Hollins, WR 13 N.Agholor, WR 14 M.Johnson, S 24 C.Graham, S 26 J.Watkins, RB 28 W.Smallwood, RB 29 L.Blount, RB 30 C.Clement, CB 32 R.Douglas, CB 33 D.McDougle, RB 36 J.Ajayi, LS 45 R.Lovato, DB 47 N.Gerry, LB 52 N.Goode, LB 54 K.Grugier-Hill, DE 56 C.Long, G 67 C.Warmack, G 73 I.Semalo, DT 94 B.Allen, DE 96 D.Barnett, DT 97 D.Vaeao. **INACTIVE:** QB 7 N.Sudfeld, WR 18 S.Gibson, CB 41 R.Darby, DE 51 S.Means, OT 77 T.Hart, TE 86 Z.Ertz, DT 98 E.Qualls.

		1	2	3	4	OT	TOTAL
VISITOR	Denver Broncos	3	6	0	14	0	23
HOME	Philadelphia Eagles	17	14	13	7	0	51

FIELD GOALS (made () & missed)

B. McManus (52) (53) (24)
J. Elliott (45)

Team	Qtr	Clock Time	PLAY DESCRIPTION (Extra Point) (Drive Info)	Score Visitor	Score Home
BRONCOS	1	10:35	B.McManus 52 yd. Field Goal (9-41, 4:25)	3	0
EAGLES	1	6:34	A.Jeffery 32 yd. pass from C.Wentz (J.Elliott kick) (7-75, 4:01)	3	7
EAGLES	1	1:53	J.Elliott 45 yd. Field Goal (6-29, 2:14)	3	10
EAGLES	1	0:53	C.Clement 15 yd. pass from C.Wentz (J.Elliott kick) (3-15, 0:51)	3	17
BRONCOS	2	11:05	B.McManus 53 yd. Field Goal (4-8, 1:00)	6	17
EAGLES	2	9:15	T.Burton 27 yd. pass from C.Wentz (J.Elliott kick) (6-75, 1:50)	6	24
BRONCOS	2	3:03	B.McManus 24 yd. Field Goal (12-69, 6:12)	9	24
EAGLES	2	1:20	J.Ajayi 46 yd. run (J.Elliott kick) (4-75, 1:43)	9	31
EAGLES	3	7:32	C.Clement 2 yd. run (J.Elliott kick) (13-77, 7:28)	9	38
EAGLES	3	3:00	A.Jeffery 4 yd. pass from C.Wentz (kick failed, wr) (3-11, 1:25)	9	44
BRONCOS	4	9:45	D.Thomas 1 yd. pass from B.Osweiler (B.McManus kick) (13-75, 8:15)	16	44
BRONCOS	4	8:09	B.Marshall 19 yd. fumble return (B.McManus kick)	23	44
EAGLES	4	4:44	C.Clement 4 yd. run (J.Elliott kick) (5-48, 3:25)	23	51

FINAL INDIVIDUAL STATISTICS																										
Philadelphia Eagles										Denver Broncos																
RUSHING	ATT	YDS	AVG	LG	TD					RUSHING	ATT	YDS	AVG	LG	TD											
J. Ajayi	8	77	9.6	46	1					D. Booker	6	21	3.5	9	0											
C. Clement	12	51	4.3	28	2					C. Anderson	9	13	1.4	4	0											
L. Blount	9	37	4.1	10	0					J. Charles	4	1	0.3	1	0											
W. Smallwood	5	25	5.0	26	0																					
C. Wentz	2	8	4.0	7	0																					
N. Foles	1	-1	-1.0	-1	0																					
TOTAL	37	197	5.3	46	3					TOTAL	19	35	1.8	9	0											
PASSING	ATT	CMP	YDS	TD	LG	IN	Rtg.					PASSING	ATT	CMP	YDS	TD	LG	IN	Rtg.							
C. Wentz	27	15	199	1/4	4	32	0	118.7					B. Osweiler	38	19	208	3/17	1	32	2	53.1					
N. Foles	1	1	35	1/8	0	35	0	118.8					TOTAL	38	19	208	3/17	1	32	2	53.4					
TOTAL	28	16	234	2/12	4	35	0	124.1					TOTAL	38	19	208	3/17	1	32	2	53.4					
PASS RECEIVING	NO	YDS	AVG	LG	TD					PASS RECEIVING	NO	YDS	AVG	LG	TD											
A. Jeffery	6	84	14.0	32	2					D. Thomas	8	70	14.0	14	1											
B. Celek	3	39	13.0	15	0					J. Charles	4	23	13.0	11	0											
T. Burton	2	41	20.5	27	1					C. Latimer	2	51	20.5	32	0											
N. Agholor	2	36	18.0	35	0					D. Booker	2	9	18.0	11	0											
C. Clement	1	15	15.0	15	1					E. Sanders	1	30	15.0	30	0											
T. Smith	1	11	11.0	11	0					I. McKenzie	1	14	11.0	14	0											
M. Hollins	1	8	8.0	8	0					A. Derby	1	11	8.0	11	0											
TOTAL	16	234	14.6	35	4					TOTAL	19	208	10.9	32	1											
INTERCEPTIONS	NO	YDS	AVG	LG	TD					INTERCEPTIONS	NO	YDS	AVG	LG	TD											
R. McLeod	1	50	50.0	50	0																					
P. Robinson	1	17	17.0	17	0																					
TOTAL	2	67	33.5	50	0					TOTAL	0	0	0.0	—	0											
PUNTING	NO	YDS	AVG	NET	TB	IN20	LG					PUNTING	NO	YDS	AVG	NET	TB	IN20	LG							
D. Jones	2	108	54.0	32.0	0	0	55					R. Dixon	6	302	50.3	46.7	0	0	55							
TOTAL	2	108	54.0	32.0	0	0	55					TOTAL	6	302	50.3	46.7	0	0	55							
PUNT RETURNS	NO	YDS	AVG	FC	LG	TD					PUNT RETURNS	NO	YDS	AVG	FC	LG	TD									
K. Barner	5	22	4.4	1	8	0					I. McKenzie	1	44	44.0	0	44	0									
RETURNS	5	22	4.4	1	8	0					RETURNS	1	44	44.0	0	44	0									
KICKOFF RETURNS	NO	YDS	AVG	FC	LG	TD					KICKOFF RETURNS	NO	YDS	AVG	FC	LG	TD									
K. Barner	2	33	16.5	0	25	0					D. Booker	5	106	21.2	0	25	0									
RETURNS	2	33	16.5	0	25	0					RETURNS	5	106	21.2	0	25	0									
Philadelphia Eagles	Own					Opp.					Out	Denver Broncos	Own					Opp.					Out			
FUMBLES	Fum	Lost	Rec.	Yds	TD	FF	Rec.	Yds	TD	Bnds	FUMBLES	Fum	Lost	Rec.	Yds	TD	FF	Rec.	Yds	TD	Bnds					
N. Foles	1	1	0	0	0	0	0	0	0	0	B. Osweiler	1	0	0	0	0	0	0	0	0	0					
C. Long	0	0	0	0	0	1	0	0	0	0	M. Paradis	0	0	1	0	0	0	0	0	0	0					
											V. Miller	0	0	0	0	0	1	0	0	0	0					
											B. Marshall	0	0	0	0	0	0	1	19	1	0					
TOTAL	1	1	0	0	0	1	0	0	0	0	TOTAL	1	0	1	0	0	1	1	19	1	0					
FINAL TEAM STATISTICS																										
EAGLES										BRONCOS																
TOTAL FIRST DOWNS										25	14										FGs - PATs Had Blocked		0-0	0-0		
By Rushing										9	1										Net Punting Average		32.0	46.7		
By Passing										13	12										TOTAL RETURN YARDAGE (Not Including Kickoffs)		69	44		
By Penalty										3	1										No. and Yards Punt Returns		5-22	1-44		
THIRD DOWN EFFICIENCY										5-13-38%	3-13-23%										No. and Yards Kickoff Returns		2-33	5-106		
FOURTH DOWN EFFICIENCY										2-4-50%	1-1-100%										No. and Yards Interception Returns		2-67	0-0		
TOTAL NET YARDS										419	226										PENALTIES Number and Yards		5-35	14-105		
Total Offensive Plays (inc. times thrown passing)										67	60										FUMBLES Number and Lost		1-1	1-0		
Average gain per offensive play										6.3	3.8										TOUCHDOWNS		7	2		
NET YARDS RUSHING										197	35										Rushing		3	0		
Total Rushing Plays										37	19										Passing		4	1		
Average gain per rushing play										5.3	1.8										Fumbles		1	1		
Tackles for a loss-number and yards										5-12	5-7										EXTRA POINTS Made-Attempts		6-7	2-2		
NET YARDS PASSING										222	191										Kicking Made-Attempts		6-7	2-2		
Times thrown - yards lost attempting to pass										2-12	3-17										FIELD GOALS Made-Attempts		1-1	3-3		
Gross yards passing										234	208										RED ZONE EFFICIENCY		4-4-100%	1-2-50%		
PASS ATTEMPTS-COMPLETIONS-HAD INTERCEPTED										28-16-0	38-19-2										GOAL TO GO EFFICIENCY		2-2-100%	1-2-50%		
Avg gain per pass play (inc.# thrown passing)										7.4	4.7										SAFETIES		0	23		
KICKOFFS Number-In End Zone-Touchbacks										9-7-4	6-4-3										FINAL SCORE		51	20		
PUNTS Number and Average										2-54.0	6-50.3										TIME OF POSSESSION		29:54	30:06		
Had Blocked										0	0															
BRONCOS DEFENSIVE STATISTICS																										
(Press Box Totals)																										
PLAYER	UT	A	TT	S-YDS	I-YDS	PD	FF	FR	PLAYER	UT	A	TT	S-YDS	I-YDS	PD	FF	FR									
V. Miller	8	0	8	1-8	0-0	0	1	0	C. Harris Jr.	2	0	2	0-0	0-0	1	0	0									
B. Marshall	6	1	7	1-4	0-0	1	0	1	J. Simmons	2	0	2	0-0	0-0	0	0	0									
B. Roby	5	0	5	0-0	0-0	1	0	0	D. Peko Sr.	2	0	2	0-0	0-0	0	0	0									
Z. Anderson	4	1	5	0-0	0-0	0	0	0	A. Talib	2	0	2	0-0	0-0	0	0	0									
S. Harris	3	0	3	0-0	0-0	1	0	0	S. Barrett	2	0	2	0-0	0-0	0	0	1									
W. Parks	2	1	3	0-0	0-0	0	0	0	S. Ray	1	0	1	0-0	0-0	0	0	0									
A. Gotsis	2	1	3	0-0	0-0	0	0	0	TEAM TOTALS	42	6	48	2-12	0-0	4	1	1									
D. Wolfe	1	2	3	0-0	0-0	0	0	0																		



New England 41, Denver 16

Sunday, Nov. 12, 2017 • 6:32 p.m. MST • Sports Authority Field at Mile High • Denver

WEATHER: Partly Cloudy, 48°, Wind NE 5 mph • **TIME:** 3:00 • **ATTENDANCE:** 76,820

The Denver Broncos dropped their fifth consecutive game, 41-16, against the New England Patriots at Sports Authority Field at Mile High.

New England scored 24 points off a quartet of Denver special teams mistakes and the Broncos once again lost the turnover battle to match their longest losing streak in six years.

Denver struggled inside the red zone as well, going 1-for-3, while the visiting team went 4-for-6.

Patriots quarterback Tom Brady spread the ball around to nine different receivers, completing 25-of-34 passes (73.5%) for 266 yards with three touchdowns.

On the first drive of the game, the Broncos' defense forced a three-and-out only to have the ball end up back in New England's hands at the Denver 24-yard line after a muffed punt by rookie wide receiver Isaiah McKenzie.

Brady took advantage of the turnover and put the Patriots on the board first after a two-play drive resulting in a 14-yard touchdown pass to running back Rex Burkhead.

On the next drive, Broncos quarterback Brock Osweiler led Denver to the Patriots' 21-yard line but had to settle for a 39-yard field goal by kicker Brandon McManus.

On the ensuing kickoff, New England running back Dion Lewis found a clear path down the field and ran the ball back for a 103-yard touchdown and a 14-3 lead.

After the teams traded field goals, a blocked punt by New England put the Patriots inside Denver's 41-yard line. The visitors tacked on another field goal by Gostkowski to increase their lead to 20-6.

The Broncos capped their first-half scoring with a 36-yard field goal to close within 20-9.

New England regained possession with 2:36 remaining in the first half and with 31 seconds remaining on second-and-11, Brady found tight end David Allen in the end zone to for a touchdown and a 27-9 halftime lead.

Denver opened up the third quarter with a 13-play, 85-yard drive that was capped off by a 7-yard touchdown pass from Osweiler to wide receiver Demaryius Thomas to pull the Broncos within 27-16.

The Patriots answered back when Lewis found the end zone for the second time and rushed the ball in for an 8-yard touchdown.

On New England's next possession, a Broncos special-teams penalty on fourth down gave the Patriots a first down in Denver territory. Brady took advantage of the extended drive and finished it with a 6-yard touchdown pass to running back James White to put the visiting team up 41-16.

The New England win marked the first time in five decades the Patriots won back-to-back games in Denver.

OFFICIALS:

Referee — Walt Coleman (65); **Umpire** — Jeff Rice (44); **Head Linesman** — Derrick Bowens (74); **Line Judge** — Kevin Coday (16); **Side Judge** — James Coleman (95); **Field Judge** — Scott Novak (1); **Back Judge** — Terrence Miles (111); **Replay** — Darryll Lewis

DENVER BRONCOS

OFFENSE

WR 88 D. Thomas
LT 72 G. Bolles
LG 76 M. Garcia
C 61 M. Paradis
RG 65 R. Leary
RT 73 A. Barbre
TE 85 V. Green
WR 10 E. Sanders
RB 22 C. Anderson
QB 17 B. Osweiler
TE 82 J. Heuerman

DEFENSE

DE 95 D. Wolfe
NT 94 D. Peko Sr.
DE 99 A. Gotsis
SLB 56 S. Ray
WLB 58 V. Miller
ILB 54 B. Marshall
ILB 51 T. Davis
LCB 21 A. Talib
RCB 25 C. Harris Jr.
SS 31 J. Simmons
FS 26 D. Stewart

BRONCOS SUBSTITUTIONS: K 8 B.McManus, P 9 R.Dixon, WR 14 C.Latimer, WR 16 B.Fowler, S 20 J.Carter, RB 23 D.Booker, CB 27 B.Langley, RB 28 J.Charles, CB 29 B.Roby, FB 32 A.Janovich, S 34 W.Parks, ILB 41 J.Garcia-Williams, LS 42 C.Kreiter, OLB 48 S.Barrett, ILB 50 Z.Anderson, G/C 60 C.McGovern, T 68 E.Wilkinson, T 79 J.C.Kouandjio, TE 83 A.Derby, WR 84 I.McKenzie, OLB 91 K.Edebali, DE 92 Z.Kerr, DE 96 S.Harris. **DID NOT PLAY:** QB 13 T. Siemian, **INACTIVE:** QB 12 P.Lynch, RB 33 D.Henderson, CB 37 L.Doss, LB 43 J. Jones, DE 57 D.Walker, T 71 D.Stephenson, WR 87 J.Taylor.

NEW ENGLAND PATRIOTS

OFFENSE

WR 14 B. Cooks
LT 77 N. Solder
LG 62 J. Thuney
C 60 D. Andrews
RG 69 S. Mason
RT 68 L. Waddle
TE 87 R. Gronkowski
WR 13 P. Dorsett
QB 12 T. Brady
RB 33 D. Lewis
RB 46 J. Develin

DEFENSE

LE 93 L. Guy
DT 97 A. Branch
DT 70 A. Butler
RE 98 T. Flowers
LB 53 K. Van Noy
LB 52 E. Roberts
LB 51 T. Reilly
RCB 24 S. Gilmore
LCB 21 M. Butler
S 37 J. Richards
S 32 D. McCourty

PATRIOTS SUBSTITUTIONS: QB 2 B.Hoyer, K 3 S.Gostkowski, P 6 R.Allen, WR 18 M.Stater, S 23 P.Chung, RB 28 J.White, CB 29 J.Bademosi, DB 30 D.Harmon, DB 31 J.Jones, RB 34 R.Burkhead, DB 36 B.King, RB 38 B.Bolden, DB 43 N.Ebner, LB 45 D.Harris, TE 47 J.Hollister, LS 49 J.Cardona, LB 59 M.Flowers, OL 71 C.Fleming, G 75 T.Karras, WR 80 D.Amendola, TE 83 D.Allen, TE 88 M.Bennett, DL 91 D.Wise, NT 94 R.Jean Francois. **INACTIVE:** WR 15 C.Hogan, DB 25 E.Rowe, RB 35 M.Gillilsee, DE 55 C.Marsh, OL 61M.Cannon, OL 74 C.Croston, DL 90 M.Brown.

		1	2	3	4	OT	TOTAL	FIELD GOALS (made () & missed)	
VISITOR	New England Patriots	14	13	7	7	0	41	S. Gostkowski (25) (28)	
HOME	Denver Broncos	6	3	7	0	0	16	B. McManus (39) (33) (36)	
Team	Qtr	Clock Time	PLAY DESCRIPTION (Extra Point) (Drive Info)					SCORE	
								Visitor	Home
PATRIOTS	1	12:36	R.Burkhead 14 yd. pass from T.Brady (S.Gostkowski kick) (2-24, 0:46)					7	0
BRONCOS	1	8:39	B.McManus 39 yd. Field Goal (8-58, 3:57)					7	3
PATRIOTS	1	8:24	8-24 D.Lewis 103 yd. kickoff return (S.Gostkowski kick) (0-0, 0:15)					14	3
BRONCOS	1	5:18	B.McManus 33 yd. Field Goal (8-64, 3:06)					14	6
PATRIOTS	2	13:38	S.Gostkowski 25 yd. Field Goal (14-68, 6:40)					17	6
PATRIOTS	2	8:47	S.Gostkowski 28 yd. Field Goal (5-20, 1:51)					20	6
BRONCOS	2	2:36	B.McManus 36 yd. Field Goal (12-63, 6:11)					20	9
PATRIOTS	2	0:25	D.Allen 11 yd. pass from T.Brady (S.Gostkowski kick) (9-75, 2:11)					27	9
BRONCOS	3	7:54	D. Thomas 7 yd. pass from B.Osweiler (B.McManus kick) (13-75, 7:06)					27	16
PATRIOTS	3	4:36	D.Lewis 8 yd. run (S.Gostkowski kick) (7-75, 3:18)					34	16
PATRIOTS	4	9:04	J.White 6 yd. pass from T.Brady (S.Gostkowski kick) (16-94, 7:31)					41	16

FINAL INDIVIDUAL STATISTICS

New England Patriots											Denver Broncos												
RUSHING	ATT	YDS	AVG	LG	TD						RUSHING	ATT	YDS	AVG	LG	TD							
D. Lewis	14	55	3.9	9	1						C. Anderson	10	54	5.4	21	0							
R. Burkhead	10	36	3.6	8	0						J. Charles	8	38	4.8	11	0							
J. White	2	7	3.5	4	0						D. Booker	8	24	3.0	7	0							
B. Bolden	2	1	0.5	2	0						A. Janovich	1	3	3.0	3	0							
T. Brady	1	0	0.0	0	0						B. Osweiler	1	-1	-1.0	-1	0							
TOTAL	29	99	3.4	9	1						TOTAL	28	118	4.2	21	0							
PASSING	ATT	CMP	YDS	TD	LG	IN	Rtg.					PASSING	ATT	CMP	YDS	TD	LG	IN	Rtg.				
T. Brady	34	25	266	1/6	3	27	0	125.4					B. Osweiler	33	18	221	0/0	1	38	1	72.9		
B. Hoyer	3	3	37	0/0	0	27	0	118.1															
TOTAL	37	28	303	1/6	3	27	0	126.3					TOTAL	33	18	221	0/0	1	38	1	72.9		
PASS RECEIVING	NO	YDS	AVG	LG	TD							PASS RECEIVING	NO	YDS	AVG	LG	TD						
B. Cooks	6	74	12.3	27	0							E. Sanders	6	137	22.8	38	0						
R. Gronkowski	4	74	18.5	26	0							D. Thomas	5	44	8.8	17	1						
D. Amendola	4	36	9.0	16	0							C. Latimer	3	28	9.3	11	0						
M. Bennett	3	38	12.7	27	0							D. Booker	1	5	5.0	5	0						
R. Burkhead	3	27	9.0	14	1							J. Heuerman	1	4	4.0	4	0						
J. White	3	11	3.7	8	1							A. Derby	1	2	2.0	2	0						
P. Dorsett	2	16	8.0	11	0							C. Anderson	1	1	1.0	1	0						
J. Develin	2	16	8.0	10	0																		
D. Allen	1	11	11.0	11	1																		
TOTAL	28	303	10.8	27	3							TOTAL	18	221	12.3	38	1						
INTERCEPTIONS	NO	YDS	AVG	LG	TD							INTERCEPTIONS	NO	YDS	AVG	LG	TD						
P. Chung	1	30	30.0	30	0																		
TOTAL	1	30	30.0	30	0							TOTAL	0	0	0.0	—	0						
PUNTING	NO	YDS	AVG	NET	TB	IN20	LG					PUNTING	NO	YDS	AVG	NET	TB	IN20	LG				
R. Allen	1	46	46.0	46.0	0	0	46					R. Dixon	2	95	47.5	31.7	0	1	49				
												[BLOCKED]	1	0									
TOTAL	1	46	46.0	46.0	0	0	46					TOTAL	3	95	31.7	31.7	0	1	49				
PUNT RETURNS	NO	YDS	AVG	FC	LG	TD						PUNT RETURNS	NO	YDS	AVG	FC	LG	TD					
D. Amendola	0	0	0.0	2	0	0						I. McKenzie	1	0	0.0	0	0	0					
RETURNS	0	0	0.0	2	0	0						RETURNS	1	0	0.0	0	0	0					
KICKOFF RETURNS	NO	YDS	AVG	FC	LG	TD						KICKOFF RETURNS	NO	YDS	AVG	FC	LG	TD					
D. Lewis	1	103	103.0	0	103	1						D. Booker	5	107	21.4	0	28	0					
												I. McKenzie	1	17	17.0	0	17	0					
												A. Janovich	1	10	10.0	0	10	0					
RETURNS	1	103	103.0	0	103	1						RETURNS	7	134	19.1	0	28	0					
New England Patriots											Denver Broncos												
FUMBLES	Fum	Lost	Own	Rec.	Yds	TD	FF	Rec.	Yds	TD	Own	Bnds	FUMBLES	Fum	Lost	Own	Rec.	Yds	TD	Own	Bnds		
J. Hollister	0	0	0	0	0	0	0	0	1	0	0	0	I. McKenzie	1	1	0	0	0	0	0	0		
TOTAL	0	0	0	0	0	0	0	0	1	0	0	0	TOTAL	1	1	0	0	0	0	0	0		

FINAL TEAM STATISTICS																									
PATRIOTS											BRONCOS														
TOTAL FIRST DOWNS											28	17	FGs - PATs Had Blocked											0-0	0-0
By Rushing											6	5	NET Punting Average											46.0	31.7
By Passing											18	11	TOTAL RETURN YARDAGE (Not Including Kickoffs)											30	0
By Penalty											4	1	No. and Yards Punt Returns											0-0	1-0
THIRD DOWN EFFICIENCY											4-11-36%	8-15-53%	No. and Yards Kickoff Returns											1-103	7-134
FOURTH DOWN EFFICIENCY											1-3-33%	0-0-0%	No. and Yards Interception Returns											1-30	0-0
TOTAL NET YARDS											396	339	PENALTIES Number and Yards											1-5	5-28
Total Offensive Plays (inc. times thrown passing)											67	61	FUMBLES Number and Lost											0-0	1-1
Average gain per offensive play											5.9	5.6	TOUCHDOWNS											5	1
NET YARDS RUSHING											99	118	Rushing											0	0
Total Rushing Plays											29	28	Passing											3	1
Average gain per rushing play											3.4	4.2	Kickoff Returns											1	0
Tackles for a loss-number and yards											2-2	1-1	EXTRA POINTS Made-Attempts											5-5	1-1
NET YARDS PASSING											297	221	Kicking Made-Attempts											5-5	1-1
Times thrown - yards lost attempting to pass											1-6	0-0	FIELD GOALS Made-Attempts											2-2	3-3
Gross yards passing											303	221	RED ZONE EFFICIENCY											4-6-67%	1-3-33%
PASS ATTEMPTS-COMPLETIONS-HAD INTERCEPTED											37-28-0	33-18-1	GOAL TO GO EFFICIENCY											0-1-0%	1-1-100%
Avg gain per pass play (inc.# thrown passing)											7.8	6.7	SAFETIES											0	0
KICKOFFS Number-In End Zone-Touchbacks											8-3-1	5-5-4	FINAL SCORE											41	16
PUNTS Number and Average											1-46-0	3-31.7	TIME OF POSSESSION											29:43	30:17
Hard Blocked,											0	1													



Cincinnati 20, Denver 17

Sunday, Nov. 19, 2017 • 2:25 p.m. MST • Sports Authority Field at Mile High • Denver

WEATHER: Mostly Cloudy, 60°, Wind N 7 mph • **TIME:** 3:04 • **ATTENDANCE:** 75,707

The Denver Broncos matched their longest losing streak (six games) in 27 years after losing to the Cincinnati Bengals by a score of 20-17 at Sports Authority Field at Mile High.

The Broncos out-gained the Bengals 341-190, but two take-aways by Cincinnati—a 101-yard interception return by cornerback Dre Kirkpatrick and a fumble recovery by safety Shawn Williams—netted 13 points for the visiting team.

Cincinnati quarterback Andy Dalton completed 15-of-25 (60.0%) passes for just 154 yards, but his three touchdowns helped the Bengals end their two-game losing streak to the Broncos.

After Denver blocked a punt in Bengals territory, Denver quarterback Brock Osweiler drove the offense near the goal line before being intercepted by Kirkpatrick in the end zone.

Kirkpatrick took the interception 101 yards the other way but fumbled before crossing the goal line.

Cincinnati still capitalized on the turnover with a touchdown pass from Dalton to tight end Tyler Kroft from one yard out. Kicker Randy Bullock missed the extra point attempt, putting the Bengals up 6-0.

Denver responded with a 14-play, 75-yard drive that resulted in a 3-yard touchdown rush by running back C.J. Anderson to go up 7-6.

On the ensuing drive, on third-and 4 on the Broncos' 29-yard line, Dalton passed the ball deep to wide receiver Alex Erickson for a touchdown and a 13-7 lead.

Denver had a chance to tack on three more points before half-time but kicker Brandon McManus' 61-yard field goal attempt was blocked as time expired in the first half.

The Broncos cut the Bengals' lead to three, 13-10, in the third quarter after McManus connected on a 45-yard field goal.

At the start of the fourth quarter, the Broncos were executing a promising scoring drive before Anderson fumbled the ball, forced by linebacker Vontaze Burfict and recovered by Williams at Denver's 44-yard line.

Dalton again made the most of the turnover, throwing a 17-yard-touchdown pass to wide receiver A.J. Green to put Cincinnati up 20-10.

On the next possession, Denver's offense answered back with a 75-play scoring drive. The Broncos pulled within 20-17 on Osweiler's 17-yard touchdown pass to wide receiver Demaryius Thomas with 5:05 remaining.

Denver stopped Cincinnati on the next series and took over at its own 20-yard line following the two-minute warning.

A sack by Bengals defensive end Carlos Dunlap on second down put Denver behind the sticks. Osweiler's short pass to wide receiver Emmanuel Sanders on fourth down fell incomplete and sealed the Bengals' first win in Denver since 1975.

OFFICIALS:

Referee — Craig Wrolstad (4); **Umpire** — Barry Anderson (20); **Head Linesman** — Mark Hittner (28); **Line Judge** — Julian Mapp (10); **Side Judge** — Jeff Lamberth (21); **Field Judge** — Steve Zimmer (33); **Back Judge** — Lee Dyer (27); **Replay** — Larry Nemmers

DENVER BRONCOS

OFFENSE		DEFENSE	
TE 86	A. Traylor	DE 95	D. Wolfe
WR 88	D. Thomas	NT 94	D. Peko Sr.
LT 72	G. Bolles	CB 29	B. Roby
LG 76	M. Garcia	SLB 56	S. Ray
C 61	M. Paradis	WLB 58	V. Miller
RG 65	R. Leary	ILB 54	B. Marshall
RT 73	A. Barbre	ILB 51	T. Davis
TE 85	V. Green	LCB 21	A. Talib
RB 22	C. Anderson	RCB 25	C. Harris Jr.
QB 17	B. Osweiler	SS 31	J. Simmons
FB 32	A. Janovich	FS 26	D. Stewart

BRONCOS SUBSTITUTIONS: K 8 B.McManus, P 9 R.Dixon, WR 10 E.Sanders, WR 14 C.Latimer, WR 16 B.Fowler, S 20 J.Carter, RB 23 D.Booker, CB 27 B.Langley, RB 28 J.Charles, S 34 W.Parks, ILB 41 J.Garcia-Williams, LS 42 C.Kreiter, LB 43 J.Jones, OLB 48 S.Barrett, ILB 50 Z.Anderson, LB 53 D.Mount, G/C 60 C.McGovern, T 68 E.Wilkinson, WR 87 J.Taylor, DE 92 Z.Kerr, DE 96 S.Harris, DE 99 A.Gotsis. **DID NOT PLAY:** QB 12 P.Lynch, T 71 D.Stephenson. **INACTIVE:** QB 13 T.Siemian, RB 33 D.Henderson, CB 37 L.Doss, DE 57 D.Walker, T 79 C.Kouandjio, TE 82 J.Heuerman, WR 84 I.McKenzie.

CINCINNATI BENGALS

OFFENSE		DEFENSE	
WR 18	A. Green	LDE 96	C. Dunlap
LT 70	C. Ogbuehi	NT 99	A. Billings
LG 65	C. Boling	DT 97	G. Atkins
C 61	R. Bodine	RDE 90	M. Johnson
RG 66	T. Hopkins	SLB 59	N. Vigil
RT 71	A. Smith	MLB 57	V. Rey
TE 81	T. Kroft	WLB 55	V. Burfict
WR 80	J. Malone	LCB 27	D. Kirkpatrick
WR 11	B. LaFell	RCB 21	D. Dennard
QB 14	A. Dalton	SS 36	S. Williams
HB 28	J. Mixon	FS 43	G. Iloka

BENGALS SUBSTITUTIONS: K 4 R.Bullock, P 10 K.Huber, WR 12 A.Erickson, WR 16 C.Core, CB 20 K.Russell, RB 23 B.Hill, HB 25 G.Bernard, CB 26 J.Shaw, DB 40 B.Wilson, S 42 C.Fejedehead, LS 46 C.Harris, LB 50 J.Evans, LB 56 H.Nickerson, LB 58 C.Lawson, C 60 T.Johnson, T 73 E.Winston, DE 75 J.Willis, H-B 82 C.Arter, WR 83 T.Boyd, TE 87 C.Uzomah, H-B 89 R.Hewitt, DE 94 C.Smith, DT 98 R.Glasgow. **DID NOT PLAY:** QB 5 A.McCarron. **INACTIVE:** WR 15 J.Ross, CB 22 W.Jackson, DB 24 A.Jones, LB 51 K.Minter, G 62 A.Redmond, G 63 C.Westerman, DT 68 J.Tupou.

		1	2	3	4	OT	TOTAL	FIELD GOALS (made () & missed)	
VISITOR	Cincinnati Bengals	6	7	0	7	0	20		
HOME	Denver Broncos	7	0	3	7	0	17	B. McManus 61B (45)	
Team	Qtr	Clock Time	PLAY DESCRIPTION (Extra Point) (Drive Info)					SCORE	
BENGALS	1	7:06	T.Kroft 1 yd. pass from A.Dalton (kick failed, w/) (3-1, 1:17)					6	0
BRONCOS	1	0:41	C.Anderson 3 yd. run (B.McManus kick) (14-75, 6:25)					6	7
BENGALS	2	12:55	A.Erickson 29 yd. pass from A.Dalton (R.Bullock kick) (7-75, 2:46)					13	7
BRONCOS	3	4:54	B.McManus 45 yd. Field Goal (7-17, 2:14)					13	10
BENGALS	4	8:56	A.Green 18 yd. pass from A.Dalton (R.Bullock kick) (6-44, 3:17)					20	10
BRONCOS	4	5:05	D. Thomas 17 yd. pass from B.Osweiler (B.McManus kick) (10-75, 3:51)					20	17

FINAL INDIVIDUAL STATISTICS																					
Cincinnati Bengals										Denver Broncos											
RUSHING	ATT	YDS	AVG	LG	TD					RUSHING	ATT	YDS	AVG	LG	TD						
J. Mixon	20	49	2.5	8	0					D. Booker	14	44	3.1	8	0						
A. Dalton	3	4	1.3	6	0					C. Anderson	13	37	2.8	7	1						
G. Bernard	3	-4	-1.3	4	0					B. Osweiler	4	24	6.0	12	0						
										J. Charles	3	7	2.3	3	0						
TOTAL	26	49	1.9	8	0					TOTAL	34	112	3.3	12	1						
PASSING	ATT	CMP	YDS	TD	LG	IN	Rtg.					PASSING	ATT	CMP	YDS	TD	LG	IN	Rtg.		
A. Dalton	25	15	154	2/13	3	29	0	117.3					B. Osweiler	42	23	254	3/25	1	21	1	70.9
TOTAL	25	15	154	2/13	3	29	0	117.3					TOTAL	42	23	254	3/25	1	21	1	70.9
PASS RECEIVING	NO	YDS	AVG	LG	TD					PASS RECEIVING	NO	YDS	AVG	LG	TD						
A. Green	4	50	12.5	18	1					D. Thomas	5	64	12.8	17	1						
B. LaFell	3	37	12.3	29	0					D. Booker	5	54	10.8	21	0						
A. Erickson	2	42	21.0	29	1					A. Traylor	4	36	9.0	13	0						
T. Croft	2	12	6.0	11	1					C. Anderson	2	19	9.5	13	0						
J. Mixon	2	0	0.0	1	0					E. Sanders	2	15	7.5	10	0						
G. Bernard	1	8	8.0	8	0					V. Green	2	13	6.5	8	0						
T. Boyd	1	5	5.0	5	0					C. Latimer	1	21	21.0	21	0						
										B.Fowler	1	18	18.0	18	0						
										J. Taylor	1	14	14.0	14	0						
TOTAL		15	154	10.3	29	3					TOTAL		23	254	11.0	21	1				
INTERCEPTIONS	NO	YDS	AVG	LG	TD					INTERCEPTIONS	NO	YDS	AVG	LG	TD						
D. Kirkpatrick	1	101	101.0	101	0																
TOTAL	1	101	101.0	101	0					TOTAL	0	0	0.0	—	0						
PUNTING	NO	YDS	AVG	NET	TB	IN20	LG					PUNTING	NO	YDS	AVG	NET	TB	IN20	LG		
K. Huber	7	318	45.4	35.6	1	2	58					R. Dixon	5	222	44.4	43.6	0	4	46		
[BLOCKED]	1	0	0.0	0	0	0	0														
TOTAL	8	318	39.8	35.6	1	2	58					TOTAL	5	222	44.4	43.6	0	4	46		
PUNT RETURNS	NO	YDS	AVG	FC	LG	TD					PUNT RETURNS	NO	YDS	AVG	FC	LG	TD				
A. Erickson	1	4	4.0	3	4	0					E. Sanders	2	-2	-1.0	0	3	0				
											J. Taylor	1	15	15.0	2	15	0				
RETURNS	1	4	4.0	3	4	0					RETURNS	3	13	4.3	2	15	0				
KICKOFF RETURNS	NO	YDS	AVG	FC	LG	TD					KICKOFF RETURNS	NO	YDS	AVG	FC	LG	TD				
RETURNS	0	0	0.0	0	—	0					RETURNS	0	0	0.0	0	—	0				
Cincinnati Bengals	Own	Opp.	Out					Denver Broncos	Own	Opp.	Out										
FUMBLES	Fum	Lost	Rec.	Yds	TD	FF	Rec.	Yds	TD	Bnds	FUMBLES	Fum	Lost	Rec.	Yds	TD	Bnds				
A. Erickson	1	0	1	0	0	0	0	0	0	0	C. Anderson	1	1	0	0	0	0	0			
D. Kirkpatrick	1	0	1	0	0	0	0	0	0	0	A. Talib	0	0	0	0	1	0	0			
V. Burfitt	0	0	0	0	0	1	0	0	0	0											
S. Williams	0	0	0	0	0	0	1	0	0	0											
TOTAL	2	0	2	0	0	1	1	0	0	0	TOTAL	1	1	0	0	0	1	0	0		

FINAL TEAM STATISTICS																			
BENGALS										BRONCOS									
TOTAL FIRST DOWNS										12									
By Rushing										5									
By Passing										15									
By Penalty										0									
THIRD DOWN EFFICIENCY										7-15-47%									
FOURTH DOWN EFFICIENCY										12-21-57%									
TOTAL NET YARDS										190									
Total Offensive Plays (inc. times thrown passing)										53									
Average gain per offensive play										3.6									
NET YARDS RUSHING										49									
Total Rushing Plays										26									
Average gain per rushing play										1.9									
Tackles for a loss-number and yards										6-14									
NET YARDS PASSING										141									
Times thrown - yards lost attempting to pass										2-13									
Gross yards passing										154									
PASS ATTEMPTS-COMPLETIONS-HAD INTERCEPTED										25-15-0									
Avg gain per pass play (inc.# thrown passing)										5.2									
KICKOFFS Number-In End Zone-Touchbacks										4-4-4									
PUNTS Number and Average										8-39.8									
Had Blocked										1									
FGs - PATs Had Blocked										0-0									
Net Punting Average										35.6									
TOTAL RETURN YARDAGE (Not Including Kickoffs)										105									
No. and Yards Punt Returns										1-4									
No. and Yards Kickoff Returns										0-0									
No. and Yards Interception Returns										1-101									
PENALTIES Number and Yards										3-14									
FUMBLES Number and Lost										FUMBLES Number and Lost									
Rushing			0							Rushing			1						
Passing			3							Passing			3						
EXTRA POINTS Made-Attempts										2-3									
Kicking Made-Attempts										2-3									
FIELD GOALS Made-Attempts										0-0									
RED ZONE EFFICIENCY										2-3-67%									
GOAL TO GO EFFICIENCY										1-1-100%									
SAFETIES										0									
FINAL SCORE										20									
TIME OF POSSESSION										24:49									
										35:11									

BRONCOS DEFENSIVE STATISTICS																			
(Press Box Totals)																			
PLAYER	UT	A	TT	S-YDS	I-YDS	PD	FF	FR	FR	PLAYER	UT	A	TT	S-YDS	I-YDS	PD	FF	FR	FR
D. Peko Sr.	5	1	6	0-0	0-0	0	0	0	0	V. Miller	2	0	2	0-0	0-0	1	0	0	0
D. Wolfe	5	0	5	1-5	0-0	0	0	0	0	A. Goetsis	1	1	2	0-0	0-0	2	0	0	0
J. Simmons	5	0	5	0-0	0-0	0	0	0	0	S. Garrett	1	0	1	0-0	0-0	0	0	0	0
T. Davis	3	2	5	0-0	0-0	0	0	0	0	S. Harris	1	0	1	0-0	0-0	0	0	0	0
A. Talib	4	0	4	0-0	0-0	1	1	0	0	D. Stewart	1	0	1	0-0	0-0	0	0	0	0
B. Marshall	3	0	3	0-0	0-0	0	0	0	0	C. Harris Jr.	1	0	1	0-0	0-0	0	0	0	0
W. Parks	1	2	3	0-0	0-0	0	0	0	0	B. Roby	0	1	1	0-0	0-0	1	0	0	0
S. Ray	2	0	2	1-8	0-0	0	0	0	0	TEAM TOTALS	35	7	42	2-13	0-0	5	1	0	0



Oakland 21, Denver 14

Sunday, Nov. 26, 2017 • 1:25 p.m. PST • Oakland-Alameda County Coliseum • Oakland, Calif.

WEATHER: Cloudy, 61°, Wind S 13 mph • TIME: 3:09 • ATTENDANCE: 53,930

The Denver Broncos lost their seventh consecutive game with a 21-14 loss to the Oakland Raiders at Oakland-Alameda Coliseum to match their longest losing streak in three years.

Quarterback Paxton Lynch made his first start of the season but was unable to get the Broncos' offense going. Denver totaled just 66 yards of offense through three quarters while the Broncos fell behind by three touchdowns.

After Lynch injured his ankle late in the third quarter, Trevor Siemian entered the game and led the Broncos on a pair of touchdown drives to nearly bring Denver back.

The game got off to a contentious start three minutes into action after three players were ejected during an altercation. Broncos cornerback Aqib Talib was disqualified from the game along with Raiders wide receiver Michael Crabtree and guard Gabe Jackson.

With the game still scoreless late in the first quarter, Denver outside linebacker Shaquil Barrett recovered his own strip-sack of Oakland quarterback Derek Carr at the Raiders' 24-yard line.

For the second consecutive week, the Broncos failed to capitalize on a takeaway in opponent territory by throwing an interception in the end zone. The interception by Raiders linebacker NaVorro Bowman was Oakland's first of the season.

The Raiders took advantage of the turnover with an 8-play, 80-yard drive that ended in a 9-yard touchdown pass from Carr to wide receiver Amari Cooper. The scoring pass was thrown against Talib's replacement, rookie cornerback Brendan Langley.

A Broncos three-and-out gave Oakland the ball near midfield on its next possession. A controversial unnecessary roughness penalty on Oakland safety Darian Stewart put the Raiders in scoring position on the 11-yard line.

On third down, Oakland running back Marshawn Lynch found a gap and ran for a 1-yard touchdown to give the Raiders a 14-0 lead at the half.

On its first drive of the third quarter, Oakland tacked on another touchdown when Carr found running back Jalen Richard in the end zone for a 6-yard touchdown pass.

On the ensuing drive, Siemian took over for the injured Lynch. After a three-and-out on his first possession, he led touchdown drives of 93 and 75 yards, tossing scoring passes to wide receivers Cody Latimer (25 yds.) and Bennie Fowler (22 yds.).

With 2:39 remaining in the game and a pair of timeouts remaining, the Broncos kicked off deep to Oakland in hopes of getting the ball back for their offense.

Denver stopped Oakland on consecutive runs before Carr's desperation heave on third-and-9 landed in the arms of wide receiver Cordarrelle Patterson, who sealed the victory for the Raiders with a 54-yard gain.

OFFICIALS:

Referee — Walt Anderson (66); **Umpire** — Carl Paganelli (124); **Head Linesman** — Jerod Phillips (6); **Line Judge** — Byron Boston (18); **Side Judge** — Laird Hayes (125); **Field Judge** — John Jenkins (117); **Back Judge** — Gregory Wilson (119); **Replay** — Billy Smith

DENVER BRONCOS

OFFENSE

TE 85 V. Green
WR 88 D. Thomas
LT 72 G. Bolles
LG 76 M. Garcia
C 61 M. Paradis
RG 65 R. Leary
RT 73 A. Barbre
WR 10 E. Sanders
RB 22 C. Anderson
QB 12 P. Lynch
FB 32 A. Janovich

DEFENSE

DE 95 D. Wolfe
DE 94 D. Peko Sr.
SLB 48 S. Barrett
WLB 58 V. Miller
ILB 54 B. Marshall
ILB 51 T. Davis
DB 29 B. Roby
LCB 21 A. Talib
RCB 25 C. Harris Jr.
SS 31 J. Simmons
FS 26 D. Stewart

BRONCOS SUBSTITUTIONS: K 8 B.McManus, P 9 R.Dixon, QB 13 T.Siemian, WR 14 C.Latimer, WR 16 B.Fowler, S 20 J.Carter, RB 23 D.Booker, CB 27 B.Langley, RB 28 J.Charles, S 34 W.Parks, ILB 41 J.Garcia-Williams, LS 42 C.Kreiter, LB 43 J.Jones, ILB 50 Z.Anderson, LB 53 D.Mount, OLB 56 S.Ray, G/C 60 C.McGovern, T 68 E.Wilkinson, TE 86 A.Traylor, WR 87 J.Taylor, DE 92 Z.Kerr, DE 96 S.Harris, DE 99 A.Gotsis. **DID NOT PLAY:** T 71 D.Stephenson. **INACTIVE:** QB 17 B.Osweller, RB 33 D.Henderson, DE 57 D.Walker, T 79 C.Kouandjio, TE 82 J.Heurman, WR 84 I.McKenzie, DT 90 K.Peko.

OAKLAND RAIDERS

OFFENSE

WR 15 M. Crabtree
LT 72 D. Penn
LG 70 K. Osemele
C 61 R. Hudson
RG 66 G. Jackson
RT 73 M. Newhouse
TE 87 J. Cook
WR 89 A. Cooper
QB 4 D. Carr
RB 24 M. Lynch
WR 10 S. Roberts

DEFENSE

DE 97 M. Edwards
DT 94 E. Vanderdoes
NT 78 J. Ellis
DE 52 K. Mack
SLB 51 B. Irvin
ILB 53 N. Bowman
WLB 57 C. James
LCB 21 S. Smith
RCB 38 T. Carrie
FS 27 R. Nelson
SS 42 K. Joseph

RAIDERS SUBSTITUTIONS: K 2 G.Tavecchio, P 7 M.King, WR 16 J.Holton, S 20 O.Melifonwu, CB 23 D.McDonald, S 26 S.Luani, RB 30 J.Richard, RB 33 D.Washington, DB 39 K.McGill, S 41 E.Harris, LB/DE 47 J.Cowser, FB/RB 49 J.Olawale, LB 50 N.Morrow, LB 55 M.Lee, LB 56 X.Woodson-Luster, LS 59 J.Condo, G/T 74 V.Alexander, G/C 76 J.Feliciano, WR 84 C.Patterson, TE 86 L.Smith, TE 88 C.Walford, DT 90 T.Hester, DL 96 D.Autry. **DID NOT PLAY:** QB 3 E.Manuel. **INACTIVE:** QB 18 C.Cook, CB 29 D.Amerson, T 69 J.Ware, T 71 D.Sharpe, DT 75 D.Latham, LB 91 S.Calhoun, DE 95 J.Ward.

		1	2	3	4	OT	TOTAL
VISITOR	Denver Broncos	0	0	0	14	0	14
HOME	Oakland Raiders	0	14	7	0	0	21

FIELD GOALS (made () & missed)

Team	Qtr	Clock Time	PLAY DESCRIPTION (Extra Point) (Drive Info)	SCORE Visitor	Home
RAIDERS	2	8:45	A.Cooper 9 yd. pass from D.Carr (G.Tavecchio kick) (8-80, 5:21)	0	7
RAIDERS	2	2:49	M.Lynch 1 yd. run (G.Tavecchio kick) (8-52, 4:00)	0	14
RAIDERS	3	6:22	J.Richard 6 yd. pass from D.Carr (G.Tavecchio kick) (7-66, 4:46)	0	21
BRONCOS	4	10:21	C.Latimer 25 yd. pass from T.Siemian (B.McManus kick) (10-93, 3:48)	7	21
BRONCOS	4	2:39	B.Fowler 22 yd. pass from T.Siemian (B.McManus kick) (12-75, 3:07)	14	21

FINAL INDIVIDUAL STATISTICS																					
Oakland Raiders										Denver Broncos											
RUSHING	ATT	YDS	AVG	LG	TD					RUSHING	ATT	YDS	AVG	LG	TD						
M. Lynch	26	67	2.6	7	1					P. Lynch	2	17	8.5	11	0						
D. Washington	6	23	3.8	11	0					C. Anderson	5	12	2.4	4	0						
J. Richard	2	17	8.5	9	0					D. Booker	6	11	1.8	4	0						
D. Carr	3	-3	-1.0	-1	0					T. Siemian	2	9	4.5	5	0						
										A. Janovich	1	4	4.0	4	0						
										J. Charles	1	3	3.0	3	0						
TOTAL	37	104	2.8	11	1					TOTAL	17	56	3.3	11	0						
PASSING	ATT	CMP	YDS	TD	LG	IN	Rtg.					PASSING	ATT	CMP	YDS	TD	LG	IN	Rtg.		
D. Carr	24	18	253	2/9	2	54	0	136.3					T. Siemian	21	11	149	1/7	2	34	0	107.0
													P. Lynch	14	9	41	4/23	0	19	1	38.4
TOTAL	24	18	253	2/9	2	54	0	136.3					TOTAL	35	20	190	5/30	2	34	1	79.5
PASS RECEIVING	NO	YDS	AVG	LG	TD					PASS RECEIVING	NO	YDS	AVG	LG	TD						
C. Patterson	3	72	24.0	54	0					D. Thomas	5	18	3.6	6	0						
M. Lynch	3	44	14.7	26	0					C. Latimer	3	48	16.0	25	1						
D. Washington	3	23	7.7	15	0					B. Fowler	3	33	11.0	22	1						
J. Holton	2	53	26.5	47	0					E. Sanders	3	12	4.0	10	0						
S. Roberts	2	26	13.0	20	0					D. Booker	2	22	11.0	19	0						
J. Richard	2	13	6.5	7	1					J. Charles	2	7	3.5	11	0						
L. Smith	1	12	12.0	12	0					A. Traylor	1	34	34.0	34	0						
A. Cooper	1	9	9.0	9	1					V. Green	1	16	16.0	16	0						
J. Cook	1	1	1.0	1	0																
TOTAL	18	253	14.1	54	2					TOTAL	20	190	9.5	34	2						
INTERCEPTIONS	NO	YDS	AVG	LG	TD					INTERCEPTIONS	NO	YDS	AVG	LG	TD						
N. Bowman	1	0	0.0	0	0																
TOTAL	1	0	0.0	0	0					TOTAL	0	0	0.0	—	0						
PUNTING	NO	YDS	AVG	NET	TB	IN20	LG					PUNTING	NO	YDS	AVG	NET	TB	IN20	LG		
M. King	6	361	43.5	42.2	0	4	56					R. Dixon	8	362	45.3	42.1	0	0	58		
TOTAL	6	361	43.5	42.2	0	4	56					TOTAL	8	362	45.3	42.1	0	0	58		
PUNT RETURNS	NO	YDS	AVG	FC	LG	TD					PUNT RETURNS	NO	YDS	AVG	FC	LG	TD				
J. Richard	4	25	6.3	0	10	0					J. Taylor	1	8	8.0	4	8	0				
T. Carrie	0	0	0.0	1	0	0															
RETURNS	4	25	6.3	1	10	0					RETURNS	1	8	8.0	4	8	0				
KICKOFF RETURNS	NO	YDS	AVG	FC	LG	TD					KICKOFF RETURNS	NO	YDS	AVG	FC	LG	TD				
C. Patterson	1	5	5.0	0	5	0					D.Booker	1	14	14.0	0	14	0				
RETURNS	1	5	5.0	0	5	0					RETURNS	1	14	14.0	0	14	0				
Oakland Raiders										Denver Broncos											
			Own		Opp.		Out						Own		Opp.		Out				
FUMBLES	Fum	Lost	Rec.	Yds	TD	FF	Rec.	Yds	TD	Bnds	FUMBLES	Fum	Lost	Rec.	Yds	TD	FF	Rec.	Yds	TD	Bnds
D. Carr	1	1	0	0	0	0	0	0	0	0	P. Lynch	1	0	1	0	0	0	0	0	0	0
B. Irvin	0	0	0	0	0	1	0	0	0	0	S. Barrett	0	0	0	0	1	1	0	0	0	0
TOTAL	1	1	0	0	0	1	0	0	0	0	TOTAL	1	0	1	0	0	1	1	0	0	0
FINAL TEAM STATISTICS																					
RAIDERS											BRONCOS										
TOTAL FIRST DOWNS											21										
By Rushing											6										
By Passing											10										
By Penalty											5										
THIRD DOWN EFFICIENCY											5-13-38%										
FOURTH DOWN EFFICIENCY											0-0-0%										
TOTAL NET YARDS											348										
Total Offensive Plays (inc. times thrown passing)											63										
Average gain per offensive play											5.5										
NET YARDS RUSHING											104										
Total Rushing Plays											37										
Average gain per rushing play											2.8										
Tackles for a loss-number and yards											5-9										
NET YARDS PASSING											244										
Times thrown - yards lost attempting to pass											2-9										
Gross yards passing											253										
PASS ATTEMPTS-COMPLETIONS-HAD INTERCEPTED											24-18-0										
Avg gain per pass play (inc.# thrown passing)											9.4										
KICKOFFS Number-In End Zone-Touchbacks											4-3-3										
PUNTS Number and Average											6-43.5										
Had Blocked											0										
FGs - PATs Had Blocked											0-0										
Net Punting Average											42.2										
TOTAL RETURN YARDAGE (Not Including Kickoffs)											25										
No. and Yards Punt Returns											4-25										
No. and Yards Kickoff Returns											1-5										
No. and Yards Interception Returns											1-0										
PENALTIES Number and Yards											7-68										
FUMBLES Number and Lost											1-1										
TOUCHDOWNS											3										
Rushing											1										
Passing											2										
EXTRA POINTS Made-Attempts											3-3										
Kicking Made-Attempts											3-3										
FIELD GOALS Made-Attempts											0-1										
RED ZONE EFFICIENCY											3-4-75%										
GOAL TO GO EFFICIENCY											2-2-100%										
SAFETIES											0										
FINAL SCORE											21										
TIME OF POSSESSION											35:54										
											14										
											24:06										
BRONCOS DEFENSIVE STATISTICS																					
(Press Box Totals)																					
PLAYER	UT	A	TT	S-YDS	I-YDS	PD	FF	FR	PLAYER	UT	A	TT	S-YDS	I-YDS	PD	FF	FR				
T. Davis	3	5	8	0-0	0-0	0	0	0	W. Parks	2	1	3	0-0	0-0	0	0	0				
B. Marshall	3	4	7	0-0	0-0	0	0	0	S. Harris	1	2	3	0.5-2	0-0	0	0	0				
D. Stewart	5	1	6	0-0	0-0	0	0	0	S. Barrett	2	0	2	1-5	0-0	0	1	1				
V. Miller	4	2	6	0.5-2	0-0	0	0	0	S. Ray	1	1	2	0-0	0-0	0	0	0				
D. Peko Sr.	2	4	6	0-0	0-0	0	0	0	B. Langley	1	0	1	0-0	0-0	0	0	0				
Z. Kerr	5	0	5	0-0	0-0	0	0	0	Z. Anderson	0	1	1	0-0	0-0	0	0	0				
J. Simmons	3	2	5	0-0	0-0	0	0	0	D. Wolfe	0	1	1	0-0	0-0	0	0	0				
B. Roby	3	0	3	0-0	0-0	1	0	0	TEAM TOTALS	37	25	62	2-9	0-0	1	1	1				
C. Harris Jr.	2	1	3	0-0	0-0	0	0	0													



Miami 35, Denver 9

Sunday, Dec. 3, 2017 • 1:02 p.m. EST • Hard Rock Stadium • Miami Gardens, Fla.

WEATHER: Cloudy, 80°, Wind NE 11 mph • TIME: 3:20 • ATTENDANCE: 65,092

The Denver Broncos were defeated by the Miami Dolphins, 35-9, at Hard Rock Stadium to mark their eighth loss in a row.

Three turnovers, a blocked punt and two safeties were too much for the Broncos to overcome as they fell to 3-9 on the season.

Denver's defense totaled a season-high three takeaways and scored the team's only touchdown of the day with a 65-yard interception return for a touchdown by safety Justin Simmons.

After a tight first quarter, the Dolphins scored 14 points in a seven-second span to seize control of the game.

The first quarter remained scoreless until just under the five minute mark when Broncos center Matt Paradis snapped the ball above quarterback Trevor Siemian's head inside the goal line, causing Siemian to fumble and allow the Dolphins to take a 2-0 lead on a safety.

After forcing a three-and-out, the Broncos' next drive resulted in a 31-yard field goal by kicker Brandon McManus to give Denver a brief 3-2 lead.

Miami responded with a 9-play, 75-yard scoring drive that was capped by a 9-yard touchdown pass from Dolphins quarterback Jay Cutler to tight end Julius Thomas.

On the next play from scrimmage, Siemian's pass intended for wide receiver Demaryius Thomas was intercepted by Miami cornerback Xavier Howard and returned 30 yards for a touchdown, making the score 16-3 at the half.

The Dolphins continued their scoring streak at the start of the third quarter with a 37-yard field goal by kicker Cody Parkey.

On the following possession, the Broncos' punt on fourth-and-19 was blocked by defensive end Terrence Fede and recovered by safety Michael Thomas to put Miami in scoring position inside Denver's 35-yard line.

Denver answered back when cornerback Bradley Roby forced and recovered a fumble by Dolphins wide receiver Kenny Stills.

After another Denver three-and-out, Miami had the ball near mid-field when Cutler's third-down pass was intercepted by Simmons and returned 65 yards for a touchdown.

Denver attempted a two-point conversion to pull within one score but Siemian's pass fell incomplete and Miami remained on top 19-9.

The Dolphins scored touchdowns on their next two possessions—a 42-yard touchdown run from running back Kenyan Drake and a 23-yard touchdown reception from wide receiver Kenny Stills following another Broncos interception.

Miami capped its scoring after Broncos wide receiver Isaiah McKenzie fumbled the ball in the end zone for the second safety of the game. With the 35-9 win, Miami improved to 8-1 all-time against Denver at home.

OFFICIALS:

Referee — Carl Cheffers (51); **Umpire** — Clay Martin (19); **Head Linesman** — Thomas Symonette (100); **Line Judge** — Kent Payne (79); **Side Judge** — Brad Freeman (88); **Field Judge** — Merrill Robinson (31); **Back Judge** — Jim Quirk (5); **Replay** — Charles Stewart

DENVER BRONCOS

OFFENSE

WR 88	D. Thomas
LT 72	G. Bolles
LG 76	M. Garcia
C 61	M. Paradis
RG 60	C. McGovern
RT 71	D. Stephenson
TE 85	V. Green
WR 10	E. Sanders
RB 22	C. Anderson
QB 13	T. Siemian
WR 14	C. Latimer

DEFENSE

DE 96	S. Harris
DE 99	A. Gotsis
SLB 56	S. Ray
WLB 58	V. Miller
ILB 51	T. Davis
ILB 54	B. Marshall
LCB 29	B. Roby
RCB 25	C. Harris Jr.
DB 34	W. Parks
FS 26	D. Stewart
SS 31	J. Simmons

BRONCOS SUBSTITUTIONS: K 8 B.McManus, P 9 R.Dixon, WR 16 B.Fowler, S 20 J.Carter, RB 23 D.Booker, CB 27 B.Langley, RB 28 J.Charles, FB 32 A.Janovich, CB 38 M.Rios, ILB 41 J.Garcia-Williams, LS 42 C.Kreiter, ILB 43 J.Jones, OLB 48 S.Barrett, ILB 50 Z.Anderson, OLB 53 D.Mount, DE 57 D.Walker, T 68 E.Wilkinson, G 73 A.Barbre, TE 82 J.Heuerman, WR 84 I.McKenzie, TE 86 A.Traylor, NT 90 K.Peko, DE 92 Z.Kerr. **DID NOT PLAY:** QB 17 B. Osweiler. **INACTIVE:** QB 12 P.Lynch, RB 33 D.Henderson, G 65 R.Leary, T 79 C.Kouandjio, WR 87 J.Taylor, NT 94 D.Peko, DE 95 D.Wolfe.

MIAMI DOLPHINS

OFFENSE

WR 10	K. Stills
LT 67	L. Tunsil
LG 62	T. Larsen
C 51	M. Pouncey
RG 77	J. Davis
RT 79	S. Young
TE 89	J. Thomas
QB 6	J. Cutler
RB 32	K. Drake
WR 14	J. Landry
WR 11	D. Parker

DEFENSE

DE 50	A. Branch
DT 93	N. Suh
DT 97	J. Phillips
DE 91	C. Wake
LB 47	K. Alonso
LB 94	L. Timmons
DB 28	B. McCain
CB 30	C. Tankersley
CB 25	X. Howard
S 20	R. Jones
S 22	T. McDonald

DOLPHINS SUBSTITUTIONS: K 1 C.Parkey, QB 9 D.Fales, P 16 M.Haack, WR 19 J.Grant, CB/S 21 J.Lucas, S 31 M.Thomas, RB 34 S.Perry, CB/S 35 W.Aikens, RB 38 D.Smith, CB 42 A.Verner, LB 44 S.Anthony, LB 45 M.Hull, LB 46 N.Hewitt, TE 48 M.Gray, LB 59 C.Allen, C 64 J.Brendel, T 71 Z.Sterup, DE 75 C.Malveaux, DE 78 T.Fede, TE 80 A.Fasano, WR 88 L.Carroo, DE 90 C.Harris, LS 92 J.Denney, DT 96 V.Taylor. **INACTIVE:** QB 8 M.Moore, RB 26 D.Williams, CB 33 T.McTyler, DT 56 D.Godchaux, G 68 I.Asiata, G/T 74 J.Bushrod, TE 85 A.Derby.

		1	2	3	4	OT	TOTAL
VISITOR	Denver Broncos	0	3	6	0	0	9
HOME	Miami Dolphins	2	14	10	9	0	35

FIELD GOALS (made () & missed)

B. McManus (31)
C. Parkey (37)

Team	Qtr	Clock Time	PLAY DESCRIPTION (Extra Point) (Drive Info)	SCORE Visitor Home
DOLPHINS	1	3:07	M.Paradis fumble out of bounds in end zone for a Safety	0 2
BRONCOS	2	13:28	B.McManus 31 yd. Field Goal (7-67, 2:57)	3 2
DOLPHINS	2	9:39	J.Thomas 9 yd. pass from J.Cutler (C.Parkey kick) (9-75, 3:49)	3 9
DOLPHINS	2	9:32	X.Howard 30 yd. interception return (C.Parkey kick)	3 16
DOLPHINS	3	10:32	C.Parkey 37 yd. Field Goal (5-28, 2:45)	3 19
BRONCOS	3	4:56	J.Simmons 65 yd. interception return (pass failed)	9 19
DOLPHINS	3	2:54	K.Drake 42 yd. run (C.Parkey kick) (4-61, 2:02)	9 26
DOLPHINS	4	10:21	K.Stills 23 yd. pass from J.Cutler (C.Parkey kick) (1-23, 0:06)	9 33
DOLPHINS	4	8:49	I.McKenzie tackled in end zone by S.Perry for a Safety	9 35

Denver Broncos

FINAL TEAM STATISTICS

BRONCOS DEFENSIVE STATISTICS

(Press Box Totals)

253



Denver 23, N.Y. Jets 0

Sunday, Dec. 10, 2017 • 2:05 p.m. MST • Sports Authority Field at Mile High • Denver

WEATHER: Sunny, 60°, Wind N 3 mph • TIME: 2:45 • ATTENDANCE: 75,518

The Denver Broncos snapped their eight-game losing streak and earned their first shutout in 12 years by defeating the New York Jets by a score of 23-0 at Sports Authority Field at Mile High. Denver held New York to 100 total yards (59 rushing, 41 passing) to represent the sixth fewest yards allowed in team history.

The Broncos' defense also recorded two key takeaways—a strip-sack by linebacker Brandon Marshall and an interception by safety Darian Stewart—that helped Denver earn its 32nd consecutive victory when winning the turnover battle.

Wide receiver Demaryius Thomas hauled in eight receptions for 93 yards and a touchdown to help power Denver's efficient and mistake-free offense. Quarterback Trevor Siemian complete 19-of-31 passes (61.3%) for 200 yards with one touchdown to improve to 9-3 at home as a starter.

Denver began the game with a 12-play drive that resulted in a 31-yard field goal by kicker Brandon McManus to put the Broncos on the board 3-0.

On the ensuing drive, Marshall sacked Jets quarterback Josh McCown on third-and-11, causing a fumble that was recovered by defensive end Adam Gotsis at the Jets' 24-yard line.

Siemian took advantage of the field position and found wide receiver Demaryius Thomas in the end zone for a 20-yard touchdown pass to make the score 10-0.

At the start of the second quarter, a promising scoring threat from the Jets was ruined when McCown threw an interception to Stewart, who ran the ball back 24 yards to put the Broncos on their own 39-yard line.

A pair of three-and-outs from each team followed the turnover, but the Broncos would tack on 53-yard field goal to take a 13-0 lead into the break.

The Broncos mounted a 13-play, 68-yard touchdown drive to start the third quarter. The scoring drive, which was capped off by a 1-yard touchdown run from fullback Andy Janovich, put the Broncos on top 20-0.

After knocking McCown out of the game with a hand injury in the third quarter, Denver kept its foot on the gas and McManus booted a 40-yard field goal to start the fourth quarter, allowing the Broncos to go on top 23-0.

The shutout win marked the Bronco's 18th all-time and their first since the 2005 season.

Thomas' big game moved him past Broncos Pro Football Hall of Fame tight end Shannon Sharpe on the team's all-time lists for receiving yards (8,475) and receiving touchdowns (56).

Linebacker Von Miller totaled his 10th sack of the season to become just the third player in NFL history to reach double-digit sack totals in six of his first seven seasons.

OFFICIALS:

Referee — Tony Corrente (99); **Umpire** — Alan Eck (76); **Head Linesman** — Patrick Turner (13); **Line Judge** — Bart Longson (2); **Side Judge** — Ryan Dickson (25); **Field Judge** — Buddy Horton (82); **Back Judge** — Todd Prukop (30); **Replay** — Terri Valenti

DENVER BRONCOS

OFFENSE

WR 88 D. Thomas
LT 72 G. Bolles
LG 76 M. Garcia
C 61 M. Paradis
RG 60 C. McGovern
RT 71 D. Stephenson
TE 85 V. Green
WR 10 E. Sanders
RB 22 C. Anderson
QB 13 T. Siemian
TE 86 A. Traylor

DEFENSE

DE 96 S. Harris
DL 92 Z. Kerr
DE 99 A. Gotsis
SLB 56 S. Ray
WLB 58 V. Miller
ILB 54 B. Marshall
ILB 51 T. Davis
LCB 21 A. Talib
RCB 25 C. Harris Jr.
SS 31 J. Simmons
FS 26 D. Stewart

BRONCOS SUBSTITUTIONS: K 8 B. McManus, P 9 R. Dixon, WR 14 C. Latimer, WR 16 B. Fowler, S 20 J. Carter, RB 23 D. Booker, RB 28 J. Charles, CB 29 B. Roby, FB 32 A. Janovich, S 34 W. Parks, CB 38 M. Rios, ILB 41 J. Garcia-Williams, LS 42 C. Kreiter, ILB 43 J. Jones, OLB 48 S. Barrett, ILB 50 Z. Anderson, OLB 53 D. Mount, DE 57 D. Walker, T 68 E. Wilkinson, G 73 A. Barbre, TE 82 J. Heuerman, WR 87 J. Taylor, NT 90 K. Peko. **DID NOT PLAY:** QB 17 B. Osweiler. **INACTIVE:** QB 12 P. Lynch, CB 27 B. Langley, RB 33 D. Henderson, G 65 R. Leary, T 79 C. Kouandjio, WR 84 I. McKenzie, NT 94 D. Peko.

NEW YORK JETS

OFFENSE

WR 11 R. Anderson
LT 68 K. Beachum
LG 77 J. Carpenter
C 76 W. Johnson
RG 67 B. Winters
RT 72 B. Shell
TE 88 A. Seferian-Jenkins
WR 10 J. Kearse
QB 15 J. McCown
RB 25 E. McGuire
FB 44 L. Thomas

DEFENSE

DL 92 L. Williams
DL 99 S. McLendon
DL 96 M. Wilkerson
OLB 95 J. Martin
ILB 58 D. Lee
ILB 56 D. Davis
OLB 48 J. Jenkins
CB 41 B. Skrine
CB 21 M. Claiborne
SS 33 Ja. Adams
FS 26 M. Maye

JETS SUBSTITUTIONS: P 4 L. Edwards, K 7 C. Catanzaro, QB 9 B. Petty, WR 16 C. Hansen, WR 18 A. Stewart, RB 22 M. Forte, S 23 T. Brooks, CB 27 D. Roberts, RB 29 B. Powell, CB 32 J. Burris, CB 36 R. Robinson, LS 42 T. Hennessy, S 45 R. Miles, LB 47 D. Bass, LB 51 J. Stanford, LB 57 O. Gwacham, DT 75 X. Cooper, OL 79 B. Ovale, TE 83 E. Tomlinson, TE 85 N. Sterling, WR 87 J. Natson, DL 94 K. Ealy, DL 98 M. Pennel. **DID NOT PLAY:** G 70 D. Dozier. **INACTIVE:** QB 5 C. Hackenberg, CB 31 D. Jones, CB 34 J. Clark, LB 50 F. Bishop, LB 54 B. Carter, T 71 B. Ijalana, OL 78 J. Harrison.

		1	2	3	4	OT	TOTAL
VISITOR	New York Jets	0	0	0	0	0	0
HOME	Denver Broncos	10	3	7	3	0	23

FIELD GOALS (made () & missed)

B. McManus (31) 29WL (53) (40)

Team	Qtr	Clock Time	PLAY DESCRIPTION (Extra Point) (Drive Info)	SCORE Visitor	Home
BRONCOS	1	9:02	B. McManus 31 yd. Field Goal (12-62, 5:58)	0	3
BRONCOS	1	7:16	D. Thomas 20 yd. pass from T. Siemian (B. McManus kick) (2-20, 0:12)	0	10
BRONCOS	2	0:32	B. McManus 53 yd. Field Goal (10-28, 5:58)	0	13
BRONCOS	3	6:30	A. Janovich 1 yd. run (B. McManus kick) (13-68, 6:19)	0	20
BRONCOS	4	11:33	B. McManus 40 yd. Field Goal (8-37, 4:44)	0	23



Denver 25, Indianapolis 13

Thursday, Dec. 14, 2017 • 8:26 p.m. EST • Lucas Oil Stadium • Indianapolis

WEATHER: Indoors • TIME: 3:00 • ATTENDANCE: 63,411

The Denver Broncos won their first road game of the year after defeating the Indianapolis Colts 25-13 to advance to 5-9 on the season.

Quarterback Brock Osweiler entered the game in relief after quarterback Trevor Siemian left during the first quarter with an injury. Osweiler completed 12-of-17 passes (70.6%) for 194 yards with two touchdowns (147.7 rtg.) and rushed three times for 17 yards (5.7 avg.) with one score.

Running back C.J. Anderson ran for a total of 158 yards on 30 attempts (5.3 avg.) to give Denver an edge in its ground game, which accounted for 213 yards.

Denver's defense held Indianapolis to just 228 net yards (70 yards rushing, 158 yards passing) and helped the Broncos dominate the time of possession 36:51-23:09.

Indianapolis started off the game strong when cornerback Kenny Moore II intercepted a pass from Siemian that he returned 25 yards to set up the home team at midfield.

The Colts capitalized on the turnover as Indianapolis quarterback Jacoby Brissett ran the ball seven yards for a touchdown on third-and-2.

On the ensuing drive, a sack by Colts linebacker Barkevious Mingo knocked Siemian out of the game with a shoulder injury and Denver settled for a 40-yard field goal attempt that was missed by kicker Brandon McManus.

A 45-yard field goal by Colts kicker Adam Vinatieri midway through the second quarter increased the Colts' lead to 10-0.

Osweiler and the Broncos' offense responded with an 11-play, 75-yard touchdown drive, capped by Osweiler's 18-yard scoring run to pull Denver within 10-7 at the half.

Vinatieri's 39-yard field goal to start the third quarter boosted the Colts' lead to 13-7 but those three points would be Indianapolis' last of the evening.

On the next possession, Osweiler drove Denver downfield and found wide receiver Cody Latimer inside the end zone for a 22-yard touchdown pass to give the Broncos their first lead, 14-13.

After Denver's defense forced a three-and-out, Osweiler connected with tight end Jeff Heuerman for a 54-yard touchdown pass—the Broncos' longest play of the season.

The Broncos attempted a two-point conversion, which was successful after Latimer caught a pass from Osweiler, putting the visitors up two scores, 22-13.

After forcing another Indianapolis punt, Denver tacked on a 40-yard field goal from McManus while taking nearly 10 minutes off the clock to secure the 25-13 win.

The victory represented Denver's first win in two seasons when facing a 10-point deficit.

OFFICIALS:

Referee — Terry McAulay (77); **Umpire** — Steven Woods (54); **Head Linesman** — Jerry Bergman (91); **Line Judge** — Carl Johnson (101); **Side Judge** — Jonah Monroe (120); **Field Judge** — Michael Banks (72); **Back Judge** — Rich Martinez (39); **Replay** — Earnie Frantz

DENVER BRONCOS

OFFENSE

WR 88 D. Thomas
LT 72 G. Bolles
LG 76 M. Garcia
C 61 M. Paradis
RG 60 C. McGovern
RT 71 D. Stephenson
TE 85 V. Green
WR 10 E. Sanders
RB 22 C. Anderson
QB 13 T. Siemian
TE 86 A. Traylor

DEFENSE

DE 96 S. Harris
NT 94 D. Peko Sr.
DE 99 A. Gotsis
SLB 56 S. Ray
WLB 58 V. Miller
ILB 51 T. Davis
ILB 54 B. Marshall
LCB 21 A. Talib
RCB 25 C. Harris Jr.
SS 34 W. Parks
FS 26 D. Stewart

BRONCOS SUBSTITUTIONS: K 8 B. McManus, P 9 R. Dixon, WR 14 C. Latimer, WR 16 B. Fowler, QB 17 B. Osweiler, S 20 J. Carter, RB 23 D. Booker, RB 28 J. Charles, CB 29 B. Roby, FB 32 A. Janovich, S 35 D. Thomas, CB 38 M. Rios, ILB 41 J. Garcia-Williams, LS 42 C. Kreiter, ILB 43 J. Jones, OLB 48 S. Barrett, ILB 50 Z. Anderson, OLB 53 D. Mount, T 68 E. Wilkinson, G 73 A. Barbre, TE 82 J. Heuerman, WR 87 J. Taylor, NT 90 K. Peko, DE 92 Z. Kerr. **INACTIVE:** QB 12 P. Lynch, CB 27 B. Langley, RB 33 D. Henderson, DE 57 D. Walker, T 79 C. Kouandjio, TE 83 M. LaCrosse, WR 84 I. McKenzie.

INDIANAPOLIS COLTS

OFFENSE

WR 13 T. Hilton
LT 74 A. Castonzo
LG 67 J. Vujnovich
C 72 M. Person
RG 73 J. Haeg
RT 71 D. Good
TE 84 J. Doyle
WR 80 C. Rogers
QB 7 J. Brissett
TE 85 B. Williams
RB 23 F. Gore

DEFENSE

DE 92 M. Hunt
NT 99 A. Woods
DT 95 J. Hankins
SLB 52 B. Mingo
MIKE 44 A. Morrison
WILL 57 J. Bostic
RUSH 93 J. Sheard
LCB 31 Q. Wilson
SS 32 T. Green
FS 26 C.athers
RCB 42 K. Moore II

COLTS SUBSTITUTIONS: P 2 R. Sanchez, K 4 A. Vinatieri, WR 15 K. Brent, WR 17 K. Aiken, S 20 D. Butler, RB 25 M. Mack, CB 28 C. Milton, CB 37 D. White, RB 39 J. Ferguson, S 41 M. Farley, TE 43 R. Travis, TE 45 J. Vander Laan, LS 46 L. Rhodes, ILB 50 A. Walker, ILB 56 J. Grace, OLB 58 T. Basham, ILB 59 J. George, C 61 A. Fabiano, T 62 D. Clark, DT 90 G. Stewart, DT 91 H. Ridgeway, NT 94 J. Mbu, DT 97 A. Johnson. **DID NOT PLAY:** QB 16 S. Tolzien. **INACTIVE:** WR 10 D. Moncrief, CB 27 N. Hairston, RB 30 R. Melvin, RB 34 M. Jones, TE 47 D. Daniels, T 65 T. Burwell, C 78 R. Kelly.

		1	2	3	4	OT	TOTAL
VISITOR	Denver Broncos	0	7	15	3	0	25
HOME	Indianapolis Colts	7	3	3	0	0	13

FIELD GOALS (made () & missed)

B. McManus 40WR (40)
A. Vinatieri (45) (39)

Team	Qtr	Clock Time	PLAY DESCRIPTION (Extra Point) (Drive Info)	SCORE Visitor	Home
COLTS	1	8:02	J. Brissett 7 yd. run (A. Vinatieri kick) (7-50, 3:32)	0	7
COLTS	2	6:33	A. Vinatieri 45 yd. Field Goal (10-59, 6:04)	0	10
BRONCOS	2	1:19	B. Osweiler 18 yd. run (B. McManus kick) (11-75, 5:14)	7	10
COLTS	3	9:13	A. Vinatieri 39 yd. Field Goal (12-54, 5:47)	7	13
BRONCOS	3	4:16	C. Latimer 22 yd. pass from B. Osweiler (B. McManus kick) (9-79, 4:57)	14	13
BRONCOS	3	2:37	J. Heuerman 54 yd. pass from B. Osweiler (B. Osweiler-C. Latimer pass) (3-67, 1:17)	22	13
BRONCOS	4	5:13	B. McManus 40 yd. Field Goal (16-62, 9:40)	25	13

Denver Broncos

PASSING									PASSING								
PASSING	TKD/								PASSING	TKD/							
	ATT	CMP	YDS	YD	TD	LG	IN	Rtg.		ATT	CMP	YDS	YD	TD	LG	IN	Rtg.
J. Brissett	30	17	158	1/0	0	22	0	71.3	B. Osweller	17	12	194	1/2	2	54	0	147.7
									T. Siernian	9	5	67	2/10	0	26	1	39.8
TOTAL	30	17	158	1/0	0	22	0	71.3	TOTAL	26	17	261	3/12	2	54	1	108.0

INTERCEPTIONS	NO	YDS	AVG	LG	TD	INTERCEPTIONS	NO	YDS	AVG	LG	TD
K. Moore II	1	25	25.0	25	0						
TOTAL	1	25	25.0	25	0	TOTAL	0	0	0.0	—	0

PUNT RETURNS	NO	YDS	AVG	FC	LG	TD	PUNT RETURNS	NO	YDS	AVG	FC	LG	TD
C. Rogers	0	0	0.0	1	0	0	J. Taylor	1	0	0.0	3	0	0
RETURNS	0	0	0.0	1	0	0	RETURNS	1	0	0.0	3	0	0

Indianapolis Colts											Denver Broncos										
Own					Opp.					Out	Own					Opp.					Out
FUMBLES	Fum	Lost	Rec.	Yds	TD	FF	Rec.	Yds	TD	Bnds	FUMBLES	Fum	Lost	Rec.	Yds	TD	FF	Rec.	Yds	TD	Bnds
T. Hilton	1	0	0	0	0	0	0	0	0	1	D. Bookser	1	0	1	0	0	0	0	0	0	0
B. Mingo	0	0	0	0	0	1	0	0	0	0	J. Taylor	1	0	1	0	0	0	0	0	0	0
											C. Harris Jr.	0	0	0	0	0	1	0	0	0	0
TOTAL	1	0	0	0	0	0	0	0	0	1	TOTAL	1	0	1	0	0	1	0	0	0	0

COLTS BRONCOS

FBS - PATS Had Blocked	0-0	0-0
Net Punting Average	41.0	52.0
TOTAL RETURN YARDAGE (Not Including Kickoffs)	25	0
No. and Yards Punt Returns	0-0	1-0
No. and Yards Kickoff Returns	0-0	1-23
No. and Yards Interception Returns	1-25	0-0
PENALTIES Number and Yards	4-39	12-80
FUMBLE Number and Lost	1-0	1-0
TOUCHDOWNS	1	3
Rushing	1	1
Passing	0	2
EXTRA POINTS Made-Attempts	1-1	3-3
Kicking Made-Attempts	1-1	2-2
Passing Made-Attempts	0-0	1-1
FIELD GOALS Made-Attempts	2-2	1-2
RED ZONE EFFICIENCY	1-1-100%	1-3-33%
GOAL TO GO EFFICIENCY	0-0-0%	0-1-0%
SAFETIES	0	0
FINAL SCORE	13	25
TIME OF POSSESSION	23:09	36:51

(Press Box Totals)

PLAYER	UT	A	TT	S-YDS	I-YDS	PD	FF	FR
S. Ray	2	0	2	0-0	0-0	0	0	0
C. Harris Jr.	2	0	2	0-0	0-0	0	1	0
B. Marshall	2	0	2	0-0	0-0	0	0	0
S. Harris	0	2	2	0-0	0-0	0	0	0
B. Roby	1	0	1	1-0	0-0	0	0	0
D. Peko Sr.	0	1	1	0-0	0-0	0	0	0
TEAM TOTALS	30	14	44	1-0	0-0	2	1	0



Washington 27, Denver 11

Sunday, Dec. 24, 2017 • 1:02 p.m. EST • FedExField • Landover, Md.

WEATHER: Cloudy, 43°, Wind NE 7 mph • TIME: 3:03 • ATTENDANCE: 72,889

The Denver Broncos fell to the Washington Redskins by a score of 27-11 at FedExField to fall to 5-10 on the season.

Redskins quarterback Kirk Cousins led Washington's offense by completing 19-of-37 passes (51.4%) for 299 yards with three touchdowns to three different receivers.

Denver's three turnovers proved costly, as two of the three turnovers resulted in Washington touchdown drives.

Running back C.J. Anderson provided the best performance for the Broncos offense, rushing 16 times for 88 yards with one touchdown. Anderson also led all players with seven catches for 45 yards in addition to catching a two-point conversion.

Denver's defense was led by inside linebacker Brandon Marshall, who's nine tackles pushed him over the 100-tackle mark for the fourth time in his career.

Broncos quarterback Brock Osweiler completed 22-of-38 passes for 193 yards, but had two second-quarter turnovers on consecutive drives.

Denver controlled the early part of the game and out-gained Washington 215-139 in total yardage, but was only able to score three points on a kicker Brandon McManus 31-yard field goal.

Cousins led the Redskins offense on an 11-play 83-yard drive that resulted in a 26-yard field goal by kicker Dustin Hopkins. Washington would capitalized on Osweiler's fumble to lead 10-3 at the half.

Denver safety Will Parks halted Washington's first drive of the second half with an interception in the end zone. Denver was unable to build any momentum off of the turnover and went three-and-out.

Washington then scored on their second drive of the third quarter as Hopkins connected on a 29-yard kick to increase the lead to 13-3.

On the next Redskins possession, Cousins led a 5-play, 77-yard drive that was capped off with a 48-yard touchdown pass to wide receiver Josh Doctson.

With just over five minutes remaining in play, outside linebacker Von Miller forced fumble just short of midfield. Miller, who leads the NFL with 21 forced fumbles since entering the NFL in 2011, also recovered the fumble.

Washington got the ball back on Denver's third turnover of the day when running back Devontae Booker fumbled after making a third-down catch.

Cousins again capitalized on the Broncos' turnover and in three-plays managed to find the end zone for a third time, connecting with tight end Vernon Davis for a 31-yard touchdown pass.

On Denver's final offensive drive, Osweiler led Denver downfield. Anderson scored on a five-yard run and caught a two-point conversion from Osweiler to provide the final 27-11 margin.

OFFICIALS:

Referee — Ed Hochuli (85); **Umpire** — Shawn Smith (14); **Head Linesman** — Greg Bradley (98); **Line Judge** — Rusty Baynes (59); **Side Judge** — Alex Kemp (55); **Field Judge** — Dale Shaw (104); **Back Judge** — Scott Helverson (93); **Replay** — Tom Sifferman

DENVER BRONCOS

OFFENSE

WR 16 B. Fowler
QB 17 B. Osweiler
RB 22 C. Anderson
RG 60 C. McGovern
C 61 M. Paradis
RT 71 D. Stephenson
LT 72 G. Bolles
LG 76 M. Garcia
TE 82 J. Heuerman
TE 85 V. Green
WR 88 D. Thomas

DEFENSE

LCB 21 A. Talib
RCB 25 C. Harris Jr.
FS 26 D. Stewart
SS 34 W. Parks
SLB 48 S. Barrett
ILB 51 T. Davis
ILB 54 B. Marshall
VLB 58 V. Miller
NT 94 D. Peko Sr.
DE 96 S. Harris
DE 99 A. Gotsis

BRONCOS SUBSTITUTIONS: K 8 B.McManus, P 9 R.Dixon, S 20 J.Carter, RB 23 D.Booker, CB 29 B.Roby, FB 32 A.Janovich, RB 33 D.Henderson, S 35 Dy.Thomas, CB 38 M.Rios, ILB 41 J.Garcia-Williams, LS 42 C.Kreiter, ILB 43 J.Jones, ILB 50 Z.Anderson, OLB 53 D.Mount, DE 57 D.Walker, G 73 A.Barbre, T 79 C.Kouandjio, TE 83 M.LaCrosse, WR 84 I.McKenzie, TE 86 A.Traylor, WR 87 J.Taylor, NT 90 K.Peko, DE 92 Z.Kerr. **DID NOT PLAY:** QB 12 P.Lynch, INACTIVE: WR 10 E.Sanders, WR 14 C.Latimer, CB 27 B.Langley, RB 28 J.Charles, CB 39 M.Hunter, G 64 J.Dielman, T 68 E.Wilkinson.

WASHINGTON REDSKINS

OFFENSE

QB 8 K. Cousins
WR 14 R. Grant
WR 18 J. Doctson
RB 32 S. Perine
LG 60 A. Kouandjio
C 73 C. Roullier
RG 75 B. Scherff
RT 76 M. Moses
LT 79 T. Nsekhe
TE 84 N. Paul
TE 85 V. Davis

DEFENSE

SS 22 D. Everett
CB 24 J. Norman
CB 26 B. Breeland
FS 36 D. Swearinger
MLB 50 M. Spaight
MLB 56 Z. Vigil
DE 92 S. McGee
NT 90 E. Hood
SLB 94 P. Smith
WR 91 R. Kerrigan
DE 98 M. Ioannidis

REDSKINS SUBSTITUTIONS: K 3 D.Hopkins, P 5 T.Way, WR 19 R.Davis, CB 29 K.Fuller, CB 31 F.Moreau, S 37 F.Smithson, CB 38 J.Holsey, RB 39 K.Bibbs, LB 40 J.Harvey-Clemons, LB 41 O.Peters, LB 45 P.Robertson, CB 47 O.Dunbar, RB 48 D.Ogunbowale, LS 57 N.Sundberg, LB 58 J.Galette, DT 64 A.Francis, OL 66 T.Bergstrom, DL 72 A.Lanier, WR 80 J.Crowder, WR 83 B.Quick, TE 87 J.Sprinkle, DL 97 T.McClain. **DID NOT PLAY:** QB 12 C.McCoy, T 68 T.Catalina, INACTIVE: WR 13 M.Harris, CB 23 D.Hall, RB 30 K.Hilliard, LB 52 R.Anderson, LB 53 Z.Brown, G 67 K.Kalis, C 74 D.Rhoney.

		1	2	3	4	OT	TOTAL
VISITOR	Denver Broncos	3	0	0	8	0	11
HOME	Washington Redskins	0	10	3	14	0	27

FIELD GOALS (made () & missed)
B. McManus (31)
D. Hopkins (26) (29)

Team	Qtr	Clock Time	PLAY DESCRIPTION (Extra Point) (Drive Info)	Score Visitor	Score Home
BRONCOS	1	2:06	B.McManus 31 yd. Field Goal (10-33, 5:55)	3	0
REDSKINS	2	6:15	D.Hopkins 26 yd. Field Goal (11-83, 5:17)	3	3
REDSKINS	2	2:07	J.Crowder 15 yd. pass from K.Cousins (D.Hopkins kick) (5-38, 2:26)	3	10
REDSKINS	3	3:30	D.Hopkins 29 yd. Field Goal (9-55, 4:26)	3	13
REDSKINS	4	12:07	J.Doctson 48 yd. pass from K.Cousins (D.Hopkins kick) (5-77, 2:41)	3	20
REDSKINS	4	4:21	V.Davis 31 yd. pass from K.Cousins (D.Hopkins kick) (3-35, 0:20)	3	27
BRONCOS	4	1:18	C.Anderson 5 yd. run (B.Osweiler-C.Anderson pass) (11-75, 3:03)	11	27

FINAL INDIVIDUAL STATISTICS																
Washington Redskins								Denver Broncos								
RUSHING	ATT	YDS	AVG	LG	TD			RUSHING	ATT	YDS	AVG	LG	TD			
S. Perine	17	53	3.1	11	0			C. Anderson	16	88	5.5	21	1			
K. Bibbs	7	26	3.7	13	0			D. Booker	8	47	5.9	11	0			
K. Cousins	5	8	1.6	7	0			B. Osweiler	4	27	6.8	18	0			
								D. Henderson	1	-3	-3.0	-3	0			
TOTAL	29	87	3.0	13	0			TOTAL	29	159	5.5	21	1			

PASSING	ATT	CMP	YDS	TKD/ YD	TD	LG	IN	Rtg.	PASSING	ATT	CMP	YDS	TKD/ YD	TD	LG	IN
K. Cousins	37	19	299	0/0	3	48	1	94.3	B. Osweiler	38	22	193	4/22	0	24	1
TOTAL	37	19	299	0/0	3	48	1	94.3	TOTAL	38	22	193	4/22	0	24	1
PASS RECEIVING	NO	YDS	AVG	LG	TD				PASS RECEIVING	NO	YDS	AVG	LG	TD		
R. Grant	4	85	21.3	36	0				C. Anderson	7	45	6.4	14	0		
J. Crowder	4	47	11.8	15	1				D. Booker	5	24	4.8	19	0		
S. Perine	3	21	7.0	9	0				D. Thomas	4	52	13.0	24	0		
J. Doctson	2	61	30.5	48	1				A. Janovich	2	21	10.5	16	0		
V. Davis	2	42	21.0	31	1				J. Taylor	1	22	22.0	22	0		
K. Bibbs	2	28	14.0	21	0				A. Traylor	1	14	14.0	14	0		
B. Quick	1	9	9.0	9	0				I. McKenzie	1	8	8.0	8	0		
J. Sprinkle	1	6	6.0	6	0				D. Henderson	1	7	7.0	7	0		
TOTAL	19	299	15.7	48	3				TOTAL	22	193	8.8	24	0		

INTERCEPTIONS	NO	YDS	AVG	LG	TD			INTERCEPTIONS	NO	YDS	AVG	LG	TD			
D. Swearinger	1	0	0.0	0	0			W. Parks	1	0	0.0	0	0			
TOTAL	1	0	0.0	0	0			TOTAL	1	0	0.0	0	0			

PUNTING	NO	YDS	AVG	NET	TB	IN20	LG	PUNTING	NO	YDS	AVG	NET	TB	IN20	LG
T. Way	5	247	49.4	45.8	0	1	64	R. Dixon	5	221	44.2	43.6	0	2	53
								B. McManus	1	26	26.0	26.0	0	1	26
TOTAL	5	247	49.4	45.8	0	1	64	TOTAL	6	247	41.2	40.7	0	3	53

PUNT RETURNS	NO	YDS	AVG	FC	LG	TD		PUNT RETURNS	NO	YDS	AVG	FC	LG	TD	
J. Crowder	1	3	3.0	1	3	0		J. Taylor	2	12	6.0	1	7	0	
								B. Fowler	1	6	6.0	0	6	0	
RETURNS	1	3	3.0	1	3	0		RETURNS	3	18	6.0	1	7	0	

KICKOFF RETURNS	NO	YDS	AVG	FC	LG	TD		KICKOFF RETURNS	NO	YDS	AVG	FC	LG	TD	
N. Paul	2	29	14.5	0	24	0		D. Booker	2	26	13.0	0	16	0	
RETURNS	2	29	14.5	0	24	0		RETURNS	2	26	13.0	0	16	0	

Washington Redskins										Denver Broncos									
FUMBLES	Fum	Lost	Own Rec.	Yds	TD	FF	Rec.	Yds	TD	Bnds	FUMBLES	Fum	Lost	Own Rec.	Yds	TD	FF	Rec.	Yds
K. Cousins	1	0	1	-12	0	0	0	0	0	0	B. Fowler	1	0	1	0	0	0	0	0
S. Perine	1	1	0	0	0	0	0	0	0	0	D. Booker	1	1	0	0	0	0	0	0
D. Everett	0	0	0	0	0	1	0	0	0	0	B. Osweiler	1	1	0	0	0	0	0	0
P. Smith	0	0	0	0	0	1	0	0	0	0	V. Miller	0	0	0	0	0	1	1	0
A. Lanier	0	0	0	0	0	0	1	0	0	0									
Z. Vigil	0	0	0	0	0	0	1	0	0	0									
TOTAL	2	1	1	-12	0	2	2	0	0	0	TOTAL	3	2	1	0	0	1	1	0

FINAL TEAM STATISTICS									
	REDSKINS		BRONCOS			REDSKINS		BRONCOS	
TOTAL FIRST DOWNS	19	18			Fgs - PATs Had Blocked	0-0	0-0		
By Rushing	7	9			Net Punting Average	45.8	40.7		
By Passing	12	7			TOTAL RETURN YARDAGE (Not Including Kickoffs)	3	18		
By Penalty	0	2			No. and Yards Punt Returns	1-3	3-18		
THIRD DOWN EFFICIENCY	5-13-38%	5-17-29%			No. and Yards Kickoff Returns	2-29	2-26		
FOURTH DOWN EFFICIENCY	0-0-0%	1-2-50%			No. and Yards Interception Returns	1-0	1-0		
TOTAL NET YARDS	386	330			PENALTIES Number and Yards	6-35	3-30		
Total Offensive Plays (inc. times thrown passing)	66	71			FUMBLES Number and Lost	2-1	3-2		
Average gain per offensive play	5.8	4.6			TOUCHDOWNS	3	3		
NET YARDS RUSHING	87	159			Rushing	0	1		
Total Rushing Plays	29	29			Passing	3	0		
Average gain per rushing play	3.0	5.5			EXTRA POINTS Made-Attempts	3-3	1-1		
Tackles for a loss-number and yards	4-7	2-4			Kicking Made-Attempts	3-3	0-0		
NET YARDS PASSING	299	171			Passing Made-Attempts	0-0	1-1		
Times thrown - yards lost attempting to pass	0-0	4-22			FIELD GOALS Made-Attempts	2-2	1-1		
Gross yards passing	299	193			RED ZONE EFFICIENCY	1-4-25%	1-2-50%		
PASS ATTEMPTS-COMPLETIONS-HAD INTERCEPTED	37-19-1	38-22-1			GOAL TO GO EFFICIENCY	0-2-0%	1-1-100%		
Avg gain per pass play (inc.# thrown passing)	8.1	4.1			SAFETIES	0	0		
KICKOFFS Number-In End Zone-Touchbacks	6-5-4	3-2-1			FINAL SCORE	27	11		
PUNTS Number and Average	5-49.4	6-41.2			TIME OF POSSESSION	29:33	30:27		
Had Blocked	0	0							

BRONCOS DEFENSIVE STATISTICS																
(Press Box Totals)																
PLAYER	UT	A	TT	S-YDS	I-YDS	PD	FF	FR	PLAYER	UT	A	TT	S-YDS	I-YDS	PD	FR
B. Marshall	6	3	9	0-0	0-0	1	0	0	J. Carter Sr.	1	1	2	0-0	0-0	0	0
T. Davis	6	2	8	0-0	0-0	0	0	0	D. Peko Sr.	1	1	2	0-0	0-0	0	0
D. Stewart	5	1	6	0-0	0-0	0	0	0	Dy. Thomas	0	2	2	0-0	0-0	0	0
S. Barrett	4	1	5	0-0	0-0	0	0	0	S. Harris	1	0	1	1-0	0-0	0	0
A. Talib	3	2	5	0-0	0-0	1	0	0	C. Harris Jr.	1	0	1	0-0	0-0	0	0
V. Miller	3	1	4	0-0	0-0	0	1	1	D. Mount	1	0	1	0-0	0-0	0	0
B. Roby	2	1	3	0-0	0-0	1	0	0	K. Peko	0	1	1	0-0	0-0	0	0
Z. Kerr	1	2	3	0-0	0-0	0	0	0	M. Rios	0	0	0	0-0	0-0	1	0
W. Parks	1	1	2	0-0	1-0	1	0	0	TEAM TOTALS	36	19	55	0-0	1-0	5	1



Kansas City 27, Denver 24

Sunday, Dec. 31, 2017 • 2:25 p.m. MST • Sports Authority Field at Mile High • Denver

WEATHER: Cloudy, 17°, Wind NE 4 mph • TIME: 3:07 • ATTENDANCE: 75,928

The Denver Broncos were edged by the AFC West Champion Kansas City Chiefs 27-24 in the regular-season finale at Sports Authority Field at Mile High.

Despite a Denver 14-point fourth quarter comeback to tie the game with less than three minutes to play, the Chiefs kicked a field goal as time expired to seal the victory for the visiting team.

In his fourth career start, quarterback Paxton Lynch completed 21-of-31 (67.7%) passes while throwing for 254 yards with two touchdowns and two interceptions (87.3 rtg.)

Running back C.J. Anderson achieved his first career 1,000 yard rushing season after rushing for 64 yards. Anderson became the 14th rusher in team history to achieve the feat.

Chiefs' rookie quarterback Patrick Mahomes II made the first start of his career, completing 22-of-35 (62.9%) attempts for 284 yards with one interception (76.4 rtg.) Wide receiver Albert Wilson was a crucial part of the Chiefs' offensive surge with 10 receptions for 147 yards (14.7 avg.).

On the opening drive of the game, Mahomes led the Chiefs on a five-play, 86-yard drive that was capped off by a 6-yard run by running back Kareem Hunt.

After forcing a Denver three-and-out, Mahomes was picked off by Broncos safety Darian Stewart. Lynch led the offense downfield on the ensuing possession, but Denver's offense settled for an 18-yard field goal by kicker Brandon McManus.

Denver gained a short-lived lead midway through the second quarter when Lynch connected on a 29-yard screen pass to running back DeAngelo Henderson for the rookie's first career score.

Kansas City answered back on the next drive as Chiefs fullback Anthony Sherman ran the ball in for a 1-yard touchdown to give the visitors a 14-10 lead at the half.

The Chiefs forced Denver to punt on the first possession of the third quarter. Kansas City then went on an 18-play, 90-yard drive that was finished off with a Harrison Butler field goal.

Chiefs defensive lineman Chris Jones strip-sacked Lynch on Denver's next possession. Linebacker Ramik Wilson picked up the loose ball and returned it 11 yards for a touchdown.

Following a Lynch interception in the end zone, Denver's defense turned the momentum as inside linebacker Zaire Anderson scooped up a Kansas City fumble and returned it 38 yards for a score.

Trailing 24-17 with 5:16 remaining, Lynch led an 8-play, 62-yard drive that culminated with a wide receiver Demaryius Thomas six-yard touchdown.

Kansas City promptly marched down the field on an 11-play drive that was capped off by Butler's game-winning 30-yard field goal.

OFFICIALS:

Referee — Clete Blakeman (34); **Umpire** — Ramon George (128); **Head Linesman** — Mark Hittner (28); **Line Judge** — Dana McKenzie (8); **Side Judge** — Jeff Lamberth (21); **Field Judge** — Joe Larrew (73); **Back Judge** — Steve Patrick (17); **Replay** — Carl Madsen

DENVER BRONCOS

OFFENSE

WR 88 D. Thomas
LT 72 G. Bolles
LG 76 M. Garcia
C 61 M. Paradis
RG 60 C. McGovern
RT 79 C. Kouandjio
TE 85 V. Green
WR 16 B. Fowler
RB 22 C. Anderson
QB 12 P. Lynch
TE 82 J. Heuerman

DEFENSE

DE 96 S. Harris
NT 94 D. Peko Sr.
DE 99 A. Gotsis
SLB 48 S. Barrett
WLB 58 V. Miller
ILB 54 B. Marshall
ILB 51 T. Davis
LCB 21 A. Talib
RCB 25 C. Harris Jr.
SS 34 W. Parks
FS 26 D. Stewart

BRONCOS SUBSTITUTIONS: K 8 B.McManus, P 9 R.Dixon, S 20 J.Carter, RB 23 D.Booker, CB 27 B.Langley, CB 29 B.Roby, FB 32 A.Janovich, RB 33 D.Henderson, S 35 Dy.Thomas, CB 38 M.Rios, ILB 41 J.Garcia-Williams, LS 42 C.Kreiter, ILB 43 J.Jones, ILB 50 Z.Anderson, OLB 53 D.Mount, DE 57 D.Walker, T 68 E.Wilkinson, G 73 A.Barbre, TE 83 M.LaCrosse, WR 84 I.McKenzie, TE 86 A.Traylor, WR 87 J.Taylor, NT 90 K.Peko. **DID NOT PLAY:** QB 17 B.Osweller, **INACTIVE:** WR 10 E.Sanders, WR 14 C.Latimer, DE 28 J.Charles, CB 39 M.Hunter, G 64 J.Dielman, T 71 D.Stephenson, DE 92 Z.Kerr.

KANSAS CITY CHIEFS

OFFENSE

WR 80 J. Chesson
LT 75 C. Erving
LG 70 B. Witzmann
C 65 J. Devey
RG 79 P. Ehinger
RT 71 M. Schwartz
TE 84 D. Harris
WR 14 D. Robinson
RB 27 K. Hunt
FB 42 A. Sherman
QB 15 P. Mahomes II

DEFENSE

LDE 74 J. Hamilton
NT 99 R. Nunez-Roches
RDE 94 J. Jenkins
LOLB 45 U. Eligwe
LILB 48 T. Smith
RILB 53 R. Wilson
ROLB 92 T. Kpassagnon
LCB 39 T. Mitchell
RCB 23 P. Gaines
S 34 L. McQuay
S 21 E. Murray

CHIEFS SUBSTITUTIONS: P 2 D.Colquitt, K 7 H.Butker, QB 9 T.Bray, WR 12 A.Wilson, WR 13 D.Thomas, DB 20 S.Nelson, CB 24 D.Revis, CB 25 K.Acker, RB 31 A.Hunt, DB 40 K.Reaser, LS 41 J.Winchester, LB 51 F.Zombo, T 72 E.Fisher, TE 82 O.Charles, DL 95 C.Jones. **DID NOT PLAY:** QB 11 A.Smith, S 49 D.Sorensen, LB 50 J.Houston, LB 57 K.Pierre-Louis, LB 59 R.Ragland, OL 73 Z.Fulton, G 76 L.Duvernay-Tardif, LB 91 T.Hall, DL 97 A.Bailey. **INACTIVE:** WR 10 T.Hill, CB 22 M.Peters, RB 35 C.West, DB 38 R.Parker, LB 56 D.Johnson, TE 87 T.Kelce, DT 96 B.Logan.


	1	2	3	4	OT	TOTAL
VISITOR Kansas City Chiefs	7	7	10	3	0	27
HOME Denver Broncos	3	7	0	14	0	24

FIELD GOALS (made () & missed)

H. Butker (20) (30)
B. McManus (36)

Team	Qtr	Clock Time	PLAY DESCRIPTION (Extra Point) (Drive Info)	SCORE Visitor	Home
CHIEFS	1	14:03	K.Hunt 35 yd. run (H.Butker kick) (5-86, 0:57)	7	0
BRONCOS	1	5:22	B.McManus 36 yd. Field Goal (12-72, 6:38)	7	3
BRONCOS	2	4:56	D.Henderson 29 yd. pass from P.Lynch (B.McManus kick) (10-80, 5:42)	7	10
CHIEFS	2	1:07	A.Sherman 1 yd. run (H.Butker kick) (8-73, 3:49)	14	10
CHIEFS	3	3:58	H.Butker 20 yd. Field Goal (18-90, 8:46)	17	10
CHIEFS	3	3:04	R.Wilson 11 yd. fumble return (H.Butker kick)	24	10
BRONCOS	4	6:52	Z.Anderson 38 yd. fumble return (B.McManus kick)	24	17
BRONCOS	4	2:53	D.Thomas 6 yd. pass from P.Lynch (B.McManus kick) (8-62, 2:23)	24	24
CHIEFS	4	0:00	H.Butker 30 yd. Field Goal (11-67, 2:53)	27	24

FINAL INDIVIDUAL STATISTICS																							
Kansas City Chiefs										Denver Broncos													
RUSHING		ATT	YDS	AVG	LG	TD					RUSHING		ATT	YDS	AVG	LG	TD						
A. Sherman		14	40	2.9	9	1					C. Anderson		18	61	3.4	10	0						
K. Hunt		1	35	35.0	35	1					D. Booker		3	21	7.0	14	0						
A. Hunt		4	25	6.3	11	0					D. Henderson		5	15	3.0	5	0						
P. Mahomes II		7	10	1.4	5	0					P. Lynch		3	13	4.3	6	0						
TOTAL		27	110	4.1	35	2					TOTAL		29	110	3.8	14	0						
PASSING		ATT	CMP	YDS	TD	LG	IN	Rtg.					PASSING		ATT	CMP	YDS	TD	LG	IN	Rtg.		
P. Mahomes II		35	22	284	2/15	0	51	1	76.4					P. Lynch		31	21	254	5/28	2	30	2	87.3
T. Bray		1	0	0	0/0	0	0	39.6					TOTAL		31	21	254	5/28	2	30	2	87.3	
TOTAL		36	22	284	2/15	0	51	1	74.3					TOTAL		31	21	254	5/28	2	30	2	87.3
PASS RECEIVING		NO	YDS	AVG	LG	TD					PASS RECEIVING		NO	YDS	AVG	LG	TD						
A. Wilson		10	147	14.7	24	0					J. Taylor		6	65	10.8	30	0						
D. Robinson		4	31	7.8	12	0					De. Thomas		6	57	9.5	19	1						
D. Harris		3	73	24.3	51	0					B. Fowler		4	56	14.0	22	0						
A. Sherman		3	21	7.0	11	0					D. Henderson		1	29	29.0	29	1						
J. Chesson		1	8	8.0	8	0					D. Booker		1	25	25.0	25	0						
A. Hunt		1	4	4.0	4	0					J. Heuerman		1	9	9.0	9	0						
TOTAL		22	284	12.9	51	0					I. McKenzie		1	7	7.0	7	0						
											V. Green		1	6	6.0	6	0						
TOTAL											TOTAL		21	254	12.1	30	2						
INTERCEPTIONS		NO	YDS	AVG	LG	TD					INTERCEPTIONS		NO	YDS	AVG	LG	TD						
T. Mitchell		1	40	40.0	40	0					D. Stewart		1	9	9.0	9	0						
T. Smith		1	7	7.0	7	0					TOTAL		1	9	9.0	9	0						
TOTAL		2	47	23.5	40	0					TOTAL		1	9	9.0	9	0						
PUNTING		NO	YDS	AVG	NET	TB	IN20	LG					PUNTING		NO	YDS	AVG	NET	TB	IN20	LG		
D. Colquitt		5	256	51.2	46.0	1	1	77					R. Dixon		4	157	39.3	40.0	0	2	49		
TOTAL		5	256	51.2	46.0	1	1	77					TOTAL		4	157	39.3	40.0	0	2	49		
PUNT RETURNS		NO	YDS	AVG	FC	LG	TD					PUNT RETURNS		NO	YDS	AVG	FC	LG	TD				
D. Thomas		1	1	1.0	0	1	0					J. Taylor		1	6	6.0	2	6	0				
D. Robinson		1	-4	-4.0	1	-4	0					TOTAL		1	6	6.0	2	6	0				
RETURNS		2	-3	-1.5	1	1	0					RETURNS		1	6	6.0	2	6	0				
KICKOFF RETURNS		NO	YDS	AVG	FC	LG	TD					KICKOFF RETURNS		NO	YDS	AVG	FC	LG	TD				
J. Chesson		2	45	22.5	0	26	0					D. Henderson		2	59	29.5	0	32	0				
A. Wilson		1	18	18.0	0	19	0					TOTAL		2	59	29.5	0	32	0				
L. McQuay		1	0	0.0	0	0	0					RETURNS		2	59	29.5	0	32	0				
RETURNS		4	63	18.0	0	26	0					RETURNS		2	59	29.5	0	32	0				
FINAL TEAM STATISTICS																							
CHIEFS										BRONCOS													
TOTAL FIRST DOWNS										23	22	FGs - PATs Had Blocked										0-0	0-0
By Rushing										7	8	Net Punting Average										46.0	40.0
By Passing										14	13	TOTAL RETURN YARDAGE (Not Including Kickoffs)										44	15
By Penalty										2	1	No. and Yards Punt Returns										2-3	1-6
THIRD DOWN EFFICIENCY										4-11-36%	5-12-42%	No. and Yards Kickoff Returns										4-63	2-59
FOURTH DOWN EFFICIENCY										1-1-100%	1-2-50%	No. and Yards Interception Returns										2-47	1-9
TOTAL NET YARDS										379	336	PENALTIES Number and Yards										4-40	4-30
Total Offensive Plays (inc. times thrown passing)										65	65	FUMBLES Number and Lost										2-1	1-1
Average gain per offensive play										5.8	5.2	TOUCHDOWNS										3	3
NET YARDS RUSHING										110	110	Rushing										2	0
Total Rushing Plays										27	29	Passing										0	2
Average gain per rushing play										4.1	3.8	Fumbles										1	1
Tackles for a loss-number and yards										2-2	2-4	EXTRA POINTS Made-Attempts										3-3	3-3
NET YARDS PASSING										269	226	Kicking Made-Attempts										3-3	3-3
Times thrown - yards lost attempting to pass										2-15	5-28	FIELD GOALS Made-Attempts										2-2	1-1
Gross yards passing										284	254	RED ZONE EFFICIENCY										1-3-33%	1-3-33%
PASS ATTEMPTS-COMPLETIONS-HAD INTERCEPTED										36-22-1	31-21-2	GOAL TO GO EFFICIENCY										1-2-50%	0-0-0%
Avg gain per pass play (inc.# thrown passing)										7.1	6.3	SAFETIES										0	0
KICKOFFS Number-In End Zone-Touchbacks										5-5-3	5-3-1	FINAL SCORE										27	24
PUNTS Number and Average										5-51.2	4-39.3	TIME OF POSSESSION										29:03	30:57
Had Blocked										0	0												
BRONCOS DEFENSIVE STATISTICS																							
(Press Box Totals)																							
PLAYER	UT	A	TT	S-YDS	I-YDS	PD	FF	FR	PLAYER	UT	A	TT	S-YDS	I-YDS	PD	FF	FR						
B. Marshall	4	1	5	0-0	0-0	1	0	0	J. Carter	2	0	2	0-0	0-0	1	0	0						
D. Mount	4	1	5	0-0	0-0	0	0	0	K. Peko	1	0	1	0-0	0-0	0	0	0						
Dy. Thomas	3	2	5	0-0	0-0	0	0	0	A. Gotsis	1	1	2	0-0	0-0	0	0	1						
M. Rios	4	0	4	0-0	0-0	0	0	0	B. Roby	1	1	2	0-0	0-0	0	0	0						
Z. Anderson	3	1	4	0-0	0-0	0	0	1	A. Talib	1	0	1	0-0	0-0	0	0	0						
T. Davis	0	4	4	0-0	0-0	0	0	0	C. Harris Jr.	0	1	0	0-0	0-0	0	0	0						
D. Walker	3	0	3	0-0	0-0	0	0	0	B. Lampley	1	0	1	0-0	0-0	0	0	0						
S. Barrett	3	0	3	0-0	0-0	0	0	0	J. Garcia-Williams	1	0	1	0-0	0-0	0	0	0						
S. Harris	2	0	2	1-8	0-0	0	0	0	W. Parks	0	1	1	0-0	0-0	0	0	0						
D. Stewart	2	0	2	0-0	1-9	1	0	0	TEAM TOTALS	37	12	49	2-15	1-9	3	0	0						



BRONCOS ALL-TIME DRAFT CHOICES

NUMBER OF DRAFT CHOICES PER SCHOOL

- 19 — Florida
- 15 — Georgia
- 14 — Colorado, Miami (Fla.), Nebraska
- 13 — Houston, Southern California
- 12 — Louisiana State, Michigan State, Washington
- 11 — Arizona State, Michigan
- 10 — Arkansas, Notre Dame
- 9 — Maryland, Mississippi, Ohio State, Oklahoma, Oregon, Purdue, Virginia Tech
- 8 — Arizona, Clemson, Georgia Tech, Iowa, Minnesota, Syracuse, Texas, Utah State, Washington State
- 7 — Baylor, Boise State, Boston College, Kansas, North Carolina
- 6 — Auburn, Brigham Young, California, Florida A&M, Northwestern, Oklahoma State, Penn State, San Diego, Tennessee, Texas A&M, UCLA, Utah, Virginia
- 5 — Alabama, Alcorn State, Colorado State, Florida State, Grambling, Illinois, Mississippi State, Pittsburgh, San Jose State, Texas Christian, Tulane, Wisconsin
- 4 — Arkansas State, Bowling Green/Bowling Green State, Idaho, Indiana, Iowa State, Jackson State, Kentucky, Louisville, Maryland-Eastern Shore, Miami (Ohio), Northern Arizona, Oregon State, Pacific, South Carolina, Southern, Stanford, Texas A&I/Texas A&M Kingsville, Texas Tech, Tulsa, Wyoming
- 3 — Detroit, Duke, Kansas State, Montana State, North Carolina State, North Texas State, Rice, Richmond, Tennessee State, Texas-El Paso, Toledo, Weber State
- 2 — Alabama A&M, Bakersfield J.C., Boston University, Central Florida, Central State (Okla.), Cincinnati, Fresno State, Hawaii, Hillsdale, Hofstra, Holy Cross, Idaho State, Kent State, Lamar, Louisiana Tech, Marshall, Massachusetts, Missouri, Nevada-Las Vegas, New Mexico, New Mexico State, North Carolina Central, North Dakota, Ohio, Southern Methodist, Southern Mississippi, Tuskegee, Villanova, Wake Forest, Western Illinois, Western Michigan
- 1 — Abilene Christian, Air Force, Akron, Albany State, Albion, Arkansas-Pine Bluff, Augustana (S.D.), Ball State, Benedictine, Bloomsburg, C.W. Post, Cal. State-Humboldt, Central Michigan, Coastal Carolina, Colorado College, Cornell College (Iowa), Dayton, Delaware State, Denver, Drake, Dubuque, East Carolina, Eastern Illinois, Elon College, Evansville, Findlay, Florence State, Fort Valley State, Furman, Harding, Howard, Howard Payne, James Madison, Kutztown, Liberty, Long Beach State, Maine, McNeese State, Memphis, Memphis State, Middle Tennessee State, Mississippi Valley State, Mississippi College, Morgan State, Muskingum, Nevada, Northeastern Louisiana, Northeastern Missouri State, Nebraska-Omaha, New Mexico Highlands, Norfolk State, North Alabama, North Dakota State, Northern Illinois, Occidental, Parsons College, Portland State, Southeastern Louisiana, Salem College (W.V.), Santa Ana J.C., Savannah State, South Carolina State, South Dakota, South Dakota State, South Dakota Tech, South Florida, Tampa, Temple, Tennessee Tech, Tennessee-Martin, Trinity (Conn.), Troy State, Valparaiso, Vanderbilt, Vermont, Virginia Military, Wayne State (Neb.), West Texas State, West Virginia, Western Kentucky, Wichita State, William & Mary, Wisconsin-Whitewater, Wittenburg, Yankton College

BRONCOS ALL-TIME FIRST-ROUND PICKS (SINCE 1967)

Year	Ovr.	Name	Pos.	School	Year	Ovr.	Name	Pos.	School
1967	6	Floyd Little	HB	Syracuse	1997	28	Trevor Pryce	DT	Clemson
1970	11	Bobby Anderson	RB	Colorado	1998	30	Marcus Nash	WR	Tennessee
1971	12	Marv Montgomery	T	Southern Calif.	1999	31	Al Wilson	LB	Tennessee
1972	5	Riley Odoms	TE	Houston	2000	15	Deltha O'Neal	CB	California
1973	9	Otis Armstrong	RB	Purdue	2001	24	Willie Middlebrooks	CB	Minnesota
1974	14	Randy Gradishar	LB	Ohio State	2002	19	Ashley Lelie	WR	Hawaii
1975	17	Louis Wright	CB	San Jose State	2003	20	George Foster	T	Georgia
1976	15	Tom Glassic	G	Virginia	2004	17	D.J. Williams	LB	Miami (Fla.)
1977	18	Steve Schindler	G	Boston College	2006	11	Jay Cutler	QB	Vanderbilt
1978	27	Don Latimer	DT	Miami (Fla.)	2007	17	Jarvis Moss	DE	Florida
1979	22	Kelvin Clark	T	Nebraska	2008	12	Ryan Clady	T	Boise State
1981	15	Dennis Smith	S	Southern Calif.	2009	12	Knowshon Moreno	RB	Georgia
1982	21	Gerald Willhite	RB	San Jose State	2009	18	Robert Ayers	DE	Tennessee
1983	4	Chris Hinton	G	Northwestern	2010	22	Demaryius Thomas	WR	Georgia Tech
1985	26	Steve Sewell	RB	Oklahoma	2010	25	Tim Tebow	QB	Florida
1987	27	Ricky Nattiel	WR	Florida	2011	2	Von Miller	LB	Texas A&M
1988	26	Ted Gregory	NT	Syracuse	2013	28	Sylvester Williams	DT	North Carolina
1989	20	Steve Atwater	S	Arkansas	2014	31	Bradley Roby	CB	Ohio State
1991	4	Mike Croel	LB	Nebraska	2015	23	Shane Ray	LB	Missouri
1992	25	Tommy Maddox	QB	UCLA	2016	26	Paxton Lynch	QB	Memphis
1993	11	Dan Williams	DE	Toledo	2017	20	Garett Bolles	T	Utah
1996	15	John Mobley	LB	Kutztown	2018	5	Bradley Chubb	OLB	N.C. State

ALL-TIME DRAFT CHOICES

1960 (FIRST SELECTIONS)

*The 1960 draft class was released in alphabetical order, however, C Roger LeClerc (Trinity, CT) holds the distinction of being the franchise's first draft choice.

Name	Pos.	School
Harry Ball	T	Boston College
Charley Britt	QB	Georgia
Dave Canary	E	Cincinnati
Paul Candro	HB	Boston University
Bill Carrico	G	North Texas State
Larry Cundiff	C	Michigan State
Bernard Darre	T	Tulane
Roger Davis	T	Syracuse
Lonnie Dennis	G	Brigham Young
John Dingens	T-G	Detroit
Maurice Doke	G	Texas
Mike Dowdle	FB	Texas
Wayne Hawkins	T	Pacific
Gary Huber	C	Miami (Ohio)
Dave Hudson	E	Florida
Claude King	HB	Houston
Don Klochak	FB	North Carolina
Roger LeClerc*	C	Trinity (CT)
Dean Look	QB	Michigan State
Bill Mathis	HB	Clemson
Ken McNeece	T-G	San Jose State
James Monroe	QB	Arkansas
Ray Norton	HB	San Jose State
Robert Rosbaugh	HB	Miami (Fla.)
Mel Semenko	E	Colorado
Lebron Shields	T	Tennessee
Jack Spikes	FB	Texas Christian
Howard Turley	E	Louisville
Jim Walden	QB	Wyoming
Willie West	HB	Oregon
John Willener	G	Oregon
Bob Yates	T	Syracuse
Ken Young	E	Valparaiso
Bob Zimpter	T-G	Bowling Green

1960 (SECOND SELECTIONS)

Name	Pos.	School
Mel Branch	T-G	Louisiana State
Ronnie Cain	E	Kentucky
Jack Campbell	E	Toledo
Tom Chapman	E	Detroit
LaVelle Coleman	HB	Western Michigan
Jim Colvin	T-G	Houston
Teddy Foret	T-G	Auburn
Bobby Green	HB	Florida
Jack Hanlon	HB	Penn State
George Hershberger	T-G	Wichita State
Sam Homer	HB	Virginia Military
Bob Hudson	E	Clemson
Vic Jones	HB	Indiana
Billy Luplow	T-G	Arkansas
George Phelps	HB	Cornell College (Iowa)
Tom Roberts	T-G	Georgia Tech
Sam Stenger	C	Denver
Olin Treadway	QB	Iowa
John Wilkins	T-G	So. California
Emmet Wilson	T-G	Georgia Tech

1961

Rd.	Name	Pos.	School
1	Bob Gaiters	HB	New Mexico State
2	Jerry Hill	HB	Wyoming
3	Chas Strange	C	Louisiana State
4a	Roland McDole	T	Nebraska
4b	Sonny Davis	E	Baylor
5	Charles Cowan	E	New Mex. Highlands
6	Dale Evans	HB	Kansas State
7	Pat Patchen	E	Florida
9	Phil Nugent	QB	Tulane
10	Chas. Sturgeon	HB	Kentucky

11	John Simko	E	Augustana (S.D.)
12	Jerry Miller	E	Howard Payne
13	Ron Greene	G	Washington State
14	Bill Cooper	FB	Muskingum
15	Willie Crafts	G	Texas A&I
16	Jim Larkin	T	Hillsdale
17	Chuck Weiss	FB	Colorado
18	Chick Graning	HB	Georgia Tech
19	John Hobbs	G	Maryland-E. Shore
20	Buck McLeod	T	Baylor
21	Jim Morgan	HB	Iowa State
22	Tom Hackler	E	Tennessee Tech
23	Tom Jewell	T	Idaho State
24	E. A. Simms	E	New Mexico State
25	Pete Samms	T	Central State (Okla.)
26	Sam Smith	HB	Florence State
27	Donald Olson	HB	Nebraska
28	Wayne Lee	G	Colorado State
29	Archie Cobb	T	Nebraska
30	Dave Mills	HB	N.E. Missouri State

1962

Rd.	Name	Pos.	School
1	Merlin Olsen	T	Utah State
2	Jerry Hillebrand	E	Colorado
3	Charles Holmes	FB	Maryland-E. Shore
4	John Furman	QB	Texas-El Paso
7	John McGeeever	HB	Auburn
8	Elbert Harris	HB	S.E. Louisiana
9	Larry Jepson	C	Furman
10	Gale Weidner	QB	Colorado
11	Mike Kline	G	Oregon State
13	Bob Cegelski	C	Montana State
14	Sonny Gibbs	QB	Texas Christian
15	Bill Louden	G	Benedictine
16	Gary Ballman	HB	Michigan State
17	Jerry Tarr	E	Oregon
18	Pete Schenk	E	Washington State
20	Mike Martin	E	Washington State
21	Jim Perkins	T	Colorado
22	Don Kasso	HB	Oregon State
23	Ken Tureaud	HB	Michigan
24	Neil Thomas	G	Hillsdale
25	Dave Edwards	E	Auburn
26	Jim Roberts	T	Mississippi
27	Andy VonSonn	C	UCLA
28	Paul Holmes	T	Georgia
29	Lynn Hoyem	C	Long Beach State
30	Walter Mince	HB	Arizona
31	Bill Williamson	T	Bakersfield J.C.
32	Vester Flanagan	T	Cal. State-Humboldt
33	Duane Allen	E	Santa Ana J.C.
34	Steve Stonebraker	E	Detroit

1963

Rd.	Name	Pos.	School
1	Kermit Alexander	HB	UCLA
2a	Ray Poage	FB	Texas
2b	Tom Nomina	T	Miami (Ohio)
3	Tommy Janik	HB	Texas A&I
4	Lou Slaby	LB	Pittsburgh
5	Ray Mansfield	C	Washington
6	Anton Peters	T	Florida
7a	Mickey Slaughter	QB	Louisiana Tech
7b	Paul Flatley	E	Northwestern
8a	Hewitt Dixon	FB	Florida A&M
8b	John Griffin	HB	Memphis State
9	Marv Fleming	E	Utah
10a	Lonnie Sanders	HB	Michigan State
10b	Pat Richter	E	Wisconsin
11	Billy Joe	FB	Villanova
12	John Gamble	E	Pacific
13	James Maples	C	Baylor
15	Winston Freeman	E	North Texas State
16	David Crossan	G	Maryland
17	Bob Paremora	HB	Florida A&M



18	Charles Mitchell	HB	Washington
19a	Frank Baker	FB	Toledo
19b	Bruce Starling	HB	Florida
20	Dan Grimm	G	Colorado
21	Ross Nolan	E	N.E. Louisiana
22	Dave Mathiesen	QB	Washington State
23	Billy Moody	HB	Arkansas
24	C.B. Simons	LB	Stanford
25	Forest Farmer	LB	Purdue
26	Monte Day	T	Fresno State
27	John Sellers	T	Bakersfield J.C.
28	Bill Reddell	HB	Occidental
29	Kern Carson	HB	San Diego State

1964

Rd.	Name	Pos.	School
1	Bob Brown	T	Nebraska
3a	Marv Woodson	DB	Indiana
3b	Matt Snorton	DE-E	Michigan State
6a	Don Shackelford	T	Pacific
6b	Al Denson	FL	Florida A&M
7	Ray Kubala	C-T	Texas A&M
7a	Jerry Richardson	LB	West Texas State
8	Wally Hilgenberg	G-LB	Iowa
9	John Mims	T	Rice
12	Paul Krause	DB	Iowa
13	Charlie Parker	G	Southern Mississippi
14	Bob Hayes	HB	Florida A&M
15	Chuck Logan	E	Northwestern
16	Bob Cherry	E	Wittenburg
17	Jim McNaughton	E	Utah State
18	George Mira	QB	Miami (Fla.)
19	Odell Barry	FL	Findlay
21	Dick Herzog	T	Drake
22	Gary Lewis	HB	Arizona State
23	Ken Brusvan	T	Oregon State
24	Mickey Bitsko	LB	Dayton
25	Jim Jones	E	Wisconsin
26	Bob Berry	QB	Oregon

1965

Rd.	Name	Pos.	School
2	Dick Butkus	LB	Illinois
3	Glen Ressler	C	Penn State
4	George Donnelly	DB	Illinois
5a	Bob Breitenstein	T	Tulsa
5b	Max Leetzow	DT	Idaho
6	Tom Wilhelm	T	Syracuse
7	Jim Garcia	DE	Purdue
8	John Holman	G	Wisconsin
9	Gerry Bussell	DB	Georgia Tech
10	Gene Jeter	LB	Arkansas-Pine Bluff
11	Tom Vaughan	HB	Iowa State
12	Tom Myers	QB	Northwestern
13	Mike Strofalino	LB	Villanova
14	John Frick	G	Ohio
15	Jeff Jordan	DB	Tulsa
16	Brian Schweda	T	Kansas
17	Larry Dupree	HB	Florida
18	Ron Oelschlager	HB	Kansas
20	Terry Metchner	G	Albion

1966

Rd.	Name	Pos.	School
1	Jerry Shay	T	Purdue
2	Freeman White	E	Nebraska
3	Bob Hadrick	E	Purdue
4	Randy Johnson	QB	Texas A&I
5	Billy Clay	DB	Mississippi
6	James Fulgham	T	Minnesota
7	Jerry Jone	G	Bowling Green
7a	Scotty Glacken	QB	Duke
8	Goldie Sellers	DB	Grambling
9	Ron Sbranti	LB	Utah State
10	Larry Cox	T	Abilene Christian
11	James Burns	G	Northwestern
13	Eric Crabtree	DB	Pittsburgh
14	Fred Forsberg	DT	Washington
15	Mike Ringer	DB	Oklahoma

16	Frank Rogers	K	Colorado
17	Gary Eickman	DE	Illinois
18	Tom Talaga	T	Notre Dame
19	Tom Coughlin	DE	Miami (Fla.)
20	Cliff Hysell	T	Montana State

1967

Rd.	No.	Name	Pos.	School
1	6	Floyd Little	HB	Syracuse
2	32	Thomas Beer	TE	Houston
3a	58	Mike Current	T	Ohio State
3b	59	George Goeddeke	C	Notre Dame
4	85	Carl Cunningham	DE	Houston
5a	110	Fran Lynch	FB	Hofstra
5b	113	John Huard	LB	Maine
6	139	Neal Sweeney	E	Tulsa
7	165	Frank Richter	G	Georgia
8	191	Tom Cassese	E	C.W. Post
9	217	James Summers	DB	Michigan State
10	243	Paul Krause	QB	Dubuque
11	269	Lou Andrus	DE	Brigham Young
13	321	Dennis Furjanic	DE	Houston
14	347	Tom Francisco	HB	Virginia Tech
15	373	Donald Smith	G	Florida A&M
16	399	Jack Lentz	QB	Holy Cross
17	425	Wayne Valley	T	Oregon State

1968

Rd.	No.	Name	Pos.	School
2	31	Curley Culp	DE	Arizona State
3a	58	Garrett Ford	RB	West Virginia
3b	75	Robert Vaughn	T	Mississippi
4a	91	Gordon Lambert	LB	Tennessee-Martin
4b	102	Drake Garrett	DB	Michigan State
4c	111	Gus Hollomon	DB	Houston
8	196	Steve Holloway	DB	Weber State
9	222	Paul Smith	LB	New Mexico
10	252	Bob Langford	T	Middle Tenn. St.
12	304	Robert Hendrix	T	Mississippi
13	330	Charles Greer	DB	Colorado
14	357	Marlin Briscoe	RB	Nebraska-Omaha
15	386	Jeff Kuhman	LB	Vermont
16	412	Adin Brown	LB	William & Mary
17	438	Steve Grady	RB	So. California

1969

Rd.	No.	Name	Pos.	School
2	36	Grady Cavness	DB	Texas-El Paso
3	61	Bill Thompson	DB	Maryland-E. Shore
4a	84	Mike Schnitker	LB	Colorado
4b	88	Edward Hayes	DB	Morgan State
5	113	Frank Quayle	RB	Virginia
6a	131	Wandy Williams	RB	Hofstra
6b	140	Mike Coleman	RB	Tampa
7	165	Al Giffin	TE	Auburn
9	217	Henry Jones	RB	Grambling
10	244	Jim Smith	DB	Utah State
11	270	Alan Pastrana	QB	Maryland
12	296	Wes Plummer	DB	Arizona State
13	321	John Sias	SE	Georgia Tech
14	348	Gary Crane	LB	Arkansas State
15	373	Errol Kahoun	G	Miami (Ohio)
16	400	Billy Woods	DB	North Texas State
17	425	Buster O'Brien	QB	Richmond

1970

Rd.	No.	Name	Pos.	School
1	11	Bob Anderson	RB	Colorado
2	37	Alden Roche	DE	Southern
3	63	John Kohler	T	South Dakota
4	89	Jerry Hendren	WR	Idaho
5	115	Bill McKoy	LB	Purdue
6	141	John Mosier	TE	Kansas
7	167	Randy Montgomery	CB	Weber State
8	208	Lewis Porter	RB	Southern
9	219	Dave Washington	LB	Alcorn State
10	247	Maurice Fullerton	DT	Tuskegee
11	271	Cleve Bryant	DB	Ohio University
12	301	Greg Jones	RB	UW-Whitewater

ALL-TIME DRAFT CHOICES, CONT.

13	323	Jim McKay	CB	Parsons College
14	349	Jeff Slipp	LB	Brigham Young
15	375	Mahe Barakat	K	S. Dakota Tech
16	401	Bob Stewart	QB	Northern Arizona
17	427	Frank Kalfoss	K	Montana State

1971

Rd.	No.	Name	Pos.	School
1	12	Mary Montgomery	T	So. California
2	35	Dwight Harrison	WR	Texas A&I
4a	79	Lyle Alzado	DE	Yankton College
4b	87	Cleo Johnson	CB	Alcorn State
6	139	Harold Phillips	C	Michigan State
7	165	Doug Adams	CB	Ohio State
8	187	Tom Beard	LB	Michigan State
9	217	John Handy	LB	Purdue
10	243	Carlis Harris	WR	Idaho State
11	269	Roger Roitsch	DT	Rice
12	295	Floyd Franks	WR	Mississippi
13	321	Craig Blackford	QB	Evansville
14	350	Tommy Lyons	C	Georgia
15	373	Lawrence James	RB	Norfolk State
16	399	Steve Thompson	DT	Minnesota
17	425	Jack Simcsak	P-K	Virginia Tech

1972

Rd.	No.	Name	Pos.	School
1	5	Riley Odums	TE	Houston
3	58	Bill Phillips	LB	Arkansas State
4	102	Tom Graham	LB	Oregon
5	118	Jim Krieg	WR	Washington
8	186	Ronnie Estay	LB	Louisiana State
9	214	Floyd Priestner	DB	Boston University
10	239	Richard Wilkins	DE	Maryland-E. Shore
11	263	Larry Brunson	WR	Colorado
12	292	Randy McDougall	DB	Weber State
13	317	Bob Warner	RB	Bloomsburg
14	342	Jerome Kundich	G	Texas-El Paso
15	370	Skip Parmenter	DT	Massachusetts
16	395	Tom Bougus	RB	Boston College
17	420	Lou Harris	RB	So. California

1973

Rd.	No.	Name	Pos.	School
1	9	Otis Armstrong	RB	Purdue
2	36	Barney Chavous	DE	S. Carolina St.
3a	54	Paul Howard	G	Brigham Young
3b	70	John Wood	DT	Louisiana State
4	88	Tom Jackson	LB	Louisville
5	113	Charles McTorry	DB	Tennessee State
7a	165	Mike Askea	T	Stanford
7b	166	John Grant	DE	So. California
9	217	Lyle Blackwood	DB	Texas Christian
10	244	Al Marshall	WR	Boise State
11	269	Elton Brown	DT	Utah State
12	296	Jim O'Malley	LB	Notre Dame
13a	319	Ed Smith	DE	Colorado College
13b	321	Ed White	RB	Tulsa
14	348	John Hufnagel	QB	Penn State
15	373	Calvin Jones	DB	Washington
16a	398	Oliver Ross	RB	Alabama A&M
16b	200	Ken Muhlbeier	C	Idaho
17	425	Kenneth Morgan	TE	Elon College

1974

Rd.	No.	Name	Pos.	School
1	14	Randy Gradishar	LB	Ohio State
2	42	Carl Wafer	DT	Tennessee State
3	68	Claudie Minor	T	San Diego State
4	92	Ozell Collier	CB	Colorado
6	145	John Winesberry	WR	Stanford
10	248	Charlie Johnson	CB	Southern
11	276	Steve Buchanan	RB	Holy Cross
12	301	Larry Cameron	LB	Alcorn State
13	326	John Clerkley	DT	Fort Valley State
14	345	Rich Marks	DB	Northern Illinois

15	379	Piel Pennington	QB	Massachusetts
16	404	Darrell Austin	T	South Carolina
17	432	Boyd Brown	TE	Alcorn State

1975

Rd.	No.	Name	Pos.	School
1	17	Louis Wright	CB	San Jose State
2	43	Charlie Smith	DE	N. Carolina Cent.
3a	54	Mike Francowiak	QB/KS	Central Michigan
3b	69	Drew Mahalic	LB	Notre Dame
4a	84	Steve Taylor	DB	Georgia
4b	95	Rick Upchurch	WR	Minnesota
5a	107	Stan Rogers	T	Maryland
5b	121	Rubin Carter	DT	Miami (Fla.)
8	199	Steve Foley	S/QB	Tulane
9	225	Roussell Williams	DB	Arizona
10	240	Hank Englehardt	C	Pacific
10	251	Steve Haggerty	WR	Nevada-Las Vegas
12	303	Harry Walters	LB	Maryland
13	329	Eric Penick	RB	Notre Dame
14	355	Jerry Arnold	G	Oklahoma
15	381	Ken Shelton	TE	Virginia
16	401	Bubba Bridges	DT	Colorado
17	433	Lester Sherman	RB	Albany State

1976

Rd.	No.	Name	Pos.	School
1	15	Tom Glassic	G	Virginia
2	43	Kurt Knoff	S	Kansas
4	107	Craig Penrose	QB	San Diego State
5	139	Lonnie Perrin	RB	Illinois
8	224	James Betterson	RB	North Carolina
9a	252	Jim Czirr	C	Michigan
9b	260	Jim Lisko	LB	Arkansas State
10	278	Art Gilliam	DE	Grambling
11	306	Greg Pittman	LB	Iowa State
12	334	Randy Moore	DT	Arizona State
13	362	Donnie McGraw	CB	Houston
14	390	Larry Evans	LB	Mississippi Coll.
15	418	Wilbur Summers	P	Louisville
16	446	John Huddleston	LB	Utah
17	474	Randy Cozens	LB	Pittsburgh

1977

Rd.	No.	Name	Pos.	School
1	18	Steve Schindler	G	Boston College
2	45	Rob Lytle	RB	Michigan
4	101	Bill Bryan	C	Duke
7	185	Larry Swider	P	Pittsburgh
8	212	Calvin Culliver	RB	Alabama
9	241	Charles Jackson	NT	Washington
10	268	Orna Middlebrook	WR	Arkansas State
11	297	Phil Heck	LB	California
12	324	Scott Levenhagen	TE	Western Illinois

1978

Rd.	No.	Name	Pos.	School
1	27	Don Latimer	DT	Miami (Fla.)
2	55	Bill Gay	TE	So. California
8	221	Frank Smith	T	Alabama A&M
10	277	Vince Kinney	WR	Maryland
11	305	Lacy Brumley	T	Clemson

1979

Rd.	No.	Name	Pos.	School
1	22	Kelvin Clark	T	Nebraska
3	77	Bruce Radford	DE	Grambling
4	105	Charles Jefferson	DB	McNeese State
5	132	Rick Leach	QB	Michigan
6	148	Jeff McIntyre	LB	Arizona State
7	188	Luke Prestridge	P	Baylor
9	242	Charlie Taylor	WR	Rice
11	297	Zachary Dixon	RB	Temple
12	325	David Jacobs	K	Syracuse



1980

Rd.	No.	Name	Pos.	School
	2	Rulon Jones	DE	Utah State
3	74	Larry Carter	DB	Kentucky
4	107	Rick Parros	RB	Utah State
5a	131	Mike Harden	S	Michigan
5b	136	Laval Short	NT	Colorado
6	157	Keith Bishop	G	Baylor
7	184	John Havekost	G	Nebraska
8	197	Don Coleman	WR	Oregon
9	243	Greg Bracelin	LB	California
10	270	Virgil Seay	RS	Troy State
11	297	Phil Farris	WR	North Carolina

1981

Rd.	No.	Name	Pos.	School
1	15	Dennis Smith	S	So. California
2	42	Clay Brown	TE	Brigham Young
4	98	Mark Herrmann	QB	Purdue
5	125	Ken Lanier	T	Florida State
6	151	Alvin Lewis	RB	Colorado State
7	181	Steve Busick	LB	So. California
9	234	Rusty Olsen	DE	Washington
11	290	Pat Walker	WR	Miami (Fla.)
12a	317	John Hankerd	LB	Notre Dame
12b	321	Mandel Robinson	RB	Wyoming

1982

Rd.	No.	Name	Pos.	School
1	21	Gerald Willhite	RB	San Jose State
2	50	Orlando McDaniel	WR	Louisiana State
4	106	Dan Plater	WR	Brigham Young
5	131	Sammy Winder	RB	Southern Mississippi
7	189	Alvin Ruben	DE	Houston
9	243	Keith Uecker	T	Auburn
10	274	Ken Woodard	LB	Tuskegee
11	300	Stuart Yatsko	G	Oregon
12	327	Brian Clark	G	Clemson

1983

Rd.	No.	Name	Pos.	School
1	4	Chris Hinton	G	Northwestern
2	31	Mark Cooper	T	Miami (Fla.)
3	60	Clinton Sampson	WR	San Diego State
5a	116	Weedy Harris	LB	Houston
5b	125	Bruce Baldwin	CB	Harding
6	143	Victor Heflin	CB	Delaware State
7	172	Myron Dupree	CB	N. Carolina Cent.
8	197	Gary Kubiak	QB	Texas A&M
9	228	Brian Hawkins	CB	San Jose State
10	254	Walt Bowyer	DE	Arizona State
11	283	Don Bailey	C	Miami (Fla.)
12	310	Karl Mecklenburg	NT/DE	Minnesota

1984

Rd.	No.	Name	Pos.	School
2	46	Andre Townsend	NT/DE	Mississippi
3	78	Tony Lilly	S	Florida
4	89	Randy Robbins	CB	Arizona
6	159	Aaron Smith	LB	Utah State
7	186	Clarence Kay	TE	Georgia
8a	207	Winford Hood	G	Georgia
8b	218	Scott Garnett	NT	Washington
9	245	Chris Brewer	RB	Arizona
10	272	Bobby Micho	TE	Texas
11	298	Gene Lang	RB	Louisiana State
12	326	Murray Jarman	WR	Clemson

1984 SUPPLEMENTAL DRAFT

Rd.	No.	Name	Pos.	School
1	19	Freddie Gilbert	DE	Georgia
2	46	Rick Massie	WR	Kentucky
3	78	Reggie Smith	T	Kansas

1985

Rd.	No.	Name	Pos.	School
1	26	Steve Sewell	RB	Oklahoma
2a	31	Vance Johnson	WR	Arizona
2b	54	Simon Fletcher	DE	Houston
4	110	Keli McGregor	TE	Colorado State

5	139	Billy Hinson	G	Florida
7	194	Dallas Cameron	NT	Miami (Fla.)
8	222	Eric Riley	CB	Florida State
9	249	Daryl Smith	CB	North Alabama
10a	269	Buddy Funck	QB	New Mexico
10b	278	Ron Anderson	LB	Southern Methodist
11	306	Gary Rolle	WR	Florida
12	334	Dan Lynch	G	Washington St.

1986

Rd.	No.	Name	Pos.	School
4	104	Jim Juriga	G	Illinois
5	134	Tony Colorito	NT	So. California
6a	151	Orson Mobley	TE	Salem College (W.V.)
6b	161	Mark Jackson	WR	Purdue
7	188	Ray Phillips	LB	N. Carolina St.
8	217	Bruce Klostermann	LB	S. Dakota St.
9	244	Joe Thomas	WR	Miss. Valley St.
10	271	Victor Hall	TE	Jackson State
11	301	Thomas Dendy	RB	South Carolina

1987

Rd.	No.	Name	Pos.	School
1	27	Ricky Nattiel	WR	Florida
3	86	Michael Brooks	LB	Louisiana State
4	111	Marc Munford	LB	Nebraska
6	167	Warren Marshall	RB	James Madison
7	194	Wilbur Strozier	TE	Georgia
8	222	Dan Morgan	G	Penn. State
9	250	Bruce Plummer	CB	Mississippi State
10	278	Rafe Wilkinson	LB	Richmond
11a	299	Steve Roberts	DE	Washington
11b	306	Tommy Neal	RB	Maryland
12	334	Tyrone Braxton	CB	North Dakota St.

1988

Rd.	No.	Name	Pos.	School
1	26	Ted Gregory	NT	Syracuse
2	45	Gerald Perry	T	Southern
3	79	Kevin Guidry	CB	Louisiana State
5	136	Corris Ervin	CB	Central Florida
7a	174	Pat Kelly	TE	Syracuse
7b	192	Garry Frank	G	Mississippi State
9	248	Mel Farr Jr.	RB	UCLA
10	268	Channing Williams	RB	Arizona
11	304	Richard Calvin	RB	Washington State
12	332	Johnny Carter	NT	Grambling

1989

Rd.	No.	Name	Pos.	School
1	20	Steve Atwater	S	Arkansas
2a	41	Doug Widwell	G/T	Boston College
2b	47	Warren Powers	DE	Maryland
3	69	Darrell Hamilton	T	North Carolina
4	97	Jake McCullough	DE	Clemson
5	132	Darren Carrington	CB	Northern Arizona
6	152	Anthony Stafford	WR	Oklahoma
7	180	Melvin Bratton	RB	Miami (Fla.)
8	208	Paul Green	TE	So. California
9a	236	Monte Smith	G	North Dakota
9b	241	Wayne Williams	RB	Florida
10	264	Anthony Butts	NT	Mississippi State
11	292	Richard Shelton	CB	Liberty
12	320	John Javis	WR	Howard

1989 SUPPLEMENTAL DRAFT

Rd.	No.	Name	Pos.	School
1		Bobby Humphrey	RB	Alabama

1990

Rd.	No.	Name	Pos.	School
2	52	Alton Montgomery	DB	Houston
4	92	Jeroy Robinson	LB	Texas A&M
5a	111	Jeff Davidson	G	Ohio State
5b	136	Le-Lo Lang	DB	Washington
6	164	Ronnie Haliburton	TE	Louisiana State
7	192	Shannon Sharpe	WR	Savannah State
8	219	Brad Leggett	C	So. California
9	247	Todd Ellis	QB	South Carolina
10a	259	James Szymanski	DE	Michigan State
10b	275	Anthony Thompson	LB	East Carolina

ALL-TIME DRAFT CHOICES, CONT.

1991

Rd.	No.	Name	Pos.	School
1	4	Mike Croel	LB	Nebraska
2	30	Reggie Johnson	TE	Florida State
3	61	Keith Traylor	LB	Central State (Okla.)
4	89	Derek Russell	WR	Arkansas
5	115	Greg Lewis	RB	Washington
6	142	Nick Subis	T/C	San Diego State
8	200	Kenny Walker	DE	Nebraska
9	227	Don Gibson	NT	So. California
10	253	Curtis Mayfield	WR	Oklahoma State
11	284	Shawn Moore	QB	Virginia

1992

Rd.	No.	Name	Pos.	School
1	25	Tommy Maddox	QB	UCLA
2	54	Shane Dronett	DE	Texas
4	110	Chuck Johnson	T/G	Texas
5	137	Frank Robinson	CB	Boise State
7a	170	Ron Geater	DE	Iowa
7b	181	Jim Johnson	T	Michigan State
7c	193	Jon Bostick	WR	Nebraska
8	208	Dietrich Lockridge	T/G	Jackson State
9	249	Muhammad Oliver	CB	Oregon
10	278	Bob Meeks	C/T	Auburn
11	305	Cedric Tillman	WR	Alcorn State
11	306	Ed Tillison	RB	N.W. Missouri St.
12	334	John Granby	CB/S	Virginia Tech

1993

Rd.	No.	Name	Pos.	School
1	11	Dan Williams	DE	Toledo
2	43	Glyn Milburn	RB	Stanford
3a	69	Rondell Jones	S	North Carolina
3b	70	Jason Elam	P/K	Hawaii
4	98	Jeff Robinson	DE	Idaho
5	126	Kevin Williams	RB	UCLA
6	154	Melvin Bonner	WR	Baylor
7a	169	Clarence Williams	TE	Washington State
7b	182	Tony Kimbrough	WR	Jackson State
8	210	Brian Stablein	WR	Ohio State

1994

Rd.	No.	Name	Pos.	School
2	51	Allen Aldridge	LB	Houston
4	123	Randy Fuller	CB	Tennessee State
7a	210	Keith Burns	LB	Oklahoma State
7b	212	Butler By'not'e	RB	Ohio State
7c	218	Tom Nalen	C	Boston College

1995

Rd.	No.	Name	Pos.	School
4a	121	Jamie Brown	T	Florida A&M
4b	124	Ken Brown	LB	Virginia Tech
5	146	Phil Yeboah-Kodie	LB	Penn State
6a	182	Fritz Fequiere	G	Iowa
6b	196	Terrell Davis	RB	Georgia
7a	218	Steve Russ	LB	Air Force
7b	222	Byron Chamberlain	WR	Wayne State (Neb.)

1996

Rd.	No.	Name	Pos.	School
1	15	John Mobley	LB	Kutztown
2	44	Tony James	CB	Louisiana State
3a	65	Detron Smith	FB	Texas A&M
3b	78	Mark Campbell	DT	Florida
4a	100	Jeff Lewis	QB	Northern Arizona
4b	122	Darrius Johnson	CB	Oklahoma
5	149	Patrick Jeffers	WR	Virginia
6	181	Tony Veland	S	Nebraska
7a	213	Leslie Ratliffe	T	Tennessee
7b	226	Chris Banks	G	Kansas
7c	235	L.T. Levine	RB	Kansas
7d	236	Brian Gragert	P	Wyoming

1997

Rd.	No.	Name	Pos.	School
1	28	Trevor Pryce	DT	Clemson
3	67	Dan Neil	G/C	Texas
4	124	Cory Gilliard	S	Ball State

1998

Rd.	No.	Name	Pos.	School
1	30	Marcus Nash	WR	Tennessee
2	61	Eric Brown	S	Mississippi State
3	91	Brian Griesse	QB	Michigan
4	122	Curtis Alexander	RB	Alabama
5	153	Chris Howard	RB	Michigan
7a	200	Trey Teague	T	Tennessee
7b	219	Nate Wayne	LB	Mississippi

1999

Rd.	No.	Name	Pos.	School
1	31	Al Wilson	LB	Tennessee
2a	58	Montae Reagor	DE	Texas Tech
2b	61	Lennie Friedman	G	Duke
3a	67	Chris Watson	CB	Eastern Illinois
3b	93	Travis McGriff	WR	Florida
4	127	Olandis Gary	RB	Georgia
5a	158	David Bowens	LB	Western Illinois
5b	167	Darwin Brown	CB	Texas Tech
6a	179	Desmond Clark	TE	Wake Forest
6b	204	Chad Plummer	WR	Cincinnati
7a	218	Billy Miller	WR	So. California
7b	238	Justin Swift	TE	Kansas State

2000

Rd.	No.	Name	Pos.	School
1	15	Deltha O'Neal	CB	California
2a	40	Ian Gold	LB	Michigan
2b	45	Kenoy Kennedy	S	Arkansas
3	70	Chris Cole	WR	Texas A&M
4a	101	Jerry Johnson	DT	Florida State
4b	112	Cooper Carlisle	G/T	Florida
5	154	Muneer Moore	WR	Richmond
6	189	Mike Anderson	RB	Utah
7a	214	Jarius Jackson	QB	Notre Dame
7b	246	Leroy Fields	WR	Jackson State

2001

Rd.	No.	Name	Pos.	School
1	24	Willie Middlebrooks	CB	Minnesota
2	51	Paul Toviesi	DE	Marshall
3	87	Reggie Hayward	DE	Iowa State
4a	113	Ben Hamilton	C	Minnesota
4b	120	Nick Harris	P	California
6	190	Kevin Kasper	WR	Iowa

2002

Rd.	No.	Name	Pos.	School
1	19	Ashley Lelie	WR	Hawaii
2	51	Clinton Portis	RB	Miami (Fla.)
3	96	Dorsett Davis	DT	Mississippi State
4	131	Sam Brandon	S	Nevada-Las Vegas
5	144	Herb Haygood	WR	Michigan State
6	191	Joeb Putzier	TE	Boise State
7a	228	Chris Young	S	Georgia Tech
7b	231	Monsanto Pope	DT	Virginia

2003

Rd.	No.	Name	Pos.	School
1	20	George Foster	T	Georgia
2	51	Terry Pierce	LB	Kansas State
4a	108	Quentin Griffin	RB	Oklahoma
4b	114	Nick Eason	DT	Clemson
4c	128	Bryant McNeal	DE	Clemson
5a	157	Ben Claxton	C	Mississippi
5b	158	Adrian Madise	WR	Texas Christian
6	194	Aaron Hunt	DE	Texas Tech
7a	227	Clint Mitchell	DE	Florida
7b	235	Ahmaad Galloway	RB	Alabama

2004

Rd.	No.	Name	Pos.	School
1	17	D.J. Williams	LB	Miami (Fla.)
2a	41	Tatum Bell	RB	Oklahoma State
2b	54	Darius Watts	WR	Marshall
3	85	Jeremy LeSueur	CB	Michigan
5	152	Jeff Shoate	CB	San Diego State
6a	171	Triandos Luke	WR	Alabama
6b	190	Josh Sewell	C	Nebraska
7a	225	Matt Mauck	QB	Louisiana State
7b	247	Brandon Miree	RB	Pittsburgh
7c	250	Bradlee Van Pelt	QB	Colorado State

2005

Rd.	No.	Name	Pos.	School
2	56	Darrent Williams	CB	Oklahoma State
3a	76	Karl Paymah	CB	Washington State
3b	97	Dominique Foxworth	CB	Maryland
3c	101	Maurice Clarett	RB	Ohio State
6	200	Chris Myers	OL	Miami (Fla.)
7	239	Paul Ernster	K	Northern Arizona

2006

Rd.	No.	Name	Pos.	School
1	11	Jay Cutler	QB	Vanderbilt
2	61	Tony Scheffler	TE	Western Michigan
4a	119	Brandon Marshall	WR	Central Florida
4b	126	Elvis Dumervil	DE	Louisville
4c	130	Domenik Hixon	WR	Akron
5	161	Chris Kuper	G	North Dakota
6	198	Greg Eslinger	C	Minnesota

2007

Rd.	No.	Name	Pos.	School
1	17	Jarvis Moss	DE	Florida
2	56	Tim Crowder	DE	Texas
3	70	Ryan Harris	T	Notre Dame
4	121	Marcus Thomas	DT	Florida

2008

Rd.	No.	Name	Pos.	School
1	12	Ryan Clady	T	Boise State
2	42	Eddie Royal	WR	Virginia Tech
4	108	Kory Lichtensteiger	C	Bowling Green State
4	119	Jack Williams	CB	Kent State
5	139	Ryan Torain	RB	Arizona State
5	148	Carlton Powell	DT	Virginia Tech
6	183	Spencer Larsen	LB	Arizona
7	220	Josh Barrett	S	Arizona State
7	227	Peyton Hillis	FB	Arkansas

2009

Rd.	No.	Name	Pos.	School
1	12	Knowshon Moreno	RB	Georgia
1	18	Robert Ayers	DE	Tennessee
2	37	Alphonso Smith	CB	Wake Forest
2	48	Darcel McBath	S	Texas Tech
2	64	Richard Quinn	TE	North Carolina
4	114	Darrel Bruton	S	Notre Dame
4	132	Seth Olsen	G	Iowa
5	141	Kenny McKinley	WR	South Carolina
6	174	Tom Brandstater	QB	Fresno State
7	225	Blake Schluter	C	Texas Christian

2010

Rd.	No.	Name	Pos.	School
1	22	Demaryius Thomas	WR	Georgia Tech
1	25	Tim Tebow	QB	Florida
2	45	Zane Beadles	G	Utah
3	80	J.D. Walton	C	Baylor
3	87	Eric Decker	WR	Minnesota
5	137	Perrish Cox	CB	Oklahoma State
6	183	Eric Olsen	C	Notre Dame
7	225	Syd'Quan Thompson	CB	California
7	232	Jammie Kirlew	LB	Indiana

2011

Rd.	No.	Name	Pos.	School
1	2	Von Miller	LB	Texas A&M
2	45	Rahim Moore	S	UCLA
2	46	Orlando Franklin	T	Miami (Fla.)
3	67	Nate Irving	LB	North Carolina St.

4	108	Quinton Carter	S	Oklahoma
4	129	Julius Thomas	TE	Portland State
6	189	Mike Mohamed	LB	California
7	204	Virgil Green	TE	Nevada
7	247	Jeremy Beal	DE	Oklahoma

2012

Rd.	No.	Name	Pos.	School
2	36	Derek Wolfe	DT	Cincinnati
2	57	Brock Osweiler	QB	Arizona State
3	67	Ronnie Hillman	RB	San Diego State
4	101	Omar Bolden	CB	Arizona State
4	108	Philip Blake	C	Baylor
5	137	Malik Jackson	DE	Tennessee
6	188	Danny Trevathan	LB	Kentucky

2013

Rd.	No.	Name	Pos.	School
1	28	Sylvester Williams	DT	North Carolina
2	58	Montee Ball	RB	Wisconsin
3	90	Kayvon Webster	CB	South Florida
5a	146	Quanterus Smith	DE	Western Kentucky
5b	161	Tavarres King	WR	Georgia
6	173	Vinston Painter	T	Virginia Tech
7	234	Zac Dysert	QB	Miami (Ohio)

2014

Rd.	No.	Name	Pos.	School
1	31	Bradley Roby	CB	Ohio State
2	56	Cody Latimer	WR	Indiana
3	95	Michael Schofield	OL	Michigan
5	156	Lamin Barrow	LB	Louisiana State
6	207	Matt Paradis	C	Boise State
7	242	Corey Nelson	LN	Oklahoma

2015

Rd.	No.	Name	Pos.	School
1	23	Shane Ray	LB	Missouri
2	59	Ty Sambrailo	T	Colorado State
3	92	Jeff Heurman	TE	Ohio State
4	133	Max Garcia	C/G	Florida
5	164	Lorenzo Doss	CB	Tulane
6	203	Darius Kilgo	DT	Maryland
7	250	Trevor Siemian	QB	Northwestern
7	251	Taurean Nixon	CB	Tulane
7	252	Josh Furman	S	Oklahoma State

2016

Rd.	No.	Name	Pos.	School
1	26	Paxton Lynch	QB	Memphis
2	63	Adam Gotsis	DT	Georgia Tech
3	98	Justin Simmons	S	Boston College
4	136	Devontae Booker	RB	Utah
5	144	Connor McGovern	G	Missouri
6	176	Andy Janovich	FB	Nebraska
6	219	Will Parks	S	Arizona
7	228	Riley Dixon	P	Syracuse

2017

Rd.	No.	Name	Pos.	School
1	20	Garett Bolles	T	Utah
2	51	DeMarcus Walker	DE	Florida State
3	82	Carlos Henderson	WR	Louisiana Tech
3	101	Brendan Langley	CB	Lamar
5	145	Jake Butt	TE	Michigan
5	172	Isaiah McKenzie	WR	Georgia
6	203	De'Angelo Henderson	RB	Coastal Carolina
7	253	Chad Kelly	QB	Mississippi

2018

Rd.	No.	Name	Pos.	School
1	5	Bradley Chubb	OLB	N.C. State
2	40	Courtland Sutton	WR	Southern Methodist
3	71	Royce Freeman	RB	Oregon
3	99	Isaac Yiadom	CB	Boston College
4	106	Josey Jewell	LB	Iowa
4	113	DaeSean Hamilton	WR	Penn State
5	156	Troy Fumagalli	TE	Wisconsin
6	183	Sam Jones	C	Arizona State
6	217	Keishawn Bierria	LB	Washington
7	226	David Williams	RB	Arkansas

MISCELLANEOUS PLAYER MOVEMENT HISTORY

EQUALIZATION, EXPANSION DRAFTS

- 1962** — **AFL Equalization Draft:** Broncos obtain OG John Denvir from San Diego, OE Jerry Richardson from San Diego, QB Richie Lucas from Buffalo, DT Ike Lassiter from Dallas and HB Charles Bolden from Houston.
- 1966** — **Expansion Draft:** Broncos lost LB Tom Erlandson, DE Ed Cooke, OG Tommy Nomina and DB John McGeever to Miami.
- 1968** — **Expansion Draft:** Broncos lost RB Cookie Gilchrist, OG Pat Matson, LB Henry Sorrell, RB Mike Kellogg and DB Lonnie Wright to Cincinnati.
- 1976** — **Expansion Draft:** Broncos lost T Mike Current and DT Bubba Bridges to Tampa Bay and DB Steve Taylor to Seattle.
- 1995** — **Expansion Draft:** Broncos lost WR Cedric Tillman to Jacksonville and FS Charles Swann to Carolina.
- 1999** — **Expansion Draft:** Broncos lost WR Justin Armour to Cleveland.

PLAN B FREE AGENT SIGNINGS/LOSSES (1989-92)

- 1989** — **Signed:** T Paul Blair (Chi.), DE Alphonso Carreker (G.B.), T Bill Contz (N.O.), TE Doug Cosbie (Dal.), LB Scott Curtis (Phi.), RB Kerry Goode (T.B.), CB Wymon Henderson (Min.), LB Blake Peterson (Was.), RB Reggie Ware (L.A. Raiders), CB Dennis Woodberry (Was.), WR Michael Young (L.A. Rams). **Lost:** DE Walt Bowyer (K.C.), WR Sam Graddy (L.A. Raiders), WR Jason Johnson (Pit.).
- 1990** — **Signed:** LB Ty Allert (Phi.), RB Lorenzo Hampton (Mia.), WR Jason Johnson (Pit.), TE David Little (Phi.), DE Mark Mraz (L.A. Raiders), CB Elliott Smith (S.D.), LB Rod Stephens (Sea.), TE Chris Verhulst (Hou.), DE Robb White (N.Y. Giants). **Lost:** TE Pat Kelly (N. Y. Jets), LB Bruce Klostermann (L. A. Raiders), C Mike Ruether (Atl.), LB Randy Thornton (N.Y. Giants).
- 1991** — **Signed:** CB Charles Dimry (Atl.), G Crawford Ker (Dal.), FB Robert Perryman (Dal.). **Lost:** LB Marc Munford (K.C.), RB Kerry Porter (Hou.).
- 1992** — **Signed:** TE Robert Awalt (Dal.), G/T Elbert Crawford (N.E.), QB Steve Pelleur (K.C.), T Frank Pollack (S.F.). **Lost:** S Randy Robbins (N.E.).

UNRESTRICTED FREE AGENT SIGNINGS/LOSSES (1993-2018)

- 1993** — **Signed:** RB Rod Bernstine (S.D.), RB Robert Delpino (L.A. Rams), G Brian Habib (Min.), T Don Maggs (Hou.), LB Dave Wymon (Sea.). **Lost:** LB Michael Brooks (N.Y. Giants), RB Mark Jackson (N.Y. Giants).
- 1994** — **Signed:** WR Jeff Campbell (Det.), CB Ray Crockett (Det.), LB Richard Harvey (Buf.), CB Randy Hilliard (Cle.), WR Anthony Miller (S.D.). **Lost:** WR Vance Johnson (S.D.).
- 1995** — **Signed:** RB Aaron Craver (Mia.), LB Britt Hager (Phi.), S Tim Hauck (G.B.), DT James Jones (Cle.), OL Bill Lewis (Ari.), DT Mike Lodish (Buf.), WR Ed McCaffrey (S.F.), T Reggie McElroy (Min.), QB Bill Musgrave (S.F.), DT Michael Dean Perry (Cle.), G Mark Schlereth (Was.), T Bill Schultz (Hou.), CB Eric Thomas (N.Y. Jets), T Broderick Thompson (Phi.), CB Lionel Washington (L.A. Raiders). **Lost:** LB Richard Harvey (N.O.), T Kirk Scafford (S.F.), DT Ted Washington (Buf.), C/G Dave Widell (Jac.).
- 1996** — **Signed:** CB Toi Cook (N.O.), DT Jumpy Geathers (Atl.), RB Vaughn Hebron (Phi.), LB Bill Romanowski (Phi.), WR Mike Sherrard (N.Y. Giants), DE Aaron Wallace (Oak.), DE Alfreth Williams (S.F.). **Lost:** DT Shane Dronett (Atl.).
- 1997** — **Signed:** LB Arnold Ale (S.D.), WR Flipper Anderson (Was.), QB Bubby Brister, S Dedrick Dodge (S.F.), CB Darrien Gordon (S.D.), WR Willie Green (Car.), FB Howard Griffith (Car.), RB Derek Loville (S.F.), RB Anthony Lynn (S.F.), LB Godfrey Myles (Dal.), DE Neil Smith (K.C.), T Harry Swayne (S.D.), DT Keith Traylor (K.C.). **Lost:** RB Aaron Craver (S.D.), S Tim Hauck (Sea.), S Rondell Jones (Bal.), DE Jeff Robinson (Stl.), OL Ralph Tamm (K.C.).
- 1998** — **Signed:** QB Doug Nussmeier (N.O.), DE Marvin Washington (S.F.). **Lost:** LB Allen Aldridge (Det.), G Brian Habib (Sea.).
- 1999** — **Signed:** T Tony Berti (Sea.), CB Dale Carter (K.C.), DE Carl Reeves (Chi.). **Lost:** LB Keith Burns (Chi.), WR Willie Green (Mia.), T Harry Swayne (Bal.), DE Marvin Washington (S.F.).
- 2000** — **Signed:** DE Lester Archambeau (Atl.), G David Diaz-Infante (Phi.), QB Gus Ferrotte (Det.), DT Bob Kuberski (N.E.), CB Jeremy Lincoln (N.Y. Giants), LB Ricardo McDonald (Chi.), DE Kavika Pittman (Dal.), CB Darryl Pounds (Was.). **Lost:** DT Paul Grasmanis (Phi.), CB Tony James (Oak.), TE Shannon Sharpe (Bal.).
- 2001** — **Signed:** T Ethan Brooks (Ari.), FB Tony Carter (N.E.), LB Henri Crockett (Atl.), T Todd Fordham (Jac.), TE Patrick Hape (T.B.), WR Eddie Kennison (Chi.), DT Leon Lett (Dal.), CB Denard Walker (Ten.). **Lost:** CB Ray Crockett (K.C.), TE Byron Chamberlain (Min.).
- 2002** — **Signed:** DT Lional Dalton (Bal.), LB Terry Killens (S.F.), S Izell Reese (Dal.), T Ephraim Salaam (Atl.). **Lost:** CB Eric Davis (Det.), QB Gus Ferrotte (Cin.), T Trey Teague (Buf.).
- 2003** — **Signed:** DT Daryl Gardener (Was.), G Heath Irwin (Stl.), QB Jake Plummer (Ari.). **Lost:** RB Olandis Gary (Buf.), CB Tyrone Poole (N.E.), DT Montae Reagar (Ind.), Izell Reese (Buf.).
- 2004** — **Signed:** DE Marco Coleman (Phi.), T Cornell Green (T.B.), QB Mike Quinn (Hou.), TE O.J. Santiago (Oak.), TE Jed Weaver (S.F.). **Lost:** DE Bertrand Berry (Ari.), LB Keith Burns (T.B.), WR Chris Cole (Oak.), LB Ian Gold (T.B.).
- 2005** — **Signed:** TE Stephen Alexander (Det.), LB Keith Burns (T.B.), RB Ron Dayne (N.Y. Giants), G Cameron Spikes (Ari.). **Lost:** DE Reggie Hayward (Jac.), S Kenoy Kennedy (Det.), LB Donnie Spragan (Mia.).
- 2006** — **Signed:** LB Nate Webster (Cin.). **Lost:** DT Monsanto Pope (NYJ).
- 2007** — **Signed:** TE Daniel Graham (N.E.), LB Warrick Holdman (Was.), G Montrea Holland (N.O.), LB D.D. Lewis (Sea.), P Todd Sauerbrun (N.E.), RB Paul Smith (Stl.). **Lost:** G Cooper Carlisle (Oak.), DE Patrick Chukwurah (T.B.), DT Michael Myers (Cin.).
- 2008** — **Signed:** LB Boss Bailey (Det.), WR Keari Colbert (Car.), LB Niko Koutouvides (Sea.), S Marquand Manuel (Car.), WR Samie Parker (K.C.), RB Michael Pittman (T.B.), C Casey Wiegmann (K.C.). **Lost:** K Jason Elam (Atl.), S Nick Ferguson (Hou.).
- 2009** — **Signed:** RB J.J. Arrington (Ari.), RB Correll Buckhalter (Phi.), LB Andra Davis (Cle.), S Brian Dawkins (Phi.), DT Ronald Fields (S.F.), WR Jabar Gaffney (N.E.), CB Andra Goodman (Mia.), T Brandon Gorin (Stl.), S Renaldo Hill (Mia.), RB LaMont Jordan (N.E.), LS Lonie Paxton (N.E.), DL/LB Darrell Reid (Ind.), QB Chris Simms (Ten.), G Scott Young (Cle.). **Lost:** CB Karl Paymah (Min.).
- 2010** — **Signed:** DL Justin Bannan (Bal.), DL Jarvis Green (N.E.), CB Nate Jones (Mia.). **Lost:** G/C Ben Hamilton (Sea.), DL Ronnie Holliday (Was.).
- 2011** — **Signed:** TE Daniel Fells (Stl.), TE Dante Rosario (Car.), DT Marcus Thomas (Den.). **Lost:** OL Ryan Harris (Phi.), DL Ronald Fields (Car.).
- 2012** — **Signed:** S Mike Adams (Cle.), WR Andre Caldwell (Cin.), TE Joel Dreessen (Hou.), QB Caleb Hanie (Chi.), CB Tracy Porter (N.O.), TE Jacob Tammie (Ind.). **Lost:** DT Brodrick Bunkley (N.O.), TE Daniel Fells (N.E.), LB Mario Haggan (Stl.), Derrick Harvey (Cin.), FB Spencer Larsen (N.E.), CB Brady Quinn (K.C.), TE Dante Rosario (S.D.), WR Eddie Royal (S.D.), CB Jonathan Wilhite (Chi.).
- 2013** — **Signed:** DT Terrance Knighton (Jac.), LB Shaun Phillips (S.D.), CB Dominique Rodgers-Cromartie (Phi.), G Louis Vasquez (S.D.), WR Wes Welker (N.E.). **Lost:** FB Chris Gronkowski (S.D.), S Jim Leonhard (N.O.), CB Tracy Porter (Oak.), WR Matthew Willis (Det.).
- 2014** — **Signed:** WR Emmanuel Sanders (Pit.), CB Aqib Talib (N.E.), S T.J. Ward (Cle.). **Lost:** S Mike Adams (Ind.), DE Robert Ayers (NYG), G Zane Beadles (Jac.), WR Eric Decker (NYJ), WR Trindon Holliday (NYG), DE Jeremy Mincey (Dal.), RB Knowshon Moreno (Mia.), DE Shaun Phillips (Ten.), CB Dominique Rodgers-Cromartie (NYG), LB Wesley Woodyard (Ten.).
- 2015** — **Signed:** TE Owen Daniels (Bal.), S Darian Stewart (Bal.). **Lost:** G Orlando Franklin (S.D.), LB Nate Irwin (Ind.), DT Terrance Knighton (Was.), C Will Montgomery (Chi.), S Rahim Moore (Hou.), TE Jacob Tammie (Atl.), TE Julius Thomas (Jac.), DT Mitch Unrein (S.D.), WR Wes Welker.
- 2016** — **Signed:** DE Jared Crick (Hou.), T Russell Okung (Sea.), S Brandian Ross (Oak.), T Donald Stephenson (K.C.), LB Dekoda Watson (N.E.). **Lost:** S Omar Bolden (Chi.), S David Bruton Jr. (Was.), WR Andre Caldwell (Det.), TE Vernon Davis (Was.), T Ryan Harris (Pit.), DE Malik Jackson (Jac.), G Evan Mathis (Ari.), OLB Larentee McCray (G.B.), Brock Osweiler (Hou.), ILB Danny Trevathan (Chi.).
- 2017** — **Signed:** G Ron Leary (Dal.), T Menelik Watson (Oak.), NT Domata Peko Sr. (Cin.), DL Zach Kerr (Ind.), OLB Kasim Edeabali (N.O.). **Lost:** LB Dekoda Watson (N.O.), OLB Dekoda Watson (S.F.), CB Kayvon Webster (LAA), NT Sylvester Williams (Ten.).
- 2018** — **Signed:** QB Case Keenum (Den.), DL Clinton McDonald (T.B.). **Lost:** WR Bennie Fowler (Chi.), TE Virgil Green (LAC), WR Cody Latimer (NYG), ILB Corey Nelson (Phi.), QB Brock Osweiler (Mia.), Donald Stephenson (Cle.).

BRONCOS MAJOR TRADE HISTORY

2018

Obtained a 5th-2019 from Minnesota in exchange for QB Trevor Siemian and a 7th-2018 (LB Devante Downs).
Obtained a conditional 7th-2019 from N.Y. Giants in exchange for P Riley Dixon.
Obtained T Jared Veldheer from Arizona in exchange for a 6th-2018 (CB Christian Campbell).
Obtained S Su'a Cravens, a 4th-2018 (WR DaeSean Hamilton) and a 5th-2018 (traded to Seattle) in exchange for a 4th-2018 (S Troy Apke), a 5th-2018 (traded to San Francisco) and a 5th-2018 (DT Tim Settle).
Obtained a 5th-2018 (TE Troy Fumagalli) and a 7th-2018 (RB David Williams) from Seattle in exchange for a 5th-2018 (P Michael Dickson).
Obtained a 6th-2018 (G Sam Jones) and a 6th-2018 (LB Keishawn Bierria) from L.A. Rams in exchange for a 5th-2018 (DE Ogbonnia Okoronkwo).

2017

Obtained a 4th-2017 from San Francisco in exchange for RB Kapri Bibbs and a 5th-2017.
Obtained a 5th-2017 (TE Jake Butt) and a 5th-2017 (traded to Green Bay) from Cleveland in exchange for a 4th-2017 and a 7th-2017.
Obtained a 5th-2017 (WR Isaiah McKenzie) from Green Bay in exchange for a 5th-2017 and a 7th-2017.
Obtained a 5th-2018 (traded to Washington) from Atlanta in exchange for T Ty Sambrailo.
Obtained G Allen Barbre from Philadelphia for a 7th-2019.

2016

Obtained a 6th-2016 (FB Andy Janovich) and a 6th-2017 (RB De'Angelo Henderson) from Tennessee in exchange for a 5th-2016 and a 7th-2016.
Obtained a 1st-2016 (QB Paxton Lynch) from Seattle in exchange for a 1st-2016 and a 3rd-2016.
Obtained QB Mark Sanchez from Philadelphia in exchange for a conditional draft choice in 2017.
Obtained TE A.J. Derby from New England in exchange for a 5th-2017.

2015

Obtained TE Vernon Davis and a 7th-2016 (P Riley Dixon) from San Francisco in exchange for a 6th-2016 and a 6th-2017.
Obtained a 1st-2015 (LB Shane Ray) from Detroit in exchange for C/G Manny Ramirez, a 1st-2015, a 5th-2015 and a 5th-2016.
Obtained C/G Gino Gradkowski and a 5th-2016 (G Connor McGovern) from Baltimore in exchange for 4th-2016.

2014

Obtained K Brandon McManus from N.Y. Giants in exchange for a 7th-2015.
Obtained a 2nd-2014 (WR Cody Latimer) and 7th-2014 (LB Corey Nelson) from San Francisco in exchange for a 2nd-2014, a 5th-2014 and a 4th-2015.
Obtained a 5th-2014 (LB Lamin Barrow) and a 5th-2015 (CB Lorenzo Doss) from Chicago in exchange for a 4th-2014 and a 7th-2014.

2013

Obtained a 5th-2013 (DE Quanterus Smith) and 6th-2013 (T Winston Painter) from Green Bay in exchange for a 4th-2013.

2012

Obtained a 4th-2012 (C Philip Blake) and a 6th-2012 (LB Danny Trevathan) from the N.Y. Jets in exchange for QB Tim Tebow and a 7th-2012.
Obtained a 1st-2012 (traded to Tampa Bay) and a 4th-2012 (traded to Tampa Bay) from New England in exchange for a 1st-2012.
Obtained a 2nd-2012 (DE Derek Wolfe) and a 4th-2012 (CB Omar Bolden) from Tampa Bay in exchange for a 1st-2012 and a 4th-2012.
Obtained a 3rd-2012 (RB Ronnie Hillman) from Cleveland in exchange for a 3rd-2012 and a 4th-2012.

2011

Obtained a 2nd-2011 (S Rahim Moore), a 4th-2011 (S Quinton Carter) and a 5th-2011 (traded to Green Bay) from San Francisco in exchange for a 2nd-2011.
Obtained a 4th-2011 (TE Julius Thomas) and a 7th-2011 (TE Virgil Green) from Green Bay in exchange for a 5th-2011 and a 6th-2011.
Obtained DT Brodrick Bunkley from Philadelphia in exchange for a 6th-2012.
Obtained a 5th-2012 (DE Malik Jackson) from St. Louis in exchange for WR Brandon Lloyd.

2010

Obtained QB Brady Quinn from Cleveland in exchange for RB Peyton Hillis, a 6th-2011 and a 5th-2012.
Obtained a 2nd-2010 (traded to Baltimore) and a 2nd-2011 (T Orlando Franklin) from Miami in exchange for WR Brandon Marshall.
Obtained a 5th-2010 (CB Perrish Cox) from Philadelphia through Cleveland in a three-way trade that sent TE Tony Scheffler to Detroit along with a 7th-2010 (traded to Philadelphia).
Obtained a 1st-2010 (traded to Philadelphia) and a 4th-2010 (traded to New England) from San Francisco for a 1st-2010.
Obtained a 1st-2010 (traded to Dallas via New England), a 3rd-2010 (traded to Baltimore) and a 3rd-2010 (WR Eric Decker) from Philadelphia in exchange for a 1st-2010.
Obtained a 1st-2010 (WR Demaryius Thomas) from New England in exchange for a 1st-2010 and a 4th-2010.
Obtained a 1st-2010 (QB Tim Tebow) from Baltimore in exchange for a 2nd-2010, a 3rd-2010 and a 4th-2010.
Obtained a 7th-2010 (CB Syd'Quan Thompson) and a 7th-2010 (LB Jammie Kirlew) from Tampa Bay in exchange for a 5th-2011.
Obtained LB Joe Mays from Philadelphia in exchange for RB J.J. Arrington.
Obtained TE Dan Gronkowski from Detroit in exchange for CB Alphonso Smith.
Obtained RB Laurence Maroney and a 6th-2011 (traded to Minnesota through Cleveland) from New England in exchange for a 4th-2011.

2009

Obtained QB Kyle Orton, a 1st-2009 (DE Robert Ayers), a 3rd-2009 (traded to Pittsburgh) and a 1st-2010 (traded to San Francisco) from Chicago in exchange for QB Jay Cutler and 5th-2009.
Obtained a 2nd-2009 (CB Alphonso Smith) from Seattle in exchange for a 1st-2010.
Obtained a 2nd-2009 (TE Richard Quinn) and a 4th-2009 (G Seth Olsen) from Pittsburgh in exchange for a 3rd-2009 and a 3rd-2009.
Obtained a 5th-2009 (WR Kenny McKinley) from Baltimore through New England, Philadelphia and Cleveland in exchange for a 5th-2009 and a 6th-2009.
Obtained a 6th-2009 (QB Tom Brandstater) from Detroit in exchange for a 7th-2009 and a 5th-2010.
Obtained DL Le Kevin Smith and a 7th-2010 from New England (traded to Washington via Philadelphia and New England) in exchange for a 5th-2010.
Obtained DL Russ Hochstein from New England in exchange for a 7th-2010.

2008

Obtained a 5th-2009 (traded to Chicago) from Seattle in exchange for WR Keary Colbert.
Obtained a 7th-2009 (traded to Detroit) from Atlanta in exchange for CB Dominique Foxworth.
Obtained a 5th-2010 from Dallas (traded to New Orleans through New England, Oakland and Jacksonville) in exchange for G Montrae Holland.
Obtained DT Dewayne Robertson from N.Y. Jets in exchange for a conditional 2009 draft pick (did not meet conditions).
Obtained 6th-2008 (FB/LB Spencer Larsen) from Houston in exchange for C Chris Myers.

2007

Obtained a 5th-2008 (RB Ryan Torain) from Oakland in exchange for DT Gerard Warren.
Obtained DT Jimmy Kennedy from St. Louis in exchange for a 6th-2008 (traded to Washington).
Obtained a 4th-2007 (DT Marcus Thomas) from Minnesota in exchange for a 6th-2007, a 7th-2007 and a 3rd-2008.
Obtained a 1st-2007 (DE Jarvis Moss) from Jacksonville in exchange for a 1st-2007, a 3rd-2007 and a 6th-2007.
Obtained a 7th-2008 (FB Peyton Hillis) from Tampa Bay in exchange for QB Jake Plummer.
Obtained CB Dré Bly and a 6th-2007 (traded to Minnesota) from Detroit in exchange for RB Tatum Bell, T George Foster and a 5th-2007.

2006

Obtained a 3rd-2007 (T Ryan Harris) and a 4th-2008 (CB Jack Williams) from Washington in a three-way trade in which Denver WR Ashley Lelie was sent to Atlanta.
Obtained WR Javon Walker from Green Bay in exchange for a 2nd-2006 (traded to Atlanta).
Obtained a 1st-2006 (QB Jay Cutler) from St. Louis in exchange for a 1st-2006 and a 3rd-2006.
Obtained a 2nd-2006 (traded to Green Bay) and a 3rd-2006 (traded to St. Louis) from San Francisco in exchange for a 1st-2006.
Obtained 1st-2006 (traded to St. Louis) from Atlanta in exchange for a 1st-2006, a 3rd-2006 and a 4th-2007.

MAJOR TRADES, CONT.

2005

Obtained DE John Engelberger from San Francisco in exchange for CB Willie Middlebrooks.
 Obtained P Todd Sauerbrun from Carolina in exchange for P Jason Baker and a 7th-2006.
 Obtained a 3rd-2005 (CB Karl Paymah), a 1st-2006 (traded to San Francisco), a 3rd-2006 (traded to St. Louis) and 4th-2006 (WR Brandon Marshall) from Washington in exchange for a 1st-2005.
 Obtained DE Ebenezer Ekuban and DT Michael Myers from Cleveland in exchange for RB Reuben Droughns.
 Obtained DT Gerard Warren from Cleveland in exchange for a 4th-2005.

2004

Obtained DT Ellis Johnson from Atlanta in exchange for a 5th-2005.
 Obtained a 1st-2004 (LB D.J. Williams) from Cincinnati in exchange for CB Deltia O'Neal, a 1st-2004, a 4th-2004, and a 4th-2004.
 Obtained CB Champ Bailey and a 2nd-2004 (RB Tatum Bell) from Washington in exchange for RB Clinton Portis.

2003

Obtained a 6th-2004 (WR Triandos Luke) from Washington in exchange for DT Lionel Dalton.
 Obtained a 4th-2003 (DE Bryant McNeal) and a 5th-2003 (C Ben Claxton) from New England in exchange for a 4th-2003.
 Obtained a 4th-2003 (RB Quentin Griffin), a 4th-2003 (traded to New England) and a 7th-2003 (DE Clint Mitchell) from Carolina in exchange for a 3rd-2003.

2002

Obtained a 4th-2002 (S Sam Brandon) and a 5th-2002 (WR Herb Haygood) from New England in exchange for a 4th-2002.
 Obtained a 3rd-2002 (DT Dorsett Davis) from Baltimore in exchange for a 4th-2002 and a 5th-2002.

2001

Obtained a 7th-2002 (S Chris Young) from Atlanta in exchange for LB Henri Crockett.
 Obtained a 4th-2002 (traded to Baltimore) from Atlanta in exchange for a 7th-2001, a 7th-2001 and a 7th-2001.
 Obtained a 2nd-2001 (DE Paul Toviessi) from Buffalo in exchange for a 2nd-2001 and a 4th-2001.

2000

Obtained a 4th-2001 (traded to Buffalo) from Buffalo in exchange for CB Chris Watson.
 Obtained a 4th-2001 (C Ben Hamilton) from Green Bay in exchange for LB Nate Wayne.
 Obtained WR Robert Scott from Green Bay in exchange for a conditional draft choice.
 Obtained a 5th-2000 (WR Muneer Moore) from Seattle in exchange for a 6th-2000 and a 7th-2000.
 Obtained a 1st-2000 (CB Deltia O'Neal) and a 2nd-2000 (S Kenoy Kennedy) from Baltimore in exchange for a 1st-2000.
 Obtained a 6th-2000 (RB Mike Anderson) from St. Louis in exchange for RB Derek Loville.
 Obtained S Billy Jenkins from St. Louis in exchange for a 5th-2000 and a 5th-2001.
 Obtained a 7th-2001 (traded to Atlanta) from Green Bay in exchange for LB David Bowens.

1999

Obtained a 7th-2000 (traded to Seattle) and a 7th-2001 (traded to Atlanta) from Washington in exchange for CB Tito Paul.
 Obtained RB John Avery from Miami in exchange for WR Marcus Nash.
 Obtained a 6th-1999 (TE Desmond Clark) and a 7th-1999 (WR Billy Miller) from Washington in exchange for a 5th-1999.
 Obtained a 3rd-1999 (CB Chris Watson) and a 4th-2000 (G/T Cooper Carlisle) from Carolina in exchange for QB Jeff Lewis.

1998

Obtained a 5th-1999 (DE/LB David Bowens) from Dallas in exchange for TE Kendall Watkins.
 Obtained a 7th-1998 (T Trey Teague) from Philadelphia in exchange for a 6th-1999.
 Obtained a 2nd-1999 (DE Montae Reagor) from San Francisco in exchange for T Jamie Brown.

1997

Obtained a 3rd-1997 (G Dan Neil) from N.Y. Jets for a 3rd-1997, a 6th-1997, a 7th-1997 and a 6th-1998.
 Obtained T Tony Jones from Baltimore for a 2nd-1997.

1996

Obtained WR Todd Kinchen from St. Louis for a 5th-1997.
 Obtained a 2nd-1996 (traded to Baltimore) and a 7th-1996 (P Brian Gragert) from Detroit in exchange for RB/KR Glyn Milburn.
 Obtained a 4th-1996 (S Darius Johnson), a 5th-1996 (WR Patrick Jeffers) and a 7th-1996 (RB L.T. Levine) from Carolina in exchange for a 4th-1996.

1995

Obtained a 4th-1995 (T Jamie Brown) and a 6th-1995 (RB Terrell Davis) from Minnesota in exchange for a 4th-1995.

1994

Obtained a 4th-1995 (LB Ken Brown) from L.A. Rams in exchange for QB Tommy Maddox.
 Obtained a 7th-1994 (C Tom Nalen) from N.Y. Giants in exchange for WR Arthur Marshall.
 Obtained WR Mike Pritchard and a 7th-1995 (TE Byron Chamberlain) from Atlanta in exchange for a 3rd-1994 and a 1st-1995.
 Obtained DT Ted Washington from San Francisco in exchange for a 5th-1994.
 Obtained CB Ben Smith from Philadelphia in exchange for a 3rd-1995 and a 5th-1996.

1993

Obtained T Gary Zimmerman from Minnesota in exchange for a 1st-1994, a 6th-1994 and a 2nd-1995.
 Obtained a 7th-1994 (Butler By'not'e) from Green Bay in exchange for G Doug Widell.
 Obtained a conditional draft choice from Minnesota in exchange for WR Vance Johnson.
 Obtained a 1st-1993 (Dan Williams) from Cleveland in exchange for a 1st-1993 and a 3rd-1993.
 Obtained a 3rd-1993 (Rondell Jones) from L.A. Raiders in exchange for RB Gaston Green.
 Obtained a 3rd-1993 (traded to Cleveland) and a 7th-1993 (Clarence Williams) from Atlanta in exchange for S Alton Montgomery.

1992

Obtained RB Sammie Smith from Miami in exchange for RB Bobby Humphrey.
 Obtained a 7th-1992 (Jim Johnson) and an 8th-1992 (Dietrich Lockridge) from N.Y. Jets in exchange for a 6th-1992.
 Obtained a 7th-1992 (Ron Geater) from Tampa Bay in exchange for WR Ricky Nattiel.

1991

Obtained T Harvey Salem from Detroit in exchange for a 3rd-1992.
 Obtained RB Gaston Green and a 4th-1991 (Derek Russell) from L.A. Rams for T Gerald Perry and a 12th-1991.

1990

Obtained DE David Galloway from Phoenix in exchange for an 8th-1991.
 Obtained T/C David Widell from Dallas in exchange for a 7th-1991.
 Obtained an 8th-1991 (traded to Phoenix) from Phoenix in exchange for TE David Little.
 Obtained a 10th-1990 (James Szymanski) from L.A. Raiders in exchange for an 11th-1990.
 Obtained a 5th-1990 (Jeff Davidson) from New England for a 4th-1991.

1989

Obtained DE Ron Holmes from Tampa Bay in exchange for a 4th-1990.
 Obtained DE Kevin Brooks and a 4th-1990 (Jeroy Robinson) from Dallas in exchange for a 3rd-1990.
 Obtained K David Treadwell from Phoenix in exchange for a 12th-1990.
 Obtained a 1st-1989 (Steve Atwater), a 2nd-1989 (Warren Powers) and a 5th-1989 (Darren Carrington) from Cleveland in exchange for a 1st-1989.

1988

Obtained FB Calvin Thomas from Chicago in exchange for a conditional draft choice.
Obtained NT Shawn Knight from New Orleans in exchange for NT Ted Gregory.
Obtained a future draft choice from Washington in exchange for RB/TE Bobby Micho.
Obtained C Mike Ruetheer from Phoenix in exchange for LB Ricky Hunley.
Obtained RB Tony Dorsett from Dallas in exchange for a 5th-1989.
Obtained S Kip Corrington from Detroit in exchange for a conditional future draft choice.

1987

Obtained a 10th-1988 (Channing Williams) from Pittsburgh in exchange for LB Ken Woodard.
Obtained G Stefan Humphries from Chicago in exchange for P Bryan Wagner.
Obtained C/G Larry Lee from Miami in exchange for an 8th-1988.

1986

Obtained an 11th-1987 (Steve Roberts) and a 7th-1988 from L.A. in exchange for LB Steve Busick.
Obtained CB Mark Haynes from N.Y. Giants in exchange for a 2nd-1986, a 6th-1986 and a 2nd-1987.

1985

Obtained TE Mike Barber from L.A. Rams in exchange for a 12th-1986.
Obtained a 2nd-1985 (Vance Johnson) from Houston in exchange for a 2nd-1985 and a 5th-1985.
Obtained a 6th-1986 (Orson Mobley) from Green Bay in exchange for QB Scott Brunner.

1984

Obtained a 6th-1986 (traded to N.Y. Giants) from Tampa Bay in exchange for DE Brison Manor.
Obtained LB Ricky Hunley from Cincinnati for a 1st-1986, a 3rd-1986 and a 5th-1987.
Obtained WR Butch Johnson from Houston in exchange for a 3rd-1985.
Obtained WR Dave Logan from Cleveland in exchange for a 4th-1984.
Obtained QB Scott Brunner from N.Y. Giants in exchange for a 4th-1984.
Obtained a 4th-1984 (Randy Robbins) and a 2nd-1985 (traded to Houston) from Tampa Bay in exchange for QB Steve DeBerg.
Obtained TE Eason Ramson from San Francisco in exchange for a 5th-1984.
Obtained LB Stan Blinks from N.Y. Jets in exchange for a 6th-1985.

1983

Obtained a 5th-1985 (Billy Hinson) from Miami in exchange for LB Larry Evans.
Obtained an 8th-1984 (Winford Hood) from Green Bay in exchange for DE Greg Boyd.
Obtained QB John Elway from Baltimore in exchange for G Chris Hinton, QB Mark Herrmann and a 1st-1984.

1982

Obtained a 4th-1984 (traded to Cleveland) from New Orleans in exchange for T Kelvin Clark.
Obtained S J.T. Thomas from Pittsburgh in exchange for an 8th-1983.
Obtained LB Robert L. Jackson from Cleveland in exchange for a 6th-1982.
Obtained a 1st-1982 (Gerald Willhite) and a 4th-1982 (Dan Plater) from Buffalo for a 1st-1982.

1981

Obtained QB Steve DeBerg from San Francisco in exchange for a 4th-1983.
Obtained WR Wade Manning from Buffalo in exchange for an 8th-1982.
Obtained a 5th-1983 from New Orleans in exchange for LB Rob Nairne.
Obtained RB Tony Reed from Kansas City in exchange for a 3rd-1981 and a 4th-1982.

1980

Obtained WR Emery Moorehead from N.Y. Giants in exchange for an 8th-1981.
Obtained RB Don Hardeman from Baltimore in exchange for a 12th-1980.
Obtained CB Perry Smith from St. Louis in exchange for an 8th-1980 and a 10th-1981.
Obtained RB Lawrence McCutcheon from L.A. Rams in exchange for a 3rd-1982.
Obtained MT Matt Robinson from N.Y. Jets in exchange for QB Craig Penrose, a 1st-1980, a 2nd-1980.

1979

Obtained an 8th-1980 (Don Coleman) from Baltimore in exchange for P Bucky Ditts.
Obtained a 2nd-1980 (Rulon Jones), a 5th-1980 (Laval Short) and a 3rd-1981 (traded to Kansas City) to Oakland in exchange for DE Lyle Alzado.

1978

Obtained T Tom Neville from New England in exchange for a 10th-1979.
Obtained DB Charlie West and a 6th-1979 (Jeff McIntyre) from Detroit in exchange for TE Bill Gay.
Obtained a 12th-1981 from Detroit in exchange for C Mike Montler.

1977

Obtained RB Jim Jensen from Dallas in exchange for a 6th-1979.
Obtained T Andy Maurer from San Francisco in exchange for a 9th-1978.
Obtained C Mike Montler from Buffalo in exchange for a 2nd-1979.
Obtained DB Bernard Jackson from Cincinnati in exchange for a 3rd-1978 and a 7th-1978.
Obtained QB Craig Morton from N.Y. Giants in exchange for QB Steve Ramsey and a 5th-1977.

1976

Obtained LB Godwin Turk from N.Y. Jets for a 5th-1977.
Obtained T Bill Bain from Green Bay in exchange for a 3rd-1977.
Obtained a 9th-1976 (Jim Lisko) from St. Louis in exchange for DB Jeff Severson.

1975

Obtained DB Jeff Severson from Houston in exchange for a 7th-1976.
Obtained past and future considerations from Kansas City in exchange for TE Billy Masters.
Obtained C Phil Olsen from L.A. Rams in exchange for WR Otto Stowe, a 3rd-1976 and a 6th-1977.
Obtained DB Clarence Ellis from Atlanta in exchange for DB Charles Greer, WR Jerry Simmons and a 6th-1976.
Obtained DT Greg Marx and a 5th-1975 (Stan Rogers) from Atlanta in exchange for G Larron Jackson.

1974

Obtained a 4th-1975 (Steve Taylor) from Kansas City in exchange for LB Tom Graham.
Obtained a 10th-1975 (Hank Englehardt) from Kansas City in exchange for T Tom Drougas.
Obtained a 3rd-1975 (QB/KS Mike Frankowiak) from N.Y. Giants in exchange for RB Joe Dawkins.
Obtained RB Jon Keyworth from Washington in exchange for a 6th-1975 and an 11th-1975.
Obtained DB John Rowser from Pittsburgh in exchange for a 6th-1974 and a 9th-1974.

MAJOR TRADES, CONT.

1973

Obtained LB Ray May from Baltimore in exchange for a 3rd-1974 and an 8th-1974.
Obtained DB Dale Hackbart from St. Louis in exchange for a 10th-1974.
Obtained LB Bill Laskey from Baltimore in exchange for a 7th-1974.
Obtained WR Gene Washington from Minnesota in exchange for WR Rod Sherman and a 5th-1974.

1972

Obtained a 3rd-1974 (Claudie Minor) and a 6th-1974 (traded to Pittsburgh) from Cleveland in exchange for QB Don Horn.
Obtained WR Haven Moses from Buffalo in exchange for WR Dwight Harrison.
Obtained a 3rd-1973 (Paul Howard) from Cleveland in exchange for DE Rich Jackson.
Obtained C Bobby Maples from Pittsburgh in exchange for a 6th-1973.
Obtained T Rick Sharp from Pittsburgh in exchange for an 8th-1973.
Obtained DE/T Lloyd Voss from Pittsburgh in exchange for a 5th-1973.
Obtained QB Charley Johnson from Houston in exchange for a 3rd-1973.
Obtained RB Eddie Ray and a 3rd-1973 (John Wood) from San Diego in exchange for DT Dave Costa.
Obtained a 7th-1973 (John Grant) from Baltimore in exchange for TE John Mosier.
Obtained LB Al Andrews from Buffalo in exchange for LB Dave Washington.
Obtained a 5th-1973 (traded to Pittsburgh) from New Orleans in exchange for LB John Huard.

1971

Obtained RB Joe Dawkins from Houston in exchange for RB Dickie Post.
Obtained G Larron Jackson and a 5th-1972 (traded to Buffalo) from Houston for DB Cleophus Johnson.
Obtained LB Olen Underwood from Houston in exchange for OG Bob Young.
Obtained a 5th-1972 (WR Jim Krieg) from Philadelphia in exchange for QB Pete Liske.
Obtained RB Dickie Post from San Diego in exchange for a 2nd-1972.
Obtained QB Steve Ramsey from New Orleans in exchange for a 4th-1972.
Obtained T Roger Shoals from Detroit in exchange for LB Carl Cunningham.
Obtained QB John Stofa from Miami in exchange for a 7th-1972.
Obtained DB Butch Byrd from Buffalo in exchange for a 5th-1972.
Obtained DB Leroy Mitchell from Houston in exchange for DB John Charles.
Obtained DB John Charles and a 4th-1972 (LB Tom Graham) from Minnesota in exchange for WR Al Denson.
Obtained QB Don Horn and a 1st-1972 (TE Riley Odoms) from Green Bay in exchange for DE Alden Roche and a 1st-1972.
Obtained K Jim Turner from N.Y. Jets in exchange for K Bobby Howfield.

1970

Obtained DB Cornell Gordon from N.Y. Jets in exchange for DB Gus Hollomon.
Obtained TE Jim Whalen from Boston in exchange for TE Tom Beer.
Obtained DB Paul Martha from Pittsburgh in exchange for C Walter Highsmith and T Wallace Dickey.
Obtained RB Booker Edgersson from Buffalo in exchange for a 5th-1972.
Obtained FB Willis Crenshaw from St. Louis in exchange for a 3rd-1971.
Obtained TE Billy Masters from Buffalo in exchange for a 5th-1971.
Obtained an 8th-1971 (LB Tom Beard) from Houston in exchange for RB Tom Smiley.
Obtained a 4th-1971 (DE Lyle Alzado) from Boston in exchange for K Charlie Gogolak.

1969

Obtained RB Tom Smiley from Cincinnati in exchange for WR Eric Crabtree.
Obtained T Walt Barnes from Kansas City in exchange for an 8th-1970.

1968

Obtained a 4th-1969 (LB Mike Schnitker) from Kansas City in exchange for DT Curley Culp.
Obtained a 3rd-1968 (T Robert Vaughan) from Kansas City in exchange for DB Goldie Sellers.
Obtained a 4th-1968 (DB Drake Garrett) from Kansas City in exchange for RB Wendell Hayes.
Obtained a 6th-1969 (RB Wandy Williams) from Buffalo in exchange for RB Charlie Mitchell.

1967

Obtained QB Steve Tensi from San Diego in exchange for a 1st-1968 and a 1st-1969.
Obtained G Dick Tyson, LB Ray Schmautz and DE Rich Jackson from Oakland in exchange for WR Lionel Taylor and C Jerry Sturm.
Obtained RB Cookie Gilchrist, QB George Wilson, G Ernie Park and DE Earl Faison from Miami in exchange for DE Dan LaRose, LB Jerry Hopkins, RB Abner Haynes and a 6th-1968.
Obtained WR Bill Cronin from Miami in exchange for DT Ray Jacobs.
Obtained DT Dave Costa from Buffalo in exchange for a 4th-1968.
Obtained DT Rex Mirich and a 3rd-1967 (traded to Buffalo) from Oakland in exchange for DB Willie Brown and QB Mickey Slaughter.

1966

Obtained a 3rd-1967 (T Mike Current) and a 5th-1967 (FB Fran Lynch) from Miami in exchange for RB Cookie Gilchrist.
Obtained LB Archie Matsos from Oakland in exchange for RB Hewritt Dixon.

1965

Obtained RB Cookie Gilchrist from Buffalo in exchange for RB Billy Joe.
Obtained RB Abner Haynes from Kansas City in exchange for LB Jim Fraser.

1964

Obtained DT Stan Fanning and a 6th-1964 (FL Al Denson) from Oakland in exchange for RB Gene Mingo.
Obtained QB Jacky Lee (for two years) from Houston in exchange for a 1st-1965 and DT Bud McFadin.
Obtained LB Marv Matuszak and DB Billy Atkins from Buffalo in exchange for C Walt Cudzik.
Obtained DT/K Dick Guesman, DE Ed Cooke, DT Charlie Janerette, G Sid Fournet and LB Jim Price from N.Y. Jets in exchange for DB Bob Zeman, LB Wahoo McDaniel, WR Gene Prebola and DT Gordy Holz.

1962

Obtained RB Bo Dickinson from Dallas in exchange for QB Carl Larperner.
Obtained HB Bob Scarpitto, DB Bob Zeman and OE Luther Hayes from San Diego in exchange for cash.

1960

Obtained DB Goose Gonsoulin from Dallas in exchange for FB Jack Spikes.

ALL-TIME COACHES ROSTER

A		
Dennis Allen	Defensive Coordinator	2011 (1)
B		
Joe Baker	Linebackers	2007 (1)
	Offensive Assistant	2008 (1)
Vernon Banks	Strength and Conditioning	1993-94 (2)
Clancy Barone	Tight Ends	2009, '11-14 (5)
	Offensive Line	2010, '15-16 (3)
Marvin Bass	Special Assistant	1982-83, '85-92 (10)
	Offensive Line	1984 (1)
Jeremy Bates	Offensive Assistant	2006 (1)
	Wide Receivers/Quarterbacks	2007 (1)
	Quarterbacks	2008 (1)
Jim Bates	Assistant Head Coach/Defense	2007 (1)
Chip Beake	Quality Control	2006 (1)
Chris Beake	Defensive Quality Control	2013 (1)
	Defensive Assistant	2014-15 (2)
	Defensive Assistant/Defensive Line	2016-17 (2)
Raymond Berry	Quarterbacks	1992 (1)
Marv Braden	Special Teams	1977-80 (4)
Ronnie Bradford	Special Teams Assistant	2003 (1)
	Special Teams	2004-06 (3)
	Assistant Defensive Backs	2007 (1)
	Defensive Backs	2008 (1)
Tim Brewster	Tight Ends	2005-06 (2)
Samson Brown	Assistant Secondary	2015-16 (2)
Jacob Burney	Defensive Line	2002-04, '07-08 (5)
	Defensive Line/Ends	2005-06 (2)
Keith Burns	Special Teams Assistant	2007-12 (6)
Frank Bush	Linebackers	1995-99 (5)
	Nickel Package/Secondary	2000 (1)
	Special Teams	2001-03 (3)
C		
Troy Calhoun	Defensive Assistant	2003 (1)
	Offensive Assistant/Special Teams	2004 (1)
	Assistant to Head Coach	2005 (1)
Brian Callahan	Coaching Assistant	2010 (1)
	Offensive Quality Control	2011-12 (2)
	Offensive Assistant	2014 (2)
	Offensive Assistant/QBs	2015 (1)
Ken Carpenter	Assistant	1961 (1)
Rubin Carter	Assistant Defensive Line	1987-88 (2)
Jim Cason	Backfield	1960 (1)
Dwayne Chandler	Assistant Strength and Conditioning	2007-08 (2)
Barney Chavous	Assistant Strength and Conditioning	1989 (1)
	Defensive Assistant	1990-92 (3)
	Assistant Strength/Assistant Defensive Line	1993-94 (2)
	Assistant Strength/Assistant Offensive Line	1995-99 (5)
Geep Chryst	Tight Ends	2017 (1)
Tony Coaxum	Assistant Special Teams	2015-16 (2)
Max Coley	Offensive Coordinator	1972-76 (5)
Joe Collier	Defensive Backfield	1969-71 (3)
	Defensive Coordinator	1972-81 (10)
	Assistant Head Coach/Defense	1982-88 (7)
Jim Bob Cooter	Offensive Assistant	2013 (1)
Dick Coury	Wide Receivers	1972-73 (2)
Larry Coyer	Linebackers	2000-02 (3)
	Defensive Coordinator	2003-06 (4)
James Cregg	Assistant Offensive Line	2014-16 (3)
D		
Kay Dalton	Wide Receivers	1974-76 (3)
	Special Offensive Assistant	1986 (1)
Jeff Davidson	Offensive Line	2017 (1)
Joe DeCamillis	Defensive Quality Control	1991-92 (2)
	Special Teams Coordinator	2015-16 (2)
Jack Del Rio	Defensive Coordinator	2012-14 (3)
Rick Dennison	Offensive Assistant	1995-96 (2)
	Special Teams	1997-2000 (4)
	Offensive Line	2001-05, '09 (6)
	Offensive Coordinator	2006, '15-16 (3)
	Offensive Coordinator/Offensive Line	2007-08 (2)
George Dickson	Defensive Backs	1964-65 (2)
Dale Dodrill	Defensive Line	1960-63, '66 (5)
Kirk Doll	Assistant Defensive Backs	2004 (1)
	Linebackers	2005-06 (2)
Ed Donatell	Defensive Backs	1995-99, '09-10 (7)
Karl Dorrell	Wide Receivers	2000-02 (3)

ALL-TIME COACHES ROSTER, CONT.

D (CONT.)

Whitey Dovell	Offensive Line	1967-70, '79-80	(6)
	Special Teams/Tight Ends	1971	(1)
Rod Dowhower	Offensive Coordinator	1980	(1)
	Offensive Coordinator/Wide Receivers	1981-82	(2)
George Dyer	Defensive Line	1995-2001	(7)
	Assistant to Head Coach	2002	(1)

E

Hunter Enis	Offensive Backs	1967-71	(5)
Mike Eubanks	Assistant Strength and Conditioning	2012-17	(6)

F

Jim Fassel	Offensive Coord./Quarterbacks	1993	(1)
	Assistant Head Coach/Offensive Coordinator	1994	(1)
Jack Faulkner	Head Coach	1962-64	(3)
Frank Filchock	Head Coach	1960-61	(2)
Jedd Fisch	Wide Receivers	2008	(1)
Mo Forte	Running Backs	1988-92	(5)
	Wide Receivers	1993-94	(2)
John Fox	Head Coach	2011-14	(4)
Jerry Frei	Offensive Line	1972-75, '81-82	(6)
Leon Fuller	Defensive Backs	1994	(1)

G

Chan Gailey	Special Teams/Tight Ends	1985-86	(2)
	Tight Ends/Receivers	1987	(1)
	Quarterbacks	1988	(1)
	Offensive Coordinator/Receivers	1989-90	(2)
Bob Gambold	Linebackers	1972-73	(2)
	Defensive Backs	1974-77	(4)
Sam Garnes	Assistant Secondary	2011-14	(4)
Adam Gase	Wide Receivers	2009-10	(2)
	Quarterbacks	2011-12	(2)
	Offensive Coordinator	2013-14	(2)
Jason George	Assistant Strength and Conditioning	2012-14	(3)
Alex Gibbs	Offensive Line	1984-87	(4)
	Assistant Head Coach/Offensive Line	1995-2003	(9)
	Offensive Consultant	2013	(1)
David Gibbs	Safeties	2001	(1)
	Secondary	2002-04	(3)
Mike Giddings	Assistant Offensive Line	1976	(1)
Gary Glick	Defensive Backs	1962	(1)
I.J. Gorman	Strength and Conditioning	1983-84	(2)
Chris Gould	Assistant Special Teams	2017	(1)
Ken Gray	Offensive Line	1977-78	(2)
Bob Griffin	Assistant	1966	(1)

H

John Hadl	Quarterbacks/Receivers	1983	(1)
Bo Hardegree	Quality Control-Offense	2014	(1)
Bishop Harris	Running Backs	1993-94	(2)
Mike Heimerdinger	Wide Receivers	1995-99	(5)
	Assistant Head Coach	2006	(1)
	Assistant Head Coach/Quarterbacks	2007	(1)
George Henshaw	Offensive Line	1988-90	(3)
	Wide Receivers	1991	(1)
	Offensive Coordinator/Receivers	1992	(1)
Reggie Herring	Linebackers	2015-17	(3)
Ed Hughes	Defensive Backs	1963	(1)

J

Charlie Jackson	Defensive Assistant	2007-08	(2)
Bill Johnson	Defensive Line	2007-08	(2)
Charley Johnson	Quarterbacks	1976	(1)
Reed Johnson	Special Teams	1981	(1)
Stan Jones	Defensive Line	1967-71, '76-88	(18)
Vance Joseph	Head Coach	2017	(1)

K

Larry Kennan	Wide Receivers	1988	(1)
Greg Knapp	Quarterbacks	2013-14	(2)
	Quarterbacks/Passing Game Coordinator	2015-16	(2)
Bill Kollar	Defensive Line	2015-17	(3)
Gary Kubiak	Offensive Coordinator/Quarterbacks	1995-2002	(8)
	Offensive Coordinator	2003-05	(3)
	Head Coach	2015-16	(2)
Klint Kubiak	Offensive Assistant/Quarterbacks	2016-17	(2)

L

Charlie Lee	Running Backs	1981	(1)
Earl Leggett	Defensive Line	1989-90	(2)
John Levrá	Offensive Line	1993-94	(2)

L (CONT.)

Anthony Lomando	Assistant Strength and Conditioning	2012-17 (6)
Dennis Love	Assistant Strength and Conditioning	2015-16 (2)
Justin Lovett	Strength and Conditioning Assistant	2010-11 (2)
Marc Lubick	Assistant Wide Receivers	2015-16 (2)
Anthony Lynn	Assistant Special Teams	2000-02 (3)
Johnnie Lynn	Assistant Defensive Backs	2017 (1)

M

Dick MacPherson	Defensive Backs	1967-68 (2)
	Linebackers	1969-70 (2)
Dave Magazu	Offensive Line	2011-14 (4)
Ray Malavasi	Defensive Line	1964-65 (2)
	Head Coach/Offensive Line	1966 (1)
Pete Mangurian	Tight Ends/Assistant Offensive Line	1988-90 (3)
	Offensive Line	1991-92 (2)
Jim Martin	Offensive Line	1962 (1)
Don "Wink" Martindale	Linebackers	2009 (1)
	Defensive Coordinator	2010 (1)
Marv Matuszak	Defensive Backs	1966 (1)
Richie McCabe	Defensive Backs	1978-82 (5)
Mike McCoy	Offensive Coordinator/Quarterbacks	2009 (1)
	Offensive Coordinator	2010-12, '17 (4)
Ben McDaniels	Coaching Assistant	2009 (1)
	Quarterbacks	2010 (1)
Josh McDaniels	Head Coach	2009-10 (2)
Thomas McGaughey	Special Teams Assistant	2005-06 (2)
Pat McPherson	Defensive Assistant	1998 (1)
	Offensive Assistant	1999-2002 (4)
	Quarterbacks	2003-06 (4)
	Tight Ends	2007-08 (2)
Bus Mertes	Offensive Back	1965-66 (2)
Keith Millard	Assistant Defensive Line/Pass Rush Specialist	2003-04 (2)
Al Miller	Strength and Conditioning	1985-92 (8)
Red Miller	Offensive Line	1963-65 (3)
	Head Coach	1977-80 (4)
Ron Milus	Defensive Backs	2000-02, '11-12 (5)
Myrel Moore	Offensive Line/Special Teams	1972 (1)
	Linebackers	1973-77, '83-88 (11)
	Offensive Line	1982 (1)
Bill Musgrave	Quarterbacks	2017

N

Nick Nicolau	Special Assistant	1981 (1)
	Running Backs	1982-87 (6)
Mike Nolan	Special Teams	1987 (1)
	Special Teams/Defensive Assistant	1988 (1)
	Linebackers	1989-92 (4)
	Defensive Coordinator	2009 (1)
Rex Norris	Defensive Line	1994 (1)
Wayne Nunnely	Defensive Line	2009-11 (3)

O

Scott O'Brien	Special Teams Coordinator	2007-08 (2)
Brock Olivo	Special Teams Coordinator	2017 (1)

P

Fred Pagac	Outside Linebackers	2015-17 (3)
Dwain Painter	Offensive Assistant	1997 (1)
Brian Pariani	Tight Ends	1995-2004, '15-16 (12)
Babe Parilli	Quarterbacks	1977-79 (3)
Andre Patterson	Defensive Line/Tackles	2005-06 (2)
Roman Phifer	Assistant Linebackers	2009-10 (2)
Wade Phillips	Defensive Coordinator	1989-92, '15-16 (6)
	Head Coach	1993-94 (2)
Fran Poltfoot	Wide Receivers	1977-80 (4)
	Tight Ends/Special Teams	1981-84 (4)
Ricky Porter	Offensive Assistant	1997-98 (2)
	Assistant Strength and Conditioning	1999 (1)
Mike Priefer	Special Teams Coordinator	2009-10 (2)

R

Dan Radakovich	Offensive Line	1983 (1)
John Ralston	Head Coach	1972-76 (5)
Dan Reeves	Head Coach	1981-92 (12)
Alvin Reynolds	Assistant Defensive Backs/Quality Control	1993-94 (2)
	Defensive Assistant/Assistant Defensive Backs	1995 (1)
Ray Rhodes	Defensive Coordinator	2001-02 (2)
Harold Richardson	Special Teams	1989-90 (2)
	Special Teams/Tight Ends	1991-92 (2)
	Special Assistant to Head Coach/Offense	1993-94 (2)
Luke Richesson	Strength and Conditioning	2012-17 (6)
Paul Roach	Offensive Backs	1977-80 (4)
Marcus Robertson	Defensive Backs	2017 (1)
Greg Robinson	Defensive Coordinator	1995-2000 (6)

ALL-TIME COACHES ROSTER, CONT.

R (CONT.)

Jay Rodgers	Coaching Assistant	2009-10 (2)
	Defensive Quality Control	2011 (1)
	Defensive Line	2012-14 (3)
Jeff Rodgers	Special Teams Coordinator	2011-14 (4)
Sam Rutigliano	Wide Receivers	1967-70 (4)
Jim Ryan	Defensive Assistant	2005-06 (2)
	Offensive Assistant	2007 (1)
	Linebackers	2008 (1)

S

Lou Saban	Head Coach	1967-71 (5)
Greg Saporta	Strength and Conditioning Assistant	1995-2011 (17)
Mike Shanahan	Wide Receivers	1984 (1)
	Offensive Coordinator	1985-87 (3)
	Quarterbacks	1989-90 (2)
	Offensive Coordinator	1991 (1)
	Head Coach	1995-2008 (14)
Bob Slowik	Defensive Backs	2005-06 (2)
	Defensive Coordinator/Defensive Backs	2007 (1)
	Defensive Coordinator	2008 (1)
Ryan Slowik	Defensive Assistant	2005-06 (2)
	Special Teams Assistant	2007 (1)
	Assistant Defensive Backs	2008 (1)
Cedric Smith	Assistant Strength and Conditioning	2001-06, '17 (7)
Jerry Smith	Offensive Line/Head Coach	1971 (1)
Richard Smith	Special Teams/Assistant Linebackers	1993-94 (2)
	Special Teams	1995-96 (2)
	Linebackers	2011-14 (4)
Rick Smith	Defensive Assistant	1996-99 (4)
Mac Speedie	Offensive Ends	1962-63 (2)
	Offensive Ends/Head Coach	1964 (1)
	Head Coach	1965-66 (2)
Jimmy Spencer	Assistant Defensive Backs	2003, '05-06 (3)
	Defensive Backs	2004 (1)
Ernie Stautner	Defensive Line	1991-93 (3)
Les Steckel	Tight Ends	1993-94 (2)
Chris Strausser	Assistant Offensive Line	2017 (1)
Eric Stutesville	Running Backs/Head Coach	2010 (1)
	Running Backs	2011-16 (6)
	Assistant Head Coach/Running Backs	2017 (1)
Darius Swinton	Assistant Special Teams	2013-14 (2)

T

John Teerlinck	Pass Rush Specialist	1997-2001 (5)
Tyke Tolbert	Wide Receivers	2011-17 (7)
Terry Turney	Defensive Assistant	1999-2000 (2)
Bobby Turner	Running Backs	1995-2009 (15)
Rich Tuten	Strength and Conditioning	1995-2011 (17)

U

Cory Undlin	Defensive Quality Control	2012 (1)
	Defensive Backs	2014 (2)
Doc Urich	Defensive Line	1972-75 (4)
	Offensive Line	1976 (1)
	Special Teams	1984 (1)
	Tight Ends/Assistant Offensive Line	1985 (1)

W

Doak Walker	Special Assignments	1966 (1)
Charlie Waters	Special Teams	1988 (1)
	Defensive Backs	1989-92 (4)
	Defensive Coordinator	1993-94 (2)
Steve Watson	Defensive Assistant	2001-02 (2)
	Wide Receivers	2003-06 (4)
	Associate Head Coach	2007-08 (2)
Charlie West	Defensive Backs	1983-88 (6)
Joe Woods	Defensive Backs	2015-16 (2)
	Defensive Coordinator	2017 (1)

Y

Zaven Yarialian	Head Coach's Assistant	2001 (1)
John-Paul Young	Linebackers	1993-94 (2)

Z

Bob Zeman	Linebackers	1978-82 (5)
-----------	-----------------------	-------------



BRONCOS ALL-TIME ROSTER

List includes players who spent time on the active roster/injured reserve during the regular or postseason. **Current players in bold.**

† Indicates player was signed during 1987 strike, and played only during that three-game span as a replacement player)

* Indicates information is incomplete; does not include starts for seasons prior to 1968

A								
No.	Name	Pos.	Hgt.	Wgt.	College	GP	GS	Years
21	Hamza Abdullah	S	6-2	213	Washington State	24	8	2005-08
81	Bob Adams	TE	6-2	225	Pacific	2	0	1975
12/81	Charlie Adams	WR	6-2	190	Holstra	24	2	2003-06
20	Mike Adams	S	5-11	200	Delaware	32	23	2012-13
95	Sam Adams	DT	6-3	350	Texas A&M	11	11	2007
73	Scott Adams	T	6-6	315	Georgia	0	0	1997
60	Kenneth M. Adamson	G	6-2	235	Notre Dame	32	N/A	1960-62
57	Allen Aldridge	LB	6-1	245	Houston	64	45	1994-97
68	Steve Alexakos	G	6-2	260	San Jose State	8	1	1970
58	Elijah Alexander	LB	6-2	230	Kansas State	41	24	1993-95
40	Jeff Alexander	RB	6-0	232	Southern	21	6	1989-'92
58	Kevin Alexander	LB	6-4	265	Clemson	8	0	2010
69	P.J. Alexander	T	6-4	297	Syracuse	16	0	2003-05, '07
80	Ray Alexander	WR	6-4	195	Florida A&M	8	0	1984
45	Roc Alexander	CB	5-10	190	Washington	26	1	2004-05
25	Stephen Alexander	TE	6-4	250	Oklahoma	32	29	2005-07
82	Ted Allfen	RB	6-0	195	Springfield College	4	0	1969
24	Donald R. Allen	FB	6-0	200	Texas	10	N/A	1960
22	Elihu (Buddy) Allen	HB	5-11	193	Utah State	1	N/A	1961
57	Ty Allert	LB	6-2	233	Texas	7	0	1990
73	Henry Allison	T	6-3	255	San Diego State	3	0	1977
62	Vaughn S. (Buddy) Alliston	LB	6-0	218	Mississippi	11	N/A	1960
94	Luis Almanzar	DT	6-3	295	Southwest Missouri State	0	0	2003
25	Anthony Alridge	RB	5-9	185	Houston	0	0	2008
77	Lyle Alzado	DE	6-3	255	Yankton College	99	98	1971-78
22	David R. Ames	HB	6-0	185	Richmond	7	N/A	1961
22	C.J. Anderson	CB	5-10	224	California	58	36	2013-17
11	Bobby Anderson	HB	6-0	208	Colorado	48	22	1970-73
23	Marques Anderson	S	5-11	210	UCLA	6	0	2005
38	Mike Anderson	RB	6-0	230	Utah	74	51	2000-05
83	Willie "Flipper" Anderson	WR	6-0	175	UCLA	4	0	1997
50	Zaire Anderson	ILB	5-11	220	Nebraska	32	3	2016-17
86	Mitch Andrews	TE	6-2	239	Louisiana State	8	3	1987
84	Lou Andrus	LB	6-6	230	Brigham Young	8	N/A	1967
91	Kenny Anunike	DE	6-5	275	Duke	3	0	2015
92	Lester Archambeau	DE	6-5	275	Stanford	3	0	2000
83	Justin Armour	WR	6-4	210	Stanford	8	0	1998
24	Otis Armstrong	RB	5-10	196	Purdue	96	58	1973-80
65	LeFrancis Arnold	G/C	6-3	245	Oregon	2	0	1974
73	Mike Askea	T	6-4	260	Stanford	4	0	1973
28	Billy Atkins	DB	6-1	196	Auburn	3	N/A	1964
74	Frank Atkinson	DE	6-3	240	Stanford	3	N/A	1964
47	George Atkinson	S	6-0	180	Morris Brown	6	0	1979
27	Steve Atwater	S	6-3	217	Arkansas	155	155	1989-98
76	Marvin Austin Jr.	DT	6-2	312	North Carolina	15	0	2014
33	John Avery	RB	5-9	190	Mississippi	7	0	1999
67	John Ayers	G	6-5	258	West Texas State	9	5	1987
56/91	Robert Ayers	OLB/DE	6-3	274	Tennessee	72	27	2009-13
B								
56/65	Jay Bachman	C	6-3	250	Cincinnati	45	1	1968-71
97	Boss Bailey	LB	6-3	232	Georgia	6	6	2008
24	Champ Bailey	CB	6-0	192	Georgia	135	132	2004-13
75	Bill Bain	T	6-4	279	Southern California	15	14	1976-1978
75	Chris Baker	DL	6-2	329	Hampton	1	0	2009
6	Jason Baker	P	6-2	205	Iowa	4	0	2004
74	Jerry Baker	T	6-2	297	Tulane	5	0	1983
35	Lance Ball	RB	5-9	224	Maryland	41	0	2010-12
28	Montee Ball	RB	5-10	215	Wisconsin	21	3	2013-14
79	Chris Banks	G	6-1	300	Kansas	20	1	1998-99
97	Justin Bannan	DL	6-3	310	Colorado	32	32	2010-'12
85	Mike Barber	TE	6-3	235	Louisiana Tech	10	1	1985
73	Allen Barbre	G	6-4	310	Missouri Southern	16	4	2017
62	Ernie Barnes	G	6-3	247	North Carolina Central	25	N/A	1963-64
73	Walter Barnes	DE	6-3	245	Nebraska	19	0	1969-71
86	Dean Barnett	TE	6-2	225	Nevada-Las Vegas	8	0	1983
36	Josh Barrett	S	6-2	225	Arizona State	20	3	2008-09
50/48	Shaquil Barrett	LB	6-2	250	Colorado State	48	15	2014-17
57	Lamin Barrow	LB	6-1	237	Louisiana State	16	1	2014
42	Odell Barry	HB	5-10	180	Findlay	26	N/A	1964-65
1	Connor Barth	K	5-11	177	North Carolina	5	0	2014
34	James Barton	C	6-5	250	Marshall	28	N/A	1961-62
54	Rick Baska	LB	6-3	225	UCLA	18	0	1976-77
46	Norman Bass	DB	6-3	210	Pacific	1	0	1964
67	D'Anthony Batiste	OL	6-4	314	Louisiana at Lafayette	5	0	2010
68	Zane Beadles	G/T	6-4	305	Utah	64	62	2010-13
64	Scott Beavers	G	6-4	277	Georgia Tech	2	0	1990
57	Jordan Beck	LB	6-2	233	Cal Poly/SLO	11	0	2007
85	Tom Beer	TE	6-4	235	Houston	37	*21	1967-69
56	Dave Behrman	C	6-5	260	Michigan State	11	N/A	1967
70	Kevin Belcher†	HB	5-10	280	Wisconsin	1	1	1987
23	Henry Bell	CB	5-10	177	No college	10	N/A	1980
34	Joshua Bell	TE	5-11	210	Baylor	9	5	2008
35	Ken Bell	RB/WR	5-10	190	Boston College	59	1	1986-89
20/30	Mike Bell	RB	6-0	225	Arizona	20	3	2006-07
26/21	Tatum Bell	RB	5-11	213	Oklahoma State	49	17	2004-06, '08
3	Scott Bentley	P/K	6-0	203	Florida State	2	0	1997, 2000
17	Mitch Berger	P	6-4	228	Colorado	10	0	2009

BRONCOS ALL-TIME ROSTER, CONT.

No.	Name	Pos.	Hgt.	Wgt.	College	GP	GS	Years
43	Frank Bernardi	DB	5-9	181	Colorado	6	N/A	1960
74	Lee Bernet	T	6-2	250	Wisconsin	28	N/A	1965-66
33	Rod Bernstine	RB	6-3	238	Texas A&M	21	21	1993-95
32	Bertrand Berry	DE	6-3	250	Notre Dame	46	19	2001-03
11	Steve Beuverlein	RB	5-11	203	Colorado State	12	5	201-03
95	Kapri Bibbs	RB	5-11	203	Colorado State	13	0	2014-16
54	David Binn	LS	6-3	288	California	0	0	2011
77	Larry Birdine	DE	6-4	265	Oklahoma	0	0	2007
54	Keith Bishop	C/G	6-3	260	Baylor	129	87	1980-89
64	Philip Blake	C/G	6-3	310	Baylor	0	0	2012
32	Dre Bly	CB	5-10	188	North Carolina	32	32	2007-08
24	Tony Boddie	RB	5-11	195	Montana State	6	0	1986-87
31	Omar Bolden	CB/S	5-10	195	Arizona State	56	1	2012-15
72	Garett Bolles	T	6-5	297	Utah	16	16	2017
33	Melvin Bonner	WR	6-3	207	Caylor	4	0	1993
23	Devontae Booker	RB	5-11	219	Utah	29	6	2016-17
89	Gordon Bowdell	WR	6-2	203	Michigan State	2	0	1971
52	David Bowens	LB	6-2	255	Western Illinois	16	0	1999
65	Walt Bowyer	DE	6-4	254	Arizona State	61	17	1983-84, 87-88
30	Cory Boyd	RB	6-1	218	South Carolina	1	0	2008
77	Greg Boyd	DE	6-6	274	San Diego State	40	0	1980-82
52	Greg Bracelin	LB	6-1	214	California	12	0	1980
23	Ronnie Bradford	DB	5-10	188	Colorado	26	3	1993-95
24	Phil Brady	S	6-3	210	Brigham Young	4	0	1969
56	John Bramlett	LB	6-1	220	Memphis State	28	N/A	1965-66
42	Sam Brandon	S	6-2	200	Nevada-Las Vegas	63	12	2002-06
3	Tom Brandstater	QB	6-5	223	Fresno State	0	0	2009
32	Melvin Bratton	RB	6-1	225	Miami (Fla.)	32	6	1989-90
34	Tyrone Braxton	DB	5-11	190	North Dakota State	165	132	1987-93, 95-99
19	Don Breaux	QB	6-1	205	McNeese State	9	N/A	1963
76	Bob Breitenstein	T	6-3	265	Tulsa	30	N/A	1965-67
67	Sam Brenner	C	6-2	310	Utah	0	0	2015
46	Aaron Brewer	LS	6-5	230	San Diego State	64	0	2012-15
26	Chris Brewer	RB	6-1	204	Arizona	13	0	1984
53	Dwylral Briggs	LB	6-4	230	Bowling Green	1	0	2010
15	Marlin Briscoe	QB	5-11	178	Omaha	11	5	1968
6	Bubby Brister	QB	6-3	205	Northeast Louisiana	10	4	1997-99
71	Blake Brockermeyer	T	6-4	295	Texas	32	3	2002-03
36	John W. (Red) Brodnax	FB	6-0	208	Louisiana State	14	N/A	1960
11	Jeff Brohm	QB	6-1	205	Louisville	0	0	1999
57	Keith Brooking	LB	6-2	240	Georgia Tech	16	14	2012
56	Michael Brooks	LB	6-1	236	Louisiana State	89	64	1987-92
85	Robert Brooks	WR	6-0	173	South Carolina	4	0	2000
50	Fred Broussard	C	6-3	235	Texas A&M	1	0	1960
52	Andre Brown	TE	6-4	224	North Carolina State	3	0	2010
87	Boyd Brown	TE	6-4	222	Alcorn State	40	0	1974-76
89	Clay Brown	TE	6-3	223	Brigham Young	3	0	1983
98	Courtney Brown	DE	6-4	285	Penn State	14	13	2005-06
73	Cyron Brown	DE	6-5	275	Western Illinois	11	0	1998-99
26	Eric Brown	S	6-0	210	Mississippi State	53	52	1998-2001
34/46	Hardy Brown	LB	6-0	193	Tulsa	13	N/A	1960
70	Jamie Brown	T	6-8	320	Florida A&M	29	4	1995-97
55	Ken Brown	LB	6-1	235	Virginia Tech	2	0	1995
55	Laron Brown	C	6-1	245	New Mexico	16	0	1979
82	Marlon Brown	WR	5-9	177	Texas	3	1	1987
15	Marlon Brown	WR	6-5	214	Georgia	0	0	2016
24	Willie Brown	DB	6-1	195	Grambling	50	N/A	1963-66
64/68/72	Sam Brunelli	G	6-2	270	Northern Colorado	60	*32	1966-71
82	Larry Brunson	WR	5-11	180	Colorado	13	0	1980
30	David Bruton Jr.	S	6-2	217	Notre Dame	104	8	2009-15
64	Billy Bryan	C	6-2	251	Duke	153	151	1977-88
79/95	Steve Bryan	DE/LB	6-2	256	Oklahoma	12	3	1987-88
28	Correll Buckhalter	RB	6-0	223	Nebraska	29	7	2009-10
27	Terrell Buckley	CB	5-9	176	Florida State	16	16	2000
30	Tom Buckman	TE	6-4	200	Texas A&M	7	0	1969
33	Fred Bukaty	FB	5-11	195	Kansas	14	N/A	1961
77	Brodrick Bunkley	DT	6-2	306	Florida State	16	13	2011
60	Joe Burch	C	6-2	280	Texas Southern	0	0	1994
21	Bobby Burnett	RB	6-3	210	Arkansas	3	0	1969
56/55/51	Keith Burns	LB	6-2	235	Oklahoma State	166	3	94-98, 00-03, 05-06
41	George Burrell	S	5-10	180	Pennsylvania	14	7	1969
19	Isaiah Burse	WR	5-10	187	Fresno State	12	0	2014
93	Antwon Burton	DT	6-2	318	Temple	7	0	2006-07
20	Josh Bush	S	5-11	205	Wake Forest	10	1	2014-15
36	Rafael Bush	S	5-11	200	South Carolina State	6	0	2011
58	Steve Busick	LB	6-4	227	Southern California	73	47	1981-85
21/22	Gerry Bussell	DB	6-0	190	Georgia Tech	6	N/A	1965
51	Bill Butler	LB	6-4	226	Cal State-Northridge	14	0	1970
80	Jake Butt	TE	6-6	250	Michigan	0	0	2017
28	Butler By'not'e	CB	5-9	190	Ohio State	9	0	1994
63	Jeff Byers	OL	6-4	301	Southern California	0	0	2010
24	George (Butch) Byrd	DB	6-0	211	Boston University	14	0	1971
C								
59	Glenn Cadrez	LB	6-3	240	Houston	90	40	1995-2000
17/12	Andre Caldwell	WR	6-0	200	Florida	54	4	2012-15
28	Scott Caldwell†	RB	5-10	196	Texas-Arlington	3	1	1987
79	Carter Campbell	DE	6-4	240	Weber State	14	2	1971
86	Jeff Campbell	WR	5-8	167	Colorado	16	1	1994
67	Mark Campbell	DT	6-1	290	Florida	0	0	1996
39	Larry Canada	FB	6-2	233	Wisconsin	48	0	1978-81
35	Steve Cargille	S	6-2	210	Columbia	15	0	2005-07
80	James Casey	TE/FB	6-3	240	Rice	3	0	2015
65	Cooper Carlisle	G	6-5	295	Florida	95	38	2000-06
40	Albert R. Carmichael	HB	6-1	200	Southern California	16	N/A	1960-61
40	Paul Carmichael	HB	6-0	200	El Camino J.C.	3	N/A	1965

No.	Name	Pos.	Hgt.	Wgt.	College	GP	GS	Years
86	Don Carothers	E	6-5	225	Bradley	3	N/A	1960
89	Kenneth L. Carpenter	E	6-0	195	Oregon State	6	N/A	1960
92	Alphonso Carreker	DE	6-6	268	Florida State	22	17	1989-91
29	Darren Carrington	CB	6-2	200	Northern Arizona	16	0	1989
90	Paul Carrington	DE	6-7	250	Central Florida	0	0	2007
89/77	Dwayne Carswell	TE/OL	6-3	260	Liberty	163	82	1994-2005
40	Dale Carter	CB	6-1	188	Tennessee	14	14	1999
20	Jamal Carter	S	6-1	215	Miami (Fla.)	16	0	2017
28/38	Quinton Carter	S	6-1	200	Oklahoma	30	10	2011-14
68	Rubin Carter	DT	6-0	256	Miami (Fla.)	166	151	1975-86
25/32	Tony Carter	CB	5-9	175	Florida State	40	3	2009, '11-14
37	Tony Carter	FB	6-0	235	Minnesota	16	6	2001
51	Tim Casey	LB	6-1	225	Oregon	2	0	1969
66	John Cash	E	6-3	240	Allen	28	N/A	1961-62
45	Tom Cassese	DB	6-1	198	C.W. Post	14	N/A	1967
28	Jeremiah Castille	CB	5-10	175	Alabama	27	15	1987-88
40	Grady Cavness	CB	5-11	187	Texas-El Paso	14	14	1969
86	Byron Chamberlain	TE	6-1	242	Wayne State (Neb.)	73	0	1995-2000
28	Jamaal Charles	RB	6-1	215	Texas	14	0	2017
79	Barney Chavous	DE	6-3	252	South Carolina State	182	177	1973-85
15	Max Chobolian	QB	6-4	215	Cal State-Northridge	14	N/A	1966
54/55	Patrick Chukwurah	LB	6-1	240	Wyoming	42	0	2003-06
78	Tom Cichowski	T	6-4	250	Maryland	13	0	1967-68
54	Ralph Cindrich	LB	6-1	228	Pittsburgh	1	0	1974
70	Tyson Clabo	G	6-6	314	Wake Forest	0	0	2004
78	Ryan Clady	T	6-6	325	Boise State	98	98	2008-15
19/86	Brian Clark	WR	6-2	204	North Carolina State	10	0	2006-07
78	Brian Clark	T	6-6	260	Clemson	0	0	1982
75	Chris Clark	T	6-5	305	Southern Mississippi	69	27	2010-14
47	Darius Clark	S	5-10	210	Duke	7	0	2000-01
43	Derrick Clark	RB	6-1	235	Evangel College	16	4	1994
88	Desmond Clark	TE	6-3	255	Wake Forest	41	6	1999-2001
20/27	Kevin Clark	DB	5-10	185	San Jose State	26	3	1987-88, 90-91
73	Kelvin Clark	T	6-3	260	Nebraska	45	8	1979-81
93	Nic Clemons	DT	6-6	300	Georgia	10	0	2008
15	Mike Clendenen†	K	5-11	191	Houston	3	0	1987
85	Daniel Coats	TE	6-3	264	Brigham Young	4	0	2010
34	Cedric Cobbs	RB	6-0	227	Arkansas	2	0	2006
26	Don Coffey	E	6-4	190	Memphis State	3	N/A	1963
48	George Coghill	S	6-0	210	Wake Forest	54	5	1998-2001
13	Keary Colbert	WR	6-1	205	Southern California	41	2	2008
84/81	Chris Cole	WR	6-0	195	Texas A&M	35	2	2000-03
34	Marquice Cole	CB	5-10	195	Northwestern	0	0	2013
46/21	KaRon Coleman	RB	5-7	198	Stephen F. Austin	15	0	2000-02
92/95	Marco Coleman	DE	6-3	270	Georgia Tech	23	16	2004-05
76	Steve Coleman	DE	6-5	252	Delaware State	2	0	1974
69	Tony Colorito	NT	6-5	260	Southern California	15	0	1986
4	Britton Colquitt	P	6-3	204	Tennessee	96	0	2009-15
59	Darren Comeaux	LB	6-1	227	Arizona State	60	0	1982-86
80	Ed Cooke	DE	6-4	250	Maryland	28	N/A	1964-65
81	Andre Cooper	WR	6-2	210	Florida State	10	1	1999-2000
63	Mark Cooper	G/T	6-5	270	Miami (Fla.)	53	12	1983-87
71	Paul Cornick	T	6-6	310	North Dakota State	12	6	2014
25	Kip Corrington	S	6-0	175	Texas A&M	32	1	1989-90
17	Quan Cosby	WR	5-9	189	Texas	10	0	2011
63	Dave Costa	DT	6-2	250	Utah	70	*56	1967-71
66	Bill Cottrell	G	6-4	255	Delaware Valley	11	0	1972
40	Curome Cox	S	6-1	204	Maryland	36	5	2005-07
66/77	Larry Cox	DT	6-3	255	Ablene Christian	33	*0	1966-68
32	Ferrish Cox	CB	6-0	198	Oklahoma State	15	9	2010
41	Eric Crabtree	FL	6-0	185	Pittsburgh	42	*14	1968-68
68	Gary Crane	6-5	230	Arkansas State	6	0	1969	
29	Aaron Craver	RB	5-11	217	Fresno State	31	27	1995-96
33	Willis Crenshaw	FB	6-2	230	Kansas State	12	12	1970
93	Jared Crick	DE	6-4	285	Nebraska	16	15	2016-17
53/78	Ken Criter	LB	6-0	225	Wisconsin	75	1	1969-74
39	Ray Crockett	CB	5-10	184	Baylor	106	104	1994-2000
51	Mike Croel	LB	6-3	231	Nebraska	58	54	1991-94
96	Tim Crowder	DE	6-4	275	Texas	19	1	2007-08
54	Ed Cummings	LB	6-3	232	Stanford	14	N/A	1965
50	Carl Cunningham	LB	6-4	230	Houston	55	*42	1967-70
74	Mike Current	T	6-5	274	Ohio State	118	*105	1967-75
58	Scott Curtis	LB	6-1	230	New Hampshire	25	1	1989-90
6	Jay Cutler	QB	6-3	233	Vanderbilt	37	37	2006-08
D								
94	Lional Dalton	DT	6-1	309	Eastern Michigan	16	13	2002
5	Brad Daluiso	K	6-2	207	UCLA	16	0	1992
75	Eldon V. Danenhauer	T	6-5	245	Pittsburg State	79	N/A	1960-65
76	William A. Danenhauer	E	6-4	245	Emporia College	4	N/A	1960
81	Owen Daniels	TE	6-3	245	Wisconsin	16	16	2015
64	Stanley Daniels	OL	6-4	320	Washington	7	4	2010
57	Stan David†	LB	6-3	211	Texas Tech	0	0	1987
62	Jeff Davidson	G/T	6-5	309	Ohio State	44	30	1990-92
54	Andra Davis	ILB	6-1	251	Florida	16	13	2009
4	Austin Davis	QB	6-2	221	Southern Mississippi	0	0	2016
17	Britt Davis	WR	6-3	205	Northern Illinois	3	0	2010
54	C.J. Davis	C/G	6-2	308	Pittsburgh	7	0	2012
32	Dick Davis	5-11	215	Nebraska	2	0	1970	
96	Dorsett Davis	DT	6-5	305	Mississippi State	14	0	2002-04
25	Eric Davis	CB	5-11	185	Jacksonville State	16	0	2001
62	Jack Davis	T	6-2	235	Arizona	2	N/A	1960
78	Marvin Davis	DT	6-4	252	Wichita State	1	N/A	1966
78	Terrell Davis	RB	5-11	210	Georgia	78	77	1995-2002
51	Todd Davis	LB	6-1	230	Sacramento State	52	33	2014-17
80	Vernon Davis	TE	6-3	250	Maryland	9	4	2015
20	Brian Dawkins	S	6-0	210	Clemson	41	39	2009-11
33	Joe Dawkins	RB	6-0	223	Wisconsin	36	19	1971-73
84	Albert E. Day	T	6-2	216	Eastern Michigan	14	N/A	1960
55	Dillon Day	C	6-4	299	Mississippi State	0	0	2017
33	Ron Dayne	RB	5-10	245	Wisconsin	10	0	2005

BRONCOS ALL-TIME ROSTER, CONT.

No.	Name	Pos.	Hgt.	Wgt.	College	GP	GS	Years
17	Steve DeBerg	QB	6-3	205	San Jose State	33	11	1981-83
87	Eric Decker	WR	6-3	214	Minnesota	62	44	2010-13
39	Robert Delpino	RB	6-0	210	Missouri	16	3	1993
55	Rick Dennison	LB	6-3	220	Colorado State	128	52	1982-90
88	Al Denson	FL	6-2	208	Florida A&M	91	*34	1964-70
85	A.J. Derby	TE	6-2	255	Arkansas	15	4	2015-17
14	Jodd Devoe	WR	6-2	198	Central Missouri State	15	0	2005-06
65	John Denvir	G	6-4	245	Colorado	11	N/A	1962
63	David Diaz-Infante	G/C	6-3	295	San Jose State	51	9	1996-98, '01
71	Wallace Dickey	T	6-3	260	Southwest Texas State	22	0	1968-69
35	Richard L. (Bo) Dickinson	FB	6-2	220	Southern Mississippi	20	N/A	1962-63
64	J.J. Dielman	G	6-5	309	Utah	0	0	2017
10	Doug (Bucky) Dilts	P	5-9	185	Georgia	30	0	1977-78
29	Charles Dimry	CB	6-2	176	Nevada-Las Vegas	44	18	1991-93
2	Joe DiVito	QB	6-2	206	Boston College	3	0	1968
30	Hewritt Dixon	FB/TE	6-1	230	Florida A&M	33	N/A	1963-65
9	Riley Dixon	P	6-4	221	Syracuse	32	0	2016-17
31	Zachary Dixon	P	6-0	203	Temple	5	0	1979
33	Dedrick Dodge	S	6-2	187	Florida State	16	1	1997
59	Kirk Dodge†	LB	6-1	231	Nevada-Las Vegas	3	1	1987
85	Chris Doering	WR	6-4	195	Florida	3	0	1999-2000
82	Jack Dolbin	WR	5-10	190	Wake Forest	62	32	1975-79
86	Matt Dominguez	TE/WR	6-2	219	Sam Houston State	29	15	2001
76	Tom Domes	DT	6-3	260	Wisconsin	16	8	1971-72
54	Mitch Donahue	LB	6-2	254	Wyoming	16	0	1993-94
59	Vontarrius Dora	OLB	6-4	256	Louisiana Tech	1	0	2016
33	Tony Dorsett	RB	5-11	192	Pittsburgh	16	13	1988-89
37	Lorenzo Doss	CB	5-11	187	Tulane	15	0	2015-17
45	Gary Downs	RB	6-0	212	North Carolina State	2	0	1995
14	Richard A. (Skip) Doyle	HB	6-0	193	Ohio State	6	N/A	1960
96	Joel Dreesen	TE	6-4	245	Colorado State	29	13	2012-13
99	Shane Dronett	DE	6-6	288	Texas	61	35	1992-95
76	Tom Drougas	T	6-4	257	Oregon	3	0	1974
34	Reuben Droughns	RB	5-11	207	Oregon	47	18	2002-04
97	Darren Drozdzov	DT	6-3	281	Maryland	6	2	1993-94
32	Joe Dudekt†	RB	6-0	200	Plymouth State	2	2	1987
84	Wesley Duke	TE	6-5	225	Mercer	3	0	2005
92	Elvis Dumervil	OLB/DE	5-11	248	Louisville	91	75	2006-12
4	Rick Duncan	K	6-2	208	Eastern Montana	2	0	1967
21	Nyylon Dunge	CB	5-11	180	North Carolina Central	16	0	1983
55	Pete Duranko	DE	6-2	250	Notre Dame	98	76	1967-74
2	Zac Dysert	QB	6-3	221	Miami (Ohio)	0	0	2013
E								
91	Kasim Edebali	OLB	6-2	253	Boston College	9	0	2017
84	Booker Edgerson	CB	5-10	193	Western Illinois	6	0	1970
25	Ron Egloff	TE	6-5	230	Wisconsin	93	25	1977-83
91	Ebenezer Ekuban	DE	6-4	275	North Carolina	46	29	2005-08
1	Jason Elam	K	5-11	195	Hawaii	236	0	1993-2007
62	Jim Efrid	LB	N/A	N/A	Colorado State	0	0	1961
94	Luther Elliss	DT	6-5	318	Utah	8	0	2004
7	John Elway	QB	6-3	215	Stanford	234	231	1983-98
89	John Embree	WR	6-4	194	Compton J.C.	20	6	1969-70
60	John Engelberger	DE	6-4	260	Virginia Tech	61	22	2005-08
14	George Hunter Enis	DE	6-2	195	Texas Christian	4	N/A	1962
88	Pat Epperson	E	6-3	225	Adams State	9	N/A	1960
53	Tom Erlandson	LB	6-3	235	Washington State	34	N/A	1962-65
16	Mike Ernst	QB	6-1	190	Cal State-Fullerton	1	0	1972
3	Paul Ernster	P/K	6-0	217	Northern Arizona	18	0	2005-07
46	Terry Erwin	HB	6-0	190	Boston College	9	2	1968
67	Greg Eslinger	C	6-3	290	Minnesota	0	0	2006-07
40	Jay Dale Evans	HB	6-3	210	Kansas State	5	N/A	1961
86	Jerry Evans	TE	6-4	260	Toledo	44	15	1993-95
56	Larry Evans	LB	6-2	216	Mississippi College	101	41	1976-82
35	Blake Ezor	RB	5-9	181	Michigan State	9	0	1990
F								
86	Stan Fanning	DE	6-7	270	Idaho	7	N/A	1964
44	Miller Farr	G	6-3	190	Wichita State	7	N/A	1963
63	Sean Farrell	G	6-3	260	Penn State	10	4	1990-91
68	Mario Fatafehi	TE	6-2	300	Kansas State	32	25	2003-04
86	Daniel Fells	TE	6-4	252	Cal-Davis	16	15	2011
53	James Ferentz	C	6-2	285	Iowa	21	0	2015-16
25	Nick Ferguson	S	5-11	201	Georgia Tech	69	44	2003-07
85	Chafie Fields	WR	6-1	200	Penn State	0	0	2000
91	Ronald Fields	DL	6-2	314	Mississippi State	32	16	2009-10
37	Steve Fitzhugh†	DB	5-11	188	Miami (Ohio)	3	1	1987
70	Billy Ray Fletcher	E	5-10	190	Memphis State	1	N/A	1966
93	Simon Fletcher	LB/DE	6-5	240	Houston	172	143	1985-95
61	Eric Floyd	OL	6-5	310	Auburn	1	0	1995
43	Steve Foley	DB	6-2	190	Tulane	150	135	1976-86
32	Garrett Ford	FB	6-2	230	West Virginia	14	3	1968
57	Fred Forsberg	LB	6-1	235	Washington	53	40	1968-73
20	Justin Forsett	RB	5-8	195	California	4	3	2016
72	George Foster	T	6-5	338	Georgia	49	45	2003-06
76	Bennie Fowler	WR	6-1	212	Michigan State	45	5	2015-17
39	Vernon Fox	S	5-10	206	Fresno State	12	3	2008-09
22	Domonique Foxworth	CB	5-11	180	Maryland	46	18	2005-07
84	Jason Franci	E	6-1	210	Cal-Santa Barbara	10	N/A	1966
74	Orlando Franklin	T/G	6-7	320	Miami	63	63	2011-14
31	Mike Francowiak	RB	6-3	220	Central Michigan	28	1	1975-76
51/55	Jim Fraser	LB/P	6-3	236	Wisconsin	42	N/A	1962-64
42	Al Frazier	HB	5-11	180	Florida A&M	31	N/A	1961-63
62	Mike Freeman	G	6-3	256	Arizona	26	9	1984-87
88	Russell Freeman	TE	6-3	290	Georgia Tech	43	37	1991-94
12	Gus Frerotte	QB	6-3	230	Tulsa	14	7	2000-01
64	Lennie Friedman	G	6-3	285	Duke	33	22	1999-2002
98	Sione Fua	DT	6-1	310	Stanford	2	0	2013

No.	Name	Pos.	Hgt.	Wgt.	College	GP	GS	Years
24	Randy Fuller	CB	5-10	180	Tennessee State	10	1	1994
2	Will Furrer	QB	6-3	211	Virginia Tech	0	0	1994
G								
10	Jabar Gaffney	WR	6-2	200	Florida	32	18	2009-10
45	Thomas Gafford	LS	6-2	250	Houston	6	0	2016
64	George Gaiser	T	6-4	255	Southern Methodist	10	7	1968
28	Bob Gaiters	HB	5-11	210	New Mexico State	6	N/A	1963
99	David Galloway	DE	6-3	277	Florida	10	0	1990
99	David Gamble	WR	6-3	190	New Hampshire	2	0	1997
82	Dylan Gandy	G	6-3	290	Texas Tech	0	0	2008
73/76	Max Garcia	G	6-4	309	Florida	48	37	2015-17
41	Jerrold Garcia-Williams	ILB	6-2	235	Hawaii	11	0	2017
99	Daryl Gardener	DT	6-6	295	Baylor	5	2	2003
63	Ben Garland	G	6-5	308	Air Force	8	0	2014
52	Dave Garnett	LB	6-2	216	Stanford	3	0	1995
66	Scott Garnett	NT	6-2	271	Washington	16	1	1984
23	Drake Garrett	DB	5-9	183	Michigan State	15	13	1968-70
22	Olandis Gary	RB	5-11	218	Georgia	35	15	1999-2002
49	Quentin Gause	ILB	6-0	243	Rutgers	3	0	2016
61	Charles E. Gavin	DE	6-1	250	Tennessee State	47	N/A	1960-63
92	Ron Geater	NT	6-6	272	Iowa	3	0	1992
79	Jumpy Geathers	DT	6-7	283	Wichita State	16	0	1996-97
57	Bob Geddes	LB	6-2	240	UCLA	14	3	1972
40	Jack Gehrke	WR	6-0	178	Utah	14	10	1971
6	Ralph Giacommarot	P	6-1	190	Penn State	3	0	1987
90	Freddie Gilbert	DE	6-4	275	Georgia	35	8	1986-88
2/30	Cookie Gilchrist	LB	6-3	251	No college	10	N/A	1965
17	Scotty Glacken	QB	6-0	190	Duke	10	N/A	1966-67
49	Glenn Glass	DB	6-1	205	Tennessee	6	N/A	1966
62	Tom Glassic	G	6-3	254	Virginia	105	93	1976-83
67	George Goeddeke	G	6-3	253	Notre Dame	66	*55	1967-72
52	Ian Gold	LB	6-0	223	Michigan	99	67	2000-03, 05-07
45/23	Austin (Goose) Gonsoulin	DB	6-3	210	Baylor	94	N/A	1960-66
79	John Gonzaga	G	6-3	247	No college	11	N/A	1966
21	André Goodman	CB	5-10	184	South Carolina	40	40	2002-11
64	Brian Goodman	G	6-2	260	UCLA	0	0	1975
62	Harvey Goodman	G	6-4	260	Colorado	14	0	1976
16	D'Andre Goodwin	WR	5-10	191	Washington	0	0	2011
63	Amon Gordon	DT	6-2	305	Stanford	4	4	2007
28	Cornell Gordon	CB	6-0	187	North Carolina A&T	29	14	1970-72
21/23	Darrien Gordon	CB	5-11	184	Stanford	32	32	1997-98
89	Richard Gordon	DE	6-4	265	Miami	1	0	2015
77	Brandon Gorin	T	6-6	309	Purdue	6	1	2009
99	Adam Gotsis	TE	6-4	287	Georgia Tech	32	13	2016-17
83	Sam Graddy	WR	5-10	165	Tennessee	8	0	1987-88
52/53	Randy Gradishar	LB	6-3	233	Ohio State	145	134	1974-83
89	Daniel Graham	TE	6-3	257	Colorado	63	61	2007-10
58	Tom Graham	LB	6-2	235	Oregon	33	23	1972-74
35	John Granby	S	6-1	200	Virginia Tech	4	0	1992
63	John Grant	DT/DE	6-3	241	Southern California	99	42	1973-79
95	Paul Grasmanis	DT	6-2	298	Notre Dame	5	0	1999
77	Marshanne Graves	DE	6-3	268	Arizona	1	0	1984
74	Cornell Green	G	6-3	315	Central Florida	14	0	2004-05
28	Gaston Green	RB	5-10	189	UCLA	27	25	1991-92
53/52	Louis Green	LB	6-3	237	Alcorn State	64	0	2004-08
87	Paul Green	TE	6-3	236	Southern California	0	0	1989
85	Virgil Green	TE	6-5	255	Nevada	100	49	2011-17
85	Willie Green	WR	6-4	195	Mississippi	32	2	1997-98
20	Charles Greer	DB	6-0	205	Colorado	88	85	1968-74
85	James D. Greer	E	6-3	215	Elizabeth City State	14	N/A	1960
46	Brian Griese	QB	6-3	215	Michigan	53	51	1998-2002
14	John Griffin	HB	6-3	190	Memphis State	26	N/A	1966-66
22/21	Quentin Griffin	RB	5-7	195	Oklahoma	16	5	2003-05
29	Howard Griffith	FB	6-0	240	Illinois	59	56	1997-2001
89	Bill Groman	HB/E	6-0	194	Heidelberg	14	N/A	1963
49	Chris Gronkowski	TE	6-2	245	Arizona	14	0	2012
82	Dan Gronkowski	TE	6-5	255	Maryland	12	4	2010
77	Dick Guesman	T/K	6-4	255	West Virginia	14	N/A	1964
37	Kevin Guidry	CB	6-0	176	Louisiana State	14	0	1988
53	Donald Gulseth	LB	6-2	240	North Dakota	5	N/A	1966
63	Melwood N. (Buzz) Guy	G	6-3	248	Duke	9	N/A	1961-62
H								
75	Brian Habib	G	6-7	293	Washington	78	78	1993-97
48	Dale Hackbart	T	6-2	210	Wisconsin	3	2	1973
85	Joey Hackley	DE	6-5	267	Clem College	16	5	1986
4	Darrell Hackney	QB	6-0	248	Alabama-Birmingham	0	0	2007-08
84	Mike Haffner	E	6-2	200	UCLA	34	16	1968-70
54	Britt Hager	LB	6-1	225	Texas	18	5	1995-96
57	Mario Haggan	OLB	6-3	267	Mississippi State	56	33	2008-11
22	Steve Haggerty	DB	5-10	175	UNLV	1	0	1975
26	Chris Hale	DB	5-7	164	Southern California	0	0	1993
93	Ronnie Haliburton	LB	6-4	230	Louisiana State	13	0	1990-91
23	Andre Hall	RB	5-10	212	South Florida	18	1	2007-08
40	Darryl Hall	S	6-2	210	Washington	32	5	1993-94
50	Ben Hamilton	G/C	6-4	290	Minnesota	111	104	2001-09
69	Darrell Hamilton	T	6-5	298	North Carolina	21	10	1989-91
72	Wayne Hammond	DT	6-5	257	Montana State	5	0	1976
16	Caleb Hanie	QB	6-2	222	Colorado State	0	0	2012
86	Patrick Hape	TE/FB	6-4	262	Alabama	63	13	2001-04
23	Billy Hardee	DB	6-0	184	Virginia Tech	2	0	1976
31	Mike Harden	CB/S	6-0	192	Michigan	128	98	1980-88
78	Archie Harrist	OL	6-6	270	William & Mary	3	0	1987
25	Chris Harris Jr.	CB	5-10	199	Kansas	111	93	2011-17
31	Quentin Harris	S	6-1	213	Syracuse	6	0	2006
34	Raymont Harris	RB	6-0	226	Ohio State	3	0	2000
74/72/68	Ryan Harris	T	6-5	300	Notre Dame	62	50	2007-11, '15
96	Shelby Harris	DE	6-2	290	Illinois State	16	6	2017
68	Steven Harris	DT	6-5	305	Florida	4	0	2007
47	Tony Harris	WR	6-2	190	Toledo	0	0	1972
82	Dwight Harrison	WR	6-1	187	Texas A&I	12	6	1971-72

BRONCOS ALL-TIME ROSTER, CONT.

No.	Name	Pos.	Hgt.	Wgt.	College	GP	GS	Years
95	Derrick Harvey	DE	6-5	268	Florida	5	0	2011
27	Maurice Harvey	DB	5-10	190	Ball State	31	3	1978-80
52	Richard Harvey	LB	6-1	235	Tulane	16	0	1994
96	Richard Hasselbach	DE	6-6	285	Washington	112	29	1994-2000
3	Steven Hauschka	K	6-3	210	North Carolina State	4	0	2010
67	Johnny Ray Hatley	T	6-3	249	Sul Ross State	14	N/A	1960
37	Tim Hauck	S	5-10	187	Montana	32	0	1995-96
71	Arthur A. Hauser	T	6-0	237	Xavier	14	N/A	1961
29/33	Wendell Hayes	HB	6-1	220	Humboldt State	39	N/A	1965-67
82	Herb Haygood	WR	5-11	193	Michigan State	4	0	2002
28	Abner Haynes	HB	6-0	190	North Texas State	28	N/A	1965-66
37	Alex Haynes	RB	5-10	230	Central Florida	0	0	2008
36	Mark Haynes	CB	5-11	194	Colorado	52	27	1986-89
98	Reggie Hayward	DE	6-5	270	Iowa State	47	19	2001-04
23	Alfred Haywood	RB	5-11	215	Bethune-Cookman	2	0	1975
20	Garrison Hearst	RB	5-11	215	Georgia	7	0	2004
22	Vaughn Hebron	RB	5-8	195	Virginia Tech	47	1	1996-98
11	Carlos Henderson	WR	5-11	199	Louisiana Tech	0	0	2017
33	De'Angelo Henderson	RB	5-7	208	Coastal Carolina	5	0	2017
24	Wymon Henderson	CB	5-10	190	Nevada-Las Vegas	62	56	1989-92
86	Jerry Hendren	WR	6-2	187	Idaho	10	0	1970
68	Brad Henke	DE/NT	6-3	275	Arizona	2	0	1989
84	Mitchell Henry	TE	6-4	252	Western Kentucky	2	0	2015
20	Travis Henry	RB	5-9	230	Tennessee	12	7	2007
89	Gary Henry	E	6-5	200	Colorado	1	N/A	1964
43	Lonnie Heppburn	CB	5-11	180	Texas Southern	14	4	1974
31	Kelly Herndon	CB	5-10	180	Toledo	45	27	2002-04
79	Steve Herndon	G	6-4	292	Georgia	22	12	2001-03
16	George W. Herring	QB/P	6-2	200	Southern Mississippi	28	N/A	1960-61
10	Mark Herrmann	QB	6-4	200	Purdue	2	1	1981-82
50	Jon Hesse	LB	6-3	258	Nebraska	0	0	1997
40	Jacob Hester	FB	5-11	235	Louisiana State	3	0	2012
82	Jeff Heuerman	TE	6-5	255	Ohio State	26	8	2015-17
31	Bo Hickey	FB	5-11	230	Maryland	12	N/A	1967
28	Clifford Hicks	CB	5-9	190	Oregon	6	0	1995
56/65	Walter Highsmith	C	6-3	247	Florida A&M	23	0	1968-69
84	Jack Hill	HB	6-1	185	Utah State	14	N/A	1961
23	Renaldo Hill	S	5-11	205	Michigan State	29	29	2009-10
21	Randy Hilliard	CB	5-11	165	Northwestern (La.) State	54	7	1994-97
22	Peyton Hillis	RB	6-1	240	Arkansas	26	8	2008-09
21/23	Ronnie Hillman	RB	5-10	195	San Diego State	48	14	2012-15
76	Tony Hills	T	6-5	304	Texas	0	0	2011
71	Domenik Hixon	WR	6-2	185	Akron	4	0	2006-07
13	Russ Hochstein	OL	6-4	305	Nebraska	44	16	2009-11
23	George Hoyer	DE	5-10	174	Michigan	1	0	1975
27	John Hoffman	DE	6-7	260	Hawaii	2	1	1972
64	John Hohman	G	6-1	245	Wisconsin	24	N/A	1965-66
90	Darius Holland	DT	6-5	330	Colorado	18	14	2003-04
70	Montrae Holland	G	6-2	322	Florida State	16	16	2007
11	Trindon Holliday	WR	5-5	170	Louisiana State	25	0	2012-13
99	Vonnie Holliday	DL	6-5	285	North Carolina	16	3	2009
73	Shawn Hollingsworth	T	6-2	260	Angelo State	5	0	1983
34	Gus Hollomon	DB	6-3	195	Houston	27	9	1968-69
90	Ron Holmes	DE	6-4	261	Washington	52	32	1989-92
73/74	Gordon (Gordy) Holz	DT	6-4	260	Minnesota	56	N/A	1960-63
74/78	Winford Hood	G/T	6-2	262	Georgia	47	9	1984-88
50	Jerry Hopkins	LB	6-2	235	Texas A&M	49	N/A	1963-66
2	Mike Horan	P	5-11	192	Long Beach State	86	0	1986-92
13	Don Horn	QB	6-2	195	San Diego State	11	9	1971-72
60	Paul Howard	G	6-3	260	Brigham Young	187	147	1973-75, 77-86
3	Bobby Howfield	K	5-9	180	No college	40	0	1968-70
57	John Huard	LB	6-0	228	Maine	42	*28	1967-69
53	Robert Hudson	LB	6-4	225	Clemson	16	N/A	1960-61
29	Michael Huff	S	6-0	211	Texas	3	0	2013
14/16	John Hufnagel	QB	6-1	194	Penn State	9	0	1973-75
20	Delvin Hughley	CB	5-10	202	Jacksonville State	0	0	2001
26	Bobby Humphrey	RB	6-1	201	Alabama	35	26	1989-91
2	Bob Humphreys	K	6-1	240	Wichita State	10	0	1967-68
79	Stefan Humphries	G	6-3	265	Michigan	8	8	1987-88
98	Ricky Hunley	LB	6-2	242	Arizona	52	29	1984-87
25	Daniel Hunter	CB	5-11	178	Henderson State	26	0	1985-86
52/90	Jason Hunter	LB/DE	6-4	271	Appalachian State	32	14	2010-12
39	Michael Hunter	CB	6-0	192	Oklahoma State	0	0	2017
8	Todd Husak	QB	6-3	216	Stanford	0	0	2001
65/67	Glenn Hyde	G/T	6-3	253	Pittsburgh	99	11	1976-81, 84-85
33	Duke Ithenacho	S	6-1	207	San Jose State	17	14	2012-13
73	Martin Imhof	DE	6-6	255	San Diego State	1	0	1976
62	Jerry Inman	DT	6-2	256	Oregon	82	*19	1966-73
56	Nate Irving	LB	6-1	245	North Carolina State	54	12	2011-14
59	Brian Iwuf	LB	6-0	239	Colorado	0	0	2011
29	Bernard Jackson	DB	6-0	178	Washington State	46	43	1977-80
16	Chad Jackson	WR	6-1	215	Florida	4	0	2008
29	Chevis Jackson	CB	5-11	193	Louisiana State	0	0	2010
82	Darrell Jackson	WR	5-11	210	Florida	12	2	2008
78	Jarrius Jackson	G	6-0	228	Notre Dame	5	1	2000-03
68	Laron Jackson	G	6-3	270	Missouri	54	46	1971-74
78	Larry Jackson	DE	6-3	262	Texas A&M	0	0	1995
70/97	Malik Jackson	DE	6-5	293	Tennessee	62	24	2012-15
80	Mark Jackson	WR	5-9	180	Purdue	100	68	1986-92
14/89/81	Nate Jackson	TE	6-3	235	Menlo College	41	4	2003-08
87	Richard Jackson	DE	6-3	255	Southern	67	*52	1967-72
25/28	Roger Jackson	DB	6-0	186	Bethune-Cookman	53	6	1982-85, '87

No.	Name	Pos.	Hgt.	Wgt.	College	GP	GS	Years
57	Tom Jackson	LB	5-11	220	Louisville	191	177	1973-86
52	Frank Jackunas	C	6-3	225	Detroit Mercy	0	0	1963
50	Ray Jacobs	LB	6-2	244	North Carolina	31	0	1994-95
83	Ray Jacobs	DT	6-3	285	Howard Payne	46	N/A	1963-66
19	Taylor Jacobs	WR	6-1	210	Florida	6	0	2007
20	Tony James	CB	6-1	195	Louisiana State	48	6	1996-99
23	Quentin Jammer	CB	6-0	204	Texas	11	1	2013
70	Charlie Janerette	DT	6-3	265	Penn State	28	N/A	1964-65
26	Tom Janik	DB/P	6-3	190	Texas A&I	23	N/A	1963-64
32	Andy Janovich	FB	5-11	238	Nebraska	27	9	2016-17
43	Pete Jaquess	DB	6-0	185	Eastern New Mexico	36	*13	1967-70
98	Tyrrique Jarrett	NT	6-3	335	Pittsburgh	1	0	2017
81/82	Patrick Jeffers	WR	6-3	218	Virginia	14	0	1996-97
32	Billy Jensen	S	5-10	205	Howard	22	16	2000-01
30	Jim Jensen	S	6-3	230	Iowa	41	20	1977-80
81	William Jessup	E	6-1	195	Southern California	9	N/A	1960
51	Eugene Jeter	LB	6-3	235	Arkansas AM&N	30	N/A	1965-67
3	William (Billy) Joe	FB	6-2	235	Villanova	28	N/A	1963-64
86	Barry Johnson	WR	6-2	197	Maryland	4	0	1991
86	Butch Johnson	WR	6-1	187	Cal-Riverside	32	17	1984-85
12	Charley Johnson	QB	6-1	200	New Mexico State	54	41	1972-75
66	Chuck Johnson	T	6-3	275	Texas	16	0	1982-83
29	Darius Johnson	CB/S	6-0	195	Oklahoma	61	4	1996-99
21	Earl Johnson†	DB	6-0	195	South Carolina	3	3	1987
61	Ellis Johnson	DT	6-2	288	Florida	13	0	2004
87	Jason Johnson	WR	5-10	178	Illinois State	8	0	1988
37	Jeremiah Johnson	RB	5-9	210	Oregon	8	0	2011
90	Jerry Johnson	DT	6-0	290	Florida State	9	0	2000-01
39	Kyle Johnson	FB	6-0	242	Syracuse	45	24	2002, 04-07
49	Quinn Johnson	FB	6-1	263	Louisiana State	0	0	2011
89	Raylee Johnson	DT	6-3	272	Arkansas	14	1	2004
59	Reggie Johnson	TE	6-2	256	Florida State	44	22	1991-93
83	Steven Johnson	LB	6-1	237	Kansas	41	7	2012-14
82	Vance Johnson	WR	5-11	185	Arizona	128	80	1985-93, '95
95	Tim Joiner†	LB	6-4	235	Louisiana State	3	3	1987
26	Calvin Jones	CB	5-7	170	Washington	46	44	1973-76
53	Dante Jones	LB	6-1	235	Oklahoma	5	5	1995
20	Daryll Jones†	DB	6-0	190	Georgia	1	1	1987
69	David Jones†	OL	6-3	262	Texas	3	1	1987
86	Dominique Jones	TE	6-3	270	Shepherd	1	0	2014
72	Ernest Jones	DE	6-2	263	Oregon	8	0	1996-98
35	Henry Jones	RB	6-2	235	Grambling	2	0	1969
43	Herana-Daze Jones	S	5-11	205	Indiana	2	0	2008
93	James Jones	DT	6-2	290	Northern Iowa	16	16	1995
80	Jim Jones	WR	6-3	195	Wisconsin	13	0	1968
43	Joseph Jones	ILB	6-0	231	Northwestern	7	0	2017
60	K.C. Jones	C	6-1	275	Miami (Fla.)	16	0	1997-2000
32	Leonard Jones†	DE	6-2	185	Texas State	2	0	1987
33	Nate Jones	CB	5-10	185	Rutgers	16	3	2010
31	Rondell Jones	S	6-2	210	North Carolina	62	3	1993-96
75	Rulon Jones	DE	6-6	260	Utah State	129	100	1980-88
77	Tony Jones	T	6-5	290	Western Carolina	60	60	1997-2000
31	Victor Jones	RB	5-8	212	Louisiana State	16	1	1992
32	LaMont Jordan	LB	5-10	242	Maryland	9	0	2009
54/85	Larry Jordan	E/LB	6-6	230	Youngstown State	10	N/A	1962, '64
83	Donald G. Joyce	E	6-2	245	Illinois	6	N/A	1962
99	Seth Joyner	LB	6-2	245	Texas-El Paso	16	1	1998
66	Jim Juriga	T/G	6-6	269	Illinois	32	31	1986-90
77	Winston Justice	T	6-6	317	Southern California	4	0	2013
K								
55	John Kacherski	LB	6-2	240	Ohio State	7	0	1992
59	Larry Kaminski	C	6-2	245	Purdue	96	*54	1966-73
72	Bob Kampa	DT	6-4	252	California	4	1	1974
13	Danny Kanell	QB	6-3	218	Florida State	5	2	2003-04
12	Ken Karcher	QB	6-3	205	Tulane	4	3	1987-88
3	Rich Karlis	K	6-0	180	Cincinnati	101	0	1982-88
72	Keith Kartz	C/T	6-4	270	California	100	89	1987-94
82	Kevin Kasper	WR	6-0	193	Iowa	14	4	2001-02
88	Clarence Kay	TE	6-2	237	Georgia	135	126	1984-92
61	Bill Keating	DE	6-2	242	Michigan	20	N/A	1966-67
32	Mike Kellogg	FB	6-0	230	Santa Clara	10	N/A	1966-67
6	Chad Kelly	QB	6-2	224	Mississippi	0	0	2017
86/87	Pat Kelly	TE	6-6	252	Syracuse	32	1	1988-89
28	Kenoy Kennedy	S	6-1	215	Arkansas	73	59	2000-04
85	Eddie Kennison	WR	6-0	195	Louisiana State	8	6	2001
33	Shiloh Keo	S	5-11	205	Idaho	7	0	2015-16
68	Crawford Ker	G	6-3	288	Florida	12	10	1991
1	Brett Kern	P	6-3	205	Toledo	1	0	2008-09
92	Zach Kerr	DE	6-2	334	Delaware	12	1	2017
32	Jon Keyworth	RB	6-3	230	Colorado	95	69	1974-80
33	Jim Kiick	RB	5-11	214	Wyoming	17	0	1976-77
98	Darius Kilgo	NT	6-3	319	Maryland	18	0	2015-16
80/82	Tony Kimbrough	WR	6-2	192	Jackson State	27	0	1993-94
81	Todd Kinchen	WR	5-11	187	Louisiana State	7	0	1996
70	Donald W. King	E	6-3	260	Kentucky	14	N/A	1960
84	Vince Kinney	WR	6-2	190	Maryland	23	0	1978-79
87	David Kircus	WR	6-3	192	Grand Valley State	16	0	1906
97	Bruce Klostermann	LB	6-4	230	South Dakota State	37	5	1986-89
16	Jeff Knapple	QB	6-2	200	Northern Colorado	2	0	1980
99	Shawn Knight	NT	6-6	290	Brigham Young	14	0	1988
94/98	Terrance Knighton	DT	6-3	335	Temple	32	32	2013-14
4	Micha Knorr	P/K	6-2	199	Utah State	36	0	2002-04
56	Mike Knox†	LB	6-2	240	Nebraska	3	0	1987
73	Robert E. Konovsky	E	6-2	246	Wisconsin	13	N/A	1961
67	Robert E. Konovsky	E	6-2	300	Boston College	15	1	2012-13
79	Cyrus Kouandjio	C	6-2	325	Alabama	3	1	2017
53	Niko Koutouvides	LB	6-2	238	Purdue	14	0	2008
71	Greg Kragen	NT	6-3	263	Utah State	136	116	1985-93
42	Casey Kreiter	LS	6-1	250	Iowa	26	0	2016-17
86	Jim Krieg	WR	5-9	172	Washington	6	0	1972
84	Henry Krieger-Coble	TE	6-4	248	Iowa	2	0	2016

BRONCOS ALL-TIME ROSTER, CONT.

No.	Name	Pos.	Hgt.	Wgt.	College	GP	GS	Years
12	Gary Kroner	K	6-1	200	Wisconsin	31	N/A	1965-67
52	Ray Kubala	C	6-5	265	Texas A&M	41	N/A	1964-67
8	Gary Kubiak	QB	6-0	192	Texas A&M	119	5	1983-91
52	Frank W. Kuchta	C	6-2	225	Notre Dame	12	N/A	1960
73	Chris Kuper	G	6-4	303	North Dakota	90	79	2006-13
22	Aaron Kyle	DB	5-11	185	Wyoming	35	34	1980-82
L								
83	Matt LaCrosse	TE	6-6	255	Illinois	2	0	2017
	Ron Lamb	FB	6-2	225	South Carolina	3	3	1968
51/76	Gordon Lambert	LB	6-5	245	Tennessee-Martin	14	0	1968-69
50	Pat Lamberti Jr.	LB	6-2	225	Richmond	7	N/A	1961
33	Gene Lang	RB	5-10	196	Louisiana State	55	10	1984-87
76	Kenard Lang	CB	6-3	264	Miami (Fla.)	16	16	2006
21	Le-Lo Lang	CB	5-11	185	Washington	54	1	1990-93
27	Brendan Langley	CB	6-0	199	Lamar	11	0	2017
67/76	Ken Lanier	T	6-3	281	Florida State	177	165	1981-92, '94
80	Dan LaRose	DE	6-5	250	Missouri	11	N/A	1966
77	Carl James Larperter	G	6-4	235	Texas	28	N/A	1960-61
46	Spencer Larsen	FB/LB	6-2	243	Arizona	50	15	2008-11
87	Bill Larson	TE	6-4	225	Colorado State	2	0	1980
45	Bill Laskey	LB	6-3	235	Michigan	25	21	1973-74
73	Isaac T. Lassiter	E	6-5	270	St. Augustine	23	N/A	1962-64
75	Kitt Lathrop	DE	6-5	255	Arizona State	9	0	1979
14	Cody Latimer	WR	6-2	215	Indiana	45	3	2014-17
72	Don Latimer	DT	6-3	259	Miami (Fla.)	80	8	1978-83
26	Ty Law	CB	5-11	200	Michigan	7	2	2009
48/83	Mike Leach	TE/LS	6-2	240	William & Mary	104	0	2002-08
65	Ron Leary	G	6-3	320	Memphis	11	11	2017
10	Jim LeClair	QB	6-1	200	C.W. Post	8	*2	1967-68
53	Roger LeClerc	C	6-3	235	Trinity (Conn.)	8	N/A	1967
15	Jacky Lee	QB	6-1	189	Cincinnati	18	N/A	1964-65
68	Larry Lee	C/G	6-2	265	UCLA	13	5	1987-88
91	Max Leetrow	DE	6-4	240	Idaho	28	N/A	1965-66
85	Ashley Lelie	WR	6-3	200	Hawaii	64	40	2002-05
54	Mike Lemon	LB	6-2	218	Kansas	1	0	1975
51	Paris Lenon	LB	6-2	240	Richmond	14	6	2013
28	Jack Lentz	S	6-0	190	Holy Cross	26	*7	1967-68
36	Jim Leonhard	S	5-8	188	Wisconsin	16	1	2012
94	Louis Leonard	DL	6-4	325	Fresno State	0	0	2010
78	Matt Lepsis	T	6-4	290	Colorado	150	133	1997-2007
26	Darrell Lester	FB	6-2	228	McNeese State	23	N/A	1965-66
94	Leon Lett	DE	6-6	290	Emporia State	12	0	2001
24	D.D. Lewis	LB	6-1	241	Texas	3	0	2007
20/41	Greg Lewis	RB	5-10	214	Washington	32	5	1991-92
24	Hal Lewis	DB	6-0	185	Arizona State	1	0	1968
48	Herman Lewis	E	6-2	188	Virginia Union	0	0	1968
8	Jeff Lewis	QB	6-2	211	Northern Arizona	5	0	1996-98
67	Kory Lichtensteiger	C	6-3	295	Bowling Green State	16	0	2008
22	Tony Lilly	S	6-0	199	Florida	58	15	1984-87
33	Hub Lindsey	HB	5-11	196	Wyoming	3	0	1968
2	Steve Lindsey	K	6-1	185	Mississippi	6	0	2000
14	Pete Liske	QB	6-3	200	Penn State	18	11	1969-70
84	Floyd Little	LB	5-10	196	Syracuse	117	*93	1967-75
84	Brandon Lloyd	WR	6-0	194	Illinois	22	16	2009-11
74	Bill Lobenstein†	DL	6-3	261	Wisconsin-Whitewater	3	0	1987
89	Kerry Lockint†	TE	6-3	230	New Mexico State	3	0	1987
97	Mike Lodish	DT	6-3	275	UCLA	92	19	1995-2000
89	Dave Logan	WR	6-4	219	Colorado	4	0	1984
31	Derek Loville	RB	5-10	203	Oregon	42	0	1997-99
37	Calvin Lowry	S	5-11	200	Penn State	11	3	2008
58/59	Tim Lucas	LB	6-3	230	California	75	11	1987-93
21	Tommy Luke	LB	6-0	190	Mississippi	7	1	1968
10	Triandos Luke	WR	5-10	189	Alabama	10	0	2004
22	Fran Lynch	HB	6-1	205	Hofstra	99	*14	1967-76
47	John Lynch	S	6-2	220	Stanford	60	59	2004-07
12	Paxton Lynch	QB	6-7	244	Memphis	5	4	2016-17
37	Anthony Lynn	RB	6-3	230	Texas Tech	61	0	1993, '97-99
61	Tom Lyons	G	6-2	230	Georgia	73	62	1971-76
41	Rob Lytle	TE/RB	5-11	195	Michigan	87	23	1977-83
M								
52	Dan MacDonald†	LB	6-2	230	Idaho State	3	0	1987
8	Tommy Maddox	QB	6-4	205	UCLA	29	4	1992-93
82	Adrian Madise	WR	5-11	215	Texas Christian	11	0	2003-04
78	Don Maggs	G/T	6-5	290	Tulane	16	3	1993-94
98	Josh Mallard	DL	6-2	259	Georgia	8	0	2007
33	Ernest G. (Pete) Mangum	LB	6-0	219	Mississippi	14	N/A	1960
18	Peyton Manning	QB	6-5	230	Tennessee	58	57	2012-15
83	Wade Manning	WR	5-11	190	Ohio State	25	0	1981-84
66/69	Brisson Manor	DE	6-4	247	Arkansas	107	34	1977-84
33	Marquand Manuel	C	6-0	213	Florida	16	14	2008
50	Bobby Maples	C	6-3	250	Baylor	98	61	1972-78
26	Laurence Maroney	RB	5-11	220	Minnesota	4	3	2010
32	Curtis Marsh	CB	6-1	197	Utah State	0	0	2015
86	Arthur Marshall	WR	5-11	175	Georgia	32	10	1992-93
15	Brandon Marshall	WR	6-4	230	Central Florida	61	47	2006-09
54	Brandon Marshall	LB	6-1	250	Nevada	58	56	2013-17
43	Charles E. Marshall	HB	6-0	180	Oregon State	5	N/A	1962
29	Warren Marshall	S	6-0	218	James Madison	1	0	1967
47	Paul Martha	DE	6-0	187	Pittsburgh	13	12	1970
17	Glenn Martinez	WR	6-1	183	Saginaw Valley State	14	1	2007-08
83/85	Rick Massie	WR	6-1	190	Kentucky	13	4	1987-88
81	Billy Masters	TE	6-5	240	Louisiana State	66	29	1970-74
69	Evan Mathis	G	6-5	301	Alabama	16	12	2015
73	Pat Matson	G	6-1	245	Oregon	28	N/A	1966-67



No.	Name	Pos.	Hgt.	Wgt.	College	GP	GS	Years
55	Archie Matsos	LB	6-0	217	Michigan State	9	N/A	1966
76/77	Jack Mattox	T	6-4	240	Fresno State	8	N/A	1961-62
55	Marv Matuszak	LB	6-3	232	Tulsa	14	N/A	1964
8	Matt Mauck	QB	6-1	213	Louisiana State	0	0	2004
14	Andy Maurer	T	6-3	265	Oregon	13	13	1977
7	Dean Mayt	QB	6-3	220	Louisville	3	0	1987
56	Ray May	LB	6-1	230	Southern California	33	30	1973-75
51	Joe Mays	LB	5-11	245	North Dakota State	33	20	2010-12
31	Darcel McBeth	S	6-1	198	Texas Tech	20	1	2009-10
98	Ryan McBean	DL	6-5	297	Oklahoma State	46	21	2009-11
87	Ed McCaffrey	WR	6-5	215	Stanford	120	104	1995-2003
40	Brendan McCarthy	FB	6-3	220	Boston College	8	5	1968-69
34	Kyle McCarthy	S	6-1	210	Notre Dame	12	0	2010-11
10/11	John McCormick	QB	6-1	208	Massachusetts	38	N/A	1963-66, '68
55	Lerentee McCray	S	6-3	249	Florida	24	0	2014-15
20	Marlon McCree	S	5-11	204	Kentucky	8	7	2008
96	Jake McCullough	DE	6-5	270	Clemson	16	0	1989-90
67	Robert V. McCullough	G	6-2	245	Colorado	56	N/A	1962-65
33	Lawrence McCutcheon	RB	6-1	205	Colorado State	6	0	1980
54	Ed (Wahoo) McDaniel	LB	6-1	235	Oklahoma	42	N/A	1961-63
82	Orilando McDaniel	WR	6-0	180	Louisiana State	3	0	1982
68	Reggie McElroy	G/T	6-6	290	West Texas State	23	0	1995-96
64	Lewis P. (Bud) McFadin	DT	6-3	260	Texas	56	N/A	1960-63
23	Willis McGahee	RB	6-0	235	Miami	25	23	2011-12
47	John McGeeever	DB	6-1	195	Auburn	55	N/A	1962-65
85	Phil McGeehan	DE	6-3	224	Maine	2	0	2001
91	Chester McGlockton	DT	6-4	334	Clemson	32	31	2001-02
60	Connor McGovern	G/C	6-4	306	Missouri	15	5	2016-17
89	Keli McGregor	TE	6-6	250	Colorado State	2	0	1985
83	Travis McGriff	WR	5-8	185	Florida	34	0	1999-2001
16	Monte McGuire†	QB	6-4	202	Texas Tech	2	0	1987
84	Isaiah McKenzie	WR	5-8	173	Georgia	11	0	2017
99	Alvin McKinley	DT	6-3	294	Mississippi State	15	10	2007
11	Kenny McKinley	WR	6-0	183	South Carolina	8	0	2009
38	Bill McKoy	LB	6-3	235	Purdue	30	9	1970-72
26	Tim McKyer	TE	6-0	178	Texas-Arlington	16	1	1997
68	Ron McLean†	DL	6-3	270	Cal State Fullerton	3	0	1987
8	Brandon McManus	K	6-3	201	Temple	63	0	2014-17
45	James R. McMillin	DB	6-0	190	Colorado State	47	N/A	1960-62, '64-65
41	Robert McNamara	HB	6-0	190	Minnesota	14	N/A	1960-61
47	Ryan McNeil	CB	6-2	210	Miami (Fla.)	4	0	2003
75	Adam Meadows	T	6-5	290	Georgia	3	3	2006
77/97	Karl Mecklenburg	LB/DE	6-3	240	Minnesota	180	141	1983-94
61	Bob Meeks	C	6-2	279	Auburn	8	0	1992-94
64	Jon Melander	T	6-7	280	Minnesota	29	22	1993-94
63	Richard Mercier	G	6-3	299	Miami (Fla.)	0	0	1993-94
59	Mark Merrill	LB	6-4	234	Minnesota	17	0	2000
46/87	Bobby Micho	RB/TE	6-3	236	Texas	20	3	1986-87
23	Willie Middlebrooks	CB	6-1	200	Minnesota	51	2	2001-04
22	Glyn Milburn	RB	5-8	177	Stanford	48	6	1993-95
17	Hugh Millen	QB	6-5	216	Washington	8	2	1994-95
83	Anthony Miller	WR	5-11	190	Tennessee	46	45	1994-96
12	Billy Miller	WR	6-3	230	Southern California	22	0	1999-2000
12	Chris Miller	QB	6-2	204	Oregon	3	3	1999
58	Von Miller	OLB	6-3	250	Texas A&M	104	104	2011-17
52	Jeff Mills	LB	6-3	244	Nebraska	41	3	1990-93
57	Jeremy Mincey	DE	6-2	265	Florida	2	0	2013
21	Eugene Mingo	HB/K	6-2	216	No college	59	N/A	1960-64
71	Claudie Minor	T	6-4	280	San Diego State	125	123	1974-82
20	Tommy Earl Minter	HB	5-10	178	Baylor	7	N/A	1962
67	Dean Miraldi	T	6-5	266	Utah	10	0	1985
75	Rex Mirich	DE	6-4	250	Northern Arizona	34	*12	1967-69
49	Alvin Mitchell	S/WR	6-3	195	Morgan State	2	0	1970
27	Charlie Mitchell	HB	5-11	185	Washington	56	N/A	1963-67
41	Leroy Mitchell	CB	6-1	190	Texas Southern	40	0	1971-73
51	John Mobley	LB	6-1	226	Kutztown	105	102	1996-2003
79	Orson Mobley	TE	6-5	256	Salem College (W.V.)	62	33	1986-90
82	John Moffitt	G	6-4	319	Wisconsin	2	0	2013
53	Mike Mohamed	LB	6-3	245	California	3	0	2011-12
22	Alton Montgomery	S/CB	6-0	200	Houston	43	5	1990-92
78	Marv Montgomery	T	6-6	255	Southern California	57	25	1971-76
21	Randy Montgomery	CB	5-11	182	Weber State	26	10	1971-73
81/83	Scottie Montgomery	WR	6-1	195	Duke	4	0	2000-02
64	Willi Montgomery	C	6-3	304	Virginia Tech	16	8	2014
52	Mike Montier	C	6-5	254	Colorado	14	14	1977
48	Alex Moore	HB	6-1	226	Norfolk State	3	0	1968
87	Bob Moore	TE	6-3	226	Stanford	8	2	1978
23	Jason Moore	TE	5-10	191	San Diego State	6	0	1999
78	Leroy Moore	DE	6-2	240	Fort Valley State	26	N/A	1964-65
69	Mookie Moore	G	6-2	318	Troy State	0	0	2001-02
26	Rahim Moore	S	6-1	195	UCLA	57	48	2011-14
76	Randy Moore	DT	6-2	241	Arizona State	8	0	1976
12	Shawn Moore	QB	6-2	213	Virginia	3	0	1991-93
86	Emery Moorehead	WR/RB	6-2	218	Colorado	16	0	1980
27	Knwoshon Moreno	RB	5-11	220	Georgia	60	45	2009-13
11	Quincy Morgan	WR	6-1	215	Kansas State	7	0	2006
7	Craig Morton	QB	6-4	214	California	72	64	1977-82
25	Haven Moses	WR	6-2	208	San Diego State	140	127	1972-81
85	John Mosier	TE	6-3	220	Kansas	11	1	1971
94	Jarvis Moss	OLB/DE	6-7	257	Florida	34	1	2007-10
86	Bobby Moten	TE	6-4	212	Bishop College	3	0	1968
53	Deiontrez Mount	OLB	6-5	253	Louisville	7	0	2017
51	Marc Munford	LB	6-2	231	Nebraska	48	16	1987-90
57	Mark Murray	LB	6-2	240	Florida	6	0	1991
72	Pat Murray	G	6-3	310	Truman State	0	0	2008
14	Bill Musgrave	QB	6-6	215	Oregon	9	1	1995-96
85/71	Chad Mustard	TE/T	6-6	277	North Dakota	32	6	2006-08
62	Chris Myers	C/G	6-4	300	Miami (Fla.)	41	16	2005-07
96	Michael Myers	DT	6-2	300	Alabama	32	31	2005-06
70	Robert Myers Jr.	G	6-5	335	Tennessee State	0	0	2015

BRONCOS ALL-TIME ROSTER, CONT.

No.	Name	Pos.	Hgt.	Wgt.	College	GP	GS	Years
29	Wilbur Myers	S	5-11	195	Delta State	16	0	1983
39	Jesse Myles	RB	5-10	210	Louisiana State	22	0	1983-84
54	Chip Myrtle	LB	6-2	225	Maryland	81	*40	1967-72
N								
58	Rob Nairne	LB	6-4	223	Oregon State	55	21	1977-80
66	Tom Nalen	C	6-3	286	Boston College	194	188	1994-2008
29	Damien Nash	RB	5-10	220	Missouri	3	0	2006
82	Marcus Nash	WR	6-3	195	Tennessee	10	1	1998-99
84	Ricky Nattiel	WR	5-9	180	Florida	70	17	1987-92
6	Joe Nedney	K	6-4	215	San Jose State	3	0	2000
62	Dan Neil	G	6-2	285	Texas	108	104	1997-2004
52	Corey Nelson	LB	6-1	226	Oklahoma	53	5	2014-17
80	Ron Nery	E	6-6	247	Wisconsin	4	N/A	1963
76	Tom Neville	T	6-4	260	Mississippi State	16	15	1978
51	Lee (Mike) Nichols	C	6-3	225	Arkansas A&M	28	N/A	1960-61
39	Taurean Nixon	CB	5-10	187	Tulane	2	0	2015-16
43	John Nocera	LB	6-1	220	Iowa	9	N/A	1963
68	Tom Nomina	T	6-3	260	Miami (Ohio)	37	N/A	1963-65
38	Ben Norman	RB	6-1	212	Colorado State	3	0	1980
1/4	Chris Norman	P	6-2	198	South Carolina	38	0	1984-86
11	Jordan Norwood	WR	5-11	180	Penn State	25	11	2015-16
15	Philip H. Nugent	HB	6-2	195	Tulane	12	N/A	1961
O								
27	Tom Oberg	S	6-0	185	Portland State	16	13	1968-69
88	Riley Odoms	TE	6-4	230	Houston	153	134	1972-83
73	Russell Okung	T	6-5	310	Oklahoma State	16	16	2016
42	Muhammad Oliver	DB	5-11	179	Oregon	3	0	1992
58	Phil Olsen	C	6-5	265	Utah State	27	5	1975-76
69	Eric Olsen	OL	6-3	305	Notre Dame	1	0	2010
70	Seth Olsen	G	6-5	308	Iowa	3	0	2009
7	Harold Olson	T	6-2	255	Clemson	28	N/A	1963-64
0	John Olszewski	FB	5-11	200	California	12	N/A	1962
66	Jim O'Malley	LB	6-1	229	Notre Dame	40	5	1973-75
24	Deltha O'Neal	CB	5-10	196	California	61	36	2000-03
8	Kyle Orton	DE	6-4	225	Purdue	34	33	2006-11
91	Willie Oshodin	DE	6-4	265	Villanova	30	5	1993-95
6/17	Brock Osweiler	QB	6-7	240	Arizona State	27	11	2012-15, '17
P								
70	Vinston Painter	T	6-6	309	Virginia Tech	0	0	2013
95	Anton Palepoi	DE	6-3	283	Nevada-Las Vegas	11	0	2004
13	Nathan Palmer	WR	5-11	198	Northern Illinois	0	0	2014
23	Chris Pano	DB	5-11	184	Chico State	36	1	1975-79
61	Matt Paradis	C	6-3	300	Boise State	48	48	2015-17
56	Don Parish	LB	6-1	220	Stanford	1	1	1972
60	Ernie Park	G	6-3	253	McMurray College	14	N/A	1967
34	Will Parks	S	6-1	194	Arizona	32	5	2016-17
60	Charlie Parker	G	6-1	245	Southern Mississippi	14	N/A	1965
1	Daren Parker	P	6-0	185	South Carolina	3	0	1992
74	Scott Parrish	T	6-6	265	Utah State	0	0	1976
24	Rick Parros	RB	5-11	200	Utah State	46	32	1980-84
12	Al Pastrana	QB	6-1	190	Maryland	7	3	1969-70
28	Tito Paul	C	6-0	195	Ohio State	16	0	1998
2	Sam Paulescu	P	6-0	189	Oregon State	1	0	2007
66	Lonnie Paxton	LS	6-2	281	Sacramento State	48	0	2008-11
41	Karl Payman	CB	6-0	195	Washington State	60	5	2005-08
88	Russell Payne†	TE	6-1	240	Appalachian State	1	0	1987
64	Erik Pears	T	6-8	305	Colorado State	32	16	2006-08
71	Jack Peavey†	OL	6-2	260	Troy State	3	1	1987
94	Domata Peko Sr.	NT	6-3	325	Michigan State	14	14	2017
90	Kyle Peko	NT	6-1	305	Oregon State	7	0	2016-17
12	Craig Penrose	QB	6-3	211	San Diego State	18	4	1976-79
71	James W. Perkins	T	6-2	250	Colorado	42	N/A	1962-64
33/35	Lonnie Perrin	RB	6-1	222	Illinois	44	5	1976-78
60	Gerald Perry	G/T	6-6	300	Southern	40	29	1988-90
95	Michael Dean Perry	DT	6-1	285	Clemson	38	37	1985-87
33	Robert Perryman	FB	6-1	239	Michigan	19	8	1991-92
77	Anton Peters	T	6-4	245	Florida	10	N/A	1963
90/97	Kenny Peterson	DL	6-3	295	Ohio State	42	15	2006-09
86	John Phillips	TE	6-5	251	Virginia	8	3	2016
90	Shaun Phillips	DE	6-3	255	Purdue	16	12	2013
26	Lyle Pickenst	DB	5-10	175	Colorado	1	0	1987
58	Terry Pierce	LB	6-1	251	Kansas State	18	0	2003-04
74	Evan Pilgrim	OL	6-4	304	Brigham Young	0	0	1999
38	Andrew Pinnock	FB	5-10	250	South Carolina	0	0	2008
95	Kavika Pittman	DE	6-6	273	McNeese State	45	44	2000-02
28	Michael Pittman	RB	6-0	225	Fresno State	8	3	2008
48	John Pitts	S	6-4	218	Arizona State	22	4	1973-75
82	Dave Pivec	T	6-2	290	Notre Dame	14	5	1969
36	Bruce Plummer	DB	6-0	197	Mississippi State	26	0	1987-88, '90
18	Jake Plummer	QB	6-2	212	Arizona State	59	54	2003-06
22	Bobby Ply	DB	6-1	190	Baylor	1	N/A	1967
21	Randy Polt	DB	6-3	190	Stanford	29	2	1975-77
76	Tyler Polumbus	T	6-8	300	Colorado	42	8	2008-09, '15
2	Christian Ponder	QB	6-2	230	Florida State	0	0	2015
47	David Pool	DB	5-9	182	Carson-Newman	0	0	1993
81	Keith Poole	WR	6-0	188	Arizona State	6	3	2001
34	Nathan Poole	RB	5-9	210	Louisville	30	13	1982-83, '85, '87
37	Tyrone Poole	CB	5-8	188	Fort Valley State	16	4	2002
75	Monsanto Pope	DT	6-3	300	Virginia	48	21	2002-05
31	P. J. Pope	S	5-9	205	Bowling Green State	5	1	2008
31	Kerry Porter	RB	6-1	215	Washington State	13	3	1990

No.	Name	Pos.	Hgt.	Wgt.	College	GP	GS	Years
22	Tracy Porter	CB	5-11	186	Indiana	6	4	2012
26	Clinton Portis	RB	5-11	205	Miami (Fla.)	29	25	2002-03
23	Dickie Post	RB	5-9	190	Houston	6	1	1971
31	Darryl Pounds	DE	5-10	185	Nicholls State	9	0	2000
5	Warren Powers	CB	6-5	287	Maryland	44	28	1989-91
5	Matt Prater	K	5-10	195	Central Florida	92	0	2007-13
27	Shaun Prater	CB	5-10	190	Iowa	0	0	2015
88	Eugene Prebola	E	6-3	225	Boston University	42	N/A	1961-63
23	Steve Preece	S	6-1	195	Oregon State	13	9	1972
46	Dave Preston	HB	5-10	185	Bowling Green	76	37	1978-83
11	Luke Prestridge	P	6-4	235	Baylor	73	0	1979-83
56	James Price	LB	6-2	225	Auburn	6	N/A	1964
25	Errol Prisby	DB	5-10	184	Cincinnati	5	N/A	1967
81	Mike Pritchard	WR	5-10	188	Colorado	18	13	1994-95
93	Trevor Pryce	DL	6-5	286	Clemson	121	114	1997-2005
88/87	Jeb Putzier	TE	6-4	251	Boise State	41	10	2002-05, 08
83	John J. Pyeatt	HB	6-3	204	No college	17	N/A	1960-61
Q								
26	Frank Quayle	RB	5-10	195	Virginia	11	2	1969
9	Brady Quinn	QB	6-3	235	Notre Dame	0	0	2010-11
81	Richard Quinn	TE	6-4	255	North Carolina	29	4	2009-10
R								
78	Bruce Radford	DE	6-5	257	Grambling	16	0	1979
65/66	Manny Ramirez	G/C	6-3	320	Texas Tech	49	43	2011-14
11	Patrick Ramsey	QB	6-2	225	Tulane	3	0	2007-08
10	Steve Ramsey	QB	6-2	210	North Texas State	53	31	1971-76
56	Shane Ray	OLB	6-3	245	Missouri	38	15	2015-17
19	Kalif Raymond	WR	5-9	160	Holy Cross	4	0	2016
99	Montae Reagor	DE	6-1	285	Texas Tech	45	1	1999-2002
76	Leo T. Reed	T	6-4	240	Colorado State	4	N/A	1961
32	Tony Reed	RB	5-11	197	Colorado	15	0	1981
43	Izell Reese	S	6-2	190	Alabama-Birmingham	15	15	2002
41	Johnathan Reese	RB	6-1	220	Columbia	0	0	2004
95	Darrell Reid	OLB/DE	6-2	270	Minnesota	16	0	2009
74	Dan Remsburg	T	6-6	275	Abilene Christian	21	1	1986-87
97	Simeon Rice	DE	6-5	268	Illinois	6	1	2007
40	Randy Rich	DB	5-10	178	New Mexico	0	0	1977
43	Bob Richardson	DB	6-1	180	UCLA	9	N/A	1966
99	David Richie	DT	6-4	280	Washington	2	0	1997
58	Frank Richter	LB	5-3	235	Georgia	34	*11	1967-69
26	Larry Riley	DB	5-10	192	Salem College (N.C.)	5	0	1977
38	Marcus Rios	CB	5-11	185	UCLA	5	0	2017
38	Reggie Rivers	RB	6-1	215	Southwest Texas State	96	5	1991-96
59	Joe Rizzo	LB	6-1	220	U.S. Merchant Marine Academy	81	62	1974-80
48	Randy Robbins	DB	6-2	189	Arizona	116	26	1984-91
57	Adrian Robinson	LB	6-1	250	Temple	6	0	2013
63	Dewayne Robertson	DT	6-1	308	Kentucky	15	15	2008
36	Frank Robinson	CB	5-11	175	Boise State	28	2	1992-93
94	Jeff Robinson	DE	6-4	270	Idaho	64	0	1993-96
95	Jeroy Robinson	LB	6-1	241	Texas A&M	3	0	1990
54	Lee Robinson	DB	6-2	266	Alcorn State	3	0	2010
17	Matt Robinson	QB	6-2	196	Georgia	14	7	1980
29	Bradley Roby	CB	5-11	194	Ohio State	64	14	2014-17
77	Alden Roche	DE	6-4	255	Southern	14	0	1970
45	Dominique Rodgers-Cromartie	CB	6-2	193	Tennessee State	15	13	2013
4	Ruben Rodriguez	P	6-2	210	Arizona	5	0	1992
68	William E. Roehneit	LB	6-1	227	Bradley	18	N/A	1961-62
43	Roderick Rogers	S	6-2	187	Wisconsin	5	1	2007-08
73	Stan Rogers	T	6-4	256	Maryland	14	2	1975
35	David S. Rolle	FB	6-0	215	Oklahoma	14	N/A	1960-61
53	Bill Romanowski	LB	6-2	245	Boston College	96	96	1996-2001
42	Al Romine	DE	6-2	191	Florence State	14	N/A	1960
81	Dante Rosario	TE	6-4	250	Oregon	14	3	2011
81	Barry Rose	WR	6-0	185	Wisconsin-Stevens Point	3	0	1993
30	Oliver Ross	RB	6-0	210	Alabama A&M	25	0	1973-75
11	Tobin Rote	QB	6-2	211	Rice	3	N/A	1966
16	Tom Rouen	P	6-3	225	Colorado	152	0	1993-2002
33	Justin D. Rowland	HB	6-2	188	Texas Christian	10	N/A	1962
46	John Rowser	DB	6-1	190	Michigan	38	37	1974-76
19	Eddie Royal	WR	5-10	180	Virginia Tech	57	45	2008-11
78	Ahtyba Rubin	NT	6-2	310	Iowa State	2	0	2017
11	T.J. Rubley	DE	6-3	212	Tulsa	0	0	1986
42	Martin Rudolph†	CB	5-10	183	Arizona	3	1	1987
57	Mike Ruether	DE	6-4	279	Texas	17	0	1988-89
58	Steve Russ	LB	6-4	245	Air Force	24	0	1997-2000
10	Clifford Russell	WR	5-11	195	Utah	2	0	2008
39	Darryl Russell†	DB	6-0	190	Appalachian State	3	0	1987
85	Derek Russell	WR	6-0	195	Arkansas	50	36	1991-94
42	Leonard Russell	RB	6-2	235	Arizona State	14	13	1994
53	Johnny Rutledge	LB	6-3	239	Florida	6	0	2003
50	Jim Ryan	LB	6-1	225	William & Mary	150	91	1979-88
80	Tom Rychlec	E	6-3	220	American International	3	N/A	1963
S								
26	George Saimes	S	5-11	186	Michigan State	30	19	1970-72
74	Ephraim Salaam	T	6-7	295	San Diego State	30	30	2002-03
74	Harvey Salem	T	6-6	283	California	10	0	1991
74	Ty Sambrailo	T	6-5	315	Colorado State	13	7	2015-16
84	Clint Sampson	WR	5-11	183	San Diego State	59	10	1983-86
10	Emmanuel Sanders	WR	5-11	180	Southern Methodist	59	58	2014-17
55	Glenel Sanders	LB	6-1	228	Louisiana Tech	1	0	1994
37	Cecil Sapp	P	5-11	229	Colorado State	49	9	2003-07
10	Todd Sauerbrun	RB	5-10	215	West Virginia	30	0	2005-07
83	John Sawyer	TE	6-2	240	Southern Mississippi	17	11	1983-84
54	Ron Sbranti	LB	6-2	230	Utah State	14	N/A	1966
82	Bob Scarpitto	WR/P	5-11	192	Notre Dame	81	N/A	1962-67
67	Carl Schaukowitz	G	6-3	235	Penn State	11	2	1975
88	Tony Scheffler	TE	6-5	255	Western Michigan	57	28	2006-09

BRONCOS ALL-TIME ROSTER, CONT.

No.	Name	Pos.	Hgt.	Wgt.	College	GP	GS	Years
67	Steve Schindler	G	6-3	256	Boston College	28	4	1977-78
69	Mark Schlereth	G	6-3	282	Idaho	81	81	1995-2000
64	Mike Schnitker	G	6-3	245	Colorado	74	26	1969-74
79	Michael Schofield	T/G	6-6	301	Michigan	29	29	2014-16
74	Bill Schultz	T	6-5	305	Southern California	2	0	1995
84/86	John Schultz	WR	5-10	182	Maryland	32	0	1976-78
66	Carlos Scott	C	6-2	305	Texas-El Paso	0	0	1987
45	Lew Scott	T	5-11	170	Oregon State	13	N/A	1966
76	Kirk Scraftford	DB	6-6	270	Montana	32	7	1993-94
35	James H. Sears	HB	5-11	183	Southern California	2	N/A	1960-61
21	Goldie Sellers	DB	6-2	198	Grambling	27	N/A	1966-67
45	Jeff Severson	DB	6-1	183	Long Beach State	14	3	1975
30	Steve Sewell	RB/WR	6-3	210	Oklahoma	94	15	1985-92
65	Don Shackelford	G	6-4	255	Pacific	8	N/A	1964
15	Hunter Sharp	WR	5-11	198	Utah State	1	0	2017
75	Rick Sharp	T	6-3	265	Washington	12	0	1972
81/84	Shannon Sharpe	TE	6-2	228	Savannah State	172	139	1990-99
17	George H. Shaw	QB	6-1	183	Oregon	13	N/A	1962
95	Josh Shaw	DT	6-3	305	Michigan State	5	0	2008
45	Richard Shelton	CB	5-10	180	Liberty	4	0	1989
86	Edell Shepherd	WR	6-1	175	San Jose State	0	0	2008
84	Rod Sherman	WR	6-0	190	Southern California	14	13	1972
88	Mike Sherrard	WR	6-1	185	UCLA	15	0	1996
75	Roger Shoals	T	6-4	260	Maryland	14	14	1971
40/28	Jeff Shoate	CB	5-10	180	San Diego State	14	0	2004-05
63	Laval Short	DT	6-3	250	Colorado	15	0	1980
13	Trevor Siemian	QB	6-2	220	Northwestern	26	24	2015-17
98	Sealver Siliiga	DT	6-2	325	Utah	1	0	2012
80	Jerry Simmons	WR	6-0	190	Bethune-Cookman	51	35	1971-74
31	Justin Simmons	S	6-2	202	Boston College	26	16	2016-17
51	Leon Simmons	LB	6-0	225	Grambling	2	N/A	1963
2	Chris Simms	QB	6-4	230	Texas	3	1	2009
51	Mike Simone	LB	6-0	210	Stanford	42	3	1972-74
67	Jackie Simpson	LB	6-0	225	Mississippi	6	N/A	1961
45	John Sklopan	HB	5-10	200	Southern Mississippi	3	N/A	1963
7/14	Milton (Mickey) Slaughter	QB	6-2	204	Louisiana Tech	40	N/A	1963-66
39	Tom Smiley	RB	6-1	235	Lamar Tech	14	9	1969
56	Aaron Smith	LB	5-2	223	Utah State	10	0	1984
33	Alphonso Smith	LB	5-9	190	Wake Forest	15	0	2009
90	Antonio Smith	DE	6-3	290	Oklahoma State	16	0	2015
55	Art Smith	LB	6-1	222	Hawaii	2	0	1980
26	Ben Smith	CB	6-3	208	Georgia	14	14	1994
20	Daniel Eugene Smith	HB	5-10	180	Northeast Oklahoma	4	N/A	1961
49	Dennis Smith	S	6-3	200	Southern California	184	170	1981-94
42	Detron Smith	FB	5-10	230	Texas A&M	91	2	1996-2001
14	Don Smith	G	6-4	240	Florida A&M	2	N/A	1967
75	Ed Smith	DE	6-5	241	Colorado College	16	3	1973-75
72	Elliott Smith	CB	6-2	192	Alcorn A&M	9	0	1990
N/A	Harold Smith	T	6-5	250	UCLA	3	N/A	1960
N/A	Hugh B. Smith	E	6-4	217	Kansas	0	0	1962
47	James Smith	S	6-3	190	Utah State	2	1	1969
97	Le Kevin Smith	DL	6-3	308	Nebraska	14	2	2009-10
57	Matt Smith†	LB	6-2	234	West Virginia	3	0	1987
65	Monte Smith	G	6-5	270	North Dakota	14	0	1989
90	Neil Smith	DE	6-4	270	Nebraska	43	35	1997-99
26	Paul Smith	RB	5-11	242	Texas-El Paso	14	0	2007
93	Paul Smith	DT/DE	6-3	256	New Mexico	133	72	1966-78
49	Perry Smith	DE	6-1	195	Colorado State	26	5	1980-81
95	Quanterus Smith	DB	6-5	255	Western Kentucky	10	0	2014
80	Rod Smith	WR	6-0	200	Missouri Southern	183	158	1995-2007
32	Sammie Smith	RB	6-2	226	Florida State	3	1	1992
64	Shelley Smith	G	6-4	310	Colorado State	0	0	2015
71	Willie Smith	G	6-3	255	Michigan	14	N/A	1960
72	Isaac Snell	G	6-6	288	North Dakota State	0	0	2007
84	Matt Snorton	TE	6-5	250	Michigan State	5	N/A	1964
45	Kevin Snyder	ILB	6-2	245	Rutgers	2	0	2017
70	Brian Sochia	NT/DE	6-3	270	Northwestern Oklahoma St.	26	16	1991-92
39	Roland Solomon	CB	6-2	193	Utah	4	0	1981
51	Henry Sorrell	CB	6-1	215	Chattanooga	10	N/A	1967
33	Jimmy Spencer	RB	5-9	188	Florida	53	8	2000-03
59	Donnie Spragan	LB	6-3	239	Stanford	48	22	2002-04
78	Rich Stachowski	DE/NT	6-4	245	California	14	0	1983
62	Jerry N. Stalcup	LB	6-1	240	Wisconsin	22	N/A	1961-62
85	Tim Stallworth	WR	5-10	185	Washington State	1	0	1990
14	Scott Stankavage	QB	6-1	194	North Carolina	1	0	1984
44	Bruce Starling	HB	6-1	186	Florida	0	0	1963
17	Larry Steele	P	5-10	182	Santa Rosa	1	0	1963
49	Fred Steinfort	K	5-11	180	Boston College	33	0	1979-81
71	Donald Stephenson	T	6-6	312	Oklahoma	20	16	2014-17
26	Darian Stewart	S	5-11	214	South Carolina	47	44	2015-17
27	Jeremy Stewart	RB	5-11	215	Stanford	6	0	2014
36	James E. Stinnette	FB/LB	6-1	230	Oregon State	24	N/A	1961-62
21	Jesse Stokes	DB	6-0	190	Corpus Christi	2	0	1968
14	Brandon Stokley	WR	6-0	192	Southwestern Louisiana	59	22	2007-09
34	Donnie Stone	FB	6-1	205	Arkansas	48	N/A	1961-64
82	Otto Stowe	WR	6-2	188	Iowa State	8	0	1974
22	Bob Stransky	HB	6-1	180	Colorado	14	N/A	1960
63	David Strickland	T/G	6-0	220	Memphis State	14	N/A	1960
41	Deon Strother	WR	5-11	213	Southern California	2	0	1994
63	Tim Stuber	G	6-5	315	Colorado State	0	0	2004
70	Dave Studdard	T	6-4	260	Texas	145	133	1979-88
72	Jerry G. Sturm	C/T/G	6-3	260	Illinois	84	N/A	1961-66
60	Nick Subis	G/C	6-4	278	San Diego State	16	0	1991
50	John Sullins	LB	6-1	225	Alabama	6	0	1992
85	Don Summers	TE	6-4	230	Boise State	18	1	1984-85

No.	Name	Pos.	Hgt.	Wgt.	College	GP	GS	Years
46	Jim Summers	DB	5-10	180	Michigan State	11	N/A	1967
35	Jason Suttle	CB	5-10	182	Wisconsin	10	0	1999-2000
25	Charles Swann	WR/DB	6-1	188	Indiana State	13	0	1994
80	Shane Swanson†	WR	5-9	200	Nebraska	3	2	1987
74	Harry Swayne	T	6-5	290	Rutgers	23	16	1997-98
49	Neal Sweeney	FL	6-2	170	Tulsa	10	N/A	1967
51	Bob Swenson	LB	6-3	225	California	96	77	1975-83
23	Eugene Sykes	DB	6-1	201	Louisiana State	4	N/A	1967
57	Jashon Sykes	LB	6-2	236	Colorado	19	8	2003-04
40	Austin Sylvester	FB	6-1	248	Washington	0	0	2011
94	Jim Szymanski	DE	6-5	268	Michigan State	7	6	1990-91
T								
21	Aqib Talib	CB	6-1	205	Kansas	58	58	2014-17
64	Ralph Tamm	G/C	6-4	280	West Chester	22	1	1995-96
84	Jacob Tamm	TE	6-3	230	Kentucky	47	9	2012-14
90	Maa Tanuvasa	DE/DT	6-2	270	Hawaii	80	54	1995-2000
65	George Tarasovic	DE	6-4	245	Louisiana State	6	N/A	1967
41	Jerry L. Tarr	E	6-0	190	Oregon	14	N/A	1962
95	Alphonso Taylor	DT	6-3	350	Temple	3	0	1993
72	Herb Taylor	T	6-3	295	Texas Christian	0	0	2009
87	Jordan Taylor	WR	6-5	210	Rice	26	2	2016-17
81	Kitrick Taylor	WR	5-11	194	Washington State	2	0	1993
87	Lionel T. Taylor	E	6-2	215	New Mexico Highlands	96	N/A	1960-66
70	Trey Teague	T	6-5	292	Tennessee	34	20	1998-2001
15	Tim Tebow	QB	6-3	245	Florida	23	14	2010-11
13	Steve Tensi	QB	6-5	215	Florida State	27	22	1967-70
13	David Terrell	WR	6-3	212	Michigan	1	0	2005
84	Jim Thibert	LB	6-3	230	Toledo	13	N/A	1965
32	Calvin Thomas	RB	5-11	239	Illinois	2	0	1988
88	Demaryius Thomas	WR	6-3	229	Georgia Tech	117	103	2010-17
35	Dymonte Thomas	S	6-2	199	Michigan	3	0	2017
48	Earlie Thomas	DB	6-1	190	Colorado State	10	6	1975
26	Eric Thomas	CB	5-11	184	Tulane	14	0	1995
80	Julius Thomas	TE	6-5	250	Portland State	36	25	2011-14
26	J.T. Thomas	S	6-2	196	Florida State	9	1	1982
79	Marcus Thomas	DL	6-3	316	Florida	76	34	2007-11
82	Zach Thomas	WR/PR	6-0	182	South Carolina State	28	0	1983-84
53	Anthony Thompson	LB	6-1	227	East Carolina	11	0	1990
61	Arland Thompson	G	6-4	265	Baylor	2	0	1980
36	Bill Thompson	DB	6-1	201	Maryland State	179	178	1969-81
76	Broderick Thompson	T	6-5	295	Kansas	32	32	1995-96
77	Jim Thompson	DT	6-3	255	Southern Illinois	4	N/A	1965
4	Juwan Thompson	RB	5-11	225	Duke	38	2	2014-16
4	Robert Thompson†	WR	5-9	168	Youngstown State	2	0	1987
22	Syd'Quan Thompson	CB	5-9	191	California	13	0	2010-11
87	Cedric Tillyan	WR	6-3	204	Alcorn State	39	8	1992-94
51	Dave Tobey	LB	6-3	231	Oregon	7	0	1968
42	Ryan Torain	RB	6-1	225	Arizona State	2	1	2008
61	Andre Townsend	DE/NT	6-3	265	Mississippi	103	54	1984-90
86	Austin Traylor	TE	6-3	255	Wisconsin	7	3	2017
54/94	Keith Traylor	LB/DT	6-2	304	Central State (Okla.)	94	66	1991-92, 97-2000
20	Jerry Traynham	HB	5-10	190	Southern California	2	N/A	1961
9	David Treadwell	K	6-1	180	Clemson	64	0	1989-92
59	Danny Trevathan	LB	6-1	240	Kentucky	50	32	2012-15
37	Steve Trimble	DB	5-10	181	Maryland	14	*1	1981-83
18	Frank Tripucka	QB	6-2	192	Notre Dame	44	42	1960-63
91	Jeff Tupper	DL	6-5	269	Oklahoma	4	3	1987
55	Godwin Turk	LB	6-3	230	Southern	42	5	1976-78
77	Billy Turner	G	6-5	310	North Dakota State	4	0	2016-17
35	Clem Turner	RB	6-2	236	Cincinnati	37	0	1970-72
15	Jim Turner	K	6-2	205	Utah State	130	0	1971-79
21	Scott Turner	CB	5-10	190	Illinois	2	0	2003
71	Melvin Tuten	T	6-6	305	Syracuse	2	0	1999-2000
23	Maurice Tyler	S	6-0	188	Morgan State	28	2	1973-74
72	Richard Tyson	G	6-2	245	Tulsa	7	N/A	1967
U								
67	Keith Uecker	T	6-5	278	Auburn	2	2	1982-83
50	Artie Ulmer	LB	6-3	247	Valdosta State	0	0	1999
31	Marviel Underwood	S	5-10	200	San Diego State	0	0	2007
50	Olen Underrod	DE	6-1	220	Texas	14	4	1971
96	Mitch Unrein	DT	6-4	306	Wyoming	54	3	2011-14
80	Rick Upchurch	WR	5-10	175	Minnesota	119	59	1975-83
V								
60	Steve Vallos	C	6-3	310	Wake Forest	15	0	2013
42	Bill Van Heusen	WR/P	6-1	200	Maryland	109	38	1968-76
11	Bradlee Van Pelt	QB	6-2	220	Colorado State	3	0	2005
65	Louis Vasquez	G	6-5	335	Texas Tech	48	47	2013-15
61	Bob Vaughn	G	6-4	240	Mississippi	1	0	1968
41	Cassius Vaughn	CB	5-11	195	Mississippi	22	3	2010-11
97	Demetrian Veal	DT	6-2	288	Tennessee	31	1	2004-06
90	David Veikune	LB	6-2	257	Hawaii	4	0	2010
32	Tony Veland	S	6-0	209	Nebraska	12	0	1997
86	Chris Verhulst	TE	6-3	249	Chico State	8	1	1990
99	Kevin Vickerson	DT	6-5	328	Michigan State	47	41	2010-13
65	Lloyd Voss	T	6-4	256	Nebraska	13	7	1972
W								
37	Bob Wade	CB	6-2	200	Morgan State	3	2	1970
30	Clarence Walker	HB	6-1	205	Southern Illinois	1	N/A	1963
57	DeMarcus Walker	DE	6-4	280	Florida State	10	0	2017
27/25	Denard Walker	CB	6-1	190	Louisiana State	32	31	2001-02
84	Javon Walker	WR	6-3	209	Florida State	24	21	2006-07
96	Kenny Walker	DE	6-3	260	Nebraska	31	16	1991-92
96	Vance Walker	DE	6-2	305	Georgia Tech	15	4	2015-16

BRONCOS ALL-TIME ROSTER, CONT.

No.	Name	Pos.	Hgt.	Wgt.	College	GP	GS	Years
59	Brett Wallerstedt	LB	6-1	240	Arizona State	0	0	1994
35	Lenny Walls	CB	6-4	192	Boston College	43	20	2002-05
50	J.D. Walton	S	6-3	305	Baylor	36	36	2010-12
43	T.J. Ward	S	5-10	200	Oregon	41	41	2014-16
94	DeMarcus Ware	DE/OLB	6-4	258	Troy	37	33	2014-16
61	Gerard Warren	DT	6-4	325	Florida	31	31	2005-06
94	Ty Warren	DT	6-5	300	Texas A&M	1	1	2011-12
56	Dave Washington	LB	6-5	223	Alcorn A&M	27	21	1970-71
81/83	Dave Washington	TE	6-4	228	Southern California	2	1	1968
84	Gene Washington	WR	6-3	208	Michigan State	14	0	1973
97	Keith Washington	DE	6-4	275	Nevada-Las Vegas	26	16	2001-02
48	Lionel Washington	CB	6-0	185	Tulane	30	28	1995-96
95	Marvin Washington	DE	6-6	275	Idaho	16	0	1998
98	Ted Washington	NT	6-4	316	Louisville	15	15	1994
21	Chris Watson	CB	6-1	192	Eastern Illinois	14	1	1999
57	Dekoda Watson	OLB	6-2	245	Florida State	16	0	2016
75	Menelik Watson	T	6-5	315	Florida State	7	7	2017
81	Steve Watson	WR	6-4	195	Temple	126	87	1979-87
17	Darius Watts	WR	6-2	188	Marshall	22	2	2004-05
54	Nate Wayne	LB	6-0	230	Mississippi	16	0	1998-99
36	Kayvon Webster	CB	5-11	198	South Florida	54	2	2013-16
58	Nate Webster	LB	6-0	232	Miami (Fla.)	32	28	2006-08
77	Darrion Weems	T	6-5	310	Oregon	6	0	2016
14	Norris Weese	QB	6-1	195	Mississippi	57	1	1976-79
40	Ted Wegert	FB	5-11	202	No college	4	N/A	1960
13	Jack Weil	P	5-11	175	Wyoming	6	0	1986
83	Wes Welker	WR	5-9	185	Texas Tech	27	21	2013-14
29	Bill West	CB	5-10	185	Tennessee State	8	0	1972
40/42	Charlie West	DB	6-1	197	Texas-El Paso	32	6	1978-79
20	Willie West	DB	5-10	190	Oregon	7	N/A	1964
89	Max Wettstein	E	6-3	225	Florida State	2	N/A	1966
83	Jim Whalen	TE	6-2	210	Boston College	17	15	1970-71
59	Taylor Whitely	G	6-4	315	Texas A&M	2	0	2005
89	Andre White	TE	6-3	225	Florida A&M	14	N/A	1967
78	Jim White	DE	6-4	256	Colorado State	7	1	1976
79	Dave Widell	C/G	6-7	303	Boston College	79	39	1990-94
62	Doug Wiedell	G	6-4	289	Boston College	64	58	1989-92
69	Casey Wiegmann	C	6-2	285	Iowa	32	32	2008-09
29	Jonathan Wilhite	CB	5-11	185	Auburn	15	2	2011
68	Elijah Wilkinson	T	6-6	329	Massachusetts	10	0	2017
47	Gerald Willhite	RB	5-10	200	San Jose State	78	21	1982-88
91	Alfred Williams	DE	6-6	265	Colorado	49	38	1996-99
52/55	D.J. Williams	LB	6-1	242	Miami (Fla.)	127	115	2004-12
90	Dan Williams	DE	6-4	290	Toledo	45	40	1993-96
27	Darrent Williams	CB	5-8	188	Oklahoma State	27	23	2005-06
N/A	Harold Williams	HB	N/A	N/A	Miami (Ohio)	N/A	N/A	1961
26	Jack Williams	CB	5-9	185	Kent State	21	0	2008-09
76	Jamal Williams	NT	6-3	348	Oklahoma State	16	16	2010
20	Roosevelt Williams	CB	5-11	200	Tuskegee	0	0	2003
92	Sylvester Williams	NT	6-2	313	North Carolina	60	48	2013-16
29	Wandy Williams	WR	6-1	189	Hofstra	12	2	1969-70
12	Matthew Willis	RB	6-0	190	UCLA	38	1	2009-12
85	Jeff Wilner	TE	6-5	250	Wesleyan (Conn.)	0	0	1995
56	Al Wilson	LB	6-0	240	Tennessee	125	119	1999-2006
48	Nemiah Wilson	DB	6-0	165	Grambling	42	N/A	1965-67
88	Sir Mawn Wilson	WR	6-2	213	Syracuse	0	0	1997
45	Steve Wilson	CB	5-10	195	Howard	92	33	1982-88
91	Troy Wilson	DE	6-4	257	Pittsburg State	3	0	1995
51	Jamie Winborn	LB	5-11	242	Vanderbilt	30	13	2007-08
23	Sammy Winder	RB	5-11	203	Southern Mississippi	127	83	1982-90
72	Brandon Winey	T	6-6	310	Louisiana State	0	0	2001
97	Billy Winn	DE	6-4	300	Boise State	16	2	2016-17
55	Bryant Winn†	LB	6-4	231	Houston	3	3	1987
95	Derek Wolfe	DE	6-5	285	Cincinnati	80	80	2012-17
16	Dick Wood	QB	6-5	205	Auburn	1	N/A	1962
54	Lee Woodall	LB	6-1	230	West Chester	1	0	2001
99	Ken Woodard	DE	6-1	218	Tuskegee Institute	73	13	1982-86
59	Ray Woodard†	LB	6-6	290	Texas	3	3	1987
85	Chris Woods	WR	5-11	190	Auburn	3	0	1989
59/52	Wesley Woodyard	LB	6-0	233	Kentucky	87	40	2008-13
58	Jack Work	DB	6-0	200	Denver	0	0	1960
87	James Wright	TE	6-3	240	Texas Christian	64	31	1980-85
35	Jim Wright	HB	5-11	190	Memphis State	10	N/A	1964
42	Lonnie Wright	DB	6-2	205	Colorado State	26	N/A	1966-67
20	Louis Wright	CB	6-2	200	San Jose State	166	163	1975-86
57/92	Dave Wyman	LB	6-2	241	Stanford	31	27	1993-95
Y								
76	William G. Yelverton	E	6-4	220	Mississippi	10	N/A	1960
32	Chris Young	S	6-0	210	Georgia Tech	21	0	2003-05
65	Joseph A. Young	E	6-3	245	Arizona	20	N/A	1960-61
83	Michael Young	WR	6-1	187	UCLA	51	14	1989-92
60	Robert Young	G	6-1	270	Howard Payne	58	*33	1966-70
35	Selvin Young	RB	5-11	207	Texas	23	13	2007-08
Z								
46	Bob Zeman	DB	6-1	200	Wisconsin	28	N/A	1962-63
65	Gary Zimmerman	T	6-6	294	Oregon	76	76	1993-97

BRONCOS ALL-TIME ROSTER BREAKDOWN

NUMBER OF PLAYERS PER SCHOOL

- 32 — Colorado
 31 — Florida
 25 — Texas
 24 — Georgia, Louisiana State
 23 — Colorado State, Oregon, Wisconsin
 22 — Maryland
 21 — Florida State, Southern California, Stanford
 19 — Nebraska, UCLA, Washington
 17 — Notre Dame
 16 — Miami (Fla.), Michigan State
 15 — Arizona, Boston College, California, Michigan, San Diego State, Texas A&M
 14 — Arizona State, Utah State
 13 — Baylor, Houston, Minnesota, Mississippi, Oklahoma, Tennessee, Utah
 12 — Ohio State, Tulane
 11 — Iowa, North Carolina
 10 — Arkansas, Clemson, Georgia Tech, South Carolina
 9 — Auburn, Illinois, Kansas, Penn State, Purdue, Texas Tech, Virginia Tech
 8 — Alabama, Duke, Florida A&M, Memphis/Memphis State, Mississippi State, Nevada-Las Vegas, Oklahoma State, Oregon State, San Jose State, Southern Mississippi, Syracuse
 7 — Brigham Young, Fresno State, Hawaii, Idaho, Kentucky, Louisville, Pittsburgh, Tulsa, Wake Forest, Washington State, Wyoming
 6 — Alcorn State/Alcorn A&M, Boise State, Cincinnati, Grambling State/Grambling, Kansas State, Missouri, North Dakota State, Temple, Toledo, Virginia
 5 — Central Florida, North Carolina State, Southern, Texas Christian, Tennessee State, Texas-El Paso
 4 — Bowling Green/Bowling Green State, Louisiana Tech, Miami (Ohio), North Dakota, Northern Arizona, Rutgers, West Virginia, Wichita State
 3 — Appalachian State, Bethune-Cookman, Hofstra, Indiana, Iowa State, McNeese State, Morgan State, New Mexico, New Mexico State, Northwestern, Pacific, Rice, Richmond, South Carolina State, Texas Southern, Troy/Troy State, Western Illinois, William & Mary
 2 — Abilene Christian, Air Force Academy, Alabama-Birmingham, Boston University, Bradley, C.W. Post, Cal State-Fullerton, Cal State-Northridge, Chico State, Columbia, Delaware, Eastern Michigan, Emporia State/Emporia College, Fort Valley State, Holy Cross, Howard, Howard Payne, Illinois State, Jacksonville State, Liberty, Long Beach State, Louisiana at Lafayette/Southwestern Louisiana, Maine, Marshall, Missouri Southern, Montana, Montana State, Nevada, New Hampshire, North Carolina Central, North Texas/North Texas State, Northern Colorado, Northern Illinois, Pittsburgh State, Portland State, Sacramento State, South Florida, Southern Illinois, Southern Methodist, Southwest Texas State, Texas A&I, Texas-Arlington, Tuskegee/Tuskegee Institute, Vanderbilt, Villanova, Weber State, West Chester, West Texas State, Western Kentucky, Youngstown State
 1 — Adams State, Akron, Alabama A&M, Allen, American International, Angelo State, Arkansas A&M, Arkansas AM&N, Arkansas State, Ball State, Bishop College, Cal-Davis, Cal Poly/SLO, Cal-Riverside, Cal-Santa Barbara, Carson-Newman, Central Michigan, Central Missouri State, Central State (Okla.), Chattanooga, Coastal Carolina, Colorado College, Compton J.C., Corpus Christi, Delaware State, Delaware Valley, Delta State, Denver, Detroit Mercy, East Carolina, Eastern Illinois, Eastern Montana, Eastern New Mexico, El Camino J.C., Elizabeth City State, Elon College, Evangel College, Findlay, Florence State, Grand Valley State, Hampton, Heidelberg, Henderson State, Humboldt State, Idaho State, Indiana State, Jackson State, James Madison, Kent State, Kutztown, Lamar, Lamar Tech, Louisiana Monroe/Northeast Louisiana, Maryland Eastern Shore/Maryland State, Massachusetts, McMurray College, Menlo College, Mercer, Mississippi College, Morris Brown, New Mexico Highlands, Nicholls State, Norfolk State, North Carolina A&T, Northeast Oklahoma, Northern Colorado, Northern Iowa, Northwestern State (La.), Northwestern Oklahoma State, Omaha, Pennsylvania, Plymouth State, Saginaw Valley State, Salem (N.C.), Salem (W. Va.), Sam Houston State, Santa Clara, Santa Rosa, Savannah State, Shepherd, South Dakota State, Southwest Missouri State, Springfield College, St. Augustine, Stephen F. Austin, Sul Ross State, Tennessee-Martin, Texas State, Trinity (Conn.), Truman State, U.S. Merchant Marine Academy, Valdosta State, Virginia Union, Wayne State (Neb.), Wesleyan (Conn.), Western Carolina, Western Michigan, Wisconsin-Stevens Point, Wisconsin-Whitewater, Xavier, Yankton College

Seven players did not attend college.

TOP 10 SCHOOLS BY GAMES PLAYED

Rk.	Gms.	School (No. of players)
1.	1,158	Colorado (32)
2.	839	Georgia (24)
3.	727	Florida (31)
4.	701	Miami (Fla.) (16)
5.	700	Stanford (21)
6.	683	Boston College (15)
7.	675	Minnesota (13)
8.	659	Houston (13)
9.	629	Texas (25)
10.	592	Washington (17)

BRONCOS ALL-TIME ROSTER BREAKDOWN

SERVICE (YEARS PLAYED)

16 YEARS: John Elway 1983-98

15 YEARS: Jason Elam 1993-2007; Tom Nalen 1994-2008

14 YEARS: Tom Jackson 1973-86; Dennis Smith 1981-94

13 YEARS: Barney Chavous 1973-85; Paul Howard 1973-75, '77-86; Ken Lanier 1981-92, '94; Rod Smith 1995-2007; Billy Thompson 1969-81

12 YEARS: Tyrone Braxton 1987-93, '95-99; Billy Bryan 1977-88; Dwayne Carswell 1994-2005; Rubin Carter 1975-86; Karl Mecklenburg 1983-94; Riley Odoms 1972-83; Shannon Sharpe 1990-99, '02-03; Louis Wright 1975-86

11 YEARS: Keith Burns 1994-98, 2000-03, '05-06; Simon Fletcher 1985-95; Steve Foley 1976-86; Matt Lepsis 1997-2007; Paul Smith 1968-78

10 YEARS: Steve Atwater 1989-98; Champ Bailey 2004-13; Randy Gradishar 1974-83; Vance Johnson 1985-93, '95; Fran Lynch 1967-76; Haven Moses 1972-81; Tom Rouen 1993-2002; Jim Ryan 1979-88; Dave Studdard 1979-88

9 YEARS: Keith Bishop 1980, 1982-89; Mike Current 1967-75; Rick Dennison 1982-90; Ben Hamilton 2001-09; Mike Harden 1980-88; Rulon Jones 1980-88; Clarence Kay 1984-92; Greg Kragen 1985-93; Gary Kubiak 1983-91; Floyd Little 1967-75; Ed McCaffrey 1995-2003; Claudie Minor 1974-82; Trevor Pryce 1997-2005; Jim Turner 1971-79; Rick Upchurch 1975-83; Billy Van Heusen 1968-76; Steve Watson 1979-87; D.J. Williams 2004-12; Sammy Winder 1982-90

8 YEARS: Lyle Alzado 1971-78; Otis Armstrong 1973-80; Ryan Clady 2008-15; Terrell Davis 1995-2002 Tom Glassic 1976-83; Glenn Hyde 1976-81, '84-85; Larry Kaminski 1966-73; Keith Kartz 1987-94; Chris Kuper 2006-13; Brison Manor 1977-84; John Mobley 1996-2003; Dan Neil 1997-2004; Randy Robbins 1984-91 Steve Sewell 1985-92; Bob Swenson 1975-79, '81-83; **Demaryius Thomas 2010-17**; Al Wilson 1999-2006

7 YEARS: David Bruton Jr. 2009-15; Cooper Carlisle 2000-06; Britton Colquitt 2009-15; Ray Crockett 1994-2000; Al Denson 1964-70; Elvis Dumervil 2006-12; Pete Duranko 1967-70, 72-74; Ron Egloff 1977-83; Larry Evans 1976-82; Ian Gold 2000-03, '05-07; Goose Gonsoulin 1960-66; John Grant 1973-79; Virgil Green 2011-17; Charlie Greer 1968-74; **Chris Harris Jr. 2011-17**; Harald Hasselbach 1994-2000; Mike Horan 1986-92; Jerry Inman 1966-71, '73; Mark Jackson 1986-92; Rich Karlis 1982-88; Jon Keyworth 1973-79; Mike Leach 2002-08; Tim Lucas 1987-93; Rob Lytle 1977-83; Bobby Maples 1972-78; **Von Miller 2011-17**; Matt Prater 2007-13; Joe Rizzo 1974-80; Lionel Taylor 1960-66; Andre Townsend 1984-90; Gerald Willhite 1982-88; Steve Wilson 1982-88

6 YEARS: Mike Anderson 2000-05; Michael Brooks 1987-92; Sam Brunelli 1966-71; Glenn Cadrez 1995-2000; Byron Chamberlain 1995-2000; Ken Criter 1969-74; Eldon Danenhauer 1960-65; George Goeddeke 1967-72; Nate Jackson 2003-08; Richard Jackson 1967-72; Don Latimer 1978-83; Mike Lodish 1995-2000; Tommy Lyons 1971-76; Marv Montgomery 1971-76; Craig Morton 1977-82; Chip Myrtle 1967-72; Dave Preston 1978-83; Steve Ramsey 1971-76; Reggie Rivers 1991-96; Bill Romanowski 1996-2001; Bob Scarpitto 1962-67; Mark Schlereth 1995-2000; Mike Schnitker 1969-74; Detron Smith 1996-2001; Jerry Sturm 1961-66; Maa Tanuvasa 1995-2000; **Derek Wolfe 2012-17**; Wesley Woodyard 2008-13.

ALL-TIME ROSTER HEIGHT/WEIGHT BREAKDOWNS

Note: A total of 1,302 players have appeared on Denver's active roster for a regular-season or postseason game.

BY HEIGHT

Height	# of players	Pct.
Players 5'-5"	1	(0.1%)
Players 5'-6"	0	(0.0%)
Players 5'-7"	5	(0.4%)
Players 5'-8"	11	(0.8%)
Players 5'-9"	32	(2.5%)
Players 5'-10"	87	(6.7%)
Players 5'-11"	112	(8.6%)
Players 6'-0"	132	(10.1%)
Players 6'-1"	171	(13.1%)
Players 6'-2"	204	(15.7%)
Players 6'-3"	230	(17.7%)
Players 6'-4"	148	(11.4%)
Players 6'-5"	102	(7.8%)
Players 6'-6"	48	(3.7%)
Players 6'-7"	14	(1.1%)
Players 6'-8"	3	(0.2%)
Height unknown	2	(0.2%)

BY WEIGHT

Weight Range	# of players	Pct.
Players 160-174 lbs.	16	(1.2%)
Players 175-199 lbs.	317	(24.3%)
Players 200-224 lbs.	278	(21.4%)
Players 225-249 lbs.	276	(21.2%)
Players 250-274 lbs.	200	(15.4%)
Players 275-299 lbs.	101	(7.8%)
Players 300-324 lbs	92	(7.1%)
Players 325-350 lbs	20	(1.5%)
Weight unknown	2	(0.2%)

ALL-TIME ROSTER HEIGHT/WEIGHT EXTREMES

Of the 1,302 players who have appeared on Denver's active roster for a regular-season or postseason game:

Category	Hgt./Wgt.	No. (Players)
Average height	6'-2"	
Most frequently occurring height	6'-3"	(230 players; 17.7%)
Average weight	232	
Most frequently occurring weight range	175-199	(317 players; 24.3%)
Shortest Player	5'-5"	(Trindon Holliday)
Tallest Player	6'-8"	(3 players) (Jamie Brown, Erik Pears, Tyler Polumbus)
Lightest Player	160	(WR Kalif Raymond)
Heaviest Player	350	(DT Sam Adams, DT Alphonso Taylor)
Shortest Center/Guard	6'-1"	(7 players) (Chris Banks, Ken Brown, John Hohman, K.C. Jones, Pat Matson, Charlie Parker, Robert Young)
Tallest Center/Guard	6'-7"	(Brian Habib, Jon Melander, Dave Widell)
Lightest Center/Guard	220	(David Strickland)
Heaviest Center/Guard	322	(Montrae Holland)
Shortest Tackle	6'-0"	(Arthur Hauser, David Strickland)
Tallest Tackle	6'-8"	(Jamie Brown, Erik Pears, Tyler Polumbus)
Lightest Tackle	216	(Albert Day)
Heaviest Tackle	338	(George Foster)
Shortest Quarterback	5'-11"	(Marlin Briscoe)
Tallest Quarterback	6'-7"	(Paxton Lynch, Brock Osweiler)
Lightest Quarterback	178	(Marlin Briscoe)
Heaviest Quarterback	248	(Darrell Hackney)
Shortest Running Back/Fullback	5'-7"	(KaRon Coleman, Quentin Griffin)
Tallest Running Back/Fullback	6'-3"	(12 players) (most recent: Rod Bernstine, Anthony Lynn, Steve Sewell)
Lightest Running Back/Fullback	177	(Glyn Milburn)
Heaviest Running Back/Fullback	251	(Cookie Gilchrist)
Shortest Wide Receiver	5'-5"	(Trindon Holliday)
Tallest Wide Receiver	6'-5"	(Don Carothers, Ed McCaffrey)
Lightest Wide Receiver	160	(Kalif Raymond)
Heaviest Wide Receiver	235	(Demaryius Thomas)
Shortest Tight End	6'-1"	(Byron Chamberlain, Hewritt Dixon, Russell Payne)
Tallest Tight End	6'-6"	(Pat Kelly, Keli McGregor, Chad Mustard)
Lightest Tight End	210	(Jim Whalen)
Heaviest Tight End	277	(Chad Mustard)
Shortest Defensive Lineman	5'-11"	(Elvis Dumervil)
Tallest Defensive Lineman	6'-7"	(5 players) (Paul Carrington, Stan Fanning, Jumpy Geathers, John Hoffman, Jarvis Moss)
Lightest Defensive Lineman	240	(Leroy Moore)
Heaviest Defensive Lineman	350	(Sam Adams, Alphonso Taylor)
Shortest Linebacker	5'-11"	(Elvis Dumervil, Tom Jackson, Joe Mays, Jamie Winbom)
Tallest Linebacker	6'-7"	(Jarvis Moss)
Lightest Linebacker	190	(Tommy Luke)
Heaviest Linebacker	274	(Robert Ayers)
Shortest Defensive Back	5'-7"	(Chris Hale, Calvin Jones)
Tallest Defensive Back	6'-4"	(John Pitts, Lenny Walls)
Lightest Defensive Back	164	(Chris Hale)
Heaviest Defensive Back	220	(John Lynch)
Shortest Kicker/Punter	5'-9"	(P Bucky Dilts, K Bobby Howfield)
Tallest Kicker/Punter	6'-4"	(4 players) (P Mitch Berger, K Steven Hauschka, K Joe Nedney, P Luke Prestridge)
Lightest Kicker/Punter	175	(P Jack Weil)
Heaviest Kicker/Punter	240	(K Bob Humphreys)

BRONCOS ALL-TIME NUMERICAL ROSTER

All-Time Numerical Roster Notes

- Every jersey number has been worn at least once in franchise history.

Retired Jersey Numbers:

#7 John Elway	QB	1983-98
#18* Frank Tripucka	QB	1960-63
#44 Floyd Little	RB	1967-75
<i>*with special recognition of QB Peyton Manning's tenure (2012-15) wearing #18</i>		

Jersey Numbers Worn By Only One Player:

#0 John Olszewski	FB	1962
-------------------	----	------

Players Who Have Worn Three Jersey Numbers:

Sam Brunelli	G	64, 68, 72
Keith Burns	LB	51, 55, 56
Ryan Harris	T	74, 72, 68
Nate Jackson	TE	14, 81, 89

Players For Whom Jersey Numbers Are Not Available:

Hugh Smith	E	1962
Harold Williams	HB	1961

0	John Olszewski	FB	1962
---	----------------	----	------

1	Connor Barth	K	2014
	Brett Kern	P	2008-09
	Jason Elam	K	1993-2007
	Daren Parker	P	1992
	Chris Norman	P	1984-85

2	Christian Ponder	QB	2015
	Zac Dysert	QB	2013
	Chris Simms	QB	2009
	Sam Paulescu	P	2007
	Steve Lindsey	K	2000
	Will Furrer	P	1994
	Mike Horan	P	1986-92
	Joe DiVito	QB	1968
	Bob Humphreys	K	1967-68
	Cookie Gilchrist	FB	1965

3	Steven Hauschka	K	2010
	Tom Brandstater	QB	2009
	Paul Ernster	P/K	2005-07
	Scott Bentley	K	1997, 2000
	Rich Karlis	K	1982-88
	Bobby Howfield	K	1968-70
	Billy Joe	FB	1963-64

4	Austin Davis	QB	2016
	Britton Colquitt	P	2009-15
	Darrell Hackney	QB	2007-08
	Micah Knorr	P/K	2002-04
	Ruben Rodriguez	P	1992
	Chris Norman	P	1986
	Robert Thompson	WR	1987
	Rick Duncan	K	1967

5	Matt Prater	K	2007-13
	Brad Daluiso	K	1992

6	Chad Kelly	QB	2017
	Brock Osweiler	QB	2012
	Jay Cutler	QB	2006-08
	Jason Baker	P/K	2004
	Joe Nedney	K	2000
	Bubby Brister	QB	1997-99
	Ralph Giacommaro	P	1987

7) (RETIRED)

	John Elway	QB	1983-98
	Craig Morton	QB	1977-82
	Mickey Slaughter	QB	1963-66

8	Brandon McManus	K	2014-17
	Kyle Orton	QB	2009-11

	Matt Mauck	QB	2004
	Todd Husak	QB	2001
	Jeff Lewis	QB	1996-97
	Tommy Maddox	QB	1992-93
	Gary Kubiak	QB	1983-91

9	Riley Dixon	P	2016-17
	Brady Quinn	QB	2010-11
	David Treadwell	K	1989-92

10	Emmanuel Sanders	WR	2014-17
	Jabar Gaffney	WR	2009-10
	Clifford Russell	WR	2008
	Todd Sauerbrun	P	2005-07
	Triandos Luke	WR	2004
	Bucky Dilts	P	1977-78
	Mark Herrmann	QB	1981-82
	Steve Ramsey	QB	1971-76
	Jim Leclair	QB	1967-68
	John McCormick	QB	1963, '65-'66

11	Carlos Henderson	WR	2017
	Jordan Norwood	WR	2015-16
	Trindon Holliday	WR	2012-13
	Kenny McKinley	WR	2009-10
	Patrick Ramsey	QB	2007-08
	Quincy Morgan	WR	2006
	Bradlee Van Pelt	QB	2005
	Steve Beuerlein	QB	2001-03
	Jeff Brohm	QB	1999
	T.J.J. Rubley	P	1996
	Luke Prestridge	P	1979-83
	Bobby Anderson	QB	1970-73
	John McCormick	QB	1968
	Tobin Rote	QB	1966

12	Paxton Lynch	QB	2016-17
	Andre Caldwell	WR	2013-15
	Matthew Willis	WR	2009-12
	Domenik Hixon	WR	2006-07
	Charlie Adams	WR	2003
	Gus Frerotte	QB	2000-01
	Chris Miller	QB	1999
	Shawn Moore	QB	1992-93
	Ken Karcher	QB	1987-88
	Craig Penrose	QB	1976-79
	Charley Johnson	QB	1972-75
	Al Pastrana	QB	1969-70
	Gary Kroner	K	1965-67

13	Trevor Siemian	QB	2015-17
	Nathan Palmer	WR	2014
	Keary Colbert	WR	2008
	David Terrell	WR	2005
	Danny Kanell	QB	2003-04
	Jack Weil	P	1986
	Don Horn	QB	1971-72
	Steve Tensi	QB	1967-70

14	Cody Latimer	WR	2014-17
	Brandon Stokley	WR	2007-09, 12
	Todd Devoe	WR	2005-06
	Nate Jackson	WR	2003-04
	Brian Griese	QB	1998-2002
	Bill Musgrave	QB	1995-96
	Dean May	QB	1987
	Scott Stankavage	QB	1984, '86
	Norris Weese	QB	1976-79
	John Hufnagel	QB	1974
	Pete Liske	QB	1969-70
	Mickey Slaughter	QB	1963-66
	Don Smith	G	1967
	George Hunter Enis	QB	1962
	Skip Doyle	HB	1960

15	Hunter Sharp	WR	2017
	Marlon Brown	WR	2016
	Tim Tebow	QB	2010-11
	Brandon Marshall	WR	2006-09
	Mike Clendenen	K	1987

Jim Turner	K	1971-79	Tommy Luke	LB	1968
Marlin Briscoe	QB	1968	Jesse Stokes	DB	1968
Max Choboian	QB	1966	Goldie Sellers	DB	1966-67
Jacky Lee	QB	1964-65	Gerry Bussell	DB	1965
Philip Nugent	HB	1961	Eugene Mingo	HB	1960-64
16					
Bennie Fowler	WR	2015-17	C.J. Anderson	RB	2013-17
Caleb Hanie	QB	2012	Tracy Porter	CB	2012
D'Andre Goodwin	WR	2011	Syd'Quan Thompson	CB	2010-11
Chad Jackson	WR	2008	Peyton Hillis	FB	2008-09
Jake Plummer	QB	2003-06	Domonique Foxworth	CB	2005-07
Tom Rouen	P	1993-2002	Quentin Griffin	RB	2003-04
Monte McGuire	QB	1987	Olandis Gary	RB	1999-2002
Jeff Knapple	QB	1980	Vaughn Hebron	RB	1996-98
John Hufnagel	QB	1975	Glyn Milburn	RB	1993-95
Mike Ernst	QB	1972	Alton Montgomery	S	1990-93
Dick Wood	QB	1962	Tony Lilly	S	1984-87
George Herring	QB	1960-61	Aaron Kyle	DB	1980-82
17					
Brock Osweiler	QB	2013-15, '17	Steve Haggerty	DB	1975
Andre Caldwell	WR	2012	Fran Lynch	HB	1967-76
Quan Cosby	WR	2011	Bobby Ply	DB	1967
Britt Davis	WR	2010	Gerry Bussell	DB	1965
Mitch Berger	P	2009	Elihu (Buddy) Allen	HB	1961
Glenn Martinez	WR	2007-08	David Ames	HB	1961
Darius Watts	WR	2004-05	Bob Stransky	HB	1960
Jarious Jackson	QB	2000-03	23		
Hugh Millen	QB	1994-95	Devontae Booker	RB	2016-17
Steve DeBerg	QB	1981-83	Ronnie Hillman	RB	2014-15
Matt Robinson	QB	1980	Quentin Jammer	CB	2013
Larry Steele	P	1974	Willis McGahee	RB	2011-12
Scotty Glacken	QB	1966-67	Ronaldo Hill	S	2009-10
George Shaw	QB	1962	Andre Hall	RB	2007-08
18 (RETIRED)					
Peyton Manning	QB	2012-15	Marques Anderson	S	2005
Frank Tripucka	QB	1960-63	Willie Middlebrooks	CB	2001-04
19					
Kalif Raymond	WR	2016	Jason Moore	S	1999
Isaiah Burse	WR	2014	Darrien Gordon	CB	1997
Eddie Royal	WR	2008-11	Ronnie Bradford	CB	1993-95
Taylor Jacobs	WR	2007	Sammy Winder	RB	1982-90
Brian Clark	WR	2006	Chris Pane	DB	1976-79
Fred Steinfert	K	1979-81	Billy Hardee	CB	1976
Don Breaux	QB	1963	Alfred Haywood	RB	1975
20					
Jamal Carter	S	2017	George Hoey	DB	1975
Justin Forsett	RB	2016	Maurice Tyler	S	1973-74
Josh Bush	S	2014-15	Steve Preece	S	1972
Mike Adams	S	2012-13	Dickie Post	RB	1971
Brian Dawkins	S	2009-11	Drake Garrett	DB	1968-70
Marlon McCree	S	2008	Gene Sykes	DB	1967
Travis Henry	RB	2007	Goose Gonsoulin	DB	1960-66
Mike Bell	RB	2006	24		
Garrison Hearst	RB	2004	Champ Bailey	CB	2004-13
Roosevelt Williams	CB	2003	Deltha O'Neal	CB	2000-03
Delvin Hughley	CB	2001	Randy Fuller	CB	1994
Tony James	CB	1996, '98-99	Wymon Henderson	CB	1989-91
Greg Lewis	RB	1992	Tony Boddie	CB	1986-87
Daryll Jones	DB	1987	Rick Parros	RB	1981-84
Kevin Clark	DB	1990-91	Otis Armstrong	RB	1973-80
Louis Wright	CB	1975-86	Butch Byrd	DB	1971
Charles Greer	DB	1968-74	Booker Edgersen	CB	1970
Billy Ray Fletcher	E	1966	Phil Brady	S	1969
Willie West	DB	1964	Hal Lewis	DB	1968
Tommy Minter	HB	1962	Willie Brown	DB	1963-66
Daniel E. Smith	HB	1961	Donald Allen	FB	1960
Jerry Traynham	HB	1961	25		
Henry Bell	HB	1960	Chris Harris Jr.	CB	2011-17
21					
Aqib Talib	CB	2014-17	Tony Carter	CB	2009
Ronnie Hillman	RB	2012-13	Anthony Alridge	RB	2008
André Goodman	CB	2009-11	Nick Ferguson	S	2003-07
Tatum Bell	RB	2008	Denard Walker	CB	2002
Hamza Abdullah	S	2005-08	Eric Davis	CB	2001
Quentin Griffin	RB	2005	Darrius Johnson	CB	1996-99
Scott Turner	CB	2003	Charles Swann	DB	1994
KaRon Coleman	RB	2001-02	Kip Corrington	S	1989-90
Chris Watson	CB	1999	Roger Jackson	DB	1987
Darrien Gordon	CB	1998	Daniel Hunter	CB	1985-86
Randy Hilliard	CB	1994-97	Haven Moses	WR	1972-81
Le-Lo Lang	CB	1990-93	Ted Alfien	RB	1969
Earl Johnson	DB	1987	Errol Prisby	DB	1967
Myron Dupree	CB	1983	26		
Randy Polt	DB	1975-77	Darian Stewart	S	2015-17
Randy Montgomery	CB	1971-73	Rahim Moore	S	2011-14
Bobby Burnett	RB	1969	Laurence Maroney	RB	2010
			Ty Law	CB	2009
			Jack Williams	CB	2008-09
			Paul Smith	RB	2007
			Tatum Bell	RB	2004-06
			Clinton Portis	RB	2002-03
			Eric Brown	S	1998-2001

BRONCOS ALL-TIME NUMERICAL ROSTER, CONT.

Tim McKyer	CB	1997	Quentin Harris	S	2006
Eric Thomas	CB	1995	Kelly Herndon	CB	2002-04
Ben Smith	CB	1994	Darryl Pounds	CB	2000
Chris Hale	DB	1993	Derek Loville	RB	1997-99
Bobby Humphrey	RB	1989-91	Rondell Jones	S	1993-96
Lyle Pickens	DB	1987	Victor Jones	RB	1992
Chris Brewer	RB	1984	Kerry Porter	RB	1990
J.T. Thomas	DB	1982	Mike Harden	CB	1980-88
Larry Riley	DB	1977	Zachary Dixon	RB	1979
Calvin Jones	CB	1973-76	Mike Franckowiak	RB	1975-76
George Saines	S	1970-72	Bo Hickey	FB	1967
Darrell Lester	FB	1965-66			
Tommy Janik	DB	1963-64			
Frank Quayle	RB	1969			
Don Coffey	E	1963			
27			32		
Brendan Langley	CB	2017	Andy Janovich	FB	2016-17
Shaun Prater	CB	2015	Curtis Marsh	CB	2015
Jeremy Stewart	RB	2015	Tony Carter	CB	2011-14
Knowshon Moreno	RB	2014	Perrish Cox	CB	2010
Darrell Williams	CB	2009-13	LaMont Jordan	CB	2009
Denard Walker	CB	2005-06	Dre Bly	CB	2007-08
Terrell Buckley	CB	2001	Chris Young	S	2003-05
Terrell Buckley	CB	2000	Billy Jenkins	S	2000-01
Steve Atwater	S	1989-98	Tony Veland	S	1997
Kevin Clark	DB	1987-88	Sammie Smith	RB	1992
Maurice Harvey	DB	1978, '80	Melvin Bratton	RB	1989-90
Tom Oberg	S	1968-69	Calvin Thomas	RB	1988
Charlie Mitchell	HB	1963-67	Joe Dudek	RB	1987
			Leonard Jones	DB	1987
			Tony Reed	RB	1981
			Jon Keyworth	RB	1974-80
			Dick Davis	RB	1970
			Garrett Ford	FB	1968
			Mike Kellogg	FB	1966-67
28			33		
Jamaal Charles	RB	2017	De'Angelo Henderson	RB	2017
Montee Ball	RB	2013-14	Shiloh Keo	S	2015-16
Quinton Carter	S	2011-12	Duke Ihenacho	S	2012-13
Correll Buckhalter	RB	2009-10	Nate Jones	CB	2010
Michael Pittman	RB	2008	Alphonso Smith	CB	2009
Jeff Shoate	CB	2007	Marquand Manuel	S	2008
Kenoy Kennedy	S	2000-04	Ron Dayne	RB	2005
Tito Paul	CB	1998	Jimmy Spencer	CB	2000-03
Clifford Hicks	CB	1995	John Avery	RB	1999
Butler By'not'e	RB	1994	Dedrick Dodge	S	1997
Gaston Green	RB	1991-92	Rod Bernstine	RB	1993-95
Elliot Smith	CB	1990	Robert Perryman	FB	1991-92
Jeremiah Castille	CB	1987-88	Tony Dorsett	RB	1988-89
Scott Caldwell	RB	1987	Gene Lang	RB	1984-87
Roger Jackson	DB	1982-85	Lawrence McCutcheon	RB	1980
Cornell Gordon	CB	1970-72	Lonnie Perrin	RB	1976
Jack Lentz	S	1967-68	Jim Kiick	RB	1976-77
Abner Haynes	HB	1965-66	Joe Dawkins	RB	1971-73
Billy Atkins	DB	1964	Willis Crenshaw	FB	1970
Bobby Gaiters	HB	1963	Hub Lindsey	QB	1968
			Wendell Hayes	HB	1966-67
			Justin Rowland	HB	1962
			Fred Bukaty	FB	1961
			Pete Mangum	LB	1960
29			34		
Bradley Roby	CB	2014-17	Will Parks	S	2016-17
Michael Huff	S	2013	Marquice Cole	CB	2013
Jonathan Wilhite	CB	2011	Kyle McCarthy	S	2010-11
Chevis Jackson	CB	2010	Joshua Bell	CB	2008
Andre Brown	RB	2010	Cedric Cobbs	RB	2006
Damien Nash	RB	2006	Reuben Droughns	RB	2002-04
Howard Griffith	FB	1997-2001	Raymond Harris	RB	2000
Aaron Craver	RB	1995-96	Tyrone Braxton	DB	1987-93, '95-99
Charles Dimry	CB	1991-93	Nathan Poole	RB	1982-83, '85, '87
Darren Carrington	DB	1989	Gus Hollomon	DB	1968-69
Warren Marshall	RB	1987	Don Stone	FB	1961-64
Wilbur Myers	S	1983	Hardy Brown	LB	1960
Bernard Jackson	DB	1977-80			
Bill West	CB	1972			
Wandy Williams	RB	1969-70			
Wendell Hayes	HB	1965			
30			35		
David Bruton Jr.	S	2009-15	Dymonte Thomas	S	2017
Cory Boyd	RB	2008	Kapri Bibbs	RB	2014-16
Mike Bell	RB	2007	Lance Ball	RB	2010-12
Terrell Davis	RB	1995-2002	Selvin Young	RB	2007-08
Steve Sewell	RB	1985-92	Lenny Walls	CB	2002-05
Jim Jensen	RB	1977, '79-80	Jason Suttle	CB	1999-2000
Oliver Ross	RB	1973-75	John Granby	DB	1992
Cookie Gilchrist	RB	1967	Blake Ezor	RB	1990
Hewritt Dixon	FB	1963-65	Ken Bell	RB	1986-89
Clarence Walker	HB	1963	Larry Canada	FB	1978-79, '81
			Lonnie Perrin	RB	1977-78
			Clem Turner	RB	1970-72
			Henry Jones	RB	1969
31					
Justin Simmons	S	2016-17			
Omar Bolden	CB/S	2012-15			
Darcel McBath	S	2009-10			
P.J. Pope	RB	2008			
Marviel Underwood	S	2007			

Jim Wright	HB	1964	Sam Brandon	S	2002-06
Richard Dickinson	FB	1962-63	Detron Smith	FB	1996-2001
Jim Sears	HB	1961	Leonard Russell	RB	1994
Dave Rolfe	FB	1960	Muhammad Oliver	CB	1992
36			Charlie West	DB	1978
Kayvon Webster	CB	2013-16	Billy Van Heusen	WR	1968-76
Jim Leonhard	S	2012	Lonnie Wright	DB	1966-67
Rafael Bush	S	2011	Odell Barry	HB	1964-65
Josh Barrett	S	2008-09	Al Frazier	HB	1961
Frank Robinson	CB	1992-93	Albert Romine	HB	1960
Mark Haynes	CB	1986-89	43		
Billy Thompson	DB	1969-81	Joseph Jones	ILB	2017
Jim Stinnette	FB	1961-62	T.J. Ward	S	2014-16
Red Brodnax	FB	1960	Herana-Daze Jones	S	2008
37			Roderick Rogers	S	2007-08
Lorenzo Doss	CB	2015-17	Izell Reese	S	2002
Jeremiah Johnson	RB	2011	Derrick Clark	RB	1994
Alex Haynes	RB	2008	Steve Foley	CB	1976-86
Calvin Lowry	S	2008	Lonnie Hepburn	DB	1974
Cecil Sapp	RB	2003-07	Pete Jaquess	DB	1967-70
Tyrone Poole	CB	2002	Bob Richardson	DB	1966
Tony Carter	FB	2001	Charles Marshall	HB	1962
Anthony Lynn	RB	1993, '97-99	John Nocera	CB	1963
Tim Hauck	S	1995-96	Frank Bernardi	DB	1960
Kevin Guidry	CB	1988	44 (RETIRED)		
Steve Fitzhugh	DB	1987	Floyd Little	HB	1967-75
Steve Trimble	DB	1981-83	Miller Farr	DB	1965
Bob Wade	CB	1970	Bruce Starling	HB	1963
38			45		
Marcus Rios	CB	2017	Kevin Snyder	ILB	2017
Quinton Carter	S	2013-14	Thomas Gafford	LS	2016
Andrew Pinnock	FB	2008	Dominique Rodgers-Cromartie	CB	2013
Steve Cargile	S	2006-07	Quinn Johnson	FB	2011
Mike Anderson	RB	2000-05	Roc Alexander	CB	2004-05
Reggie Rivers	RB	1991-96	Gary Downs	RB	1995
Bruce Plummer	DB	1987-88, '90	Richard Shelton	CB	1989
Ben Norman	RB	1980	Steve Wilson	CB	1982-88
39			Perry Smith	DB	1980-81
Michael Hunter	CB	2017	Jeff Severson	DB	1975
Taurean Nixon	CB	2015-16	Bill Laskey	LB	1973-75
Vernon Fox	S	2008-09	Tom Cassese	DB	1967
Kyle Johnson	FB	2002-07	Lew Scott	DB	1966
Ray Crockett	CB	1994-2000	Jim McMillin	DB	1964-65
Robert Delpino	RB	1993	John Sklopan	HB	1963
Darryl Russell	DB	1987	Goose Gonsoulin	DB	1960
Tom Smiley	RB	1969	46		
Jesse Myles	RB	1983-84	Aaron Brewer	LS	2012-15
Roland Solomon	CB	1981	Spencer Larsen	FB/LB	2008-11
40			KaRon Coleman	RB	2000
Juwan Thompson	RB	2014-16	Bobby Micho	RB	1986
Jacob Hester	FB	2012	Dave Preston	HB	1978-83
Austin Sylvester	FB	2011	John Rowser	DB	1974-76
Curume Cox	S	2005-07	Terry Erwin	HB	1968
Jeff Shoate	CB	2004	Jim Summers	DB	1967
Dale Carter	CB	1999	John Griffin	HB	1964-66
Darryl Hall	S	1993-94	Norman Bass	DB	1964
Jeff Alexander	RB	1989, '92	Bob Zeman	DB	1962-63
Martin Rudolph	DB	1987	Hardy Brown	LB	1960
Charlie West	DB	1978-79	47		
Randy Rich	DB	1977	Mike Mohamed	LB	2012
Jack Gehrke	WR	1971	John Lynch	S	2004-07
Grady Cavness	CB	1969	Ryan McNeil	CB	2003
Ron Lamb	FB	1968	Darius Clark	S	2000-01
Brendan McCarthy	FB	1968-69	David Poole	DB	1993
Paul Carmichael	HB	1965	Gerald Willhite	RB	1982-88
Jay Dale Evans	HB	1961	George Atkinson	DB	1979
Albert Carmichael	HB	1960-61	Tony Harris	WR	1972
Ted Wegert	FB	1960	Paul Marthia	S	1970
41			James Smith	S	1969
Jerrold Garcia-Williams	ILB	2017	John McGeever	DB	1962-65
Cassius Vaughn	CB	2010-11	48		
Karl Paymah	CB	2005-08	Shaquil Barrett	OLB	2015-17
Johnathan Reese	RB	2004	Mike Leach	TE/LS	2002
Deon Strother	RB	1994	George Coghill	S	1998-2001
Greg Lewis	RB	1991	Lionel Washington	CB	1995-96
Rob Lytle	RB	1977-83	Randy Robbins	DB	1984-91
Leroy Mitchell	CB	1971-73	Earlie Thomas	DB	1975
Eric Crabtree	FL	1966-68	John Pitts	S	1973-75
George Burrell	S	1969	Dale Hackbart	S	1973
Jerry Tarr	E	1962	Herman Lewis	DE	1968
Bob McNamara	HB	1960-61	Alex Moore	RB	1968
42			Nemiah Wilson	DB	1965-67
Casey Kreiter	LS	2016-17	49		
Mario Fannin	RB	2011-12	Quentin Gause	ILB	2016
Ryan Torain	RB	2008	Chris Gronkowski	FB	2012

BRONCOS ALL-TIME NUMERICAL ROSTER, CONT.

Matt Dominguez	TE	2001	Lee Robinson	LB	2010
Dennis Smith	S	1981-94	Andra Davis	ILB	2009
Alvin Mitchell	S/WR	1970	D.D. Lewis	LB	2007
Neal Sweeney	FL	1967	Patrick Chukwurah	LB	2003, '05-06
Glenn Glass	DB	1966	Lee Woodall	LB	2001
50			Nate Wayne	LB	1998-99
Zaire Anderson	ILB	2016-17	Britt Hager	LB	1995-96
Shaquill Barrett	OLB	2014	Mitch Donahue	LB	1993-94
J.D. Walton	C	2010-12	Keith Traylor	LB	1991-92
Ben Hamilton	G/C	2001-09	Keith Bishop	C	1980, '82-89
Artie Ulmer	LB	1999	Richard Baska	LB	1976-77
Jon Hesse	LB	1997	Mike Lemon	LB	1975
Ray Jacobs	LB	1994-95	Ralph Cindrich	LB	1974
John Sullins	LB	1992	Chip Myrtle	LB	1967-72
Jim Ryan	LB	1979-88	Ron Sbranti	LB	1966
Bobby Maples	C	1972-78	Ed Cummings	LB	1965
Olen Underwood	LB	1971	Larry Jordan	LB	1964
Carl Cunningham	LB	1967-70	Ed (Wahoo) McDaniel	LB	1961-63
Jerry Hopkins	LB	1963-66	55		
Pat Lamberti Jr.	E	1961	Dillon Day	C	2017
Fred Broussard	C	1960	Lerentee McCray	LB	2014-15
51			D.J. Williams	LB	2005-12
Todd Davis	LB	2015-17	Patrick Chukwurah	LB	2004
Paris Lenon	LB	2013	Keith Burns	LB	2000-03
Joe Mays	LB	2010-12	Ken Brown	LB	1995
Jamie Winborn	LB	2007-08	Glenell Sanders	LB	1994
Keith Burns	LB	2005-06	John Kacherski	LB	1992
John Mobley	LB	1996-2003	Rick Dennings	LB	1982-90
Mike Croel	LB	1991-94	Bryant Winn	LB	1987
Marc Munford	LB	1987-90	Art Smith	LB	1980
Bob Swenson	LB	1975-79, '81-83	Ken Brown	C	1979
Mike Simone	LB	1972-74	Godwin Turk	LB	1976-78
Bill Butler	LB	1970	Pete Duranko	DE	1967-70, '72-74
Tim Casey	LB	1969	Archie Matsos	LB	1966
Gordon Lambert	LB	1969	Mary Matuszak	LB	1964
Dave Tobey	LB	1968	Jim Fraser	LB	1962-63
Henry Sorrell	LB	1967	56		
Eugene Jeter	LB	1965-67	Shane Ray	OLB	2015-17
Jim Fraser	LB	1964	Nate Irving	LB	2011-14
Leon Simmons	LB	1963	Robert Ayers	LB/DE	2009-10
Lee (Mike) Nichols	C	1960-61	Al Wilson	LB	1999-2006
52			Keith Burns	LB	1994-98
Corey Nelson	LB	2014-17	Michael Brooks	LB	1987-92
Wesley Woodyard	LB	2011-13	Mike Knox	LB	1987
Jason Hunter	LB/DE	2010	Aaron Smith	LB	1984
Louis Green	LB	2008	Larry Evans	LB	1976-82
Ian Gold	LB	2000-03, '05-07	Ray May	LB	1973-75
D.J. Williams	LB	2004	Don Parish	LB	1972
David Bowns	LB	1999	Dave Washington	LB	1971
Dave Garnett	LB	1995	Jay Bachman	C	1969-70
Richard Harvey	LB	1994	Walter Highsmith	C	1968
Jeff Mills	LB	1990-93	Dave Behrman	C	1967
Ken Woodard	LB	1982-86	John Bramlett	LB	1965-66
Dan MacDonald	LB	1987	Jim Price	LB	1964
Greg Bracelin	LB	1980	57		
Mike Montler	C	1977	DeMarcus Walker	OLB/DE	2017
Randy Gradishar	LB	1974-75	Dekoda Watson	OLB	2016
Ray Kubala	C	1964-67	Lamin Barrow	LB	2014
Frank Jackunas	C	1963	Jeremy Mincey	DE	2013
James Barton	C	1961-62	Adrian Robinson	LB	2013
Frank Kuchta	C	1960	Keith Brooking	LB	2012
53			Mario Haggan	LB	2008-11
Deontrez Mount	OLB	2017	Jordan Beck	LB	2007
James Ferentz	C	2015-16	Jashon Aldre	LB	2003-04
Steven Johnson	LB	2012-14	Allen Aldridge	LB	1994-97
Mike Mohamed	LB	2011	Dave Wyman	LB	1993
DiYral Briggs	LB	2010	Mark Murray	LB	1991
Niko Koutouvides	LB	2008	Ty Allert	LB	1990
Louis Green	LB	2004-07	Mike Ruether	C	1988-89
Johnny Rutledge	LB	2003	Matt Smith	LB	1987
Bill Romanowski	LB	1996-2001	Tom Jackson	LB	1973-86
Danté Jones	LB	1995	Bob Geddes	LB	1972
Anthony Thompson	LB	1990	Fred Forsberg	LB	1968, '70-73
Randy Gradishar	LB	1976-83	John Huard	LB	1967-69
Ken Criter	LB	1971-74	58		
Roger LeClerc	C	1967	Von Miller	LB	2011-17
Don Gulseth	LB	1966	Kevin Alexander	LB	2010
Tom Erlandson	LB	1962-65	Nate Webster	LB	2006-08
Bob Hudson	LB	1960-61	Terry Pierce	LB	2003-04
54			Steve Russ	LB	1997, '99-2000
Brandon Marshall	LB	2013-17	Elijah Alexander	LB	1992-95
C.J. Davis	C/G	2012	Scott Curtis	LB	1989-90
David Binn	LS	2011	Tim Lucas	LB	1987
			Steve Busick	LB	1981-85

Rob Nairne	LB	1977-80
Phil Olsen	C	1975-76
Tom Graham	LB	1973-74
Bill McKoy	LB	1970-72
Frank Richter	LB	1967-69
Jack Work	LB	1960

59

Vontarrius Dora	OLB	2016
Danny Trevathan	LB	2012-15
Brian Iwuh	LB	2011
Wesley Woodyard	ILB	2008-10
Taylor Whitley	G	2005
Donnie Spragan	LB	2002-04
Glenn Cadrez	LB	1995-2000
Brett Wallerstedt	LB	1994
Tim Lucas	LB	1987-93
Kirk Dodge	LB	1987
Darren Comeaux	LB	1982-86
Mark Merrill	LB	1981-82
Joe Rizzo	LB	1974-80
Larry Kaminski	C	1964-73

60

Connor McGovern	G/C	2016-17
Steve Valios	C	2013
John Engelberger	DE	2005-08
K.C. Jones	C	1998-2000
Joe Burch	C	1994
Nick Subis	G	1991
Gerald Perry	G	1988-90
Paul Howard	G	1973-75, '77-86
Bob Young	G	1966-70
Ernie Park	G	1966
Charlie Parker	G	1965
Ken Adamson	G	1960-62

61

Matt Paradis	C	2015-17
Gerard Warren	DT	2005-06
Ellis Johnson	DT	2004
Eric Floyd	G	1995
Bob Meeks	G	1992-94
Andre Townsend	DE	1984-90
Arland Thompson	G	1980
Tom Lyons	G	1971-76
Bob Vaughan	G	1968
Bill Keating	DT	1966-67
Charles Gavin	DE	1960-63

62

Casey Wiegmann	C	2008-09
Chris Myers	C/G	2005-07
Dan Neil	C/G	1997-2004
Jeff Davidson	G	1990-92
Mike Freeman	G	1964, '86-87
Tom Glasick	G	1976-83
Brian Goodman	G	1975
Jerry Inman	DT	1966-71
Ernie Barnes	G	1963-64
Jerry Stalcup	LB	1961-62
Jim Efrid	LB	1961
Vaughn (Buddy) Alliston	LB	1960
Jack Davis	T	1960

63

Ben Garland	G	2014
Jeff Byers	OL	2010
Dewayne Robertson	DT	2008
Amon Gordon	DT	2007
Tim Stuber	G	2004
David Diaz-Infante	G/C	1996-98, 2001
Richard Mercier	G	2000
Sean Farrell	G	1990-91
Mark Cooper	G	1983-87
Laval Short	DT	1980
John Grant	DE	1973-79
Dave Costa	DT	1967-71
Melwood Guy	G	1961-62
Dave Strickland	G	1960

64

J.J. Dielman	G	2017
Shelley Smith	G	2015
Will Montgomery	C	2014
Philip Blake	C/G	2012
Stanley Daniels	G	2010
Erik Pears	T	2006-08
Lennie Friedman	G	2000-02
Ralph Tamm	G/C	1995-96
Jon Melander	G/T	1993-94
Scott Beavers	G	1990

Billy Bryan	C	1977-88
Harvey Goodman	G	1976
Mike Schmitker	T	1969-74
George Gaiser	G	1968
Sam Brunelli	G	1967
John Hohman	G	1965-66
Bud McFadin	DT	1960-63

65

Ron Leary	G	2017
Louis Vasquez	G	2013-15
Manny Ramirez	C/G	2011-12
Cooper Carlisle	T	2000-06
Gary Zimmerman	T	1993-97
Monte Smith	G	1989
Walt Bowyer	DE	1983-84, '87-88
Glenn Hyde	G	1976-81
LeFrancis Arnold	G/C	1974
Lloyd Voss	T	1972
Jay Bachman	C	1968, '70-71
Walter Highsmith	C	1969
George Tarasovic	DE	1967
Don Shackelford	G	1964
John Denvir	G	1962
Joe Young	E	1960-61

66

Manny Ramirez	C/G	2013-14
Lonie Paxton	LS	2009-11
Tom Nalen	C	1994-2008
Chuck Johnson	T	1992-93
Jim Juriga	T	1988-90
Carlos Scott	C	1987
Scott Garnett	NT	1984
Brisen Manor	DE	1977-83
Jim O'Malley	LB	1973-75
Bill Cottrell	G	1972
Larry Cox	DT	1966-67
John Cash	E	1961-62

67

Sam Brenner	C	2015
Dan Koppen	C	2012
D'Anthony Batiste	T	2010
Kory Lichtensteiger	C	2008
Mark Campbell	DT	1996
Ken Lanier	T	1994
Doug Widell	G	1989-92
John Ayers	G	1987
Dean Miraldi	T	1985
Glenn Hyde	G	1984-85
Keith Uecker	T	1982-83
Steve Schindler	G	1977-78
Carl Schaukowitch	G	1975
George Goeddeke	G	1967-72
Robert McCullough	G	1962-65
Jack Simpson	LB	1961
John Hatley	T	1960

68

Elijah Wilkinson	T	2017
Ryan Harris	T	2015
Zane Beadles	OL	2010-13
Steven Harris	DT	2007
Mario Fatafehi	DT	2003-04
Reggie McElroy	T	1995-96
Russell Freeman	T	1992-94
Crawford Ker	G	1991
Brad Henke	DE	1989
Larry Lee	C	1987
Rubin Carter	DT	1975-86
Larron Jackson	G	1971-74
Steve Alexakos	G	1970
Sam Brunelli	G	1966
Tom Nomina	T	1963-65
Bill Roehnehl	LB	1961-62
Gary Crane	LB	1969
Ron McLean	DL	1967

69

Evan Mathis	G	2015
Eric Olsen	OL	2010
P.J. Alexander	T	2003-05, '07
Michael Moore	G	2001-02
Mark Schlereth	G	1995-2000
Darrell Hamilton	T	1989-91
David Jones	OL	1987
Tony Colorito	NT	1986
Brisen Manor	DE	1984

70

Billy Turner	G	2016
--------------	---	------

BRONCOS ALL-TIME NUMERICAL ROSTER, CONT.

Robert Myers Jr.	G	2015	Frank Atkinson	DE	1964
Vinston Painter	T	2013	Gordon Holz	DT	1960-63
Malik Jackson	DE	2012	75		
Seth Olsen	G	2009	Menelik Watson	T	2017
Montrae Holland	G	2007	Chris Clark	T	2010-14
Tyson Clabo	G	2004	Chris Baker	DL	2009
Trey Teague	T	1998-2001	Adam Meadows	T	2006
Jamie Brown	T	1995-97	Monsanto Pope	DT	2002-05
Brian Sochia	NT/DE	1991-92	Brian Habib	T	1993-97
Dave Studdard	T	1979-88	Rulon Jones	DE	1980-88
Paul Smith	DT	1968-78	Kit Lathrop	DE	1979
Charlie Janerette	DT	1964-65	Bill Bain	T	1976-78
Donald King	E	1960	Ed Smith	DE	1973-75
71			Rick Sharp	T	1972
Donald Stephenson	T	2016-17	Roger Shoals	T	1971
Paul Cornick	T	2014	Rex Mirich	DE	1967-69
Russ Hochstein	OL	2009-11	Eldon Danenhauer	T	1960-65
Chad Mustard	TE/T	2007	76		
Blake Brockermeyer	T	2002-03	Max Garcia	G	2016-17
Melvin Tuten	T	1999-2000	Tyler Polumbus	T	2015
Greg Kragen	NT	1985-93	Marvin Austin Jr.	DT	2014
Jack Peavey	OL	1987	Tony Hills	T	2011
Claudie Minor	T	1974-82	Jamal Williams	NT	2010
Wallace Dickey	T	1968-69	Tyler Polumbus	T	2008-09
Jim Perkins	T	1962-64	Kenard Lang	DE	2006
Art Hauser	T	1961	Broderick Thompson	T	1995-96
Willie Smith	G	1960	Kirk Scraftford	T	1993-94
72			Ken Lanier	T	1981-92
Garett Bolles	T	2017	Tom Neville	T	1978
John Moffitt	G	2013	Randy Moore	DT	1976
Ryan Harris	T	2011	Tom Drougas	T	1974
Herb Taylor	T	2009	Steve Coleman	DE	1974
Pat Murray	G	2008	Tom Domes	DT	1971-72
Isaac Snell	T	2007	Gordon Lambert	LB	1968
George Foster	T	2003-06	Bob Breitenstein	T	1965-67
Brandon Winey	T	2001	Harold Olson	T	1963-64
Ernest Jones	DE	1996-97	Leo T. Reed	T	1961
Keith Kartz	C	1987-94	Jack Mattox	T	1961
Marsharne Graves	C	1984	William Yelverton	E	1960
Don Latimer	DT	1978-83	William Danenhauer	E	1960
Wayne Hammond	DT	1976	77		
Bob Kampa	DT	1974	Billy Turner	G	2016-17
Sam Brunelli	G	1968-71	Darrion Weems	T	2016
Richard Tyson	G	1967	Winston Justice	T	2013
Jerry Sturm	C	1961-66	Brodrick Bunkley	DT	2011
Harold Smith	T	1960	Brandon Gorin	T	2009
73			Dylan Gandy	G	2008
Allen Barbre	G	2017	Larry Birdine	DE	2007
Russell Okung	T	2016	Dwayne Carswell	G	2005
Max Garcia	G	2015	Tony Jones	T	1997-2000
Chris Kuper	T	2006-13	Karl Mecklenburg	LB	1983-94
Cyron Brown	DE	1998-99	Greg Boyd	DE	1980-82
Scott Adams	T	1997	Lyle Alzado	DE	1971-78
Simon Fletcher	LB	1985-95	Alden Roche	DT	1970
Simon Belcher	T	1987	Larry Cox	DT	1968
Shawn Hollingsworth	T	1983	Jim Thompson	T	1965
Kelvin Clark	T	1979-81	Dick Guesman	T/K	1964
Henry Allison	T	1977	Anton Peters	T	1963
Martin Imhof	DE	1976	Jack Mattox	T	1962
Stan Rogers	T	1975	Carl James Larpenrter	G	1960-61
Mike Askea	T	1973	78		
Walter Barnes	DE	1969-71	Ahtyba Rubin	NT	2017
Pat Matson	G	1966-67	Ryan Clady	T	2008-15
Isaac Lassiter	E	1962-64	Matt Lepsis	T	1998-2007
Robert Konovsky	E	1961	Larry Jackson	DE	1995
Gordon Holz	DT	1960	Don Maggs	T	1993-94
74			Archie Harris	OL	1987
Ty Sambrailo	T	2015-16	Winford Hood	G	1986-88
Orlando Franklin	T/G	2011-14	Rich Stachowski	DE	1983
Ryan Harris	T	2007-10	Brian Clark	T	1982
Cornell Green	T	2004-05	Bruce Radford	DE	1979
Ephraim Salaam	T	2002-03	Marv Montgomery	T	1971-76
Evan Pilgrim	OL	1999	Ken Criter	LB	1969-70
Harry Swayne	T	1997-98	Jim White	DE	1976
Bill Schultz	T	1995	Tom Cichowski	DT	1968-69
Harvey Salem	T	1991	Marvin Davis	DT	1966
Bill Lobenstein	DL	1987	Leroy Moore	DE	1964-65
Dan Remsberg	T	1986-87	79		
Winford Hood	G	1984-85	Cyrus Kouandjio	T	2017
Jerry Baker	T	1983	Michael Schofield	T	2014-16
Andy Maurer	T	1977	Marcus Thomas	DL	2007-11
Scott Parrish	OT	1976	Steve Herndon	G	2001-03
Mike Current	T	1967-75	Chris Banks	G	1998-99
Lee Bernet	T	1965-66			

Jumpy Geathers	DT	1996	Dave Washington	TE	1968
Dave Widell	G	1990-94	Ray Jacobs	DT	1963-66
Stefan Humphries		1987-88	Don Joyce	E	1962
Steve Bryan	LB/DE	1987	John Pyeatt	HB	1960
Barney Chavous	DE	1973-85			
Carter Campbell	DE	1971			
John Gonzaga	G	1966			
80			84		
Jake Butt	TE	2017	Isaiah McKenzie	WR	2017
Vernon Davis	TE	2015	Henry Krieger-Coble	TE	2016
James Casey	TE/FB	2015	Mitchell Henry	TE	2015
Julius Thomas	TE	2011-14	Jacob Tamme	TE	2012-14
Rod Smith	WR	1995-2007	Brandon Lloyd	WR	2009-11
Tony Kimbrough	WR	1993-94	Javon Walker	WR	2006-07
Mark Jackson	WR	1986-92	Wesley Duke	TE	2005
Shane Swanson	WR	1987	Shannon Sharpe	TE	1992-99, 2002-03
Ray Alexander	WR	1984	Chris Cole	WR	2000-01
Rick Upchurch	WR	1975-83	Ricky Nattiel	WR	1987-91
Jerry Simmons	WR	1971-74	Clint Sampson	WR	1983-86
Tom Buckman	TE	1969	Vince Kinney	WR	1978-79
Jimmy Jones	WR	1968	John Schultz	WR	1976-77
Dan LaRose	DE	1966	Gene Washington	WR	1973
Ed Cooke	DE	1964-65	Rod Sherman	WR	1972
Ron Nery	E	1963	Mike Haffner	E	1968-70
Tom Rychlec	E	1963	Lou Andrus	LB	1967
81			Jim Franci	E	1966
Owen Daniels	TE	2015	Jim Thibert	LB	1965
Joel Dressen	TE	2012-13	Matt Snorton	TE	1964
Dante Rosario	TE	2011	Jack Hill	HB	1961
Richard Quinn	TE	2009-10	Albert Day	T	1960
Nate Jackson	TE	2007-08			
Charlie Adams	WR	2004-06	85		
Chris Cole	WR	2003	Virgil Green	TE	2011-17
Keith Poole	WR	2001	Daniel Coats	TE	2010
Scottie Montgomery	WR	2000	Chad Mustard	TE/T	2006-08
Andre Cooper	WR	1999-2000	Ashley Lelie	WR	2002-05
Patrick Jeffers	WR	1997	Phil McGeoghan	WR	2001
Todd Kinchen	WR	1996	Eddie Kennison	WR	2001
Mike Pritchard	WR	1994-95	Chafie Fields	WR	2000
Barry Rose	WR	1993	Robert Brooks	WR	2000
Kitrick Taylor	WR	1993	Chris Doering	WR	1999
Shannon Sharpe	WR	1990-91	Willie Green	WR	1997-98
Steve Watson	WR	1979-87	Jeff Wilner	TE	1995
Bob Adams	TE	1975	Derek Russell	WR	1991-94
Billy Masters	TE	1970-74	Tim Stallworth	WR	1990
Dave Washington	TE	1968	Chris Woods	WR	1989
Max Leetzow	DE	1965-66	Rick Massie	WR	1987-88
Bill Jessup	E	1960	Joey Hackett	TE	1986
82			Mike Barber	TE	1985
Jeff Heuerman	TE	2015-17	Don Summers	TE	1984-85
Dan Gronkowski	TE	2010	Ron Egloff	TE	1977-83
Darrell Jackson	WR	2008	John Mosier	TE	1971
Stephen Alexander	TE	2005-07	Tom Beer	TE	1967-69
Adrian Madise	WR	2003-04	Larry Jordan	LB	1962
Kevin Kasper	WR	2001-02	James Greer	E	1960
Billy Miller	WR/TE	1999-2000	86		
Marcus Nash	WR	1998-99	Austin Traylor	TE	2017
David Gamble	WR	1997	John Phillips	TE	2016
Patrick Jeffers	WR	1996	Dominique Jones	TE	2014
Vance Johnson	WR	1985-93, '95	Daniel Fells	TE	2011
Tony Kimbrough	WR	1993	Edell Shepherd	WR	2008
Laron Brown	WR	1987	Brian Clark	WR	2007
Zach Thomas	WR	1983-84	Patrick Hape	TE	2001-04
Orlando McDaniel	WR	1982	Byron Chamberlain	TE	1995-2000
Larry Brunson	WR	1980	Jeff Campbell	WR	1994
Jack Dolbin	WR	1975-79	Arthur Marshall	WR	1992-93
Otto Stowe	WR	1974	Barry Johnson	WR	1991
Dwight Harrison	WR	1971-72	Chris Verhulst	TE	1990
Dave Pivec	TE	1969	Pat Kelly	TE	1988
Robert Scarpitto	WR/P	1962-67	Mitch Andrews	TE	1987
83			Butch Johnson	WR	1984-85
Matt LaCosse	TE	2017	Dean Barnett	TE	1983
A.J. Derby	TE	2016-17	Emery Moorehead	WR	1980
Wes Welker	WR	2013-14	John Schultz	WR	1978
Mike Leach	TE/LS	2003-08	Marv Frazier	WR	1973-75
Scottie Montgomery	WR	2001-02	Jim Krieg	WR	1972
Travis McGriff	WR	1999-2001	Jerry Hendren	WR	1970
Justin Armour	WR	1998	Bobby Moten	TE	1968
Willie "Flipper" Anderson	WR	1997	Stan Fanning	DE	1964
Anthony Miller	WR	1994-96	Don Carothers	E	1960
Melvin Bonner	WR	1993			
Michael Young	WR	1989-92	87		
Sam Graddy	WR	1987-88	Jordan Taylor	WR	2016-17
Rick Massie	WR	1987	Eric Decker	WR	2010-13
John Sawyer	TE	1983-84	Jeb Putzier	TE	2008
Wade Manning	WR	1981-82	David Kircus	WR	2006
Jim Whalen	TE	1970-71	Ed McCaffrey	WR	1995-2003
			Cedric Tillman	WR	1992-94
			Paul Green	TE	1989
			Pat Kelly	TE	1989
			Jason Johnson	WR	1988
			Bobby Micho	RB	1986-87

BRONCOS ALL-TIME NUMERICAL ROSTER, CONT.

James Wright	TE	1980-85	94	Domata Peko Sr.	NT	2017
Bill Larson	TE	1980		DeMarcus Ware	DE/OLB	2014-16
Bob Moore	TE	1978		Terrance Knighton	DT	2013
Boyd Brown	TE	1974-76		Ty Warren	DT	2011-12
John Hoffman	DE	1972		Louis Leonard	DL	2010
Rich Jackson	DE	1967-72		Jarvis Moss	OLB/DE	2007-10
Lionel Taylor	E	1960-66		Luther Elliss	DT	2004
88				Luis Almanzar	DT	2003
Demaryius Thomas	WR	2010-17		Lional Dalton	DT	2002
Tony Scheffler	TE	2006-09		Leon Lett	DT	2001
Jeb Putzier	TE	2002-05		Keith Traylor	DT	1997-2000
Desmond Clark	TE	1999-2001		Jeff Robinson	DE	1993-96
Sir Mawn Wilson	WR	1997		Jim Szymanski	DE	1991-92
Mike Sherrard	WR	1996	95			
Jerry Evans	TE	1993-95		Derek Wolfe	DE	2012-17
Russell Payne	TE	1987		Derrick Harvey	DE	2011
Clarence Kay	TE	1984-91		Darrell Reid	OLB/DE	2009
Riley Odoms	TE	1972-83		Josh Shaw	DT	2008
Al Denson	FL	1964-70		Sam Adams	DT	2007
Eugene Prebola	E	1961-63		Marco Coleman	DE	2005
Pat Epperson	E	1960		Anton Palepoi	DE	2004
89				Kavika Pittman	DE	2000-02
Richard Gordon	TE	2015		Paul Grasmanis	DT	1999
Daniel Graham	TE	2007-10		Marvin Washington	DE	1998
Nate Jackson	TE	2005-06		Michael Dean Perry	DT	1995-97
Dwayne Carswell	TE	1994-2004		Alphonso Taylor	DT	1993
Reggie Johnson	TE	1991-93		Jeroy Robinson	LB	1990
Kerry Locklin	TE	1987		Steve Bryan	LB/DE	1987-88
Orson Mobley	TE	1986-90		Tim Joiner	LB	1987
Keli McGregor	TE	1985	96			
Dave Logan	WR	1984		Shelby Harris	DE	2017
Clay Brown	TE	1983		Vance Walker	DE	2015-16
Gordon Bowdell	WR	1971		Mitch Unrein	DT	2011-14
John Embree	WR	1969-70		Tim Crowder	DE	2007-08
Andre White	TE	1967		Michael Myers	DT	2005-06
Max Wettstein	E	1966		Dorsett Davis	DE	2002-04
Gary Henson	E	1964		Harald Hasselbach	DE	1994-2000
Bill Groman	HB	1963		Kenny Walker	DE	1991-92
Kenneth Carpenter	E	1960		Jake McCullough	DE	1989-90
90			97			
Kyle Peko	NT	2016-17		Billy Winn	DE	2016-17
Antonio Smith	DE	2015		Malik Jackson	DE	2013-15
Shaun Phillips	DE	2013		Justin Bannan	DL	2010, '12
Jason Hunter	DE	2011-12		Le Kevin Smith	DL	2009
David Veikune	LB/DE	2010		Boss Bailey	LB	2008
Kenny Peterson	DL	2006; '08-09		Kenny Peterson	DE	2007
Paul Carrington	DE	2007		Simeon Rice	DE	2007
Darius Holland	DT	2003-04		Demetris Veal	DT	2004-06
Jerry Johnson	DE	2000-01		Keith Washington	DE	2001-02
Neil Smith	DE	1997-99		Mike Lodish	DE	1995-2000
Dan Williams	DE	1993-96		Darren Dроздов	DT	1993-94
Ron Holmes	DE	1989-92		Karl Mecklenburg*	LB	1992
Freddie Gilbert	DE	1986-88		Bruce Klostermann	LB	1987-89
91				*wore #97 for one game: at Los Angeles (11/22/92)		
Edehali, Kasim	OLB	2017	98			
Robert Ayers	DE	2011-13		Tyrique Jarrett	NT	2017
Ronald Fields	DL	2009-10		Darius Kilgo	NT	2015-16
Ebenezer Ekuban	DE	2005-08		Terrance Knighton	DT	2014
Chester McGlockton	DT	2001-02		Sione Fua	DT	2013
Alfred Williams	DE	1996-99		Sealver Siliga	DT	2012
Troy Wilson	DE	1995		Ryan McBean	DL	2009-11
Willie Oshodin	DE	1992-95		Josh Mallard	DT	2007
Warren Powers	DE	1989-91		Courtney Brown	DE	2005-06
Jeff Tupper	DL	1987		Reggie Hayward	DE	2001-04
92				Maa Tanuvasa	DT/DE	1995-2000
Zach Kerr	DE	2017		Ted Washington	NT	1994
Sylvester Williams	NT	2013-16		Ricky Hunley	LB	1984-87
Elvis Dumervil	LB/DE	2006-12	99			
Marco Coleman	DE	2004		Adam Gotsis	DE	2016-17
Bertrand Berry	DE	2001-03		Kevin Vickerson	DL	2010-13
Lester Archambeau	DE	2000		Vonnice Holliday	DT	2009
Dave Wyman	LB	1994-95		Alvin McKinley	DT	2007
Ron Geater	DE	1992		Raylee Johnson	DT	2007
Alphonso Carreker	DE	1989, '91		Daryl Gardener	DT	2003
93				Montae Reagor	DE	1999-2002
Jared Crick	DE	2016-17		Seth Joyner	LB	1998
Quanterus Smith	DE	2014		David Richie	DT	1997
Nic Clemons	DT	2008		Shane Dronett	DT	1992-95
Antwon Burton	DT	2006-07		David Galloway	DE	1990
Trevor Pryce	DE/DT	1997-2005		Shawn Knight	NT	1988
James Jones	DE	1995		Ray Woodard	DE	1987
Ronnie Haliburton	LB	1990-92				

BRONCOS ALL-TIME PRACTICE SQUAD ROSTER

List includes players who spent time on the practice/developmental squad since its creation in 1989.

Key: *Made team's 53-man roster during a season; **Became a starter for the Broncos; †Made at least one Pro Bowl with the Broncos; **Current players.**

BY NAME		
A		
Joe Abdullah	RB	Pacific 1997
Charlie Adams**	WR	Hofstra 2002-03
Jeremy Akers	G	Notre Dame 1999
Curtis Alexander	RB	Alabama 1998
Kevin Alexander*	LB	Clemson 2010
Luis Almanzar*	DT	Southwest Missouri St. 2003
Zaire Anderson**	LB	Nebraska 2015
Mark Asper*	T	Oregon 2014
Matthias Askew*	DT	Michigan State 2008
B		
Jamie Baisley	LB	Indiana 2000
Edwin Baker	RB	Michigan State 2013
Lance Ball*	RB	Maryland 2009-10
Chris Banks**	G	Kansas 1997
Josh Barrett**	S	Arizona State 2008
Shaquil Barrett**	LB	Colorado State 2014
D'Anthony Batiste*	T	Louisiana-Lafayette 2009
Steve Baylark	RB	Massachusetts 2008
Jeremy Beal	DE	Oklahoma 2011
Santonio Beard	RB	Alabama 2004
Scott Beavers*	OL	Georgia Tech 1990
Joshua Bell**	CB	Baylor 2008
Thump Belton	FB	Syracuse 2006
Kapri Bibbs*	RB	Colorado State 2014-15
Randy Bierman	OL	Illinois 1997
Jon Blackman	T	Purdue 2000
Jamie Blatnick	DE	Oklahoma State 2012
Cory Boyd*	RB	South Carolina 2008
John Boyett	S	Oregon 2013-14
Paul Boyette	DT	Texas 2017
Michael Bozeman	DT	Mississippi 2007
Ronnie Bradford*	CB	Colorado 1993
Marquez Branson	TE	Central Arkansas 2009
Carlton Brewster	WR	Ferris State 2007
Dyral Briggs*	LB	Bowling Green 2010
Kris Briggs	RB	Southern Methodist 2004
Zac Brooks	RB	Clemson 2016
Andre Brown*	RB	North Carolina State 2010
Cyrion Brown*	DT	Western Illinois 2001
DeAuntae Brown	CB	Central State (Ohio) 2000
Greg Brown	S	Texas 2001
Jonathan Brown	DE	Tennessee 1999
Keith Brown	RB	UCLA 2000
Titus Brown	LB	Mississippi State 2010
Josh Buhl	LB	Kansas State 2005
Chad Bumphis	WR	Mississippi State 2013
Joe Burch*	C	Texas Southern 1994
Bryce Burnett	TE	San Jose State 1995
Isaiah Burse*	WR	Fresno State 2014
Antwon Burton*	DT	Temple 2006-07
Josh Bush**	S	Wake Forest 2014
Hillary Butler	LB	Washington 1997-98
Mario Butler	CB	Georgia Tech 2012
Jeff Byers*	OL	Southern California 2010
C		
Steve Cargile*	S	Columbia 2006-07
Tony Carter**	CB	Florida State 2009, '11-12
Dwayne Carswell**	TE	Liberty 1994
Byron Chamberlain*	TE	Wayne State 1995
Tyson Clabo*	G	Wake Forest 2004
Brian Clark*	WR	North Carolina State 2006
Darius Clark*	S	Duke 2000-01
Reshard Clift	LB	South Florida 2016
Cedric Cobbs*	RB	Arkansas 2005
George Coghill**	S	Wake Forest 1997
Deandre Coleman	DE	California 2015
KaRon Coleman*	RB	Stephen F. Austin 1990
Andre Cooper**	WR	Florida State 1998
Paul Cornick	T	North Dakota State 2012-13
Curme Cox**	S	Maryland 2004-05
River Cracraft	WR	Washington State 2017
Romar Crenshaw	WR	S.E. Oklahoma State 2004
D		
Stanley Daniels**	G	Washington 2010
Britt Davis*	WR	Northern Illinois 2010
C.J. Davis*	C/G	Pittsburgh 2012
Hail Davis*	DE	Louisiana-Lafayette 2013
Dillon Day*	OL	Mississippi State 2015-17
Reese Dismukes	C	Auburn 2016

David Diaz-Infante**	C/G	San Jose State	1995
Matt Dominguez*	WR/TE	Sam Houston State	2001
Vontarius Dora*	OLB	Louisiana Tech	2016
Lionel Dotson	DL	Arizona	2010
Dominic Douglas	LB	Mississippi State	2010
Kevin Drake	WR	Alabama-Birmingham	2000
Wesley Duke*	TE	Mercer	2005
Zac Dysert*	QB	Miami (Ohio)	2014
E			
Nick Eason	DT	Clemson	2004
Lonnie Edwards	G	Texas Tech	2012
Jamal Ellis	CB	Duke	1995-96
Mitch Erickson	G	South Dakota State	2008-09
Paul Ernster	K/P	Northern Arizona	2005
Greg Eslinger*	C	Minnesota	2007-08
Blake Ezor*	RB	Michigan State	1990
F			
John Feugill	T	Maryland	2000-01
Mark Fenton	G	Colorado	2007
Dan Finn	G	Northern Arizona	1998
Mark Flythe	DE	Penn State	1992
John Paul Foschi	TE	Georgia Tech	2004
Jayson Foster	WR	Georgia Southern	2008
Bennie Fowler**	WR	Michigan State	2014
Mose Frazier	WR	Memphis	2016
G			
Tom Gallagher	OL	Washington	1994
David Gamble*	WR	New Hampshire	1997
Jerrol Garcia-Williams*	LB	Hawaii 2017	
Ben Garland*	DT/G	Air Force	2012-13
George Gause	DE	South Carolina	2016
Quentin Gause*	LB	Rutgers	1992
Ron Geater*	NT	Iowa	1992
Riar Geer	TE	Colorado	2010
Don Gibson	NT	USC	1991
Blake Gideon	S	Texas	2012
Cory Gilliard	S	Ball State	1997
D'Andre Goodwin*	WR	Washington	2011
Amon Gordon**	DT	Stanford	2006
Adam Grant	T	Arizona	2011-12
Bucky Greeley	C	Penn State	1996
Louis Green*	LB	Alcorn State	2003-04
Paul Green*	TE	USC	1989
Reggie Green	G	Florida	1996
H			
Darrell Hackney*	QB	Alabama-Birmingham	2007-08
Jon Halapio	G	Florida	2014
Andre Hall**	RB	South Florida	2006
Bruce Hall	RB	Mississippi	2010
Ken Hall	T	Fresno State	1994
Ricky Hall	WR	Virginia Tech	2001
Darrell Hamilton**	T	North Carolina	1989
Olaf Hampel	OL	No college	1993
Ataf Harris	WR	Cal State Northridge	2003
Steven Harris*	DT	Florida	2007-08
Herb Haygood*	WR	Michigan State	2002
Pat Henegarty	QB	Texas-El Paso	1989
Brad Henke*	NT	Arizona	1989
Kelly Herndon**	CB	Toledo	2001
Steve Herndon**	G	Georgia	2000
Chris Howard	RB	Michigan	1998
Rob Hunt	C/G	North Dakota State	2005-06
Robert Hunt	G/T	Virginia	1999
Michael Hunter*	CB	Oklahoma State 2017	
I			
Duke Ihenacho**	S	San Jose State	2012
Gabe Ikard	OL	Oklahoma	2017
Cornelius Ingram	TE	Florida	2011-12
Iosia Iosia	DL	West Texas A&M	2016
J			
Corey Jackson	DE	Nevada	2005
Larry Jackson*	DE	Texas A&M	1995
Nate Jackson**	TE/WR	Menlo College	2003
Tyrique Jarrett*	NT	Pittsburgh	2017
Shane Jasper	LB	UCLA	1995
Cameron Jefferson	T	Arkansas	2015
Barry Johnson*	WR	Maryland	1991
D.J. Johnson	DB	Jackson State	2009
Jeremiah Johnson*	RB	Oregon	2010-12
Jim Johnson	T	Michigan State	1992

Kyle Johnson**	FB	Syracuse	2003
Chris Jones	S	Clemson	1999
Dominique Jones*	TE	Shepherd	2014
John Jones	G	Kansas	1996
K			
John Kacherski*	LB	Ohio State	1992
Doug Karczewski	G	Virginia	1999
Nick Kasa	TE	Colorado	2015
Braxton Kelley	ILB	Kentucky	2009
Tavaras King	WR	Georgia	2013
Kliff Kingsbury	QB	Texas Tech	2005
Kyle Kragen	ILB	California	2016
Henry Krieger-Coble*	TE	Iowa	2016
L			
Jordan Leslie	WR	Brigham Young	2017
Michael Lies	T	Kansas	2001
Dan Light	TE	Fordham	2015
DeMarcus Love	T	Arkansas	2014
Arthur Lynch	TE	Georgia	2015
M			
Stanley Maponga	OLB	TCU	2017
Brandon Marshall**	LB	Nevada	2013
Glenn Martinez**	WR	Saginaw Valley State	2007
Danny Mason	OLB	Texas A&M-Commerce	2015
Matt Mauck*	QB	Louisiana State	2004
Grant Mattos	WR	Southern California	2004
Villami Maumau*	DT	Colorado	1998-99
Ryan McBean**	DL	Oklahoma State	2008
Ryan McCoy	LB	Houston	1994
Kyle McCarthy*	S	Notre Dame	2010-11
Paris McCurdy	LB	Ball State	1990
Marquay McDaniel	WR	Hampton	2007
Kevin McDermott	LS	UCLA	2014
Phil McGeoghan*	WR	Maine	2001
Brandon McManus*	K	Temple	2014
Bryant McNeal	DE	Clemson	2004
Douglass McNeil	WR	Bowie State	2014
Jeff Mickel	OL	Eastern Washington	1989
Billy Miller*	WR/TE	Southern California	1999
Ryan Miller	G	Colorado	2014
Brandon Minor	RB	Michigan	2010
Brandon Miree	RB	Pittsburgh	2005
Mike Mohamed*	LB	California	2011-12
Scottie Montgomery*	WR	Duke	2000-01
Brandon Moore	DE	Texas	2013
Jason Moore*	S	San Diego State	1999
Jordan Moore	S	Texas-San Antonio	2017
Shawn Moore*	QB	Virginia	1991
Rashod Moulton	CB	Fort Valley State	2008-09
Deontrez Mount*	OLB	Louisville	2017
Ryan Murphy	S	Oregon State	2015-16
Justin Murray	T	Cincinnati	2016
Mark Murray*	LB	Florida	1991
Chris Myers**	C/G	Miami (Fla.)	2005
N			
John Nalbome	TE	Monmouth	2010-11
Tom Nalen**†	C	Boston College	1994
Damien Nash*	RB	Missouri	2006
Chuka Ndulue	DE	Oklahoma	2015
Doug Nienhuis	T	Oregon State	2006
Taurean Nixon*	CB	Tulane	2015-16
Tori Noel	S	Tennessee	1998
O			
Xavier Omon	RB	Northwest Missouri St.	2011
Greg Orton	WR	Purdue	2012
Scott Osborne	TE	William & Mary	2001
Willie Oshodin**	DE	Villanova	1992
P			
Vinston Painter*	T	Virginia Tech	2013-14
Nathan Palmer*	WR	Northern Illinois	2013-14
Matt Paradis**	C	Boise State	2014
Brian Parker	TE	Albany	2017
Brent Parkinson	OL	USC	1991
Preston Parsons	QB	Northern Arizona	2006
Tim Patrick	WR	Utah	2017
Erik Pears**	T	Colorado State	2005
Everette Pedescleaux	DL	Northern Iowa	2009
Kyle Peko*	NT	Oregon State	2016-17
Nick Pop*	S	Indiana	2010
P.J. Pope**	RB	Bowling Green State	2008
Jeremiah Poutasi	T	Utah	2017
Carlton Powell	DL	Virginia Tech	2009
Marcus Price	T	Louisiana State	1996
Greg Primus	WR	Colorado State	1993
R			
Travis Raciti	DL	San Jose State	2016
Kalif Raymond*	WR	Holy Cross	2016

Marcus Rios*	CB	UCLA	2017
Lee Robinson*	LB	Alcorn State	2010
Antwaun Rogers	CB	Purdue	2005
Roderick Rogers**	S	Wisconsin	2007-08
D.J. Renteria	DT	New Mexico	2004
Chase Raynock	T	Montana	2000
Bert Reed	WR	Florida State	2012
Frank Rice	WR	Colorado State	2002
Eron Riley	WR	Duke	2010-11
Gerald Rivers	DE	Mississippi	2014
Kyle Roberts	T	Nevada	2015
Gerrell Robinson	TE	Arizona State	2013-14
Barry Rose*	WR	Wisc.-Stevens Point	1993
Glenn Rountree	G	Clemson	1999
Marcus Rush	LB	Michigan State	2017
S			
Blaine Saipaia	C	Colorado State	2003
Ron Sancho	LB	Louisiana State	1989
Cecil Sapp**	RB	Colorado State	2003-04
Quentin Saulsberry	C	Mississippi State	2012
Steven Scheu	TE	Vanderbilt	2016
Jason Scukanec	C	Brigham Young	2002
Josh Sewell	C/G	Nebraska	2006
Hunter Sharp*	WR	Utah State	2016-17
Jeff Shoate*	CB	San Diego State	2006
Sealver Siliga*	DT	Utah	2011-12
Rod Smith**†	WR	Missouri Southern	1994
Kevin Snyder*	LB	Rutgers	2016-17
Donnie Spragan**	LB	Stanford	2001
Tim Stallworth	WR	Washington State	1990
Jeff Stehle	DL	Wisconsin	2010
Jeremy Stewart*	RB	Stanford	2014
Deon Strother*	RB	USC	1994
John Sullins*	LB	Alabama	1992
Jason Suttle*	CB	Wisconsin	1999-2000
Justin Swift	TE	Kansas State	1999
Jashon Sykes**	LB	Colorado	2002
T			
Willi Ta'ufu'ou	FB	California	2011
Maa Tanuvasa**	DL	Hawaii	1995
Jordan Taylor**	WR	Rice	2015
Cedric Tillman**	WR	Alcorn State	1992
Dymonte Thomas*	S	Michigan	2017
Jaustin Thomas	DE	Iowa State	2017
Mark Thomas	TE	North Carolina State	2001
Marvin Thomas	DE	Memphis	1998
Juwan Thompson**	RB	Duke	2016
Zach Thompson	DE	Wake Forest	2014
Tim Toone	WR	Weber State	2011
Austin Traylor**	TE	Wisconsin	2016-17
Wayne Tribune	G	Temple	2012
Brad Trout	S	Valdosta State	1999
U			
George Uko	DE	Southern California	2015
Mitch Unrein**	DL	Wyoming	2010
Chad Upshaw	TE	Buffalo	2007
V			
Bradlee Van Pelt*	QB	Colorado State	2004
Cameron Vaughn	LB	Louisiana State	2006
Tony Veland*	S	Nebraska	1996
W			
Larry Wallace	WR	USC	1996
Cliff Washburn	T	The Citadel	2007
Edwin Watson	RB	Purdue	1999
Terrell Watson	RB	Azusa Pacific	2016
Chris Watton	G	Baylor	2002-03
Jason Watts	C	Kentucky	1999
Adam Weber	QB	Minnesota	2011
Darrion Weems	T	Oregon	2012
Austin Wheatley	TE	Iowa	2001
Paul Wiggins	T	Oregon	1999
Elijah Wilkinson*	T	Massachusetts	2017
Brandon Williams	CB	Michigan	2003
Clarence Williams	TE	Washington State	1993
Jonathan Williams	RB	Arkansas	2017
Kevin Williams	RB	UCLA	1993
Wayne Williams	RB	Florida	1989
Worrell Williams	LB	California	2010
Matthew Willis**	WR	UCLA	2008-09
Greg Wilson	WR	Fordham	2013
Sir Mawn Wilson*	WR	Syracuse	1997
Travis Wilson	WR	Oklahoma	2008
Y			
Phil Yeboah-Kodie	LB	Penn State	1996
John Youboty	DE	Johns	2013
Chris Young*	S	Georgia Tech	2002

BY YEAR		
1989		
Paul Green*	TE	USC
Darrell Hamilton	T	North Carolina
Pat Hegarty	QB	Texas-El Paso
Brad Henke	NT	Arizona
Jeff Mickel	OL	Eastern Washington
Ron Sancho	LB	Louisiana State
Wayne Williams	RB	Florida
1990		
Scott Beavers*	OL	Georgia Tech
Blake Ezor	RB	Michigan State
Paris McCurdy	LB	Ball State
Tim Stallworth*	WR	Washington State
1991		
Don Gibson	NT	USC
Barry Johnson*	WR	Maryland
Shawn Moore*	QB	Virginia
Mark Murray	T	Florida
Brent Parkinson	OL	USC
1992		
Mark Flythe	DE	Penn State
Ron Geater*	NT	Iowa
Jim Johnson	T	Michigan State
John Kacherski*	LB	Ohio State
Willie Oshodin*	DE	Villanova
John Sullins*	LB	Alabama
Cedric Tillman**	WR	Alcorn State
1993		
Ronnie Bradford**	CB	Colorado
Olaf Hampel	WR	No college
Greg Primus	WR	Colorado State
Barry Rose*	WR	Wisconsin-Stevens Point
Clarence Williams	TE	Washington State
Kevin Williams	RB	UCLA
1994		
Joe Burch*	C	Texas Southern
Dwayne Carswell**†	TE	Liberty
Tom Gallagher	OL	Washington
Ken Hall	CB	Fresno State
Ryan McCoy	LB	Houston
Tom Nalen**†	C	Boston College
Rod Smith**†	WR	Missouri Southern
Deon Strother*	RB	Southern California
1995		
Bryce Burnett	TE	San Jose State
Byron Chamberlain*	TE	Wayne State
David Diaz-Infante**	C/G	San Jose State
Jamal Ellis	CB	Duke
Larry Jackson*	DE	Texas A&M
Shane Jasper	LB	UCLA
Maa Tanuvasa*	DL	Hawaii
Phil Yeboah-Kodie	LB	Penn State
1996		
Joe Abdullah	RB	Pacific
Jamal Ellis	CB	Duke
Bucky Greeley	C	Penn State
Reggie Green	G	Florida
John Jones	T	Kansas
Marcus Price	S	Louisiana State
Tony Veland*	S	Nebraska
Larry Wallace	WR	USC
1997		
Chris Banks**	G	Kansas
Randy Bierman	LB	Illinois
Hillary Butler	OL	Washington
George Coghill**	S	Wake Forest
David Gamble*	WR	New Hampshire
Cory Gilliard	S	Ball State
Sir Mawn Wilson*	WR	Syracuse
1998		
Curtis Alexander	RB	Alabama
Hillary Butler	LB	Washington
Andre Cooper**	WR	Florida State
Dan Finn	RB	Northern Arizona
Chris Howard	G	Michigan
Viliami Maumau*	OT	Colorado
Tori Noel	S	Tennessee
Marvin Thomas	DE	Memphis
1999		
Jeremy Akers	G	Notre Dame
Jonathan Brown	DE	Tennessee
Robert Hunt	G/T	Virginia
Chris Jones	S	Clemson
Doug Karczewski	G	Virginia
Viliami Maumau*	DT	Colorado
Billy Miller	WR/TE	USC
Jason Moore*	G	San Diego State
Glenn Rountree	G	Clemson
Jason Suttle	CB	Wisconsin
Justin Swift	TE	Kansas State
Brad Trout	TE	Valdosta State
Edwin Watson	RB	Purdue
Jason Watts	C	Kentucky
Paul Wiggins	T	Oregon

2000		
Jamie Baisley	LB	Indiana
Jon Blackman	T	Purdue
DeAuntae Brown	CB	Central State (Ohio)
Keith Brown	RB	UCLA
Darius Clark*	S	Duke
KaRon Coleman*	RB	Stephen F. Austin
Kevin Drake	WR	Alabama-Birmingham
John Feigull	T	Maryland
Steve Herndon**	G	Georgia
Scottie Montgomery*	WR	Duke
Jason Suttle	CB	Wisconsin
2001		
Cyrus Brown*	DT	Western Illinois
Greg Brown	T	Texas
Darius Clark*	S	Duke
Matt Dominguez*	WR/TE	Sam Houston State
John Feigull	T	Maryland
Ricky Hall	WR	Virginia Tech
Kelly Herndon**	CB	Toledo
Michael Lies	T	Kansas
Phil McGeoghan*	WR	Maine
Scottie Montgomery*	WR	Duke
Scott Osborne	TE	William & Mary
Donnie Spragan**	LB	Stanford
Mark Thomas	TE	North Carolina State
Austin Wheatley	TE	Iowa
2002		
Charlie Adams**	WR	Hofstra
Herb Haygood*	WR	Michigan State
Frank Rice	WR	Colorado State
Jason Scukanec	C	Brigham Young
Jashon Sykes**	LB	Colorado
Chris Watton	G	Baylor
Chris Young*	S	Georgia Tech
2003		
Charlie Adams**	WR	Hofstra
Luis Almanzar*	WR	Southwest Missouri St.
Louis Green*	LB	Alcorn State
Atnai Harris	WR	Cal State Northridge
Nate Jackson**	WR	Menlo College
Kyle Johnson**	FB	Syracuse
Blaine Saipaia	C	Colorado State
Cecil Sapp*	CB	Colorado State
Chris Watton	G	Baylor
Brandon Williams	CB	Michigan
2004		
Santopio Beard	RB	Alabama
Kris Brabo	RB	Southern Methodist
Tyson Clabo*	G	Wake Forest
Curome Cox**	CB	Maryland
Romar Greenshaw	WR	S.E. Oklahoma State
Nick Eason	DT	Clemson
John Paul Foschi	LB	Georgia Tech
Louis Green*	LB	Alcorn State
Grant Mattos	WR	Southern California
Matt Mauck*	QB	Louisiana State
Bryant McNeal	DE	Clemson
D.J. Renteria	DE	New Mexico
Cecil Sapp**	RB	Colorado State
Josh Sewell	C/G	Nebraska
Bradlee Van Pelt*	QB	Colorado State
2005		
Josh Buhl	LB	Kansas State
Cedric Cobbs*	RB	Arkansas
Curome Cox**	S	Maryland
Wesley Duke	TE	Mercer
Paul Ernster*	T/P	Northern Arizona
George Gause	DE	South Carolina
Rob Hunt	C/G	North Dakota State
Corey Jackson	DE	Nevada
Kliff Kingsbury	QB	Texas Tech
Brandon Miree	CB	Pittsburgh
Chris Myers**	C/G	Miami (Fla.)
Erik Pears**	CB	Colorado State
Antwaun Rogers	CB	Purdue
2006		
Thump Belton	FB	Syracuse
Antwon Burton*	DT	Temple
Steve Cargile*	S	Columbia
Brian Clark*	WR	North Carolina State
Amon Gordon**	DT	Stanford
Andre Hall**	RB	South Florida
Rob Hunt	G/C	North Dakota State
Damien Nash*	RB	Missouri
Doug Nienhuis	DE	Oregon State
Preston Parsons	QB	Northern Arizona
Jeff Shoate*	CB	San Diego State
Cameron Vaughn	LB	Louisiana State
2007		
Michael Bozeman	DT	Mississippi
Carlton Brewster	WR	Ferris State
Antwon Burton*	DT	Temple
Steve Cargile*	S	Columbia
Greg Esslinger*	G	Minnesota
Mark Fenton	QB	Colorado
Darrell Hackney*	QB	Alabama-Birmingham
Steven Harris*	DT	Florida
Glenn Martinez**	WR	Saginaw Valley State
Marquay McDaniel	WR	Hampton

ALL-TIME PRACTICE SQUAD ROSTER, BY YEAR, CONT.

Roderick Rogers**	S	Wisconsin	Hall Davis	DE	Louisiana-Lafayette
Chad Upshaw	T	Buffalo	Ben Garland*	WR	Air Force
Cliff Washburn	T	The Citadel	Tavarres King*	LB	Georgia
	2008		Brandon Marshall**	DE	Nevada
Matthias Askew*	DT	Michigan State	Brandon Moore	DE	Texas
Josh Barrett*	S	Arizona State	Vinston Painter*	T	Virginia Tech
Steve Baylark	RB	Massachusetts	Nathan Palmer*	WR	Northern Illinois
Joshua Bell	RB	South Carolina	Gerrell Robinson	WR	Arizona State
Cory Boyd*	RB	South Carolina	Greg Wynn	DE	Fordham
Mitch Erickson	G	South Dakota State	John Youboty	DE	Temple
Greg Eslinger*	C	Minnesota		2014	
Jayson Foster	WR	Georgia Southern	Mark Asper	T	Oregon
Darrell Hackney*	QB	Alabama-Birmingham	Shaquil Barrett**	LB	Colorado State
Steven Harris	DT	Florida	Kapri Bibbs*	RB	Colorado State
Ryan McBean**	DT	Oklahoma State	John Boyett	RB	Oregon
Rashod Moulton	CB	Fort Valley State	Isiah Burett	WR	Fresno State
P.J. Pope**	RB	Bowling Green State	Josh Bush**	S	Wake Forest
Roderick Rogers**	S	Wisconsin	Zac Dysert*	QB	Miami (Ohio)
Matthew Willis*	WR	UCLA	Bernnie Fowler**	WR	Michigan State
Travis Wilson*	WR	Oklahoma	Jon Halapio	G	Florida
	2009		Dominique Jones*	TE	Shepherd
Lance Ball*	RB	Maryland	DeMarcus Love	T	Arkansas
D'Anthony Batiste*	TE	Louisiana-Lafayette	Kevin McDermott	LS	UCLA
Marquez Branson	TE	Central Arkansas	Brandon McManus*	K	Temple
Tony Carter*	CB	Florida State	Douglas McNeil	WR	Boyle State
Mitch Erickson	G	South Dakota State	Vinston Painter*	T	Colorado
D.J. Johnson	DB	Jackson State	Nathan Palmer*	WR	Virginia Tech
Braxton Kelley	ILB	Kentucky	Matt Paradis**	DE	Northern Illinois
Rashod Moulton	CB	Fort Valley State	Gerald Rivers	C	Boise State
Everette Pedescleaux	DL	Northern Iowa	Gerrell Robinson	DE	Mississippi
Carlton Powell	RB	Virginia Tech	Jeremy Stewart*	TE	Arizona State
Darius Walker	RB	Notre Dame	Zach Thompson	DE	Stanford
Matthew Willis**	WR	UCLA		2015	
	2010		Zaire Anderson**	LB	Nebraska
Kevin Alexander*	LB	Clemson	Kapri Bibbs*	RB	Colorado State
Lance Ball	LB	Maryland	Camron Coleman	DE	California
Dyral Briggs*	RB	Bowling Green	Dillon Day	DE	Mississippi State
Titus Brown	LB	Mississippi State	Cameron Jefferson	T	Arkansas
Jeff Byers*	OL	Southern California	Antonio Johnson	T	Mississippi State
Stanley Daniels**	G	Washington	Nick Kasa	TE	Colorado
Britt Davis*	TE	Northern Illinois	Dan Light	TE	Fordham
Lionel Dotson	DL	Arizona	Arthur Lynch	TE	Georgia
Dominic Douglas	LB	Mississippi State	Danny Mason	OLB	Texas A&M-Commerce
Riar Greer	TE	Colorado	Ryan Murphy	S	Oregon State
Bruce Hall	RB	Mississippi State	Chuka Ndulue	DE	Oklahoma
Jeremiah Johnson*	RB	Oregon	Taurean Nixon**	CB	Tulane
Kyle McCarthy*	S	Notre Dame	Kyle Roberts	T	Nevada
Brandon Minor	RB	Michigan	Jordan Taylor**	WR	Rice
John Nalbone	TE	Monmouth	George Uko	DE	Southern California
Nick Polk	TE	Indiana		2016	
Lee Robinson*	LB	Alcorn State	Zac Brooks	RB	Clemson
Eron Riley	WR	Duke	Reshard Clett	LB	South Florida
Jeff Stehle	DL	Wisconsin	Dillon Day	C	Mississippi State
Mitch Unrein**	DL	Wyoming	Reese Dismukes	OL	Auburn
Worrell Williams	LB	California	Yonatanrus Dora*	OLB	Louisiana Tech
	2011		Mose Frazier	WR	Duke
Jeremy Beal	DE	Oklahoma	Quentin Gause*	LB	Rutgers
Tony Carter**	CB	Florida State	Iosia Iosia	DL	West Texas A&M
D'Andre Goodwin*	WR	Washington	Kyle Kragen	ILB	California
Adam Grant	T	Arizona	Henry Krieger-Coble*	TE	Iowa
Cornelius Ingram	RB	Florida	Ryan Murphy	T	Oregon State
Jeremiah Johnson*	RB	Oregon	Justin Murray	S	Cincinnati
Kyle McCarthy*	S	Notre Dame	Taurean Nixon*	CB	Tulane
Mike Mohamed*	LB	California	Kyle Peko*	NT	Oregon State
John Nalbone	TE	Monmouth	Travis Racti	DL	San Jose State
Xavier Omon	WR	Northwest Missouri St.	Kaini Raymond*	WR	Holy Cross
Eron Riley	TE	Duke	Steven Scheu	TE	Vanderbilt
Sealver Siliga	DT	Utah	Hunter Sharp*	WR	Utah State
Austin Sylvester*	FB	Washington	Kevin Snyder*	LB	Rutgers
Willi Ya'ufu'ou	FB	California	Juwan Thompson**	RB	Duke
Tim Toone	WR	Weber State	Austin Traylor*	TE	Wisconsin
Adam Weber	QB	Minnesota	Terrell Watson	RB	Azusa Pacific
	2012			2017	
Jamie Blatnick	DE	Oklahoma State	Paul Boyette	DT	Texas
Mario Butler	CB	Georgia Tech	River Cracraft	WR	Washington State
Paul Cornick**	CB	North Dakota State	Dillon Day	C	Mississippi State
C.J. Davis*	C/G	Pittsburgh	Jerral Garcia-Williams*	ILB	Hawaii
Lonné Edwards	G	Texas Tech	Michael Hunter*	CB	UCLA
Ben Garland*	DT	Air Force	Gabe Ikard	OL	Oklahoma
Blake Gideon	S	Texas	Tyrique Jarrett*	NT	Pittsburgh
Adam Grant	S	Arizona	Jordan Leslie	WR	Brigham Young
Duke Ihenacho**	T	San Jose State	Stanley Maponga	OLB	TCU
Cornelius Ingram	TE	Florida	Jordan Moore	S	Texas-San Antonio
Jeremiah Johnson*	RB	Oregon	Deiontre Mount*	OLB	Louisville
Mike Mohamed*	LB	California	Brian Parker	TE	Albany
Greg Orton	WR	Purdue	Tim Patrick	WR	Utah
Bert Reed	WR	Florida State	Kyle Peko*	NT	Oregon State
Quentin Saulsberry	C	Mississippi State	Jeremiah Poutasi	T	Utah
Sealver Siliga*	DT	Utah	Marcus Rios*	CB	UCLA
Wayne Tribue	G	Temple	Marcus Rush	LB	Michigan State
Darrion Weems	T	Oregon	Hunter Sharp*	WR	Utah State
	2013		Kevin Snyder*	ILB	Rutgers
Edwin Baker	RB	Michigan State	Dymonte Thomas*	S	Michigan
John Boyett	S	Oregon	Jhaustin Thomas	DE	Iowa State
Chad Bumphis	WR	Mississippi State	Austin Traylor*	T	Wisconsin
Paul Cornick*	T	North Dakota State	Elijah Wilkins*	RB	Massachusetts
			Jonathann Williams		Arkansas

HISTORICAL HIGHLIGHTS

1959

AUGUST 14 — First American Football League organizational meeting held in Chicago. Denver, with Bob Howsam as its principal owner, named as a charter member along with New York, Dallas, Los Angeles, Minneapolis and Houston. **NOVEMBER 22** — First player selection draft held through 32 rounds. Denver's first pick is Roger LeClerc, center, Trinity. **DECEMBER 1** — Dean Griffing named general manager of the Broncos.

1960

JANUARY 1 — Frank Filchock named first head coach of the Broncos. **JANUARY 30** — Denver placed in AFL's western division with Dallas, Oakland and Los Angeles. **JULY** — First Bronco training camp opens at Colorado School of Mines. **SEPTEMBER 9** — After losing all five pre-season games, the Broncos become the first AFL victor when they defeat the Patriots in Boston in history's first AFL game, 13-10. Attendance — 21,597. **OCTOBER 2** — Broncos play first home game in Bears Stadium, defeat Oakland, 31-14, before crowd of 18,372. **DECEMBER** — Offensive End Lionel Taylor, Defensive Tackle Bud McFadin and Safety Goose Gonsoulin all named to first official all-AFL team.

1961

MAY 26 — Bob and Lee Howsam, original principal owners of the Broncos, sell their stock to a new syndicate headed by Cal Kunz and Gerry Phipps. **JUNE 1** — Cal Kunz named president and operating head of Empire Sports. **DECEMBER** — Lionel Taylor sets professional record with 100 pass receptions for season. Taylor and Bud McFadin named to all-AFL team. **DECEMBER** — Frank Filchock released as Broncos head coach.

1962

FEBRUARY 1 — Jack Faulkner hired as Broncos head coach. **JULY 1** — Dean Griffing released as Broncos general manager. Faulkner named to dual post as head coach and general manager. **JULY** — Public burning ceremony of Broncos' notorious vertically striped socks at Broncos' intra squad game. **DECEMBER** — Jack Faulkner named coach of the year in AFL. Gene Mingo sets professional field goal record of 27 in a season. Eldon Danenhauer, Lionel Taylor, Goose Gonsoulin and Bob Zeman named to all-AFL team.

1963

DECEMBER — Billy Joe named AFL Rookie of the Year. Goose Gonsoulin is the only Bronco to make the all-AFL team. Lionel Taylor wins fourth consecutive pass receiving title.

1964

JANUARY — Broncos and Jets complete historic nine-player trade, largest ever made in the AFL. Broncos send Gene Prebola, Wahoo McDaniel, Gordy Holz and Bob Zeman to Jets for Dick Guesman, Ed Cooke, Charlie Janerette, Jim Price and Sid Fournet. **OCTOBER 4** — Jack Faulkner released as head coach. **OCTOBER 5** — Mac Speedie accepts appointment as interim head coach. **DECEMBER 12** — Mac Speedie named head coach. **DECEMBER** — Jim Fraser wins third consecutive punting title. Willie Brown named to all-AFL team.

1965

FEBRUARY 15 — Gerald and Allan Phipps purchase 52 percent of the stock of Empire Sports, thus giving them virtually 100 percent ownership and saving the Bronco franchise for Denver. **MARCH 5** — Record sale of 941 season tickets in one day. **APRIL 1** — Season ticket drive goal of 20,000 sales reached. Figure to reach 22,000 by May 1. **MAY 17** — Allan Phipps named president of Empire Sports, Inc. Gerry Phipps re-named Chairman of the Board. **MAY 29** — Jim Burris, Bears general manager, named executive vice-president of Empire Sports. **DECEMBER 12** — Lionel Taylor makes the 500th catch of his career in game against Boston to become the first AFL player to top this figure. **DECEMBER** — Tackle Eldon Danenhauer, Split End Lionel Taylor and Fullback Cookie Gilchrist named to the all-AFL team. Lionel Taylor wins fifth pass receiving crown and Abner Haynes wins league kickoff return championship.

1966

JUNE 8 — Merger of American and National Leagues announced. **SEPTEMBER 19** — Ray Malavasi named Head Coach of the Broncos. **DECEMBER** — John Bramlett, Goose Gonsoulin, Bob Scarpitto and Jerry Sturm chosen to play in AFL All-Star contest in January. **DECEMBER 19** — Lou Saban signs a 10-year contract as General Manager and Head Coach of the Denver Broncos.

1967

MARCH 1 — Broncos move to new suburban executive offices with adjacent practice field and locker room facilities for both preseason and regular season training. **MARCH 17** — Metropolitan Denver voters turn down stadium bond issue, but Broncos fans immediately organize for fundraising drive to improve Bears Stadium and keep Broncos in Denver. **MAY 17** — Floyd Little, Denver's No. 1 draft choice, signs with Broncos. Little becomes the first No. 1 choice to sign with Denver in the history of the club. **AUGUST 5** — Broncos defeat Detroit Lions 13-7 in preseason game at DU for AFL's first win over the NFL. **AUGUST 15** — Quarterback Steve Tensi acquired from San Diego for first round draft choices in both 1968 and 1969. **DECEMBER** — Floyd Little paces AFL in punt returning with a 16.9 average. Bob Scarpitto repeats as punt leader with a 44.9 norm. Flanker Al Denson selected All League in player balloting.

1968

JANUARY — Flanker Al Denson, defensive tackle Dave Costa, center Larry Kaminski and cornerback Nemiah Wilson participate in AFL All-Star Game. Lou Saban and staff coach the West stars. **FEBRUARY** — Civic drive to raise \$1.8 million ends successfully and City of Denver receives stadium as a gift after purchase of the facility from Empire Sports, Inc. by non-profit group. Construction begins on 16,000 seat upper deck that will raise capacity to 50,000 for 1968 season. **SEPTEMBER 21** — Broncos move into new administrative building at 5700 Logan Street. **DECEMBER 14** — Bears Stadium is officially re-named Denver Mile High Stadium.

1969

JANUARY 19 — Dave Costa, Rich Jackson and Floyd Little participate in AFL All-Star Game in Jacksonville, Fla. **DECEMBER** — Floyd Little and Rich Jackson named first-team All League. **DECEMBER** — Bill Thompson (rookie) tops AFL list in punt and kickoff returns, becoming the first player in NFL history to ever hold both titles.

1970

JANUARY 17 — Rich Jackson, Dave Costa, Floyd Little, Mike Current and George Goeddeke play in All-Star Game on West team. **SEPTEMBER** — Season ticket sale hits record number of 43,584. **DECEMBER 20** — Floyd Little gains 44 yards to win American Conference rushing title with 901 yards. It marked his first rushing crown and the first season that Little played in all 14 games.

HISTORICAL HIGHLIGHTS, CONT.

1971

JANUARY — Richard Jackson named to official National Football League all-star team. **JANUARY** — Richard Jackson and Floyd Little make starting lineups for American Conference in first AFC-NFC Pro Bowl game. **MAY 12** — Broncos stop sale of season tickets at record 47,500. **OCTOBER 24** — Denver coach Lou Saban and the Broncos down Cleveland 27-0. It was the first time the Browns were shutout since 1952 and marked Saban's last victory as Bronco coach. **NOVEMBER 17** — Lou Saban resigns as head coach of Broncos, a position he had held for five years. Offensive line coach Jerry Smith is named interim head coach. Saban, in December, resigns as General Manager to return to Buffalo Bills as head coach. **DECEMBER 19** — Floyd Little compiles 79 yards against Raiders in Oakland to finish as pro football's top runner with 1,133 yards. Little also becomes first Bronco to rush for more than 1,000 yards in a season.

1972

JANUARY 5 — John Ralston, successful head coach at Stanford, is announced as Denver's new head coach. He later adds the title of general manager. **MARCH 16** — For the first time in the history of Denver professional football, there will be no public sale of season tickets, it is reported. Season ticket holders renewed 46,500 of the 47,500 available season tickets and further exercised their option for 8,000 additional tickets. **APRIL 5** — Long-time Rocky Mountain Empire Sports employee Earl Hartman dies of cancer. Hartman was Treasurer of Empire Sports and Business Manager of the Broncos at the time of his death.

1973

MARCH 3 — Season ticket holders renew 47,800 of 48,000 season tickets to assure Denver again of having no public sale of season ducats. **OCTOBER 14** — Charley Johnson also becomes the 18th quarterback in pro football history to go over 20,000 yards lifetime as he throws for 214 yards and three TDs to Haven Moses in a 48-20 win at Houston. **OCTOBER 22** — With "Orange Monday" banners waving, the Broncos perhaps play the most important game to date in the club's history against Oakland on national television. Denver comes back to knot the contest, 23-23, on a 35-yard field goal by Jim Turner. **NOVEMBER 25** — Denver defeats Kansas City, 14-10, to take over first place in the AFC West with three games to go. The win moves the Broncos to 6-3-2 — the six victories mark the second best mark ever for a Denver team to date. **DECEMBER 9** — Denver 42, San Diego 28! The Broncos are winners at last as Denver clinches the team's seventh victory of the season, assuring the club of a winning record for the first time.

1974

JANUARY — Four Broncos (Floyd Little, Haven Moses, Riley Odoms and Paul Smith) are invited to play in the Pro Bowl. John Ralston is named AFC Coach of the Year for guiding Denver to its first winning season ever. Odoms is named All-Pro by NEA. **SEPTEMBER 10** — Denver voters pass a \$25 million bond issue to expand and improve Mile High Stadium to over 75,000 seats. The stadium was projected to be finished in time for the 1976 regular season. **SEPTEMBER 22** — The Broncos and the Pittsburgh Steelers play in the first regular-season overtime game as a 35-35 score was present at the end of regulation play. Neither team scored in the sudden death period. **NOVEMBER 28** — Before a television audience estimated at 35 million, the Broncos riddle the Detroit Lions 31-27 on Denver's first Thanksgiving Day game in Detroit. **DECEMBER 8** — Denver assures itself of its second consecutive winning season, and Otis Armstrong sets a single-game rushing mark of 183 yards as the Broncos down Houston 37-14. **DECEMBER 15** — Otis Armstrong finishes the season with 1,407 yards and the NFL rushing title, becoming one of a half dozen players ever to average more than 100 yards per game in pro football.

1975

JANUARY — Otis Armstrong and Riley Odoms represent the Broncos in the annual Pro Bowl contest in Miami, Fla. **FEBRUARY** — Expansion of Mile High Stadium begins, and it will provide 63,500 seating capacity for the 1976 season and an ultimate capacity of 75,000 in 1977. **DECEMBER 14** — Floyd Little winds up his career as the seventh all-time rusher in the NFL with 6,323 career yards.

1976

JANUARY 26 — Tight end Riley Odoms and linebacker Randy Gradishar are the Broncos representatives in the Pro Bowl in New Orleans. **MARCH 28** — Quarterback Charley Johnson announces his retirement from the National Football League after a 15-year career. Johnson led the club to its first two winning seasons in 1973 and 1974. **JUNE 27** — Lyle Alzado is one of three finalists for the Man of the Year Award and Rick Upchurch is honored as the American Conference Offensive Rookie of the Year by the NFL Players Association. **SEPTEMBER 26** — Rick Upchurch ties an NFL record by returning two punts for touchdowns in a 44-13 win over the visiting Cleveland Browns. **OCTOBER 24** — Rick Upchurch ties an NFL record with his fourth punt return touchdown of the season in a 35-26 win over Kansas City. **NOVEMBER 7** — With two field goals and six extra points, Jim Turner becomes the fifth player in pro football history to surpass 1,200 points. **NOVEMBER 14** — Denver shuts out San Diego, 17-0, marking the first time the club has recorded two shutouts in one season. Denver had shut out the Chargers 26-0 Oct. 3. **DECEMBER 12** — The Broncos stop Chicago, 28-14, for their ninth win of the season, marking the highest total in Denver history. Otis Armstrong rushes for 116 yards to reach 1,008 for the season, his second 1,000-yard campaign in his career. **DECEMBER 18** — Fred Gehrke, long-time Bronco administrator, is named general manager.

1977

JANUARY 17 — Rick Upchurch and Otis Armstrong are the Broncos' participants in the annual AFC-NFC Pro Bowl in Seattle. **JANUARY 31** — John Ralston resigns as Head Coach of the Denver Broncos. **FEBRUARY 1** — Robert (Red) Miller, a former Broncos assistant coach, is named as the team's eighth head coach. **JUNE 12** — Lyle Alzado is named winner of the National Football League Players Association's Byron "Whizzer" White Award as the group's Man of the Year. **OCTOBER 16** — Pushing their season record to 5-0, the Broncos use seven interceptions and a touchdown pass to kicker Jim Turner to trounce the defending world champion Oakland Raiders, 30-7. **NOVEMBER 27** — In a showdown of the two best records in the NFL, the Broncos get a 73-yard interception return for a touchdown by Tom Jackson to dump Baltimore, 27-13, and run their record to 10-1. **DECEMBER 4** — With a 24-14 win at Houston, the Broncos clinch a playoff berth, the first in the club's history. Later in the day, the Broncos clinch the AFC Western Division championship when the Raiders fall to the Los Angeles Rams. **DECEMBER 18** — The Broncos lose to Dallas in the regular-season finale, 14-6, but post the best record in the history of the franchise, 12-2, tied with Dallas for the best in the NFL. **DECEMBER 24** — Before the largest crowd ever to watch a sporting event in the state of Colorado, 75,011, the Broncos stop the Pittsburgh Steelers in the first round of playoff action, 34-21.

1978

JANUARY 1 — In a hard-fought game at Mile High Stadium, the Broncos dethrone the Raiders, 20-17, for the AFC championship and a trip to the Super Bowl in New Orleans. **JANUARY 15** — The Broncos fall to the Cowboys, 27-10, in Super Bowl XII. **JANUARY 23** — Lyle Alzado, Randy Gradishar, Tom Jackson, Billy Thompson and Louis Wright represent the Broncos in the Pro Bowl, the largest Denver contingent to date. **MARCH** — Only 143 season tickets are not renewed, a new all-time low. **DECEMBER 3** — The Broncos win by 21-6 score at Oakland, holding the Raiders without a touchdown for the second time in the season to move within one game of AFC West crown. **DECEMBER 10** — Denver downs Kansas City, 24-3,

1979

1980

1981

1982

1983

1984

1985

1986

1987

311

HISTORICAL HIGHLIGHTS, CONT.

Super Bowl XXI, a game watched by 101,063 at the Rose Bowl and played before a national television audience of 127,000,000. In addition, the game was televised live in 53 other nations. **JANUARY 26** — More than 100,000 fans welcome the Broncos home in a parade through downtown Denver. **FEBRUARY 1** — Six Broncos play in the Pro Bowl—Keith Bishop, John Elway, Rulon Jones, Karl Mecklenburg, Dennis Smith and Sammy Winder. **MARCH** — Only 58 season ticket accounts are not renewed for the 1987 season, virtually assuring the Broncos of their 18th consecutive sellout season in Mile High Stadium, the longest sellout streak in the AFC and the second longest in the NFL. **AUGUST 9** — The Broncos lose 28-27 to the Los Angeles Rams in American Bowl '87, a preseason game played in storied Wembley Stadium in London, England. **SEPTEMBER 22** — The NFL Players Association goes on strike, resulting in the cancellation of games for the weekend of Sept. 28. **OCTOBER 4** — Denver loses 40-10 to Houston in the first of three "replacement" games. **NOVEMBER 29** — Denver grabs a 31-17 win over San Diego in the 400th game for both franchises. The contest also marks Dan Reeves' 100th game as the Broncos' head coach. **DECEMBER 27** — The Broncos win their third AFC West title in four years after shutting out San Diego 24-0 in a blizzard. Denver finishes the season with a 10-4-1 record, becoming the only team in the NFL to post eight 10-win seasons since 1977. Quarterback John Elway is named NFL Most Valuable Player by the Associated Press.

1988

JANUARY 10 — The Broncos advance to the AFC Championship Game with a 34-10 victory over Houston before 75,968 in Mile High Stadium. **JANUARY 17** — Denver becomes the first AFC team to win consecutive conference championships since Pittsburgh of 1978-79 by defeating Cleveland 38-33. The game garnered a 91 television share in the Denver area, believed to be an all-time national viewing high. **JANUARY 31** — The Broncos lose to Washington 42-10 in Super Bowl XXII in San Diego at Jack Murphy Stadium. **FEBRUARY 6** — Three players represent Denver in the Pro Bowl—Keith Bishop, John Elway and Karl Mecklenburg. **MARCH** — The Broncos are virtually assured of their 19th consecutive sellout campaign as just 91 season ticket accounts are not renewed for the 1988 campaign. **JUNE 3** — The Broncos acquire future Hall of Fame RB Tony Dorsett from the Dallas Cowboys in exchange for a future draft choice. The 1988 campaign marked Dorsett's 12th in pro football. **SEPTEMBER 26** — RB Tony Dorsett eclipses Jim Brown to become the second-leading rusher in pro football history, trailing only Walter Payton. **DECEMBER 17** — The Broncos close out the season with a 21-10 win over New England and a disappointing 8-8 record, marking the end of Denver's two-year reign as AFC champions. QB John Elway concludes the season with 3,309 yards passing and 234 yards rushing to become the first player in football history to have four consecutive years with more than 3,000 passing yards combined with more than 200 rushing yards. Dorsett finishes the year second to Payton among football's all-time rushing leaders with 12,739 yards.

1989

JANUARY 29 — Punter Mike Horan is the Broncos' lone representative in the AFC-NFC Pro Bowl Game. **APRIL** — The Broncos conclude season ticket renewals and waiting list additions for 1989, virtually assuring the team of its 20th consecutive sellout campaign at Mile High Stadium. **NOVEMBER 26** — The Broncos clinch their third AFC West title in four seasons after a 41-14 victory at home against Seattle. **DECEMBER 16** — Denver wraps up homefield advantage for the AFC Playoffs with 37-10 win at Phoenix.

1990

JANUARY 7 — The Broncos advance to the AFC Championship Game with a come-from-behind 24-23 win over Pittsburgh. **JANUARY 14** — The Broncos become the only AFC team to win three conference titles in the 1980s with a 37-21 victory over Cleveland in the AFC Championship game. **JANUARY 28** — Denver loses 55-10 to San Francisco in Super Bowl XXIV in the New Orleans Superdome. **FEBRUARY 4** — Three players represent the Broncos in the Pro Bowl—Kicker David Treadwell, nose tackle Greg Kragen and safety Dennis Smith. Linebacker Karl Mecklenburg was selected to start in the game but could not participate because of a knee injury suffered in the Super Bowl. **FEBRUARY 26** — The National Football League announces that the Broncos will face Seattle in an Aug. 4 preseason game in Tokyo, Japan. **MARCH 5** — The Paul D. Bowlen Memorial Broncos Centre opens in southeast Denver, housing all of the team's office and training facilities. **AUGUST 5** — The Broncos defeat the Seattle Seahawks by a score of 10-7 in American Bowl '90 played before a sellout audience in the Tokyo Dome in Tokyo, Japan. The game marks Denver's second appearance in an international game with the club having played the Los Angeles Rams in London in a 1987 American Bowl contest. **NOVEMBER 22** — The Broncos drop a 40-27 game to the Detroit Lions in the Lions' annual Thanksgiving Day contest, marking Denver's fifth appearance in a Thanksgiving Day game—Four in Detroit and one in Denver (a 46-45 loss to the New York Titans in 1962). **DECEMBER 30** — Running back Bobby Humphrey finishes the season with 1,202 rushing yards, becoming one of just 10 backs to rush for over 1,000 yards in each of their first two NFL seasons. Mike Horan leads the NFL in gross punting average (44.4) and net punting average (38.9). The Broncos also boast the NFL's kickoff return leader in Kevin Clark, who posts a 25.3-yard average.

1991

FEBRUARY 3 — Safeties Steve Atwater and Dennis Smith, along with running back Bobby Humphrey, appear in the AFC-NFC Pro Bowl game in Honolulu, Hawaii. It is the first appearance each for Atwater and Humphrey. **JULY 27** — The Broncos lose 14-3 to Detroit in the Hall of Fame Game played in Canton, Ohio. Former Broncos assistant coach Stan Jones is inducted into the Hall of Fame. **SEPTEMBER 1** — Denver records its biggest opening day win ever with a 45-14 pounding of Cincinnati. **DECEMBER 8** — A 17-7 win at Cleveland clinches a playoff berth for the Broncos. **DECEMBER 22** — Denver closes out the regular season at 12-4 and wins the AFC West title for the fifth time in eight years.

1992

JANUARY 4 — The Broncos overcome a 21-6 deficit to defeat Houston 26-24 in an AFC Divisional Playoff Game. The winning field goal was set up by a drive that began at the Denver 2-yard line. The Broncos converted two fourth-down plays to keep the possession alive. **JANUARY 12** — Despite a sterling effort by Denver's defense, the Broncos fall 10-7 to Buffalo in the AFC Championship Game. The Bills' high-powered offense managed just 213 yards and 12 first downs in the game. **FEBRUARY 2** — Running back Gaston Green, linebacker Karl Mecklenburg, and safeties Steve Atwater and Dennis Smith represent the Broncos in the Pro Bowl. **MARCH** — The Broncos conclude season ticket renewals and waiting list additions for 1992, virtually assuring the franchise of its 23rd consecutive sellout season. Denver is also named a participant in American Bowl '92, to be played in Berlin. **AUGUST 15** — The Broncos lose to the Miami Dolphins, 31-27, in American Bowl '92 in Berlin's Olympic Stadium. **DECEMBER 28** — Denver Broncos President Pat Bowlen announces that the franchise will not renew the contract of Dan Reeves, thus creating a coaching vacancy in Denver for the first time since 1981. Reeves ends his Denver career with a record of 116-78-1.

1993

JANUARY 25 — Wade Phillips is hired as the 10th head coach in Broncos history, signing a three-year contract as head coach after four seasons as the Broncos' defensive coordinator. **MAY** — The Broncos conclude their season ticket sales, guaranteeing the 24th consecutive sellout campaign at Mile High Stadium. **DECEMBER** — Quarterback John Elway is named AFC Most Valuable Player (UPI, Kansas City 101 Club, Football News) after his best pro season in which he led the AFC in passer rating (92.8), attempts (551), completions (348), completion percentage (63.2), touchdowns (25) and yards (4,030).

1994

JANUARY 9 — The Broncos return to the playoffs as a Wild Card team, dropping a 42-24 first round game to the Los Angeles Raiders at the Los Angeles Memorial Coliseum. The Wild Card Playoff Game marks Denver's ninth nationally televised game of the 1993 season, bringing the Broncos' eight-year total (1986-93) to 84 national television dates. **FEBRUARY 6** — The Broncos are represented in the AFC-NFC Pro Bowl game by quarterback John Elway, tight end Shannon Sharpe, linebacker Karl Mecklenburg, and safeties Steve Atwater and Dennis Smith. **MARCH** — The Broncos and Raiders are named to oppose each other in an American Bowl '94 Game in Barcelona. The Broncos thus join San Francisco as the only two teams to have been asked to represent the NFL in London, Tokyo, Berlin, and Barcelona.

1995

JANUARY 31 — Mike Shanahan is hired as the 11th head coach in Broncos history. Shanahan, a Denver assistant coach from 1984-87 and 1989-91, signed a seven-year contract as head coach after spending the previous three years in San Francisco, where he served as offensive coordinator. **FEBRUARY 5** — The Broncos are represented in the annual AFC-NFC Pro Bowl by safety Steve Atwater, quarterback John Elway and offensive tackle Gary Zimmerman. Tight end Shannon Sharpe was also selected but did not play. **MARCH** — The Broncos are selected to face San Francisco in an American Bowl '95 Game in Tokyo, joining the 49ers and Dallas as the only NFL teams to participate in five American Bowl Games. **MAY** — The Broncos conclude season ticket renewals and waiting list additions for 1995, leading to an anticipated 26th consecutive season of sellouts at Mile High Stadium. **AUGUST 5** — The Broncos defeat San Francisco 24-10 in the American Bowl in Tokyo, Japan. **NOVEMBER 5** — John Elway passes for 256 yards in a 38-6 Broncos home win over Arizona to surpass the 40,000-yard passing plateau, becoming the seventh player in pro football history to accomplish that feat. **NOVEMBER 19** — KOA play-by-play announcer Larry Zimmer calls his 500th Broncos game as a member of the KOA broadcast team as Denver defeats San Diego 30-27. **DECEMBER 10** — Broncos running back/kick returner Glyn Milburn tallies an NFL-record 404 all-purpose yards (131 rushing, 45 receiving, 133 KOR, 95 PR) in a 31-27 loss to Seattle at Mile High Stadium. **DECEMBER 24** — The Broncos close the season with a 31-28 win at Oakland and post franchise single-season records in seven different offensive categories: points scored (388), total yards (6,040), average gain per play (5.70), average gain per rush (4.53), touchdown passes (27), passing yards (4,045) and first downs passing (205).

1996

FEBRUARY 4 — Denver is represented in the annual AFC-NFC Pro Bowl in Honolulu by safety Steve Atwater, kicker Jason Elam, running back/kick returner Glyn Milburn, wide receiver Anthony Miller and tight end Shannon Sharpe. Tackle Gary Zimmerman was selected but does not play because of injury. **OCTOBER 20** — Terrell Davis sets a franchise record with 194 rushing yards in a 45-34 win over the Baltimore Ravens. **DECEMBER 1** — The Broncos win the AFC West and clinch homefield advantage for the playoffs with a 34-7 win over Seattle. The win is also Denver's ninth consecutive, marking the second-longest streak in franchise history. **DECEMBER 15** — John Elway becomes the winningest quarterback in NFL history with a 24-19 defeat of Oakland, the 126th of his career. The win also secures a perfect 8-0 home record for the season for just the second time in franchise history. **DECEMBER 22** — Elway becomes just the third player in NFL history to pass for more than 45,000 yards in a career. Terrell Davis wins the AFC rushing crown with a then franchise-record 1,538 yards while also posting franchise bests in carries (345), rushing touchdowns (13) and total touchdowns (15). The team ties for the NFL's best record (13-3; ties for best in franchise history) and ranks first in the league in total offense and rushing offense as well as fourth in total defense, including a No. 1 mark against the run. Franchise records are set for points scored (391), highest average gain per rush (4.5; tie with 1995 team), fewest rushing yards allowed (1,331) and fewest rushing first downs allowed (67). **DECEMBER 26** — Terrell Davis is named NFL Offensive Player of the Year by the Associated Press and joins three other Broncos as first-team All-Pro performers—Shannon Sharpe, Alfred Williams and Gary Zimmerman.

1997

JANUARY 4 — Denver hosts its first playoff game since Jan. 4, 1992, as the Jacksonville Jaguars come to Mile High Stadium for an AFC Divisional Playoff contest. **FEBRUARY 2** — Denver is represented in the annual AFC-NFC Pro Bowl in Honolulu by safety Tyrone Braxton, running back Terrell Davis, defensive tackle Michael Dean Perry, linebacker Bill Romanowski, tight end Shannon Sharpe and defensive end Alfred Williams. Safety Steve Atwater, quarterback John Elway and tackle Gary Zimmerman also are selected but do not play in the game because of injury. **FEBRUARY 4** — The Broncos unveil new uniforms featuring the traditional Broncos orange with a navy blue, and a new helmet logo that features a powerful, dynamic Bronco. **MARCH** — The Broncos are selected to face Miami in an American Bowl '97 contest in Mexico City, Mexico. The appearance marks the Broncos' sixth in an American Bowl, tying the club with San Francisco for most in the NFL since American Bowl games began being played in 1985. **AUGUST 4** — Denver and Miami meet in Mexico City, Mexico, in an American Bowl '97 contest won by the Dolphins, 38-19, at Estadio Guillermo Canedo. **SEPTEMBER 21** — Running back Terrell Davis sets a franchise single-game record by rushing for 215 yards in a 38-20 win over Cincinnati at Mile High Stadium. **OCTOBER 6** — Denver defeats New England 34-13 in a Monday night battle of the league's two remaining unbeaten, representing the furthest into a season that two undefeated teams have met on *Monday Night Football*. **OCTOBER 26** — The Broncos defeat the Bills 23-20 in overtime at Buffalo's Rich Stadium, a mere 15 hours after arriving in Buffalo due to a severe snowstorm that dumped more than a foot of snow on the Denver area with drifts piled several feet higher in some areas. The Broncos' chartered flight leaves Denver 10 hours late at 8 p.m. (MT) Saturday, Oct. 25, after an ordeal that involves numerous players' vehicles being stranded in snowdrifts trying to reach the team buses at Broncos headquarters. Several players make their way to headquarters by way of snowmobiles after being picked up by citizens. **NOVEMBER 2** — John Elway sets two milestones and earns AFC Offensive Player of the Week honors on this day as the Broncos defeat Seattle 30-27 at Mile High Stadium. With 252 passing yards, Elway moves past Fran Tarkenton into second place all-time in NFL passing yardage, and his 276 total yards make him just the third player in NFL history to top the 50,000-yard plateau. **NOVEMBER 9** — Cornerback Darrien Gordon ties an NFL record by returning two punts for touchdowns in the same quarter, a feat previously accomplished just twice in NFL history. **DECEMBER 21** — Denver closes its regular season with a 38-3 victory over San Diego to secure its second consecutive undefeated regular season at home, becoming only the third NFL team to do so since the schedule expanded to 16 games in 1978. The Broncos set new franchise records by posting nine double-digit victories in one season and scoring more than 30 points in nine different games. **DECEMBER 27** — The Broncos defeat Jacksonville 42-17 in an AFC Wild Card Game at Mile High Stadium to record their first playoff victory since Jan. 4, 1992. In the game, Denver sets club postseason records for rushing yards (310), total yards (511), rushing attempts (49), points in a quarter (21; 4th quarter), total points (42), first downs (28), rushing first downs (18) and third-down efficiency (75%). Terrell Davis rushes for a club postseason record 184 yards and is complemented by Derek Loville's 103 yards rushing, making Denver just the third team in NFL postseason history to post two 100-yard rushers in the same game. Instrumental in the performance is the offensive line, which, as a unit, is named NFL Offensive Player of the Week. It marks just the second time in NFL history—and first in the postseason—that an Offensive Line is named Player of the Week.

1998

JANUARY 4 — Denver wins a road playoff game for only the second time in franchise history by defeating the Chiefs 14-10 in an AFC Divisional Playoff Game at Kansas City's Arrowhead Stadium. **JANUARY 11** — The Broncos win their fifth AFC Championship by topping the Steelers 24-21 at Pittsburgh's Three Rivers Stadium. The win makes Denver just the fifth Wild Card team to advance to the Super Bowl since the Wild Card format was adopted in 1970. **JANUARY 25** — The Broncos claim their first World Championship with a 31-24 victory over defending champion Green Bay in Super Bowl XXXII at Qualcomm

HISTORICAL HIGHLIGHTS, CONT.

Stadium in San Diego. The Broncos become the first team from the American Football Conference in 14 years to win the Super Bowl and only the second Wild Card team ever to do so. Running back Terrell Davis sets a Super Bowl record with three rushing touchdowns to claim the Pete Rozelle Award as the game's Most Valuable Player. Davis finishes with 157 yards rushing and ties the Super Bowl record for total touchdowns (3) and points scored (18). **JANUARY 27** — An estimated 650,000 fans gather in downtown Denver for a victory parade and rally to honor the World Champion Denver Broncos. The parade follows a route along 17th street, from Wynkoop to Broadway, and then along Broadway for several blocks before working its way to the steps of the Denver City and County Building, where a rally is held. Broncos owner Pat Bowlen, head coach Mike Shanahan, quarterback John Elway, running back Terrell Davis, Colorado Governor Roy Romer and Denver Mayor Wellington Webb address the sea of Broncos fans who pack the grounds in front of the stage, and Elway and Davis are honored with street signs bearing their names. **FEBRUARY 1** — The Broncos are represented in the annual AFC-NFC Pro Bowl in Honolulu by running back Terrell Davis, center Tom Nalen, tight end Shannon Sharpe and defensive end Neil Smith. Quarterback John Elway also is selected but opts not to play in the game due to injury. **APRIL 22** — Colorado Governor Roy Romer signs into law SB 171, a bill authorizing voters to decide upon a ballot issue that would appropriate tax money to partially fund a new football stadium in Denver. **JUNE 5** — Broncos players and coaches receive their Super Bowl rings in a private ceremony at team headquarters. **JUNE 16** — The Denver Broncos travel to Washington, D.C., for a special ceremony in which they are honored by President Bill Clinton at the White House for their victory in Super Bowl XXXII. Terrell Davis delivers to the President a Broncos jersey number "1" with "Clinton" on the back. **SEPTEMBER 21** — The Denver Broncos and San Diego Chargers are selected to play the first NFL game in Australia, an American Bowl '99 contest on Sunday, Aug. 8, at Stadium Australia at Homebush Bay in Sydney. **OCTOBER 25** — Broncos kicker Jason Elam ties a 28-year old NFL record by making a 63-yard field-goal attempt vs. Jacksonville at Mile High Stadium. The record-tying kick comes in the final seconds of the first half in a game won by the Broncos, 37-24. **NOVEMBER 3** — Denver-area voters approve a ballot issue to appropriate tax money to partially fund a new football stadium in Denver. The Broncos would begin play in the new stadium at the beginning of the 2001 season. **NOVEMBER 22** — Broncos quarterback John Elway becomes just the second player in NFL history to compile 50,000 yards passing during a career, joining Miami's Dan Marino. Elway reaches the plateau on a 5-yard completion to wide receiver Willie Green in the first quarter of a 40-14 win over Oakland at Mile High Stadium. **NOVEMBER 29** — The Broncos clinch the AFC West division title for the ninth time in franchise history with a 31-16 win at San Diego. **DECEMBER 6** — The Broncos tie an NFL record by winning their 18th game in a row (regular and postseason combined) with a 35-31 comeback defeat of Kansas City at Mile High Stadium. The win also gave the Broncos a 13-0 record to begin the season. **DECEMBER 27** — The Broncos close the regular season with a 14-2 record, best in franchise history, by virtue of a 28-21 win over Seattle. It marks the third consecutive season in which the club went undefeated at home as it joins just three other teams in NFL history to accomplish the feat and becomes the first to do so since the 16-game schedule was instituted in 1978. In the game, Terrell Davis rushes for 178 yards to finish with 2,008 for the season and 6,413 for his career, overtaking Floyd Little (6,323) as the club's all-time leading rusher. He becomes just the fourth player in NFL history to rush for more than 2,000 yards in a season, joining Eric Dickerson (2,105 in 1984), Barry Sanders (2,053 in 1997) and O.J. Simpson (2,003 in 1973), and also sets Broncos single-season records for rushing attempts (392), rushing touchdowns (21), touchdowns (23), points scored (138), total yards from scrimmage (2,225) and 100-yard games (11). Davis is named NFL Most Valuable Player by the Associated Press and is a unanimous All-NFL selection along with tight end Shannon Sharpe. The Broncos set franchise single-season records for rushing touchdowns (26), passing touchdowns (32), total touchdowns (62), points scored (501), first downs (347), rushing yards (2,468), total yards (6,092), highest average gain per play (5.9), PATs made (58) and attempted (59) and punting average (46.2).

1999

JANUARY 9 — Denver defeats Miami 38-3 in an AFC Divisional Playoff Game at Mile High Stadium to win its fifth consecutive postseason contest. It is Denver's largest winning margin in the postseason, and the team sets postseason defensive records for rushing yards (14), rushing average (1.1) and points (3) allowed. Terrell Davis' 199 rushing yards represent the fourth-highest single-game total in NFL postseason history. **JANUARY 17** — Denver defeats the New York Jets 23-10 in the AFC Championship Game at Mile High Stadium to reserve its sixth Super Bowl trip, an AFC record. **JANUARY 31** — Denver defeats Atlanta 34-19 in Super Bowl XXXIII at Pro Player Stadium in Miami, Fla., to claim its second consecutive World Championship. Denver becomes just the sixth franchise in league history to win back-to-back Super Bowls, joining Green Bay (Super Bowls I and II), Miami (VII and VIII), Pittsburgh (IX and X; XIII and XIV), San Francisco (XXII and XXIV) and Dallas (XXVII and XXVIII). John Elway is named Most Valuable Player of Super Bowl XXXIII, passing for 336 yards and a touchdown, and rushing for another score. Terrell Davis (102 yds.) sets an NFL record by rushing for 100 yards in his seventh consecutive postseason contest, and fullback Howard Griffith rushes for two touchdowns. Rod Smith's 80-yard touchdown reception from Elway stands as the second-longest play from scrimmage in Super Bowl history and defensive tackle Mike Lodish sets an NFL record by playing in his sixth Super Bowl (4 with Buffalo, 2 with Denver). Cornerback Darrien Gordon's 108 yards on two interception returns establish a Super Bowl record and also make him the Super Bowl career leader for interception-return yards. **FEBRUARY 1** — The Broncos return to Denver from Miami and are greeted by an estimated 375,000 fans lining a parade route that takes the team through downtown, along Broadway, to a rally at Civic Center Park. From the steps of the Denver City and County Building, Broncos players and coaches thank the fans for their support and share the victory with them. Broncos owner Pat Bowlen, head coach Mike Shanahan, quarterback John Elway, running back Terrell Davis, Colorado Governor Bill Owens and Denver Mayor Wellington Webb address the crowd. **FEBRUARY 7** — The Broncos are represented in the annual AFC-NFC Pro Bowl in Honolulu by a franchise-record 10 players—safety Steve Atwater, running back Terrell Davis, kicker Jason Elam, quarterback John Elway, tackle Tony Jones, wide receiver Ed McCaffrey, center Tom Nalen, linebacker Bill Romanowski, guard Mark Schlereth and tight end Shannon Sharpe. Davis and Sharpe are unable to play in the game due to injury. **APRIL 10** — Chinese Premier Zhu Rongji visits the Paul D. Bowlen Memorial Broncos Centre as part of a nine-day U.S. tour to promote trade with China. The Premier requested the visit as one of the highlights of his trip, and said, "It is a pleasure to visit the home of the Broncos. They are the champions of American football." **MAY 2** — John Elway announces his retirement in a press conference at the Inverness Hotel and Golf Club in Englewood. **JUNE 6** — Broncos players, coaches and staff receive their Super Bowl rings in a private ceremony followed by a party at the Broadmoor in Colorado Springs, Colo. **AUGUST 7** — Denver defeats San Diego 20-17 in American Bowl '99 at Stadium Australia, in Sydney, Australia, site of the 2000 Summer Olympics. It is the first NFL game played on the Australian continent. **SEPTEMBER 13** — John Elway is inducted into the Denver Broncos Ring of Fame in a ceremony held at halftime of Denver's season-opening Monday night game vs. Miami. He is the 16th inductee into the prestigious group — the first since 1993 (Louis Wright) — and the first for whom the traditional five-year waiting period is waived. Elway's familiar No. 7 is also retired on this night, assuring that the number he wore for 16 brilliant seasons will never be worn again by a Bronco. **SEPTEMBER 26** — Broncos tight end Shannon Sharpe becomes the leading receiver in franchise history, catching five passes for 39 yards against Tampa Bay at Raymond James Stadium to surpass the previous standards held by Lionel Taylor (543-6,872). Sharpe finishes the day at 547 receptions and 6,897 yards. **OCTOBER 3** — Kicker Jason Elam becomes the Broncos' all-time leading scorer, surpassing Jim Turner (742 points) in Denver's game vs. the New York Jets at Mile High Stadium. Elam's seven points (2 field goals, 1 PAT) raise his career total to 748 points. **OCTOBER 17** — Denver has two players post 100 or more receiving yards in the same game for the first time in franchise history as Byron Chamberlain (123 yards) and Ed McCaffrey (116) both top the century mark in Denver's 31-10 defeat of Green at Mile High Stadium. **DECEMBER 19** — Denver linebacker

2000

2001

2002

2003

315

HISTORICAL HIGHLIGHTS, CONT.

berth since the 2000 season. In the game, Rod Smith passes Terrell Davis (8,887 yards) for the most career total yards from scrimmage by a Bronco, and Shannon Sharpe passes Henry Ellard (814) for ninth place on the all-time NFL receptions list.

2004

JANUARY 31 — John Elway is elected to the Pro Football Hall of Fame in his first year of eligibility, becoming the first Bronco in the Hall to have played his entire career with the team. Elway joins Bob Brown, Carl Eller and Barry Sanders in the Hall of Fame's Class of 2004 with enshrinement scheduled for Aug. 8. **FEBRUARY 8** — The Broncos are represented in the annual AFC-NFC Pro Bowl in Honolulu by center Tom Nalen, running back Clinton Portis and linebacker Al Wilson. **MID-FEBRUARY** — Construction begins on a \$4 million renovation and expansion project to upgrade the team's headquarters, the Paul D. Bowlen Memorial Broncos Centre, in suburban Denver. Included in the project is a new strength and conditioning center that houses the team's weight room, an indoor conditioning area and a new home for the field-maintenance department. The new weight room is approximately 9,000 square feet in size, nearly three times the size of the previous weight room. Also included in the renovation project is an expanded training room and a cafeteria that seats approximately 120. **MAY** — The Broncos conclude season ticket renewals and waiting list additions for 2004, leading to an anticipated 35th consecutive season of home sellouts. **JULY** — The \$4 million renovation and expansion of the team's permanent training facility is completed in time for the opening of training camp. **SEPTEMBER 24** — Mike Shanahan becomes one of an elite group of coaches to post 100 total wins in their first 10 seasons with one club with Denver's 23-13 triumph over San Diego. **OCTOBER 10** — Reuben Droughns' 193 rushing yards against Carolina mark the most by a Broncos player in his first start at running back and the ninth-highest regular-season game total in franchise history (10th most in any game). **NOVEMBER 7** — After a three-catch, 29-yard, one-touchdown performance against Houston, wide receiver Rod Smith passes Shannon Sharpe to become the franchise leader in receptions and touchdown receptions passing Sharpe's totals of 675 and 55, respectively. **DECEMBER 5** — Kicker Jason Elam, in his 184th outing, against San Diego becomes the fastest NFL player to eclipse the 1,400-point plateau, reaching the milestone faster than Nick Lowery's mark of 203 contests. **DECEMBER 25** — On Christmas night, the Broncos defeat the Tennessee Titans 37-16 in Nashville, earning Shanahan his 100th regular-season win as Broncos head coach.

2005

JANUARY 2 — Quarterback Jake Plummer brings his final season passing yards total to a franchise-record 4,089 yards in the regular-season finale against Indianapolis. In the same game, he ties John Elway's franchise record with 27 touchdowns passes in a single season. Linebacker D.J. Williams becomes the first rookie in franchise history to lead the team in tackles with 114. The Broncos' offense yields a franchise-low 15.0 sacks, marking the third-fewest in the NFL for the year. The team earns its second consecutive trip to the postseason. **FEBRUARY 13** — Newcomers John Lynch and Champ Bailey both play in the Pro Bowl. **MARCH** — The renovation of the locker room at the team's headquarters, the Paul D. Bowlen Memorial Broncos Centre, is complete. **MAY** — The Broncos conclude season ticket renewals and waiting list additions for 2005, leading to an anticipated 36th consecutive season of home sellouts. **SEPTEMBER 26** — Wide receiver Rod Smith becomes the first undrafted player in NFL history to reach 10,000 career receiving yards with a 19-yard catch from Jake Plummer in the third quarter of a home *Monday Night Football* game against the Chiefs. **OCTOBER 16** — The Broncos tie an NFL record by not committing a turnover for the fourth consecutive game during their victory against New England. **NOVEMBER 24** — Jake Plummer's streak of consecutive passes without an interception ends at 229 attempts with a second-quarter interception at Dallas in the Broncos' 24-21 overtime win against the Cowboys on Thanksgiving Day. Plummer's 229 attempts without an interception lasted eight complete games and 34 quarters and was the fourth-longest in the NFL since 1996. **DECEMBER 11** — Mike Shanahan becomes the Broncos' all-time leader in career victories, collecting his 118th career win with Denver's 12-10 win against Baltimore at INVESCO Field at Mile High. Champ Bailey records an interception for the fifth consecutive game, setting a franchise record. **DECEMBER 17** — With a win at Buffalo, the Broncos clinch a playoff berth for the third consecutive season, tying for the longest streak of consecutive postseason appearances in franchise history. **DECEMBER 24** — The Broncos defeat the Oakland Raiders 22-3 on Dec. 24 at INVESCO Field at Mile High to post a perfect home record (8-0) for the fifth time in team history. The win also clinched the club's 10th division title and first since the 1998 season as well as the No. 2 seed in the AFC Playoffs. **DECEMBER 31** — Denver concludes the regular season with a 23-7 win at San Diego, putting the team's record at 13-3 to tie for the second-most wins in a season in franchise history. The Broncos finish the year with their second consecutive No. 5 NFL ranking in overall offense (360.4 ypg.) and post the second-highest rushing total (2,539 yds.) in club annals. Denver's run defense ranks second in the NFL (85.2 ypg.) and records the third-best single-season mark in team history. The Broncos finish the year ranked second in the NFL with a +20 turnover ratio and set a franchise record with a league-low 16 giveaways. Wide receiver Rod Smith totals his eighth 1,000-yard receiving season (1,105 yds.). The Broncos become only the third team in NFL history to have two 900-yard rushers (Mike Anderson, Tatum Bell), a 1,000-yard receiver (Rod Smith) and a 3,000-yard passer (Jake Plummer) in the same season.

2006

JANUARY 14 — The Broncos defeat the Patriots 27-13 in an AFC Divisional Playoff Game to mark the club's first postseason victory at INVESCO Field at Mile High and propel the team to the AFC Championship Game. The win, which was Denver's first in the postseason since defeating Atlanta to capture Super Bowl XXXIII on Jan. 31, 1999, ended the Patriots' NFL-record 10-game postseason winning streak and halted the title hopes of the two-time defending Super Bowl champions. Kicker Jason Elam becomes Denver's all-time postseason leader in points and field goals against the Patriots. In addition, the win gave Head Coach Mike Shanahan more postseason victories (8) than any coach in Broncos history. **JANUARY 22** — The Broncos host the Steelers in the AFC Championship Game at INVESCO Field at Mile High but lose 34-17, marking the club's first home loss in a conference championship game (4-1). **FEBRUARY 12** — Cornerback Champ Bailey, safety John Lynch, wide receiver Rod Smith and linebacker Al Wilson play in the Pro Bowl. Quarterback Jake Plummer was selected to play in the all-star game as an alternate but was unable to participate due to an injury. **FEBRUARY 22** — The Broncos extended the contract of General Manager Ted Sundquist through the 2008 season with an option for the 2009 campaign. **APRIL 29** — On the first day of the 2006 NFL Draft, the Broncos acquire the 11th overall pick from St. Louis (in exchange for the 15th overall pick and a 2006 third-round choice) and select highly touted Vanderbilt quarterback Jay Cutler. **MAY** — The Broncos conclude season ticket renewals and waiting list additions for 2006, leading to an anticipated 37th consecutive season of home sellouts. **SEPTEMBER 10** — In the Broncos' season opener at St. Louis, wide receiver Rod Smith becomes the 15th player in NFL history to record 800 career receptions. **OCTOBER 9** — Head Coach Mike Shanahan coaches his 200th career regular season game against Baltimore on *Monday Night Football* as the Broncos defeat the Ravens 13-3. Shanahan's 125 wins through his first 200 games tie for the third most by a coach in the Super Bowl era (since 1966). **OCTOBER 22** — By allowing only one touchdown in its 17-7 win at Cleveland, Denver becomes the first team since the 1934 Detroit Lions to allow two or fewer touchdowns through its first six games of a season. **NOVEMBER 5** — The Broncos play their 700th all-time regular season game at Pittsburgh and defeat the Steelers 31-20. **NOVEMBER 23** — The Broncos visit the Chiefs on Thanksgiving Night in the first-ever game broadcast live by NFL Network but suffer a 19-10 loss to Kansas City. **NOVEMBER 27** — Rookie Jay Cutler is named the Broncos' starting quarterback by Head Coach Mike Shanahan at a Monday press conference, replacing Jake Plummer. **DECEMBER 3** — Jay Cutler makes the first start of his career in a *Sunday Night Football* game against Seattle at INVESCO Field at Mile High. He completes 10-of-21 passes for 143 yards with two touchdowns and two interceptions as Denver loses to the Seahawks, 23-20. **DECEMBER 24** — With two touchdown passes against Cincinnati, Jay Cutler becomes the

2007

2008

2009

317

HISTORICAL HIGHLIGHTS, CONT.

rookie head coach since 1930 as he joined Red Miller (1977) as only the second head coach in Denver history to win his first six games with the club. **DECEMBER 13** — Wide receiver Brandon Marshall sets an NFL record with 21 receptions (200 yds.) in a 28-16 loss at Indianapolis. **DECEMBER 27** — Dumervil records two sacks in Denver's 30-27 loss at Philadelphia to set a Broncos single-season sack record (17).

2010

JANUARY 3 — Denver concludes its 50th season with an 8-8 record following a 44-24 loss to the Kansas City Chiefs. **JANUARY 31** — Cornerback Champ Bailey, tackle Ryan Clady, safety Brian Dawkins, outside linebacker/defensive end Elvis Dumervil and wide receiver Brandon Marshall play in the Pro Bowl. **FEBRUARY 6** — Running back Floyd Little is elected to the Pro Football Hall of Fame, joining John Elway (1983-98) and Gary Zimmerman (1993-97) as one of three Pro Football Hall of Famers who spent a primary portion of their career with the Broncos. Little joins Russ Grimm, Rickey Jackson, Dick LeBeau, John Randle, Jerry Rice and Emmitt Smith in the Hall of Fame Class of 2010 with enshrinement scheduled for Aug. 7. **SEPTEMBER 20** — Wide receiver Kenny McKinley dies at age 23; the team wears McKinley's No. 11 jersey emblem in remembrance for the rest of the season. **OCTOBER 31** — The Broncos play their first regular-season game on foreign soil when they drop a 24-16 decision to the San Francisco 49ers in London as part of the NFL's International Series. **DECEMBER 6** — Josh McDaniels is relieved of his duties as head coach of the Broncos. Eric Studesville, who tutored the running backs in his first season with the Broncos, takes over as the interim head coach for the season's final four games. **DECEMBER 19** — Rookie quarterback Tim Tebow makes his first career start in a 39-23 loss against Oakland, finishing with the highest passer rating (100.5 / 8-of-16, 138 yds., TD) by a Broncos rookie making his first NFL start and adding 78 yards rushing to mark the third-highest rushing total by a Broncos quarterback in team history. **DECEMBER 27** — Wide receiver Brandon Lloyd is named to his first career Pro Bowl. The ninth-year pro finished the season as the first player in team history to lead the NFL in receiving yards (1,448), while also setting career highs in receptions (77), receiving average (18.8) and receiving touchdowns (11).

2011

JANUARY 2 — Denver concludes the regular season with a 4-12 record after a 33-28 loss to San Diego at INVESCO Field at Mile High. **JANUARY 5** — Hall of Fame quarterback John Elway is named Executive Vice President of Football Operations and Joe Ellis is appointed as President of the Broncos. **JANUARY 13** — John Fox is named the 14th head coach in team history after spending the previous nine years at the helm of the Carolina Panthers, where he led the team to two NFC South titles and an appearance in Super Bowl XXXVIII. **JANUARY 27** — Cornerback Champ Bailey was selected to his 10th career Pro Bowl, passing Hall of Famer Mike Haynes for the most Pro Bowls in NFL history at the cornerback position. **JANUARY 31** — Longtime college scout Cornell Green is named AFC Scout of the Year by the Fritz Pollard Alliance. **FEBRUARY 5** — Tight end Shannon Sharpe is elected to the Pro Football Hall of Fame, joining Richard Dent, Marshall Faulk, Chris Hanburger, Les Richter, Ed Sabol and Deion Sanders in the Hall of Fame Class of 2011 with enshrinement scheduled for Aug. 6. **FEBRUARY 25** — Head Athletic Trainer Steve "Greek" Antonopoulos is honored as the 2011 Fain-Cain Memorial Award recipient at the NFL Physicians Society Scientific Meeting in Indianapolis. **AUGUST 16** — The Metropolitan Football Stadium District agreed on a deal with Sports Authority to rename the Broncos' stadium Sports Authority Field at Mile High. **OCTOBER 9** — Quarterback Kyle Orton is replaced by quarterback Tim Tebow at halftime of the Broncos' 29-24 loss to the San Diego Chargers. Tebow went on to lead the Broncos to a 7-4 record down the stretch—including six consecutive wins at one point—as a starter. **DECEMBER 27** — Cornerback Champ Bailey, defensive end Elvis Dumervil and linebacker Von Miller are named to the 2012 Pro Bowl. Bailey becomes one of just six players in NFL history to be selected to 11 Pro Bowls. Miller becomes just the second Broncos rookie (K David Treadwell, 1989) to be selected to the league's annual All-Star Game as a rookie.

2012

JANUARY 1 — Denver loses to the Kansas City Chiefs by a score of 7-3 but still manages to capture its first AFC West title and postseason berth in six seasons. The Broncos set a team record with 2,632 rushing yards on the season. **JANUARY 8** — Quarterback Tim Tebow finds wide receiver Demaryius Thomas for an 80-yard touchdown on the first play of overtime to give Denver a 29-23 win over the Pittsburgh Steelers in their AFC Wild Card matchup. Head Coach John Fox becomes just the third head coach since the 1970 merger to take over a team with four or fewer victories the season before and lead it to a division title and a playoff win in his first season. **JANUARY 11** — Former Broncos Owner Edgar Kaiser passes away at the age of 69. **JANUARY 14** — The Broncos fall to the New England Patriots 45-10 to end their 2011 season with an overall record of 9-9. **JANUARY 17** — Offensive tackle Ryan Clady and Willis McGahee are added to the AFC Pro Bowl roster and Matt Russell is promoted to director of player personnel after serving the previous three seasons as the club's director of college scouting. **JANUARY 28** — The Broncos name Jack Del Rio as the team's seventh defensive coordinator in seven seasons. **FEBRUARY 3** — Denver hires former agent Mike Sullivan as the team's director of football administration. **FEBRUARY 4** — Linebacker Von Miller is named NFL Defensive Rookie of the Year by the Associated Press to become the first Broncos player to win the award since linebacker Mike Croel in 1991. **MARCH 20** — The Broncos sign quarterback Peyton Manning, the only four-time MVP in NFL history. **MARCH 21** — Denver trades quarterback Tim Tebow to the New York Jets. **MAY** — The Broncos conclude season ticket renewals and waiting list additions for 2012, leading to an anticipated 43rd consecutive season of home sellouts. **MAY 7** — The Broncos and General Manager Brian Xanders part ways... Xanders had worked for the club since 2008 when he was hired as an assistant general manager... **MAY 17** — Former wide receiver Rod Smith is selected as the 23rd member of the Denver Broncos Ring of Fame... **SEPTEMBER 9** — Broncos win their season opener 31-19 over the Pittsburgh Steelers as Peyton Manning became the third (and fastest) player in NFL history to throw 400 touchdowns... **OCTOBER 15** — Tailing the San Diego Chargers 24-0 at halftime on *Monday Night Football*, the Broncos tie for the largest comeback in team history (and tie for the largest road comeback in NFL history) with a 35-24 win... **DECEMBER 26** — Five Broncos are named to the AFC Pro Bowl squad: cornerback Champ Bailey, tackle Ryan Clady, defensive end Elvis Dumervil, quarterback Peyton Manning and linebacker Von Miller... **DECEMBER 30** — Denver finishes the regular season with a 13-3 record and the AFC's No. 1 seed by completing a sweep of its AFC West opponents with a 38-3 win against the Kansas City Chiefs... Broncos Head Coach John Fox captures his 100th overall career win in the season finale and Denver ends the year on an 11-game win streak (all by 7+ points) to tie for the second-longest streak in league history).

2013

JANUARY 12 — Denver's season ends with a 38-35 overtime loss to the eventual Super Bowl-champion Baltimore Ravens in the coldest playoff game (13°) in team history... **JANUARY 17** — Quarterbacks Coach Adam Gase is promoted to offensive coordinator after former O.C. Mike McCoy is hired as head coach of the San Diego Chargers... **JANUARY 26** — Offensive guard Zane Beadles and wide receiver Demaryius Thomas are added to the Pro Bowl roster to represent the first such honor of each of their careers... **FEBRUARY 2** — Quarterback Peyton Manning is named Associated Press Comeback Player of the Year in addition to receiving first-team All-Pro honors... **MAY 7** — Tom Heckert is hired as the team's director of pro personnel... **SEPTEMBER 5** — The Broncos host the NFL Kickoff Game against the Super Bowl-champion Baltimore Ravens and avenge their loss to the club with a 49-27 win in which quarterback Peyton Manning ties an NFL record with seven passing touchdowns... **SEPTEMBER 27** — Ring of Fame Plaza is unveiled at Sports Authority Field at Mile High featuring pillars honoring

each of the Ring's distinguished members... **NOVEMBER 4** — Head Coach John Fox undergoes a successful aortic valve replacement surgery after falling ill during the team's bye week. Defensive Coordinator Jack Del Rio is named the interim head coach and guides the Broncos to a 4-1 record during John Fox's recovery... **NOVEMBER 10** — The Broncos beat the Chargers 28-20 in Del Rio's debut as interim head coach and Owner Pat Bowlen earns his 300th career win to become the first owner in professional football history to reach 300 victories in 30 years... **NOVEMBER 19** — The Broncos break ground on a \$35 construction and renovation project at their team headquarters, including a new indoor practice facility west of the existing facility... **DECEMBER 8** — Head Coach John Fox returns to the sidelines during Denver's 51-28 win against Tennessee that saw kicker Matt Prater boot an NFL-record 64-yard field goal... **DECEMBER 15** — Quarterback Peyton Manning is named *Sports Illustrated's* 2013 Sportsman of the Year... **DECEMBER 22** — The Broncos clinch their third consecutive AFC West title with a 37-13 win against Houston. Quarterback Peyton Manning breaks the single-season NFL record with his 51st passing touchdown of the season... **DECEMBER 29** — Denver closes out its regular season with a 34-14 win against Oakland. The Broncos end the year scoring the most points (606) in league history and Manning breaks the NFL single-season mark with 5,477 passing yards (and extends his single-season touchdown record to 55).

2014

JANUARY 19 — The Broncos earn their seventh Super Bowl trip in team history with a 26-16 win against New England in the AFC Championship Game. Peyton Manning becomes the third starting quarterback in NFL history to win a conference title with two different teams... **FEBRUARY 1** — Manning earns his NFL-record fifth Associated Press Most Valuable Player award... **FEBRUARY 2** — Head Coach John Fox becomes the sixth NFL coach to lead multiple teams to the Super Bowl as the Broncos find themselves on the losing end of a 43-8 game in Super Bowl XLVIII... **MAY 6** — Halfback/kicker Gene Mingo, wide receiver/returner Rick Upchurch and head coach Dan Reeves are elected as the newest members of the Broncos Ring of Fame... **JULY 23** — The Broncos announce that Owner Pat Bowlen has been privately battling Alzheimer's disease and is no longer able to be part of the team's daily operations... It is disclosed that the franchise is being held in a trust—the Pat Bowlen Trust—overseen by non-family trustees with President & CEO Joe Ellis continuing to operate the team with full authority on all matters... **OCTOBER 5** — Demaryius Thomas establishes a franchise record with 226 receiving yards against Arizona. Manning throws his 500th career touchdown pass to join Brett Favre in the exclusive 500 TD Club... **OCTOBER 9** — Manning throws three touchdowns against San Francisco to give him 509 for his career, passing Favre (508) for the most in NFL history... **DECEMBER 14** — Denver earns a 22-10 victory against San Diego to earn its fourth consecutive AFC West Division title. The game marks the Broncos' 12th straight divisional road win to tie for the longest such streak in league history... **DECEMBER 7** — Manning's streak of 51 consecutive games with at least one touchdown pass—the third-longest streak all-time—comes to an end in Denver's Week 14 win against Buffalo... **DECEMBER 23** — An NFL-high nine Broncos are initially selected to play in the 2015 Pro Bowl... **DECEMBER 28** — Denver closes out its regular season with a 47-14 win against Oakland to earn the AFC's No. 2 playoff seed.

2015

JANUARY 12 — The Broncos and Head Coach John Fox mutually part ways following Denver's 24-13 loss to Indianapolis in the AFC Divisional Playoffs... **JANUARY 19** — Former Broncos quarterback and offensive coordinator Gary Kubiak is named the 15th head coach in franchise history. Running back C.J. Anderson becomes the 11th Bronco to be named to the 2015 Pro Bowl, representing the most selections in a single year in team history... **MAY 13** — Broncos Owner Pat Bowlen is elected as the 28th member of the club's Ring of Fame... **SEPT. 13** — Denver beats Baltimore 19-13 in Week 1 to give Gary Kubiak a win in his Broncos debut as head coach... **SEPT. 17** — The Broncos earn a 31-24 win against the Kansas City Chiefs at Arrowhead Stadium for their NFL-record 13th consecutive divisional road win... **NOV. 1** — Denver (6-0) defeats the previously unbeaten Green Bay Packers (6-0), holding quarterback Aaron Rodgers to just 77 yards passing—the lowest total of his career... Quarterback Peyton Manning earns his 186th career regular-season win to tie Brett Favre for the most by a starting quarterback in NFL history... Broncos Owner Pat Bowlen is officially inducted as the 28th member of the team's Ring of Fame in a halftime ceremony during Denver's game against Green Bay... **NOV. 15** — During Denver's 29-13 loss to Kansas City, Manning breaks Favre's NFL passing yardage record, finishing the game with 71,871 career yards before leaving the game due to injury... **NOV. 22** — With Manning recovering from injury, fourth-year quarterback Brock Osweiler makes his first of seven consecutive starts and leads Denver to a 17-15 win at Chicago against former Head Coach John Fox... **NOV. 29** — Denver erases a 14-point, fourth-quarter deficit to earn a 30-24 overtime win against the previously unbeaten New England Patriots... **DEC. 22** — Cornerback Chris Harris Jr., linebacker Von Miller, cornerback Aqib Talib and linebacker DeMarcus Ware are selected to the Pro Bowl... **DEC. 28** — Denver snaps a two-game losing streak and clinches its fifth consecutive postseason berth with a 20-17 overtime win against the Cincinnati Bengals at Sports Authority Field at Mile High.

2016

JANUARY 3 — Broncos quarterback Peyton Manning returns from injury in the second half of Denver's regular-season finale against the San Diego Chargers and helps spark the team to a 27-20 win to clinch its fifth consecutive AFC West Division title and the AFC's No. 1 seed... **JANUARY 24** — Denver holds off New England for a 20-18 win in the AFC Championship game to propel the club to its eighth Super Bowl appearance... The Broncos' two-point win against the Patriots was their 11th of the season decided by seven points or less to represent the most in NFL history... **FEBRUARY 7** — Denver captures third World Championship by defeating the Carolina Panthers 24-10 in Super Bowl 50 in Santa Clara, Calif... Linebacker Von Miller becomes just the 10th defensive player to earn Super Bowl MVP honors by totaling 25 sacks and two forced fumbles against the Panthers... **FEBRUARY 9** — An estimated 1 million fans gather in downtown Denver for a victory parade and rally to honor the World Champion Denver Broncos... **MARCH 6** — Quarterback Peyton Manning informs the Broncos of his decision to retire and the team holds a press conference the next day at UHealth Training Center to honor the NFL's only five-time MVP... **MAY 17** — Kicker Jason Elam, linebacker Simon Fletcher and safety John Lynch are elected as the newest members of the Broncos Ring of Fame... **JUNE 6** — Broncos coaches, players and football staff visit the White House as guests of President Barack Obama in recognition of the team's victory in Super Bowl 50... **JUNE 12** — Members of the Super Bowl 50 team receive their championship rings in a ceremony and celebration at Sports Authority Field at Mile High... **SEPTEMBER 8** — Denver hosts the NFL Kickoff Game against the Carolina Panthers and comes out with a 21-20 win in a rematch of Super Bowl 50... **OCTOBER 24** — Kicker Jason Elam, linebacker Simon Fletcher and safety John Lynch—are officially inducted into the Broncos Ring of Fame during halftime of Denver's 27-9 win against the Houston Texans on *Monday Night Football*.

2017

JANUARY 1 — The Broncos earn a 24-6 win against the Oakland Raiders in their 2016 season finale to improve to 9-7 and ensure their 29th all-time winning season... **JANUARY 2** — Gary Kubiak steps down as head coach of the Broncos after helping Denver to the second-most wins in the NFL (24) in his two seasons and leading the team to its third Super Bowl title... **JANUARY 11** — Vance Joseph is introduced as the 16th head coach in Broncos history... **MARCH 13** — Outside linebacker DeMarcus Ware informs the Broncos of his decision to retire after three years with the team and 12 seasons overall in the NFL... **AUGUST 5** — Terrell Davis is officially inducted into the Pro Football Hall of Fame in Canton, Ohio... **SEPTEMBER 11** — Vance Joseph becomes the 12th coach in team history to win his regular-season debut, a 24-21 victory over the L.A. Chargers... **NOVEMBER 9** — Red Miller is officially inducted into the Broncos Ring of Fame during halftime of Denver's game against Cincinnati; A Pro Football Hall of Fame logo is unveiled next to Terrell Davis' Ring of Fame placard in a pregame ceremony.

ALL-TIME LOGOS



1960-61



1962-67



1968-96



1997-Pres.

ALL-TIME HELMETS



1960-61



1962-66



1967



1968-1996



1997-Pres.

ALL-TIME UNIFORMS



1960-61



1962-64



1965-66



1967



1968-96

Note: Through the years, there were minor variances in the team's official jerseys and helmets not depicted above.



Uniforms worn from 1968-96 had minor sock and jersey design variations in several seasons from the one displayed, which reflects the exact uniform worn in the late 1980s.

The Broncos switched back to orange jerseys (right) in 2012. The home navy jersey (left), which has been used since 1997, is still be worn as an alternate uniform by the team.





ALL-TIME GAME RESULTS

(* indicates night game)

1960

HEAD COACH: Frank Filchock

PRESEASON (0-5)

Day/Date	Score	W/L	Opponent	Location	Attend.
Fri., Aug. 5*	6-43	L	Boston Patriots	Providence, R.I.	4,706
Sat., Aug. 13*	14-31	L	Buffalo Bills	Rochester, N.Y.	6,200
Sat., Aug. 20*	3-42	L	Houston Oilers	Jeppesen Stadium	19,500
Sat., Aug. 27*	0-48	L	Dallas Texans	Little Rock, Ark.	5,500
Sat., Sept. 3*	30-36	L	Los Angeles Chargers	Los Angeles Coliseum	21,516
	53-192				57,422

REGULAR SEASON (4-9-1 overall / 4th AFL West / 2-4-1 home / 2-5 away)

Day/Date	Score	W/L	Opponent	Location	Attend.	Temp.	Den. QB	Opp. QB
Fri., Sept. 9*	13-10	W	Boston Patriots	Boston Univ. Field	21,597	78°	Tripucka	Songin
Sun., Sept. 18	27-21	W	Buffalo Bills	War Memorial Stadium	15,229	62°	Tripucka	O'Connell
Fri., Sept. 23*	24-28	L	New York Titans	Polo Grounds	20,462	70°	Tripucka	Dorow
Sun., Oct. 2	31-14	W	Oakland Raiders	Bears Stadium	18,372	71°	Tripucka	Flores
Sun., Oct. 16	19-23	L	Los Angeles Chargers	Bears Stadium	19,141	57°	Tripucka	Kemp
Sun., Oct. 23	31-24	W	Boston Patriots	Bears Stadium	12,683	69°	Tripucka	Songin
Sun., Oct. 30	14-17	L	Dallas Texans	Bears Stadium	13,002	45°	Tripucka	Davidson
Sun., Nov. 6	25-45	L	Houston Oilers	Bears Stadium	14,489	53°	Tripucka	Blanda
Sun., Nov. 13	7-34	L	Dallas Texans	Cotton Bowl	21,000	68°	Tripucka	Davidson
Sun., Nov. 20	10-20	L	Houston Oilers	Jeppesen Stadium	20,778	68°	Tripucka	Lee
Sun., Nov. 27	38-38	T	Buffalo Bills	Bears Stadium	7,785	37°	Tripucka	O'Connell
Sun., Dec. 4	27-30	L	New York Titans	Bears Stadium	5,861	33°	Tripucka	Dorow
Sat., Dec. 10	33-41	L	Los Angeles Chargers	Los Angeles Coliseum	9,928	62°	Tripucka	Kemp
Sat., Dec. 17	10-48	L	Oakland Raiders	Candlestick Park	7,000	50°	Tripucka	Flores
(Bye Oct. 9)	309-393				207,327			

1961

HEAD COACH: Frank Filchock

PRESEASON (1-4)

Day/Date	Score	W/L	Opponent	Location	Attend.
Sat., Aug. 12*	13-31	L	Dallas Texans	Midland, Texas	10,000
Sat., Aug. 19*	48-21	W	Oakland Raiders	Spokane, Washington	6,500
Fri., Aug. 25*	27-29	L	Dallas Texans	Fort Worth, Texas	21,710
Fri., Sept. 1*	10-42	L	Houston Oilers	Mobile, Alabama	10,087
Mon., Sept. 4	12-49	L	Oakland Raiders	Candlestick Park	6,300
	110-172				54,597

REGULAR SEASON (3-11 overall / 3rd AFL West / 2-5 home / 1-6 away)

Day/Date	Score	W/L	Opponent	Location	Attend.	Temp.	Den. QB	Opp. QB
Sun., Sept. 10	22-10	W	Buffalo Bills	War Memorial Stadium	16,636	85°	Tripucka	O'Connell
Sat., Sept. 16*	17-45	L	Boston Patriots	Boston Univ. Field	14,479	65°	Tripucka	Parilli
Sun., Sept. 24	28-35	L	New York Titans	Polo Grounds	14,381	80°	Tripucka	Dorow
Sun., Oct. 1	19-33	L	Oakland Raiders	Candlestick Park	8,361	73°	Herring	Flores
Sun., Oct. 8	12-19	L	Dallas Texans	Bears Stadium	14,500	44°	Tripucka	Davidson
Sun., Oct. 15	27-24	W	Oakland Raiders	Bears Stadium	11,129	75°	Tripucka	Flores
Sun., Oct. 22	27-10	W	New York Titans	Bears Stadium	12,508	57°	Tripucka	Dorow
Sun., Oct. 29	0-37	L	San Diego Chargers	Balboa Stadium	32,584	66°	Tripucka	Kemp
Sun., Nov. 5	14-55	L	Houston Oilers	Bears Stadium	11,564	35°	Tripucka	Blanda
Sun., Nov. 12	16-19	L	San Diego Chargers	Bears Stadium	7,859	30°	Tripucka	Kemp
Sun., Nov. 19	10-23	L	Buffalo Bills	Bears Stadium	7,645	29°	Tripucka	Green
Sun., Nov. 26	14-45	L	Houston Oilers	Jeppesen Stadium	27,874	80°	Herring	Blanda
Sun., Dec. 3	24-28	L	Boston Patriots	Bears Stadium	9,303	55°	Herring	Songin
Sun., Dec. 10	21-49	L	Dallas Texans	Cotton Bowl	8,000	50°	Herring	Davidson
(Bye Dec. 17)	251-432				196,823			

1962

HEAD COACH: Jack Faulkner

PRESEASON (2-2)

Day/Date	Score	W/L	Opponent	Location	Attend.
Fri., Aug. 10*	17-33	L	Houston Oilers	Atlanta, Ga.	11,500
Sat., Aug. 18*	24-31	L	San Diego Chargers	Balboa Stadium	19,168
Fri., Aug. 24*	27-24	W	Dallas Texans	Fort Worth, Texas	18,000
Fri., Aug. 31*	41-12	W	Oakland Raiders	Stockton, Calif.	5,000
	109-100				53,668

REGULAR SEASON (7-7 overall / 2nd AFL West / 3-4 home / 4-3 away)

Day/Date	Score	W/L	Opponent	Location	Attend.	Temp.	Den. QB	Opp. QB
Fri., Sept. 7*	30-21	W	San Diego Chargers	Univ. of Denver Stadium	28,000	70°	Tripucka	Kemp
Sat., Sept. 15*	23-20	W	Buffalo Bills	War Memorial Stadium	30,577	60°	Tripucka	Dorow
Fri., Sept. 21*	16-41	L	Boston Patriots	Boston Univ. Field	21,038	50°	Tripucka	Parilli
Sun., Sept. 30	32-10	W	New York Titans	Polo Grounds	17,213	66°	Tripucka	Grosscup
Fri., Oct. 5*	44-7	W	Oakland Raiders	Bears Stadium	22,452	56°	Shaw	Davidson
Sun., Oct. 14	23-6	W	Oakland Raiders	Frank Youell Field	7,000	60°	Tripucka	Davidson
Sun., Oct. 21	20-10	W	Houston Oilers	Bears Stadium	34,496	72°	Tripucka	Blanda
Sun., Oct. 28	38-45	L	Buffalo Bills	Bears Stadium	26,051	59°	Tripucka	Rabb
Sun., Nov. 4	23-20	W	San Diego Chargers	Balboa Stadium	20,827	63°	Tripucka	Hadl
Sun., Nov. 11	29-33	L	Boston Patriots	Bears Stadium	28,187	57°	Tripucka	Parilli
Sun., Nov. 18	3-24	L	Dallas Texans	Bears Stadium	23,523	26°	Tripucka	Dawson
Thu., Nov. 22	45-46	L	New York Titans	Bears Stadium	15,776	43°	Tripucka	Green
Sun., Dec. 2	17-34	L	Houston Oilers	Jeppesen Stadium	30,650	70°	Tripucka	Blanda
Sun., Dec. 9	10-17	L	Dallas Texans	Cotton Bowl	19,137	51°	Tripucka	Dawson
(Bye Dec. 16)	353-334				324,927			

1963

HEAD COACH: Jack Faulkner

PRESEASON (2-3)

Day/Date	Score	W/L	Opponent	Location	Attend.	Temp.	Den. QB	Opp. QB
Sat., Aug. 3*	27-10	W	Houston Oilers	Univ. of Denver Stadium	11,445	62°	Slaughter	Blanda
Sun., Aug. 11	19-35	L	Oakland Raiders	Frank Youell Field	9,655	68°	Wood	Davidson
Sat., Aug. 17*	31-25	W	San Diego Chargers	Univ. of Denver Stadium	11,135	65°	Trippucka	Hadl
Fri., Aug. 23*	16-30	L	Kansas City Chiefs	Municipal Stadium	6,865	92°	Shaw	Dawson
Sat., Aug. 31*	14-21	L	Buffalo Bills	Winston-Salem, N.C.	7,000	78°	Trippucka	Kemp
	107-121				46,100			

REGULAR SEASON (2-11-1 overall / 4th AFL West / 2-5 home / 0-6-1 away)

Day/Date	Score	W/L	Opponent	Location	Attend.	Temp.	Den. QB	Opp. QB
Sat., Sept. 7*	7-59	L	Kansas City Chiefs	Univ. of Denver Stadium	21,115	70°	Trippucka	Dawson
Sat., Sept. 14*	14-20	L	Houston Oilers	Jeppesen Stadium	23,147	78°	Trippucka	Blanda
Sun., Sept. 29	14-10	W	Boston Patriots	Bears Stadium	18,636	76°	Slaughter	Parilli
Sun., Oct. 6	50-34	W	San Diego Chargers	Bears Stadium	18,428	80°	McCormick	Rote
Sun., Oct. 13	24-33	L	Houston Oilers	Bears Stadium	24,087	77°	McCormick	Blanda
Fri., Oct. 18*	21-40	L	Boston Patriots	Fenway Park	25,418	64°	Slaughter	Parilli
Sat., Oct. 26*	35-35	T	New York Jets	Polo Grounds	20,377	69°	Slaughter	Wood
Sun., Nov. 3	28-30	L	Buffalo Bills	Bears Stadium	19,424	51°	Slaughter	Kemp
Sat., Nov. 9*	17-27	L	Buffalo Bills	War Memorial Stadium	30,989	46°	Breaux	Kemp
Sun., Nov. 17	9-14	L	New York Jets	Bears Stadium	14,247	36°	Slaughter	Wood
Thu., Nov. 28	10-26	L	Oakland Raiders	Bears Stadium	14,763	40°	McCormick	Flores
Sun., Dec. 8	21-52	L	Kansas City Chiefs	Municipal Stadium	17,443	36°	Slaughter	Dawson
Sun., Dec. 15	31-35	L	Oakland Raiders	Frank Youell Field	15,223	44°	Slaughter	Flores
Sun., Dec. 22	20-58	L	San Diego Chargers	Balboa Stadium	31,312	69°	Breaux	Rote
(Bye Sept. 22)	301-473				298,213			

1964

HEAD COACH: Jack Faulkner (4 games) & Mac Speedie (10 games)

PRESEASON (2-3)

Day/Date	Score	W/L	Opponent	Location	Attend.	Temp.	Den. QB	Opp. QB
Sat., Aug. 8*	20-34	L	San Diego Chargers	Balboa Stadium	26,293	72°	Slaughter	Rote
Sat., Aug. 14*	7-20	L	Oakland Raiders	Bears Stadium	13,545	78°	McCormick	Davidson
Fri., Aug. 20*	32-20	W	Houston Oilers	Jeppesen Stadium	32,127	80°	Lee	Blanda
Fri., Aug. 28*	10-14	L	Kansas City Chiefs	Farrington Field, Fort Worth, Texas	19,500	88°	Lee	Wilson
Sat., Sept. 5*	27-17	W	Boston Patriots	Univ. of Denver Stadium	20,568	76°	Lee	Parilli
	96-105				112,033			

REGULAR SEASON (2-11-1 overall / 4th AFL West / 2-4-1 home / 0-7-1 away)

Day/Date	Score	W/L	Opponent	Location	Attend.	Temp.	Den. QB	Opp. QB
Sat., Sept. 12*	6-30	L	New York Jets	Shea Stadium	45,665	64°	Lee	Wood
Sun., Sept. 20	13-30	L	Buffalo Bills	War Memorial Stadium	28,501	65°	Lee	Kemp
Sat., Sept. 27	17-38	L	Houston Oilers	Bears Stadium	22,651	63°	Lee	Blanda
Sun., Oct. 4	10-39	L	Boston Patriots	Bears Stadium	15,485	59°	Lee	Parilli
— Jack Faulkner out, Mac Speedie in as head coach —								
Sun., Oct. 11	33-27	W	Kansas City Chiefs	Bears Stadium	16,285	54°	Lee	Dawson
Sun., Oct. 18	14-42	L	San Diego Chargers	Balboa Stadium	23,332	73°	Lee	Hadl
Sun., Oct. 25	7-40	L	Oakland Raiders	Frank Youell Field	17,858	54°	Lee	Davidson
Sun., Nov. 1	39-49	L	Kansas City Chiefs	Municipal Stadium	15,053	73°	Slaughter	Dawson
Sun., Nov. 8	20-31	L	San Diego Chargers	Bears Stadium	19,670	73°	Lee	Hadl
Sun., Nov. 15	20-16	W	New York Jets	Bears Stadium	11,309	25°	Lee	Wood
Fri., Nov. 20*	7-12	L	Boston Patriots	Fenway Park	24,979	52°	Lee	Parilli
Sun., Nov. 29	20-20	T	Oakland Raiders	Bears Stadium	15,958	35°	Slaughter	Flores
Sun., Dec. 13	19-30	L	Buffalo Bills	Bears Stadium	14,431	38°	Slaughter	Lamonica
Sun., Dec. 20	15-34	L	Houston Oilers	Jeppesen Stadium	15,839	52°	Slaughter	Blanda
(Bye Dec. 6)	240-438				285,003			

1965

HEAD COACH: Mac Speedie

PRESEASON (1-4)

Day/Date	Score	W/L	Opponent	Location	Attend.	Temp.	Den. QB	Opp. QB
Sat., Aug. 7*	24-30	L	Kansas City Chiefs	Univ. of Denver Stadium	17,707	77°	Slaughter	Dawson
Sat., Aug. 14*	27-17	W	Oakland Raiders	Univ. of Utah Stadium, S.L.C., Utah	18,000	68°	McCormick	Flores
Sat., Aug. 21*	6-21	L	San Diego Chargers	Univ. of Denver Stadium	18,913	62°	Lee	Breaux
Sat., Aug. 28*	3-25	L	Houston Oilers	Alamo Stadium, San Antonio, Texas	12,666	88°	Slaughter	Trull
Sat., Sept. 4*	20-30	L	Oakland Raiders	Hughes Stadium, Sacramento, Calif.	14,550	70°	McCormick	Flores
	80-123				81,836			

REGULAR SEASON (4-10 overall / 4th AFL West / 2-5 home / 2-5 away)

Day/Date	Score	W/L	Opponent	Location	Attend.	Temp.	Den. QB	Opp. QB
Sat., Sept. 11*	31-34	L	San Diego Chargers	Balboa Stadium	27,022	65°	Slaughter	Hadl
Sun., Sept. 19	15-10	L	Buffalo Bills	Bears Stadium	30,682	46°	Slaughter	Kemp
Fri., Sept. 24*	27-10	W	Boston Patriots	Fenway Park	26,782	69°	Slaughter	Hadl
Sun., Oct. 3	16-13	W	New York Jets	Bears Stadium	34,988	83°	McCormick	Namath
Sun., Oct. 10	23-31	L	Kansas City Chiefs	Bears Stadium	31,001	79°	Slaughter	Beathard
Sun., Oct. 17	28-17	W	Houston Oilers	Bears Stadium	32,492	56°	McCormick	Blanda
Sun., Oct. 24	13-31	L	Buffalo Bills	War Memorial Stadium	45,046	40°	McCormick	Kemp
Sun., Oct. 31	10-45	L	New York Jets	Shea Stadium	53,717	72°	Slaughter	Taliaferro
Sun., Nov. 7	21-35	L	San Diego Chargers	Bears Stadium	33,073	63°	Slaughter	Hadl
Sun., Nov. 14	31-21	W	Houston Oilers	Rice Stadium	28,126	76°	McCormick	Blanda
Sun., Nov. 21	20-28	L	Oakland Raiders	Bears Stadium	30,369	52°	McCormick	Flores
Sun., Dec. 5	13-24	L	Oakland Raiders	Frank Youell Field	19,023	51°	Slaughter	Flores
Sun., Dec. 12	20-28	L	Boston Patriots	Bears Stadium	27,207	44°	Lee	Parilli
Sun., Dec. 19	35-45	L	Kansas City Chiefs	Municipal Stadium	14,421	48°	McCormick	Dawson
(Bye Nov. 28)	303-392				435,778			

1966

HEAD COACH: Mac Speedie (2 games) & Ray Malavasi (12 games)

PRESEASON (1-3)

Day/Date	Score	W/L	Opponent	Location	Attend.	Temp.	Den. QB	Opp. QB
Sat., Aug. 6*	30-32	L	Kansas City Chiefs	Univ. of Denver Stadium	17,771	80°	Slaughter	Dawson
Fri., Aug. 12*	3-25	L	Buffalo Bills	War Memorial Stadium	30,476	63°	Slaughter	Lamonica
Wed., Aug. 24*	28-16	W	Miami Dolphins	Memphis, Tenn.	18,442	68°	McCormick	Wilson, E.
Sun., Aug. 28	21-52	L	Oakland Raiders	Bears Stadium	14,074	84°	McCormick	Davidson
	82-126				80,763			

REGULAR SEASON (4-10 overall / 4th AFL West / 3-4 home / 1-6 away)

Day/Date	Score	W/L	Opponent	Location	Attend.	Temp.	Den. QB	Opp. QB
Sat., Sept. 3*	7-45	L	Houston Oilers	Rice Stadium	30,156	85°	Slaughter	Blanda
Sun., Sept. 18	10-24	L	Boston Patriots	Bears Stadium	25,337	70°	McCormick	Parilli
— Mac Speedie out, Ray Malavasi in as head coach —								
Sun., Sept. 25	7-16	L	New York Jets	Bears Stadium	29,878	77°	McCormick	Namath
Sun., Oct. 2	40-38	W	Houston Oilers	Bears Stadium	27,203	77°	McCormick	Blanda
Sat., Oct. 8*	10-37	L	Kansas City Chiefs	Municipal Stadium	33,929	71°	McCormick	Dawson
Sun., Oct. 16	7-24	L	Miami Dolphins	Orange Bowl	23,393	82°	McCormick	Wilson
Sun., Oct. 23	10-56	L	Kansas City Chiefs	Bears Stadium	26,196	58°	Choboian	Dawson
Sun., Oct. 30	17-24	L	San Diego Chargers	Balboa Stadium	25,819	71°	Choboian	Hadl
Sun., Nov. 6	17-10	W	Boston Patriots	Fenway Park	18,154	42°	Choboian	Parilli
Sun., Nov. 20	3-17	L	Oakland Raiders	Bears Stadium	26,703	65°	Choboian	Flores
Sun., Nov. 27	20-17	W	San Diego Chargers	Bears Stadium	24,860	45°	Choboian	Tensi
Sun., Dec. 4	17-7	W	Miami Dolphins	Bears Stadium	32,592	49°	Choboian	Wood
Sun., Dec. 11	10-28	L	Oakland Raiders	Oakland-Alameda County Coliseum	31,765	55°	Choboian	Flores
Sun., Dec. 18	21-38	L	Buffalo Bills	War Memorial Stadium	40,538	39°	Glacken	Kemp
(Bye Sept. 11 & Nov. 13)	196-381				395,997			

1967

HEAD COACH: Lou Saban

PRESEASON (3-1)

Day/Date	Score	W/L	Opponent	Location	Attend.	Temp.	Den. QB	Opp. QB
Sat., July 29*	2-19	L	Miami Dolphins	Rubber Bowl, Akron, Ohio	7,000	73°	Kent	Norton
Sat., Aug. 5*	13-7	W	Detroit Lions (NFL)	Univ. of Denver Stadium	21,228	75°	Glacken	Sweetan
Fri., Aug. 18*	14-3	W	Minnesota Vikings (NFL)	Univ. of Denver Stadium	31,850	64°	Choboian	VanderKellen
Sun., Aug. 27	21-17	W	Oakland Raiders	North Platte, Neb.	6,500	88°	Tensi	Lamonica
	50-46				66,578			

REGULAR SEASON (3-11 overall / 4th AFL West / 1-6 home / 2-5 away)

Day/Date	Score	W/L	Opponent	Location	Attend.	Temp.	Den. QB	Opp. QB
Sun., Sept. 3	26-21	W	Boston Patriots	Bears Stadium	35,488	82°	Tensi	Parilli
Sun., Sept. 10	0-51	L	Oakland Raiders	Oakland-Alameda County Coliseum	25,423	73°	Tensi	Lamonica
Sun., Sept. 17	21-35	L	Miami Dolphins	Orange Bowl	29,381	86°	Tensi	Stofa
Sun., Sept. 24	24-38	L	New York Jets	Bears Stadium	35,365	84°	Tensi	Namath
Sun., Oct. 1	6-10	L	Houston Oilers	Rice Stadium	21,798	80°	Tensi	Davis
Sun., Oct. 8	16-17	L	Buffalo Bills	Bears Stadium	35,188	68°	Leclair	Kemp
Sun., Oct. 22	21-38	L	San Diego Chargers	Bears Stadium	34,464	72°	Tensi	Hadl
Sun., Oct. 29	9-52	L	Kansas City Chiefs	Municipal Stadium	44,002	64°	Tensi	Dawson
Sun., Nov. 5	17-21	L	Oakland Raiders	Bears Stadium	29,043	39°	Tensi	Lamonica
Sun., Nov. 12	18-20	L	Houston Oilers	Bears Stadium	30,392	61°	Leclair	Beathard
Sun., Nov. 19	21-20	W	Buffalo Bills	War Memorial Stadium	30,891	33°	Tensi	Kemp
Thu., Nov. 23*	20-24	L	San Diego Chargers	San Diego Stadium	34,586	70°	Tensi	Hadl
Sun., Dec. 3	33-24	W	New York Jets	Shea Stadium	61,615	51°	Tensi	Namath
Sun., Dec. 17	24-38	L	Kansas City Chiefs	Bears Stadium	31,660	41°	Tensi	Dawson
(Bye Oct. 15 & Dec. 10)	256-409				479,497			

1968

HEAD COACH: Lou Saban

PRESEASON (1-4)

Day/Date	Score	W/L	Opponent	Location	Attend.	Temp.	Den. QB	Opp. QB
Sat., Aug. 10*	15-13	W	Cincinnati Bengals	Univ. of Denver Stadium	13,841	55°	Tensi	Stofa
Sat., Aug. 17*	16-39	L	Minnesota Vikings (NFL)	Univ. of Denver Stadium	20,901	77°	Tensi	Cuzzo
Fri., Aug. 23*	6-22	L	San Francisco 49ers (NFL)	Univ. of Denver Stadium	22,254	72°	Tensi	Brodie
Fri., Aug. 30*	3-6	L	San Diego Chargers	Alamo Stadium, San Antonio, Texas	10,328	82°	Leclair	Hadl
Sat., Sept. 7*	7-23	L	Oakland Raiders	Portland, Ore.	18,031	74°	McCormick	Lamonica
	47-103				85,355			

REGULAR SEASON (5-9 overall / 4th AFL West / 3-4 home / 2-5 away)

Day/Date	Score	W/L	Opponent	Location	Attend.	Temp.	Den. QB	Opp. QB
Sun., Sept. 15	10-24	L	Cincinnati Bengals	Nippert Stadium	25,049	83°	McCormick	Stofa
Sun., Sept. 22	2-34	L	Kansas City Chiefs	Municipal Stadium	45,821	80°	Leclair	Dawson
Sun., Sept. 29	17-20	L	Boston Patriots	Bears Stadium	37,024	60°	Leclair	Taliaferro
Sun., Oct. 6	10-7	W	Cincinnati Bengals	Bears Stadium	41,257	72°	Briscoe	Stofa
Sun., Oct. 13	21-13	W	New York Jets	Shea Stadium	62,052	70°	Tensi	Namath
Sun., Oct. 20	24-55	L	San Diego Chargers	San Diego Stadium	42,953	73°	Tensi	Hadl
Sun., Oct. 27	21-14	W	Miami Dolphins	Bears Stadium	44,115	56°	Tensi	Griese
Sun., Nov. 3	35-14	W	Boston Patriots	Fenway Park	18,304	58°	Tensi	Taliaferro
Sun., Nov. 10	7-43	L	Oakland Raiders	Bears Stadium	50,002	38°	Tensi	Blanda
Sun., Nov. 17	17-38	L	Houston Oilers	Astrodome	36,075	Ind.	Tensi	Beathard
Sun., Nov. 24	34-32	W	Buffalo Bills	Bears Stadium	35,201	50°	Briscoe	Rutkowski
Sun., Dec. 1	23-47	L	San Diego Chargers	Bears Stadium	35,212	40°	Briscoe	Hadl
Sun., Dec. 8	27-33	L	Oakland Raiders	Oakland-Alameda County Coliseum	47,754	54°	Briscoe	Lamonica
Sat., Dec. 14	7-30	L	Kansas City Chiefs	Bears Stadium	38,463	51°	Briscoe	Dawson
(Bye Sept. 8)	255-404				559,382			

1969

HEAD COACH: Lou Saban

PRESEASON (1-4)

Day/Date	Score	W/L	Opponent	Location	Attend.	Temp.	Den. QB	Opp. QB
Sat., Aug. 9*	6-26	L	Minnesota Vikings (NFL)	Metropolitan Stadium	45,916	81°	Tensi	Kapp
Sat., Aug. 16*	22-28	L	New Orleans Saints (NFL)	Mile High Stadium	28,356	76°	Liske	Kilmer
Sat., Aug. 23*	19-15	W	San Francisco 49ers (NFL)	Mile High Stadium	33,161	75°	Tensi	Brodie
Sat., Aug. 31	10-26	L	Boston Patriots	Jacksonville, Fla.	18,375	87°	Tensi	Taliaferro
Sat., Sept. 6*	11-13	L	Cincinnati Bengals	Nippert Stadium	24,020	80°	Tensi	Cook
	68-108				149,828			

REGULAR SEASON (5-8-1 overall / 4th AFL West / 4-2-1 home / 1-6 away)

Day/Date	Score	W/L	Opponent	Location	Attend.	Temp.	Den. QB	Opp. QB
Sun., Sept. 14	35-7	W	Boston Patriots	Mile High Stadium	43,482	79°	Tensi	Taliaferro
Sun., Sept. 21	21-19	W	New York Jets	Mile High Stadium	50,583	76°	Tensi	Namath
Sun., Sept. 28	28-41	L	Buffalo Bills	War Memorial Stadium	40,302	57°	Liske	Kemp
Sun., Oct. 5	13-26	L	Kansas City Chiefs	Mile High Stadium	50,564	40°	Tensi	Livingston
Sun., Oct. 12	14-24	L	Oakland Raiders	Mile High Stadium	49,511	22°	Tensi	Lamonica
Sun., Oct. 19	30-23	W	Cincinnati Bengals	Nippert Stadium	27,920	70°	Tensi	Wyche
Sun., Oct. 26	21-24	L	Houston Oilers	Astrodome	45,348	Ind.	Tensi	Beathard
Sun., Nov. 2	13-0	W	San Diego Chargers	Mile High Stadium	45,511	32°	Tensi	Hadl
Sun., Nov. 9	10-41	L	Oakland Raiders	Oakland-Alameda County Coliseum	54,416	69°	Tensi	Lamonica
Sun., Nov. 16	20-20	T	Houston Oilers	Mile High Stadium	45,002	57°	Tensi	Trull
Sun., Nov. 23	24-45	L	San Diego Chargers	San Diego Stadium	34,664	75°	Tensi	Domres
Thu., Nov. 27	17-31	L	Kansas City Chiefs	Municipal Stadium	48,773	37°	Tensi	Dawson
Sun., Dec. 7	24-27	L	Miami Dolphins	Orange Bowl	25,332	75°	Tensi	Norton
Sun., Dec. 14	27-16	W	Cincinnati Bengals	Mile High Stadium	42,198	64°	Liske	Cook
	297-344				603,606			

1970

HEAD COACH: Lou Saban

PRESEASON (3-2)

Day/Date	Score	W/L	Opponent	Location	Attend.	Temp.	Den. QB	Opp. QB
Sat., Aug. 15*	26-16	W	St. Louis Cardinals	Mile High Stadium	36,327	68°	Liske	Hart
Sat., Aug. 22*	7-24	L	Baltimore Colts	Mile High Stadium	42,499	76°	Liske	Unitas
Sat., Aug. 29*	7-23	L	San Francisco 49ers	Autzen Stadium, Eugene, Ore.	26,238	70°	Liske	Brodie
Sat., Sept. 5*	30-17	W	Chicago Bears	Mile High Stadium	42,373	71°	Liske	Douglas
Fri., Sept. 11*	16-14	W	Boston Patriots	Ute Stadium, Salt Lake City, Utah	17,832	79°	Liske	Taliaferro
	86-94				165,269			

REGULAR SEASON (5-8-1 overall / 4th AFC West (1-4-1 Div.) / 3-3-1 home / 2-5 away)

Day/Date	Score	W/L	Opponent	Location	Attend.	Temp.	Den. QB	Opp. QB
Sun., Sept. 20	25-10	W	Buffalo Bills	War Memorial Stadium	34,882	75°	Liske	Darragh
Sun., Sept. 27	16-13	W	Pittsburgh Steelers	Mile High Stadium	50,705	64°	Liske	Bradshaw
Sun., Oct. 4	26-13	W	Kansas City Chiefs	Mile High Stadium	50,705	79°	Liske	Dawson
Sun., Oct. 11	23-35	L	Oakland Raiders	Oakland-Alameda County Coliseum	54,436	62°	Liske	Lamonica
Sun., Oct. 18	24-10	W	Atlanta Falcons	Mile High Stadium	50,705	61°	Liske	Berry
Sun., Oct. 25	14-19	L	San Francisco 49ers	Kezar Stadium	39,515	58°	Liske	Brodie
Sun., Nov. 1	3-19	L	Washington Redskins	Mile High Stadium	50,705	40°	Liske	Jurgensen
Sun., Nov. 8	21-24	L	San Diego Chargers	San Diego Stadium	48,327	70°	Tensi	Hadl
Sun., Nov. 15	19-24	L	Oakland Raiders	Mile High Stadium	50,959	50°	Tensi	Lamonica
Sun., Nov. 22	31-6	W	New Orleans Saints	Tulane Stadium	66,837	72°	Liske	Kilmer
Sun., Nov. 29	21-31	L	Houston Oilers	Astrodome	35,733	Ind.	Liske	Johnson, C.
Sun., Dec. 6	0-16	L	Kansas City Chiefs	Municipal Stadium	50,454	38°	Pastrana	Dawson
Sun., Dec. 13	17-17	T	San Diego Chargers	Mile High Stadium	50,959	48°	Pastrana	Hadl
Sun., Dec. 20	13-27	L	Cleveland Browns	Mile High Stadium	51,001	40°	Pastrana	Nelsen
	253-264				685,923			

1971

HEAD COACH: Lou Saban (9 games) & Jerry Smith (5 games)

PRESEASON (1-4)

Day/Date	Score	W/L	Opponent	Location	Attend.	Temp.	Den. QB	Opp. QB
Sat., Aug. 14*	13-17	L	Washington Redskins	Mile High Stadium	42,561	69°	Horn	Jurgensen
Sat., Aug. 21*	10-27	L	Atlanta Falcons	Memorial Stadium, Memphis, Tenn.	22,474	85°	Horn	Berry
Sat., Aug. 28*	17-33	L	San Francisco 49ers	Joe Albi Stadium, Spokane, Wash.	33,184	80°	Horn	Spurrier
Sat., Sept. 4*	14-7	W	Minnesota Vikings	Mile High Stadium	43,000	63°	Horn	Snead
Sun., Sept. 12*	17-33	L	Chicago Bears	Soldier Field	47,215	64°	Horn	Concannon
	71-117				188,434			

REGULAR SEASON (4-9-1 overall / 4th AFC West (1-5 Div.) / 2-4-1 home / 2-5 away)

Day/Date	Score	W/L	Opponent	Location	Attend.	Temp.	Den. QB	Opp. QB
Sun., Sept. 19	10-10	T	Miami Dolphins	Mile High Stadium	51,228	49°	Horn	Griese
Sun., Sept. 26	13-34	L	Green Bay Packers	Millwaukee County Stadium	47,957	59°	Horn	Hunter
Sun., Oct. 3	3-16	L	Kansas City Chiefs	Mile High Stadium	51,200	64°	Horn	Dawson
Sun., Oct. 10	16-27	L	Oakland Raiders	Mile High Stadium	51,200	82°	Horn	Lamonica
Sun., Oct. 17	20-16	W	San Diego Chargers	Mile High Stadium	51,200	62°	Horn	Hadl
Sun., Oct. 24	27-0	W	Cleveland Browns	Cleveland Stadium	75,674	60°	Horn	Nelsen
Sun., Oct. 31	16-17	L	Philadelphia Eagles	Veterans Stadium	65,358	63°	Horn	Arrington
Sun., Nov. 7	20-24	L	Detroit Lions	Mile High Stadium	51,200	58°	Horn	Landry
Sun., Nov. 14	10-24	L	Cincinnati Bengals	Mile High Stadium	51,200	56°	Horn	Carter
— Lou Saban out, Jerry Smith in as head coach —								
Sun., Nov. 21	10-28	L	Kansas City Chiefs	Municipal Stadium	49,945	41°	Ramsey	Dawson
Sun., Nov. 28	22-10	W	Pittsburgh Steelers	Three Rivers Stadium	39,710	42°	Ramsey	Bradshaw
Sun., Dec. 5	6-3	W	Chicago Bears	Mile High Stadium	51,200	50°	Ramsey	Dougllass
Sun., Dec. 12	17-45	L	San Diego Chargers	San Diego Stadium	44,347	63°	Ramsey	Hadl
Sun., Dec. 19	13-21	L	Oakland Raiders	Oakland-Alameda County Coliseum	54,651	48°	Ramsey	Lamonica
	203-275				736,042			

1972

HEAD COACH: John Ralston

PRESEASON (2-3)

Day/Date	Score	W/L	Opponent	Location	Attend.	Temp.	Den. QB	Opp. QB
Fri., Aug. 11*	0-41	L	Washington Redskins	RFK Stadium	46,043	75°	Horn	Kilmer
Sat., Aug. 19*	13-17	L	St. Louis Cardinals	Busch Stadium	34,506	87°	Ramsey	Cuzzo
Sun., Aug. 27	27-24	W	San Francisco 49ers	Candlestick Park	58,115	69°	Johnson	Brodie
Sat., Sept. 2*	49-24	W	New England Patriots	Mike High Stadium	37,128	64°	Ramsey	Plunkett
Sun., Sept. 10	13-20	L	Baltimore Colts	Mike High Stadium	49,605	80°	Johnson	Unitas
	102-126				225,397			

REGULAR SEASON (5-9 overall / 3rd AFC West (2-4 Div.) / 3-4 home / 2-5 away)

Day/Date	Score	W/L	Opponent	Location	Attend.	Temp.	Den. QB	Opp. QB
Sun., Sept. 17	30-17	W	Houston Oilers	Mike High Stadium	51,656	84°	Ramsey	Pastorini
Sun., Sept. 24	14-37	L	San Diego Chargers	San Diego Stadium	49,048	70°	Ramsey	Hadl
Sun., Oct. 1	24-45	L	Kansas City Chiefs	Mike High Stadium	51,656	80°	Ramsey	Dawson
Sun., Oct. 8	10-21	L	Cincinnati Bengals	Riverfront Stadium	55,812	67°	Ramsey	Anderson
Sun., Oct. 15	20-23	L	Minnesota Vikings	Mike High Stadium	51,656	79°	Ramsey	Tarkenton
Sun., Oct. 22	30-23	W	Oakland Raiders	Oakland-Alameda County Coliseum	53,551	59°	Johnson	Lamonica
Sun., Oct. 29	20-27	L	Cleveland Browns	Mike High Stadium	51,656	37°	Johnson	Phipps
Sun., Nov. 5	17-29	L	New York Giants	Yankee Stadium	62,689	44°	Johnson	Snead
Sun., Nov. 12	16-10	W	Los Angeles Rams	L.A. Coliseum	65,398	68°	Johnson	Gabriel
Sun., Nov. 19	20-37	L	Oakland Raiders	Mike High Stadium	51,656	43°	Johnson	Lamonica
Sun., Nov. 26	20-23	L	Atlanta Falcons	Atlanta Stadium	58,850	43°	Johnson	Berry
Sun., Dec. 3	21-24	L	Kansas City Chiefs	Arrowhead Stadium	66,725	20°	Johnson	Dawson
Sun., Dec. 10	38-13	W	San Diego Chargers	Mike High Stadium	51,478	9°	Johnson	Hadl
Sun., Dec. 17	45-21	W	New England Patriots	Mike High Stadium	51,656	47°	Johnson	Plunkett
	325-350				773,487			

1973

HEAD COACH: John Ralston

PRESEASON (2-3)

Day/Date	Score	W/L	Opponent	Location	Attend.	Temp.	Den. QB	Opp. QB
Fri., Aug. 10*	10-14	L	Washington Redskins	RFK Stadium	38,923	87°	Johnson	Kilmer
Sat., Aug. 18*	38-17	W	St. Louis Cardinals	Mike High Stadium	39,088	82°	Ernst	Hart
Sun., Aug. 26	7-43	L	San Francisco 49ers	Candlestick Park	59,097	66°	Ramsey	Spurrier
Fri., Aug. 31*	16-14	W	Buffalo Bills	Mike High Stadium	42,336	71°	Johnson	Ferguson
Sun., Sept. 9	10-17	L	Baltimore Colts	Mike High Stadium	41,860	68°	Johnson	Dornres
	81-105				221,315			

REGULAR SEASON (7-5-2 overall / 3rd AFC West (3-2-1 Div.) / 3-3-1 home / 4-2-1 away)

Day/Date	Score	W/L	Opponent	Location	Attend.	Temp.	Den. QB	Opp. QB
Sun., Sept. 16	28-10	W	Cincinnati Bengals	Mike High Stadium	49,059	45°	Johnson	Anderson
Sun., Sept. 23	34-36	L	San Francisco 49ers	Mike High Stadium	51,706	82°	Johnson	Brodie
Sun., Sept. 30	14-33	L	Chicago Bears	Mike High Stadium	51,159	74°	Johnson	Douglass
Sun., Oct. 7	14-16	L	Kansas City Chiefs	Arrowhead Stadium	71,414	72°	Johnson	Dawson
Sun., Oct. 14	48-20	W	Houston Oilers	Astrodome	32,801	Ind.	Johnson	Pastorini
Mon., Oct. 22*	23-23	T	Oakland Raiders	Mike High Stadium	51,270	65°	Johnson	Stabler
Sun., Oct. 28	40-28	W	New York Jets	Shea Stadium	55,108	54°	Johnson	Demory
Sun., Nov. 4	17-17	T	St. Louis Cardinals	Busch Stadium	46,565	48°	Johnson	Hart
Sun., Nov. 11	30-19	W	San Diego Chargers	Mike High Stadium	51,034	73°	Johnson	Clark, W.
Sun., Nov. 18	23-13	W	Pittsburgh Steelers	Three Rivers Stadium	48,580	43°	Johnson	Hanratty
Sun., Nov. 25	14-10	W	Kansas City Chiefs	Mike High Stadium	51,331	45°	Johnson	Livingston
Sun., Dec. 2	10-22	L	Dallas Cowboys	Mike High Stadium	51,508	54°	Johnson	Staubach
Sun., Dec. 9	42-28	W	San Diego Chargers	Mike High Stadium	44,954	78°	Johnson	Fouts
Sun., Dec. 16	17-21	L	Oakland Raiders	Oakland-Alameda County Coliseum	51,910	49°	Johnson	Stabler
	354-296				708,399			

1974

HEAD COACH: John Ralston

PRESEASON (4-2)

Day/Date	Score	W/L	Opponent	Location	Attend.	Temp.	Den. QB	Opp. QB
Sat., Aug. 3*	19-41	L	New York Jets	Mike High Stadium	27,599	73°	Hufnagel	Jones, J.
Sat., Aug. 10*	27-21	W	Minnesota Vikings	Mike High Stadium	23,822	71°	Hufnagel	Kaye
Sun., Aug. 18	10-3	W	San Francisco 49ers	Candlestick Park	29,908	66°	Hufnagel	Owen
Sat., Aug. 24*	31-21	W	Green Bay Packers	Lambeau Field	56,257	61°	Johnson	Tagge
Sat., Aug. 31*	27-21	W	New England Patriots	Joe Albi Stadium, Spokane, Wash.	18,000	78°	Johnson	Plunkett
Sun., Sept. 8*	14-20	L	Atlanta Falcons	Mike High Stadium	43,253	78°	Johnson	Lee
	128-127				198,839			

REGULAR SEASON (7-6-1 overall / 2nd AFC West (3-3 Div.) / 3-3-1 home / 4-3 away)

Day/Date	Score	W/L	Opponent	Location	Attend.	Temp.	Den. QB	Opp. QB
Sun., Sept. 15	10-17	L	Los Angeles Rams	Mike High Stadium	56,981	65°	Johnson	Hadl
Sun., Sept. 22	35-35	T	Pittsburgh Steelers (OT)	Mike High Stadium	50,858	74°	Johnson	Gilliam
Mon., Sept. 30*	3-30	L	Washington Redskins	RFK Stadium	54,395	67°	Johnson	Kilmer
Sun., Oct. 6	17-14	W	Kansas City Chiefs	Arrowhead Stadium	67,298	52°	Johnson	Livingston
Sun., Oct. 13	33-17	W	New Orleans Saints	Mike High Stadium	50,751	66°	Ramsey	Manning, A.
Sun., Oct. 20	27-7	W	San Diego Chargers	Mike High Stadium	50,748	75°	Johnson	Fouts
Sun., Oct. 27	21-23	L	Cleveland Browns	Cleveland Stadium	60,478	61°	Johnson	Phipps
Sun., Nov. 3	17-28	L	Oakland Raiders	Mike High Stadium	45,766	33°	Johnson	Stabler
Sun., Nov. 10	17-6	W	Baltimore Colts	Memorial Stadium	32,244	58°	Johnson	Dornres
Mon., Nov. 18*	34-42	L	Kansas City Chiefs	Mike High Stadium	50,236	50°	Johnson	Dawson
Sun., Nov. 24	20-17	W	Oakland Raiders	Oakland-Alameda County Coliseum	51,224	62°	Johnson	Stabler
Thu., Dec. 8	31-27	W	Detroit Lions	Tiger Stadium	51,157	34°	Johnson	Landry
Sun., Dec. 15	37-14	W	Houston Oilers	Mike High Stadium	46,942	36°	Johnson	Pastorini
Sun., Dec. 15	0-17	L	San Diego Chargers	San Diego Stadium	35,756	70°	Ramsey	Freitas
	302-294				704,834			

1975

HEAD COACH: John Ralston

PRESEASON (3-3)

Day/Date	Score	W/L	Opponent	Location	Attend.	Temp.	Den. QB	Opp. QB
Sat., Aug. 9*	20-23	L	Baltimore Colts	Mile High Stadium	35,269	86°	Hufnagel	Jones, B.
Sat., Aug. 16*	21-24	L	New Orleans Saints	Superdome	40,089	Ind.	Ramsey	Manning, A.
Sat., Aug. 23*	27-21	W	Houston Oilers	Mile High Stadium	33,813	83°	Hufnagel	Dickey
Sat., Aug. 30*	13-0	W	Chicago Bears	Soldier Field	30,128	68°	Ramsey	Douglass
Sun., Sept. 7	10-44	L	San Francisco 49ers	Candlestick Park	45,686	62°	Johnson	Snead
Sun., Sept. 14	21-17	W	St. Louis Cardinals	Mile High Stadium	45,631	73°	Johnson	Hart
	112-129				230,616			

REGULAR SEASON (6-8 overall / 2nd AFC West (3-3 Div.) / 5-2 home / 1-6 away)

Day/Date	Score	W/L	Opponent	Location	Attend.	Temp.	Den. QB	Opp. QB
Sun., Sept. 21	37-33	W	Kansas City Chiefs	Mile High Stadium	51,858	58°	Johnson	Livingston
Sun., Sept. 29*	23-13	W	Green Bay Packers	Mile High Stadium	52,491	64°	Johnson	Hadl
Sun., Oct. 5	14-38	L	Buffalo Bills	Rich Stadium	79,798	70°	Johnson	Ferguson
Sun., Oct. 12	9-20	L	Pittsburgh Steelers	Three Rivers Stadium	49,164	56°	Johnson	Bradshaw
Sun., Oct. 19	16-15	W	Cleveland Browns	Mile High Stadium	52,540	77°	Johnson	Phipps
Sun., Oct. 26	13-26	L	Kansas City Chiefs	Arrowhead Stadium	70,043	55°	Johnson	Livingston
Sun., Nov. 2	17-42	L	Oakland Raiders	Mile High Stadium	52,330	62°	Ramsey	Stabler
Sun., Nov. 9	16-17	L	Cincinnati Bengals	Mile High Stadium	49,702	36°	Ramsey	Anderson
Sun., Nov. 16	27-17	W	San Diego Chargers	San Diego Stadium	26,048	70°	Ramsey	Fouts
Sun., Nov. 23	21-35	L	Atlanta Falcons	Atlanta-Fulton County Stadium	28,686	39°	Ramsey	Barkowski
Sun., Nov. 30	13-10	W	San Diego Chargers (OT)	Mile High Stadium	44,982	33°	Ramsey	Freitas
Mon., Dec. 8*	10-17	L	Oakland Raiders	Oakland-Alameda County Coliseum	51,075	57°	Hufnagel	Stabler
Sun., Dec. 14*	25-10	W	Philadelphia Eagles	Mile High Stadium	36,860	18°	Ramsey	Boryla
Sat., Dec. 20	13-14	L	Miami Dolphins	Orange Bowl	43,064	75°	Ramsey	Strock
	254-307				688,641			

1976

HEAD COACH: John Ralston

PRESEASON (5-2)

Day/Date	Score	W/L	Opponent	Location	Attend.	Temp.	Den. QB	Opp. QB
Sat., July 24	10-7	L	Detroit Lions	Fawcett Stadium (Canton, Ohio; Hall of Fame Game)	17,639	78°	Ramsey	Reed
Sat., July 31*	14-15	L	Chicago Bears	Mile High Stadium	22,495	73°	Hufnagel	Avellini
Sun., Aug. 8	7-17	L	San Francisco 49ers	Candlestick Park	40,082	85°	Ramsey	Bull
Sat., Aug. 14*	13-9	W	Dallas Cowboys	Texas Stadium	54,567	97°	Ramsey	Staubach
Sat., Aug. 21*	52-7	W	Seattle Seahawks	Mile High Stadium	22,887	84°	Ramsey	Zorn
Sat., Aug. 28*	21-17	W	St. Louis Cardinals	Busch Stadium	39,808	85°	Ramsey	Hart
Sun., Sept. 5	30-17	W	Minnesota Vikings	Mile High Stadium	52,129	87°	Ramsey	Tarkenton
	146-89				249,577			

REGULAR SEASON (9-5 overall / 2nd AFC West (5-2 Div.) / 6-1 home / 3-4 away)

Day/Date	Score	W/L	Opponent	Location	Attend.	Temp.	Den. QB	Opp. QB
Sun., Sept. 12	7-17	L	Cincinnati Bengals	Riverfront Stadium	53,464	73°	Ramsey	Anderson
Sun., Sept. 19	46-3	W	New York Jets	Mile High Stadium	62,519	58°	Ramsey	Namath
Sun., Sept. 26	44-13	W	Cleveland Browns	Mile High Stadium	62,758	58°	Ramsey	Sipe
Sun., Oct. 3	26-0	W	San Diego Chargers	Mile High Stadium	62,486	71°	Ramsey	Fouts
Sun., Oct. 10	3-17	L	Houston Oilers	Astrodome	47,928	Ind.	Ramsey	Pastorini
Sun., Oct. 17	10-17	L	Oakland Raiders	Mile High Stadium	63,241	69°	Ramsey	Stabler
Sun., Oct. 24	35-26	W	Kansas City Chiefs	Arrowhead Stadium	57,961	43°	Ramsey	Livingston
Sun., Oct. 31	6-19	L	Oakland Raiders	Oakland-Alameda County Coliseum	52,169	62°	Ramsey	Stabler
Sun., Nov. 7	48-13	W	Tampa Bay Buccaneers	Mile High Stadium	62,503	57°	Ramsey	Spurrier
Sun., Nov. 14	17-0	W	San Diego Chargers	San Diego Stadium	32,017	66°	Ramsey	Fouts
Sun., Nov. 21	14-13	W	New York Giants	Mile High Stadium	62,961	40°	Ramsey	Morton
Sun., Nov. 28	14-38	L	New England Patriots	Schaefer Stadium	61,128	56°	Ramsey	Grogan
Sun., Dec. 5	17-16	W	Kansas City Chiefs	Mile High Stadium	57,995	34°	Penrose	Livingston
Sun., Dec. 12	28-14	W	Chicago Bears	Soldier Field	44,459	30°	Penrose	Avellini
	315-206				783,589			

1977

HEAD COACH: Red Miller

PRESEASON (5-1)

Day/Date	Score	W/L	Opponent	Location	Attend.	Temp.	Den. QB	Opp. QB
Fri., Aug. 5*	14-8	W	Baltimore Colts	Mile High Stadium	40,059	68°	Morton	Jones, B.
Sat., Aug. 13*	15-7	W	St. Louis Cardinals	Mile High Stadium	44,001	79°	Weese	McQuilken
Sat., Aug. 20*	10-2	W	Atlanta Falcons	Atlanta-Fulton County Stadium	21,239	78°	Penrose	Jaworski
Sat., Aug. 28*	24-28	L	Philadelphia Eagles	Veterans Stadium	29,532	86°	Spurrier	Zorn
Fri., Sept. 2*	27-10	W	Seattle Seahawks	Kingdome	54,916	Ind.	Morton	Plunkett
Sat., Sept. 10*	20-0	W	San Francisco 49ers	Candlestick Park	36,441	66°	Morton	
	110-55				226,188			

REGULAR SEASON (12-2 overall / 1st AFC West (6-1 Div.) / 6-1 home / 6-1 away)

Day/Date	Score	W/L	Opponent	Location	Attend.	Temp.	Den. QB	Opp. QB
Sun., Sept. 18	7-0	W	St. Louis Cardinals	Mile High Stadium	75,002	71°	Morton	Hart
Sun., Sept. 25	26-6	W	Buffalo Bills	Mile High Stadium	74,737	80°	Morton	Ferguson
Sun., Oct. 2	24-13	W	Seattle Seahawks	Kingdome	53,108	Ind.	Morton	Myer
Sun., Oct. 9	23-7	W	Kansas City Chiefs	Mile High Stadium	74,718	68°	Morton	Livingston
Sun., Oct. 16	30-7	W	Oakland Raiders	Oakland-Alameda County Coliseum	53,616	62°	Morton	Stabler
Sun., Oct. 23	24-13	W	Cincinnati Bengals	Riverfront Stadium	54,395	59°	Morton	Reaves
Sun., Oct. 30	14-24	L	Oakland Raiders	Mile High Stadium	75,007	67°	Morton	Stabler
Sun., Nov. 6	21-7	W	Pittsburgh Steelers	Mile High Stadium	74,967	62°	Morton	Bradshaw
Sun., Nov. 13	17-14	W	San Diego Chargers	San Diego Stadium	45,211	73°	Morton	Harris, J.
Sun., Nov. 20	14-7	W	Kansas City Chiefs	Arrowhead Stadium	54,050	52°	Morton	Livingston
Sun., Nov. 27	27-13	W	Baltimore Colts	Mile High Stadium	74,939	47°	Morton	Jones, B.
Sun., Dec. 4	24-14	W	Houston Oilers	Astrodome	46,875	Ind.	Morton	Pastorini
Sun., Dec. 11	17-9	W	San Diego Chargers	Mile High Stadium	74,905	64°	Morton	Fouts
Sun., Dec. 18	6-14	L	Dallas Cowboys	Texas Stadium	63,752	77°	Morton	Staubach
	274-148				892,899			

1977 AFC DIVISIONAL PLAYOFF GAME

Sat., Dec. 24	34-21	W	Pittsburgh Steelers	Mile High Stadium	75,011	43°	Morton	Bradshaw
---------------	-------	---	---------------------	-------------------	--------	-----	--------	----------

1977 AFC CHAMPIONSHIP GAME

Sun., Jan. 1	20-17	W	Oakland Raiders	Mile High Stadium	74,982	18°	Morton	Stabler
--------------	-------	---	-----------------	-------------------	--------	-----	--------	---------

SUPER BOWL XII

Sun., Jan. 15	10-27	L	Dallas Cowboys	Louisiana Superdome, New Orleans	75,583	Ind.	Morton	Staubach
---------------	-------	---	----------------	----------------------------------	--------	------	--------	----------

1978

HEAD COACH: Red Miller

PRESEASON (2-2)

Day/Date	Score	W/L	Opponent	Location	Attend.	Temp.	Den. QB	Opp. QB
Sat., Aug. 5*	17-12	W	Houston Oilers	Astrodome	48,027	Ind.	Morton	Pastorini
Sat., Aug. 12*	14-21	L	Dallas Cowboys	Mile High Stadium	74,619	91°	Morton	Staubach
Sat., Aug. 19*	23-13	W	Buffalo Bills	Rich Stadium	18,301	82°	Morton	Johnson, K.
Fri., Aug. 25*	13-24	L	San Francisco 49ers	Mile High Stadium	73,559	75°	Morton	Plunkett
	67-70				214,506			

REGULAR SEASON (10-6 overall / 1st AFC West (7-1 Div.) / 6-2 home / 4-4 away)

Day/Date	Score	W/L	Opponent	Location	Attend.	Temp.	Den. QB	Opp. QB
Sun., Sept. 3	14-6	W	Oakland Raiders	Mile High Stadium	74,904	90°	Morton	Stabler
Mon., Sept. 11*	9-12	L	Minnesota Vikings (OT)	Metropolitan Stadium	46,508	79°	Morton	Tarkenton
Sun., Sept. 17	27-14	W	San Diego Chargers	Mile High Stadium	74,983	70°	Morton	Fouts
Sun., Sept. 24	23-17	W	Kansas City Chiefs (OT)	Arrowhead Stadium	60,593	83°	Morton	Livingston
Sun., Oct. 1	28-7	W	Seattle Seahawks	Mile High Stadium	74,989	83°	Weese	Zorn
Sun., Oct. 8	0-23	L	San Diego Chargers	San Diego Stadium	50,077	73°	Morton	Fouts
Mon., Oct. 16*	16-7	W	Chicago Bears	Mile High Stadium	75,008	65°	Penrose	Avellini
Sun., Oct. 22	6-7	L	Baltimore Colts	Memorial Stadium	54,057	75°	Morton	Troup
Sun., Oct. 29	20-17	W	Seattle Seahawks (OT)	Kingdome	62,948	Ind.	Morton	Zorn
Sun., Nov. 5	28-37	L	New York Jets	Mile High Stadium	74,983	49°	Penrose	Robinson, M.
Sun., Nov. 12	19-7	W	Cleveland Browns	Cleveland Stadium	70,866	48°	Morton	Sipe
Sun., Nov. 19	16-3	W	Green Bay Packers	Mile High Stadium	74,983	35°	Morton	Whitehurst
Thu., Nov. 23	14-17	L	Detroit Lions	Silverdome	71,785	Ind.	Daniels	Daniels
Sun., Dec. 3*	21-6	W	Oakland Raiders	Oakland-Alameda County Coliseum	53,932	52°	Morton	Stabler
Sun., Dec. 10	24-3	W	Kansas City Chiefs	Mile High Stadium	74,149	35°	Morton	Livingston
Sat., Dec. 16	17-21	L	Pittsburgh Steelers	Mile High Stadium	74,104	35°	Morton	Bradshaw
	282-198				1,067,693			

1978 AFC DIVISIONAL PLAYOFF GAME

Sat., Dec. 30	10-33	L	Pittsburgh Steelers	Three Rivers Stadium	48,921	33°	Morton	Bradshaw
---------------	-------	---	---------------------	----------------------	--------	-----	--------	----------

1979

HEAD COACH: Red Miller

PRESEASON (3-1)

Day/Date	Score	W/L	Opponent	Location	Attend.	Temp.	Den. QB	Opp. QB
Sat., Aug. 4*	6-7	L	Dallas Cowboys	Texas Stadium	61,192	91°	Weese	Staubach
Sat., Aug. 11*	13-6	W	Washington Redskins	Mile High Stadium	58,799	78°	Morton	Theismann
Sat., Aug. 18*	21-0	W	San Francisco 49ers	Candlestick Park	34,133	60°	Penrose	Montana
Fri., Aug. 24*	20-17	W	New England Patriots (OT)	Mile High Stadium	75,103	69°	Weese	Grogan
	60-30				229,227			

REGULAR SEASON (10-6 overall / 2nd AFC West (4-4 Div.) / 6-2 home / 4-4 away)

Day/Date	Score	W/L	Opponent	Location	Attend.	Temp.	Den. QB	Opp. QB
Sun., Sept. 2	10-0	W	Cincinnati Bengals	Mile High Stadium	74,788	85°	Weese	Anderson
Thu., Sept. 6*	9-13	L	Los Angeles Rams	Mile High Stadium	74,884	83°	Weese	Haden
Sun., Sept. 16	20-17	W	Atlanta Falcons (OT)	Atlanta-Fulton County Stadium	57,677	70°	Weese	Barkowski
Sun., Sept. 23	37-34	W	Seattle Seahawks	Mile High Stadium	74,879	81°	Weese	Zorn
Sun., Sept. 30	3-7	L	Oakland Raiders	Oakland-Alameda County Coliseum	52,632	72°	Weese	Stabler
Sun., Oct. 7	7-0	W	San Diego Chargers	Mile High Stadium	74,997	85°	Weese	Fouts
Sun., Oct. 14	24-10	W	Kansas City Chiefs	Arrowhead Stadium	74,292	59°	Morton	Fuller
Mon., Oct. 22*	7-42	L	Pittsburgh Steelers	Three Rivers Stadium	49,699	70°	Morton	Bradshaw
Sun., Oct. 28	20-3	W	Kansas City Chiefs	Mile High Stadium	74,908	62°	Morton	Livingston
Sun., Nov. 4	10-3	W	New Orleans Saints	Mile High Stadium	74,482	48°	Morton	Manning, A.
Sun., Nov. 11	45-10	W	New England Patriots	Mile High Stadium	74,379	39°	Morton	Grogan
Sun., Nov. 18	38-28	W	San Francisco 49ers	Candlestick Park	42,910	62°	Morton	DeBerg
Sun., Nov. 25	10-14	L	Oakland Raiders	Mile High Stadium	74,186	40°	Morton	Stabler
Sun., Dec. 2	19-16	W	Buffalo Bills	Rich Stadium	37,886	24°	Morton	Ferguson
Sat., Dec. 8	23-28	L	Seattle Seahawks	Kingdome	60,038	Ind.	Morton	Zorn
Mon., Dec. 17*	7-17	L	San Diego Chargers	San Diego Stadium	51,906	68°	Morton	Fouts
	289-262				1,024,543			

1979 AFC WILD CARD PLAYOFF GAME

Sun., Dec. 23	7-13	L	Houston Oilers	Astrodome	48,776	Ind.	Morton	Pastorini
---------------	------	---	----------------	-----------	--------	------	--------	-----------

1980

HEAD COACH: Red Miller

PRESEASON (2-2)

Day/Date	Score	W/L	Opponent	Location	Attend.	Temp.	Den. QB	Opp. QB
Sat., Aug. 9*	17-6	W	Cincinnati Bengals	Mile High Stadium	67,532	78°	Robinson	Anderson
Sat., Aug. 16*	6-9	L	New York Giants	Giants Stadium	30,904	73°	Morton	Hadden
Sat., Aug. 23*	13-26	L	Los Angeles Rams	Mile High Stadium	73,946	78°	Robinson	Simms
Sat., Aug. 30*	38-0	W	Green Bay Packers	Lambeau Field	53,060	72°	Robinson	Dickey
	74-41				225,442			

REGULAR SEASON (8-8 overall / 4th AFC West (3-5 Div.) / 4-4 home / 4-4 away)

Day/Date	Score	W/L	Opponent	Location	Attend.	Temp.	Den. QB	Opp. QB
Sun., Sept. 7	6-27	L	Philadelphia Eagles	Veterans Stadium	70,307	81°	Robinson	Jaworski
Sun., Sept. 14	41-20	W	Dallas Cowboys	Mile High Stadium	74,919	77°	Robinson	White
Sun., Sept. 21	13-30	L	San Diego Chargers	Mile High Stadium	74,970	81°	Robinson	Fouts
Mon., Sept. 29*	14-23	L	New England Patriots	Schaefer Stadium	59,602	51°	Robinson	Grogan
Sun., Oct. 5	19-16	W	Cleveland Browns	Cleveland Stadium	81,065	42°	Robinson	Sipe
Mon., Oct. 13	20-17	W	Washington Redskins	Mile High Stadium	74,657	69°	Robinson	Theismann
Sun., Oct. 19	17-23	L	Kansas City Chiefs	Mile High Stadium	74,459	63°	Morton	Fuller
Sun., Oct. 26	14-9	W	New York Giants	Giants Stadium	67,598	48°	Morton	Simms
Sun., Nov. 2	16-20	L	Houston Oilers	Mile High Stadium	74,717	68°	Morton	Stabler
Sun., Nov. 9	20-13	W	San Diego Chargers	San Diego Stadium	51,435	69°	Morton	Fouts
Sun., Nov. 16	31-24	W	New York Jets	Mile High Stadium	72,114	28°	Morton	Todd
Sun., Nov. 23	36-20	W	Seattle Seahawks	Mile High Stadium	73,274	34°	Morton	Zorn
Mon., Dec. 1*	3-9	L	Oakland Raiders	Oakland-Alameda County Coliseum	51,583	56°	Morton	Plunkett
Sun., Dec. 7	14-31	L	Kansas City Chiefs	Arrowhead Stadium	40,237	41°	Morton	Kenney
Sun., Dec. 14	21-24	L	Oakland Raiders	Mile High Stadium	73,974	65°	Morton	Plunkett
Sun., Dec. 21	25-17	W	Seattle Seahawks	Kingdome	51,853	Ind.	Robinson	Zorn
	310-323				1,066,764			

1981

HEAD COACH: Dan Reeves

PRESEASON (2-2)

Day/Date	Score	W/L	Opponent	Location	Attend.	Temp.	Den. QB	Opp. QB
Fri., Aug. 7*	7-33	L	New York Jets	Mile High Stadium	63,644	75°	Robinson	Todd
Sat., Aug. 15*	14-24	L	Miami Dolphins	Orange Bowl	41,502	82°	Morton	Woodley
Sat., Aug. 22*	17-7	W	Green Bay Packers	Mile High Stadium	72,450	66°	Morton	Dickey
Sat., Aug. 29*	24-20	W	Cincinnati Bengals	Riverfront Stadium	41,713	74°	Morton	Anderson
	62-84				219,309			

REGULAR SEASON (10-6 overall / 2nd AFC West (5-3 Div.) / 8-0 home / 2-6 away)

Day/Date	Score	W/L	Opponent	Location	Attend.	Temp.	Den. QB	Opp. QB
Sun., Sept. 6	9-7	W	Oakland Raiders	Mile High Stadium	74,796	74°	Morton	Plunkett
Sun., Sept. 13	10-13	L	Seattle Seahawks	Kingdome	58,513	Ind.	Morton	Zorn
Sun., Sept. 20	28-10	W	Baltimore Colts	Mile High Stadium	74,804	84°	Morton	Jones, B.
Sun., Sept. 27	42-24	W	San Diego Chargers	Mile High Stadium	74,844	82°	Morton	Fouts
Sun., Oct. 4	17-0	W	Oakland Raiders	Oakland-Alameda County Coliseum	51,035	60°	Morton	Plunkett
Sun., Oct. 11	27-21	W	Detroit Lions	Mile High Stadium	74,816	79°	Morton	Komlo
Sun., Oct. 18	14-28	L	Kansas City Chiefs	Arrowhead Stadium	74,672	55°	Morton	Kenney
Sun., Oct. 25	7-9	L	Buffalo Bills	Rich Stadium	77,757	56°	Morton	Ferguson
Mon., Nov. 2*	19-17	W	Minnesota Vikings	Mile High Stadium	74,834	48°	Morton	Kramer
Sun., Nov. 8	23-20	W	Cleveland Browns (OT)	Mile High Stadium	74,859	48°	Morton	Sipe
Sun., Nov. 15	24-7	W	Tampa Bay Buccaneers	Tampa Stadium	64,518	69°	Morton	Williams, D.
Sun., Nov. 22	21-38	L	Cincinnati Bengals	Riverfront Stadium	57,207	32°	DeBerg	Anderson
Sun., Nov. 29	17-34	L	San Diego Chargers	Jack Murphy Stadium	51,533	66°	Morton	Fouts
Sun., Dec. 6	16-13	W	Kansas City Chiefs	Mile High Stadium	74,744	68°	Morton	Fuller
Sun., Dec. 13	23-13	W	Seattle Seahawks	Mile High Stadium	74,527	45°	Morton	Krieg
Sun., Dec. 20	24-35	L	Chicago Bears	Soldier Field	40,125	14°	Morton	Evans, V.
	321-289				1,073,636			

1982

HEAD COACH: Dan Reeves

PRESEASON (4-0)

Day/Date	Score	W/L	Opponent	Location	Attend.	Temp.	Den. QB	Opp. QB
Sat., Aug. 14*	33-20	W	Los Angeles Rams	Anaheim Stadium	57,482	69°	DeBerg	Jones, B.
Sat., Aug. 21*	17-14	W	Miami Dolphins	Mile High Stadium	74,465	79°	Morton	Strock
Sat., Aug. 28*	27-17	W	Minnesota Vikings	Mile High Stadium	73,371	85°	Morton	Wilson, W.
Sat., Sept. 4*	20-13	W	New York Jets	Giants Stadium	43,820	65°	Morton	Todd
	97-64				249,138			

REGULAR SEASON (2-7 overall / 12th in Conference (0-6 vs. Div. Opp.) / 1-4 home / 1-3 away)

Day/Date	Score	W/L	Opponent	Location	Attend.	Temp.	Den. QB	Opp. QB
Sun., Sept. 12	9-23	L	San Diego Chargers	Mile High Stadium	73,564	58°	Morton	Fouts
Sun., Sept. 19	24-21	W	San Francisco 49ers	Mile High Stadium	73,899	65°	Morton	Montana
Sun., Sept. 26			—57-day player strike cancels or postpones eight games—					
Sun., Oct. 3			canceled/players' strike	Pittsburgh				
Sun., Oct. 10			canceled/players' strike	at N.Y. Jets				
Sun., Oct. 17			canceled/players' strike	at Houston				
Sun., Oct. 24			canceled/players' strike	Los Angeles Raiders				
Sun., Oct. 31			canceled/players' strike	Buffalo				
Sun., Nov. 7			postponed/players' strike	at Seattle (rescheduled for Jan. 2)				
Sun., Nov. 14			canceled/players' strike	at Kansas City				
Sun., Nov. 21	10-17	L	Seattle Seahawks	Mile High Stadium	73,916	48°	Morton	Zorn
Sun., Nov. 28	20-30	L	San Diego Chargers	Jack Murphy Stadium	47,629	68°	DeBerg	Fouts
Sun., Dec. 5	27-34	L	Atlanta Falcons	Mile High Stadium	73,984	46°	DeBerg	Barkowski
Sun., Dec. 12	27-24	W	Los Angeles Rams	Anaheim Stadium	48,112	77°	DeBerg	Ferragamo
Sun., Dec. 19	16-37	L	Kansas City Chiefs	Mile High Stadium	74,192	55°	DeBerg	Kenney
Sun., Dec. 26	10-27	L	Los Angeles Raiders	L.A. Coliseum	44,160	68°	DeBerg	Plunkett
Sun., Jan. 2	11-13	L	Seattle Seahawks	Kingdome	43,145	Ind.	Herrmann	Zorn
	148-226				552,601			

1983

HEAD COACH: Dan Reeves

PRESEASON (3-1)

Day/Date	Score	W/L	Opponent	Location	Attend.	Temp.	Den. QB	Opp. QB
Fri., Aug. 5*	10-7	W	Seattle Seahawks	Mile High Stadium	53,887	70°	DeBerg	Zorn
Sat., Aug. 13*	21-10	W	Atlanta Falcons	Mile High Stadium	73,199	66°	DeBerg	Barkowski
Sat., Aug. 20*	19-10	W	Cleveland Browns	Mile High Stadium	73,244	82°	DeBerg	McDonald
Fri., Aug. 26*	3-34	L	Minnesota Vikings	Hubert H. Humphrey Metrodome	59,435	Ind.	Elway	Kramer
	53-61				259,765			

REGULAR SEASON (9-7 overall / 3rd AFC West (3-5 Div.) / 6-2 home / 3-5 away)

Day/Date	Score	W/L	Opponent	Location	Attend.	Temp.	Den. QB	Opp. QB
Sun., Sept. 4	14-10	W	Pittsburgh Steelers	Three Rivers Stadium	58,233	79°	Elway	Stoudt
Sun., Sept. 11	17-10	W	Baltimore Colts	Memorial Stadium	52,613	99°	Elway	Page
Sun., Sept. 18	10-13	L	Philadelphia Eagles	Mile High Stadium	74,202	73°	Elway	Jaworski
Sun., Sept. 25	7-22	L	Los Angeles Raiders	Mile High Stadium	74,289	76°	Elway	Plunkett
Sun., Oct. 2	14-31	L	Chicago Bears	Soldier Field	58,210	73°	Elway	McMahon
Sun., Oct. 9	26-14	W	Houston Oilers	Astrodome	44,209	Ind.	DeBerg	Nielsen
Sun., Oct. 16	24-17	W	Cincinnati Bengals	Mile High Stadium	74,305	55°	DeBerg	Schoenert
Sun., Oct. 23	14-6	W	San Diego Chargers	Mile High Stadium	74,581	76°	DeBerg	Luther
Sun., Oct. 30	27-24	W	Kansas City Chiefs	Mile High Stadium	74,640	72°	DeBerg	Kenney
Sun., Nov. 6	19-27	L	Seattle Seahawks	Kingdome	61,189	Ind.	DeBerg	Krieg
Sun., Nov. 13	20-22	L	Los Angeles Raiders	L.A. Coliseum	51,945	71°	Elway	Plunkett
Sun., Nov. 20	38-27	W	Seattle Seahawks	Mile High Stadium	74,710	50°	Kubiak	Krieg
Sun., Nov. 27	7-31	L	San Diego Chargers	Jack Murphy Stadium	43,650	68°	Elway	Fouts
Sun., Dec. 4	27-6	W	Cleveland Browns	Mile High Stadium	70,912	43°	Elway	Sipe
Sun., Dec. 11	21-19	W	Baltimore Colts	Mile High Stadium	74,854	44°	Elway	Page
Sun., Dec. 18	17-48	L	Kansas City Chiefs	Arrowhead Stadium	11,377	0°	Elway	Kenney
	302-327				973,188			

1983 AFC WILD CARD PLAYOFF GAME

Sat., Dec. 24	7-31	L	Seattle Seahawks	Kingdome	64,275	Ind.	DeBerg	Krieg
---------------	------	---	------------------	----------	--------	------	--------	-------

1984

HEAD COACH: Dan Reeves

PRESEASON (3-1)

Day/Date	Score	W/L	Opponent	Location	Attend.	Temp.	Den. QB	Opp. QB
Sat., Aug. 4*	13-16	L	Washington Redskins	Mile High Stadium	31,716	65°	Elway	Theismann
Sat., Aug. 11*	21-20	W	San Francisco 49ers	Mile High Stadium	70,211	85°	Elway	Montana
Sat., Aug. 18*	31-10	W	Indianapolis Colts	Mile High Stadium	68,951	75°	Elway	Pagel
Fri., Aug. 24*	24-13	W	Atlanta Falcons	Atlanta-Fulton County Stadium	30,988	80°	Elway	Moroski
	89-49				201,866			

REGULAR SEASON (13-3 overall / 1st AFC West (6-2 Div.) / 7-1 home / 6-2 away)

Day/Date	Score	W/L	Opponent	Location	Attend.	Temp.	Den. QB	Opp. QB
Sun., Sept. 2	20-17	W	Cincinnati Bengals	Mile High Stadium	74,178	75°	Elway	Anderson
Sun., Sept. 9	0-27	L	Chicago Bears	Soldier Field	54,335	69°	Kubiak	McMahon
Sun., Sept. 16*	24-14	W	Cleveland Browns	Cleveland Stadium	61,980	52°	Elway	McDonald
Sun., Sept. 23	21-0	W	Kansas City Chiefs	Mile High Stadium	74,263	84°	Elway	Blackledge
Sun., Sept. 30	16-13	W	Los Angeles Raiders	Mile High Stadium	74,833	69°	Elway	Plunkett
Sun., Oct. 7	28-7	W	Detroit Lions	Silverdome	55,836	Ind.	Elway	Danielson
Mon., Oct. 15*	17-14	W	Green Bay Packers	Mile High Stadium	62,546	29°	Elway	Dickey
Sun., Oct. 21	37-7	W	Buffalo Bills	Rich Stadium	31,204	70°	Elway	Ferguson
Sun., Oct. 28	22-19	W	Los Angeles Raiders (OT)	L.A. Coliseum	91,020	68°	Kubiak	Wilson, M.
Sun., Nov. 4	26-19	W	New England Patriots	Mile High Stadium	74,908	54°	Elway	Eason
Sun., Nov. 11	16-13	W	San Diego Chargers	Jack Murphy Stadium	53,162	69°	Elway	Fouts
Sun., Nov. 18	42-21	W	Minnesota Vikings	Mile High Stadium	74,716	52°	Elway	Kramer
Sun., Nov. 25	24-27	L	Seattle Seahawks	Mile High Stadium	74,922	47°	Elway	Krieg
Sun., Dec. 2	13-16	L	Kansas City Chiefs	Arrowhead Stadium	38,494	28°	Elway	Kenney
Sun., Dec. 9	16-13	W	San Diego Chargers	Mile High Stadium	74,867	59°	Elway	Luther
Sat., Dec. 15	31-14	W	Seattle Seahawks	Kingdome	64,411	Ind.	Elway	Krieg
	353-241				1,032,737			

1984 AFC DIVISIONAL PLAYOFF GAME

Sun., Dec. 30	17-24	L	Pittsburgh Steelers	Mile High Stadium	74,981	52°	Elway	Malone
---------------	-------	---	---------------------	-------------------	--------	-----	-------	--------

1985

HEAD COACH: Dan Reeves

PRESEASON (2-2)

Day/Date	Score	W/L	Opponent	Location	Attend.	Temp.	Den. QB	Opp. QB
Sat., Aug. 10*	20-30	L	New York Giants	Mile High Stadium	49,374	81°	Elway	Rutledge
Mon., Aug. 19*	20-13	W	San Francisco 49ers	Candlestick Park	55,425	65°	Elway	Montana
Sat., Aug. 24*	20-3	W	Indianapolis Colts	Mile High Stadium	71,406	79°	Elway	Schlichter
Fri., Aug. 30*	9-13	L	Minnesota Vikings	Mile High Stadium	69,373	88°	Stankavage	Kramer
	69-59				245,578			

REGULAR SEASON (11-5 overall / 2nd AFC West (5-3 Div.) / 6-2 home / 5-3 away)

Day/Date	Score	W/L	Opponent	Location	Attend.	Temp.	Den. QB	Opp. QB
Sun., Sept. 8	16-20	L	Los Angeles Rams	Anaheim Stadium	52,522	86°	Elway	Brock
Sun., Sept. 15	34-23	W	New Orleans Saints	Mile High Stadium	74,488	81°	Elway	Wilson, D.
Sun., Sept. 22	44-20	W	Atlanta Falcons	Atlanta-Fulton County Stadium	37,903	80°	Elway	Barkowski
Sun., Sept. 29	26-30	L	Miami Dolphins	Mile High Stadium	73,614	29°	Elway	Marino
Sun., Oct. 6	31-20	W	Houston Oilers	Mile High Stadium	74,699	74°	Elway	Moon
Sun., Oct. 13	15-10	W	Indianapolis Colts	Hoosier Dome	60,128	Ind.	Elway	Pagel
Sun., Oct. 20	13-10	W	Seattle Seahawks (OT)	Mile High Stadium	74,899	67°	Elway	Krieg
Sun., Oct. 27	30-10	W	Kansas City Chiefs	Arrowhead Stadium	68,248	70°	Elway	Kenney
Sun., Nov. 3	10-30	L	San Diego Chargers	Jack Murphy Stadium	57,312	75°	Elway	Fouts
Mon., Nov. 11*	17-16	W	San Francisco 49ers	Mile High Stadium	73,173	20°	Elway	Montana
Sun., Nov. 17	30-24	W	San Diego Chargers (OT)	Mile High Stadium	74,376	41°	Elway	Fouts
Sun., Nov. 24	28-31	L	Los Angeles Raiders (OT)	L.A. Coliseum	63,161	63°	Elway	Wilson, M.
Sun., Dec. 1	31-23	W	Pittsburgh Steelers	Three Rivers Stadium	56,797	55°	Elway	Woodley
Sun., Dec. 8	14-17	L	Los Angeles Raiders (OT)	Mile High Stadium	75,042	36°	Elway	Wilson, M.
Sat., Dec. 14	14-13	W	Kansas City Chiefs	Mile High Stadium	69,209	71°	Elway	Blackledge
Fri., Dec. 20*	27-24	W	Seattle Seahawks	Kingdome	56,283	Ind.	Elway	Krieg
	380-329				1,041,854			

1986

HEAD COACH: Dan Reeves

PRESEASON (2-2)

Day/Date	Score	W/L	Opponent	Location	Attend.	Temp.	Den. QB	Opp. QB
Sat., Aug. 9*	7-10	L	New Orleans Saints	Mile High Stadium	47,408	73°	Elway	Hebert
Sat., Aug. 16*	27-29	L	Minnesota Vikings	Metrodome	53,193	Ind.	Elway	Kramer
Sat., Aug. 23*	14-9	W	San Francisco 49ers	Mile High Stadium	73,592	67°	Elway	Kemp
Fri., Aug. 29*	19-10	W	Los Angeles Rams	Mile High Stadium	71,737	84°	Elway	Dils
	67-48				245,930			

REGULAR SEASON (11-5 overall / 1st AFC West (5-3 Div.) / 7-1 home / 4-4 away)

Day/Date	Score	W/L	Opponent	Location	Attend.	Temp.	Den. QB	Opp. QB
Sun., Sept. 7	38-36	W	Los Angeles Raiders	Mile High Stadium	75,695	51°	Elway	Wilson, M.
Mon., Sept. 15*	21-10	W	Pittsburgh Steelers	Three Rivers Stadium	57,305	74°	Elway	Malone
Sun., Sept. 21	33-7	W	Philadelphia Eagles	Veterans Stadium	63,839	72°	Elway	Jaworski
Sun., Sept. 28	27-20	W	New England Patriots	Mile High Stadium	75,804	65°	Elway	Eason
Sun., Oct. 5	29-14	W	Dallas Cowboys	Mile High Stadium	76,082	59°	Elway	Pelluer
Sun., Oct. 12	31-14	W	San Diego Chargers	Jack Murphy Stadium	55,862	70°	Elway	Fouts
Mon., Oct. 20*	10-22	L	New York Jets	Giants Stadium	73,759	51°	Elway	Ryan
Sun., Oct. 26	20-13	W	Seattle Seahawks	Mile High Stadium	76,089	66°	Elway	Krieg
Sun., Nov. 2	21-10	W	Los Angeles Raiders	L.A. Coliseum	90,153	81°	Elway	Wilson, W.
Sun., Nov. 9	3-9	L	San Diego Chargers	Mile High Stadium	75,012	44°	Elway	Flick
Sun., Nov. 16	38-17	W	Kansas City Chiefs	Mile High Stadium	75,745	62°	Elway	Kenney
Sun., Nov. 23	16-19	L	New York Giants	Giants Stadium	75,116	50°	Elway	Simms
Sun., Nov. 30	34-28	W	Cincinnati Bengals	Mile High Stadium	58,705	31°	Elway	Esion
Sun., Dec. 7	10-37	L	Kansas City Chiefs	Arrowhead Stadium	47,019	45°	Elway	Blackledge
Sat., Dec. 13	31-30	W	Washington Redskins	Mile High Stadium	75,905	53°	Elway	Schroeder
Sat., Dec. 20	16-41	L	Seattle Seahawks	Kingdome	63,697	Ind.	Elway	Krieg
	378-327				1,178,074			

1986 AFC DIVISIONAL PLAYOFF GAME

Sun., Jan. 4	22-17	W	New England Patriots	Mile High Stadium	75,262	65°	Elway	Eason
--------------	-------	---	----------------------	-------------------	--------	-----	-------	-------

1986 AFC CHAMPIONSHIP GAME

Sun., Jan. 11	23-20	W	Cleveland Browns (OT)	Cleveland Stadium	79,973	30°	Elway	Kosar
---------------	-------	---	-----------------------	-------------------	--------	-----	-------	-------

SUPER BOWL XXI

Sun., Jan. 25	20-39	L	New York Giants	Rose Bowl, Pasadena, Calif.	101,063	76°	Elway	Simms
---------------	-------	---	-----------------	-----------------------------	---------	-----	-------	-------

1987

HEAD COACH: Dan Reeves

PRESEASON (3-2)

Day/Date	Score	W/L	Opponent	Location	Attend.	Temp.	Den. QB	Opp. QB
Sun., Aug. 9	27-28	L	Los Angeles Rams	Wembley Stadium (London, England; American Bowl)	72,786	64°	Elway	Everett
Sat., Aug. 15*	20-14	W	Green Bay Packers	Sun Devil Stadium (Tempe, Ariz.)	67,500	98°	Elway	Fusina
Mon., Aug. 24*	31-28	W	Miami Dolphins	Mile High Stadium	74,288	61°	Elway	Strock
Sat., Aug. 29*	24-20	W	Los Angeles Rams	Anaheim Stadium	54,254	72°	Elway	Everett
Thu., Sept. 3*	17-27	L	Minnesota Vikings	Mile High Stadium	74,081	83°	Elway	Wilson, W.
	119-117				342,909			

REGULAR SEASON (10-4-1 overall / 1st AFC West (7-1 Div.) / 7-1 home / 3-3-1 away)

Day/Date	Score	W/L	Opponent	Location	Attend.	Temp.	Den. QB	Opp. QB
Sun., Sept. 13	40-17	W	Seattle Seahawks	Mile High Stadium	75,999	85°	Elway	Krieg
Sun., Sept. 20	17-17	T	Green Bay Packers (OT)	Milwaukee County Stadium at Cleveland	50,624	58°	Elway	Fusina
Mon., Sept. 28*	canceled		players' strike					
Sun., Oct. 4	10-40	L	†Houston Oilers	Mile High Stadium	38,494	81°	Karcher	Pease
Mon., Oct. 12*	30-14	W	†Los Angeles Raiders	Mile High Stadium	61,230	67°	Karcher	Evans, V.
Sun., Oct. 18	26-17	W	†Kansas City Chiefs	Arrowhead Stadium	20,296	71°	Karcher	Hudson
			†"Replacement Games"					
Mon., Oct. 26*	27-34	L	Minnesota Vikings	Metrodome	51,011	Ind.	Elway	Wilson, W.
Sun., Nov. 1	34-0	W	Detroit Lions	Mile High Stadium	75,172	67°	Elway	Long
Sun., Nov. 8	14-21	L	Buffalo Bills	Rich Stadium	63,698	53°	Elway	Kelly
Mon., Nov. 16*	31-29	W	Chicago Bears	Mile High Stadium	75,783	22°	Elway	McMahon
Sun., Nov. 22	23-17	W	Los Angeles Raiders	L.A. Coliseum	61,318	72°	Elway	Wilson, M.
Sun., Nov. 29	31-17	W	San Diego Chargers	Jack Murphy Stadium	61,880	68°	Elway	Fouts
Sun., Dec. 6	31-20	W	New England Patriots	Mile High Stadium	75,795	58°	Elway	Ramsey, T.
Sun., Dec. 13*	21-28	L	Seattle Seahawks	Kingdome	61,759	Ind.	Elway	Krieg
Sat., Dec. 19	20-17	W	Kansas City Chiefs	Mile High Stadium	75,053	35°	Elway	Kenney
Sun., Dec. 27	24-0	W	San Diego Chargers	Mile High Stadium	37,500	20°	Elway	Herrmann
	379-288				869,301			

1987 AFC DIVISIONAL PLAYOFF GAME

Sun., Jan. 10	34-10	W	Houston Oilers	Mile High Stadium	75,440	45°	Elway	Moon
---------------	-------	---	----------------	-------------------	--------	-----	-------	------

1987 AFC CHAMPIONSHIP GAME

Sun., Jan. 17	38-33	W	Cleveland Browns	Mile High Stadium	76,197	44°	Elway	Kosar
---------------	-------	---	------------------	-------------------	--------	-----	-------	-------

SUPER BOWL XXII

Sun., Jan. 31	10-42	L	Washington Redskins	Jack Murphy Stadium, San Diego	73,302	61°	Elway	Williams, D.
---------------	-------	---	---------------------	--------------------------------	--------	-----	-------	--------------

1988

HEAD COACH: Dan Reeves

PRESEASON (3-1)

Day/Date	Score	W/L	Opponent	Location	Attend.	Temp.	Den. QB	Opp. QB
Wed., Aug. 3*	40-31	W	Los Angeles Rams	Anaheim Stadium	43,978	70°	Elway	Everett
Sat., Aug. 13*	34-24	W	San Francisco 49ers	Mile High Stadium	75,067	87°	Elway	Young
Fri., Aug. 19*	13-16	L	Miami Dolphins (OT)	Joe Robbie Stadium	49,795	81°	Elway	Marino
Thu., Aug. 25*	21-20	W	Indianapolis Colts	Mile High Stadium	73,957	81°	Elway	Hogeboom
	108-91				242,797			

REGULAR SEASON (8-8 overall / 2nd AFC West (3-5 Div.) / 6-2 home / 2-6 away)

Day/Date	Score	W/L	Opponent	Location	Attend.	Temp.	Den. QB	Opp. QB
Sun., Sept. 4	14-21	L	Seattle Seahawks	Mile High Stadium	75,986	77°	Elway	Krieg
Sun., Sept. 11	34-3	W	San Diego Chargers	Mile High Stadium	75,359	78°	Elway	Laufenberg
Sun., Sept. 18	13-20	L	Kansas City Chiefs	Arrowhead Stadium	63,268	73°	Elway	DeBerg
Mon., Sept. 26*	27-30	L	Los Angeles Raiders (OT)	Mile High Stadium	75,964	81°	Elway	Schroeder
Sun., Oct. 2	12-0	W	San Diego Chargers	Jack Murphy Stadium	55,763	71°	Elway	Laufenberg
Sun., Oct. 9	16-13	W	San Francisco 49ers (OT)	Candlestick Park	61,711	74°	Elway	Montana
Sun., Oct. 16	30-14	W	Atlanta Falcons	Mile High Stadium	75,287	77°	Elway	Dils
Sun., Oct. 23	21-39	L	Pittsburgh Steelers	Three Rivers Stadium	49,811	50°	Kubiak	Blackledge
Mon., Oct. 31*	23-55	L	Indianapolis Colts	Hoosier Dome	60,544	Ind.	Elway	Chandler
Sun., Nov. 6	17-11	W	Kansas City Chiefs	Mile High Stadium	74,227	63°	Elway	Kenney
Sun., Nov. 13	30-7	W	Cleveland Browns	Mile High Stadium	75,806	68°	Elway	Kosar
Sun., Nov. 20	0-42	L	New Orleans Saints	Superdome	68,075	Ind.	Elway	Hebert
Sun., Nov. 27	35-24	W	Los Angeles Rams	Mile High Stadium	74,141	31°	Elway	Everett
Sun., Dec. 4	20-21	L	Los Angeles Raiders	L.A. Coliseum	65,561	72°	Elway	Schroeder
Sun., Dec. 11*	14-42	L	Seattle Seahawks	Kingdome	62,838	Ind.	Elway	Krieg
Sat., Dec. 17	21-10	W	New England Patriots	Mile High Stadium	70,910	50°	Elway	Eason
	327-352				1,085,251			

1989

HEAD COACH: Dan Reeves

PRESEASON (2-2)

Day/Date	Score	W/L	Opponent	Location	Attend.	Temp.	Den. QB	Opp. QB
Sat., Aug. 12*	17-13	W	Los Angeles Rams	Mile High Stadium	70,049	65°	Elway	Everett
Sat., Aug. 19*	17-35	L	San Francisco 49ers	Candlestick Park	58,641	68°	Karcher	Montana
Sat., Aug. 26*	24-21	W	Dallas Cowboys (OT)	Mile High Stadium	74,076	83°	Elway	Aikman
Sat., Sept. 2*	34-38	L	Indianapolis Colts	Hoosier Dome	55,128	Ind.	Elway	Chandler
	92-107				257,894			

REGULAR SEASON (11-5 overall / 1st AFC West (6-2 Div.) / 6-2 home / 5-3 away)

Day/Date	Score	W/L	Opponent	Location	Attend.	Temp.	Den. QB	Opp. QB
Sun., Sept. 10	34-20	W	Kansas City Chiefs	Mile High Stadium	74,284	64°	Elway	DeBerg
Mon., Sept. 18*	28-14	W	Buffalo Bills	Rich Stadium	78,176	60°	Elway	Kelly
Sun., Sept. 24	31-21	W	Los Angeles Raiders	Mile High Stadium	75,754	80°	Elway	Schroeder
Sun., Oct. 1	13-16	L	Cleveland Browns	Cleveland Stadium	78,637	70°	Elway	Kosar
Sun., Oct. 8	16-10	W	San Diego Chargers	Mile High Stadium	75,222	72°	Elway	McMahon
Sun., Oct. 15	14-3	W	Indianapolis Colts	Mile High Stadium	74,680	50°	Elway	Teadeau
Sun., Oct. 22	24-21	W	Seattle Seahawks (OT)	Kingdome	62,353	Ind.	Elway	Krieg
Sun., Oct. 29	24-28	L	Philadelphia Eagles	Mile High Stadium	75,065	42°	Elway	Cunningham

Sun., Nov. 5	34-7	W	Pittsburgh Steelers	Mile High Stadium	74,739	55°	Elway	Brister
Sun., Nov. 12	16-13	W	Kansas City Chiefs	Arrowhead Stadium	76,245	57°	Elway	Pelluer
Mon., Nov. 20*	14-10	W	Washington Redskins	RFK Stadium	52,975	66°	Kubiak	Rypien
Sun., Nov. 26	41-14	W	Seattle Seahawks	Mile High Stadium	75,117	61°	Elway	Stouffer
Sun., Dec. 3	13-16	L	Los Angeles Raiders (OT)	L.A. Coliseum	87,560	78°	Elway	Beuerlein
Sun., Dec. 10	7-14	L	New York Giants	Mile High Stadium	63,283	23°	Elway	Simms
Sat., Dec. 16	37-0	W	Phoenix Cardinals	Sun Devil Stadium	56,071	59°	Elway	Rosenbach
Sun., Dec. 24	16-19	L	San Diego Chargers	Jack Murphy Stadium	50,524	73°	Elway	Tolliver
	362-226				1,130,686			

1989 AFC DIVISIONAL PLAYOFF GAME

Sun., Jan. 7	24-23	W	Pittsburgh Steelers	Mile High Stadium	75,477	55°	Elway	Brister
--------------	-------	---	---------------------	-------------------	--------	-----	-------	---------

1989 AFC CHAMPIONSHIP GAME

Sun., Jan. 14	37-21	W	Cleveland Browns	Mile High Stadium	76,046	53°	Elway	Kosar
---------------	-------	---	------------------	-------------------	--------	-----	-------	-------

SUPER BOWL XXIV

Sun., Jan. 28	10-55	L	San Francisco 49ers	Louisiana Superdome, New Orleans	72,919	Ind.	Elway	Montana
---------------	-------	---	---------------------	----------------------------------	--------	------	-------	---------

1990

HEAD COACH: Dan Reeves

PRESEASON (3-2)

Day/Date	Score	W/L	Opponent	Location	Attend.	Temp.	Den.	QB	Opp. QB
Sun., Aug. 5	10-7	W	Seattle Seahawks	Tokyo Dome (Tokyo, Japan; American Bowl; Sun. 11 a.m. in Tokyo/Sat. 10 p.m. in Denver)	48,827	Ind.	Elway	Krieg	
Sat., Aug. 11*	16-7	W	Indianapolis Colts	Hoosier Dome	51,044	Ind.	Elway	Trudeau	
Mon., Aug. 20*	24-27	L	San Francisco 49ers	Mile High Stadium	74,164	78°	Elway	Montana	
Sat., Aug. 25*	16-17	L	Miami Dolphins	Joe Robbie Stadium	44,897	80°	Elway	Marino	
Fri., Aug. 31*	25-14	W	Phoenix Cardinals	Mile High Stadium	71,082	71°	Elway	Rosenbach	
	91-72				290,014				

REGULAR SEASON (5-11 overall / 5th AFC West (3-5 Div.) / 4-4 home / 1-7 away)

Day/Date	Score	W/L	Opponent	Location	Attend.	Temp.	Den.	QB	Opp. QB
Sun., Sept. 9	9-14	L	Los Angeles Raiders	L.A. Coliseum	54,206	94°	Elway	Schroeder	
Mon., Sept. 17*	24-23	W	Kansas City Chiefs	Mile High Stadium	75,277	63°	Elway	DeBerg	
Sun., Sept. 23	34-31	W	Seattle Seahawks (OT)	Mile High Stadium	75,290	72°	Elway	Krieg	
Sun., Sept. 30	28-29	L	Buffalo Bills	Rich Stadium	74,393	60°	Elway	Kelly	
Mon., Oct. 8*	29-30	L	Cleveland Browns	Mile High Stadium	74,814	35°	Elway	Kosar	
Sun., Oct. 14	17-34	L	Pittsburgh Steelers	Mile High Stadium	74,285	58°	Elway	Brister	
Sun., Oct. 21	27-17	W	Indianapolis Colts	Hoosier Dome	29,850	Ind.	Elway	Trudeau	
Sun., Nov. 4*	22-27	L	Minnesota Vikings	Metrodome	57,331	Ind.	Elway	Gannon	
Sun., Nov. 11	7-19	L	San Diego Chargers	Jack Murphy Stadium	59,557	85°	Elway	Tolliver	
Sun., Nov. 18	13-16	L	Chicago Bears (OT)	Mile High Stadium	75,013	61°	Elway	Harbaugh	
Thu., Nov. 22	27-40	L	Detroit Lions	Silverdome	73,896	Ind.	Elway	Bagliano	
Sun., Dec. 2	20-23	L	Los Angeles Raiders	Mile High Stadium	74,162	35°	Elway	Schroeder	
Sun., Dec. 9	20-31	L	Kansas City Chiefs	Arrowhead Stadium	74,347	66°	Elway	DeBerg	
Sun., Dec. 16	20-10	W	San Diego Chargers	Mile High Stadium	64,919	47°	Elway	Tolliver	
Sun., Dec. 23*	12-17	L	Seattle Seahawks	Kingdome	55,845	Ind.	Elway	Krieg	
Sun., Dec. 30	22-13	W	Green Bay Packers	Mile High Stadium	46,943	38°	Elway	Dilweg	
(Bye Oct. 28)	331-374				1,071,128				

1991

HEAD COACH: Dan Reeves

PRESEASON (2-3)

Day/Date	Score	W/L	Opponent	Location	Attend.	Temp.	Den.	QB	Opp. QB
Sat., July 27	3-14	L	Detroit Lions	Canton, Ohio (Hall of Fame)	23,815	69°	Elway	Peete	
Fri., Aug. 2*	10-3	W	Indianapolis Colts	Mile High Stadium	75,375	62°	Elway	George	
Wed., Aug. 7*	6-24	L	San Francisco 49ers	Candlestick Park	54,170	75°	Elway	Young	
Mon., Aug. 19*	21-13	W	Miami Dolphins	Mile High Stadium	72,555	66°	Elway	Marino	
Fri., Aug. 25*	10-34	L	Phoenix Cardinals	Sun Devil Stadium	38,372	102°	Elway	Tupa	
	50-88				264,287				

REGULAR SEASON (12-4 overall / 1st AFC West (5-3 Div.) / 7-1 home / 5-3 away)

Day/Date	Score	W/L	Opponent	Location	Attend.	Temp.	Den.	QB	Opp. QB
Sun., Sept. 1	45-14	W	Cincinnati Bengals	Mile High Stadium	72,855	84°	Elway	Esiason	
Sun., Sept. 8	13-16	L	Los Angeles Raiders	L.A. Coliseum	48,569	79°	Elway	Schroeder	
Sun., Sept. 15	16-10	W	Seattle Seahawks	Mile High Stadium	74,152	64°	Elway	Kemp	
Sun., Sept. 22	27-19	W	San Diego Chargers	Mile High Stadium	73,258	57°	Elway	Friesz	
Sun., Sept. 29*	13-6	W	Minnesota Vikings	Metrodome	55,031	Ind.	Elway	Wilson, W.	
Sun., Oct. 6	14-42	L	Houston Oilers	Astrodome	59,145	Ind.	Elway	Moon	
Sun., Oct. 20	19-16	W	Kansas City Chiefs	Mile High Stadium	75,866	64°	Elway	DeBerg	
Sun., Oct. 27	9-6	W	New England Patriots	Foxboro Stadium	43,994	76°	Elway	Millen	
Sun., Nov. 3*	20-13	W	Pittsburgh Steelers	Mile High Stadium	70,773	23°	Elway	O'Donnell	
Sun., Nov. 10	16-17	L	Los Angeles Raiders	Mile High Stadium	75,896	46°	Elway	Schroeder	
Sun., Nov. 17	24-20	W	Kansas City Chiefs	Arrowhead Stadium	74,661	59°	Elway	DeBerg	
Sun., Nov. 24	10-13	L	Seattle Seahawks	Kingdome	60,430	Ind.	Elway	Krieg	
Sun., Dec. 1	20-3	W	New England Patriots	Mile High Stadium	67,116	23°	Elway	Millen	
Sun., Dec. 8	17-7	W	Cleveland Browns	Cleveland Stadium	73,539	57°	Elway	Kosar	
Sun., Dec. 15	24-19	W	Phoenix Cardinals	Mile High Stadium	74,098	49°	Elway	Chandler	
Sun., Dec. 22	17-14	W	San Diego Chargers	Jack Murphy Stadium	51,449	64°	Elway	Friesz	
(Bye Oct. 13)	304-235				1,053,275				

1991 AFC DIVISIONAL PLAYOFF GAME

Sat., Jan. 4	26-24	W	Houston Oilers	Mile High Stadium	75,301	36°	Elway	Moon
--------------	-------	---	----------------	-------------------	--------	-----	-------	------

1991 AFC CHAMPIONSHIP GAME

Sun., Jan. 12	7-10	L	Buffalo Bills	Rich Stadium	80,272	42°	Elway	Kelly
---------------	------	---	---------------	--------------	--------	-----	-------	-------

[Stats/Coaches](#) [Players](#) [Roster](#) [Breakdown](#) [2017 Season](#) **History/Results** [Year-by-Year](#) [Stats](#) [Postseason](#) [Records](#) [Honors](#) [Miscellaneous](#)

1995

HEAD COACH: Mike Shanahan

PRESEASON (3-2)

Day/Date	Score	W/L	Opponent	Location	Attend.	Temp.	Den. QB	Opp. QB
Sat., July 29*	9-7	W	San Francisco 49ers	Mile High Stadium	71,182	91°	Elway	Young
Sun., Aug. 6	24-10	W	San Francisco 49ers	Tokyo Dome (Tokyo, Japan; American Bowl; Sunday a.m. in Tokyo/Sat. p.m. in Denver)	48,526	Ind.	Elway	Young
Sat., Aug. 12*	10-19	L	Carolina Panthers	Clemson Stadium	57,017	93°	Elway	Reich
Mon., Aug. 21*	20-17	L	Dallas Cowboys	Mile High Stadium	72,451	82°	Elway	Aikman
Fri., Aug. 25*	17-23 80-76	L	Jacksonville Jaguars	Jacksonville Municipal Stadium	66,023	82°	Millen	Beuerlein

REGULAR SEASON (8-8 overall / 4th AFC West (3-5 Div.) / 6-2 home / 2-6 away)					Attend.	Temp.	Den. QB	Opp. QB
Day/Date	Score	W/L	Opponent	Location				
Sun., Sept. 3*	22-7	W	Buffalo Bills	Mile High Stadium	75,157	91°	Elway	Kelly
Sun., Sept. 10	21-31	L	Dallas Cowboys	Texas Stadium	64,578	84°	Elway	Aikman
Sun., Sept. 17	38-31	W	Washington Redskins	Mile High Stadium	71,930	80°	Elway	Frerotte
Sun., Sept. 24	6-17	L	San Diego Chargers	Jack Murphy Stadium	58,987	76°	Elway	Humphries
Sun., Oct. 1	10-27	L	Seattle Seahawks	Kingdome	49,914	Ind.	Elway	Mirer
Sun., Oct. 8*	37-3	W	New England Patriots	Foxboro Stadium	60,074	66°	Elway	Bledsoe
Mon., Oct. 16*	27-0	W	Oakland Raiders	Mile High Stadium	75,491	66°	Elway	Hostetler
Sun., Oct. 22	7-21	L	Kansas City Chiefs	Mile High Stadium	71,044	34°	Elway	Bono
Sun., Nov. 5	38-6	W	Arizona Cardinals	Mile High Stadium	71,488	65°	Elway	Krieg
Sun., Nov. 12*	13-31	L	Philadelphia Eagles	Veterans Stadium	60,842	34°	Elway	Pete
Sun., Nov. 19	30-27	W	San Diego Chargers	Mile High Stadium	74,681	55°	Elway	Humphries
Sun., Nov. 26	33-42	L	Houston Oilers	Astrodome	36,113	Ind.	Elway	Chandler
Sun., Dec. 3	31-23	W	Jacksonville Jaguars	Mile High Stadium	72,231	51°	Elway	Beuerlein
Sun., Dec. 10	27-31	L	Seattle Seahawks	Mile High Stadium	71,488	56°	Elway	Mirer
Sun., Dec. 17	17-20	L	Kansas City Chiefs	Arrowhead Stadium	75,061	37°	Elway	Bono
Sun., Dec. 24	31-28	W	Oakland Raiders	Oakland-Alameda County Coliseum	50,074	57°	Elway	Hobert
(Bye Oct. 29)	388-345				1,039,153			

1996

HEAD COACH: Mike Shanahan

PRESEASON (3-1)

Day/Date	Score	W/L	Opponent	Location	Attend.	Temp.	Den. QB	Opp. QB
Sat., Aug. 3	20-17	W	San Francisco 49ers	3Com Park	48,577	65°	Elway	Young
Sat., Aug. 10*	40-28	W	Carolina Panthers	Mile High Stadium	70,649	87°	Elway	Collins, K.
Sat., Aug. 17*	20-3	W	Dallas Cowboys	Texas Stadium	56,115	78°	Elway	Aikman
Fri., Aug. 23*	24-31 104-79	L	Jacksonville Jaguars	Mile High Stadium	57,665	64°	Elway	Brunell

REGULAR SEASON (13-3 overall / 1st AFC West (6-2 Div.) / 8-0 home / 5-3 away)					200,000			
Day/Date	Score	W/L	Opponent	Location	Attend.	Temp.	Den. QB	Opp. QB
Sun. Sept. 1	31-6	W	New York Jets	Mile High Stadium	70,595	90°	Elway	O'Donnell
Sun. Sept. 8*	30-20	W	Seattle Seahawks	Kingdome	43,671	Ind.	Elway	Mirer
Sun. Sept. 15*	27-23	W	Tampa Bay Buccaneers	Mile High Stadium	71,535	70°	Elway	Dilfer
Sun. Sept. 22	14-17	L	Kansas City Chiefs	Arrowhead Stadium	79,439	75°	Elway	Bono
Sun. Sept. 29	14-10	W	Cincinnati Bengals	Cinergy Field	51,798	70°	Elway	Blake
Sun. Oct. 6	28-17	W	San Diego Chargers	Mile High Stadium	75,058	68°	Elway	Humphries
Sun. Oct. 20	45-34	W	Baltimore Ravens	Mile High Stadium	70,453	36°	Elway	Testaverde
Sun. Oct. 27	34-7	W	Kansas City Chiefs	Mile High Stadium	75,652	44°	Elway	Bono
Mon., Nov. 4*	22-21	W	Oakland Raiders	Oakland-Alameda County Coliseum	61,179	63°	Elway	Hostetler
Sun. Nov. 10	17-12	W	Chicago Bears	Mile High Stadium	75,555	66°	Elway	Krieg
Sun. Nov. 17	34-8	W	New England Patriots	Foxboro Stadium	59,452	55°	Elway	Bledsoe
Sun. Nov. 24	21-17	W	Minnesota Vikings	Hubert H. Humphrey Metrodome	59,142	Ind.	Elway	Johnson, B.
Sun. Dec. 1	34-7	W	Seattle Seahawks	Mile High Stadium	74,982	50°	Elway	Mirer
Sun. Dec. 8	6-41	L	Green Bay Packers	Lambeau Field	60,712	31°	Musgrave	Favre
Sun. Dec. 15	24-19	W	Oakland Raiders	Mile High Stadium	75,466	40°	Elway	Hostetler
Sun. Dec. 22*	10-16	L	San Diego Chargers	Jack Murphy Stadium	46,801	56°	Elway	Humphries
(Bye Oct. 13)	391-275				1,051,490			

1996 AFC DIVISIONAL PLAYOFF GAME

Sat., Jan. 4	27-30	L	Jacksonville Jaguars	Mile High Stadium	75,678	46°	Elway	Brunell
--------------	-------	---	----------------------	-------------------	--------	-----	-------	---------

1997

HEAD COACH: Mike Shanahan

PRESEASON (3-2)

Day/Date	Score	W/L	Opponent	Location	Attend.	Temp.	Den. QB	Opp. QB
Sat., July 26*	31-10	W	Buffalo Bills	Mile High Stadium	69,739	81°	Elway	Collins, T.
Mon., Aug. 4*	19-38	L	Miami Dolphins	Estadio Guillermo Canedo (Mexico City, American Bowl)	104,629	70°	Elway	Marino
Sat., Aug. 9*	23-13	W	Carolina Panthers	Ericsson Stadium	68,296	78°	Lewis	Collins, K.
Sun., Aug. 17	21-31	L	New England Patriots	Foxboro Stadium	55,354	88°	Lewis	Bledsoe
Sat., Aug. 23*	31-17 125-109	W	San Francisco 49ers	Mile High Stadium	69,874 367,892	89°	Elway	Young

REGULAR SEASON (12-4 overall / 2nd AFC West (6-2 Div.) / 8-0 home / 4-4 away)					Attend.	Temp.	Den. QB	Opp. QB
Day/Date	Score	W/L	Opponent	Location				
Sun., Aug. 31	19-3	W	Kansas City Chiefs	Mile High Stadium	75,600	82°	Elway	Grbac
Sun., Sept. 7	35-14	W	Seattle Seahawks	Kingdome	55,859	Ind.	Elway	Moon
Sun., Sept. 14	35-14	W	St. Louis Rams	Mile High Stadium	74,338	82°	Elway	Banks
Sun., Sept. 21	38-20	W	Cincinnati Bengals	Mile High Stadium	73,871	54°	Elway	Blake
Sun., Sept. 28	29-21	W	Atlanta Falcons	Georgia Dome	48,211	Ind.	Elway	Chandler
Mon., Oct. 6*	34-13	W	New England Patriots	Mile High Stadium	75,821	55°	Elway	Bledsoe
Sun., Oct. 19	25-28	L	Oakland Raiders	Oakland-Alameda County Coliseum	57,006	64°	Elway	George
Sun., Oct. 26	23-20	W	Buffalo Bills (OT)	Rich Stadium	78,458	43°	Elway	Collins, T.
Sun., Nov. 2	30-27	W	Seattle Seahawks	Mile High Stadium	74,212	46°	Elway	Moon
Sun., Nov. 9	34-0	W	Carolina Panthers	Mile High Stadium	71,408	28°	Elway	Collins, K.
Sun., Nov. 16	22-24	L	Kansas City Chiefs	Arrowhead Stadium	77,963	31°	Elway	Gannon
Mon., Nov. 24*	31-3	W	Oakland Raiders	Mile High Stadium	75,307	38°	Elway	George
Sun., Nov. 30*	38-28	W	San Diego Chargers	Qualcomm Stadium	54,245	56°	Elway	Whelihan
Sun., Dec. 7	24-35	L	Pittsburgh Steelers	Three Rivers Stadium	59,739	33°	Elway	Stewart
Mon., Dec. 15*	17-34	L	San Francisco 49ers	3Com Park	68,461	50°	Elway	Young
Sun., Dec. 21	38-3	W	San Diego Chargers	Mile High Stadium	69,632	33°	Elway	Whelihan
(Bye Oct. 12)	472-287				1,090,131			

1997 AFC WILD CARD PLAYOFF GAME

Sat., Dec. 27 42-17 W Jacksonville Jaguars Mile High Stadium 74,481 44° Elway Brunell

1997 AFC DIVISIONAL PLAYOFF GAME

Sun., Jan. 4 14-10 W Kansas City Chiefs Arrowhead Stadium 76,965 32° Elway Grbac

1997 AFC CHAMPIONSHIP GAME

Sun., Jan. 11 24-21 W Pittsburgh Steelers Three Rivers Stadium 61,382 38° Elway Stewart

SUPER BOWL XXXII

Sun., Jan. 25 31-24 W Green Bay Packers Qualcomm Stadium, San Diego 68,912 67° Elway Favre

1998

HEAD COACH: Mike Shanahan

PRESEASON (3-1)

Day/Date	Score	W/L	Opponent	Location	Attend.	Temp.	Den. QB	Opp. QB
Sat., Aug. 8*	20-13	W	St. Louis Rams	Trans World Dome	53,842	Ind.	Brister	Banks
Fri., Aug. 14*	17-10	W	New Orleans Saints	Mile High Stadium	70,937	82°	Elway	Hoibart
Mon., Aug. 24*	34-31	W	Green Bay Packers	Mile High Stadium	73,183	73°	Elway	Favre
Sat., Aug. 29	13-16	L	Tennessee Oilers	Vanderbilt Stadium	33,194	89°	Elway	McNair
	84-70				231,156			

REGULAR SEASON (14-2 overall / 1st AFC West (8-0 Div.) / 8-0 home / 6-2 away)

Day/Date	Score	W/L	Opponent	Location	Attend.	Temp.	Den. QB	Opp. QB
Mon., Sept. 7*	27-21	W	New England Patriots	Mile High Stadium	74,745	84°	Elway	Bledsoe
Sun., Sept. 13	42-23	W	Dallas Cowboys	Mile High Stadium	75,013	76°	Elway	Aikman
Sun., Sept. 20	34-17	W	Oakland Raiders	Oakland-Alameda County Coliseum	56,578	65°	Elway	George
Sun., Sept. 27	38-16	W	Washington Redskins	Jack Kent Cooke Stadium	71,880	90°	Brister	Green
Sun., Oct. 4	41-16	W	Philadelphia Eagles	Mile High Stadium	73,218	57°	Brister	Hoying
Sun., Oct. 11	21-16	W	Seattle Seahawks	Kingdome	66,258	Ind.	Elway	Moon
Sun., Oct. 25	37-24	W	Jacksonville Jaguars	Mile High Stadium	75,217	63°	Elway	Brunell
Sun., Nov. 1	33-26	W	Cincinnati Bengals	Cinergy Field	59,974	60°	Elway	O'Donnell
Sun., Nov. 8	27-10	W	San Diego Chargers	Mile High Stadium	74,925	37°	Brister	Leaf
Mon., Nov. 16*	30-7	W	Kansas City Chiefs	Arrowhead Stadium	78,100	54°	Brister	Gannon
Sun., Nov. 22	40-14	W	Oakland Raiders	Mile High Stadium	75,325	73°	Elway	Hollas
Sun., Nov. 29*	31-16	W	San Diego Chargers	Qualcomm Stadium	66,532	63°	Elway	Whelihan
Sun., Dec. 6	35-31	W	Kansas City Chiefs	Mile High Stadium	74,962	35°	Elway	Gannon
Sun., Dec. 13	16-20	L	New York Giants	Giants Stadium	72,336	41°	Elway	Graham
Mon., Dec. 21*	21-31	L	Miami Dolphins	Pro Player Stadium	74,363	76°	Elway	Marino
Sun., Dec. 27	28-21	W	Seattle Seahawks	Mile High Stadium	74,057	46°	Elway	Kitna
(Bye Oct. 18)	501-309				1,143,213			

1998 AFC DIVISIONAL PLAYOFF GAME

Sat., Jan. 9 38-3 W Miami Dolphins Mile High Stadium 75,729 49° Elway Marino

1998 AFC CHAMPIONSHIP GAME

Sun., Jan. 17 23-10 W New York Jets Mile High Stadium 75,482 41° Elway Testaverde

SUPER BOWL XXXIII

Sun., Jan. 31* 34-19 W Atlanta Falcons Pro Player Stadium, Miami 74,803 73° Elway Chandler

1999

HEAD COACH: Mike Shanahan

PRESEASON (3-2)

Day/Date	Score	W/L	Opponent	Location	Attend.	Temp.	Den. QB	Opp. QB
Sun., Aug. 8	20-17	W	San Diego Chargers	Stadium Australia (Sydney, Australia; American Bowl, Sunday a.m. in Sydney/Sat. p.m. in Denver)	73,811	60°	Brister	Harbaugh
Sat., Aug. 14*	38-7	W	Arizona Cardinals	Mile High Stadium	67,941	80°	Brister	Plummer
Mon., Aug. 23*	12-27	L	Green Bay Packers	Camp Randall Stad., Madison, Wisc.	78,184	66°	Brister	Favre
Sun., Aug. 29	12-22	L	Dallas Cowboys	Texas Stadium	61,893	98°	Brister	Aikman
Fri., Sept. 3*	34-3	W	San Francisco 49ers	Mile High Stadium	68,421	67°	Griese	Garcia
	116-76				350,250			

REGULAR SEASON (6-10 overall / 5th AFC West (4-4 Div.) / 3-5 home / 3-5 away)

Day/Date	Score	W/L	Opponent	Location	Attend.	Temp.	Den. QB	Opp. QB
Mon., Sept. 13*	21-38	L	Miami Dolphins	Mile High Stadium	75,623	60°	Griese	Marino
Sun., Sept. 19	10-26	L	Kansas City Chiefs	Arrowhead Stadium	78,683	69°	Griese	Grbac
Sun., Sept. 26	10-13	L	Tampa Bay Buccaneers	Raymond James Stadium	65,297	82°	Griese	Dilfer
Sun., Oct. 3	13-21	L	New York Jets	Mile High Stadium	74,181	54°	Griese	Mirer
Sun., Oct. 10	16-13	W	Oakland Raiders	Network Associates Coliseum	55,704	79°	Griese	Gannon
Sun., Oct. 17	31-10	W	Green Bay Packers	Mile High Stadium	73,352	50°	Griese	Favre
Sun., Oct. 24	23-24	L	New England Patriots	Foxboro Stadium	60,011	53°	Griese	Bledsoe
Sun., Oct. 31	20-23	L	Minnesota Vikings	Mile High Stadium	75,021	75°	Griese	George
Sun., Nov. 7	33-17	W	San Diego Chargers	Qualcomm Stadium	61,204	69°	Miller	Harbaugh
Sun., Nov. 14*	17-20	L	Seattle Seahawks	Kingdome	66,314	Ind.	Miller	Kitna
Mon., Nov. 22*	27-21	W	Oakland Raiders (OT)	Mile High Stadium	70,012	26°	Miller	Gannon
Sun., Dec. 5	10-16	L	Kansas City Chiefs	Mile High Stadium	73,855	45°	Griese	Grbac
Mon., Dec. 13*	24-27	L	Jacksonville Jaguars	ALLTEL Stadium	71,357	68°	Griese	Brunell
Sun., Dec. 19	36-30*	W	Seattle Seahawks	Mile High Stadium	65,987	27°	Griese	Kitna
Sat., Dec. 25	17-7	W	Detroit Lions	Silverdome	73,158	Ind.	Griese	Batch
Sun., Jan. 2	6-12	L	San Diego Chargers	Mile High Stadium	69,278	41°	Griese	Harbaugh
(Bye Nov. 28)	314-318				1,109,037			

2000

HEAD COACH: Mike Shanahan

PRESEASON (4-0)

Day/Date	Score	W/L	Opponent	Location	Attend.	Temp.	Den. QB	Opp. QB
Sat., Aug. 5*	31-17	W	Arizona Cardinals	Sun Devil Stadium	37,781	101°	Griese	Plummer
Sun., Aug. 13	26-20	W	Green Bay Packers	Mile High Stadium	75,367	89°	Griese	Hasselbeck, M.
Sat., Aug. 19*	36-23	W	Dallas Cowboys	Mile High Stadium	76,632	85°	Griese	Aikman
Fri., Aug. 25	28-24	W	San Francisco 49ers	3COM Park	65,016	70°	Griese	Garcia
	121-84				254,796			

REGULAR SEASON (11-5 overall / 2nd AFC West (6-2 Div.) / 6-2 home / 5-3 away)

Day/Date	Score	W/L	Opponent	Location	Attend.	Temp.	Den. QB	Opp. QB
Mon., Sept. 4*	36-41	L	St. Louis Rams	Trans World Dome	65,956	Ind.	Griese	Warner
Sun., Sept. 10	42-14	W	Atlanta Falcons	Mile High Stadium	75,466	84°	Griese	Chandler
Sun., Sept. 17	33-24	W	Oakland Raiders	Network Associates Coliseum	62,078	79°	Griese	Gannon

Sun., Sept. 24	22-23	L	Kansas City Chiefs	Mile High Stadium	74,596		Frerotte	Grbac
Sun., Oct. 1	19-28	L	New England Patriots	Mile High Stadium	75,684	80°	Griese	Bledsoe
Sun., Oct. 8	21-7	W	San Diego Chargers	Qualcomm Stadium	56,079	68°	Griese	Harbaugh
Sun., Oct. 15	44-10	W	Cleveland Browns	Mile High Stadium	75,811	59°	Griese	Couch
Sun., Oct. 22	21-31	L	Cincinnati Bengals	Paul Brown Stadium	61,603	73°	Griese	Smith
Sun., Nov. 5	30-23	W	New York Jets	Giants Stadium	78,305	51°	Griese	Testaverde
Mon., Nov. 13*	27-24	W	Oakland Raiders	Mile High Stadium	75,951	20°	Griese	Gannon
Sun., Nov. 19	38-37	W	San Diego Chargers	Mile High Stadium	75,218	39°	Frerotte	Leaf
Sun., Nov. 26	38-31	W	Seattle Seahawks	Husky Stadium	68,661	48°	Frerotte	Huard, B.
Sun., Dec. 3	38-23	W	New Orleans Saints	Louisiana Superdome	64,900	Ind.	Frerotte	Brooks
Sun., Dec. 10	31-24	W	Seattle Seahawks	Mile High Stadium	75,218	22°	Frerotte	Kitna
Sun., Dec. 17	7-20	L	Kansas City Chiefs	Arrowhead Stadium	78,406	9°	Frerotte	Grbac
Sat., Dec. 23	38-9	W	San Francisco 49ers	Mile High Stadium	76,098	45°	Griese	Garcia
<i>(Bye Oct. 29)</i>			485-369		1,140,030			

2000 AFC WILD CARD PLAYOFF GAME

Sun., Dec. 31	3-21	L	Baltimore Ravens	PSINet Stadium	69,638	22°	Frerotte	Dilfer
---------------	------	---	------------------	----------------	--------	-----	----------	--------

2001

HEAD COACH: Mike Shanahan

PRESEASON (3-1)

Day/Date	Score	W/L	Opponent	Location	Attend.	Temp.	Den. QB	Opp. QB
Sat., Aug. 11*	20-6	W	Dallas Cowboys	Texas Stadium	46,883	86°	Griese	Banks
Mon., Aug. 20*	7-22	L	Green Bay Packers	Lambeau Field	59,177	77°	Griese	Favre
Sat., Aug. 25*	31-24	W	New Orleans Saints	INVESCO Field at Mile High	74,063	81°	Griese	Brooks
Fri., Aug. 31*	35-7	W	San Francisco 49ers	INVESCO Field at Mile High	73,855	72°	Frerotte	Rattay
	93-59				253,928			

REGULAR SEASON (8-8 overall / 3rd AFC West (4-4 Div.) / 6-2 home / 2-6 away)

Day/Date	Score	W/L	Opponent	Location	Attend.	Temp.	Den. QB	Opp. QB
Mon., Sept. 10*	31-20	W	New York Giants	INVESCO Field at Mile High	75,735	75°	Griese	Collins
Sun., Sept. 16			**Postponed until Jan. 6 due to terrorist attacks on U.S. **					
Sun., Sept. 23*	38-17	W	Arizona Cardinals	Sun Devil Stadium	50,913	103°	Griese	Plummer
Sun., Sept. 30	13-20	L	Baltimore Ravens	INVESCO Field at Mile High	75,082	71°	Griese	Grbac
Sun., Oct. 7	20-6	W	Kansas City Chiefs	INVESCO Field at Mile High	75,037	74°	Griese	Green
Sun., Oct. 14	21-34	L	Seattle Seahawks	Husky Stadium	61,837	54°	Griese	Dilfer
Sun., Oct. 21	10-27	L	San Diego Chargers	Qualcomm Stadium	67,521	66°	Griese	Flutie
Sun., Oct. 28	31-20	W	New England Patriots	INVESCO Field at Mile High	74,750	72°	Griese	Brady
Mon., Nov. 5*	28-38	L	Oakland Raiders	Network Associates Coliseum	62,637	62°	Griese	Gannon
Sun., Nov. 11	26-16	W	San Diego Chargers	INVESCO Field at Mile High	74,951	62°	Griese	Flutie
Sun., Nov. 18	10-17	L	Washington Redskins	INVESCO Field at Mile High	74,622	44°	Griese	Banks
Thu., Nov. 22	26-24	W	Dallas Cowboys	Texas Stadium	64,104	72°	Griese	Leaf
Sun., Dec. 2	10-21	L	Miami Dolphins	Pro Player Stadium	73,938	76°	Griese	Fiedler
Sun., Dec. 9*	20-7	W	Seattle Seahawks	INVESCO Field at Mile High	74,524	38°	Griese	Hasselbeck, M.
Sun., Dec. 16	23-26	L	Kansas City Chiefs (OT)	Arrowhead Stadium	77,778	49°	Frerotte	Gannon
Sun., Dec. 30	23-17	W	Oakland Raiders	INVESCO Field at Mile High	75,582	24°	Griese	Gannon
Sun., Jan. 6	10-29	L	Indianapolis Colts	RCA Dome	56,192	Ind.	Griese	Manning, P.
<i>(Bye Dec. 23)</i>			340-339		1,115,203			

2002

HEAD COACH: Mike Shanahan

PRESEASON (3-1)

Day/Date	Score	W/L	Opponent	Location	Attend.	Temp.	Den. QB	Opp. QB
Sat., Aug. 10*	27-3	W	Chicago Bears	Memorial Stadium, Champaign, Ill.	52,168	85°	Griese	Miller
Mon., Aug. 19*	7-12	L	San Francisco 49ers	INVESCO Field at Mile High	73,071	85°	Griese	Garcia
Sat., Aug. 24*	19-13	W	Arizona Cardinals	Sun Devil Stadium	26,736	105°	Griese	Plummer
Thu., Aug. 29*	31-0	W	Seattle Seahawks	INVESCO Field at Mile High	71,755	65°	Griese	Hasselbeck, M.
	84-28				223,730			

REGULAR SEASON (9-7 overall / 2nd AFC West (3-3 Div.) / 5-3 home / 4-4 away)

Day/Date	Score	W/L	Opponent	Location	Attend.	Temp.	Den. QB	Opp. QB
Sun., Sept. 8	23-16	W	St. Louis Rams	INVESCO Field at Mile High	75,710	83°	Griese	Warner
Sun., Sept. 15	24-14	W	San Francisco 49ers	3COM Park	67,685	67°	Griese	Garcia
Sun., Sept. 22	28-23	W	Buffalo Bills	INVESCO Field at Mile High	75,359	59°	Griese	Bledsoe
Mon., Sept. 30*	23-34	L	Baltimore Ravens	Ravens Stadium	69,538	71°	Griese	Redman
Sun., Oct. 6	26-9	W	San Diego Chargers	INVESCO Field at Mile High	75,065	57°	Griese	Brees
Sun., Oct. 13*	22-24	L	Miami Dolphins	INVESCO Field at Mile High	75,941	58°	Griese	Fiedler
Sun., Oct. 20	37-34	W	Kansas City Chiefs (OT)	Arrowhead Stadium	78,446	51°	Griese	Green
Sun., Oct. 27	24-16	W	New England Patriots	Gillette Stadium	68,436	60°	Griese	Brady
Mon., Nov. 11*	10-34	L	Oakland Raiders	INVESCO Field at Mile High	76,643	32°	Griese	Gannon
Sun., Nov. 17	31-9	W	Seattle Seahawks	Seahawks Stadium	65,495	53°	Griese	Hasselbeck, M.
Sun., Nov. 24*	20-23	L	Indianapolis Colts (OT)	INVESCO Field at Mile High	75,075	25°	Beuerlein	Manning, P.
Sun., Dec. 1	27-30	L	San Diego Chargers (OT)	Qualcomm Stadium	66,357	64°	Beuerlein	Brees
Sun., Dec. 8	13-19	L	New York Jets	Giants Stadium	78,521	42°	Griese	Pennington
Sun., Dec. 15	31-24	W	Kansas City Chiefs	INVESCO Field at Mile High	75,947	54°	Griese	Green
Sun., Dec. 22	16-28	L	Oakland Raiders	Network Associates Coliseum	62,592	56°	Griese	Gannon
Sun., Dec. 29	37-7	W	Arizona Cardinals	INVESCO Field at Mile High	75,164	57°	Beuerlein	Plummer
<i>(Bye Nov. 2)</i>			392-344		1,161,974			

2003

HEAD COACH: Mike Shanahan

PRESEASON (3-1)

Day/Date	Score	W/L	Opponent	Location	Attend.	Temp.	Den. QB	Opp. QB
Sat., Aug. 9*	20-12	W	Houston Texans	Reliant Stadium	70,021	Ind.	Plummer	Carr
Sat., Aug. 16*	15-10	W	Chicago Bears	Memorial Stadium, Champaign, Ill.	52,861	85°	Plummer	Stewart
Mon., Aug. 25*	23-28	L	Indianapolis Colts	INVESCO Field at Mile High	72,510	82°	Plummer	Manning, P.
Fri., Aug. 29*	20-3	W	Seattle Seahawks	INVESCO Field at Mile High	73,038	70°	Jackson	Hasselbeck, M.
	78-53				268,430			

REGULAR SEASON (10-6 overall / 2nd AFC West (5-1 Div.) / 6-2 home / 4-4 away)

Day/Date	Score	W/L	Opponent	Location	Attend.	Temp.	Den. QB	Opp. QB
Sun., Sept. 7	30-10	W	Cincinnati Bengals	Paul Brown Stadium	63,820	72°	Plummer	Kitna
Sun., Sept. 14	37-13	W	San Diego Chargers	Qualcomm Stadium	65,445	73°	Plummer	Brees

Mon., Sept. 22*	31-10	W	Oakland Raiders	INVESCO Field at Mile High	76,753	72°	Plummer	Gannon
Sun., Sept. 28	20-16	W	Detroit Lions	INVESCO Field at Mile High	75,719	66°	Plummer	Harrington
Sun., Oct. 5	23-24	L	Kansas City Chiefs	Arrowhead Stadium	78,903	69°	Plummer	Green
Sun., Oct. 12	17-14	W	Pittsburgh Steelers	INVESCO Field at Mile High	75,974	73°	Beuerlein	Maddox
Sun., Oct. 19	20-28	L	Minnesota Vikings	Hubert H. Humphrey Metrodome	64,381	Ind.	Beuerlein	Culpepper
Sun., Oct. 26	6-26	L	Baltimore Ravens	M&T Bank Stadium	69,721	67°	Kanell	Boller
Mon., Nov. 3*	26-30	L	New England Patriots	INVESCO Field at Mile High	76,203	35°	Kanell	Brady
Sun., Nov. 16	37-8	W	San Diego Chargers	INVESCO Field at Mile High	75,217	52°	Plummer	Flutie
Sun., Nov. 23	10-19	L	Chicago Bears	INVESCO Field at Mile High	75,540	18°	Plummer	Chandler
Sun., Nov. 30	22-8	W	Oakland Raiders	Network Associates Coliseum	57,201	55°	Plummer	Mirer
Sun., Dec. 7	45-27	W	Kansas City Chiefs	INVESCO Field at Mile High	76,403	63°	Plummer	Green
Sun., Dec. 14	23-20	W	Cleveland Browns (OT)	INVESCO Field at Mile High	75,358	52°	Plummer	Couch
Sun., Dec. 21*	31-17	W	Indianapolis Colts	RCA Dome	57,149	Ind.	Plummer	Manning, P.
Sun., Dec. 28	3-37	L	Green Bay Packers	Lambeau Field	70,299	45°	Jackson	Favre
(Bye Nov. 9)	381-301				1,134,086			
2003 AFC WILD CARD PLAYOFF GAME								
Sun., Jan. 4	10-41	L	Indianapolis Colts	RCA Dome	56,586	Ind.	Plummer	Manning, P.

2004

HEAD COACH: Mike Shanahan

PRESEASON (2-3)

Day/Date	Score	W/L	Opponent	Location	Attend.	Temp.	Den. QB	Opp. QB
Mon., Aug. 9*	17-20	L	Washington Redskins	Fawcett Stadium (Canton, Ohio; Hall of Fame Game)	22,177	75°	Plummer	Brunell
Sun., Aug. 15*	6-16	L	Buffalo Bills	Ralph Wilson Stadium	49,645	70°	Plummer	Bledsoe
Sat., Aug. 21*	19-3	W	Seattle Seahawks	Qwest Field	47,641	66°	Plummer	Hasselbeck, M.
Fri., Aug. 27*	31-17	W	Houston Texans	INVESCO Field at Mile High	71,256	54°	Plummer	Carr
Thu., Sept. 2*	21-33	L	Arizona Cardinals	INVESCO Field at Mile High	71,986	79°	Kanell	McCown
	94-89				262,705			

REGULAR SEASON (10-6 overall / 2nd AFC West (5-3 Div.) / 6-2 home / 4-4 away)

Day/Date	Score	W/L	Opponent	Location	Attend.	Temp.	Den. QB	Opp. QB
Sun., Sept. 12*	34-24	W	Kansas City Chiefs	INVESCO Field at Mile High	75,939	82°	Plummer	Green
Sun., Sept. 19	6-7	L	Jacksonville Jaguars	ALLTEL Stadium	69,127	78°	Plummer	Leftwich
Sun., Sept. 26	23-13	W	San Diego Chargers	INVESCO Field at Mile High	74,533	73°	Plummer	Brees
Sun., Oct. 3	16-13	W	Tampa Bay Buccaneers	Raymond James Stadium	65,341	86°	Plummer	Johnson
Sun., Oct. 10	20-17	W	Carolina Panthers	INVESCO Field at Mile High	75,072	72°	Plummer	Delhomme
Sun., Oct. 17	31-3	W	Oakland Raiders	Network Associates Coliseum	57,293	67°	Plummer	Collins
Mon., Oct. 25*	10-23	L	Cincinnati Bengals	Paul Brown Stadium	65,806	61°	Plummer	Palmer
Sun., Oct. 31	28-41	L	Atlanta Falcons	INVESCO Field at Mile High	75,083	54°	Plummer	Vick
Sun., Nov. 7	31-13	W	Houston Texans	INVESCO Field at Mile High	74,292	69°	Plummer	Carr
Sun., Nov. 21	34-13	W	New Orleans Saints	Louisiana Superdome	64,900	Ind.	Plummer	Brooks
Sun., Nov. 28*	24-25	L	Oakland Raiders	INVESCO Field at Mile High	75,936	18°	Plummer	Collins
Sun., Dec. 5	17-20	L	San Diego Chargers	Qualcomm Stadium	65,395	58°	Plummer	Brees
Sun., Dec. 12	20-17	W	Miami Dolphins	INVESCO Field at Mile High	75,027	37°	Plummer	Feeley
Sun., Dec. 19	17-45	L	Kansas City Chiefs	Arrowhead Stadium	77,702	15°	Plummer	Green
Sat., Dec. 25*	37-16	W	Tennessee Titans	The Coliseum	68,809	29°	Plummer	Volek
Sun., Jan. 2	33-14	W	Indianapolis Colts	INVESCO Field at Mile High	75,149	32°	Plummer	Manning, P.
(Bye Nov. 14)	381-304				1,135,404			

2004 AFC WILD CARD PLAYOFF GAME

Sun., Jan. 9	24-49	L	Indianapolis Colts	RCA Dome	56,609	Ind.	Plummer	Manning, P.
--------------	-------	---	--------------------	----------	--------	------	---------	-------------

2005

HEAD COACH: Mike Shanahan

PRESEASON (4-0)

Day/Date	Score	W/L	Opponent	Location	Attend.	Temp.	Den. QB	Opp. QB
Sat., Aug. 13*	20-14	W	Houston Texans	Reliant Stadium	70,016	Ind.	Plummer	Carr
Sat., Aug. 20*	26-21	W	San Francisco 49ers	INVESCO Field at Mile High	70,794	70°	Plummer	Smith
Sat., Aug. 27*	37-24	W	Indianapolis Colts	INVESCO Field at Mile High	74,152	77°	Plummer	Manning, P.
Fri., Sept. 2*	30-21	W	Arizona Cardinals	Sun Devil Stadium	40,888	99°	Van Pelt	Warner
	113-80				255,850			

REGULAR SEASON (13-3 overall / 1st AFC West (5-1 Div.) / 8-0 home / 5-3 away)

Day/Date	Score	W/L	Opponent	Location	Attend.	Temp.	Den. QB	Opp. QB
Sun., Sept. 11	10-34	L	Miami Dolphins	Dolphins Stadium	72,324	89°	Plummer	Frerotte
Sun., Sept. 18	20-17	W	San Diego Chargers	INVESCO Field at Mile High	75,310	77°	Plummer	Brees
Mon., Sept. 26*	30-10	W	Kansas City Chiefs	INVESCO Field at Mile High	76,381	72°	Plummer	Green
Sun., Oct. 2	20-7	W	Jacksonville Jaguars	Altitel Stadium	66,045	82°	Plummer	Leftwich
Sun., Oct. 9	21-19	W	Washington Redskins	INVESCO Field at Mile High	75,880	50°	Plummer	Brunell
Sun., Oct. 16	28-20	W	New England Patriots	INVESCO Field at Mile High	76,571	75°	Plummer	Brady
Sun., Oct. 23	23-24	L	New York Giants	Giants Stadium	78,516	54°	Plummer	Manning, E.
Sun., Oct. 30	49-21	W	Philadelphia Eagles	INVESCO Field at Mile High	76,530	52°	Plummer	McNabb
Sun., Nov. 13	31-17	W	Oakland Raiders	McAfee Coliseum	62,779	61°	Plummer	Collins
Sun., Nov. 20	27-0	W	New York Jets	INVESCO Field at Mile High	76,255	61°	Plummer	Bollinger
Thu., Nov. 24	24-21	W	Dallas Cowboys (OT)	Texas Stadium	63,273	68°	Plummer	Bledsoe
Sun., Dec. 4	27-31	L	Kansas City Chiefs	Arrowhead Stadium	78,261	28°	Plummer	Green
Sun., Dec. 11	12-10	W	Baltimore Ravens	INVESCO Field at Mile High	75,651	41°	Plummer	Boller
Sat., Dec. 17*	28-17	W	Buffalo Bills	Ralph Wilson Stadium	71,887	28°	Plummer	Holcomb
Sat., Dec. 24	22-3	W	Oakland Raiders	INVESCO Field at Mile High	76,212	52°	Plummer	Collins
Sat., Dec. 31	23-7	W	San Diego Chargers	Qualcomm Stadium	65,513	61°	Plummer	Brees
(Bye Nov. 6)	395-258				1,167,388			

2005 AFC DIVISIONAL PLAYOFF GAME

Sat., Jan. 14	27-13	W	New England Patriots	INVESCO Field at Mile High	76,238	54°	Plummer	Brady
---------------	-------	---	----------------------	----------------------------	--------	-----	---------	-------

2005 AFC CHAMPIONSHIP GAME

Sun., Jan. 22	17-34	L	Pittsburgh Steelers	INVESCO Field at Mile High	76,775	34°	Plummer	Roethlisberger
---------------	-------	---	---------------------	----------------------------	--------	-----	---------	----------------

2006

HEAD COACH: Mike Shanahan

PRESEASON (3-1)

Day/Date	Score	W/L	Opponent	Location	Attend.	Temp.	Den. QB	Opp. QB
Fri., Aug. 11*	13-20	L	Detroit Lions	Ford Field	56,915	Ind.	Plummer	Kitna
Sat., Aug. 19*	35-10	W	Tennessee Titans	INVESCO Field at Mile High	73,180	63°	Plummer	Volek
Sun., Aug. 27*	17-14	W	Houston Texans	INVESCO Field at Mile High	73,689	70°	Plummer	Carr
Thu., Aug. 31*	29-23	W	Arizona Cardinals	Cardinals Stadium	62,937	Ind.	Cutler	Warner
	94-67				266,721			

REGULAR SEASON (9-7 overall / 3rd AFC West (3-3 Div.) / 4-4 home / 5-3 away)

Day/Date	Score	W/L	Opponent	Location	Attend.	Temp.	Den. QB	Opp. QB
Sun., Sept. 10	10-18	L	St. Louis Rams	Edward Jones Dome	65,577	Ind.	Plummer	Bulger
Sun., Sept. 17	9-6	W	Kansas City Chiefs (OT)	INVESCO Field at Mile High	76,786	61°	Plummer	Huard, D.
Sun., Sept. 24*	17-7	W	New England Patriots	Gillette Stadium	68,756	68°	Plummer	Brady
Mon., Oct. 9*	13-3	W	Baltimore Ravens	INVESCO Field at Mile High	76,355	39°	Plummer	McNair
Sun., Oct. 15*	13-3	W	Oakland Raiders	INVESCO Field at Mile High	76,691	64°	Plummer	Walter
Sun., Oct. 22	17-7	W	Cleveland Browns	Cleveland Browns Stadium	73,024	48°	Plummer	Frye
Sun., Oct. 29	31-34	L	Indianapolis Colts	INVESCO Field at Mile High	76,767	70°	Plummer	Manning, P.
Sun., Nov. 5	31-20	W	Pittsburgh Steelers	Heinz Field	64,661	53°	Plummer	Roethlisberger
Sun., Nov. 12	17-13	W	Oakland Raiders	McAfee Coliseum	62,094	56°	Plummer	Walter
Sun., Nov. 19*	27-35	L	San Diego Chargers	INVESCO Field at Mile High	76,723	34°	Plummer	Rivers
Thu., Nov. 23*	10-19	L	Kansas City Chiefs	Arrowhead Stadium	79,484	65°	Plummer	Green
Sun., Dec. 3*	20-23	L	Seattle Seahawks	INVESCO Field at Mile High	76,146	16°	Cutler	Hasselbeck, M.
Sun., Dec. 10	20-48	L	San Diego Chargers	Qualcomm Stadium	67,514	57°	Cutler	Rivers
Sun., Dec. 17	37-20	W	Arizona Cardinals	Cardinals Stadium	63,845	60°	Cutler	Leinart
Sun., Dec. 24	24-23	W	Cincinnati Bengals	INVESCO Field at Mile High	75,759	32°	Cutler	Palmer
Sun., Dec. 31	23-26	L	San Francisco 49ers (OT)	INVESCO Field at Mile High	75,555	32°	Cutler	Smith
(Bye Oct. 1)	319-305				1,155,737			

2007

HEAD COACH: Mike Shanahan

PRESEASON (2-2)

Day/Date	Score	W/L	Opponent	Location	Attend.	Temp.	Den. QB	Opp. QB
Mon., Aug. 13*	17-13	W	San Francisco 49ers	Monster Park	66,764	66°	Cutler	Smith
Sat., Aug. 18*	20-31	L	Dallas Cowboys	Texas Stadium	61,034	91°	Cutler	Romo
Sat., Aug. 25*	16-17	L	Cleveland Browns	INVESCO Field at Mile High	75,361	84°	Cutler	Frye
Thu., Aug. 30*	21-3	W	Arizona Cardinals	INVESCO Field at Mile High	73,282	82°	Hackney	Leinart
	74-64				276,441			

REGULAR SEASON (7-9 overall / 2nd AFC West (3-3 Div.) / 5-3 home / 2-6 away)

Day/Date	Score	W/L	Opponent	Location	Attend.	Temp.	Den. QB	Opp. QB
Sun., Sept. 9	15-14	W	Buffalo Bills	Ralph Wilson Stadium	71,132	70°	Cutler	Losman
Sun., Sept. 16	23-20	W	Oakland Raiders (OT)	INVESCO Field at Mile High	76,784	87°	Cutler	McCown
Sun., Sept. 23	14-23	L	Jacksonville Jaguars	INVESCO Field at Mile High	76,463	75°	Cutler	Garrard
Sun., Sept. 30	20-38	L	Indianapolis Colts	RCA Dome	57,274	Ind.	Cutler	Manning, P.
Sun., Oct. 7	3-41	L	San Diego Chargers	INVESCO Field at Mile High	76,879	54°	Cutler	Rivers
Sun., Oct. 21*	31-28	W	Pittsburgh Steelers	INVESCO Field at Mile High	77,038	37°	Cutler	Roethlisberger
Mon., Oct. 29*	13-19	L	Green Bay Packers (OT)	INVESCO Field at Mile High	77,160	67°	Cutler	Favre
Sun., Nov. 4	7-44	L	Detroit Lions	Ford Field	60,783	Ind.	Cutler	Kitna
Sun., Nov. 11	27-11	W	Kansas City Chiefs	Arrowhead Stadium	77,368	69°	Cutler	Huard
Mon., Nov. 19*	34-20	W	Tennessee Titans	INVESCO Field at Mile High	76,590	63°	Cutler	Young
Sun., Nov. 25	34-37	L	Chicago Bears (OT)	Soldier Field	62,148	39°	Cutler	Grossman
Sun., Dec. 2	20-34	L	Oakland Raiders	McAfee Coliseum	61,990	60°	Cutler	McCown
Sun., Dec. 9	41-7	W	Kansas City Chiefs	INVESCO Field at Mile High	75,895	21°	Cutler	
Thu., Dec. 13*	13-31	L	Houston Texans	Reliant Stadium	70,747	59°	Cutler	Rosenfels
Mon., Dec. 24*	3-23	L	San Diego Chargers	Qualcomm Stadium	65,477	62°	Cutler	Rivers
Sun., Dec. 30	22-19	W	Minnesota Vikings (OT)	INVESCO Field at Mile High	76,084	36°	Cutler	Jackson
(Bye Oct. 14)	320-409				1,139,812			

2008

HEAD COACH: Mike Shanahan

PRESEASON (2-2)

Day/Date	Score	W/L	Opponent	Location	Attend.	Temp.	Den. QB	Opp. QB
Sat., Aug. 9*	16-19	L	Houston Texans	Reliant Stadium	70,020	Ind.	Cutler	Schaub
Sat., Aug. 16*	23-13	W	Dallas Cowboys	INVESCO Field at Mile High	74,484	57°	Cutler	Romo
Fri., Aug. 22*	24-27	L	Green Bay Packers	INVESCO Field at Mile High	74,213	73°	Cutler	Rodgers
Fri., Aug. 29*	28-14	W	Arizona Cardinals	University of Phoenix Stadium	63,215	Ind.	Hackney	Warner
	91-73				281,932			

REGULAR SEASON (8-8 overall / 2nd AFC West (3-3 Div.) / 4-4 home / 4-4 away)

Day/Date	Score	W/L	Opponent	Location	Attend.	Temp.	Den. QB	Opp. QB
Mon., Sept. 8*	41-14	W	Oakland Raiders	McAfee Coliseum	62,762	60°	Cutler	Russell
Sun., Sept. 14	39-38	W	San Diego Chargers	INVESCO Field at Mile High	75,915	59°	Cutler	Rivers
Sun., Sept. 21	34-32	W	New Orleans Saints	INVESCO Field at Mile High	75,713	75°	Cutler	Brees
Sun., Sept. 28	19-33	L	Kansas City Chiefs	Arrowhead Stadium	74,623	74°	Cutler	Huard
Sun., Oct. 5	16-13	W	Tampa Bay Buccaneers	INVESCO Field at Mile High	75,480	70°	Cutler	Griese
Sun., Oct. 12	17-24	L	Jacksonville Jaguars	INVESCO Field at Mile High	75,674	43°	Cutler	Garrard
Mon., Oct. 20*	7-41	L	New England Patriots	Gillette Stadium	68,756	40°	Cutler	Cassel
Sun., Nov. 2	17-26	L	Miami Dolphins	INVESCO Field at Mile High	75,499	77°	Cutler	Pennington
Sun., Nov. 6*	34-30	W	Cleveland Browns	Cleveland Browns Stadium	73,141	56°	Cutler	Quinn
Sun., Nov. 16	24-20	W	Atlanta Falcons	Georgia Dome	54,644	Ind.	Cutler	Ryan
Sun., Nov. 23	10-31	L	Oakland Raiders	INVESCO Field at Mile High	76,067	47°	Cutler	Russell
Sun., Nov. 30	34-17	W	New York Jets	The Meadowlands	78,809	36°	Cutler	Favre
Sun., Dec. 7	24-17	W	Kansas City Chiefs	INVESCO Field at Mile High	75,167	64°	Cutler	Thigpen
Sun., Dec. 14	10-30	L	Carolina Panthers	Bank of America Stadium	73,690	46°	Cutler	Delhomme
Sun., Dec. 21	23-30	L	Buffalo Bills	INVESCO Field at Mile High	74,539	17°	Cutler	Edwards
Sun., Dec. 28*	21-52	L	San Diego Chargers	Qualcomm Stadium	69,131	58°	Cutler	Rivers
(Bye Oct. 26)	370-448				1,159,630			

2009

HEAD COACH: Josh McDaniels

PRESEASON (1-3)

Day/Date	Score	W/L	Opponent	Location	Attend.	Temp.	Den. QB	Opp. QB
Fri., Aug. 14*	16-17	L	San Francisco 49ers	Candlestick Park	61,533	63°	Orton	Hill
Sat., Aug. 22*	13-27	L	Seattle Seahawks	Qwest Field	67,052	69°	Orton	Hasselbeck
Sun., Aug. 30*	17-27	L	Chicago Bears	INVESCO Field at Mile High	73,519	68°	Orton	Cutler
Thu., Sept. 3*	19-0	W	Arizona Cardinals	INVESCO Field at Mile High	72,088	79°	Brandstater	Warner
	65-71				274,192			

REGULAR SEASON (8-8 overall / 2nd AFC West (3-3 Div.) / 4-4 home / 4-4 away)

Day/Date	Score	W/L	Opponent	Location	Attend.	Temp.	Den. QB	Opp. QB
Sun., Sept. 13	12-7	W	Cincinnati Bengals	Paul Brown Stadium	62,831	72°	Orton	Palmer
Sun., Sept. 20	27-6	W	Cleveland Browns	INVESCO Field at Mile High	73,931	82°	Orton	Quinn
Sun., Sept. 27	23-3	W	Oakland Raiders	Oakland-Alameda County Coliseum	45,602	81°	Orton	Russell
Sun., Oct. 4	17-10	W	Dallas Cowboys	INVESCO Field at Mile High	76,440	55°	Orton	Romo
Sun., Oct. 11	20-17	W	New England Patriots (OT)	INVESCO Field at Mile High	76,011	30°	Orton	Brady
Mon., Oct. 19*	34-23	W	San Diego Chargers	Qualcomm Stadium	68,615	68°	Orton	Rivers
Sun., Nov. 1	7-30	L	Baltimore Ravens	M&T Bank Stadium	71,132	56°	Orton	Flacco
Mon., Nov. 9*	10-28	L	Pittsburgh Steelers	INVESCO Field at Mile High	76,716	55°	Orton	Roethlisberger
Sun., Nov. 15	17-27	L	Washington Redskins	FedEx Field	85,247	57°	Orton	Campbell
Sun., Nov. 22	3-32	L	San Diego Chargers	INVESCO Field at Mile High	74,707	51°	Simm	Rivers
Thu., Nov. 26*	26-6	W	New York Giants	INVESCO Field at Mile High	74,896	57°	Orton	Manning, E.
Sun., Dec. 6	44-13	W	Kansas City Chiefs	Arrowhead Stadium	68,912	37°	Orton	Cassel
Sun., Dec. 13	16-28	L	Indianapolis Colts	Lucas Oil Stadium	67,248	Ind.	Orton	Manning, P.
Sun., Dec. 20	19-20	L	Oakland Raiders	INVESCO Field at Mile High	74,502	57°	Orton	Frye
Sun., Dec. 27	27-30	L	Philadelphia Eagles	Lincoln Financial Field	69,144	45°	Orton	McNabb
Sun., Jan. 3	24-44	L	Kansas City Chiefs	INVESCO Field at Mile High	73,725	36°	Orton	Cassel
(Bye Oct. 26)	326-324				1,139,659			

2010

HEAD COACH: Josh McDaniels (12 games) & Eric Studesville (4 games)

PRESEASON (1-3)

Day/Date	Score	W/L	Opponent	Location	Attend.	Temp.	Den. QB	Opp. QB
Sun., Aug. 15*	24-33	L	Cincinnati Bengals	Paul Brown Stadium	51,278	78°	Orton	Palmer
Sat., Aug. 21*	20-25	L	Detroit Lions	INVESCO Field at Mile High	73,093	92°	Orton	Stafford
Sun., Aug. 29*	34-17	W	Pittsburgh Steelers	INVESCO Field at Mile High	73,054	90°	Orton	Roethlisberger
Thu., Sept. 2*	24-31	L	Minnesota Vikings	Mall of America Field (Metrodome)	63,328	Ind.	Orton	Jackson
	102-106				260,753			

REGULAR SEASON (4-12 overall / 4th AFC West (1-5 Div.) / 3-5 home / 1-7 away)

Day/Date	Score	W/L	Opponent	Location	Attend.	Temp.	Den. QB	Opp. QB
Sun., Sept. 12	17-24	L	Jacksonville Jaguars	EverBank Field	63,636	90°	Orton	Garrard
Sun., Sept. 19	31-14	W	Seattle Seahawks	INVESCO Field at Mile High	75,130	91°	Orton	Hasselbeck
Sun., Sept. 26	13-27	L	Indianapolis Colts	INVESCO Field at Mile High	76,401	85°	Orton	Manning, P.
Sun., Oct. 3	26-20	W	Tennessee Titans	LP Field	69,143	54°	Orton	Young
Sun., Oct. 10	17-31	L	Baltimore Ravens	M&T Bank Stadium	71,246	67°	Orton	Flacco
Sun., Oct. 17	20-24	L	New York Jets	INVESCO Field at Mile High	75,982	73°	Orton	Sanchez
Sun., Oct. 24	14-59	L	Oakland Raiders	INVESCO Field at Mile High	75,835	63°	Orton	Campbell
Sun., Oct. 31*	16-24	L	San Francisco 49ers	Wembley Stadium (London)	83,941	54°	Orton	Smith
Sun., Nov. 14	49-29	W	Kansas City Chiefs	INVESCO Field at Mile High	75,334	43°	Orton	Cassel
Mon., Nov. 22*	14-35	L	San Diego Chargers	Qualcomm Stadium	68,482	55°	Orton	Rivers
Sun., Nov. 28	33-36	L	St. Louis Rams	INVESCO Field at Mile High	72,736	45°	Orton	Bradford
Sun., Dec. 5	6-10	L	Kansas City Chiefs	Arrowhead Stadium	67,267	26°	Orton	Cassel
— Josh McDaniels out, Eric Studesville in as head coach —								
Sun., Dec. 12	13-43	L	Arizona Cardinals	University of Phoenix Stadium	62,223	Ind.	Orton	Skelton
Sun., Dec. 19	23-39	L	Oakland Raiders	Oakland Coliseum	44,246	55°	Tebow	Campbell
Sun., Dec. 26	24-23	W	Houston Texans	INVESCO Field at Mile High	73,691	50°	Tebow	Schaub
Sun., Jan. 2	28-33	L	San Diego Chargers	INVESCO Field at Mile High	74,155	42°	Tebow	Rivers
(Bye Nov. 7)	344-471				1,129,448			

2011

HEAD COACH: John Fox

PRESEASON (2-2)

Day/Date	Score	W/L	Opponent	Location	Attend.	Temp.	Den. QB	Opp. QB
Thu., Aug. 11*	23-24	L	Dallas Cowboys	Cowboys Stadium	74,045	Ind.	Orton	Romo
Sat., Aug. 20*	24-10	W	Buffalo Bills	Sports Authority Field at Mile High	71,236	87°	Orton	Fitzpatrick
Sat., Aug. 27*	23-20	W	Seattle Seahawks	Sports Authority Field at Mile High	72,347	87°	Orton	Jackson
Thu., Sept. 1*	7-26	L	Arizona Cardinals	University of Phoenix Stadium	59,910	Ind.	Quinn	Kolb
	77-80				277,538			

REGULAR SEASON (8-8 overall / 1st AFC West (3-3 Div.) / 3-5 home / 5-3 away)

Day/Date	Score	W/L	Opponent	Location	Attend.	Temp.	Den. QB	Opp. QB
Mon., Sept. 12*	20-23	L	Oakland Raiders	Sports Authority Field at Mile High	75,671	75°	Orton	Campbell
Sun., Sept. 18	24-12	W	Cincinnati Bengals	Sports Authority Field at Mile High	73,281	69°	Orton	Dalton
Sun., Sept. 25	14-17	L	Tennessee Titans	LP Field	69,143	73°	Orton	Hasselbeck
Sun., Oct. 2	23-49	L	Green Bay Packers	Lambeau Field	70,529	67°	Orton	Rodgers
Sun., Oct. 9	24-29	L	San Diego Chargers	Sports Authority Field at Mile High	74,895	52°	Orton	Rivers
Sun., Oct. 23	18-15	W	Miami Dolphins (OT)	Sun Life Stadium	63,800	77°	Tebow	Moore
Sun., Oct. 30	10-45	L	Detroit Lions	Sports Authority Field at Mile High	74,977	56°	Tebow	Stafford
Sun., Nov. 6	38-24	W	Oakland Raiders	O.co Coliseum	58,125	62°	Tebow	Palmer
Sun., Nov. 13	17-10	W	Kansas City Chiefs	Arrowhead Stadium	72,908	67°	Tebow	Cassel
Thu., Nov. 17*	17-13	W	New York Jets	Sports Authority Field at Mile High	74,746	54°	Tebow	Sanchez
Sun., Nov. 27	16-13	W	San Diego Chargers (OT)	Qualcomm Stadium	64,436	84°	Tebow	Rivers
Sun., Dec. 4	35-32	W	Minnesota Vikings	Mall of America Field (Metrodome)	62,939	Ind.	Tebow	Ponder
Sun., Dec. 11	13-10	W	Chicago Bears (OT)	Sports Authority Field at Mile High	76,487	50°	Tebow	Hanie
Sun., Dec. 18	23-41	L	New England Patriots	Sports Authority Field at Mile High	76,556	63°	Tebow	Brady
Sat., Dec. 24	14-40	L	Buffalo Bills	Ralph Wilson Stadium	45,112	30°	Tebow	Fitzpatrick
Sun., Jan. 1	3-7	L	Kansas City Chiefs	Sports Authority Field at Mile High	76,005	35°	Tebow	Orton
(Bye Oct. 16)	309-390				1,109,610			

2011 AFC WILD CARD PLAYOFF GAME

Sun., Jan. 8	29-23	W	Pittsburgh Steelers (OT)	Sports Authority Field at Mile High	75,970	40°	Tebow	Roethlisberger
--------------	-------	---	--------------------------	-------------------------------------	--------	-----	-------	----------------

2011 AFC DIVISIONAL PLAYOFF GAME

Sat., Jan. 14	10-45	L	New England Patriots	Gillette Stadium	68,756	24°	Tebow	Brady
---------------	-------	---	----------------------	------------------	--------	-----	-------	-------

2012

HEAD COACH: John Fox

PRESEASON (2-2)

Day/Date	Score	W/L	Opponent	Location	Attend.	Temp.	Den. QB	Opp. QB
Thu., Aug. 9*	31-3	L	Chicago Bears	Soldier Field	60,442	68°	Manning	Campbell
Sat., Aug. 18*	10-30	L	Seattle Seahawks	Sports Authority Field at Mile High	74,012	79°	Manning	Flynn
Sat., Aug. 26*	24-29	L	San Francisco 49ers	Sports Authority Field at Mile High	75,122	79°	Manning	Smith
Thu., Aug. 30*	16-13	W	Arizona Cardinals	University of Phoenix Stadium	59,773	Ind.	Hanie	Lindley
	81-75				269,349			

REGULAR SEASON (13-3 overall / 1st AFC West (6-0 Div.) / 7-1 home / 6-2 away)

Day/Date	Score	W/L	Opponent	Location	Attend.	Temp.	Den. QB	Opp. QB
Sun., Sept. 9*	31-19	W	Pittsburgh Steelers	Sports Authority Field at Mile High	76,823	85°	Manning	Rothlisberger
Sun., Sept. 17*	21-27	L	Atlanta Falcons	Georgia Dome	70,427	Ind.	Manning	Ryan
Sun., Sept. 23	25-31	L	Houston Texans	Sports Authority Field at Mile High	76,566	84°	Manning	Schaub
Sun., Sept. 30	37-6	W	Oakland Raiders	Sports Authority Field at Mile High	76,787	72°	Manning	Palmer
Sun., Oct. 7	21-31	L	New England Patriots	Gillette Stadium	68,756	54°	Manning	Brady
Mon., Oct. 15*	35-24	W	San Diego Chargers	Qualcomm Stadium	68,604	78°	Manning	Rivers
Sun., Oct. 28*	34-14	W	New Orleans Saints	Sports Authority Field at Mile High	76,832	59°	Manning	Brees
Sun., Nov. 4	31-23	W	Cincinnati Bengals	Paul Brown Stadium	63,623	48°	Manning	Dalton
Sun., Nov. 11	36-14	W	Carolina Panthers	Bank of America Stadium	73,939	71°	Manning	Newton
Sun., Nov. 18	30-23	W	San Diego Chargers	Sports Authority Field at Mile High	76,769	60°	Manning	Rivers
Sun., Nov. 25	17-9	W	Kansas City Chiefs	Arrowhead Stadium	74,244	52°	Manning	Quinn
Sun., Dec. 2	31-23	W	Tampa Bay Buccaneers	Sports Authority Field at Mile High	76,432	64°	Manning	Freeman
Thu., Dec. 6*	26-13	W	Oakland Raiders	O.co Coliseum	53,807	57°	Manning	Palmer
Sun., Dec. 16	34-17	W	Baltimore Ravens	M&T Bank Stadium	71,317	53°	Manning	Flacco
Sun., Dec. 23	34-12	W	Cleveland Browns	Sports Authority Field at Mile High	76,351	51°	Manning	Weeden
Sun., Dec. 30	38-3	W	Kansas City Chiefs	Sports Authority Field at Mile High	76,502	35°	Manning	Quinn
(Bye Oct. 16)	481-289				1,157,779			

2012 AFC DIVISIONAL PLAYOFF GAME

Sat., Jan. 12	35-38	L	Baltimore Ravens (OT)	Sports Authority Field at Mile High	76,732	13°	Manning	Flacco
---------------	-------	---	-----------------------	-------------------------------------	--------	-----	---------	--------

2013

HEAD COACH: John Fox

PRESEASON (2-2)

Day/Date	Score	W/L	Opponent	Location	Attend.	Temp.	Den. QB	Opp. QB
Thu., Aug. 8	10-6	W	San Francisco 49ers	Candlestick Park	69,732	61°	Manning	Kaepernick
Sat., Aug. 17*	10-40	L	Seattle Seahawks	CenturyLink Field	67,635	76°	Manning	Wilson
Sat., Aug. 24*	27-26	W	St. Louis Rams	Sports Authority Field at Mile High	75,473	79°	Manning	Bradford
Thu., Aug. 29*	24-32	L	Arizona Cardinals	Sports Authority Field at Mile High	75,465	82°	Manning	Osweiler
	71-104				288,305			

REGULAR SEASON (13-3 overall / 1st AFC West (5-1 Div.) / 7-1 home / 6-2 away)

Day/Date	Score	W/L	Opponent	Location	Attend.	Temp.	Den. QB	Opp. QB
Thu., Sept. 5*	49-27	W	Baltimore Ravens	Sports Authority Field at Mile High	76,977	83°	Manning	Flacco
Sun., Sept. 15	41-23	W	New York Giants	MetLife Stadium	81,285	70°	Manning	Manning
Mon., Sept. 23*	37-21	W	Oakland Raiders	Sports Authority Field at Mile High	76,978	64°	Manning	Pryor
Sun., Sept. 29	52-20	W	Philadelphia Eagles	Sports Authority Field at Mile High	77,002	76°	Manning	Vick
Sun., Oct. 6	51-48	W	Dallas Cowboys	AT&T Stadium	92,758	Ind.	Manning	Romo
Sun., Oct. 13	35-19	W	Jacksonville Jaguars	Sports Authority Field at Mile High	76,862	59°	Manning	Henne
Sun., Oct. 20*	33-39	L	Indianapolis Colts	Lucas Oil Stadium	67,196	57°	Manning	Luck
Sun., Oct. 27	45-21	W	Washington Redskins	Sports Authority Field at Mile High	77,031	69°	Manning	Griffin
Sun., Nov. 10	28-20	W	San Diego Chargers	Qualcomm Stadium	68,847	78°	Manning	Rivers
Sun., Nov. 17*	27-17	L	Kansas City Chiefs	Sports Authority Field at Mile High	77,076	43°	Manning	Smith
Sun., Nov. 24*	31-34	L	New England Patriots (OT)	Gillette Stadium	68,766	22°	Manning	Brady
Sun., Dec. 1	35-28	W	Kansas City Chiefs	Arrowhead Stadium	77,065	55°	Manning	Smith
Sun., Dec. 8	5-28	W	Tennessee Titans	Sports Authority Field at Mile High	76,554	18°	Manning	Fitzpatrick
Thu., Dec. 12*	20-27	L	San Diego Chargers	Sports Authority Field at Mile High	76,497	37°	Manning	Rivers
Sun., Dec. 22	37-13	W	Houston Texans	Reliant Stadium	71,761	58°	Manning	Schaub
Sun., Dec. 29	34-14	W	Oakland Raiders	O.co Coliseum	51,500	70°	Manning	Pryor
(Bye Nov. 3)	606-399				1,194,145			

2013 AFC DIVISIONAL PLAYOFF GAME

Sat., Jan. 12	24-17	W	San Diego Chargers	Sports Authority Field at Mile High	76,969	41°	Manning	Rivers
---------------	-------	---	--------------------	-------------------------------------	--------	-----	---------	--------

2013 AFC CHAMPIONSHIP GAME

Sat., Jan. 19	26-16	W	New England Patriots	Sports Authority Field at Mile High	77,110	63°	Manning	Brady
---------------	-------	---	----------------------	-------------------------------------	--------	-----	---------	-------

SUPER BOWL XLVIII

Sun., Feb. 2	8-43	L	Seattle Seahawks	MetLife Stadium	82,529	49°	Manning	Wilson
--------------	------	---	------------------	-----------------	--------	-----	---------	--------

2014

HEAD COACH: John Fox

PRESEASON (3-1)

Day/Date	Score	W/L	Opponent	Location	Attend.	Temp.	Den. QB	Opp. QB
Thu., Aug. 7*	21-16	W	Seattle Seahawks	Sports Authority Field at Mile High	75,593	75°	Manning	Wilson
Sat., Aug. 17	34-0	W	San Francisco 49ers	Levi's Stadium	68,426	65°	Manning	Kaepernick
Sat., Aug. 23*	17-18	L	Houston Texans	Sports Authority Field at Mile High	75,093	75°	Manning	Fitzpatrick
Thu., Aug. 28*	27-3	W	Dallas Cowboys	AT&T Stadium	77,922	Ind.	Manning	Weeden
	99-37				297,034			

REGULAR SEASON (12-4 overall / 1st AFC West (6-0 Div.) / 8-0 home / 4-4 away)

Day/Date	Score	W/L	Opponent	Location	Attend.	Temp.	Den. QB	Opp. QB
Sun., Sept. 7*	31-24	W	Indianapolis Colts	Sports Authority Field at Mile High	76,939	75°	Manning	Luck
Sun., Sept. 14	24-17	W	Kansas City Chiefs	Sports Authority Field at Mile High	76,900	85°	Manning	Smith
Sun., Sept. 21	20-26	L	Seattle Seahawks (OT)	CenturyLink Field	68,447	70°	Manning	Wilson
Sun., Oct. 5	41-20	W	Arizona Cardinals	Sports Authority Field at Mile High	76,895	71°	Manning	Stanton
Sun., Oct. 12	31-17	W	New York Jets	MetLife Stadium	78,160	61°	Manning	Smith
Sun., Oct. 19*	42-17	W	San Francisco 49ers	Sports Authority Field at Mile High	77,047	67°	Manning	Kaepernick
Thu., Oct. 23*	35-21	W	San Diego Chargers	Sports Authority Field at Mile High	76,907	68°	Manning	Rivers
Sun., Nov. 2	21-43	L	New England Patriots	Gillette Stadium	68,756	25°	Manning	Brady
Sun., Nov. 9	41-17	W	Oakland Raiders	O.co Coliseum	54,803	68°	Manning	Carr
Sun., Nov. 16	7-22	L	St. Louis Rams	Edward Jones Dome	59,401	Ind.	Manning	Hill
Sun., Nov. 23	39-36	W	Miami Dolphins	Sports Authority Field at Mile High	76,987	39°	Manning	Tannehill
Sun., Nov. 30*	29-16	W	Kansas City Chiefs	Arrowhead Stadium	76,894	27°	Manning	Smith
Sun., Dec. 7	24-17	W	Buffalo Bills	Sports Authority Field at Mile High	76,913	63°	Manning	Orton
Sun., Dec. 14	22-10	W	San Diego Chargers	Qualcomm Stadium	68,660	64°	Manning	Rivers
Mon., Dec. 22*	28-37	L	Cincinnati Bengals	Paul Brown Stadium	66,107	47°	Manning	Dalton
Sun., Dec. 28	47-14	W	Oakland Raiders	Sports Authority Field at Mile High	76,929	40°	Manning	Carr
(Bye Sept. 28)	482-354				1,156,767			

2014 AFC DIVISIONAL PLAYOFF GAME

Sun., Jan. 11	13-24	L	Indianapolis Colts	Sports Authority Field at Mile High	76,867	40°	Manning	Luck
---------------	-------	---	--------------------	-------------------------------------	--------	-----	---------	------

2015

HEAD COACH: Gary Kubiak

PRESEASON (3-1)

Day/Date	Score	W/L	Opponent	Location	Attend.	Temp.	Den. QB	Opp. QB
Fri., Aug. 14*	22-20	W	Seattle Seahawks	CenturyLink Field	68,677	63°	Oswieiler	Wilson
Sat., Aug. 22*	14-10	W	Houston Texans	NRG Stadium	71,533	89°	Manning	Mallett
Sat., Aug. 29*	19-12	W	San Francisco 49ers	Sports Authority Field at Mile High	76,149	84°	Manning	Kaepernick
Thu., Sept. 3*	20-22	L	Arizona Cardinals	Sports Authority Field at Mile High	75,032	65°	Oswieiler	Sims
	75-64				291,391			

REGULAR SEASON (12-4 overall / 1st AFC West (4-2 Div.) / 6-2 home / 6-2 away)

Day/Date	Score	W/L	Opponent	Location	Attend.	Temp.	Den. QB	Opp. QB
Sun., Sept. 13	19-13	W	Baltimore Ravens	Sports Authority Field at Mile High	76,798	88°	Manning	Flacco
Thu., Sept. 17*	31-24	W	Kansas City Chiefs	Arrowhead Stadium	76,404	87°	Manning	Smith
Sun., Sept. 27*	24-12	W	Detroit Lions	Ford Field	62,920	Ind.	Manning	Stafford
Sun., Oct. 4	23-20	W	Minnesota Vikings	Sports Authority Field at Mile High	77,029	60°	Manning	Bridgewater
Sun., Oct. 11	16-10	W	Oakland Raiders	O.co Coliseum	54,500	72°	Manning	Carr
Sun., Oct. 18	26-23	W	Cleveland Browns (OT)	FirstEnergy Stadium	67,431	47°	Manning	McCown
Sun., Nov. 1*	29-10	W	Green Bay Packers	Sports Authority Field at Mile High	77,075	61°	Manning	Rodgers
Sun., Nov. 8	24-27	L	Indianapolis Colts	Lucas Oil Stadium	68,894	54°	Manning	Luck
Sun., Nov. 15	13-29	L	Kansas City Chiefs	Sports Authority Field at Mile High	76,973	64°	Manning	Smith
Sun., Nov. 22	17-15	W	Chicago Bears	Soldier Field	62,483	23°	Oswieiler	Cutler
Sun., Nov. 29*	30-24	W	New England Patriots (OT)	Sports Authority Field at Mile High	76,970	23°	Oswieiler	Brady
Sun., Dec. 6	17-13	W	San Diego Chargers	Qualcomm Stadium	68,631	78°	Oswieiler	Rivers
Sun., Dec. 13	12-15	L	Oakland Raiders	Sports Authority Field at Mile High	76,824	45°	Oswieiler	Carr
Sun., Dec. 20	27-34	L	Pittsburgh Steelers	Heinz Field	67,234	41°	Oswieiler	Roethlisberger
Mon., Dec. 28*	20-17	W	Cincinnati Bengals (OT)	Sports Authority Field at Mile High	76,868	16°	Oswieiler	McCarron
Sun., Jan. 3	27-20	W	San Diego Chargers	Sports Authority Field at Mile High	76,844	50°	Oswieiler	Rivers
(Bye Oct. 25)	355-296				1,141,878			

2015 AFC DIVISIONAL PLAYOFF GAME

Sun., Jan. 17	23-16	W	Pittsburgh Steelers	Sports Authority Field at Mile High	76,956	43°	Manning	Roethlisberger
---------------	-------	---	---------------------	-------------------------------------	--------	-----	---------	----------------

2015 AFC CHAMPIONSHIP GAME

Sun., Jan. 24	20-18	W	New England Patriots	Sports Authority Field at Mile High	77,112	46°	Manning	Brady
---------------	-------	---	----------------------	-------------------------------------	--------	-----	---------	-------

SUPER BOWL 50

Sun., Feb. 7	24-10	W	Carolina Panthers	Levi's Stadium	71,088	76°	Manning	Newton
--------------	-------	---	-------------------	----------------	--------	-----	---------	--------

2016

HEAD COACH: Gary Kubiak

PRESEASON (2-2)

Day/Date	Score	W/L	Opponent	Location	Attend.	Temp.	Den. QB	Opp. QB
Thu., Aug. 11*	22-0	W	Chicago Bears	Soldier Field	61,862	88°	Sanchez	Cutler
Sat., Aug. 20*	24-31	L	San Francisco 49ers	Sports Authority Field at Mile High	75,422	73°	Siemian	Gabbert
Sat., Aug. 27*	17-9	W	Los Angeles Rams	Sports Authority Field at Mile High	75,532	78°	Siemian	Keenum
Thu., Sept. 1*	17-38	L	Arizona Cardinals	University of Phoenix Stadium	64,551	Ind.	Lynch	Barkley
	80-78				277,367			

REGULAR SEASON (9-7 overall / 3rd AFC West (2-4 Div.) / 5-3 home / 4-4 away)

Day/Date	Score	W/L	Opponent	Location	Attend.	Temp.	Den. QB	Opp. QB
Thu., Sept. 8*	21-20	W	Carolina Panthers	Sports Authority Field at Mile High	76,843	85°	Siemian	Newton
Sun., Sept. 18	34-20	W	Indianapolis Colts	Sports Authority Field at Mile High	76,379	85°	Siemian	Luck
Sun., Sept. 25	29-17	W	Cincinnati Bengals	Paul Brown Stadium	63,850	81°	Siemian	Dalton
Sun., Oct. 2	27-7	W	Tampa Bay Buccaneers	Raymond James Stadium	60,375	88°	Siemian	Winston
Sun., Oct. 9	16-23	L	Atlanta Falcons	Sports Authority Field at Mile High	76,802	72°	Lynch	Ryan
Thu., Oct. 13*	13-21	L	San Diego Chargers	Qualcomm Stadium	58,904	70°	Siemian	Rivers
Mon., Oct. 24*	27-9	W	Houston Texans	Sports Authority Field at Mile High	76,865	71°	Siemian	Oswieiler
Sun., Oct. 30	27-19	W	San Diego Chargers	Sports Authority Field at Mile High	76,756	76°	Siemian	Rivers
Sun., Nov. 6*	20-30	L	Oakland Raiders	Oakland-Alameda County Coliseum	54,957	65°	Siemian	Carr
Sun., Nov. 13	25-23	W	New Orleans Saints	Mercedes-Benz Superdome	73,138	Ind.	Siemian	Brees
Sun., Nov. 27*	27-30	L	Kansas City Chiefs (OT)	Sports Authority Field at Mile High	76,819	44°	Siemian	Smith
Sun., Dec. 4	20-10	W	Jacksonville Jaguars	EverBank Field	63,075	70°	Lynch	Bortles
Sun., Dec. 11	10-13	L	Tennessee Titans	Nissan Stadium	68,780	50°	Siemian	Mariota
Sun., Dec. 18	3-16	L	New England Patriots	Sports Authority Field at Mile High	76,893	18°	Siemian	Brady
Sun., Dec. 25*	10-33	L	Kansas City Chiefs	Arrowhead Stadium	76,671	53°	Siemian	Smith
Sun., Jan. 1	24-6	W	Oakland Raiders	Sports Authority Field at Mile High	76,836	45°	Siemian	McGloin
(Bye Nov. 20)	333-297				1,133,943			

2017

HEAD COACH: Vance Joseph

PRESEASON (4-0)

Day/Date	Score	W/L	Opponent	Location	Attend.	Temp.	Den. QB	Opp. QB
Thu., Aug. 10*	24-17	W	Chicago Bears	Soldier Field	60,924	81°	Siemian	Glennon
Sat., Aug. 19*	33-14	W	San Francisco 49ers	Levi's Stadium	62,283	76°	Lynch	Hoyer
Sat., Aug. 26*	20-17	W	Green Bay Packers	Sports Authority Field at Mile High	76,438	86°	Siemian	Rodgers
Thu., Aug. 31*	30-2	W	Arizona Cardinals	Sports Authority Field at Mile High	75,347	75°	Sloter	Gabbert
	107-50				277,367			

REGULAR SEASON (5-11 overall / 4th AFC West (2-4 Div.) / 4-4 home / 1-7 away)

Day/Date	Score	W/L	Opponent	Location	Attend.	Temp.	Den. QB	Opp. QB
Mon., Sept. 11*	24-21	W	Los Angeles Chargers	Sports Authority Field at Mile High	76,324	73°	Siemian	Rivers
Sun., Sept. 17	42-17	W	Dallas Cowboys	Sports Authority Field at Mile High	76,919	72°	Siemian	Prescott
Sun., Sept. 24	16-26	L	Buffalo Bills	New Era Field	68,865	83°	Siemian	Taylor
Sun., Oct. 1	16-10	W	Oakland Raiders	Sports Authority Field at Mile High	76,909	72°	Siemian	Carr
Sun., Oct. 15*	10-23	L	New York Giants	Sports Authority Field at Mile High	76,721	61°	Siemian	Manning
Sun., Oct. 22	0-21	L	Los Angeles Chargers	StubHub Center	25,388	90°	Siemian	Rivers
Mon., Oct. 30*	19-29	L	Kansas City Chiefs	Arrowhead Stadium	76,573	44°	Siemian	Smith
Sun., Nov. 5	12-51	L	Philadelphia Eagles	Lincoln Financial Field	69,596	61°	Oswieiler	Wentz
Sun., Nov. 12*	16-41	L	New England Patriots	Sports Authority Field at Mile High	76,820	48°	Oswieiler	Brady
Sun., Nov. 19	17-20	L	Cincinnati Bengals	Sports Authority Field at Mile High	75,707	60°	Oswieiler	Dalton
Sun., Nov. 26	14-21	L	Oakland Raiders	Oakland-Alameda County Coliseum	53,930	81°	Lynch	Carr
Sun., Dec. 3	9-35	L	Miami Dolphins	Hard Rock Stadium	65,092	80°	Siemian	Cutler
Sun., Dec. 10	23-0	W	New York Jets	Sports Authority Field at Mile High	75,518	60°	Siemian	McCown
Thu., Dec. 14*	25-13	W	Indianapolis Colts	Lucas Oil Stadium	63,411	Ind.	Siemian	Brissett
Sun., Dec. 24	11-27	L	Washington Redskins	FedExField	72,889	43°	Oswieiler	Cousins
Sun., Dec. 31	24-27	L	Kansas City Chiefs	Sports Authority Field at Mile High	75,928	17°	Lynch	Mahomes
(Bye Oct. 8)	289-382				1,106,590			

INDIANAPOLIS COLTS

Reg. Season: (14-10-0) (.583)

Home (8-3) / Away (6-7)

Postseason: (0-3) (.000)

Home (0-1) / Away (0-2)

1974 (11/10) @Denver 17, @Baltimore 6
1977 (11/27) @Denver 27, Baltimore 13
1978 (10/22) @Baltimore 7, Denver 6
1981 (9/20) @Denver 28, Baltimore 10
1983 (9/11) @Denver 17, @Baltimore 10
1983 (12/11) @Denver 21, Baltimore 19
1985 (10/13) @Denver 15, @Indianapolis 10
1988 (10/31) @Indianapolis 55, Denver 23
1989 (10/15) @Denver 14, Indianapolis 3
1990 (10/21) Denver 27, @Indianapolis 17
1993 (10/3) @Denver 35, Indianapolis 13
2001 (1/6) @Indianapolis 29, Denver 10
2002 (11/24) Indianapolis 23, @Denver 20 (OT)
2003 (12/21) Denver 31, @Indianapolis 17
2003 (1/4) @Indianapolis 41, Denver 10*
2004 (1/2) @Denver 33, Indianapolis 14
2004 (1/9) @Indianapolis 49, Denver 24*
2006 (10/29) Indianapolis 34, @Denver 31
2007 (9/30) @Indianapolis 38, Denver 20
2009 (12/13) @Indianapolis 28, Denver 16
2010 (9/26) Indianapolis 27, @Denver 13
2013 (10/20) @Indianapolis 39, Denver 33
2014 (9/7) @Denver 31, Indianapolis 24
2014 (1/11) Indianapolis 24, @Denver 13**
2015 (1/8) @Indianapolis 27, Denver 14
2016 (9/18) @Denver 34, Indianapolis 20
2017 (12/14) @Denver 25, @Indianapolis 13

RS Pts.—DEN 551, IND 496

PS Pts.—DEN 47, IND 114

AFC Wild Card Playoff Game

****AFC Divisional Playoff Game**

Franchise in Baltimore before 1984

JACKSONVILLE JAGUARS

Reg. Season: (5-5-0) (.500)

Home (3-2) / Away (2-3)

Postseason: (1-1) (.500)

Home (1-1) / Away (0-0)

1995 (12/3) @Denver 31, Jacksonville 23
1996 (1/4) Jacksonville 10, @Denver 27**
1997 (12/27) @Denver 42, Jacksonville 17*
1998 (10/25) @Denver 37, Jacksonville 24
1999 (12/13) @Jacksonville 27, Denver 24
2004 (9/19) @Jacksonville 7, Denver 6
2005 (10/2) Denver 20, @Jacksonville 7
2007 (9/23) Jacksonville 23, @Denver 14
2008 (10/12) Jacksonville 24, @Denver 17
2010 (9/12) @Jacksonville 24, Denver 17
2013 (10/13) @Denver 35, Jacksonville 19
2016 (12/4) @Denver 35, Jacksonville 10
RS Pts.—DEN 221, JAC 188
PS Pts.—DEN 69, JAC 47

AFC Wild Card Playoff Game

****AFC Divisional Playoff Game**

KANSAS CITY CHIEFS

Reg. Season: (54-61-0) (.470)

Home (35-23) / Away (19-38)

Postseason: (1-0) (.100)

Home (0-0) / Away (1-0)

1960 (10/30) Dallas 17, @Denver 14
1960 (11/13) @Dallas 34, Denver 7
1961 (10/9) Dallas 19, @Denver 12
1961 (12/10) @Dallas 49, Denver 21
1962 (11/18) Dallas 24, @Denver 3
1962 (12/9) @Dallas 17, Denver 10
1963 (9/7) Kansas City 59, @Denver 7
1963 (12/8) @Kansas City 52, Denver 21
1964 (10/11) @Denver 33, Kansas City 27
1964 (1/11) @Kansas City 49, Denver 39
1965 (10/10) Kansas City 31, @Denver 23
1965 (12/19) @Kansas City 45, Denver 35
1966 (10/8) @Kansas City 37, Denver 10
1966 (10/23) Kansas City 56, @Denver 10
1967 (10/29) Kansas City 52, Denver 9
1967 (12/17) Kansas City 38, @Denver 24
1968 (9/22) @Kansas City 34, Denver 2
1968 (12/14) Kansas City 30, @Denver 7
1969 (10/5) Kansas City 26, @Denver 13
1969 (11/27) @Kansas City 31, Denver 17
1970 (10/4) @Denver 26, Kansas City 13
1970 (12/6) @Kansas City 16, Denver 0
1971 (10/3) Kansas City 16, @Denver 3
1971 (11/21) @Kansas City 28, Denver 10
1972 (10/1) Kansas City 45, @Denver 24
1972 (12/3) @Kansas City 24, Denver 21
1973 (10/7) @Kansas City 16, Denver 14
1973 (11/25) @Denver 14, Kansas City 10
1974 (10/6) Denver 17, @Kansas City 14
1974 (11/18) Kansas City 42, @Denver 34
1975 (9/21) @Denver 37, Kansas City 33
1975 (10/26) @Kansas City 26, Denver 13
1976 (10/24) Denver 35, @Kansas City 26
1976 (12/5) @Denver 17, Kansas City 16

1977 (10/9) @Denver 23, Kansas City 7
1977 (11/20) Denver 14, @Kansas City 7
1978 (9/24) Denver 23, @Kansas City 17 (OT)
1978 (12/10) @Denver 24, Kansas City 3
1979 (10/14) Denver 24, @Kansas City 3
1979 (10/28) @Denver 20, Kansas City 3
1980 (10/19) Kansas City 23, @Denver 17
1980 (12/7) @Kansas City 31, Denver 14
1981 (10/18) @Kansas City 28, Denver 14
1981 (12/6) @Denver 16, Kansas City 13
1982 (12/19) Kansas City 37, @Denver 16
1983 (10/30) @Denver 27, Kansas City 24
1983 (12/18) @Kansas City 48, Denver 17
1984 (9/23) @Denver 21, Kansas City 0
1984 (12/2) @Kansas City 16, Denver 13
1985 (10/27) Denver 30, @Kansas City 10
1985 (12/14) @Denver 14, Kansas City 13
1986 (11/16) @Denver 38, Kansas City 17
1986 (12/7) @Kansas City 37, Denver 10
1987 (10/18) Denver 26, @Kansas City 17
1987 (12/19) @Denver 20, Kansas City 17
1988 (9/13) @Kansas City 20, Denver 13
1988 (11/6) @Denver 17, Kansas City 11
1989 (9/10) @Denver 34, Kansas City 20
1989 (11/12) Denver 16, @Kansas City 13
1990 (9/17) @Denver 24, Kansas City 23
1990 (12/9) @Kansas City 31, Denver 20
1991 (10/20) @Denver 19, Kansas City 16
1991 (11/17) Denver 24, @Kansas City 20
1992 (10/4) @Denver 20, Kansas City 19
1992 (12/30) @Kansas City 42, Denver 20
1993 (9/20) @Kansas City 15, Denver 4
1993 (12/12) @Denver 27, Kansas City 21
1994 (10/17) Kansas City 31, @Denver 28
1994 (12/4) Denver 20, @Kansas City 17 (OT)
1995 (10/22) Kansas City 21, @Denver 7
1995 (12/17) @Kansas City 20, Denver 17
1996 (9/22) @Kansas City 17, Denver 14
1996 (10/27) @Denver 34, Kansas City 7
1997 (8/31) @Denver 19, Kansas City 3
1997 (11/16) @Kansas City 24, Denver 22
1997 (1/4) Denver 14, @Kansas City 10**
1998 (11/6) @Denver 30, Kansas City 7
1998 (12/6) @Denver 35, Kansas City 31
1999 (9/19) @Kansas City 26, Denver 10
1999 (12/5) Kansas City 16, @Denver 10
2000 (9/24) Kansas City 23, @Denver 22
2000 (12/17) @Kansas City 20, Denver 7
2001 (10/7) @Denver 20, Kansas City 6
2001 (12/16) @Kansas City 26, Denver 23 (OT)
2002 (10/20) Denver 37, @Kansas City 34 (OT)
2002 (12/15) @Denver 31, Kansas City 24
2003 (10/5) @Kansas City 24, Denver 23
2003 (12/7) @Denver 45, Kansas City 27
2004 (9/12) @Denver 34, Kansas City 24
2004 (12/19) @Kansas City 45, Denver 17
2005 (9/26) @Denver 30, Kansas City 10
2005 (12/4) @Kansas City 31, Denver 27
2006 (9/17) @Denver 9, Kansas City 6 (OT)
2006 (11/23) @Kansas City 19, Denver 10
2007 (11/11) Denver 27, @Kansas City 11
2007 (12/9) @Denver 41, Kansas City 7
2008 (9/28) @Kansas City 33, Denver 19
2008 (12/7) @Denver 24, Kansas City 17
2009 (12/6) Denver 44, @Kansas City 13
2009 (1/3) Kansas City 44, @Denver 24
2010 (11/14) @Denver 49, Kansas City 29
2010 (12/5) @Kansas City 10, Denver 6
2011 (11/13) Denver 17, @Kansas City 10
2011 (1/1) Kansas City 7, @Denver 3
2012 (11/25) Denver 17, @Kansas City 9
2012 (12/30) @Denver 38, Kansas City 3
2013 (11/17) @Denver 27, Kansas City 17
2013 (12/1) Denver 35, @Kansas City 28
2014 (9/14) @Denver 24, Kansas City 17
2014 (11/30) @Denver 29, @Kansas City 16
2015 (9/17) Denver 31, @Kansas City 24
2015 (11/15) Kansas City 29, @Denver 13
2016 (12/25) Kansas City 30, @Denver 17 (OT)
2016 (12/5) @Kansas City 33, Denver 10
2017 (10/30) @Kansas City 29, Denver 19
2017 (12/31) Kansas City 27, @Denver 24
RS Pts.—DEN 2,373, KC 2,663
PS Pts.—DEN 14, KC 10
****AFC Divisional Playoff Game**

Franchise in Dallas before 1963 and known as the Texans

MIAMI DOLPHINS

Reg. Season: (5-12-1) (.306)

Home (4-4-1) / Away (1-8)

Postseason: (1-0) (.100)

Home (1-0) / Away (0-0) / S.B. (0-0)

1966 (10/16) @Miami 24, Denver 7
1966 (12/4) @Denver 17, Miami 7
1967 (9/17) @Miami 35, Denver 21
1968 (10/27) @Miami 25, Miami 14
1969 (12/7) @Miami 27, Denver 24
1971 (9/19) @Denver 10, Miami 10 (T)
1975 (12/20) @Miami 14, Denver 13

1985 (9/29) Miami 30, @Denver 26
1998 (12/21) @Miami 31, Denver 21
1998 (1/9) @Denver 38, Miami 3**
1999 (9/13) Miami 38, @Denver 21
2001 (12/2) @Miami 21, Denver 10
2002 (10/13) Miami 24, @Denver 22
2004 (12/1) @Denver 20, Miami 17
2005 (9/11) @Miami 34, Denver 10
2008 (11/21) Miami 26, @Denver 17
2011 (10/23) Denver 18, @Miami 15 (OT)
2014 (11/23) @Denver 39, Miami 36
2017 (12/3) @Miami 35, Denver 9
RS Pts.—DEN 326, MIA 438
PS Pts.—DEN 38, MIA 3

****AFC Divisional Playoff Game**

MINNESOTA VIKINGS

Reg. Season: (17-0-0) (.500)

Home (4-3) / Away (0-4)

1972 (10/15) Kansas City 23, @Denver 20
1978 (9/11) @Minnesota 12, Denver 9 (OT)
1981 (11/2) @Denver 19, Minnesota 17
1984 (11/18) @Denver 42, Minnesota 21
1987 (10/26) Minnesota 34, Denver 27
1990 (11/4) @Minnesota 27, Denver 22
1991 (9/29) Denver 13, @Minnesota 6
1993 (11/14) Minnesota 26, @Denver 23
1996 (11/24) Denver 21, @Minnesota 17
1999 (10/31) Minnesota 23, @Denver 20
2003 (10/19) @Minnesota 28, Denver 20
2007 (12/30) @Denver 22, Minnesota 19 (OT)
2011 (12/4) Denver 35, @Minnesota 32
2015 (10/4) @Denver 23, Minnesota 20
RS Pts.—DEN 316, MIN 305

NEW ENGLAND PATRIOTS

Reg. Season: (26-22-0) (.542)

Home (17-11) / Away (9-11)

Postseason: (4-1) (.800)

Home (4-0) / Away (0-1)

1960 (9/9) Denver 13, @Boston 10
1960 (10/23) @Denver 31, Boston 14
1961 (9/16) @Boston 45, Denver 17
1961 (12/3) Boston 28, @Denver 24
1962 (9/1) @Boston 41, Denver 16
1962 (11/11) Boston 33, @Denver 29
1963 (9/29) @Denver 14, Boston 10
1963 (10/18) @Boston 40, Denver 21
1964 (10/4) Boston 39, @Denver 10
1964 (11/20) @Boston 12, Denver 7
1965 (9/24) Denver 27, @Boston 10
1965 (12/12) Boston 28, @Denver 20
1966 (9/18) Boston 24, @Denver 10
1966 (11/6) Denver 17, @Boston 10
1967 (9/3) @Denver 26, Boston 21
1968 (9/29) Boston 20, @Denver 17
1968 (11/3) Denver 35, @Boston 14
1969 (9/14) @Denver 35, Boston 7
1972 (12/17) @Denver 45, New England 21
1976 (11/28) @New England 38, Denver 14
1979 (11/11) @Denver 45, New England 10
1980 (9/29) @New England 23, Denver 14
1984 (11/4) @Denver 26, New England 19
1986 (9/26) @Denver 27, New England 20
1986 (1/4) @Denver 22, New England 17**
1987 (12/6) @Denver 31, New England 20
1988 (12/17) @Denver 21, New England 10
1991 (10/27) Denver 9, @New England 6
1991 (12/1) @Denver 20, New England 3
1995 (10/8) Denver 37, @New England 3
1996 (11/17) Denver 34, @New England 8
1997 (10/6) @Denver 34, New England 13
1998 (9/7) @Denver 27, New England 21
1999 (10/24) @New England 24, Denver 23
2000 (10/1) New England 28, @Denver 19
2001 (10/28) @Denver 31, New England 20
2002 (10/27) Denver 24, @New England 16
2003 (11/3) @New England 30, @Denver 26
2005 (10/16) @Denver 28, New England 20
2005 (1/14) @Denver 27, New England 13**
2006 (9/24) Denver 17, @New England 7
2008 (10/20) @New England 41, Denver 7
2009 (10/11) @Denver 20, New England 17 (OT)
2011 (12/18) New England 41, @Denver 23
2011 (1/14) @New England 45, Denver 10**
2012 (10/7) @New England 31, Denver 21
2013 (11/24) @New England 34, Denver 31 (OT)
2013 (1/19) @Denver 26, New England 16**
2014 (11/2) @New England 43, Denver 21
2015 (11/29) @Denver 30, New England 24 (OT)
2015 (1/24) @Denver 20, New England 18**
2016 (12/18) New England 16, @Denver 3
2017 (11/12) New England 41, @Denver 16
RS Pts.—DEN 1,109, NE 1,064
PS Pts.—DEN 105, NE 109
****AFC Divisional Playoff Game**
****AFC Championship Game**
Franchise in Boston before 1971

1970 (11/8) @San Diego 24, Denver 21
 1970 (12/13) @Denver 17, San Diego 17 (T)
 1971 (10/17) @Denver 20, San Diego 16
 1971 (12/12) @San Diego 45, Denver 17
 1972 (9/24) @San Diego 37, Denver 14
 1972 (12/10) @Denver 38, San Diego 13
 1973 (11/11) @Denver 30, San Diego 19
 1973 (12/9) @Denver 42, @San Diego 28
 1974 (10/20) @Denver 27, San Diego 7
 1974 (12/15) @San Diego 17, Denver 0
 1975 (11/16) Denver 27, @San Diego 17
 1975 (11/30) @Denver 13, San Diego 10 (OT)
 1976 (10/3) @Denver 26, San Diego 0
 1976 (11/14) Denver 17, @San Diego 0
 1977 (11/13) @Denver 17, @San Diego 14
 1977 (12/11) @Denver 17, San Diego 9
 1978 (9/17) @San Diego 23, Denver 0
 1978 (10/8) @San Diego 23, Denver 0
 1979 (10/7) @Denver 7, San Diego 0
 1979 (12/17) @San Diego 17, Denver 7
 1980 (9/21) San Diego 30, @Denver 13
 1980 (11/19) Denver 20, @San Diego 13
 1981 (9/27) @Denver 42, San Diego 24
 1981 (11/29) @San Diego 34, Denver 17
 1982 (9/12) San Diego 23, @Denver 3
 1982 (11/28) @San Diego 30, Denver 20
 1983 (10/23) @San Diego 14, San Diego 6
 1983 (11/27) @San Diego 31, San Diego 6
 1984 (11/11) @Denver 16, San Diego 13
 1984 (12/9) Denver 16, @San Diego 13
 1985 (11/3) @San Diego 30, Denver 10
 1985 (11/17) @Denver 30, San Diego 24 (OT)
 1986 (10/12) Denver 31, @San Diego 14
 1986 (11/9) San Diego 9, @Denver 3
 1987 (11/29) Denver 31, @San Diego 17
 1987 (12/27) @Denver 24, San Diego 0
 1988 (9/11) @Denver 34, San Diego 3
 1988 (10/2) Denver 12, @San Diego 0
 1989 (10/8) @Denver 16, @San Diego 10
 1989 (12/24) @San Diego 19, Denver 16
 1990 (11/11) @San Diego 19, Denver 7
 1990 (12/16) @Denver 20, San Diego 10
 1991 (9/22) @Denver 17, San Diego 19
 1991 (12/22) Denver 17, @San Diego 14
 1992 (9/13) @Denver 21, San Diego 13
 1992 (10/25) @San Diego 24, Denver 21
 1993 (9/12) @Denver 34, San Diego 17
 1993 (12/5) @San Diego 13, Denver 10
 1994 (9/4) @San Diego 37, @Denver 24
 1994 (10/23) Denver 20, @San Diego 15
 1995 (9/24) @San Diego 17, Denver 6
 1995 (11/19) @Denver 30, San Diego 27
 1996 (10/6) @Denver 28, San Diego 17
 1996 (12/22) @San Diego 16, Denver 10
 1997 (11/30) Denver 38, @San Diego 28
 1997 (12/21) @Denver 38, San Diego 3
 1998 (11/8) @Denver 27, San Diego 10
 1998 (11/29) Denver 31, @San Diego 16
 1999 (11/7) Denver 33, @San Diego 17
 1999 (11/22) @San Diego 12, @Denver 6
 2000 (10/8) Denver 21, @San Diego 7
 2000 (11/19) @Denver 38, San Diego 37
 2001 (10/21) @San Diego 27, Denver 10
 2001 (11/21) @Denver 26, San Diego 16
 2002 (10/6) @Denver 26, San Diego 9
 2002 (12/1) @San Diego 30, Denver 27 (OT)
 2003 (9/14) Denver 37, @San Diego 13
 2003 (11/16) @Denver 37, San Diego 8
 2004 (9/26) @Denver 23, San Diego 13
 2004 (12/5) @San Diego 20, Denver 17
 2005 (9/18) @Denver 20, San Diego 17
 2005 (12/31) Denver 23, @San Diego 7
 2006 (11/19) San Diego 35, @Denver 27
 2006 (12/10) @San Diego 48, Denver 20
 2007 (10/7) San Diego 41, @Denver 3
 2007 (12/24) @San Diego 23, Denver 3
 2008 (9/14) @Denver 39, San Diego 38
 2008 (12/28) @San Diego 52, Denver 21
 2009 (10/19) Denver 34, @San Diego 23
 2009 (11/22) San Diego 32, @Denver 3
 2010 (11/22) @San Diego 35, Denver 14
 2010 (12/2) @San Diego 33, @Denver 28
 2011 (10/9) San Diego 29, @Denver 24
 2011 (11/27) Denver 16, @San Diego 13 (OT)
 2012 (10/15) Denver 35, @San Diego 24
 2012 (11/18) @Denver 30, San Diego 23
 2013 (11/10) Denver 28, @San Diego 20
 2013 (12/12) San Diego 27, @Denver 20
 2013 (11/2) @Denver 24, San Diego 17**
 2014 (10/23) @Denver 35, San Diego 21
 2014 (12/14) Denver 22, @San Diego 3
 2015 (12/6) @Denver 17, @San Diego 3
 2015 (11/3) @Denver 27, San Diego 20
 2016 (10/13) @San Diego 21, Denver 13
 2016 (10/30) @Denver 27, San Diego 19
 2017 (9/11) @Denver 24, Los Angeles 21
 2017 (10/22) @Los Angeles 21, Denver 0
RS Pts.—DEN 2,471, SD 2,495
****AFC Divisional Playoff Game**
 Franchise in San Diego from 1961-2016

LOS ANGELES RAMS

Reg. Season: (5-8-0 / .385)
 Home (3-3) / Away (2-5)

1972 (11/12) Denver 16, @Los Angeles 10
 1974 (9/15) Los Angeles 17, @Denver 10
 1979 (9/6) Los Angeles 13, @Denver 9
 1982 (12/12) Denver 27, @Los Angeles 24
 1985 (9/8) @Los Angeles 20, Denver 16
 1988 (11/27) @Denver 35, Los Angeles 14
 1994 (11/6) @Los Angeles 27, Denver 21
 1997 (9/14) @Denver 35, St. Louis 14
 2000 (9/4) @St. Louis 41, Denver 36
 2002 (9/8) @Denver 23, St. Louis 16
 2006 (9/10) @St. Louis 18, Denver 10
 2010 (11/28) St. Louis 36, @Denver 33
 2014 (11/16) @St. Louis 22, Denver 7
RS Pts.—DEN 278, STL 282
 Franchise in St. Louis from 1995-2016

SAN FRANCISCO 49ERS

Reg. Season: (7-6-0 / .538)
 Home (4-2) / Away (3-4)

Postseason: (0-1 / .000)
 Home (0-0) / Away (0-0) / S.B. (0-1)

1970 (10/25) @San Francisco 19, Denver 14
 1973 (9/23) San Francisco 36, @Denver 34
 1979 (11/18) Denver 38, @San Francisco 28
 1982 (9/19) @Denver 24, San Francisco 21
 1985 (11/11) @Denver 17, San Francisco 16
 1988 (10/9) Denver 16, San Fran. 13 (OT)
 1989 (11/28) San Francisco 55, Denver 10#
 1994 (12/17) @San Francisco 42, Denver 19
 1997 (12/15) @San Francisco 34, Denver 17
 2000 (12/23) @Denver 38, San Francisco 9
 2002 (9/15) Denver 24, @San Francisco 14
 2006 (12/31) San Fran. 26, @Denver 23 (OT)
 2010 (10/31) @San Fran. 24, Denver 16 (London)
 2014 (10/19) @Denver 42, San Francisco 17
RS Pts.—DEN 322, SF 299
PS Pts.—DEN 10, SF 55
#Super Bowl

SEATTLE SEAHAWKS

Reg. Season: (34-19-0 / .642)
 Home (21-5) / Away (13-14)

Postseason: (0-2 / .000)
 Home (0-0) / Away (0-1) / S.B. (0-1)

1977 (10/2) Denver 34, @Seattle 13
 1978 (10/1) @Denver 26, Seattle 7
 1978 (10/29) @Denver 20, @Seattle 17 (OT)
 1979 (9/23) @Seattle 37, Seattle 34
 1979 (12/8) @Seattle 28, Denver 23
 1980 (11/23) @Denver 36, Seattle 20
 1980 (12/21) Denver 25, @Seattle 17
 1981 (9/13) @Seattle 13, Denver 10
 1981 (12/13) @Denver 23, Seattle 13
 1982 (11/21) Seattle 17, @Denver 10
 1982 (1/2) @Seattle 13, Denver 11
 1983 (11/6) @Seattle 27, Denver 19
 1983 (11/20) @Denver 38, Seattle 27
 1983 (12/24) @Seattle 31, Denver 7*
 1984 (11/25) Seattle 27, @Denver 24
 1984 (12/15) Denver 31, @Seattle 14
 1985 (10/20) @Denver 13, Seattle 10 (OT)
 1985 (12/20) Denver 27, @Seattle 24
 1986 (10/26) @Denver 20, Seattle 13
 1986 (12/20) @Seattle 41, Denver 16
 1987 (9/13) @Denver 40, Seattle 17
 1987 (12/13) @Seattle 28, Denver 21
 1988 (9/4) Seattle 21, @Denver 14
 1988 (12/11) @Seattle 42, Denver 14
 1990 (10/22) Denver 24, @Seattle 21 (OT)
 1989 (11/26) @Denver 41, Seattle 14
 1990 (9/23) @Denver 34, Seattle 31 (OT)
 1990 (12/30) @Seattle 17, Denver 12
 1991 (9/15) @Denver 16, Seattle 10
 1991 (11/24) @Seattle 13, Denver 10
 1992 (11/30) @Seattle 16, Denver 13 (OT)
 1992 (12/20) @Denver 10, Seattle 6
 1993 (10/31) @Denver 28, Seattle 17
 1993 (11/28) Denver 17, @Seattle 9
 1994 (10/9) Denver 16, @Seattle 9
 1994 (11/13) @Denver 17, Seattle 10
 1995 (10/1) @Seattle 27, Denver 10
 1995 (12/10) Seattle 31, @Denver 27
 1996 (9/8) Denver 30, @Seattle 20
 1996 (12/1) @Denver 34, Seattle 7
 1997 (9/7) Denver 35, @Seattle 14
 1997 (11/2) @Denver 30, Seattle 27
 1998 (10/11) Denver 21, @Seattle 16
 1998 (12/27) @Denver 28, Seattle 21
 1999 (11/14) @Seattle 20, Denver 17
 1999 (12/26) @Denver 36, Seattle 30 (OT)
 2000 (11/26) Denver 38, @Seattle 31
 2000 (12/10) @Denver 31, Seattle 24
 2001 (10/14) @Seattle 34, Denver 21
 2001 (12/9) @Denver 20, Seattle 7
 2002 (11/17) Denver 31, @Seattle 9
 2006 (12/3) Seattle 23, @Denver 20
 2010 (9/19) @Denver 31, Seattle 14

2013 (2/2) Seattle 43, Denver 8#
 2014 (9/21) @Seattle 26, Denver 20 (OT)
RS Pts.—DEN 1,242, SEA 1,037
PS Pts.—DEN 7, SEA 31
#AFC Wild Card Playoff Game
#Super Bowl

TAMPA BAY BUCCANEERS

Reg. Season: (7-2-0 / .778)
 Home (4-1) / Away (3-1)

1976 (11/7) @Denver 48, Tampa Bay 13
 1981 (11/15) Denver 24, @Tampa Bay 7
 1993 (12/26) Tampa Bay 17, @Denver 10
 1996 (9/15) @Denver 27, Tampa Bay 23
 1999 (9/28) @Tampa Bay 13, Denver 10
 2004 (10/9) Denver 16, @Tampa Bay 13
 2008 (10/5) @Denver 16, Tampa Bay 13
 2012 (12/2) @Denver 31, Tampa Bay 23
 2016 (10/2) @Denver 27, @Tampa Bay 7
RS Pts.—DEN 209, TB 129

TENNESSEE TITANS

Reg. Season: (15-22-1 / .408)
 Home (9-7-1) / Away (6-15)

Postseason: (2-1 / .667)
 Home (2-0) / Away (0-1) / S.B. (0-0)

1960 (11/6) Houston 45, @Denver 25
 1960 (11/20) @Houston 20, Denver 10
 1961 (11/5) Houston 55, @Denver 14
 1961 (11/26) @Houston 45, Denver 14
 1962 (10/21) @Denver 20, Houston 10
 1962 (12/2) @Houston 34, Denver 17
 1963 (9/14) @Houston 20, Denver 14
 1963 (10/13) Houston 33, @Denver 24
 1964 (9/27) Houston 38, @Denver 17
 1964 (12/20) @Houston 34, Denver 15
 1965 (10/17) @Denver 28, Houston 17
 1965 (11/14) Denver 31, @Houston 21
 1966 (9/3) @Houston 45, Denver 7
 1966 (10/2) @Denver 40, Houston 38
 1967 (10/1) @Houston 10, Denver 6
 1967 (11/12) Houston 20, @Denver 18
 1968 (11/17) @Houston 38, Denver 17
 1969 (10/26) @Houston 24, Denver 21
 1969 (11/16) @Denver 20, Houston 20 (T)
 1970 (11/29) @Houston 31, Denver 21
 1972 (9/17) @Houston 30, Houston 17
 1973 (10/14) Denver 48, @Houston 20
 1974 (12/8) @Denver 37, Houston 14
 1976 (10/10) @Houston 17, Denver 3
 1977 (12/4) Denver 24, @Houston 14
 1979 (12/23) @Houston 13, Denver 7*
 1980 (11/2) Houston 20, @Denver 16
 1983 (10/9) Denver 26, @Houston 14
 1985 (10/6) @Denver 31, Houston 20
 1987 (10/4) Houston 40, @Denver 10
 1987 (11/10) @Denver 34, Houston 10**
 1991 (10/6) @Houston 42, Denver 16
 1991 (11/4) @Denver 26, Houston 24**
 1992 (10/18) @Denver 27, Houston 21
 1995 (11/26) @Houston 42, Denver 33
 2004 (12/25) Denver 37, @Tennessee 16
 2007 (11/19) @Denver 34, Tennessee 20
 2010 (10/3) Denver 26, @Tennessee 20
 2011 (9/25) @Tennessee 17, Denver 14
 2013 (12/8) @Denver 51, Tennessee 28
 2016 (12/11) @Tennessee 13, Denver 10
RS Pts.—DEN 850, TEN 993
PS Pts.—DEN 67, TEN 47

#AFC Wild Card Playoff Game

**AFC Divisional Playoff Game

Franchise in Houston before 1997 and known as the Oilers before 1999

WASHINGTON REDSKINS

Reg. Season: (7-6-0 / .538)
 Home (5-2) / Away (2-4)

Postseason: (0-1 / .000)
 Home (0-0) / Away (0-0) / S.B. (0-1)

1970 (11/1) Washington 19, @Denver 3
 1974 (9/30) @Washington 30, Denver 3
 1980 (10/13) @Denver 20, Washington 17
 1986 (12/13) @Denver 31, Washington 30
 1987 (1/31) Washington 42, Denver 10#
 1989 (11/20) Denver 14, @Washington 10
 1992 (10/12) @Washington 34, Denver 3
 1995 (9/17) @Denver 38, Washington 31
 1998 (9/27) Denver 38, @Washington 16
 2001 (11/18) Washington 47, @Denver 10
 2005 (10/9) @Denver 21, Washington 19
 2009 (11/15) @Washington 27, Denver 17
 2013 (10/27) @Denver 45, Washington 21
 2017 (12/24) @Washington 27, Denver 11
RS Pts.—DEN 254, WAS 298
PS Pts.—DEN 10, WAS 42
#Super Bowl

BRONCOS VS. THE NFL (REGULAR SEASON / POSTSEASON / PRESEASON)

	REGULAR SEASON						POSTSEASON			PRESEASON			
Franchise	W	L	T	Pct.	PF	PA	W	L	Pct.	W	L	T	Pct.
Arizona Cardinals	8	1	1	.850	289	149	0	0	.000	17	8	0	.680
Atlanta Falcons	8	6	0	.571	378	335	1	0	1.000	4	2	0	.667
Baltimore Ravens	6	5	0	.545	238	245	0	2	.000	0	0	0	.000
Buffalo Bills	16	20	1	.446	811	881	0	1	.000	4	4	0	.500
Carolina Panthers	4	1	0	.800	121	81	1	0	1.000	2	1	0	.667
Chicago Bears	8	7	0	.533	250	291	0	0	.000	6	3	0	.667
Cincinnati Bengals	21	10	0	.677	672	585	0	0	.000	3	2	0	.600
Cleveland Browns	20	5	0	.800	614	364	3	0	1.000	1	1	0	.500
Dallas Cowboys	8	4	0	.667	336	275	0	1	.000	8	7	0	.533
Detroit Lions	7	5	0	.583	259	260	0	0	.000	2	3	0	.400
Green Bay Packers	6	6	1	.500	240	284	1	0	1.000	7	3	0	.700
Houston Texans	4	2	0	.667	157	120	0	0	.000	5	2	0	.714
Indianapolis Colts	14	10	0	.583	551	496	0	3	.000	7	6	0	.538
Jacksonville Jaguars	5	5	0	.500	221	188	1	1	.500	0	2	0	.000
Kansas City Chiefs	54	61	0	.470	2,373	2,663	1	0	1.000	1	7	0	.125
Miami Dolphins	5	12	1	.306	326	438	1	0	1.000	5	6	0	.455
Minnesota Vikings	7	7	0	.500	316	305	0	0	.000	5	7	0	.417
New England Patriots	26	22	0	.542	1,109	1,064	4	1	.800	5	3	0	.625
New Orleans Saints	9	2	0	.818	301	226	0	0	.000	2	3	0	.400
New York Giants	6	6	0	.500	242	213	0	1	.000	0	2	0	.000
New York Jets	19	15	1	.557	853	731	1	0	1.000	1	2	0	.333
Oakland Raiders	51	62	2	.452	2,360	2,443	1	1	.500	4	7	0	.364
Philadelphia Eagles	5	8	0	.385	308	301	0	0	.000	0	1	0	.000
Pittsburgh Steelers	14	8	1	.630	516	488	5	3	.625	1	0	0	1.000
Los Angeles Chargers	64	51	1	.556	2,471	2,495	1	0	1.000	2	5	0	.286
Los Angeles Rams	5	8	0	.385	278	282	0	0	.000	8	2	0	.800
San Francisco 49ers	7	6	0	.538	322	299	0	1	.000	22	16	0	.579
Seattle Seahawks	34	19	0	.642	1,242	1,037	0	2	.000	10	3	0	.769
Tampa Bay Buccaneers	7	2	0	.778	209	129	0	0	.000	2	0	0	1.000
Tennessee Titans	15	22	1	.408	850	993	2	1	.667	5	5	0	.500
Washington Redskins	7	6	0	.538	254	298	0	1	.000	1	5	0	.167
TOTALS	470	404	10	.538	19,463	17,965	23	19	.548	141	120	0	.540

BRONCOS VS. AFC WEST (REGULAR SEASON / SINCE AFL-NFL MERGER)

Year	KC	OAK	LA	SEA	TB*	Home	Away	Overall
1970	1-1	0-2	0-1-1	—	—	1-1-1	0-3	1-4-1
1971	0-2	0-2	1-1	—	—	1-2	0-3	1-5
1972	0-2	1-1	1-1	—	—	1-2	1-2	2-4
1973	1-1	0-1-1	2-0	—	—	2-0-1	1-2	3-2-1
1974	1-1	1-1	1-1	—	—	1-2	2-1	3-3
1975	1-1	0-2	2-0	—	—	2-1	1-2	3-3
1976	2-0	0-2	2-0	—	1-0	3-1	2-1	5-2
1977	2-0	1-1	2-0	1-0	—	2-1	4-0	6-1
1978	2-0	2-0	1-1	2-0	—	4-0	3-1	7-1
1979	2-0	0-2	1-1	1-1	—	3-1	1-3	4-4
1980	0-2	0-2	1-1	2-0	—	1-3	2-2	3-5
1981	1-1	2-0	1-1	1-1	—	4-0	1-3	5-3
1982	0-1	0-1	0-2	0-2	—	3-1	0-3	0-6
1983	1-1	0-1	1-1	1-1	—	3-1	0-4	3-5
1984	1-1	2-0	2-0	1-1	—	3-1	3-1	6-2
1985	2-0	0-2	1-1	2-0	—	1-1	2-2	5-3
1986	1-1	2-0	1-1	1-1	—	3-1	2-2	5-3
1987	2-0	2-0	2-0	1-1	—	4-0	3-1	7-1
1988	1-1	0-2	2-0	0-2	—	2-2	1-3	3-5
1989	2-0	1-1	1-1	2-0	—	4-0	2-2	6-2
1990	1-1	0-2	1-1	1-1	—	3-1	0-4	3-5
1991	2-0	0-2	2-0	1-1	—	3-1	2-2	5-3
1992	1-1	1-1	1-1	1-1	—	4-0	0-4	4-4
1993	1-1	0-2	1-1	2-0	—	3-1	1-3	4-4
1994	1-1	0-2	1-1	2-0	—	1-3	3-1	4-4
1995	0-2	2-0	1-1	0-2	—	2-2	1-3	3-5
1996	1-1	2-0	1-1	2-0	—	4-0	2-2	6-2
1997	1-1	1-1	2-0	2-0	—	4-0	2-2	6-2
1998	2-0	2-0	2-0	2-0	—	4-0	4-0	8-0
1999	0-2	2-0	1-1	1-1	—	2-2	2-2	4-4
2000	0-2	2-0	2-0	2-0	—	3-1	3-1	6-2
2001	1-1	1-1	1-1	1-1	—	4-0	0-4	4-4
2002	2-0	0-2	1-1	—	—	2-1	1-2	3-3
2003	1-1	2-0	2-0	—	—	3-0	2-1	5-1
2004	1-1	1-1	1-1	—	—	2-1	1-2	3-3
2005	1-1	2-0	2-0	—	—	3-0	2-1	5-1
2006	1-1	2-0	0-2	—	—	2-1	1-2	3-3
2007	2-0	1-1	0-2	—	—	2-1	1-2	3-3
2008	1-1	1-1	1-1	—	—	2-1	1-2	3-3
2009	1-1	1-1	1-1	—	—	0-3	3-0	3-3
2010	1-1	0-2	0-2	—	—	1-2	0-3	1-5
2011	1-1	1-1	1-1	—	—	0-3	3-0	3-3
2012	2-0	2-0	2-0	—	—	3-0	3-0	6-0
2013	2-0	2-0	1-1	—	—	2-1	3-0	5-1
2014	2-0	2-0	2-0	—	—	3-0	3-0	6-0
2015	1-1	1-1	2-0	—	—	1-2	3-0	4-2
2016	0-2	1-1	1-1	—	—	2-1	0-3	2-4
2017	0-2	1-1	1-1	—	—	2-1	0-3	2-4
TOTALS	53-42	47-47-1	59-36-1	32-17	1-0	114-52-2	78-90	192-142-2

*Tampa Bay was a member of the AFC Western Division during the franchise's first year of existence. In 1977, the Buccaneers moved to the NFC Central and the Seattle Seahawks moved from the NFC West to the AFC West. Seattle moved back to the NFC West in 2002.

BRONCOS RECORD IN PRIMETIME / OVERTIME GAMES

MONDAY NIGHT FOOTBALL

Overall record: 32-38-1 / Home: 24-11-1 / Road: 8-27

at Kansas City 29, Denver 19 (10/30/17)
 at Denver 24, L.A. Chargers 21 (9/11/17)
 at Denver 27, Houston 9 (10/24/16)
 at Denver 20, Cincinnati 17 (12/28/15) **OT**
 at Cincinnati 37, Denver 28 (12/22/14)
 at Denver 37, Oakland 24 (9/23/13)
 Denver 35, at San Diego 24 (10/15/12)
 at Atlanta 27, Denver 21 (9/7/12)
 Oakland 23, at Denver 20 (9/12/11)
 at San Diego 35, Denver 14 (11/22/10)
 Pittsburgh 28, at Denver 10 (11/9/09)
 Denver 34, at San Diego 23 (10/19/09)
 at New England 41, Denver 7 (10/20/08)
 Denver 41, at Oakland 14 (9/8/08)
 at San Diego 23, Denver 3 (12/24/07)
 at Denver 34, Tennessee 20 (11/19/07)
 Green Bay 19, at Denver 13 (10/29/07) **OT**
 at Denver 13, Baltimore 3 (10/9/06)
 at Denver 30, Kansas City 10 (9/26/05)
 at Cincinnati 23, Denver 10 (10/25/04)
 New England 30, at Denver 26 (11/3/03)
 at Denver 31, Oakland 10 (9/22/03)
 Oakland 34, at Denver 10 (11/1/02)
 at Baltimore 34, Denver 23 (9/30/02)
 at Oakland 38, Denver 28 (11/5/01)
 at Denver 31, N.Y. Giants 20 (9/10/01)
 at Denver 27, Oakland 24 (11/13/00)
 at St. Louis 41, Denver 36 (9/4/00)
 at Jacksonville 27, Denver 24 (12/13/99)
 at Denver 27, Oakland 21 (11/22/99)
 Miami 38, at Denver 21 (9/13/99)
 at Miami 31, Denver 21 (12/21/98)
 Denver 30, at Kansas City 17 (11/16/98)
 at Denver 27, New England 21 (9/7/98)
 at San Francisco 34, Denver 17 (12/15/97)
 at Denver 31, Oakland 3 (11/24/97)
 at Denver 34, New England 13 (10/6/97)
 Denver 22, at Oakland 21 (11/4/96)
 at Denver 27, Oakland 0 (10/16/95)
 Kansas City 31, at Denver 28 (10/17/94)
 at Buffalo 27, Denver 20 (9/26/94)
 L.A. Raiders 23, at Denver 20 (10/18/93)
 at Kansas City 15, Denver 7 (9/20/93)
 at Seattle 16, Denver 13 (11/30/92) **OT**
 at Washington 34, Denver 3 (10/12/92)
 Cleveland 30, at Denver 29 (10/8/90)
 at Denver 24, Kansas City 23 (9/17/90)
 Denver 14, at Washington 10 (11/20/89)
 Denver 28, at Buffalo 14 (9/18/89)
 at Indianapolis 55, Denver 23 (10/31/88)
 L.A. Raiders 30, at Denver 27 (9/26/88) **OT**
 at Denver 31, Chicago 29 (11/16/87)
 at Minnesota 34, Denver 27 (10/27/87)
 at Denver 30, L.A. Raiders 14 (10/12/87)
 at N.Y. Jets 22, Denver 10 (10/20/86)
 Denver 21, at Pittsburgh 10 (9/15/86)
 at Denver 17, San Francisco 16 (11/11/85)
 at Denver 17, Green Bay 14 (10/15/84)
 at Denver 19, Minnesota 17 (10/2/81)
 at Oakland 9, Denver 3 (12/1/80)
 at Denver 20, Washington 17 (10/13/80)
 at New England 23, Denver 14 (9/29/80)
 at San Diego 17, Denver 7 (12/17/79)
 at Pittsburgh 42, Denver 7, Oct. 22, 1979
 at Pittsburgh 16, Chicago 7 (10/16/78)
 at Minnesota 12, Denver 9 (9/11/78) **OT**
 at Oakland 17, Denver 10 (12/8/75)
 at Denver 23, Green Bay 13 (9/29/75)
 Kansas City 42, at Denver 34 (11/18/74)
 at Washington 30, Denver 3 (9/30/74)
 at Denver 23, Oakland 23 (10/22/73) **(T)**



at Denver 27, Kansas City 17 (11/17/13)
 at Indianapolis 39, Denver 33 (10/20/13)
 at Denver 31, Pittsburgh 19 (9/9/12)
 at Denver 34, New Orleans 14 (10/28/12)
 at San Diego 52, Denver 21 (12/28/08)
 at Denver 31, Pittsburgh 28 (10/21/07)
 Seattle 23, at Denver 20 (12/3/06)
 San Diego 35, at Denver 27 (11/19/06)
 at Denver 13, Oakland 3 (10/15/06)
 Denver 17, at New England 7 (9/24/06)
 Oakland 25, at Denver 24 (11/28/04)
 at Denver 34, Kansas City 24 (9/12/04)
 Denver 31, at Indianapolis 17 (12/21/03)
 Indianapolis 23, at Denver 20 (11/24/02) **OT**
 Miami 24, at Denver 22 (10/13/02)
 at Denver 20, Seattle 7 (12/9/01)
 Denver 38, at Arizona 17 (9/23/01)
 at Seattle 20, Denver 17 (11/14/99)
 Denver 31, at San Diego 16 (11/29/98)
 Denver 38, at San Diego 28 (11/30/97)
 at San Diego 16, Denver 10 (12/22/96)
 at Denver 27, Tampa Bay 23 (9/15/96)
 at Philadelphia 31, Denver 13 (11/12/95)
 Denver 37, at New England 3 (10/8/95)
 at Denver 22, Buffalo 7 (9/3/95)
 San Diego 37, at Denver 34 (9/4/94)
 at Green Bay 30, Denver 27 (10/10/93)
 at Denver 27, N.Y. Giants 13 (11/15/92)
 at Denver 17, L.A. Raiders 13 (9/8/92)
 at Denver 20, Pittsburgh 13 (11/3/91)
 Denver 13, at Minnesota 6 (9/29/91)
 at Seattle 17, Denver 12 (12/23/90)
 at Minnesota 27, Denver 22 (11/4/90)
 at Seattle 42, Denver 14 (12/11/88)
 at Seattle 28, Denver 21 (12/13/87)
 Denver 24, at Cleveland 14 (9/16/84)
 at Denver 21, Oakland 6 (12/3/78)

OVERTIME GAMES

Overall record: 30-19-2 / Home: 16-8-1 / Road: 14-11-1

Kansas City 30, at Denver 27 (11/27/16)
 at Denver 20, Cincinnati 17 (12/28/15)
 at Denver 30, New England 24 (11/29/15)
 Denver 26, at Cleveland 23 (10/18/15)
 at Seattle 26, Denver 20 (9/21/14)
 at New England 34, Denver 31 (11/24/13)
 Baltimore 38, at Denver 35 (11/21/13) **AFC Divisional Playoff**
 at Denver 29, Pittsburgh 23 (1/8/12) **AFC Wild Card**
 at Denver 13, Chicago 10 (12/11/11)
 Denver 16, at San Diego 13 (11/27/11)
 Denver 18, at Miami 15 (10/23/11)
 at Denver 20, New England 17 (10/11/09)
 at Denver 22, Minnesota 19 (12/30/07)
 at Chicago 37, Denver 34 (11/25/07)
 Green Bay 19, at Denver 13 (10/29/07)
 at Denver 23, Oakland 20 (9/16/07)
 San Francisco 26, at Denver 23 (12/31/06)
 at Denver 9, Kansas City 6 (9/17/06)
 Denver 24, at Dallas 21 (11/24/05)
 at Denver 23, Cleveland 20 (12/14/03)
 at San Diego 30, Denver 27 (12/1/02)
 Indianapolis 23, at Denver 20 (11/24/02)
 Denver 37, at Kansas City 34 (10/20/02)
 at Kansas City 26, Denver 23 (12/16/01)
 at Denver 36, Seattle 30 (12/19/99)
 at Denver 27, Oakland 21 (11/22/99)
 Denver 23, at Buffalo 20 (10/26/97)
 Denver 20, at Kansas City 17 (12/4/94)
 at N.Y. Jets 25, Denver 22 (9/11/94)
 at L.A. Raiders 33, Denver 30 (12/2/94)
 at Seattle 16, Denver 13 (11/30/92)
 Chicago 16, at Denver 13 (11/18/90)
 at Denver 34, Seattle 31 (9/23/90)
 at L.A. Raiders 16, Denver 13 (12/3/89)
 Denver 24, at Seattle 21 (10/22/89)
 Denver 16, at San Francisco 13 (10/9/88)
 L.A. Raiders 30, at Denver 27 (9/26/88)
 Denver 17, at Green Bay (Milw.) 17 (9/20/87) **(T)**
 Denver 23, at Cleveland 20 (11/1/87) **AFC Championship**
 L.A. Raiders 17, at Denver 14 (12/8/85)
 at L.A. Raiders 31, Denver 28 (11/24/85)
 at Denver 30, San Diego 24 (11/17/85)
 at Denver 13, Seattle 10 (10/20/85)
 Denver 22, at L.A. Raiders 19 (10/28/84)
 at Denver 23, Cleveland 20 (11/8/81)
 Denver 20, at Atlanta 17 (9/16/79)
 Denver 20, at Seattle 17 (10/29/78)
 Denver 23, at Kansas City 17 (9/24/78)
 at Minnesota 12, Denver 9 (9/11/78)
 at Denver 13, San Diego 10 (11/30/75)
 at Denver 35, Pittsburgh 35 (9/22/74) **(T)**

SUNDAY NIGHT GAMES

Overall record: 26-20-0 / Home: 16-9 / Road 10-11

New England 41, at Denver 16 (11/12/17)
 N.Y. Giants 23, at Denver 10 (10/15/17)
 at Kansas City 33, Denver 10 (12/25/16)
 Kansas City 30, at Denver 27 (11/27/16) **OT**
 at Oakland 30, Denver 20 (11/6/16)
 at Denver 30, New England 24 (11/29/15) **OT**
 at Denver 29, Green Bay 10 (11/1/15)
 Denver 24, at Detroit 12 (9/27/15)
 Denver 29, at Kansas City 16 (11/30/14)
 at Denver 42, San Francisco 17 (10/19/14)
 at Denver 31, Indianapolis 24 (9/7/14)
 at New England 34, Denver 31 (1/24/13) **OT**

BRONCOS RECORD ON HOLIDAYS / AFTER BYE WEEKS

THANKSGIVING GAMES

Overall record: 4-7-0 / Home: 1-2 / Road: 3-5

at Denver 26, N.Y. Giants 6 (11/26/09)
at Kansas City 19, Denver 10 (11/23/06)
Denver 24, at Dallas 21 (11/24/05) **OT**
Denver 26, at Dallas 24 (11/22/01)
at Detroit 40, Denver 27 (11/22/90)
at Detroit 17, Denver 14 (11/23/78)
Denver 31, at Detroit 27 (11/28/74)
at Kansas City 31, Denver 17 (11/27/69)
at San Diego 24, Denver 20 (11/23/67)
Oakland 26, at Denver 10 (11/28/63)
N.Y. Titans 46, at Denver 45 (11/22/62)

CHRISTMAS GAMES

Overall record: 2-1-0 / Home: 0-0 / Road: 2-1

at Kansas City 33, Denver 10 (2016)
Denver 37, at Tennessee 16 (2004)
Denver 17, at Detroit 7 (1999)

AFTER THE BYE WEEK

Overall record: 21-8-0 / Home: 15-5 / Road: 6-3

N.Y. Giants 23, at Denver 10 (10/15/17)
Kansas City 30, at Denver 27 (11/27/16) **OT**
at Denver 29, Green Bay 10 (11/1/15)
at Denver 41, Arizona 20 (10/5/14)
Denver 28, at San Diego 20 (11/10/13)
at Denver 34, New Orleans 14 (10/28/12)
Denver 18, at Miami 15 (10/23/11) **OT**
at Denver 49, Kansas City 29 (11/14/10)
at Baltimore 30, Denver 7 (11/1/09)
Miami 26, at Denver 17 (11/2/08)
at Denver 31, Pittsburgh 28 (10/21/07)
at Denver 13, Baltimore 3 (10/9/06)
Denver 31, at Oakland 17 (11/13/05)
Denver 34, at New Orleans 13 (11/21/04)
at Denver 37, San Diego 8 (11/16/03)
Oakland 34, at Denver 10 (11/11/02)
at Denver 23, Oakland 17 (12/30/01)
Denver 30, at N.Y. Jets 23 (11/5/00)
Kansas City 16, at Denver 10 (12/5/99)
at Denver 37, Jacksonville 24 (10/25/98)
at Oakland 28, Denver 25 (10/19/97)
at Denver 45, Baltimore 34 (10/20/96)
at Denver 38, Arizona 6 (11/5/95)
Denver 16, at Seattle 9 (10/9/94)
at Denver 28, Seattle 17 (10/31/93)
at Denver 35, Indianapolis 13 (10/3/93)
at Denver 27, N.Y. Jets 16 (11/8/92)
at Denver 19, Kansas City 16 (10/20/91)
at Minnesota 27, Denver 22 (11/4/90)

Note: The bye week was introduced by the NFL in 1990. In 1993, the league adjusted the schedule to include two bye weeks per team, but the schedule changed back to one bye per club in 1994.

BRONCOS MISCELLANEOUS WON-LOST STATISTICS

MOST SUCCESSFUL SEASONS (BY CATEGORY)

BEST WINNING PERCENTAGE

1998 — .875 (14-2)
1977 — .857 (12-2)
2013 — .813 (13-3)
2012 — .813 (13-3)
2005 — .813 (13-3)
1996 — .813 (13-3)
1984 — .813 (13-3)
2015 — .750 (12-4)
2014 — .750 (12-4)
1997 — .750 (12-4)
1991 — .750 (12-4)
1987 — .700 (10-4-1)
2000 — .688 (11-5)
1989 — .688 (11-5)
1986 — .688 (11-5)
1985 — .688 (11-5)

MOST REGULAR SEASON WINS

1998 — 14 wins (2 losses)
2013 — 13 wins (3 losses)
2012 — 13 wins (3 losses)
2005 — 13 wins (3 losses)
1996 — 13 wins (3 losses)
1984 — 13 wins (3 losses)
2015 — 12 wins (4 losses)
2014 — 12 wins (4 losses)
1997 — 12 wins (4 losses)
1991 — 12 wins (4 losses)
1977 — 12 wins (2 losses)
2000 — 11 wins (5 losses)
1989 — 11 wins (5 losses)
1986 — 11 wins (5 losses)
1985 — 11 wins (5 losses)

MILESTONE GAMES IN BRONCOS HISTORY (REGULAR SEASON ONLY)

1ST GAME

September 9, 1960, at Boston Patriots (W) 13-10

50TH GAME

November 3, 1963, vs. Buffalo Bills (L) 28-30

100TH GAME

September 10, 1967, at Oakland Raiders (L) 51-0

200TH GAME

October 6, 1974, at Kansas City Chiefs (W) 17-14

300TH GAME

December 21, 1980, at Seattle Seahawks (W) 25-17

400TH GAME

November 29, 1987, at San Diego Chargers (W) 31-17

500TH GAME

January 2, 1994, at Los Angeles Raiders (L) 33-30 OT

600TH GAME

September 24, 2000, vs. Kansas City Chiefs (L) 23-22

700TH GAME

November 5, 2006, at Pittsburgh Steelers (W) 31-20

800TH GAME

December 2, 2012, vs. Tampa Bay Buccaneers (W) 31-23

900TH GAME

December 30, 2018, vs. Los Angeles Chargers

BRONCOS ALL-TIME RECORD BY THE DAY

REGULAR SEASON				POSTSEASON			
	Home	Road	Total	Home	Road	Neutral	Total
Thu.	5-4-0 (.556)	7-7-0 (.500)	12-11-0 (.522)	—	—	—	—
Fri.	2-0-0 (1.000)	3-4-0 (.429)	5-4-0 (.556)	—	—	—	—
Sat.	6-4-0 (.600)	8-15-1 (.354)	14-19-1 (.426)	7-2 (.778)	0-3 (.000)	—	7-5 (.583)
Sun.	245-134-6 (.644)	162-198-2 (.450)	407-332-8 (.550)	10-3 (.769)	3-6 (.333)	3-5 (.375)	16-14 (.533)
Mon.	24-12-1 (.662)	8-26-0 (.235)	32-38-1 (.458)	—	—	—	—
TOTAL	282-154-7 (.646)	188-250-3 (.430)	470-404-10 (.538)	17-5 (.773)	3-9 (.250)	3-5 (.375)	23-19 (.548)

BRONCOS ALL-TIME RECORD BY THE MONTH

REGULAR SEASON				POSTSEASON			
	Home	Road	Total	Home	Road	Neutral	Total
Aug.	1-0-0 (1.000)	0-0-0 (.000)	1-0-0 (1.000)	—	—	—	—
Sept.	78-27-2 (.738)	39-50-1 (.439)	117-77-3 (.602)	—	—	—	—
Oct.	78-42-1 (.649)	52-60-1 (.465)	130-102-2 (.560)	—	—	—	—
Nov.	63-51-3 (.551)	62-55-1 (.530)	125-106-4 (.540)	—	—	—	—
Dec.	59-30-1 (.661)	35-82-0 (.299)	94-112-1 (.457)	2-1 (.667)	0-4 (.000)	—	2-5 (.286)
Jan.	3-4-0 (.429)	0-3-0 (.000)	3-7-0 (.300)	15-4 (.789)	3-5 (.375)	2-4 (.333)	20-13 (.606)
Feb.	—	—	—	—	—	1-1 (.500)	1-1 (.500)
TOTAL	282-154-7 (.646)	188-250-3 (.430)	470-404-10 (.538)	17-5 (.773)	3-9 (.250)	3-5 (.375)	23-19 (.548)

BRONCOS ALL-TIME RECORD BY THE DECADE

REGULAR SEASON				POSTSEASON			
	Home	Road	Total	Home	Road	Neutral	Total
1960s	24-43-3 (.364)	15-54-1 (.221)	39-97-4 (.293)	—	—	—	—
1970s	43-25-4 (.625)	32-39-1 (.451)	75-64-5 (.538)	2-0 (1.000)	0-2 (.000)	0-1 (.000)	2-3 (.400)
1980s	58-19-0 (.753)	35-39-1 (.473)	93-58-1 (.615)	5-1 (.833)	1-1 (.500)	0-3 (.000)	6-5 (.545)
1990s	60-20-0 (.750)	34-46-0 (.425)	94-66-0 (.588)	4-1 (.800)	2-2 (.500)	2-0 (1.000)	8-3 (.727)
2000s	54-26-0 (.675)	39-41-0 (.488)	93-67-0 (.581)	1-1 (.500)	0-3 (.000)	0-0 (.000)	1-4 (.200)
2010s	43-21-0 (.672)	33-31-0 (.516)	76-52-0 (.594)	5-2 (.714)	0-1 (.000)	1-1 (.500)	6-4 (.600)
TOTAL	282-154-7 (.646)	188-250-3 (.430)	470-404-10 (.538)	17-5 (.773)	3-9 (.250)	3-5 (.375)	23-19 (.548)

BRONCOS ALL-TIME SEASON OPENERS

Overall record: 38-19-1 / Home: 29-7-1 / Road: 9-12

Year (Date)	W/L	Result	Year (Date)	W/L	Result
1960 (9/9)	W	Denver 13, @Boston 10	1988 (9/4)	L	Seattle 21, @Denver 14
1961 (9/10)	W	Denver 22, @Buffalo 10	1989 (9/10)	W	@Denver 34, Kansas City 20
1962 (9/7)	W	@Denver 30, San Diego 21	1990 (9/9)	L	@L.A. Raiders, 14, Denver 9
1963 (9/7)	L	Kansas City 59, @Denver 7	1991 (9/1)	W	@Denver 45, Cincinnati 14
1964 (9/12)	L	@N.Y. Jets 30, Denver 6	1992 (9/6)	W	@Denver 17, L.A. Raiders 13
1965 (9/11)	L	@San Diego 34, Denver 31	1993 (9/5)	W	Denver 26, @N.Y. Jets 20
1966 (9/3)	L	@Houston 45, Denver 7	1994 (9/4)	L	San Diego 37, @Denver 34
1967 (9/3)	W	@Denver 26, Boston 21	1995 (9/3)	W	@Denver 22, Buffalo 7
1968 (9/15)	L	@Cincinnati 24, Denver 10	1996 (9/1)	W	@Denver 31, N.Y. Jets 6
1969 (9/14)	W	@Denver 35, Boston 7	1997 (8/31)	W	@Denver 19, Kansas City 3
1970 (9/20)	W	Denver 25, @Buffalo 10	1998 (9/7)	W	@Denver 27, New England 21
1971 (9/19)	T	@Denver 10, Miami 10	1999 (9/13)	L	Miami 38, @Denver 21
1972 (9/17)	W	@Denver 30, Houston 17	2000 (9/4)	L	@St. Louis 41, Denver 36
1973 (9/16)	W	@Denver 28, Cincinnati 10	2001 (9/10)	W	@Denver 31, NYG 20
1974 (9/15)	L	L.A. Rams 17, @Denver 10	2002 (9/8)	W	@Denver 23, St. Louis 16
1975 (9/21)	L	@Denver 37, Kansas City 33	2003 (9/7)	W	Denver 30, @Cincinnati 10
1976 (9/12)	L	@Cincinnati 17, Denver 7	2004 (9/12)	W	@Denver 34, Kansas City 24
1977 (9/18)	W	@Denver 7, St. Louis 0	2005 (9/11)	L	@Miami 34, Denver 10
1978 (9/3)	W	@Denver 14, Oakland 6	2006 (9/10)	L	@St. Louis 18, Denver 10
1979 (9/2)	W	@Denver 10, Cincinnati 0	2007 (9/9)	W	Denver 15, @Buffalo 14
1980 (9/7)	L	@Philadelphia 27, Denver 6	2008 (9/8)	W	Denver 41, @Oakland 14
1981 (9/6)	W	@Denver 9, Oakland 7	2009 (9/13)	W	Denver 12, @Cincinnati 7
1982 (9/12)	L	San Diego 23, @Denver 3	2010 (9/12)	L	@Jacksonville 24, Denver 17
1983 (9/4)	W	Denver 14, @Pittsburgh 10	2011 (9/12)	W	Oakland 23, @Denver 20
1984 (9/2)	W	@Denver 20, Cincinnati 17	2012 (9/9)	W	@Denver 31, Pittsburgh 19
1985 (9/8)	L	@L.A. Rams 20, Denver 16	2013 (9/5)	W	@Denver 49, Baltimore 27
1986 (9/7)	W	@Denver 38, L.A. Raiders 36	2014 (9/7)	W	@Denver 31, Indianapolis 24
1987 (9/13)	W	@Denver 40, Seattle 17	2015 (9/13)	W	@Denver 19, Baltimore 13
			2016 (9/8)	W	@Denver 21, Carolina 20
			2017 (9/11)	W	@Denver 24, L.A. Chargers 21

YEAR-BY-YEAR FINAL RECORDS

Year	W	L	T	Div. Finish	Coach	Postseason (record)
1960	4	9	1	Fourth	Frank Filchock	
1961	3	11	0	Third	Frank Filchock	
1962	7	7	0	Second	Jack Faulkner	
1963	2	11	1	Fourth	Jack Faulkner	
1964	2	11	1	Fourth	Jack Faulkner (0-4) / Mac Speedie (2-7-1)	
1965	4	10	0	Fourth	Mac Speedie	
1966	4	10	0	Fourth	Mac Speedie (0-2) / Ray Malavasi (4-8)	
1967	3	11	0	Fourth	Lou Saban	
1968	5	9	0	Fourth	Lou Saban	
1969	5	8	1	Fourth	Lou Saban	
1970	5	8	1	Fourth	Lou Saban	
1971	4	9	1	Fourth	Lou Saban (2-6-1) / Jerry Smith (2-3)	
1972	5	9	0	Third	John Ralston	
1973	7	5	2	Second	John Ralston	
1974	7	6	1	Second	John Ralston	
1975	6	8	0	Second	John Ralston	
1976	9	5	0	Second	John Ralston	
1977	12	2	0	First	Red Miller	Super Bowl (2-1)
1978	10	6	0	First	Red Miller	Playoffs (0-1)
1979	10	6	0	Second	Red Miller	Playoffs (0-1)
1980	8	8	0	Fourth	Red Miller	
1981	10	6	0	Second	Dan Reeves	
1982	2	7	0	Fifth	Dan Reeves	
1983	9	7	0	Third	Dan Reeves	Playoffs (0-1)
1984	13	3	0	First	Dan Reeves	Playoffs (0-1)
1985	11	5	0	Second	Dan Reeves	
1986	11	5	0	First	Dan Reeves	Super Bowl (2-1)
1987	10	4	1	First	Dan Reeves	Super Bowl (2-1)
1988	8	8	0	Second	Dan Reeves	
1989	11	5	0	First	Dan Reeves	Super Bowl (2-1)
1990	5	11	0	Fifth	Dan Reeves	
1991	12	4	0	First	Dan Reeves	AFC Championship (1-1)
1992	8	8	0	Third	Dan Reeves	
1993	9	7	0	Third	Wade Phillips	Playoffs (0-1)
1994	7	9	0	Fourth	Wade Phillips	
1995	8	8	0	Fourth	Mike Shanahan	
1996	13	3	0	First	Mike Shanahan	Playoffs (0-1)
1997	12	4	0	Second	Mike Shanahan	Super Bowl Champion (4-0)
1998	14	2	0	First	Mike Shanahan	Super Bowl Champion (3-0)
1999	6	10	0	Fifth	Mike Shanahan	
2000	11	5	0	Second	Mike Shanahan	Playoffs (0-1)
2001	8	8	0	Third	Mike Shanahan	
2002	9	7	0	Second	Mike Shanahan	
2003	10	6	0	Second	Mike Shanahan	Playoffs (0-1)
2004	10	6	0	Second	Mike Shanahan	Playoffs (0-1)
2005	13	3	0	First	Mike Shanahan	AFC Championship (1-1)
2006	9	7	0	Third	Mike Shanahan	
2007	7	9	0	Second	Mike Shanahan	
2008	8	8	0	Second	Mike Shanahan	
2009	8	8	0	Second	Josh McDaniels	
2010	4	12	0	Fourth	Josh McDaniels (3-9) / Eric Studesville (1-3)	
2011	8	8	0	First	John Fox	Playoffs (1-1)
2012	13	3	0	First	John Fox	Playoffs (0-1)
2013	13	3	0	First	John Fox	Super Bowl (2-1)
2014	12	4	0	First	John Fox	Playoffs (0-1)
2015	12	4	0	First	Gary Kubiak	Super Bowl Champion (3-0)
2016	9	7	0	Third	Gary Kubiak	
2017	5	11	0	Fourth	Vance Joseph	
Total	470	404	10	(.538)		(Total Playoff Record: 23-19)

3 World Championships: (1997-98, 2015)

8 Super Bowl Appearances: (1977, '86-87, '89, '97-98, 2013, '15)

10 AFC Championship Games: (1977, '86-87, '89, '91, '97-98, '05, '13, '15)

15 Division Titles: (1977-78, '84, '86-87, '89, '91, '96, '98, '05, '11-15)

22 Playoff Appearances: (1977-79, '83-84, '86-87, '89, '91, '93, '96-98, '00, '03-05, '11-15)

29 Winning Seasons: (1973-74, '76-79, '81, '83-87, '89, '91, '93, '96-98, '00, '02-06, '12-16)

YEAR-BY-YEAR FINAL STATISTICS



2017 FINAL STATISTICS (5-11)

Head Coach: Vance Joseph AFC West: 4th Home Stadium: Sports Authority Field at Mile High

Date	W-L	Score	Opponent	Attendance	RUSHING	No.	Yds.	Avg.	Long	TD
Sep 11	W	24-21	Los Angeles Chargers	76,324	C. Anderson	245	1,007	4.1	40	3
Sep 17	W	42-17	Dallas Cowboys	76,919	Booker	79	299	3.8	26	1
Sep 24	L	26-16	at Buffalo Bills	68,865	Charles	69	296	4.3	19	1
Oct 1	W	16-10	Oakland Raiders	76,909	Siemian	31	127	4.1	15	1
Oct 15	L	23-10	New York Giants	76,721	Osweller	14	64	4.6	18	1
Oct 22	L	21-0	at Los Angeles Chargers	25,388	Lynch	5	30	6.0	11	0
Oct 30	L	29-19	at Kansas City Chiefs	76,573	D. Henderson	7	13	1.9	5	0
Nov 5	L	51-23	at Philadelphia Eagles	69,596	Janovich	6	12	2.0	4	1
Nov 12	L	41-16	New England Patriots	76,820	McKenzie	1	4	4.0	4	0
Nov 19	L	20-17	Cincinnati Bengals	75,707	BRONCOS	457	1,852	4.1	40	8
Nov 26	L	21-14	at Oakland Raiders	54,994	OPPONENTS	428	1,430	3.3	47	9
Dec 3	L	35-9	at Miami Dolphins	65,092						
Dec 10	W	23-0	New York Jets	75,518	RECEIVING	No.	Yds.	Avg.	Long	TD
Dec 14	W	25-13	Indianapolis Colts	63,411	Thomas	83	949	11.4	40	5
Dec 24	L	27-11	at Washington Redskins	72,889	Sanders	47	555	11.8	38	2
Dec 31	L	27-24	Kansas City Chiefs	75,928	Booker	30	275	9.2	29	0

TEAM STATISTICS	Den	Opp
TOTAL FIRST DOWNS	297	266
Rushing	92	68
Passing	180	166
Penalty	25	32
3RD DOWN: MADE/ATT	94/241	66/209
3rd Down Pct.	39.0%	31.6%
4TH DOWN: MADE/ATT	7/20	7/21
4th Down Pct.	35.0%	33.3%
POSSESSION AVG.	31:28	28:32
TOTAL NET YARDS	5,185	4,640
Avg. Per Game	324.1	290.0
Total Plays	1,075	952
AVG. PER PLAY	4.8	4.9
NET YARDS RUSHING	1,852	1,430
Avg. Per Game	115.8	89.4
Total Rushes	457	428
NET YARDS PASSING	3,333	3,210
Avg. Per Game	208.3	200.6
Sacked/Yards Lost	52/335	33/175
Gross Yards	3,668	3,385
Att./Completions	566/332	491/294
Completion Pct.	58.7%	59.9%
Had Intercepted	22	10
PUNTS/AVERAGE	76/44.2	88/46.4
NET PUNTING AVG.	76/40.0	88/41.2
PENALTIES/YARDS	113/885	89/821
FUMBLES/BALL LOST	26/12	13/7
TOUCHDOWNS	31	44
Rushing	8	9
Passing	19	29
Returns	4	6

INTERCEPTIONS	No.	Yds.	Avg.	Long	TD
Stewart	3	33	11.0	24	0
Simmons	2	65	32.5	65t	1
C. Harris Jr.	2	36	18.0	23	0
Talib	1	103	103.0	103t	1
Roby	1	0	0.0	0	0
Parks	1	0	0.0	0	0
BRONCOS	10	237	23.7	103t	2
OPPONENT	22	443	20.1	101	2

PUNTING	No.	Yds.	Avg.	Net	TB	In20	Long	B
Dixon	73	3,331	45.6	40.2	3	23	60	2
McManus	1	26	26.0	26.0	0	1	26	0
TOTAL	76	3,357	44.2	40.0	3	24	60	2
OPPONENT	88	4,080	46.4	41.2	5	32	77	1

PUNT RETURNS	No.	FC	Yds.	Avg.	Long	TD
McKenzie	21	7	183	8.7	44	0
Taylor	11	14	103	9.4	24	0
Sharp	5	1	55	11.0	16	0
Sanders	2	0	-2	-1.0	3	0
Fowler III	1	0	6	6.0	6	0
Langley	1	0	6	6.0	6	0
BRONCOS	41	22	351	8.6	44	0
OPPONENT	30	23	258	8.6	65t	1

KICKOFF RETURNS	No.	Yds.	Avg.	Long	TD
Booker	14	276	19.7	28	0
Latimer	8	190	23.8	36	0
Langley	6	183	30.5	61	0
McKenzie	3	50	16.7	21	0
D. Henderson	2	59	29.5	32	0
Janovich	1	10	10.0	10	0
BRONCOS	34	768	22.6	61	0
OPPONENT	22	497	22.6	103t	1

FIELD GOALS	1-19	20-29	30-39	40-49	50+
McManus	0/0	6/8	11/12	4/6	3/6
BRONCOS	0/0	6/8	11/12	4/6	3/6
OPPONENTS	0/0	8/8	5/6	6/8	5/5

MCMANUS: (20G,50N)(49N)(38G,35G,28G)(28G,36G,46G,29N)(35N,28G,53B)(1)(27G,34G)(52G,53G,24G)(39G,33G,36G)(61B,45G)(1)(31G)(31G,29N,53G,40G)(40N,40G)(31G)(36G)
OPPONENTS: (44B)(56G)(49G,55G,53G,27G)(38G)(25G,51G,49B,40G)(1)(25G,32G,43G,51G,42G)(45G)(25G,28G)(1)(35N)(37G)(1)(45G,39G)(26G,29G)(20G,30G)

SACKS: Miller 10.0, S. Harris 5.5, Barrett 4.0, Marshall 3.0, Gotsis 2.0, Wolfe 2.0, Davis 1.0, D. Peko 1.0, Ray 1.0, Roby 1.0, Simmons 1.0, Walker 1.0, Kerr 0.5. **BRONCOS: 33.0, OPPONENTS: 52.0**
FUM/LOST: McKenzie 6/2, Siemian 5/2, Booker 2/1, Charles 2/2, Lynch 2/1, Osweller 2/1, C. Anderson 1/1, Derby 1/1, Fowler 1/0, Latimer 1/0, Paradis 1/0, Taylor 1/0, Thomas 1/1.

PASSING	Att.	Comp.	Yds.	Comp. %	Yds/Att.	TD	TD %	Int	Int %	Long	Sack/Lost	Rating
Siemian	349	206	2,285	59.0%	6.6	12	3.4%	14	4.0%	44	33/220	73.3
Osweller	172	96	1,088	55.8%	6.3	5	2.9%	5	2.9%	54t	10/64	72.5
Lynch	45	30	295	66.7%	6.6	2	4.4%	3	6.7%	30	9/51	72.0
TOTAL	566	332	3,668	58.7%	6.5	19	3.4%	22	3.9%	54t	52/335	73.0
OPPONENT	491	294	3,385	59.9%	6.9	29	5.9%	10	2.0%	64t	33/175	91.9

2017 DEFENSIVE STATS

(based on unofficial press box statistics)

	UT	AT	A	S-YDS	I-YDS	PD	FF	FR
1 Marshall	106	75	31	3-10	0-0	4	1	1
2 Davis	82	48	34	1-2	0-0	0	0	0
3 Stewart	63	52	11	0-0	3-33	5	0	0
Simmons	63	46	17	1-6	2-65	5	0	0
5 Miller	57	51	6	10-64.5	0-0	3	2	1
6 Parks	47	32	15	0-0	1-0	4	0	0
7 Roby	42	35	7	0-0	17	1	1	1
8 Gotsis	41	28	13	2-4	0-0	4	0	1
9 C. Harris Jr.	40	32	8	0-0	2-36	7	1	0
10 D. Peko Sr.	38	24	14	1-5	0-0	0	0	1
11 Barrett	36	30	6	4-19	0-0	0	2	1
12 S. Harris	34	22	12	5.5-33	0-0	3	0	0
13 Talib	31	23	8	0-0	1-03	7	1	0
Wolfe	31	18	13	2-13	0-0	0	0	0
15 Z. Anderson	20	15	5	0-0	0-0	0	0	1
16 Kerr	19	10	9	0.5-3.5	0-0	1	0	0
17 Ray	16	10	6	1-8	0-0	0	0	0
18 Carter	8	6	2	0-0	0-0	1	0	0
Walker	7	7	0	1-7	0-0	0	0	0
Dy, Thomas	7	3	4	0-0	0-0	0	0	0
21 Kyle Peko	6	4	2	0-0	0-0	0	0	0
Mount	4	4	0	0-0	0-0	0	0	0
23 Rios	4	4	0	0-0	0-0	1	0	0
Nelson	4	2	2	0-0	0-0	0	0	0
25 Langley	2	2	0	0-0	0-0	0	0	0
26 Taylor	1	1	0	0-0	0-0	0	0	0
García-Williams	1	1	0	0-0	0-0	0	0	0
Jarrett	1	0	1	0-0	0-0	0	0	0
Edelbl	1	0	1	0-0	0-0	0	0	0
TOTALS	814	586	228	33-175	10-237	62	8	7

2017 GAMES STARTED

OFFENSE

QB Lynch, Paxton	2
QB Osweiler, Brock	4
QB Siemian, Trevor	10
RB Anderson, C.J.	16
RB Janovich, Andy	4
WR Fowler, Bennie	4
WR Sanders, Emmanuel	11
WR Taylor, Jordan	2
WR Thomas, Demaryius	16
TE Derby, A.J.	1
TE Green, Virgil	1
TE Heuerman, Jeff	6
TE Traylor, Austin	3
C Paradis, Matt	16
T Barbre, Allen	16
T Bolles, Garrett	16
T Kouandjio, Cyrus	1
T Stephenson, Donald	4
T Watson, Menelik	7
G Garcia, Max	16
G Leary, Ron	1
G McGovern, Connor	5

DEFENSE

DE Harris, Shelby	5
DE Kerr, Zach	1
DE Gotsis, Adam	13
DE Wolfe, Derek	11
NT Harris, Shelby	5
NT Peko Sr., Domata	4
SLB Barrett, Shaquil	9
SLB Ray, Shane	7
WLB Miller, Von	16
ILB Anderson, Zaire	2
ILB Davis, Todd	14
ILB Marshall, Brandon	16
CB Harris Jr., Chris	3
CB Roby, Bradley	4
CB Talib, Aqib	15
S Parks, Will	15
S Simmons, Justin	3
S Stewart, Darian	15

2017 COACHES

Vance Joseph (Head Coach), **Mike McCoy** (Offensive Coordinator), **Brock Olivo** (Special Teams Coordinator), **Joe Woods** (Defensive Coordinator), **Eric Studesville** (Asst. Head Coach/Running Backs), **Chris Beake** (Defensive Asst./Defensive Line), **Geep Chryst** (Tight Ends), **Jeff Davidson** (Offensive Line), **Mike Eubanks** (Asst. Strength), **Chris Gould** (Asst. Special Teams), **Reggie Herring** (Linebackers), **Bill Kollar** (Defensive Line), **Klint Kubiak** (Offensive Asst./DBs), **Anthony Lombardo** (Asst. Strength), **Johnnie Lynn** (Asst. Defensive Backs), **Bill Musgrave** (Quarterbacks), **Fred Pagac** (Outside Linebackers), **Luke Richesson** (Strength & Conditioning), **Marcus Robertson** (Defensive Backs), **Cedric Smith** (Asst. Strength), **Chris Strausser** (Asst. Offensive Line), **Tyke Tolbert** (Wide Receivers).

2017 LEADERS / RANKINGS

INDIVIDUAL	PLAYER	NO.	AFC RANK	NFL RANK	NFL LEADER	NO.
Points	McManus	39	9	20	Zuerlein (LAR)	158
Rushing Yards	C. Anderson	1,007	6	9	Hunt (KC)	4,577
Passing Yards	Siemian	2,285	15	27	Brady (NE)	4,577
Passer Rating	Siemian	73.3	14	29	Smith (KC)	104.7
Receiving Yards	Thomas	949	11	20	Brown (PIT)	1,533
Receptions	Thomas	83	T-6	T-11	Landry (MIA)	112
Interceptions	Stewart	3	T-17	T-26	Two players	8
Sacks	Miller	10.0	9	18	Jones (ARI)	17.0

OFFENSE	NO.	AFC RANK	NFL RANK	NFL LEADER	NO.
Points Per Game	18.1	13	27	L.A. Rams	29.9
Total Yards Per Game	24.1	T-6	T-17	New England	394.2
Yards Per Play	4.82	13	28	New Orleans	6.26
Rushing Yards Per Game	115.8	6	12	Jacksonville	141.4
Net Passing Yards Per Game	208.3	8	20	L.A. Chargers	276.9

DEFENSE	NO.	AFC RANK	NFL RANK	NFL LEADER	NO.
Points Per Game	23.9	T-11	T-22	Minnesota	15.8
Total Yards Per Game	280.0	2	3	Minnesota	275.9
Yards Per Play	4.87	2	3	Jacksonville	4.61
Rushing Yards Per Game	89.4	2	5	Philadelphia	79.2
Net Passing Yards Per Game	200.6	3	4	Jacksonville	169.9

2017 KEY AWARDS

Pro Bowl (2): OLB Von Miller, CB Aqib Talib. **AP All-Pro** (1): OLB Von Miller (second team). **Defensive Pro Bowl MVP**: OLB Von Miller.

2017 NFL STANDINGS

AFC EAST

Team	W	L	T	Pct	PF	PA
*y-New England	13	3	0	.813	458	296
x-Buffalo	9	7	0	.563	302	359
Miami	6	10	0	.375	281	393
N.Y.Jets	5	11	0	.313	298	382

AFC NORTH

Team	W	L	T	Pct	PF	PA
y-Pittsburgh	13	3	0	.813	406	308
Baltimore	9	7	0	.563	395	303
Cincinnati	7	9	0	.438	290	349
Cleveland	0	16	0	.000	234	410

AFC SOUTH

Team	W	L	T	Pct	PF	PA
y-Jacksonville	10	6	0	.625	417	268
x-Tennessee	9	7	0	.563	334	356
Indianapolis	4	12	0	.250	263	404
Houston	4	12	0	.250	338	436

AFC WEST

Team	W	L	T	Pct	PF	PA
y-Kansas City	10	6	0	.625	415	339
L.A. Chargers	9	7	0	.563	355	272
Oakland	6	10	0	.375	301	373
Denver	5	11	0	.313	289	382

NFC EAST

Team	W	L	T	Pct	PF	PA
*y-Philadelphia	13	3	0	.813	457	295
Dallas	9	7	0	.563	354	332
Washington	7	9	0	.438	342	388
N.Y. Giants	3	13	0	.188	246	388

NFC NORTH

Team	W	L	T	Pct	PF	PA
y-Minnesota	13	3	0	.813	382	252
Detroit	9	7	0	.563	410	376
Green Bay	7	9	0	.438	320	384
Chicago Bears	5	11	0	.313	264	320

NFC SOUTH

Team	W	L	T	Pct	PF	PA
y-New Orleans	11	5	0	.688	448	326
x-Carolina	11	5	0	.688	363	327
x-Atlanta	10	6	0	.625	363	315
Tampa Bay	5	11	0	.313	335	382

NFC WEST

Team	W	L	T	Pct	PF	PA
y-L.A. Rams	11	5	0	.688	478	329
Seattle	9	7	0	.563	366	332
Arizona	8	8	0	.500	295	361
San Francisco	6	10	0	.375	331	383

x - Playoffs; y - Division Title; z - First-round Bye; * - Home-field Advantage

WILD CARD PLAYOFF GAMES

1/6 - Tennessee 22, t Kansas City 21
1/6 - Atlanta 26, at L.A. Rams 13
1/7 - at Jacksonville 10, Buffalo 3
1/7 - at New Orleans 31, Carolina 26

DIVISIONAL PLAYOFF GAMES

1/13 - at Philadelphia 15, Atlanta 10
1/13 - at New England 35, Tennessee 14
1/14 - Jacksonville 45, at Pittsburgh 42
1/14 - at Minnesota 29, New Orleans 24

CONFERENCE CHAMPIONSHIPS

1/21 - at New England 24, Jacksonville 20
1/22 - at Philadelphia 38, Minnesota 7

SUPER BOWL LII (MINNEAPOLIS)

2/4 - Philadelphia 41, New England 33

2016 FINAL STATISTICS (9-7)

Head Coach: Gary Kubiak AFC West: 3rd Home Stadium: Sports Authority Field at Mile High

Date	W-L	Score	Opponent	Attendance	RUSHING	No.	Yds.	Avg.	Long	TD
Sep 8	W	21-20	Carolina	76,843	Booker	174	612	3.5	18	4
Sep 18	W	34-20	Indianapolis	76,379	Anderson	110	437	4.0	28	4
Sep 25	W	29-17	at Cincinnati	63,850	Forsett	43	155	3.6	64	1
Oct 2	W	27-7	at Tampa Bay	60,735	Bibbs	29	129	4.5	24	0
Oct 9	L	16-23	Atlanta	76,802	Siemian	28	57	2.0	14	0
Oct 13	L	13-21	at San Diego	58,904	Janovich	4	33	8.3	28t	1
Oct 24	W	27-9	Houston	76,865	Thompson	8	26	3.3	14	1
Oct 30	W	27-19	San Diego	76,756	Lynch	11	25	2.3	10	0
Nov 6	L	20-30	at Oakland	54,957	McManus	1	6	6.0	6	0
Nov 13	W	25-23	at New Orleans	73,138	Sanders	1	4	4.0	4	0
Nov 27	L	27-30 (OT)	Kansas City	76,819	Norwood	1	0	0.0	0	0
Dec 4	W	20-10	at Jacksonville	63,075	BRONCOS	410	1,484	3.6	64	11
Dec 11	L	10-13	at Tennessee	68,780	OPPONENTS	482	2,085	4.3	70T	15
Dec 18	L	3-16	New England	76,893						
Dec 25	L	10-33	at Kansas City	76,671						
Jan 1	W	24-6	Oakland	76,836						

TEAM STATISTICS		Den	Opp
TOTAL FIRST DOWNS		272	295
Rushing		71	99
Passing		173	162
Penalty		28	34
3RD DOWN: MADE/ATT		70/204	84/225
3rd Down Pct.		34.3%	37.3%
4TH DOWN: MADE/ATT		8/14	6/15
4th Down Pct.		57.1%	40%
POSSESSION AVG.		28:10	31:50
TOTAL NET YARDS		4,820	4,836
Avg. Per Game		321.3	322.4
Total Plays		953	1,026
AVG. PER PLAY		5.1	4.7
NET YARDS RUSHING		1,341	2,028
Avg. Per Game		89.4	135.2
Total Rushes		370	466
NET YARDS PASSING		3,479	2,808
Avg. Per Game		40/229	187.2
Sacked/Yards Lost		40/229	40/221
Gross Yards		3,708	3,029
Att./Completions		543/322	520/266
Completion Pct.		59.3%	55%
Had Intercepted		10	13
PUNTS/AVERAGE		84/45.8	81/48.1
NET PUNTING AVG.		84/41.3	81/42.4
PENALTIES/YARDS		114/942	97/865
FUMBLES/BALL LOST		23/14	20/11
TOUCHDOWNS		32	29
Rushing		10	15
Passing		18	12
Returns		4	2

SCORE BY PERIODS		1	2	3	4	OT	PTS
BRONCOS		31	96	34	143	3	309
OPPONENTS		94	65	56	70	0	291

SCORING	TD	Ru	Pa	Ret	PAT	FG	2pt	PTS
McManus	0	0	0	0	32/33	29/34	0	119
Thomas	5	0	5	0	0/0	0/0	1	32
Sanders	5	0	5	0	0/0	0/0	0	30
Booker	5	4	1	0	0/0	0/0	0	30
C. Anderson	5	4	1	0	0/0	0/0	0	30
Fowler	2	0	2	0	0/0	0/0	0	12
Roby	2	0	0	2	0/0	0/0	0	12
JTaylor	2	0	2	0	0/0	0/0	0	12
Ray	1	0	0	1	0/0	0/0	0	6
Janovich	1	1	0	0	0/0	0/0	0	6
Green	1	0	1	0	0/0	0/0	0	6
Thompson	1	1	0	0	0/0	0/0	0	6
Bibbs	1	0	1	0	0/0	0/0	0	6
Talib	1	0	0	1	0/0	0/0	0	6
Forsett	1	1	0	0	0/0	0/0	0	6
Norwood	1	0	1	0	0/0	0/0	0	6
Phillips	1	0	1	0	0/0	0/0	0	6
Parks	0	0	0	0	0/0	0/0	1	2
BRONCOS	35	11	20	4	32/33	29/34	0	333
OPPONENTS	30	15	13	2	24/27	29/33	1	297

2-PT. CONVERSIONS: BRONCOS 1-2, OPPONENTS 1-3
DEFENSIVE CONVERSIONS: BRONCOS 1, OPPONENTS 0

SACKS: Miller 13.5, Ray 8.0, Wolfe 5.5, Ware 4.0, Crick 3.0, Barrett 1.5, Simmons 1.0, Ward 1.0, Watson 1.0, Williams 1.0, Roby 1.0, Davis 0.5
BRONCOS: 42.0, OPPONENTS: 40.0
FUM/Lost: Norwood 5/3, Booker 4/3, Siemian 4/2, Lynch 2/0, Raymond 2/1, Forsett 2/1, Thomas 2/2, Sanders 1/0, Taylor 1/1, Derby 1/1

RECEIVING		No.	Yds.	Avg.	Long	TD
Thomas		90	1,083	12.0	55t	5
Sanders		79	1,032	13.1	64	5
Booker		31	265	8.5	43t	1
Green		22	237	10.8	31	1
Norwood		21	232	11.0	36t	1
Taylor		16	209	13.1	35	2
Derby		16	160	10.0	17	0
Anderson		16	128	8.0	25t	1
Fowler		11	145	13.2	76t	2
Heurman		9	141	15.7	31	0
Latimer		8	76	9.5	16	0
Forsett		7	34	4.9	11	0
Janovich		5	44	8.8	13	0
Phillips		5	40	8.0	16	1
Bibbs		2	75	37.5	69t	1
Krieger-Coble		1	13	13.0	13	0
TOTAL		339	3,914	11.5	76T	20
OPPONENT		306	3,200	10.5	80T	13

INTERCEPTIONS		No.	Yds.	Avg.	Long	TD
Talib		3	86	28.7	46t	1
Stewart		3	36	12.0	25	0
Roby		2	102	51.0	51t	2
Simmons		2	83	41.5	45	0
Harris, Jr.		2	36	18.0	36	0
Ward		1	23	23.0	23	0
Parks		1	1	1.0	1	0
BRONCOS		14	367	26.2	51T	3
OPPONENT		11	158	14.4	46	1

PUNTING		No.	Yds.	Avg.	Net	TB	In20	Long	B
Dixon		89	4,068	45.7	41.3	6	28	68	0
TOTAL		89	4,068	45.7	41.3	6	28	68	0
OPPONENT		89	4,352	48.9	42.7	12	42	76	0

PUNT RETURNS		No.	FC	Yds.	Avg.	Long	TD
Norwood		25	15	204	8.2	17	0
Raymond		11	9	111	10.1	25	0
Talib		1	0	1	1	1	0
Keo		0	1	0	—	0	0
Taylor		0	1	0	—	0	0
BRONCOS		37	26	316	8.5	25	0
OPPONENT		40	25	271	6.8	17	0

KICKOFF RETURNS		No.	Yds.	Avg.	Long	TD
Latimer		8	200	25	46	0
Raymond		6	137	22.8	40	0
Bibbs		4	79	19.8	26	0
Norwood		3	65	21.7	27	0
BRONCOS		21	481	22.9	46	0
OPPONENT		26	526	20.2	86T	1

FIELD GOALS		1-19	20-29	30-39	40-49	50+
McManus		0/0	9/9	10/10	7/9	3/6
BRONCOS		0/0	9/9	10/10	7/9	3/6
OPPONENTS		0/0	7/7	11/12	9/11	2/3

MCMANUS: (), (54N, 23G, 43G, 33G, 35G), (20G), (38G, 24G), (35G, 46G, 45G), (29G, 56N, 46G), (22G, 32G), (28G, 22G), (55G, 44G), (50G, 42N, 28G, 37G), (33G, 44G, 62N), (32G, 41G), (34G), (33G), (52G), (22G, 48N)
OPPONENTS: (44G, 36G, 50N), (48G, 52G), (34G), (), (46G, 33G, 25G), (37G, 21G, 31G, 32G), (43G, 43G, 29G), (45N), (24G, 29G, 48N, 35G), (30G), (37G, 34G), (47G), (53G, 41G), (45G, 40G, 21G), (39N, 27G, 39G), ()

PASSING	Att.	Comp.	Yds.	Comp. %	Yds/Att.	TD	TD %	Int	Int %	Long	Sack/Lost	Rating
Siemian	486	289	3401	59.5%	7.0	18	3.7%	10	2.1%	76t	31/187	84.6
Lynch	83	49	497	59.0%	6.0	2	2.4%	1	1.2%	31	9/42	79.2
Dixon	1	1	16	100.0%	16.0	0	0.0%	0	0.0%	16	0/0	118.8
TOTAL	570	339	3,914	59.5%	6.9	20	3.5%	11	1.9%	76t	40/229	83.9
OPPONENT	552	306	3,200	55.4%	5.8	13	2.4%	14	2.5%	80t	42/228	69.7

2016 DEFENSIVE STATS

(based on unofficial press box statistics)

	UT	TT	A	S-YDS	I-YDS	PD	FF	FR
1 Davis	97	64	33	0.5-2.5	0-0	3	1	1
2 Ward	87	69	18	1-8	1-23	8	3	2
3 Miller	78	62	16	13.5-65	0-0	3	3	0
4 Stewart	68	55	13	0-0	3-36	6	1	1
5 Harris Jr.	63	57	6	0-0	2-36	11	1	1
6 Nelson	61	40	21	0-0	0-0	5	1	0
7 Crick	53	32	21	3-1-9	0-0	0	2	0
8 Marshall	52	39	13	0-0	0-0	3	0	0
9 Wolfe	51	38	13	5.5-32	0-0	4	0	0
10 Ray	48	33	15	8-43.5	0-0	0	1	2
11 Talib	43	32	11	0-0	3-86	12	0	0
12 Roby	39	34	5	1-0	2-102	8	1	0
13 Barrett	31	20	11	1.5-14.5	0-0	2	1	0
14 Williams	29	20	9	1-7	0-0	1	0	0
15 Simmons	24	20	4	1-9	2-83	4	0	0
16 Winn	19	8	11	0-0	0-0	0	0	1
17 Parks	17	12	5	0-0	1-1	3	0	0
18 Ware	15	9	6	4-22	0-0	1	0	0
19 Gotsis	14	5	9	0-0	0-0	1	0	1
20 Z. Anderson	7	4	3	0-0	0-0	0	0	0
21 Watson	6	5	1	1-7	0-0	0	1	0
22 Klige	4	4	0	0-0	0-0	0	0	0
23 Doss	4	4	0	0-0	0-0	2	0	0
Webster	4	3	1	0-0	0-0	1	0	0
25 Peko	2	2	0	0-0	0-0	0	0	0
26 Keo	1	1	0	0-0	0-0	0	0	0
27 Nixon	0	1	0	0-0	0-0	0	0	0
28 TEAM	0	1	0	1-0	0-0	0	0	0
TOTALS	919	671	248	42-228	14-357	94	15	10

2016 GAMES STARTED

OFFENSE		DEFENSE	
QB Siemian, Trevor	14	DE Crick, Jared	15
QB Lynch, Paxton	2	DE Wolfe, Derek	14
RB Anderson, C.J.	7	DE Winn, Billy	12
RB Booker, Devontae	6	NT Williams, Sylvester	16
RB Forsett, Justin	3	SLB Miller, Von	16
FB Janovich, Andy	5	WLB Ray, Shane	8
FB Thompson, Juwan	1	WLB Ware, DeMarcus	15
WR Latimer, Cody	1	ILB Anderson, Zaire	1
WR Norwood, Jordan	1	ILB Davis, Todd	8
WR Sanders, Emmanuel	15	ILB Marshall, Brandon	10
WR Thomas, Demaryius	16	ILB Nelson, Corey	6
TE Derby, A.J.	3	CB Harris Jr., Chris	15
TE Green, Virgil	11	CB Roby, Bradley	14
TE Heuerman, Jeff	2	CB Talib, Aqib	13
TE Phillips, John	3	S Simmons, Justin	3
C Paradis, Matt	16	S Stewart, Darian	16
T Okung, Russell	16	S Ward, T.J.	14
T Sambirallo, Ty	3		
T Stephenson, Donald	3		
G Garcia, Max	16		
G Schofield, Michael	16		

2016 COACHES

Gary Kubiak (Head Coach), **Joe DeCamillis** (Special Teams Coordinator), **Rick Dennison** (Offensive Coordinator), **Wade Phillips** (Defensive Coordinator), **Clancy Barone** (Offensive Line), **Chris Beake** (Defensive Asst.), **Samson Brown** (Asst. Secondary), **Tony Coaxum** (Asst. Special Teams), **Chris Cregg** (Asst. Offensive Line), **Mike Eubanks** (Asst. Strength), **Reggie Herring** (Linebackers), **Greg Knapp** (Quarterbacks/Passing Game Coord.), **Bill Kollar** (Defensive Line), **Klint Kubiak** (Offensive Asst./DBs), **Anthony Lomando** (Asst. Strength), **Dennis Love** (Asst. Strength), **Marc Lubick** (Asst. Wide Receivers), **Fred Pagac** (Outside Linebackers), **Brian Pariani** (Tight Ends), **Luke Richesson** (Strength & Conditioning), **Eric Studesville** (Running Backs), **Tyke Tolbert** (Wide Receivers), **Joe Woods** (Defensive Backs).

2016 LEADERS / RANKINGS

INDIVIDUAL	PLAYER	NO.	AFC RANK	NFL RANK	NFL LEADER	NO.
Points	McManus	119	8	18	Bryant (ATL)	158
Rushing Yards	Booker	612	16	26	Elliott (DAL)	1,631
Passing Yards	Siemian	3,401	11	24	Brees (NO)	4,858
Passer Rating	Siemian	84.6	12	23	Ryan (ATL)	117.1
Receiving Yards	Thomas	1,083	7	14	Hilton (IND)	1,448
Receptions	Thomas	90	5	12	Brown (PIT)	107
Interceptions	Two Players	3	T-11	T-21	Hayward (SD)	7
Sacks	Miller	13.5	1	2	Beasley (ATL)	15.5
OFFENSE		NO.	AFC RANK	NFL RANK	NFL LEADER	NO.
Points Per Game		20.8	11	22	Atlanta	33.8
Total Yards Per Game		323.1	14	26	New Orleans	426.0
Yards Per Play		5.07	14	26	Atlanta	6.69
Rushing Yards Per Game		92.8	15	27	Buffalo	164.4
Net Passing Yards Per Game		230.3	10	21	New Orleans	317.1
DEFENSE		NO.	AFC RANK	NFL RANK	NFL LEADER	NO.
Points Per Game		18.6	2	4	New England	15.6
Total Yards Per Game		316.1	2	4	Houston	301.3
Yards Per Play		4.70	1	1	Denver	4.70
Rushing Yards Per Game		130.3	13	28	Dallas	83.5
Net Passing Yards Per Game		185.8	1	1	Denver	185.8

2016 KEY AWARDS

Pro Bowl (6): CB Chris Harris Jr., OLB Von Miller, WR Emmanuel Sanders, S Darian Stewart, CB Aqib Talib, WR Demaryius Thomas. **AP All-Pro (3):** CB Chris Harris Jr. (first team), OLB Von Miller (first team), Aqib Talib (first team).

2016 NFL STANDINGS

AFC EAST	W	L	T	Pct	PF	PA
Team						
*y-z-New England	14	2	0	.875	441	250
x-Miami	10	6	0	.625	363	380
Buffalo	7	9	0	.438	399	378
New York Jets	5	11	0	.313	275	409

AFC NORTH	W	L	T	Pct	PF	PA
Team						
y-Pittsburgh	11	5	0	.688	399	327
Baltimore	8	8	0	.500	343	321
Cincinnati	6	9	1	.406	325	315
Cleveland	1	15	0	.063	264	452

AFC SOUTH	W	L	T	Pct	PF	PA
Team						
y-Houston	9	7	0	.563	279	328
Tennessee	9	7	0	.563	381	378
Indianapolis	8	8	0	.500	411	392
Jacksonville	3	13	0	.188	318	400

AFC WEST	W	L	T	Pct	PF	PA
Team						
y-Kansas City	12	4	0	.750	389	311
x-Oakland	12	4	0	.750	416	385
Denver	9	7	0	.563	333	297
San Diego	5	11	0	.313	410	423

NFC EAST	W	L	T	Pct	PF	PA
Team						
*y-z-Dallas	13	3	0	.813	421	306
New York Giants	11	5	0	.688	310	284
Washington	7	7	1	.531	396	383
Philadelphia	6	9	0	.438	367	331

NFC NORTH	W	L	T	Pct	PF	PA
Team						
y-Green Bay	10	6	0	.625	432	388
x-Detroit	9	7	0	.563	346	358
Minnesota	8	8	0	.500	327	307
Chicago	3	13	0	.188	279	399

NFC SOUTH	W	L	T	Pct	PF	PA
Team						
y-Atlanta	11	5	0	.688	540	406
Tampa Bay	9	7	0	.563	354	369
New Orleans	7	9	0	.438	469	454
Carolina	6	10	0	.375	369	402

NFC WEST	W	L	T	Pct	PF	PA
Team						
y-Seattle	10	5	1	.656	354	291
Arizona	7	8	1	.469	418	362
Los Angeles Rams	4	12	0	.250	224	394
San Francisco	2	14	0	.125	309	480

x - Playoffs; y - Division Title; z - First-round Bye; * - Home-field Advantage

WILD CARD PLAYOFF GAMES

1/7 - at Houston 27, Oakland 14
1/7 - at Seattle 26, Detroit 6
1/8 - at Pittsburgh 30, Miami 12
1/8 - at Green Bay 38, New York Giants 13

DIVISIONAL PLAYOFF GAMES

1/14 - at Atlanta 36, Seattle 20
1/14 - at New England 34, Houston 16
1/15 - Green Bay 34, at Dallas 31
1/15 - Pittsburgh 18, at Kansas City 16

CONFERENCE CHAMPIONSHIPS

1/22 - at Atlanta 44, Green Bay 21
1/22 - at New England 36, Pittsburgh 17

SUPER BOWL LI (Houston)

2/5 - New England 34, Atlanta 28

2015 FINAL STATISTICS (12-4)

Head Coach: Gary Kubiak AFC West: 1st Home Stadium: Sports Authority Field at Mile High

Date	W-L	Score	Opponent	Attendance	RUSHING	No.	Yds.	Avg.	Long	TD
Sept 13	W	19-13	Baltimore	76,798	Hillman	207	863	4.2	72t	7
Sept 17	W	31-24	at Kansas City	76,404	Anderson	152	720	4.7	48t	5
Sept 27	W	24-12	at Detroit	62,920	Osweiler	21	61	2.9	8	1
Oct 4	W	23-20	Minnesota	77,029	Thompson	18	48	2.7	12	0
Oct 11	W	16-10	at Oakland	54,500	Sanders	3	29	9.7	24	0
Oct 18	W	26-23	at Cleveland (OT)	67,431	Caldwell	1	3	3.0	3	0
Nov 1	W	29-10	Green Bay	77,075	Latimer	2	1	0.5	5	0
Nov 8	L	24-27	at Indianapolis	66,894	Siemian	1	-1	-1.0	-1	0
Nov 15	L	13-29	Kansas City	76,973	Manning	6	-6	-1.0	-1	0
Nov 22	W	17-15	at Chicago	62,483	BRONCOS	411	1718	4.2	72t	13
Nov 29	W	30-24	New England (OT)	76,970	OPPONENTS	408	1337	3.3	48t	10
Dec 6	W	17-3	at San Diego	68,631						
Dec 13	L	12-15	Oakland	76,824	RECEIVING	No.	Yds.	Avg.	Long	TD
Dec 20	L	27-34	at Pittsburgh	67,234	Thomas	105	1304	12.4	72t	6
Dec 28	W	20-17	Cincinnati (OT)	76,868	Sanders	76	1135	14.9	75t	6
Jan 3	W	27-20	San Diego	76,844	Daniels	46	517	11.2	37	3

TEAM STATISTICS	Den	Opp
TOTAL FIRST DOWNS	314	289
Rushing	85	81
Passing	201	162
Penalty	28	46
3RD DOWN: MADE/ATT	79/224	80/227
3rd Down Pct.	35.3%	35.2%
4TH DOWN: MADE/ATT	7/14	5/14
4th Down Pct.	50.0%	35.7%
POSSESSION AVG.	29:57	30:03
TOTAL NET YARDS	5688	4530
Avg. Per Game	355.5	283.1
Total Plays	1056	1033
Avg. Per Play	5.4	4.4
NET YARDS RUSHING	1718	1337
Avg. Per Game	107.4	83.6
Total Rushes	411	408
NET YARDS PASSING	3970	3193
Avg. Per Game	248.1	199.6
Sacked/Yards Lost	39/246	52/351
Gross Yards	4216	3544
Attempts/Completions	606/368	573/344
Completion Pct.	60.7%	60.0%
Had Intercepted	23	14
PUNTS/AVERAGE	85/43.6	92/46.5
NET PUNTING AVG.	39.5	42.1
PENALTIES/YARDS	115/1063	104/773
FUMBLES/BALL LOST	16/8	27/13
TOUCHDOWNS	38	32
Rushing	13	10
Passing	19	19
Returns	6	3

SCORE BY PERIODS	1	2	3	4	OT	PTS
BRONCOS	67	103	57	116	12	355
OPPONENTS	41	98	58	99	0	296

SCORING	TD	Ru	Pa	Ret	PAT	FG	S	PTS
McManus	0	0	0	0	35/36	30/35	0	125
Hillman	7	7	0	0	0/0	0/0	0	42
Sanders	7	0	6	0	0/0	0/0	0	36
Thomas	6	0	6	0	0/0	0/0	0	36
Anderson	5	5	0	0	0/0	0/0	0	30
Daniels	3	0	3	0	0/0	0/0	0	18
Talib	2	0	0	2	0/0	0/0	0	12
Caldwell	2	0	2	0	0/0	0/0	0	12
Trevathan	1	0	0	1	0/0	0/0	0	6
Osweiler	1	1	0	0	0/0	0/0	0	6
Green	1	0	1	0	0/0	0/0	0	6
Harris Jr.	1	0	0	1	0/0	0/0	0	6
Bolden	1	0	0	1	0/0	0/0	0	6
Latimer	1	0	1	0	0/0	0/0	0	6
Roby	1	0	0	1	0/0	0/0	0	6
Jackson	0	0	0	0	0/0	0/1	2	
BRONCOS	38	13	19	6	35/36	30/35	0	355
OPPONENTS	32	10	19	3	27/28	25/32	0	296

2-PT. CONVERSIONS: BRONCOS 0-1, OPPONENTS 0-4

SACKS: Miller 11.0, Ware 7.5, Barrett 5.5, Wolfe 5.5, Jackson 5.0, Ray 4.0, Williams 3.0, Smith 2.5, Ward 2.0, Walker 2.0, Marshall 1.5, Bruton 1.0, Nelson 1.0, McCray 0.5 **BRONCOS: 52.0, OPPONENTS: 39.0**

FUM/Lost: Osweiler 4/1, Hillman 3/1, Anderson 2/2, Sanders 2/2, Thomas 2/2, Bolden 1/0, Norwood 1/0, Manning 1/0

PASSING	Att.	Comp.	Yds.	Comp.%	Yds/Att.	TD	TD%	Int	Int%	Long	Sack/Lost	Rating
Manning	331	198	2249	59.8%	6.8	9	2.7%	17	5.1%	75t	16/95	67.9
Osweiler	275	170	1967	61.8%	7.2	10	3.6%	6	2.2%	72t	23/151	86.4
BRONCOS	606	368	4216	60.7%	7.0	19	3.1%	23	3.8%	75t	39/246	76.3
OPPONENTS	573	344	3544	60.0%	6.2	19	3.3%	14	2.4%	80t	52/351	78.8

RECEIVING	No.	Yds.	Avg.	Long	TD
Thomas	105	1304	12.4	72t	6
Sanders	76	1135	14.9	75t	6
Daniels	46	517	11.2	37	3
Anderson	25	183	7.3	27	0
Hillman	24	111	4.6	14	0
Norwood	22	207	9.4	34	0
Davis	20	201	10.1	23	0
Fowler	16	203	12.7	41	0
Green	12	173	14.4	32	1
Caldwell	10	72	7.2	24	2
Latimer	6	59	9.8	15	1
Thompson	6	51	8.5	16	0
BRONCOS	368	4216	11.5	75t	19
OPPONENTS	344	3544	10.3	80t	19

INTERCEPTIONS	No.	Yds.	Avg.	Long	TD
Talib	3	123	41.0	63t	2
Harris	2	94	47.0	74t	1
Trevathan	2	39	19.5	25t	1
Bruton	2	11	5.5	12	0
Keo	1	22	22.0	22	0
Roby	1	19	19.0	19	0
Bush	1	13	13.0	13	0
Stewart	1	0	0.0	0	0
Marshall	1	0	0.0	0	0
BRONCOS	14	321	22.9	74t	4
OPPONENTS	23	279	12.1	55t	3

PUNTING	No.	Yds.	Avg.	Net	TB	In20	Long	B
Colquitt	84	3663	43.6	39.7	4	22	62	0
McManus	1	41	41.0	21.0	1	0	41	0
BRONCOS	85	3704	43.6	39.5	5	22	62	0
OPPONENTS	92	4278	46.5	42.1	6	38	66	0

PUNT RETURNS	No.	FC	Yds.	Avg.	Long	TD
Sanders	17	20	103	6.1	14	0
Norwood	6	2	51	8.5	14	0
Bolden	5	3	123	24.6	83t	1
Keo	1	1	6	6.0	6	0
BRONCOS	29	26	283	9.8	83t	1
OPPONENTS	36	16	247	6.9	28	0

KICKOFF RETURNS	No.	Yds.	Avg.	Long	TD
Bolden	15	342	22.8	41	0
Caldwell	7	162	23.1	29	0
Norwood	2	29	14.5	15	0
Bibbs	1	15	15.0	15	0
Sanders	1	13	13.0	13	0
Thompson	1	0	0.0	0	0
Latimer	0	27	0	27	0
BRONCOS	27	588	21.8	41	0
OPPONENTS	25	508	20.3	32	0

FIELD GOALS	1-19	20-29	30-39	40-49	50+
McManus	0/0	12/12	8/8	5/8	5/7
BRONCOS	0/0	12/12	8/8	5/8	5/7
OPPONENTS	0/0	2/2	7/9	8/13	8/8

MCMANUS: (57G,56G,43G,33G)(54G)(48G)(33G,47G,39G)(25G,20G,52G)(29G,51N,25G,39G,34G)(50G,24G)(29G)(24G)(47N,21G)(23G,52N)(41G,35G,29G,20G,49N)(23G,45N,37G)(48G,35G)

OPPONENTS: (52G,44G)(35G)(38N,38G,33G)(38N,40N,50G)(26G)(56G)(43G,55G)(48G,49G,34G,33G,50G,48N)(46G,37G,37G)(47G)(48N,51G)(43N)(24G,41G)(45N,52G)(50G,42G)



2015 DEFENSIVE STATS

(based on unofficial press box statistics)

	TT	UT	A	S-YDS	I-YDS	PD	FF	FR
1 Trevathan	110	74	36	0-0	2-39	6	0	0
2 Marshall	101	76	25	1.5-10.5	1-0	4	2	0
3 Ward	61	50	11	2-18	0-0	6	2	0
4 Stewart	59	46	13	0-0	1-0	10	1	2
5 Harris Jr.	58	49	9	0-0	2-94	6	2	0
6 Wolfe	49	35	14	5.5-38.5	0-0	0	1	0
7 Talib	45	39	6	3-23	13	0	0	0
8 Jackson	45	34	11	5-32	0-0	7	0	2
9 Bruton Jr.	43	31	12	1-3	2-11	7	2	0
10 Barrett	41	28	13	5.5-39	0-0	4	3	1
11 Roby	40	34	6	0-0	1-19	10	1	1
12 Miller	35	30	5	11-78	0-0	1	4	3
13 Walker	33	23	10	2-16	0-0	0	0	0
14 Ware	25	17	8	7.5-37.5	0-0	0	1	1
15 Williams	24	17	7	3-10	0-0	0	0	0
16 Ray	20	15	5	4-28	0-0	1	0	0
17 Davis	14	11	3	0-0	0-0	0	0	0
18 Bush	13	13	0	0-0	1-13	1	1	0
19 McCray	13	7	6	0.5-2.5	0-0	0	0	0
20 Nelson	10	9	1	1-1	0-0	0	0	0
21 Smith	9	7	2	2.5-7	0-0	2	0	0
22 Kilgo	6	5	1	0-0	0-0	1	0	0
23 Keo	3	3	0	0-0	1-22	1	0	0
24 Webster	2	2	0	0-0	0-0	2	0	0
25 TEAM	2	2	0	0-0	0-0	0	0	0
26 Bolden	2	1	1	0-0	0-0	0	0	0
27 Anunike	2	0	1	0-0	0-0	0	0	0
TOTALS	864	658	206	52-351	14-321	83	19	10

2015 GAMES STARTED

OFFENSE		DEFENSE	
QB Manning, Peyton	9	DE Jackson, Malik	16
QB Osweiler, Brock	7	DE Walker, Vance	4
RB Anderson, C.J.	6	DE Wolfe, Derek	12
RB Hillman, Ronnie	10	NT Williams, Sylvester	15
FB Green, Virgil	1	SLB Miller, Von	16
FB Thompson, Juwan	1	WLB Barrett, Shaquil	6
WR Fowler, Bennie	1	WLB Ware, DeMarcus	10
WR Latimer, Cody	1	WLB Davis, Todd	2
WR Norwood, Jordan	5	ILB Marshall, Brandon	16
WR Sanders, Emmanuel	15	ILB Trevathan, Danny	16
WR Thomas, Demaryius	16	CB Harris Jr., Chris	15
TE Daniels, Owen	16	CB Roby, Bradley	15
TE Davis, Vernon	4	CB Talib, Aqib	3
TE Green, Virgil	4	S Bruton Jr., David	3
C Paradis, Matt	16	S Bush, Josh	1
T Harris, Ryan	16	S Stewart, Darian	13
T Sambrailo, Ty	3	S Ward, T.J.	12
T Schofield, Michael	13		
G Garcia, Max	5		
G Mathis, Evan	12		
G Vasquez, Louis	15		

2015 COACHES

Gary Kubiak (Head Coach), **Joe DeCamillis** (Special Teams Coordinator), **Rick Dennison** (Offensive Coordinator), **Wade Phillips** (Defensive Coordinator), **Clancy Barone** (Offensive Line), **Chris Beake** (Defensive Asst.), **Samson Brown** (Asst. Secondary), **Brian Callahan** (Offensive Asst./DBs), **Tony Coaxum** (Asst. Special Teams), **James Cregg** (Asst. Offensive Line), **Mike Eubanks** (Asst. Strength), **Reggie Herring** (Linebackers), **Greg Knapp** (Quarterbacks/Passing Game Coord.), **Bill Kollar** (Defensive Line), **Anthony Lomando** (Asst. Strength), **Dennis Love** (Asst. Strength), **Marc Lubick** (Asst. Wide Receivers), **Fred Pagac** (Outside Linebackers), **Brian Pariani** (Tight Ends), **Luke Richesson** (Strength & Conditioning), **Eric Studeville** (Running Backs), **Tyke Tolbert** (Wide Receivers), **Joe Woods** (Defensive Backs).

2015 LEADERS / RANKINGS

INDIVIDUAL	PLAYER	NO.	AFC RANK	NFL RANK	NFL LEADER	NO.
Points	McManus	125	4	10	Gostkowski (NE)	151
Rushing Yards	Hillman	863	7	141	Peterson (MIN)	1,485
Passing Yards	Manning	2,249	14	27	Brees (NO)	4,870
Passer Rating	Osweiler	86.4	14	25	Wilson (SEA)	110.1
Receiving Yards	Thomas	1,304	5	7	Jones (ATL)	1,871
Receptions	Thomas	105	5	7	Two players	136
Interceptions	Talib	3	151	241	Two players	8
Sacks	Miller	11.0	71	81	Watt (HOU)	17.5
OFFENSE		NO.	AFC RANK	NFL RANK	NFL LEADER	NO.
Points Per Game		22.2	9	19	Carolina	31.3
Total Yards Per Game		355.5	8	16	Arizona	408.3
Yards Per Play		5.4	10	19	Arizona	6.3
Rushing Yards Per Game		107.4	7	17	Buffalo	152.0
Net Passing Yards Per Game		241.8	7	14	New Orleans	310.6
DEFENSE		NO.	AFC RANK	NFL RANK	NFL LEADER	NO.
Points Per Game		18.5	3	4	Seattle	17.3
Total Yards Per Game		283.1	1	1	Denver	283.1
Yards Per Play		4.4	1	1	Denver	4.4
Rushing Yards Per Game		83.6	2	3	Seattle	81.5
Net Passing Yards Per Game		199.6	1	1	Denver	199.6

2015 KEY AWARDS

Pro Bowl (6): CB Chris Harris Jr., OLB Von Miller, CB Aqib Talib, WR Demaryius Thomas, S T.J. Ward, OLB DeMarcus Ware. **AP All-Pro (2):** CB Chris Harris Jr. (second team), OLB Von Miller (first team). **Super Bowl 50 MVP:** OLB Von Miller.

2015 NFL STANDINGS

AFC EAST

Team	W	L	T	Pct	PF	PA
yz- New England	12	4	0	.750	465	315
N.Y. Jets	10	6	0	.625	387	314
Buffalo	8	8	0	.500	379	359
Miami	6	10	0	.375	310	389

AFC NORTH

Team	W	L	T	Pct	PF	PA
y-Cincinnati	12	4	0	.750	419	279
x-Pittsburgh	10	6	0	.625	423	319
Baltimore	5	11	0	.313	328	401
Cleveland	3	13	0	.188	278	432

AFC SOUTH

Team	W	L	T	Pct	PF	PA
y-Houston	9	7	0	.563	339	313
Indianapolis	8	8	0	.500	333	408
Jacksonville	5	11	0	.313	376	448
Tennessee	3	13	0	.188	299	423

AFC WEST

Team	W	L	T	Pct	PF	PA
yz- Denver	12	4	0	.750	355	286
x- Kansas City	11	5	0	.688	405	287
Oakland	7	9	0	.438	359	399
San Diego	4	12	0	.250	320	398

NFC EAST

Team	W	L	T	Pct	PF	PA
y-Washington	9	7	0	.563	388	379
Philadelphia	7	9	0	.438	377	430
N.Y. Giants	6	10	0	.375	420	442
Dallas	4	12	0	.250	275	374

NFC NORTH

Team	W	L	T	Pct	PF	PA
y-Minnesota	11	5	0	.688	365	302
x-Green Bay	10	6	0	.625	368	323
Detroit	7	9	0	.438	358	400
Chicago	6	10	0	.375	335	397

NFC SOUTH

Team	W	L	T	Pct	PF	PA
yz- Carolina	15	1	0	.938	500	308
Atlanta	8	8	0	.500	339	345
New Orleans	7	9	0	.438	408	476
Tampa Bay	6	10	0	.375	342	417

NFC WEST

Team	W	L	T	Pct	PF	PA
yz- Arizona	13	3	0	.813	489	313
x- Seattle	10	6	0	.625	423	277
St. Louis	7	9	0	.438	280	330
San Francisco	5	11	0	.313	238	387

x - Playoffs; y - Division Title; z - First-round Bye; * - Home-field Advantage

WILD CARD PLAYOFF GAMES

1/9 - Kansas City 30, at Houston 0
 1/9 - Pittsburgh 18, at Cincinnati 16
 1/10 - Seattle 10, at Minnesota 9
 1/10 - Green Bay 35, at Washington 18

DIVISIONAL PLAYOFF GAMES

1/16 - at New England 27, Kansas City 20
 1/16 - at Arizona 26, Green Bay 20
 1/17 - at Carolina 31, Seattle 24
 1/17 - at Denver 23, Pittsburgh 16

CONFERENCE CHAMPIONSHIPS

1/24 - at Denver 20, New England 18
 1/24 - at Carolina 49, Arizona 15

SUPER BOWL 50 (SANTA CLARA, CALIF.)
 2/7 - Denver 24, Carolina 10

2014 FINAL STATISTICS (12-4)

Head Coach: John Fox AFC West: 1st Home Stadium: Sports Authority Field at Mile High

Date	W-L	Score	Opponent	Attendance	RUSHING	No.	Yds.	Avg.	Long	TD
Sept 7	W	13-24	Indianapolis	76,939	Anderson	179	849	4.7	27	8
Sept 14	W	24-17	Kansas City	76,900	Hillman	106	434	4.1	37	3
Sept 21	L	20-26	at Seattle	68,447	Thompson	54	272	5.0	47	3
Oct 5	W	41-20	Arizona	76,895	Ball	55	172	3.1	23	1
Oct 12	W	31-17	at New York Jets	78,160	Sanders	8	44	5.5	13	0
Oct 19	W	42-17	San Francisco	77,047	Stewart	6	22	3.7	16	0
Oct 23	W	35-21	San Diego	76,907	Bruton	1	13	13.0	13	0
Nov 2	L	21-43	at New England	68,756	Green	2	3	1.5	3	0
Nov 9	W	41-17	at Oakland	54,803	Osweller	8	0	0.0	4	0
Nov 16	L	7-22	at St. Louis	59,401	Manning	24	-24	-1.0	4	0
Nov 23	W	39-36	Miami	76,987	BRONCOS	443	1785	4.0	47	15
Nov 30	W	29-16	at Kansas City	76,894	OPPONENTS	349	1276	3.7	85T	9
Dec 7	W	24-17	Buffalo	76,913						
Dec 14	W	22-10	at San Diego	68,682						
Dec 22	L	28-37	at Cincinnati	66,107						
Dec 28	W	47-14	Oakland	76,929						

TEAM STATISTICS				Den	Opp
TOTAL FIRST DOWNS				360	311
Rushing				98	60
Passing				227	219
Penalty				35	32
3RD DOWN: MADE/ATT				94/213	81/222
3rd Down Pct.				44.1%	36.5%
4TH DOWN: MADE/ATT				6/13	10/17
4th Down Pct.				46.2%	58.8%
POSSESSION AVG.				30:35	29:25
TOTAL NET YARDS				6446	4883
Avg. Per Game				402.9	305.2
Total Plays				1067	1031
Avg. Per Play				6.0	4.7
NET YARDS RUSHING				1785	1276
Avg. Per Game				111.6	79.8
Total Rushes				443	349
NET YARDS PASSING				4661	3607
Avg. Per Game				291.3	225.4
Sacked/Yards Lost				17/118	41/252
Gross Yards				4779	3859
Att./Completions				607/399	641/399
Completion Pct.				65.7%	62.2%
Had Intercepted				15	18
PUNTS/AVERAGE				69/44.2	88/45.9
NET PUNTING AVG.				37.6	40.9
PENALTIES/YARDS				120/1045	103/816
FUMBLES/BALL LOST				16/5	21/7
TOUCHDOWNS				58	41
Rushing				15	9
Passing				40	29
Returns				3	3

SCORE BY PERIODS		1	2	3	4	OT	PTS
BRONCOS		91	151	131	109	0	482
OPPONENTS		56	126	57	109	6	354

SCORING		TD	Ru	Pa	Ret	PAT	FG	S	PTS
J.Thomas		12	0	12	0	0/0	0/0	0	72
McManus		0	0	0	0	41/41	9/13	0	68
D.Thomas		11	0	11	0	0/0	0/0	1	68
Barth		0	0	0	0	15/15	15/16	0	60
Anderson		10	8	2	0	0/0	0/0	0	60
Sanders		9	0	9	0	0/0	0/0	1	56
Hillman		4	3	1	0	0/0	0/0	0	24
Thompson		3	3	0	0	0/0	0/0	0	18
Welker		2	0	2	0	0/0	0/0	0	12
Talib		2	0	0	2	0/0	0/0	0	12
Tammie		2	0	2	0	0/0	0/0	0	12
T.Carter		1	0	0	1	0/0	0/0	0	6
Ball		1	1	0	0	0/0	0/0	0	6
Green		1	0	1	0	0/0	0/0	0	6
Irving		0	0	0	0	0/0	0/0	0	2
BRONCOS		58	15	40	3	56/56	24/29	2	482
OPPONENTS		41	9	29	3	37/37	23/28	1	354

2-PT. CONVERSIONS: BRONCOS 2-2, OPPONENTS 1-3

SACKS: Miller 14.0, Ware 10.0, Jackson 3.0, Ward 2.0, Marshall 2.0, Knighton 2.0, Wolfe 1.5, McCray 1.0, Talib 1.0, Irving 1.0, Q. Carter 1.0, Roby 1.0, Harris Jr. 1.0, Johnson 1.0. **BRONCOS 41.0, OPPONENTS 17.0**

FUM/LOST: Manning 5/2, Burse 3/1, Tammie 1/1, Ball 1/1, Colquitt 1/0, Anderson 1/0, Hillman 1/0, Sanders 1/0, J. Thomas 1/0, Thompson 1/0

PASSING	Att.	Comp.	Yds.	Comp.%	Yds/Att.	TD	TD%	Int	Int%	Long	Sack/Lost	Rating
Manning	597	395	4727	66.2%	7.9	39	6.5%	15	2.5%	86t	17/118	101.5
Osweller	10	4	52	40.0%	5.2	1	10.0%	0	0.0%	38	0/0	90.4
BRONCOS	607	399	4779	65.7%	7.9	40	6.6%	15	2.5%	86t	17/118	101.3
OPPONENTS	641	399	3859	62.2%	6.0	29	4.5%	18	2.8%	81t	41/252	82.4

RECEIVING	No.	Yds.	Avg.	Long	TD
D.Thomas	111	1619	14.6	86t	11
Sanders	101	1404	13.9	48	9
Welker	49	464	9.5	39t	2
J.Thomas	43	489	11.4	35t	12
Anderson	34	324	9.5	51t	2
Hillman	21	139	6.6	16	1
Tammie	14	109	7.8	26t	2
Ball	9	62	6.9	16	0
Green	6	74	12.3	38	1
Caldwell	5	47	9.4	15	0
Thompson	4	25	6.3	14	0
Latimer	2	23	11.5	14	0
Burse	0	0	0	0	0
BRONCOS	399	4779	12.0	86T	40
OPPONENTS	399	3859	9.7	81T	29

INTERCEPTIONS	No.	Yds.	Avg.	Long	TD
Talib	4	62	15.5	33t	2
Moore	4	36	9.0	19	0
Harris Jr.	3	52	17.3	38	0
Ward	2	55	27.5	37	0
Roby	2	0	0.0	0	0
Bush	1	5	5.0	5	0
Ware	1	3	3.0	3	0
Marshall	1	0	0.0	0	0
BRONCOS	18	213	11.8	38	2
OPPONENTS	15	228	15.2	52	1

PUNTING	No.	Yds.	Avg.	Net	TB	In20	Long	B
Colquitt	69	3048	44.2	37.6	4	25	65	0
BRONCOS	69	3048	44.2	37.6	4	25	65	0
OPPONENTS	88	4035	45.9	40.9	7	23	71	0

PUNT RETURNS	No.	FC	Yds.	Avg.	Long	TD
Burse	29	24	211	7.3	22	0
Welker	11	3	74	6.7	19	0
Sanders	1	1	11	11.0	11	0
BRONCOS	41	28	296	7.2	22	0
OPPONENTS	33	19	371	11.2	84T	1

KICKOFF RETURNS	No.	Yds.	Avg.	Long	TD
Bolden	13	429	33.0	77	0
Caldwell	12	278	23.2	54	0
Sanders	3	54	18.0	22	0
Latimer	2	22	11.0	14	0
Austin Jr.	1	12	12.0	12	0
Burse	1	7	7.0	7	0
BRONCOS	32	802	25.1	77	0
OPPONENTS	35	905	25.9	80	0

FIELD GOALS	1-19	20-29	30-39	40-49	50+
Barth	2/2	4/4	5/5	3/4	1/1
McManus	0/0	5/5	2/3	2/3	0/2
BRONCOS	2/2	9/9	7/8	5/7	1/3
OPPONENTS	0/0	8/8	6/8	7/9	2/3

MCMANUS: (21G)(20G)(24G)(44G,53N,41G)(37G)() **BARTH:** ()()()() ()()()()() (22G,24G,30G,33G, 37G)(50G)(19G,26G,19G,49G,44G)(49N)(49G,36G,35G,21G)

OPPONENTS: (25G)(45G,37N)(20G,46B,28G)(33G,48G)(30G)(51N,22G)()(49G,29G,45G)(41G)(37G,29G,22G,55G,53G)()(39G)(44G)(46B,30G,37N)(37G,49G,23G)()



2014 DEFENSIVE STATS

(based on unofficial press box statistics)

	TT	UT	A	S-YDS	I-YDS	PD	FF	FR
1 Marshall	110	88	22	2-17	1-0	9	1	0
2 Ward	74	60	14	2-23	2-55	6	0	0
3 Roby	64	62	2	1-3	2-0	13	2	1
4 Talib	63	54	9	1-8	4-62	17	1	0
5 Miller	60	43	17	14-82.5	0-0	2	1	1
6 Harris Jr.	55	51	4	1-2	3-32	18	1	1
7 Moore	50	44	6	0-0	4-5	5	2	1
8 Irving	44	25	19	1-8	0-0	0	0	0
9 Jackson	42	33	9	3-20	0-0	4	1	0
10 Ware	41	34	7	10-56.5	1-3	1	2	0
11 Wolfe	35	24	11	1.5-1	0-0	1	0	0
12 Knighton	30	18	12	2-13.5	0-0	3	0	0
13 Johnson	22	13	9	0.5-0.5	0-0	0	0	0
14 Williams	21	17	4	0-0	0-0	1	0	0
Bruton Jr.	21	16	5	0-0	0-0	3	2	0
16 Webster	19	18	1	0-0	0-0	2	0	0
17 Q. Carter	17	13	4	1-6	0-0	1	1	0
Davis	17	9	8	0-0	0-0	2	0	0
19 Nelson	13	7	6	0-0	0-0	1	0	0
20 Austin Jr.	12	8	4	0-0	0-0	0	0	0
21 Trevathan	11	7	4	0-0	0-0	0	0	0
Smith	11	7	4	0-0	0-0	2	0	0
23 Bolden	7	7	0	0-0	0-0	0	0	0
24 McCray	6	4	2	1-11	0-0	1	1	0
25 T. Carter	5	5	0	0-0	0-0	1	0	1
26 Unrein	1	1	0	0-0	0-0	0	0	0
Barrow	0	0	1	0-0	0-0	0	0	0
28 Bush	0	0	0	0-0	1-5	1	0	0
TOTALS	852	670	182	41-252	18-213	94	15	5

2014 GAMES STARTED

OFFENSE	DEFENSE
QB Manning, Peyton	16
RB Anderson, C.J.	8
RB Ball, Montee	3
RB Hillman, Ronnie	4
WR Caldwell, Andre	2
WR Sanders, Emmanuel	16
WR Thomas, Demaryius	16
WR Welker, Wes	8
TE Clark, Chris	2
TE Cornick, Paul	3
TE Green, Virgil	9
TE Thomas, Julius	10
C Montgomery, Will	8
C Ramirez, Manny	8
T Clady, Ryan	16
T Clark, Chris	5
T Cornick, Paul	3
T Vasquez, Louis	8
G Franklin, Orlando	16
G Ramirez, Manny	8
G Vasquez, Louis	8

2014 COACHES

John Fox (Head Coach), **Jack Del Rio** (Defensive Coordinator), **Adam Gase** (Offensive Coordinator), **Jeff Rodgers** (Special Teams Coordinator), **Clancy Barone** (Tight Ends), **Chris Beake** (Defensive Assistant), **Brian Callahan** (Offensive Assistant), **James Cregg** (Assistant Offensive Line), **Mike Eubanks** (Asst. Strength & Conditioning), **Sam Gases** (Assistant Secondary), **Jason George** (Asst. Strength & Conditioning), **Bo Hardegree** (Quality Control - Offense), **Greg Knapp** (Quarterbacks), **Anthony Lomando** (Asst. Strength & Conditioning), **Dave Magaza** (Offensive Line), **Luke Richardson** (Strength & Conditioning), **Jay Rodgers** (Defensive Line), **Richard Smith** (Linebackers), **Eric Studeville** (Running Backs), **Darius Swinton** (Assistant Special Teams), **Tyke Tolbert** (Wide Receivers), **Cory Undlin** (Defensive Backs).

2014 LEADERS / RANKINGS

INDIVIDUAL	PLAYER	NO.	AFC RANK	NFL RANK	NFL LEADER	NO.
Points	J. Thomas	72	19t	40t	Gostkowski (NE)	156
Rushing Yards	Anderson	849	7	16t	Murray (DAL)	1,607
Passing Yards	Manning	4,727	3	4	Two players	4,952
Passer Rating	Manning	101.5	2	4	Romo (DAL)	113.2
Receiving Yards	D. Thomas	1,619	2	2	Brown (PIT)	1,698
Receptions	D. Thomas	111	2	2	Brown (PIT)	129
Interceptions	Two players	4	4t	8t	Quin (DET)	7
Sacks	Miller	14.0	5	6	Houston (KC)	22.0

OFFENSE	NO.	AFC RANK	NFL RANK	NFL LEADER	NO.
Points Per Game	30.1	1	2	Green Bay	30.4
Total Yards Per Game	402.9	3	4	New Orleans	411.4
Yards Per Play	6.0	2	3	Green Bay	6.2
Rushing Yards Per Game	111.6	7	15	Seattle	172.6
Net Passing Yards Per Game	291.3	3	4	Indianapolis	305.9

DEFENSE	NO.	AFC RANK	NFL RANK	NFL LEADER	NO.
Points Per Game	22.1	9	16t	Seattle	15.9
Total Yards Per Game	305.2	1	3	Seattle	267.1
Yards Per Play	4.7	1	2	Seattle	4.6
Rushing Yards Per Game	79.8	1	2	Seattle	69.3
Net Passing Yards Per Game	225.4	6	9	Seattle	185.6

2014 KEY AWARDS

Pro Bowl (11): RB C.J. Anderson, T Ryan Clady, CB Chris Harris Jr., QB Peyton Manning, LB Von Miller, WR Emmanuel Sanders, CB Aqib Talib, WR Demaryius Thomas, TE Julius Thomas, S T.J. Ward, DE DeMarcus Ware. **AP All-Pro (3):** CB Chris Harris Jr. (second team), LB Von Miller (second team), WR Demaryius Thomas (second team).

2014 NFL STANDINGS

AFC EAST	W	L	T	Pct	PF	PA
Team						
*yz- New England	12	4	0	.750	468	313
Buffalo	9	7	0	.563	343	289
Miami	8	8	0	.500	388	373
N.Y. Jets	4	12	0	.250	283	401

AFC NORTH	W	L	T	Pct	PF	PA
Team						
y- Pittsburgh	11	5	0	.688	436	368
x- Cincinnati	10	5	1	.656	365	344
x- Baltimore	10	6	0	.625	409	302
Cleveland	7	9	0	.438	299	337

AFC SOUTH	W	L	T	Pct	PF	PA
Team						
y- Indianapolis	11	5	0	.688	458	369
Houston	9	7	0	.563	372	307
Jacksonville	3	13	0	.188	249	412
Tennessee	2	14	0	.125	254	438

AFC WEST	W	L	T	Pct	PF	PA
Team						
yz- Denver	12	4	0	.750	482	354
Kansas City	9	7	0	.563	353	281
San Diego	9	7	0	.563	348	348
Oakland	3	13	0	.188	253	452

NFC EAST	W	L	T	Pct	PF	PA
Team						
z- Dallas	12	4	0	.750	467	352
Philadelphia	10	6	0	.625	474	400
N.Y. Giants	6	10	0	.375	380	400
Washington	4	12	0	.250	301	438

NFC NORTH	W	L	T	Pct	PF	PA
Team						
yz- Green Bay	12	4	0	.750	486	348
x- Detroit	11	5	0	.688	321	282
Minnesota	7	9	0	.438	325	343
Chicago	5	11	0	.313	319	442

NFC SOUTH	W	L	T	Pct	PF	PA
Team						
y- Carolina	7	8	1	.469	339	374
New Orleans	7	9	0	.438	401	424
Atlanta	6	10	0	.375	381	417
Tampa Bay	2	14	0	.125	277	410

NFC WEST	W	L	T	Pct	PF	PA
Team						
*yz- Seattle	12	4	0	.750	394	254
x- Arizona	11	5	0	.688	310	299
San Francisco	8	8	0	.500	306	340
St. Louis	6	10	0	.375	324	354

x - Playoffs; y - Division Title; z - First-round Bye; * - Home-field Advantage

WILD CARD PLAYOFF GAMES

1/3 - at Carolina 27, Arizona 16
 1/3 - Baltimore 30, at Pittsburgh 17
 1/4 - at Indianapolis 16, Cincinnati 10
 1/4 - at Dallas 24, Detroit 20

DIVISIONAL PLAYOFF GAMES

1/10 - at New England 35, Baltimore 31
 1/10 - at Seattle 31, Carolina 17
 1/11 - at Green Bay 26, Dallas 21
 1/11 - Indianapolis 24, at Denver 13

CONFERENCE CHAMPIONSHIPS

1/18 - at Seattle 28, Green Bay 22
 1/18 - at New England 45, Indianapolis 7

SUPER BOWL XLIX (GLENDALE, ARIZ.)

2/1 - New England 28, Seattle 24

2013 FINAL STATISTICS (13-3)

Head Coach: John Fox AFC West: 1st Home Stadium: Sports Authority Field at Mile High

Date	W-L	Score	Opponent	Attendance	RUSHING	No.	Yds.	Avg.	Long	TD
Sept 5	W	49-27	Baltimore	76,977	Moreno	241	1038	4.3	31	10
Sept 15	W	41-23	at N.Y. Giants	81,285	Ball	120	559	4.7	45	4
Sept 23	W	37-21	Oakland	76,978	Hillman	55	218	4.0	19	1
Sept 29	W	52-20	Philadelphia	77,002	Anderson	7	38	5.4	11	0
Oct 6	W	51-48	at Dallas	92,758	Bruton	1	35	35.0	35	0
Oct 13	W	35-19	Jacksonville	76,862	Holliday	1	7	7.0	7	0
Oct 20	L	33-39	at Indianapolis	67,196	Caldwell	1	7	7.0	7	0
Oct 27	W	45-21	Washington	77,031	Osweller	3	2	0.7	4	0
Nov 10	W	28-20	at San Diego	68,847	Manning	32	-31	-1.0	11	1
Nov 17	W	27-17	Kansas City	77,076	BRONCOS	461	1873	4.1	45	16
Nov 24	L	31-34	at New England (OT)	68,756	OPPONENTS	420	1626	3.9	35	15
Dec 1	W	35-28	at Kansas City	77,065						
Dec 8	W	51-28	Tennessee	76,554						
Dec 12	L	20-27	San Diego	76,497						
Dec 22	W	37-13	at Houston	71,761						
Dec 29	W	34-14	at Oakland	51,500						

TEAM STATISTICS	Den	Opp
TOTAL FIRST DOWNS	435	339
Rushing	107	90
Passing	293	208
Penalty	35	41
3RD DOWN: MADE/ATT	95/205	83/218
3rd Down Pct.	46.3	38.1
4TH DOWN: MADE/ATT	8/9	4/15
4th Down Pct.	88.9	26.7
POSSESSION AVG.	30.06	29.54
TOTAL NET YARDS	7317	5696
Avg. Per Game	457.3	356.0
Total Plays	1156	1074
Avg. Per Play	6.3	5.3
NET YARDS RUSHING	1873	1626
Avg. Per Game	117.1	101.6
Total Rushes	461	420
NET YARDS PASSING	5444	4070
Avg. Per Game	340.3	254.4
Sacked/Yards Lost	20/128	41/290
Gross Yards	5572	4360
Att./Completions	675/461	613/357
Completion Pct.	68.3	58.2
Had Intercepted	10	17
PUNTS/AVERAGE	66/43.8	89/46.1
NET PUNTING AVG.	38.2	39.5
PENALTIES/YARDS	117/1000	97/807
FUMBLES/BALL LOST	27/16	25/9
TOUCHDOWNS		
Rushing	76	47
Passing	55	29
Returns	5	3

SCORE BY PERIODS	1	2	3	4	OT	PTS
BRONCOS	130	158	135	183	0	606
OPPONENTS	64	128	104	100	3	399

SCORING	TD	Ru	Pa	Ret	PAT	FG	S	PTS
Prater	0	0	0	0	75/75	25/26	0	150
D. Thomas	14	0	14	0	0/0	0/0	0	84
Moreno	13	10	3	0	0/0	0/0	0	78
J. Thomas	12	0	12	0	0/0	0/0	0	72
Decker	11	0	11	0	0/0	0/0	0	66
Welker	10	0	10	0	0/0	0/0	0	60
Ball	4	4	0	0	0/0	0/0	0	24
Caldwell	3	0	3	0	0/0	0/0	0	18
Holliday	2	0	0	2	0/0	0/0	0	12
Tamme	1	0	1	0	0/0	0/0	0	6
Dreesen	1	0	1	0	0/0	0/0	0	6
Rodgers-Cromartie	1	0	0	1	0/0	0/0	0	6
Johnson	1	0	0	1	0/0	0/0	0	6
Hillman	1	1	0	0	0/0	0/0	0	6
Manning	1	1	0	0	0/0	0/0	0	6
Miller	1	0	0	1	0/0	0/0	0	6
BRONCOS	76	16	55	5	75/75	25/26	0	606
OPPONENTS	47	15	29	3	44/44	23/26	1	399

2-PT. CONVERSIONS: BRONCOS 0-1, OPPONENTS 1-3

SACKS: Phillips 10.0, Jackson 6.0, Ayers 5.5, Miller 5.0, Wolfe 4.0, Knighton 3.0, Trevathan 2.0, Williams 2.0, Woodyard 1.5, Vickerson 1.0, Irving 1.0, **BRONCOS 41.0, OPPONENTS 19.0**

FUM/Lost: Manning 10/6, Holliday 5/2, Ball 3/3, Decker 2/1, Hillman 2/1, Carter 1/1, Trevathan 1/1, Welker 1/1, Moreno, 1/0, D. Thomas 1/0

RECEIVING	No.	Yds.	Avg.	Long	TD
D.Thomas	92	1430	15.5	78t	14
Decker	87	1288	14.8	61	11
Welker	73	778	10.7	33	10
J.Thomas	65	788	12.1	74t	12
Moreno	60	548	9.1	35t	3
Tamme	20	184	9.2	15	1
Ball	20	145	7.3	31	0
Caldwell	16	200	12.5	36	3
Hillman	12	119	9.9	19	0
Green	9	45	5.0	10	0
Dreesen	7	47	6.7	14	1
BRONCOS	461	5572	12.1	78t	55
OPPONENTS	357	4360	12.2	82t	29

INTERCEPTIONS	No.	Yds.	Avg.	Long	TD
Rodgers-Cromartie	3	75	25.0	75t	1
Trevathan	3	29	9.7	29	0
Harris	3	1	0.3	1	0
Moore	2	18	9.0	18	0
Webster	1	10	10.0	10	0
Adams	1	3	3.0	3	0
Phillips	1	3	3.0	3	0
Knighton	1	2	2.0	2	0
Woodyard	1	0	0.0	0	0
Carter	1	0	0.0	0	0
BRONCOS	17	141	8.3	75t	1
OPPONENTS	10	131	13.1	59t	2

PUNTING	No.	Yds.	Avg.	Net	TB	In20	Long	B
Colquitt	65	2893	44.5	38.8	3	23	60	1
BRONCOS	67	2893	43.8	38.8	3	23	60	1
OPPONENTS	85	4100	46.1	40.4	8	32	66	2

PUNT RETURNS	No.	FC	Yds.	Avg.	Long	TD
Holliday	32	11	271	8.5	81t	1
Welker	10	2	70	7.0	27	0
Decker	1	2	2	2.0	2	0
Carter	1	0	0	0.0	0	0
BRONCOS	44	15	343	7.8	81t	1
OPPONENTS	28	25	274	9.8	51	0

KICKOFF RETURNS	No.	Yds.	Avg.	Long	TD
Holliday	28	775	27.7	105t	1
Caldwell	6	141	23.5	34	0
Bolden	2	44	22.0	25	0
Unrein	1	8	8.0	8	0
Jackson	1	6	6.0	6	0
Tamme	1	0	0.0	0	0
BRONCOS	39	974	25.0	105t	1
OPPONENTS	32	936	29.3	108T	1

FIELD GOALS	1-19	20-29	30-39	40-49	50+
Prater	2/2	4/4	5/5	8/8	6/7
BRONCOS	2/2	4/4	5/5	8/8	6/7
OPPONENTS	0/0	6/6	9/10	6/8	2/2

PRATER: ()(42G,47G)(53G,41G,40G)(53G)(48G,50G,28G)()(31G,47G)(19G)()(54G,52N,36G)(27G)()(25G,64G,19G)(32G,42G)(32G,25G,44G)(34G,54G)

OPPONENTS: (25G,30G)(36G,24G,41G)()(35G,25G,46N)(43G,48G)(50G,30G)(27G,52G,42G)()(26G,40G,37N)(20G)(31G,31G)()()(38G,35G)(45G,35G)(42N)

PASSING	Att.	Comp.	Yds.	Comp.%	Yds/Att.	TD	TD%	Int	Int%	Long	Sack/Lost	Rating
Manning	659	450	5477	68.3%	8.3	55	8.3%	10	1.5%	78t	18/120	115.1
Osweller	16	11	95	68.8%	5.9	0	0.0%	0	0.0%	19	2/8	84.1
BRONCOS	675	461	5572	68.3%	8.3	55	8.1%	10	1.5%	78t	20/128	114.4
OPPONENTS	613	357	4360	58.2%	7.1	29	4.7%	17	2.8%	82t	41/290	84.0



2013 DEFENSIVE STATS

(based on unofficial press box statistics)

	TT	UT	A	S-YDS	I-YDS	PD	FF	FR
1 Trevathan	124	84	40	2-18	3-29	10	2	1
2 Woodyard	83	47	36	1.5-11	1-0	4	1	0
3 Ihenachio	72	55	17	0-0	0-0	7	3	2
4 Harris	65	58	7	0-0	3-1	13	0	0
5 Adams	61	45	16	0-0	1-3	7	0	1
6 Moore	44	30	16	0-0	2-18	6	0	0
7 Jackson	42	30	12	6-5	0-0	4	1	0
8 Webster	38	34	4	0-0	1-10	9	1	0
9 Phillips	36	29	7	10-77.5	1-3	5	2	0
10 Miller	34	27	7	5-29	0-0	1	3	1
11 Irving	34	23	11	1-8	0-0	1	0	0
12 Rodgers-Cromartie	31	25	6	0-0	3-75	15	0	0
13 Knighton	31	18	13	3-18	1-2	1	0	1
14 Ayers	29	23	6	5.5-34.5	0-0	1	0	0
15 Vickerson	22	18	4	1-9	0-0	3	0	0
16 Unrein	20	15	5	0-0	0-0	0	0	0
17 Lenon	20	14	6	0-0	0-0	2	0	0
18 Williams	19	12	7	2-8	0-0	0	0	1
19 Bruton	16	14	2	0-0	0-0	0	0	0
20 Wolfe	16	11	5	4-34	0-0	0	0	1
21 Bailey	14	12	2	0-0	0-0	3	0	0
22 Jammer	13	12	1	0-0	0-0	3	0	1
23 Carter	11	10	1	0-0	0-0	6	0	0
24 Bolden	11	8	3	0-0	0-0	0	0	0
25 Huff	2	2	0	0-0	0-0	0	0	0
26 Johnson	1	1	0	0-0	0-0	0	0	0
Robinson	1	1	0	0-0	0-0	0	0	0
Marshall	1	1	0	0-0	0-0	0	0	0
Mincey	1	1	0	0-0	0-0	0	0	0
Tamme	1	0	1	0-0	0-0	0	0	0
Fua	1	0	1	0-0	0-0	0	0	0
TOTALS	867	621	246	52-364	16-347	85	18	7

2013 GAMES STARTED

OFFENSE	DEFENSE
QB Manning, Peyton	16 DE Ayers, Robert
RB Moreno, Knowshon	15 DE Jackson, Malik
WR Decker, Eric	16 DE Phillips, Shaun
WR Thomas, Demaryius	16 DT Knighton, Terrance
WR Welker, Wes	13 DT Unrein, Mitch
WR Caldwell, Andre	2 DT Vickerson, Kevin
TE Green, Virgil	3 SLB Irving, Nate
TE Tamme, Jacob	1 SLB Miller, Von
TE Thomas, Julius	14 MLB Lenon, Paris
C Ramirez, Manny	16 WLB Woodyard, Wesley
T Clady, Ryan	2 CB Bailey, Champ
T Clark, Chris	14 CB Carter, Tony
T Franklin, Orlando	1 CB Harris Jr., Chris
T Vazquez, Louis	1 CB Jammer, Quentin
G Beadles, Zane	16 CB Rodgers-Cromartie, Dominique
G Kuper, Chris	1 S Adams, Mike
G Vazquez, Louis	1 S Bolden, Omar
	1 S Ihenachio, Duke
	15 S Moore, Rahim

2013 COACHES

John Fox (Head Coach), **Jack Del Rio** (Defensive Coordinator), **Adam Gase** (Offensive Coordinator), **Jeff Rodgers** (Special Teams Coordinator), **Clancy Barone** (Tight Ends), **Chris Beake** (Quality Control-Defense), **Brian Callahan** (Offensive Assistant), **Jim Bob Cooter** (Offensive Assistant), **Mike Eubanks** (Asst. Strength & Conditioning), **Sam Games** (Assistant Secondary), **Jason George** (Asst. Strength & Conditioning), **Alex Gibbs** (Offensive Consultant), **Greg Knapp** (Quarterbacks), **Anthony Lomando** (Asst. Strength & Conditioning), **Dave Magazay** (Offensive Line), **Luke Richesson** (Strength & Conditioning), **Jay Rodgers** (Defensive Line), **Richard Smith** (Linebackers), **Eric Stutesville** (Running Backs), **Derius Swinton** (Assistant Special Teams), **Tyke Tolbert** (Wide Receivers), **Cory Undlin** (Secondary).

2013 LEADERS / RANKINGS

INDIVIDUAL	PLAYER	NO.	AFC RANK	NFL RANK	NFL LEADER	NO.
Points	Prater	150	2	2	Gostkowski (NE)	158
Rushing Yards	Moreno	1,038	4	12	McCoy (PHI)	1,607
Passing Yards	Manning	5,477	1	1	Manning (DEN)	5,477
Passer Rating	Manning	115.1	1	2	Foles (PHI)	119.2
Receiving Yards	D. Thomas	1,430	3	4	Gordon (CLE)	1,646
Receptions	D. Thomas	92	6	9	Garcon (WAS)	113
Interceptions	Three players	3	15t	32t	Sherman (SEA)	8
Sacks	Phillips	10.0	11t	20t	Mathis (IND)	19.5
OFFENSE	NO.	AFC RANK	NFL RANK	NFL LEADER	NO.	
Points Per Game	37.9	1	1	Denver	37.9	
Total Yards Per Game	457.3	1	1	Denver	457.3	
Yards Per Play	6.3	1	2	Philadelphia	6.3	
Rushing Yards Per Game	117.1	8	15	Philadelphia	160.4	
Net Passing Yards Per Game	340.3	1	1	Denver	340.3	
DEFENSE	NO.	AFC RANK	NFL RANK	NFL LEADER	NO.	
Points Per Game	24.9	12	22	Seattle	14.4	
Total Yards Per Game	356.0	9	19	Seattle	273.6	
Yards Per Play	5.3	10	16	Seattle	4.4	
Rushing Yards Per Game	91.1	2	3	Tampa Bay	82.5	
Net Passing Yards Per Game	199.6	3	3	Pittsburgh	185.2	

2013 KEY AWARDS

Pro Bowl (5): QB Peyton Manning, K Matt Prater, WR Demaryius Thomas, TE Julius Thomas, G Louis Vasquez. **AP All-Pro (4):** QB Peyton Manning (first team), G Louis Vasquez (first team), K Matt Prater (second team), WR Demaryius Thomas (second team). **AP NFL MVP:** QB Peyton Manning. **AP NFL Offensive Player of the Year:** QB Peyton Manning. **FedEx Air Player of the Year:** QB Peyton Manning.

2013 NFL STANDINGS

AFC EAST

Team	W	L	T	Pct	PF	PA
y-z- New England	12	4	0	.750	444	338
N.Y. Jets	8	8	0	.500	290	387
Miami	8	8	0	.500	317	335
Buffalo	6	10	0	.375	339	388

AFC NORTH

Team	W	L	T	Pct	PF	PA
y- Cincinnati	11	5	0	.688	430	305
Pittsburgh	8	8	0	.500	379	370
Baltimore	8	8	0	.500	320	352
Cleveland	4	12	0	.250	308	406

AFC SOUTH

Team	W	L	T	Pct	PF	PA
y- Indianapolis	11	5	0	.688	391	336
Tennessee	7	9	0	.438	362	381
Jacksonville	4	12	0	.250	247	449
Houston	2	14	0	.125	276	428

AFC WEST

Team	W	L	T	Pct	PF	PA
*y-z- Denver	13	3	0	.813	606	399
x- Kansas City	11	5	0	.688	430	305
x- San Diego	9	7	0	.563	396	348
Oakland	4	12	0	.250	322	453

NFC EAST

Team	W	L	T	Pct	PF	PA
y- Philadelphia	10	6	0	.625	442	382
Dallas	8	8	0	.500	439	432
N. Y. Giants	7	9	0	.438	294	383
Washington	3	13	0	.188	334	478

NFC NORTH

Team	W	L	T	Pct	PF	PA
y- Green Bay	8	7	1	.531	417	428
Chicago	8	8	0	.500	445	478
Detroit	7	9	0	.438	395	376
Minnesota	5	10	1	.344	391	480

NFC SOUTH

Team	W	L	T	Pct	PF	PA
y-z- Carolina	12	4	0	.750	366	241
x- New Orleans	11	5	0	.688	414	304
Atlanta	4	12	0	.250	353	443
Tampa Bay	4	12	0	.250	288	389

NFC WEST

Team	W	L	T	Pct	PF	PA
*y-z- Seattle	13	3	0	.813	417	231
x- San Francisco	12	4	0	.750	406	272
Arizona	10	6	0	.625	379	324
St. Louis	7	9	0	.438	348	364

x - Playoffs; y - Division Title; z - First-round Bye; * - Home-field Advantage

WILD CARD PLAYOFF GAMES

1/4 - at Indianapolis 45, Kansas City 44
 1/4 - New Orleans 26, at Philadelphia 24
 1/5 - San Diego 27, at Cincinnati 10
 1/5 - San Francisco 23, at Green Bay 20

DIVISIONAL PLAYOFF GAMES

1/11 - at Seattle 23, New Orleans 15
 1/11 - at New England 43, Indianapolis 22
 1/12 - San Francisco 23, at Carolina 10
 1/12 - at Denver 24, San Diego 17

CONFERENCE CHAMPIONSHIPS

1/20 - at Denver 26, New England 16
 1/20 - at Seattle 23, San Francisco 17

SUPER BOWL XLVIII (NEW YORK/NEW JERSEY)
 2/2 - Seattle 43, Denver 8

2012 FINAL STATISTICS (13-3)

Head Coach: John Fox AFC West: 1st Home Stadium: Sports Authority Field at Mile High

Date	W-L	Score	Opponent	Attendance	RUSHING	No.	Yds.	Avg.	Long	TD
Sept 9	W	31-19	Pittsburgh	76,823	McGahee	167	731	4.4	31	4
Sept 17	L	21-27	at Atlanta	70,427	Moreno	138	525	3.8	20	4
Sept 23	L	25-31	Houston	76,566	Hillman	85	330	3.9	31	1
Sept 30	W	37-6	Oakland	76,787	Ball	42	158	3.8	22	1
Oct 7	L	21-31	at New England	68,756	Hester	17	81	4.8	18	2
Oct 15	W	35-24	at San Diego	68,604	Caldwell	1	14	14.0	14	0
Oct 28	W	34-14	New Orleans	76,832	Manning	23	6	0.3	10	0
Nov 4	W	31-23	at Cincinnati	63,623	Osweller	8	-13	-1.6	-1	0
Nov 11	W	36-14	at Carolina	73,939	BRONCOS	481	1832	3.8	31	12
Nov 18	W	30-23	San Diego	76,769	OPPONENTS	404	1458	3.6	36	5
Nov 25	W	17-9	at Kansas City	74,244						
Dec 2	W	31-23	Tampa Bay	76,432						
Dec 6	W	26-13	at Oakland	53,807	RECEIVING	No.	Yds.	Avg.	Long	TD
Dec 16	W	34-17	at Baltimore	71,317	D.Thomas	94	1434	15.3	71t	10
Dec 23	W	34-12	Cleveland	76,351	Decker	85	1064	12.5	55	13
Dec 30	W	38-3	Kansas City	76,502	Tammie	52	555	10.7	36	2

TEAM STATISTICS	Den	Opp
TOTAL FIRST DOWNS	380	287
Rushing	112	73
Passing	232	183
Penalty	36	31
3RD DOWN: MADE/ATT	96/213	66/216
3rd Down Pct.	45.1	30.6
4TH DOWN: MADE/ATT	3/5	7/18
4th Down Pct.	60.0	38.9
POSSESSION AVG.	31:16	28:44
TOTAL NET YARDS	6366	4652
Avg. Per Game	397.9	290.8
Total Plays	1090	1015
Avg. Per Play	5.8	4.6
NET YARDS RUSHING	1832	1458
Avg. Per Game	114.5	91.1
NET RUSHES	481	404
NET YARDS PASSING	4534	3194
Avg. Per Game	283.4	199.6
Sacked/Yards Lost	21/137	52/364
Gross Yards	4671	3558
Att./Completions	588/402	559/321
Completion Pct.	68.4	57.4
Had Intercepted	11	16
PUNTS/AVERAGE	67/46.3	94/48.1
NET PUNTING AVG.	42.1	41.5
PENALTIES/YARDS	100/805	123/951
FUMBLES/BALL LOST	22/14	23/8
TOUCHDOWNS	57	32
Rushing	12	5
Passing	37	25
Returns	8	2

SCORE BY PERIODS	1	2	3	4	OT	PTS
BRONCOS	66	116	153	146	0	481
OPPONENTS	70	81	62	76	0	289

SCORING	TD	Ru	Pa	Ret	PAT	FG	S	PTS
Prater	0	0	0	0	55/55	26/32	0	133
Decker	13	0	13	0	0/0	0/0	0	78
D.Thomas	10	0	10	0	0/0	0/0	0	60
Dreessen	5	0	5	0	0/0	0/0	0	30
Stokley	5	0	5	0	0/0	0/0	0	30
McGahee	4	4	0	0	0/0	0/0	1	26
Moreno	4	4	0	0	0/0	0/0	0	24
Harris	2	0	0	2	0/0	0/0	0	12
Hester	2	2	0	0	0/0	0/0	0	12
Tammie	2	0	2	0	0/0	0/0	0	12
Ball	2	1	1	0	0/0	0/0	0	12
T.Carter	2	0	0	2	0/0	0/0	0	12
Holliday	2	0	0	2	0/0	0/0	0	12
Hillman	1	1	0	0	0/0	0/0	0	6
Miller	1	0	0	1	0/0	0/0	0	6
Unrein	1	0	1	0	0/0	0/0	0	6
Porter	1	0	0	1	0/0	0/0	0	6
Adams	0	0	0	0	0/0	0/0	0	2
Dumervil	0	0	0	0	0/0	0/0	0	2
BRONCOS	57	12	37	8	55/55	26/32	1	481
OPPONENTS	32	5	25	2	29/29	22/25	0	289

2-PT. CONVERSIONS: McGahee 1, **BRONCOS 1-2, OPPONENTS 0-3**

SACKS: Miller 18.5, Dumervil 11.0, Wolfe 6.0, Woodyard 5.5, Harris 2.5, Ayers 2.0, Vickerson 2.0, Adams 1.0, Brookling 1.0, Moore 1.0, Trevathan 1.0, Mays 0.5, **BRONCOS 52.0, OPPONENTS 21.0**

FUM/LOST: McGahee 5/4, Holliday 5/1, D. Thomas 3/3, Manning 2/2, Hillman 2/1, Ball 1/1, Bolden 1/1, Moreno 1/1, Leonhard 1/0, Koppen 1/0

RECEIVING	No.	Yds.	Avg.	Long	TD
D.Thomas	94	1434	15.3	71t	10
Decker	85	1064	12.5	55	13
Tammie	52	555	10.7	36	2
Stokley	45	544	12.1	38t	5
Dreessen	41	356	8.7	30	5
McGahee	26	221	8.5	31	0
Moreno	21	167	8.0	26	0
Willis	10	90	9.0	19	0
Hillman	10	62	6.2	29	0
Ball	7	61	8.7	17	1
Green	5	63	12.6	28	0
Holliday	2	17	8.5	15	0
Caldwell	1	18	18.0	18	0
Gronkowski	1	11	11.0	11	0
Hester	1	7	7.0	7	0
Unrein	1	1	1.0	1t	1
BRONCOS	402	4671	11.6	71t	37
OPPONENTS	321	3558	11.1	61t	25

INTERCEPTIONS	No.	Yds.	Avg.	Long	TD
Harris	3	144	48.0	98t	2
Woodyard	3	40	13.3	25	0
T.Carter	2	55	27.5	40t	1
Bailey	2	18	9.0	18	0
Leonhard	2	0	0.0	0	0
Porter	1	43	43.0	43t	1
Miller	1	26	26.0	26t	1
Moore	1	23	23.0	23	0
Bruton	1	-2	-2.0	-2	0
BRONCOS	16	347	21.7	98t	5
OPPONENTS	11	218	19.8	80t	2

PUNTING	No.	Yds.	Avg.	Net	TB	In20	Long	B
Colquitt	67	3105	46.3	42.1	4	27	67	0
BRONCOS	67	3105	46.3	42.1	4	27	67	0
OPPONENTS	93	4524	48.1	41.9	7	35	68	1

PUNT RETURNS	No.	FC	Yds.	Avg.	Long	TD
Holliday	31	4	334	10.8	76t	1
Leonhard	15	16	89	5.9	16	0
Decker	2	0	22	11.0	13	0
BRONCOS	48	20	445	9.3	76t	1
OPPONENTS	33	17	203	6.2	40	0

KICKOFF RETURNS	No.	Yds.	Avg.	Long	TD
Bolden	14	270	19.3	33	0
Holliday	11	358	32.5	105t	1
Leonhard	1	18	18.0	18	0
Ball	1	0	0.0	0	0
Gronkowski	1	0	0.0	0	0
BRONCOS	28	646	23.1	105t	1
OPPONENTS	34	751	22.1	50	0

FIELD GOALS	1-19	20-29	30-39	40-49	50+
Prater	1/1	7/7	10/11	5/9	3/4
BRONCOS	1/1	7/7	10/11	5/9	3/4
OPPONENTS	0/0	7/7	6/7	6/8	3/3

PRATER: (26G)(/)(32G,23G,53G)(21G,43G,53G)(/)(/)(33G,33G)(43G)(53G,43N,27G)(55N,19G,30G,32G)(47N,33N,34G)(31G,47N)(43G,34G,20G,33G)(27G,36G,45N)(27G,41G)(42G)

OPPONENTS: (21G,35G)(37G,42G)(41G)(38G,24G)(23G)(32G)(/)(28G,46N,49G,41G)(43N)(/)(34G,22G,49G)(31G,50G,55G)(/)(45G)(27G,53G)(23G,33N)

PASSING	Att.	Comp.	Yds.	Comp.%	Yds/Att.	TD	TD%	Int	Int%	Long	Sack/Lost	Rating
Manning	583	400	4659	68.6%	8	37	6.3%	11	1.9%	71t	21/137	105.9
Osweller	4	2	12	50.0%	3	0	0.0%	0	0.0%	7	0/0	56.3
Prater	1	0	0	0.0%	0	0	0.0%	0	0.0%	0	0/0	39.6
BRONCOS	588	402	4671	68.4%	7.9	37	6.3%	11	1.9%	71t	21/137	105.3
OPPONENTS	559	321	3558	57.4%	6.4	25	4.5%	16	2.9%	61t	52/364	79.4

2012 DEFENSIVE STATS

(based on unofficial press box statistics)

	TD	UT	A	S-YDS	I-YDS	PD	FF	FR
1 Woodyard	114	70	44	5.5-47.5	3-40	6	1	1
2 Adams	80	60	20	1-2	0-0	11	2	2
3 Moore	71	59	12	1-3	1-23	7	0	1
4 Miller	68	55	13	18.5-129.5	1-26	2	6	0
5 Bailey	66	61	5	0-0	2-18	9	0	0
6 Harris	61	51	10	2.5-17.5	3-144	12	0	0
7 Brookings	54	33	21	1-8	0-0	0	1	0
Dumervil	54	32	22	11-83	0-0	1	6	0
9 Bannan	42	28	14	0-0	0-0	4	1	1
10 Vickerson	40	28	12	2-11	0-0	1	1	0
Wolfe	40	26	14	6-41	0-0	2	0	0
12 Trevathan	30	21	9	1-0	0-0	3	0	0
13 T. Carter	24	20	4	0-0	2-55	12	0	1
14 Porter	21	16	5	0-0	1-43	6	0	0
15 Unrein	20	12	8	0-0	0-0	0	0	1
16 Mays	19	7	12	0.5-3.5	0-0	0	0	0
17 Leinhardt	17	12	5	0-0	2-0	3	0	0
18 Ayers	16	8	8	2-18	0-0	2	0	0
19 Williams	14	10	4	0-0	0-0	1	0	0
20 Jackson	5	3	2	0-0	0-0	0	0	0
21 Bolden	4	4	0	0-0	0-0	1	0	0
22 Irving	3	1	2	0-0	0-0	1	0	0
23 Bruton	2	2	0	0-0	1-2	1	0	0
24 Siliga	1	1	0	0-0	0-0	0	0	0
Warren	1	1	0	0-0	0-0	0	0	0
TOTALS	867	621	246	52-364	16-347	85	18	7

2012 GAMES STARTED

OFFENSE

QB Manning, Peyton	16
RB McGahee, Willis	9
RB Moreno, Knowshon	6
WR Decker, Eric	15
WR Stokley, Brandon	9
WR Thomas, Demaryius	16
TE Dreessen, Joel	16
TE Green, Virgil	2
TE Tamme, Jacob	8
C Koppen, Dan	12
C Walton, J.D.	4
T Clady, Ryan	16
T Franklin, Orlando	16
G Beadles, Zane	16
G Kuper, Chris	5
G Ramirez, Manny	11

DEFENSE

DE Dumervil, Elvis	16
DE Wolfe, Derek	16
DT Bannan, Justin	16
DT Unrein, Mitch	2
DT Vickerson, Kevin	16
SLB Miller, Von	14
MLB Brookings, Keith	14
MLB Mays, Joe	4
WLB Williams, D.J.	1
WLB Woodyard, Wesley	1
CB Bailey, Champ	12
CB Harris, Chris	16
CB Porter, Tracy	4
S Adams, Mike	16
S Leonard, Jim	1
S Moore, Rahim	15

2012 COACHES

John Fox (Head Coach), **Jack Del Rio** (Defensive Coordinator), **Mike McCoy** (Offensive Coordinator), **Jeff Rodgers** (Special Teams Coordinator), **Claudio Bonine** (Tight Ends), **Keith Burns** (Assistant Special Teams), **Brian Callahan** (Quality Control-Offense), **Mike Eubanks** (Asst. Strength & Conditioning), **Sam Games** (Assistant Secondary), **Adam Gase** (Quarterbacks), **Jason George** (Asst. Strength & Conditioning), **Anthony Lomando** (Asst. Strength & Conditioning), **Dave Magaz** (Offensive Line), **Ron Milus** (Secondary), **Luke Richesson** (Strength & Conditioning), **Jay Rodgers** (Defensive Line), **Richard Smith** (Linebackers), **Eric Studesville** (Running Backs), **Tyke Tolbert** (Wide Receivers), **Cory Undlin** (Quality Control-Defense).

2012 LEADERS / RANKINGS

INDIVIDUAL	PLAYER	NO.	AFC RANK	NFL RANK	NFL LEADER	NO.
Points	McGahee	133	3	7	Gostkowski (NE)	153
Rushing Yards	McGahee	731	12	26	Peterson (MIN)	2,097
Passing Yards	Manning	4,659	2	6	Brees (NO)	5,177
Passer Rating	Manning	105.8	1	2	Rodgers (GB)	108.0
Receiving Yards	D. Thomas	1,434	2	4	Johnson (DET)	1,964
Receptions	D. Thomas	94	5	8	Johnson (DET)	122
Interceptions	Harris/Woodyard	3	13	29	Jennings (CHI)	9
Sacks	Miller	18.5	2	3	Watt (HOU)	20.5

OFFENSE	NO.	AFC RANK	NFL RANK	NFL LEADER	NO.
Points Per Game	30.1	2	2	New England	34.8
Total Yards Per Game	397.9	2	4	New England	427.9
Yards Per Play	5.8	1	6	Washington	6.2
Rushing Yards Per Game	114.5	7	16	Washington	169.3
Net Passing Yards Per Game	283.4	2	5	New Orleans	312.3

DEFENSE	NO.	AFC RANK	NFL RANK	NFL LEADER	NO.
Points Per Game	18.1	1	4	Seattle	15.3
Total Yards Per Game	290.8	2	2	Pittsburgh	275.8
Yards Per Play	4.6	1	1	Denver	4.6
Rushing Yards Per Game	91.1	2	3	Tampa Bay	82.5
Net Passing Yards Per Game	199.6	3	3	Pittsburgh	185.2

2012 KEY AWARDS

Pro Bowl (7): CB Champ Bailey, G Zane Beadles, T Ryan Clady, DE Elvis Dumervil, QB Peyton Manning, LB Von Miller, WR Demaryius Thomas.
AP All-Pro (4): T Ryan Clady (first team), QB Peyton Manning (first team), LB Von Miller (first team), CB Champ Bailey (second team).
AP Comeback Player of the Year: QB Peyton Manning. **FedEx Air Player of the Year:** QB Peyton Manning.

2012 NFL STANDINGS

AFC EAST

Team	W	L	T	Pct	PF	PA
y-New England	12	4	0	.750	557	331
Miami	7	9	0	.438	288	317
New York Jets	6	10	0	.375	281	375
Buffalo	6	10	0	.375	344	435

AFC NORTH

Team	W	L	T	Pct	PF	PA
y-Baltimore	10	6	0	.625	398	344
x-Cincinnati	10	6	0	.625	391	320
Pittsburgh	8	8	0	.500	336	314
Cleveland	5	11	0	.313	302	368

AFC SOUTH

Team	W	L	T	Pct	PF	PA
y-Houston	12	4	0	.750	416	331
x-Indianapolis	11	5	0	.688	357	387
Tennessee	6	10	0	.375	330	471
Jacksonville	2	14	0	.125	255	444

AFC WEST

Team	W	L	T	Pct	PF	PA
y-Denver	13	3	0	.813	481	289
San Diego	7	9	0	.438	350	350
Oakland	4	12	0	.250	290	443
Kansas City	2	14	0	.125	211	425

NFC EAST

Team	W	L	T	Pct	PF	PA
y-Washington	10	6	0	.625	436	388
New York Giants	9	7	0	.563	429	344
Dallas	8	8	0	.500	376	400
Philadelphia	4	12	0	.250	280	444

NFC NORTH

Team	W	L	T	Pct	PF	PA
y-Green Bay	11	5	0	.688	433	336
x-Minnesota	10	6	0	.625	379	348
Chicago	10	6	0	.625	375	277
Detroit	4	12	0	.250	372	437

NFC SOUTH

Team	W	L	T	Pct	PF	PA
y-Atlanta	13	3	0	.813	419	299
Carolina	7	9	0	.438	357	363
New Orleans	7	9	0	.438	461	454
Tampa Bay	7	9	0	.438	389	394

NFC WEST

Team	W	L	T	Pct	PF	PA
y-San Francisco	11	4	1	.719	397	273
x-Seattle	11	5	0	.688	412	245
St. Louis	7	8	1	.469	299	348
Arizona	5	11	0	.313	250	357

x - Playoffs; y - Division Title; z - First-round Bye; * - Home-field Advantage

WILD CARD PLAYOFF GAMES

1/5 - at Houston 19, Cincinnati 13
 1/6 - at Green Bay 24, Minnesota 10
 1/6 - at Baltimore 24, Indianapolis 9
 1/6 - Seattle 24, at Washington 14

DIVISIONAL PLAYOFF GAMES

1/12 - Baltimore 38, at Denver 35 (OT)
 1/12 - at San Francisco 45, Green Bay 31
 1/13 - at Atlanta 30, Seattle 28
 1/13 - at New England 41, Houston 28

CONFERENCE CHAMPIONSHIPS

1/20 - San Francisco 28, at Atlanta 24
 1/20 - Baltimore 28, at New England 13

SUPER BOWL XLVII (NEW ORLEANS)

2/3 - Baltimore 34, San Francisco 31

2011 FINAL STATISTICS (8-8)

Head Coach: John Fox AFC West: 1st Home Stadium: Sports Authority Field at Mile High

Date	W-L	Score	Opponent	Attendance	RUSHING	No.	Yds.	Avg.	Long	TD
Sept 12	L	20-23	Oakland	75,671	McGahee	249	1199	4.8	60t	4
Sept 18	W	24-22	Cincinnati	73,281	Tebow	122	660	5.4	32	6
Sept 25	L	14-17	at Tennessee	69,143	Ball	96	402	4.2	34	1
Oct 2	L	23-49	at Green Bay	70,529	Moreno	37	179	4.8	24	0
Oct 9	L	24-29	San Diego	74,895	J.Johnson	14	77	5.5	25	0
Oct 23	W	18-15	at Miami (OT)	63,800	Royal	7	48	6.9	11	0
Oct 30	L	10-45	Detroit	74,977	Larsen	14	44	3.1	6	0
Nov 6	W	38-24	at Oakland	58,125	Orton	5	17	3.4	13	0
Nov 13	W	17-10	at Kansas City	72,908	D.Thomas	1	5	5.0	5	0
Nov 17	W	17-13	New York Jets	74,746	Decker	1	1	1.0	1	0
Nov 27	W	16-13	at San Diego (OT)	64,436	BRONCOS	546	2632	4.8	60t	11
Dec 4	W	35-32	at Minnesota	62,939	OPPONENTS	488	2021	4.1	47	11
Dec 11	W	13-10	Chicago (OT)	76,487	RECEIVING	No.	Yds.	Avg.	Long	TD
Dec 18	L	23-41	New England	76,556	Decker	44	612	13.9	56t	8
Dec 24	L	14-40	at Buffalo	45,112	D.Thomas	32	551	17.2	47	4
Jan 1	L	3-7	Kansas City	76,005	Lloyd	19	283	14.9	44	0

TEAM STATISTICS	Den	Opp
TOTAL FIRST DOWNS	286	315
Rushing	129	101
Passing	130	182
Penalty	27	32
3RD DOWN: MADE/ATT	66/214	73/218
3rd Down Pct.	30.8	33.5
4TH DOWN: MADE/ATT	3/13	3/9
4th Down Pct.	23.1	33.3
POSSESSION AVG.	28:51	31:09
TOTAL NET YARDS	5066	5725
Avg. Per Game	316.6	357.8
Total Plays	1017	1063
Avg. Per Play	5.0	5.4

NET YARDS RUSHING	Den	Opp
Avg. Per Game	2632	2021
Total Rushes	164.5	126.3
NET YARDS PASSING	2434	3704
Avg. Per Game	152.1	231.5
Sacked/Yards Lost	42/274	41/283
Gross Yards	2708	3987
Att./Completions	429/217	534/333
Completion Pct.	50.6	62.4
Had Intercepted	13	9

PUNTS/AVERAGE	Den	Opp
NET PUNTING AVG.	101/47.4	92/47.3
PENALTIES/YARDS	40.2	38.2
FUMBLES/BALL LOST	101/842	99/845
TOUCHDOWNS	30/17	19/9
Rushing	36	42
Passing	11	11
Returns	20	24
	5	7

SCORE BY PERIODS	1	2	3	4	OT	PTS
BRONCOS	74	33	75	118	9	309
OPPONENTS	52	154	91	93	0	390

SCORING	TD	Ru	Pa	Ret	PAT	FG	S	PTS
Prater	0	0	0	0	30/30	19/25	0	87
Decker	9	0	8	1	0/0	0/0	0	54
Tebow	6	6	0	0	0/0	0/0	0	40
McGahee	5	4	1	0	0/0	0/0	0	32
D.Thomas	4	0	4	0	0/0	0/0	0	24
Fells	3	0	3	0	0/0	0/0	0	18
Royal	2	0	1	1	0/0	0/0	0	12
Ball	2	1	1	0	0/0	0/0	0	12
Moreno	1	0	1	0	0/0	0/0	0	6
Vaughn	1	0	0	1	0/0	0/0	0	6
Goodman	1	0	0	1	0/0	0/0	0	6
Haggan	1	0	0	1	0/0	0/0	0	6
Willis	1	0	1	0	0/0	0/0	0	6
BRONCOS	36	11	20	5	30/30	19/25	0	309
OPPONENTS	42	11	24	7	40/40	32/39	0	390

2-PT. CONVERSIONS: Tebow 2, McGahee 1, BRONCOS 3-6, OPPONENTS 0-2

SACKS: Miller 11.5, Dumervil 9.5, Williams 5.0, McBean 4.0, Dawkins 3.0, Ayers 3.0, Wilhite 2.0, Hunter 1.0, Q.Carter 1.0, BRONCOS 40.0, OPPONENTS 41.0

FUM/Lost: Tebow 13/6, McGahee 4/3, Ball 2/2, Orton 2/2, Cosby 2/1, Fells 2/1, Decker 1/1, Moreno 1/1, Goodman 1/1, Lloyd 1/0

PASSING	Att.	Comp.	Yds.	Comp.%	Yds/Att.	TD	TD%	Int	Int%	Long	Sack/Lost	Rating
Tebow	271	126	1729	46.5%	6.4	12	4.4%	6	2.2%	56t	33/225	72.9
Orton	155	91	979	58.7%	6.3	8	5.2%	7	4.5%	52t	9/49	75.7
Colquitt	1	0	0	0.0%	0.0	0	0.0%	0	0.0%	0	0/0	39.6
Decker	1	0	0	0.0%	0.0	0	0.0%	0	0.0%	0	0/0	39.6
D.Thomas	1	0	0	0.0%	0.0	0	0.0%	0	0.0%	0	0/0	39.6
BRONCOS	429	217	2708	50.6%	6.3	20	4.7%	13	3.0%	56t	42/274	73.4
OPPONENTS	534	333	3987	62.4%	7.5	24	4.5%	9	1.7%	84	41/283	93.1

INTERCEPTIONS	No.	Yds.	Avg.	Long	TD
Goodman	2	46	23.0	26t	1
Bailey	2	0	0.0	0	0
Vaughn	1	55	55.0	55t	1
Moore	1	18	18.0	18	0
Haggan	1	16	16.0	16t	1
C.Harris	1	15	15.0	15	0
Wilhite	1	2	2.0	2	0
BRONCOS	9	152	16.9	55t	3
OPPONENTS	13	276	21.2	100t	3

PUNTING	No.	Yds.	Avg.	Net	TB	In20	Long	B
Colquitt	101	4783	47.4	40.2	7	33	66	0
BRONCOS	101	4783	47.4	40.2	7	33	66	0
OPPONENTS	92	4350	47.3	38.2	12	30	77	0

PUNT RETURNS	No.	FC	Yds.	Avg.	Long	TD
Cosby	27	9	269	10.0	30	0
Royal	16	9	194	16.2	85t	1
Decker	6	1	133	22.2	90t	1
Goodman	1	0	0	0.0	0	0
Willis	1	0	0	0.0	0	0
BRONCOS	47	19	596	12.7	90t	2
OPPONENTS	51	27	585	11.5	80t	1

KICKOFF RETURNS	No.	Yds.	Avg.	Long	TD
Cosby	17	457	26.9	63	0
Willis	8	163	20.4	29	0
Vaughn	7	210	30.0	67	0
Royal	3	47	15.7	20	0
Decker	2	50	25.0	34	0
Fells	1	20	20.0	20	0
Ball	1	9	9.0	9	0
BRONCOS	39	956	24.5	67	0
OPPONENTS	20	491	24.6	40	0

FIELD GOALS	1-19	20-29	30-39	40-49	50+
Prater	0/0	5/6	8/8	3/7	3/4
BRONCOS	0/0	5/6	8/8	3/7	3/4
OPPONENTS	0/0	12/12	9/10	6/9	5/8

PRATER: (286.56N.30G)(34G)(127G)(35G)(49N.43N.52G)(39G)(43N.43G)(38G.41N)(37G)(41G.24G.37G)(46G.23G)(288.59G.51G)(26G)(138G)

OPPONENTS: (45G.21G.63G)(45G.37G.23G)(46G)(124G.32G.28G.51G.35G)(38G.36G.43G)(50G)(48G)(32G)(52N.21G.61N.45G)(53G.25G.48N.53N)(40G.25G.39G)(57G)(21G.34G)(45N.31N.28G.25G.25G.29G)(1)

2011 DEFENSIVE STATS

(based on unofficial press box statistics)

	UT	TT	A	S-YDS	I-YDS	PD	FF	FR
1 Williams	90	70	20	5-38	0-0	2	3	1
2 Woodyard	87	60	27	0-0	0-0	2	1	0
3 Mays	74	63	11	0-0	0-0	2	0	0
4 C. Harris	65	56	9	0-0	1-15	6	0	0
5 Miller	64	50	14	11.5-77	0-0	4	2	0
6 Dawkins	51	38	13	3-38	0-0	6	1	0
7 Q. Carter	49	41	8	1-4	0-0	0	0	0
8 Goodman	49	41	8	0-0	2-46	10	0	1
9 Bunkley	43	33	10	0-0	0-0	0	0	0
10 M. Thomas	43	29	14	0-0	0-0	1	0	1
11 Dumervil	42	31	11	9.5-63	0-0	1	0	1
12 Bailey	39	35	4	0-0	2-0	10	1	0
13 Ayers	39	25	14	3-12	0-0	2	1	1
14 McBean	33	19	14	4-10	0-0	0	0	0
15 Moore	31	28	3	0-0	1-18	2	0	1
16 Wilhite	26	23	3	2-18	1-2	2	0	0
17 Haggan	21	12	9	0-0	1-16	1	0	0
18 Hunter	20	16	4	1-6	0-0	1	1	1
19 Vaughn	19	15	4	0-0	1-55	4	0	0
20 Bruton	12	12	0	0-0	0-0	3	0	0
21 Unrein	7	5	2	0-0	0-0	0	0	0
22 Vickerson	4	2	1	0-0	0-0	0	0	0
23 Harvey	4	2	2	0-0	0-0	0	0	1
24 TEAM	3	3	0	0-0	0-0	0	0	0
25 McCarthy	2	2	0	0-0	0-0	0	0	0
26 Cosby	1	1	0	0-0	0-0	0	0	0
TOTALS	918	713	205	40-266	9-152	59	10	7

2011 GAMES STARTED

OFFENSE

QB Orton, Kyle	5	DE Ayers, Robert	13
QB Tebow, Tim	11	DE Dumervil, Elvis	14
RB McGahee, Willis	14	DE Hunter, Jason	2
RB Moreno, Knowshon	2	DL McBean, Ryan	3
FB Larsen, Spencer	6	DT Bunkley, Brodrick	13
WR Decker, Eric	13	DT Thomas, Marcus	11
WR Lloyd, Brandon	4	DT Vickerson, Kevin	4
WR Royal, Eddie	8	SLB Haggan, Mario	1
WR Thomas, Demaryius	5	SLB Miller, Von	15
TE Clark, Chris	6	MLB Mays, Joe	12
TE Fells, Daniel	15	WLB Williams, D.J.	13
TE Green, Virgil	3	LB Woodyard, Wesley	7
TEFB Rosario, Dante	3	CB Bailey, Champ	13
TE Thomas, Julius	1	CB Goodman, André	16
C Walton, J.D.	16	CB Vaughn, Cassius	3
T Clady, Ryan	16	DB Harris, Chris	4
T Franklin, Orlando	16	DB Wilhite, Jonathan	2
G Beadles, Zane	16	S Bruton, David	1
G Kuper, Chris	16	S Carter, Quinton	10
		S Dawkins, Brian	12
		S Moore, Rahim	7

2011 COACHES

John Fox (Head Coach), **Dennis Allen** (Defensive Coordinator), **Mike McCoy** (Offensive Coordinator), **Jeff Rodgers** (Special Teams Coordinator), **Clancy Barone** (Tight Ends), **Keith Burns** (Assistant Special Teams), **Brian Callahan** (Quality Control-Offense), **Adam Gase** (Quarterbacks), **Sam Games** (Assistant Secondary), **Justin Lovett** (Strength & Conditioning Assistant), **Dave Magaz** (Offensive Line), **Ron Milus** (Secondary), **Wayne Nunneley** (Defensive Line), **Jay Rodgers** (Quality Control-Defense), **Greg Saporita** (Strength & Conditioning Assistant), **Richard Smith** (Linebackers), **Eric Studesville** (Running Backs), **Tyke Tolbert** (Wide Receivers), **Rich Tuten** (Strength & Conditioning).

2011 LEADERS / RANKINGS

INDIVIDUAL	PLAYER	NO.	AFC RANK	NFL RANK	NFL LEADER	NO.
Points	Prater	87	17	35	Akers (SF)	166
Rushing Yards	McGahee	1,199	4	8	Jones-Drew (JAC)	1,606
Passing Yards	Tebow	1,729	14	31	Brees (NO)	5,476
Passer Rating	Tebow	72.9	14	27	Rodgers (GB)	122.5
Receiving Yards	Decker	612	32	70	Johnson (DET)	1,681
Receptions	Decker	44	42	85	Walker (NE)	122
Interceptions	Bailey/Goodman	2	23	63	Three players	7
Sacks	Miller	11.5	31	9	Allen (MIN)	22.0
<hr/>						
OFFENSE		NO.	AFC RANK	NFL RANK	NFL LEADER	NO.
Points Per Game		19.3	12	25	Green Bay	35.0
Total Yards Per Game		316.6	11	23	New Orleans	467.1
Yards Per Play		5.0	11	25	New Orleans	6.7
Rushing Yards Per Game		164.5	1	1	Denver	164.5
Net Passing Yards Per Game		152.1	15	31	New Orleans	334.2
<hr/>						
DEFENSE		NO.	AFC RANK	NFL RANK	NFL LEADER	NO.
Points Per Game		24.4	13	24	Pittsburgh	14.2
Total Yards Per Game		357.8	12	20	Pittsburgh	271.8
Yards Per Play		5.4	11	29	Pittsburgh	4.5
Rushing Yards Per Game		126.3	10	20	San Francisco	77.3
Net Passing Yards Per Game		231.5	12	18	Pittsburgh	171.9

2011 KEY AWARDS

Pro Bowl (6): CB Champ Bailey, T Ryan Clady, S Brian Dawkins, OLB Elvis Dumervil, RB Willis McGahee, LB Von Miller.

2011 NFL STANDINGS

AFC EAST

Team	W	L	T	Pct	PF	PA
*yz-New England	13	3	0	.813	513	342
New York Jets	8	8	0	.500	377	363
Miami	6	10	0	.375	329	313
Buffalo	6	10	0	.375	372	434

AFC NORTH

Team	W	L	T	Pct	PF	PA
yz-Baltimore	12	4	0	.750	378	266
x-Pittsburgh	12	4	0	.750	325	227
x-Cincinnati	9	7	0	.563	344	323
Cleveland	4	12	0	.250	218	307

AFC SOUTH

Team	W	L	T	Pct	PF	PA
y-Houston	10	6	0	.625	381	278
Tennessee	9	7	0	.563	325	317
Jacksonville	5	11	0	.313	243	329
Indianapolis	2	14	0	.125	243	430

AFC WEST

Team	W	L	T	Pct	PF	PA
y-Denver	8	8	0	.500	309	390
San Diego	8	8	0	.500	406	377
Oakland	8	8	0	.500	359	433
Kansas City	7	9	0	.438	212	338

NFC EAST

Team	W	L	T	Pct	PF	PA
y-New York Giants	9	7	0	.563	394	400
Philadelphia	8	8	0	.500	396	328
Dallas	8	8	0	.500	369	347
Washington	5	11	0	.313	288	367

NFC NORTH

Team	W	L	T	Pct	PF	PA
*yz-Green Bay	15	1	0	.938	560	359
x-Detroit	10	6	0	.625	474	387
Chicago	8	8	0	.500	353	341
Minnesota	3	13	0	.188	340	449

NFC SOUTH

Team	W	L	T	Pct	PF	PA
y-New Orleans	13	3	0	.813	547	339
x-Atlanta	10	6	0	.625	402	350
Carolina	6	10	0	.375	406	429
Tampa Bay	4	12	0	.250	287	494

NFC WEST

Team	W	L	T	Pct	PF	PA
yz-San Francisco	13	3	0	.813	380	229
Arizona	8	8	0	.500	312	348
Seattle	7	9	0	.438	321	315
St. Louis	2	14	0	.125	193	407

x - Playoffs; y - Division Title; z - First-round Bye; * - Home-field Advantage

WILD CARD PLAYOFF GAMES

1/7 - at Houston 31, Cincinnati 10
1/7 - at New Orleans 45, Detroit 28
1/8 - New York Giants 24, at Atlanta 2
1/8 - at Denver 29, Pittsburgh 23 (OT)

DIVISIONAL PLAYOFF GAMES

1/14 - at San Francisco 36, New Orleans 32
1/14 - at New England 45, Denver 10
1/15 - at Baltimore 20, Houston 13
1/15 - New York Giants 37, at Green Bay 20

CONFERENCE CHAMPIONSHIPS

1/22 - at New England 23, Baltimore 20
1/22 - New York Giants 20, at San Francisco 17

SUPER BOWL XLVI (INDIANAPOLIS)

2/5 - New York Giants 21, New England 17

2010 FINAL STATISTICS (4-12)

Head Coach: Josh McDaniels (12) / Eric Studesville (4) AFC West: 4th Home Stadium: INVESCO Field at Mile High

Date	W-L	Score	Opponent	Attendance	RUSHING	No.	Yds.	Avg.	Long	TD
Sept 12	L	17-24	at Jacksonville	63,636	Moreno	182	779	4.3	35	5
Sept 19	W	31-14	Seattle	75,130	Tebow	43	227	5.3	40t	6
Sept 26	L	13-27	Indianapolis	76,401	Ball	41	158	3.9	19	0
Oct 3	W	26-20	at Tennessee	69,143	Buckhalter	59	147	2.5	13	2
Oct 10	L	17-31	at Baltimore	71,246	Orton	22	98	4.5	14	0
Oct 17	L	20-24	N.Y. Jets	75,982	Maroney	36	74	2.1	13	0
Oct 24	L	14-59	Oakland	75,835	Royal	6	61	10.2	20	0
Oct 31	L	16-24	at San Francisco (London)	83,941	Larsen	3	18	6.0	14	0
Nov 14	W	49-29	Kansas City	75,334	D.Thomas	2	1	0.5	1	0
Nov 22	L	14-35	at San Diego	68,482	Colquitt	1	0	—	0	0
Nov 28	L	33-36	St. Louis	72,736	Brown	2	-1	-0.5	0	0
Dec 5	L	6-10	at Kansas City	67,267	Lloyd	1	-18	-18.0	-18	0
Dec 12	L	13-43	at Arizona	62,223	BRONCOS	398	1544	3.9	40t	13
Dec 19	L	23-39	at Oakland	44,246	OPPONENTS	531	2473	4.7	71t	26
Dec 26	W	24-23	Houston	73,691	RECEIVING	No.	Yds.	Avg.	Long	TD
Jan 2	L	28-33	San Diego	74,155	Lloyd	77	1448	18.8	71	11

TEAM STATISTICS	Den	Opp
TOTAL FIRST DOWNS	309	334
Rushing	81	126
Passing	204	184
Penalty	24	24
3RD DOWN: MADE/ATT	67/207	80/209
3rd Down Pct.	32.4	38.3
4TH DOWN: MADE/ATT	6/19	10/16
4th Down Pct.	31.6	62.5
POSSESSION AVG.	28:09	31:51
TOTAL NET YARDS	5582	6253
Avg. Per Game	348.9	390.8
Total Plays	1018	1056
Avg. Per Play	5.5	5.9

NET YARDS RUSHING	1544	2473
Avg. Per Game	96.5	154.6
Total Rushes	398	531
NET YARDS PASSING	4038	3780
Avg. Per Game	252.4	236.3
Sacked/Yards Lost	40/269	23/156
Gross Yards	4307	3936
Att./Completions	580/334	502/297
Completion Pct.	57.6	59.2
Had Intercepted	12	10
PUNTS/AVERAGE	86/44.6	73/43.4
NET PUNTING AVG.	36.6	37.1
PENALTIES/YARDS	98/944	98/921
FUMBLES/BALL LOST	29/15	22/8
TOUCHDOWNS	40	55
Rushing	13	26
Passing	25	26
Returns	2	3

SCORE BY PERIODS	1	2	3	4	OT	PTS
BRONCOS	69	77	78	120	0	344
OPPONENTS	85	143	104	139	0	471

SCORING	TD	Ru	Pa	Ret	PAT	FG	S	PTS
Prater	0	0	0	0	28/29	16/18	0	76
Lloyd	11	0	11	0	0/0	0/0	0	66
Moreno	8	5	3	0	0/0	0/0	0	48
Tebow	6	6	0	0	0/0	0/0	0	36
Hauschka	0	0	0	0	10/10	6/7	0	28
Buckhalter	4	2	2	0	0/0	0/0	0	24
Royal	3	0	3	0	0/0	0/0	0	18
Gaffney	2	0	2	0	0/0	0/0	0	12
Thomas	2	0	2	0	0/0	0/0	0	12
Hunter	1	0	0	1	0/0	0/0	0	6
Larsen	1	0	1	0	0/0	0/0	0	6
Vaughn	1	0	0	1	0/0	0/0	0	6
Decker	1	0	1	0	0/0	0/0	0	6
BRONCOS	40	13	25	2	38/39	22/25	0	344
OPPONENTS	55	26	26	3	52/53	29/36	0	471

2-PT. CONVERSIONS: BRONCOS 0-1, OPPONENTS 0-2

SACKS: D. Williams 5.5, Haggan 5.0, Hunter 3.0, Dawkins 2.0, Vickerson 2.0, Ayers 1.5, Woodyard 1.0, Bailey 1.0, **BRONCOS 23.0**, **OPPONENTS 40.0**

FUM/Lost: Orton 4/4, Royal 4/2, Moreno 3/2, Thomas 3/2, Buckhalter 1/1, Thompson 3/1, Walton 1/1, Decker 3/1, Cox 1/1

INTERCEPTIONS	No.	Yds.	Avg.	Long	TD
Hill	2	67	33.5	36	0
Thompson	2	20	10.0	18	0
Bailey	2	0	—	0	0
Cox	1	15	15.0	15	0
Hunter	1	14	14.0	14	0
Vickerson	1	4	4.0	4	0
Dawkins	1	-2	-2.0	-2	0
BRONCOS	10	118	11.8	36	0
OPPONENTS	12	255	21.3	44	1

PUNTING	No.	Yds.	Avg.	Net	TB	In20	Long	B
Colquitt	86	3835	44.6	36.6	7	19	63	0
BRONCOS	86	3835	44.6	36.6	7	19	63	0
OPPONENTS	73	3169	43.4	37.1	7	27	61	0

PUNT RETURNS	No.	FC	Yds.	Avg.	Long	TD
Royal	25	12	298	11.9	33	0
Thompson	3	2	18	6.0	10	0
Cox	3	1	7	2.3	4	0
BRONCOS	31	15	323	10.4	33	0
OPPONENTS	50	17	550	11	63	0

KICKOFF RETURNS	No.	Yds.	Avg.	Long	TD
Decker	22	556	25.3	51	0
D.Thomas	16	398	24.9	65	0
Cox	9	172	19.1	30	0
Royal	5	107	21.4	33	0
Larsen	3	44	14.7	19	0
Vaughn	2	125	62.5	97t	1
Ball	2	33	16.5	18	0
BRONCOS	59	1435	24.3	97t	1
OPPONENTS	51	1259	24.7	98t	1

FIELD GOALS	1-19	20-29	30-39	40-49	50+
Prater	0/0	3/3	7/7	4/5	2/3
Hauschka	0/0	1/1	3/3	2/3	0/0
BRONCOS	0/0	4/4	10/10	6/8	2/3
OPPONENTS	0/0	3/3	10/11	11/13	5/9

PRATER: (54G)(20G)(25G,34G)(36G,36G,35G,36G)(38G)(59G,49N,48G)(32G)(58N)(49G,40G)(25G,41G) HAUSCHKA: (32G,40N,30G)(46G,35G,45G)(27G)(1)

OPPONENTS: (45G)(38G,33G)(35N,55G,46G)(37G)(56G)(31G)(34G,52N)(52N,40G)(52N)(28G,37G,45N,26G)(47G)(36G,48G,55G,49N,49G)(49G,35G,47G)(34G,54G,57G)(42G,45G,47G,37G,53N)

PASSING	Att.	Comp.	Yds.	Comp.%	Yds/Att.	TD	TD%	Int	Int%	Long	Sack/Lost	Rating
Orton	498	293	3653	58.8%	7.3	20	4.0%	9	1.8%	71	34/243	87.5
Tebow	82	41	654	50.0%	8.0	5	6.1%	3	3.7%	50	6/26	82.1
BRONCOS	580	334	4307	57.6%	7.4	25	4.3%	12	2.1%	71	40/269	86.8
OPPONENTS	502	297	3936	59.2%	7.8	26	5.2%	10	2.0%	73t	23/156	93.0

2010 DEFENSIVE STATS

(based on unofficial press box statistics)

	TT	UT	A	S-YDS	I-YDS	PD	FF	FR
1 D. Williams	119	94	25	5.5-28.5	0-0	9	1	1
2 Haggan	87	75	12	5-45	0-0	1	2	1
3 Dawkins	66	55	11	2-12	1-2	5	2	0
4 Hill	63	54	9	0-0	2-67	4	1	1
5 Hunter	58	47	11	3-30	1-14	2	1	2
6 Cox	55	54	1	0-0	1-15	14	2	0
7 Jones	51	43	8	0-0	0-0	3	0	0
8 J. Williams	47	31	16	0-0	0-0	1	0	0
9 Bailey	45	41	4	1-9	2-0	13	0	0
10 Vickerson	42	33	9	2-4	1-4	3	1	0
11 Ayers	39	32	7	1.5-6.5	0-0	1	0	0
12 M. Thomas	36	30	6	1-3	0-0	1	0	0
13 Bannan	35	25	10	1-8	0-0	4	1	0
14 Mays	31	26	5	0-0	0-0	1	0	0
15 Woodyard	23	20	3	1-10	0-0	0	0	0
16 Fields	22	14	8	0-0	0-0	0	0	0
17 McBean	18	12	6	0-0	0-0	0	0	1
18 Goodman	17	17	0	0-0	0-0	8	0	0
19 McBath	15	15	0	0-0	0-0	1	0	0
20 Bruton	14	12	2	0-0	0-0	1	0	0
21 Thompson	10	7	3	0-0	2-20	4	0	0
22 Moss	3	2	1	0-0	0-0	0	0	0
23 Vaughn	3	3	0	0-0	0-0	0	0	0
24 McCarthy	2	1	0	0-0	0-0	0	0	0
25 Alexander	1	1	0	0-0	0-0	1	0	0
Royal	1	1	0	0-0	0-0	0	0	0
TOTALS	904	746	158	23-156	10-118	77	12	6

2010 GAMES STARTED

OFFENSE		DEFENSE	
QB Orton, Kyle	13	DL Bannan, Justin	16
QB Tebow, Tim	3	DE McBean, Ryan	4
RB Maroney, Laurence	3	DE Vickerson, Kevin	12
RB Moreno, Knowshon	13	DL Thomas, Marcus	2
FB Larsen, Spencer	5	NT Williams, Jamal	16
WR Gaffney, Jabar	11	ILB Mays, Joe	4
WR Lloyd, Brandon	11	ILB Williams, D.J.	15
WR Royal, Eddie	10	ILB Woodyard, Wesley	3
WR Thomas, Demaryius	2	LB Haggan, Mario	16
TE Graham, Daniel	16	OLB Ayers, Robert	10
TE/FB Gronkowski, Dan	4	OLB Hunter, Jason	12
TE Quinn, Richard	4	CB Bailey, Champ	15
C Walton, J.D.	16	CB Cox, Perrish	9
T Clady, Ryan	16	CB Goodman, André	8
T Harris, Ryan	10	DB Jones, Nate	3
G/T Beadles, Zane	14	S Bruton, David	2
G Daniels, Stanley	4	S Dawkins, Brian	11
G/TE Hochstein, Russ	6	S Hill, Renaldo	16
K Kuper, Chris	15	S McBath, Darcel	1

2010 COACHES

Josh McDaniels (Head Coach - First 12 Gms.), **Don Martindale** (Defensive Coordinator), **Mike McCoy** (Offensive Coordinator), **Mike Priefer** (Special Teams Coordinator), **Brian Aulerman** (Defensive Assistant), **Clancy Barone** (Offensive Line), **Keith Burns** (Assistant Special Teams), **Brian Callahan** (Coaching Assistant), **Ed Donatelli** (Secondary), **Adam Gase** (Wide Receivers), **Ben Ligschiesky** (Tight Ends), **Justin Lovett** (Strength & Conditioning Assistant), **Ben McDaniels** (Quarterbacks), **Wayne Nunneley** (Defensive Line), **Roman Phifer** (Assistant Linebackers), **Jay Rodgers** (Coaching Assistant), **Greg Saporta** (Strength & Conditioning Assistant), **Eric Stutesville** (Running Backs / Head Coach - Final 4 Gms.), **Mark Thewes** (V.P. of Team Admin./Asst. to Head Coach), **Rich Tulen** (Strength & Conditioning), **Bob Wylie** (Assistant Offensive Line).

2010 LEADERS / RANKINGS

INDIVIDUAL	PLAYER	NO.	AFC RANK	NFL RANK	NFL LEADER	NO.
Points	Prater	76	13	28	Akers (PHI)	143
Rushing Yards	Moreno	779	14	24	Foster (HOU)	1,616
Passing Yards	Orton	3,653	6	10	Rivers (SD)	4,710
Passer Rating	Orton	87.5	9	15	Brady (NE)	111.0
Receiving Yards	Lloyd	1,448	1	1	Lloyd (DEN)	1,448
Receptions	Lloyd	77	7	151	White (ATL)	115
Interceptions	Bailey/Hill/Thompson	2	241	581	Reed (BAL)	8
Sacks	D. Williams	5.5	221	491	Ware (DAL)	15.5
OFFENSE	NO.	AFC RANK	NFL RANK	NFL LEADER	NO.	
Points Per Game	21.5	12	19	New England	32.4	
Total Yards Per Game	348.9	8	13	San Diego	395.6	
Yards Per Play	5.5	6	12	San Diego	6.1	
Rushing Yards Per Game	96.5	14	26	Kansas City	164.2	
Net Passing Yards Per Game	252.4	4	7	Indianapolis	288.1	
DEFENSE	NO.	AFC RANK	NFL RANK	NFL LEADER	NO.	
Points Per Game	29.4	16	32	Pittsburgh	14.5	
Total Yards Per Game	390.8	16	32	San Diego	271.6	
Yards Per Play	5.9	14	29	Pittsburgh	4.6	
Rushing Yards Per Game	154.6	15	31	Pittsburgh	62.8	
Net Passing Yards Per Game	236.3	12	25	San Diego	177.8	

2010 KEY AWARDS

Pro Bowl (2): CB Champ Bailey, WR Brandon Lloyd. **AP All-Pro (1):** WR Brandon Lloyd (second team).

2010 NFL STANDINGS

AFC EAST

Team	W	L	T	Pct	PF	PA
*yz-New England	11	2	0	.875	518	313
x-New York Jets	14	5	0	.688	367	304
Miami	7	9	0	.438	273	333
Buffalo	4	12	0	.250	283	425

AFC NORTH

Team	W	L	T	Pct	PF	PA
yz-Pittsburgh	12	4	0	.750	375	232
x-Baltimore	12	4	0	.750	357	270
Cleveland	5	11	0	.313	271	332
Cincinnati	4	12	0	.250	322	395

AFC SOUTH

Team	W	L	T	Pct	PF	PA
y-Indianapolis	10	6	0	.625	435	388
Jacksonville	8	8	0	.500	353	419
Houston	6	10	0	.375	390	427
Tennessee	6	10	0	.375	356	339

AFC WEST

Team	W	L	T	Pct	PF	PA
y-Kansas City	10	6	0	.625	366	326
San Diego	9	7	0	.563	441	322
Oakland	8	8	0	.500	410	371
Denver	4	12	0	.250	344	471

NFC EAST

Team	W	L	T	Pct	PF	PA
y-Philadelphia	10	6	0	.625	439	377
New York Giants	10	6	0	.625	394	347
Dallas	6	10	0	.375	394	436
Washington	6	10	0	.375	302	377

NFC NORTH

Team	W	L	T	Pct	PF	PA
yz-Chicago	11	5	0	.688	334	286
x-Green Bay	10	6	0	.625	388	240
Detroit	6	10	0	.375	362	369
Minnesota	6	10	0	.375	281	348

NFC SOUTH

Team	W	L	T	Pct	PF	PA
*yz-Atlanta	13	3	0	.813	414	288
x-New Orleans	11	5	0	.688	384	307
Tampa Bay	10	6	0	.625	341	317
Carolina	2	14	0	.125	196	408

NFC WEST

Team	W	L	T	Pct	PF	PA
y-Seattle	7	9	0	.438	310	407
St. Louis	7	9	0	.438	289	328
San Francisco	6	10	0	.375	305	346
Arizona	5	11	0	.313	289	434

x - Playoffs; y - Division Title; z - First-round Bye; * - Home-field Advantage

WILD CARD PLAYOFF GAMES

- 1/8 - Seattle 41, at New Orleans 36
- 1/8 - New York Jets 17, at Indianapolis 16
- 1/9 - Green Bay 21, at Philadelphia 16

DIVISIONAL PLAYOFF GAMES

- 1/15 - at Pittsburgh 31, Baltimore 24
- 1/15 - Green Bay 48, at Atlanta 21
- 1/16 - at Chicago 35, Seattle 24
- 1/16 - New York Jets 28, at New England 21

CONFERENCE CHAMPIONSHIPS

- 1/23 - Green Bay 21, at Chicago 14
- 1/23 - at Pittsburgh 24, New York Jets 19

SUPER BOWL XLV (North Texas)

- 2/6 - Green Bay 31, Pittsburgh 25

2009 FINAL STATISTICS (8-8)

Head Coach: Josh McDaniels AFC West: 2nd Home Stadium: INVESCO Field at Mile High

Date	W-L	Score	Opponent	Attendance	RUSHING	No.	Yds.	Avg.	Long	TD
Sept 13	W	12-7	at Cincinnati	62,831	Moreno	247	947	3.8	36	7
Sept 20	W	27-6	Cleveland	73,931	Buckhalter	120	642	5.4	45t	1
Sept 27	W	23-3	at Oakland	45,602	Jordan	25	86	3.4	13	0
Oct 4	W	17-10	Dallas	76,440	Orton	24	71	3.0	13	0
Oct 11	W	20-17	New England (OT)	76,011	Hillis	13	54	4.2	13	1
Oct 19	W	34-23	at San Diego	68,615	Marshall	7	39	5.6	14	0
Nov 1	L	7-30	at Baltimore	71,132	Royal	1	1	1.0	1	0
Nov 9	L	10-28	Pittsburgh	76,716	Sims	3	-4	-1.3	-1	0
Nov 15	L	17-27	at Washington	85,247	BRONCOS	440	1836	4.2	45t	9
Nov 22	L	3-32	San Diego	74,707	OPPONENTS	458	2059	4.5	56t	11
Nov 26	W	26-6	New York Giants	74,896	RECEIVING	No.	Yds.	Avg.	Long	TD
Dec 6	W	44-13	at Kansas City	68,912	Marshall	101	1120	11.1	75t	10
Dec 13	L	16-28	at Indianapolis	67,248	Gaffney	54	732	13.6	49	2
Dec 20	L	19-20	Oakland	74,502	Royal	37	345	9.3	20	0
Dec 27	L	27-30	at Philadelphia	69,144	Scheffler	31	416	13.4	52	2
Jan 3	L	24-44	Kansas City	73,725	Buckhalter	31	240	7.7	30	0

TEAM STATISTICS	Den	Opp
TOTAL FIRST DOWNS	306	290
Rushing	95	99
Passing	186	167
Penalty	25	24
3RD DOWN: MADE/ATT	78/215	81/218
3rd Down Pct.	36.3	37.2
4TH DOWN: MADE/ATT	7/18	8/16
4th Down Pct.	38.9	50.0
POSSESSION AVG.	30:03	29:57
TOTAL NET YARDS	5463	5040
Avg. Per Game	341.4	315.0
Total Plays	1032	1007
Avg. Per Play	5.3	5.0
NET YARDS RUSHING	1836	2059
Avg. Per Game	114.8	128.7
Total Rushes	440	458
NET YARDS PASSING	3627	2981
Avg. Per Game	226.7	186.3
Sacked/Yards Lost	34/198	39/241
Gross Yards	3825	3222
Att./Completions	558/341	510/298
Completion Pct.	61.1	58.4
Had Intercepted	13	17
PUNTS/AVERAGE	78/43.4	76/46.3
NET PUNTING AVG.	78/36.7	76/40.0
PENALTIES/YARDS	93/800	78/726
FUMBLES/BALL LOST	15/10	30/13
TOUCHDOWNS	34	34
Rushing	9	11
Passing	21	18
Returns	4	5

SCORE BY PERIODS	1	2	3	4	OT	PTS
BRONCOS	57	80	101	85	3	326
OPPONENTS	84	82	57	101	0	324

SCORING	TD	Ru	Pa	Ret	PAT	FG	S	PTS
Prater	0	0	0	0	32/32	30/35	0	122
Marshall	10	0	10	0	0	0	0	60
Moreno	9	7	2	0	0	0	0	54
Stokley	4	0	4	0	0	0	0	24
Gaffney	2	0	2	0	0	0	0	12
Royal	2	0	0	2	0	0	0	12
Scheffler	2	0	2	0	0	0	0	12
Ayers	1	0	0	1	0	0	0	6
Buckhalter	1	1	0	0	0	0	0	6
Goodman	1	0	0	1	0	0	0	6
Graham	1	0	1	0	0	0	0	6
Hillis	1	1	0	0	0	0	0	6
BRONCOS	34	9	21	4	32/32	30/35	0	326
OPPONENTS	34	11	18	5	33/34	29/31	0	324

2-PT. CONVERSIONS: BRONCOS 0-2, OPPONENTS 0-0

SACKS: Dumervil 17, Holliday 5, Reid 4, Davis 3.5, D. Williams 3.5, Hill 2, Goodman 1, Haggan 1, Peterson 1, L. Smith 1, **BRONCOS 39.0, OPPONENTS 34.0**

FUM/Lost: Moreno 4/4, Orton 4/2, Buckhalter 3/2, Hillis 1/1, Polumbus 1/0, Royal 1/0, Simms 1/1

PASSING	Att.	Comp.	Yds.	Comp.%	Yds/Att.	TD	TD%	Int	Int%	Long	Sack/Lost	Rating
Orton	541	336	3802	62.1	7.03	21	3.9	12	2.2	87t	29/159	86.8
Simms	17	5	23	29.4	1.35	0	0.0	1	5.9	7	5/39	15.1
BRONCOS	558	341	3825	61.1	6.85	21	3.8	13	2.3	87t	34/198	84.4
OPPONENTS	510	298	3222	58.4	6.32	18	3.5	17	3.3	53	39/241	75.0

RECEIVING	No.	Yds.	Avg.	Long	TD
Marshall	101	1120	11.1	75t	10
Gaffney	54	732	13.6	49	2
Royal	37	345	9.3	20	0
Scheffler	31	416	13.4	52	2
Buckhalter	31	240	7.7	30	0
Graham	28	289	10.3	24	1
Moreno	28	213	7.6	27	2
Stokley	19	327	17.2	87t	4
Lloyd	8	117	14.6	44	0
Hillis	4	19	4.8	6	0
Kuper	0	*7	—	7	0
BRONCOS	341	3825	11.2	87t	21
OPPONENTS	298	3222	10.8	87t	18

*receiving yardage gained by lateral

INTERCEPTIONS	No.	Yds.	Avg.	Long	TD
Goodman	5	65	13.0	30	0
Bailey	3	18	6.0	11	0
McBath	2	28	14.0	25	0
Hill	2	18	9.0	18	0
Dawkins	2	0	0.0	0	0
Law	1	37	37.0	37	0
Scheffler	1	5	5.0	5	0
Woodyard	1	0	0.0	0	0
BRONCOS	17	171	10.1	37	0
OPPONENTS	13	237	18.2	60t	3

PUNTING	No.	Yds.	Avg.	Net	TB	In20	Long	B
Berger	51	2142	42.0	37.9	2	13	65	0
Kern TM	27	1245	46.1	34.5	6	9	64	0
BRONCOS	78	3387	43.4	36.7	8	22	65	0
OPPONENTS	76	3520	46.3	40.0	3	27	65	0

PUNT RETURNS	No.	FC	Yds.	Avg.	Long	TD
Royal	30	13	335	11.2	71t	1
A. Smith	10	3	47	4.7	21	0
McKinley	3	0	32	10.7	14	0
Hill	1	0	0	0.0	0	0
Barrett	0	0	5	—	5	0
BRONCOS	44	16	419	9.5	71t	1
OPPONENTS	36	16	363	10.1	77t	1

KICKOFF RETURNS	No.	Yds.	Avg.	Long	TD
Royal	26	621	23.9	93t	1
Buckhalter	8	184	23.0	41	0
McKinley	7	158	22.6	30	0
Hillis	6	134	22.3	24	0
A. Smith	4	75	18.8	23	0
Hochstein	1	6	6.0	6	0
Jordan	1	6	6.0	6	0
Larsen	1	13	13.0	13	0
Polumbus	1	0	0.0	0	0
Quinn	1	19	19.0	19	0
Thomas	1	1	1.0	1	0
BRONCOS	57	1217	21.4	93t	1
OPPONENTS	49	1115	22.8	95t	1

FIELD GOALS	1-19	20-29	30-39	40-49	50+
Prater	0/0	14/14	6/8	8/10	2/3
BRONCOS	0/0	14/14	6/8	8/10	2/3
OPPONENTS	1/1	8/8	7/7	9/10	4/5

PRATER: (48G,50G)(23G,39N,38G,37N)(48G,21G,24G) (28G)

(48N,24G,41G)(34G,54N,29G)(140G)(24G)(23G) (26G,32G,47G,24G)

(44G,38G,37G)(42N,28G)(23G,43G, 51G,21G)(33G,46G)(25G)

OPPONENTS: (1)(22G,47G)(48G)(49G)(53G,40N)(20G,44G,50G, 55N)

(43G,35G,31G)(1)(30G,35G)(28G,47G,28G,19G) (39G,52G) (22G,47G) (1)

(54G,28G)(39G,45G,28G)(20G, 36G,47G)

2009 DEFENSIVE STATS

(based on unofficial press box statistics)

	TT	UT	A	S-YDS	I-YDS	PD	FF	FR
1 D. Williams	122	100	22	3.5-25	0-0	7	3	2
2 Dawkins	116	95	21	0-0	2-0	10	1	3
3 Davis	90	67	23	3.5-27	0-0	3	0	0
4 Bailey	72	62	10	0-0	3-18	15	1	0
5 Hill	59	44	15	2-8	2-18	6	1	0
6 Haggan	55	45	10	1-10	0-0	1	3	0
7 Dumervil	49	42	7	17-88.5	0-0	4	3	1
8 Goodman	43	39	4	1-7	5-65	17	0	1
9 Peterson	40	26	14	1-13	0-0	0	1	0
10 Fields	37	22	15	0-0	0-0	0	0	0
11 Woodyard	35	25	10	0-0	1-0	2	1	0
12 Holliday	33	24	9	5-32	0-0	0	2	1
13 McBean	25	18	7	0-0	0-0	0	0	0
14 Ayers	18	13	5	0-0	0-0	2	0	1
15 McBath	15	13	2	0-0	2-28	3	0	0
Thomas	15	9	6	0-0	0-0	0	0	0
17 Reid	14	9	5	4-28.5	0-0	2	1	2
18 J. Williams	12	12	0	0-0	0-0	3	0	0
19 A. Smith	11	7	4	0-0	0-0	3	0	0
20 Law	10	9	1	0-0	1-37	1	0	0
L. Smith	10	9	1	1-2	0-0	1	0	0
22 Bruton	5	4	1	0-0	0-0	1	0	0
23 Team	3	3	0	0-0	0-0	0	0	0
24 Barrett	2	2	0	0-0	0-0	0	0	0
25 Carter	1	1	0	0-0	0-0	1	0	1
Jordan	1	1	0	0-0	0-0	0	0	0
27 Moss	0	0	0	0-0	0-0	1	0	0
Scheffler	0	0	0	0-0	1-5	1	0	0
TOTALS	893	701	192	39-241	17-171	84	17	12

2009 GAMES STARTED

OFFENSE		DEFENSE	
QB Orton, Kyle	15	DE Ayers, Robert	1
QB Simms, Chris	1	DE Holliday, Vonnie	1
RB Buckhalter, Correll	7	DE Peterson, Kenny	14
RB Moreno, Knowshon	9	DE Smith, Le Kevin	2
FB Hillis, Peyton	2	DL McBean, Ryan	14
WR Larsen, Spencer	1	NT Fields, Ronald	16
WR Gaffney, Jabar	7	LB Davis, Andre	13
WR Lloyd, Brandon	1	LB Dumervil, Elvis	14
WR Marshall, Brandon	13	LB Haggan, Mario	16
WR Royal, Eddie	12	LB Williams, D.J.	16
WR Stokley, Brandon	2	CB Bailey, Champ	16
WR Willis, Matthew	1	CB Carter, Tony	1
TE Gorin, Brandon	1	CB Goodman, André	16
TE Graham, Daniel	14	T Harris, Ryan	2
TE Scheffler, Tony	9	CB Law, Ty	2
C Wiegmann, Casey	16	S Bruton, David	1
T Clady, Ryan	16	S Dawkins, Brian	16
T Harris, Ryan	8	S Hill, Renaldo	15
T Polumbus, Tyler	8		
G Hamilton, Ben	8		
G/TE Hochstein, Russ	10		
G Kuper, Chris	15		

2009 COACHES

Josh McDaniels (Head Coach), **Mark Thunes** (Assistant to Head Coach), **Mike McCoy** (Offensive Coordinator/Quarterbacks), **Mike Nolan** (Defensive Coordinator), **Mike Priefer** (Special Teams Coordinator), **Clancy Barone** (Tight Ends), **Rick Dennison** (Offensive Line), **Ed Donatelli** (Secondary), **Adam Gase** (Wide Receivers), **Don Martindale** (Linebackers), **Wayne Nunnally** (Defensive Line), **Greg Saporita** (Assistant Strength & Conditioning), **Bobby Turner** (Running Backs), **Rich Tuten** (Strength & Conditioning), **Roman Phifer** (Assistant Linebackers), **Keith Burns** (Coaching Assistant), **Ben McDaniels** (Coaching Assistant), **Jay Rodgers** (Coaching Assistant), **Kristi Nichols** (Assistant Coaches Secretary).

2009 LEADERS / RANKINGS

INDIVIDUAL	PLAYER	NO.	AFC RANK	NFL RANK	NFL LEADER	NO.
Points	Prater	122	31	71	Kaeding (SD)	146
Rushing Yards	Moreno	947	10	16	Johnson (TEN)	2,006
Passing Yards	Orton	3,802	6	11	Schubert (HOU)	4,770
Passer Rating	Orton	86.8	7	14	Brees (NO)	109.6
Receiving Yards	Marshall	1,120	9	14	Johnson (HOU)	1,569
Receptions	Marshall	101	21	31	Weiker (NE)	123
Interceptions	Goodman	5	51	121	Four Players	9
Sacks	Dumervil	17	1	1	Dumervil (DEN)	17
OFFENSE		NO.	AFC RANK	NFL RANK	NFL LEADER	NO.
Points Per Game		20.4	10	20	New Orleans	31.9
Total Yards Per Game		341.4	8	15	New Orleans	403.8
Yards Per Play		5.3	9	16	Dallas	6.3
Rushing Yards Per Game		114.8	11	18	New York Jets	172.3
Net Passing Yards Per Game		226.7	6	13	Houston	290.9
DEFENSE		NO.	AFC RANK	NFL RANK	NFL LEADER	NO.
Points Per Game		20.3	71	121	New York Jets	14.8
Total Yards Per Game		315.0	5	7	New York Jets	252.3
Yards Per Play		5.0	4	7	New York Jets	4.2
Rushing Yards Per Game		128.7	12	26	Green Bay	83.3
Net Passing Yards Per Game		186.3	3	3	New York Jets	153.7

2009 KEY AWARDS

Pro Bowl (5): CB Champ Bailey, T Ryan Clady, S Brian Dawkins, LB Elvis Dumervil, WR Brandon Marshall. **AP All-Pro (3):** T Ryan Clady (first team), S Brian Dawkins (second team), LB Elvis Dumervil (first team). **NFL Alumni Pass Rusher of the Year:** LB Elvis Dumervil.

2009 NFL STANDINGS

AFC EAST

Team	W	L	T	Pct	PF	PA
y-New England	10	6	0	.625	427	285
x-New York Jets	9	7	0	.563	348	236
Miami	7	9	0	.438	360	390
Buffalo	6	10	0	.375	258	326

AFC NORTH

Team	W	L	T	Pct	PF	PA
y-Cincinnati	10	6	0	.625	305	291
x-Baltimore	9	7	0	.563	391	261
Pittsburgh	9	7	0	.563	368	324
Cleveland	5	11	0	.313	245	375

AFC SOUTH

Team	W	L	T	Pct	PF	PA
*yz-Indianapolis	14	2	0	.875	416	307
Houston	9	7	0	.563	388	333
Tennessee	8	8	0	.500	354	402
Jacksonville	7	9	0	.438	290	380

AFC WEST

Team	W	L	T	Pct	PF	PA
yz-San Diego	13	3	0	.813	454	320
Denver	8	8	0	.500	326	324
Oakland	5	11	0	.313	197	379
Kansas City	4	12	0	.250	294	424

NFC EAST

Team	W	L	T	Pct	PF	PA
y-Dallas	11	5	0	.688	361	250
x-Philadelphia	11	5	0	.688	429	337
New York Giants	8	8	0	.500	402	427
Washington	4	12	0	.250	266	336

NFC NORTH

Team	W	L	T	Pct	PF	PA
yz-Minnesota	12	4	0	.750	470	312
x-Green Bay	11	5	0	.688	461	297
Chicago	7	9	0	.438	327	375
Detroit	2	14	0	.125	262	494

NFC SOUTH

Team	W	L	T	Pct	PF	PA
*yz-New Orleans	13	3	0	.813	510	341
Atlanta	9	7	0	.563	363	325
Carolina	8	8	0	.500	315	308
Tampa Bay	3	13	0	.188	244	400

NFC WEST

Team	W	L	T	Pct	PF	PA
y-Arizona	10	6	0	.625	375	325
San Francisco	8	8	0	.500	330	281
Seattle	5	11	0	.313	280	390
St. Louis	1	15	0	.063	175	436

x - Playoffs; y - Division Title; z - First-round Bye; * - Home-field Advantage

WILD CARD PLAYOFF GAMES

1/9 - New York Jets 24, at Cincinnati 14
1/9 - at Dallas 34, Philadelphia 14
1/10 - Baltimore 33, at New England 14
1/10 - at Arizona 51, Green Bay 45 (OT)

DIVISIONAL PLAYOFF GAMES

1/16 - at New Orleans 45, Arizona 14
1/16 - at Indianapolis 20, Baltimore 3
1/17 - at Minnesota 34, Dallas 3
1/17 - New York Jets 17, at San Diego 14

CONFERENCE CHAMPIONSHIPS

1/24 - at Indianapolis 30, New York Jets 17
1/24 - at New Orleans 31, Minnesota 28 (OT)

SUPER BOWL XLIV (South Florida)

2/7 - New Orleans 31, Indianapolis 17

2008 FINAL STATISTICS (8-8)

Head Coach: Mike Shanahan AFC West: 2nd Home Stadium: INVESCO Field at Mile High

Date	W-L	Score	Opponent	Attendance	RUSHING	No.	Yds.	Avg.	Long	TD
Sept 8	W	41-14	at Oakland	62,762	Hillis	68	343	5.0	19	5
Sept 14	W	39-38	San Diego	75,915	Pittman	76	320	4.2	20	4
Sept 21	W	34-32	New Orleans	75,713	Young	61	303	5.0	49	1
Sept 28	L	19-33	at Kansas City	74,623	T. Bell	44	249	5.7	37t	2
Oct 5	W	16-13	Tampa Bay	75,480	Cutler	57	200	3.5	18	2
Oct 12	L	17-24	Jacksonville	75,674	Hall	35	144	4.1	16	0
Oct 20	L	7-41	at New England	68,756	Pope	17	130	7.6	24	0
Nov 2	L	17-26	Miami	75,499	Royal	11	109	9.9	71	0
Nov 6	W	34-30	at Cleveland	73,141	Torain	15	69	4.6	19	1
Nov 16	W	24-20	at Atlanta	64,358	Scheffler	1	-1	-1.0	-1	0
Nov 23	L	10-31	Oakland	76,067	Marshall	2	-4	-2.0	7	0
Nov 30	W	34-17	at New York Jets	78,809	BRONCOS	387	1862	4.8	71	15
Dec 7	W	24-17	Kansas City	75,187	OPPONENTS	469	2337	5.0	65	26
Dec 14	L	10-30	at Carolina	73,690	RECEIVING	No.	Yds.	Avg.	Long	TD
Dec 21	L	23-30	Buffalo	74,539	Marshall	104	1265	12.2	47	6
Dec 28	L	21-52	at San Diego	69,131	Royal	91	980	10.8	93t	5

TEAM STATISTICS	Den	Opp
TOTAL FIRST DOWNS	354	327
Rushing	103	122
Passing	223	186
Penalty	28	19
3RD DOWN: MADE/ATT	95/200	89/202
3rd Down Pct.	47.5	44.1
4TH DOWN: MADE/ATT	4/10	10/18
4th Down Pct.	40.0	55.6
POSSESSION AVG.	28:44	31:16
TOTAL NET YARDS	6333	5993
Avg. Per Game	395.8	374.6
Total Plays	1019	990
Avg. Per Play	6.2	6.1
NET YARDS RUSHING	1862	2337
Avg. Per Game	116.4	146.1
Total Rushes	387	469
NET YARDS PASSING	4471	3656
Avg. Per Game	279.4	228.5
Sacked/Yards Lost	12/74	26/141
Gross Yards	4545	3797
Att./Completions	620/386	495/333
Completion Pct.	62.3	67.3
Had Intercepted	18	6
PUNTS/AVERAGE	46/46.7	52/46.4
NET PUNTING AVG.	46/37.8	52/39.6
PENALTIES/YARDS	77/739	83/738
FUMBLES/BALL LOST	18/12	15/7
TOUCHDOWNS	42	50
Rushing	15	26
Passing	25	20
Returns	2	4

SCORE BY PERIODS	1	2	3	4	OT	PTS
BRONCOS	106	86	70	108	0	370
OPPONENTS	84	145	88	131	0	448

SCORING	TD	Ru	Pa	Ret	PAT	FG	S	PTS
Prater	0	0	0	0	39/40	25/34	0	114
Hillis	6	5	1	0	0	0	0	36
Marshall	6	0	6	0	0	0	0	36
Royal	5	0	5	0	0	0	0	32
Graham	4	0	4	0	0	0	0	24
Pittman	4	4	0	0	0	0	0	24
Scheffler	3	0	3	0	0	0	0	18
Stokley	3	0	3	0	0	0	0	18
Cutler	2	2	0	0	0	0	0	14
T. Bell	2	2	0	0	0	0	0	12
Fox	1	0	0	1	0	0	0	6
D. Jackson	1	0	0	0	0	0	0	6
N. Jackson	1	0	1	0	0	0	0	6
Pope	1	0	1	0	0	0	0	6
Torain	1	1	0	0	0	0	0	6
Webster	1	0	0	1	0	0	0	6
Young	1	1	0	0	0	0	0	6
BRONCOS	42	15	25	2	39/40	25/34	0	370
OPPONENTS	50	26	20	4	48/48	32/35	1	448

2-PT. CONVERSIONS: Cutler, Royal, **BRONCOS 2-2, OPPONENTS 1-2**

SACKS: Dumervil 5, Ekuban 5, Peterson 3, Moss 2.5, D. Williams 2.5, Webster 2, Robertson 1.5, C. Bailey 1, Engelberger 1, Haggan 1, (group) 1, Winborn 0.5, **BRONCOS 26.0, OPPONENTS 12.0**

FUM/Lost: Cutler 5/2, Marshall 4/3, Hall 2/2, Royal 2/1, C. Jackson 1/0, Ramsey 1/1, Scheffler 1/1, Thomas 1/1, Young 1/1

PASSING	Att.	Comp.	Yds.	Comp.%	Yds/Att.	TD	TD%	Int	Int%	Long	Sack/Lost	Rating
Cutler	616	384	4526	62.3	7.35	25	4.1	18	2.9	93t	11/69	86.0
Ramsey	3	2	19	66.7	6.33	0	0.0	0	0.0	10	1/5	84.0
Royal	1	0	0	0.0	0.00	0	0.0	0	0.0	—	0/0	39.6
BRONCOS	620	386	4545	62.3	7.33	25	4.0	18	2.9	93t	12/74	85.9
OPPONENTS	495	333	3797	67.3	7.67	20	4.0	6	1.2	74	26/141	98.5

RECEIVING	No.	Yds.	Avg.	Long	TD
Marshall	104	1265	12.2	47	6
Royal	91	980	10.8	93t	5
Stokley	49	528	10.8	36t	3
Scheffler	40	645	16.1	72	3
Graham	32	389	12.2	28t	4
Hillis	14	179	12.8	47	1
D. Jackson	12	190	15.8	48t	1
N. Jackson	11	84	7.6	19	1
Pittman	10	112	11.2	40	0
T. Bell	10	57	5.7	12	0
Martinez	3	32	10.7	12	0
Hall	3	25	8.3	11	0
Pope	3	24	8.0	16	1
Young	3	16	5.3	8	0
C. Jackson	1	19	19.0	19	0
BRONCOS	386	4545	11.8	93t	25
OPPONENTS	333	3797	11.4	74	20

INTERCEPTIONS	No.	Yds.	Avg.	Long	TD
Bly	2	5	2.5	5	0
Barrett	1	34	34.0	34	0
Paymah	1	13	13.0	13	0
Thomas	1	11	11.0	11	0
C. Bailey	1	0	0.0	0	0
BRONCOS	6	63	10.5	34	0
OPPONENTS	18	153	8.5	32t	2

PUNTING	No.	Yds.	Avg.	Net	TB	In20	Long	B
Kern	46	2150	46.7	37.8	4	13	64	0
BRONCOS	46	2150	46.7	37.8	4	13	64	0
OPPONENTS	52	2413	46.4	39.6	8	22	71	0

PUNT RETURNS	No.	FC	Yds.	Avg.	Long	TD
Royal	14	10	140	10.0	36	0
Martinez	5	0	56	11.2	27	0
Haggan	1	0	0	0.0	0	0
BRONCOS	20	10	196	9.8	36	0
OPPONENTS	28	6	330	11.8	89t	1

KICKOFF RETURNS	No.	Yds.	Avg.	Long	TD
Royal	23	600	26.1	95	0
Hall	21	469	22.3	28	0
C. Jackson	8	162	20.3	24	0
Young	8	176	22.0	31	0
Hillis	4	65	16.3	25	0
Russell	2	44	22.0	25	0
T. Bell	1	8	8.0	8	0
Engelberger	1	9	9.0	9	0
Martinez	1	0	0.0	0	0
Mustard	1	17	17.0	17	0
Putzier LG	1	0	0.0	0	0
Putzier TM	1	0	0.0	0	0
BRONCOS	71	1550	21.8	95	0
OPPONENTS	63	1554	24.7	103t	1

FIELD GOALS	1-19	20-29	30-39	40-49	50+
Prater	0/0	7/8	8/9	5/11	5/6
BRONCOS	0/0	7/8	8/9	5/11	5/6
OPPONENTS	0/0	10/10	10/10	11/13	1/2

PRATER: (26G,43G)(52G)(27G,34G)(28N,56G,51G,22G,33G)(55G,40G,27G)(39G)(1)(50G,49N)(38N,35G,30G)(49N,20G)(47N,44G,43N)(25G,35G)(33G,48N)(43G,47N)(23G,30G,54N,43G)(1)

OPPONENTS: (1)(34G,21G,28G)(43G,51N,43N)(23G,21G,48N,43G,33G)(33G,31G)(48G)(31G,40G)(45G,47G,23G,41G)(24G,52G,33G)(46G,36G)(26G)(30G)(26G)(39G,44G,42G)(37G,49G,28G)(28G)

2008 DEFENSIVE STATS

(based on coaches' film review)

	TT	UT	A	S-YDS	I-YDS	PD	FF	FR
1 Winborn	117	84	33	0.5-2.5	0-0	10	0	0
2 D. Williams	103	83	19	2.5-3.9	0-0	1	0	1
3 Webster	90	71	19	2-9	0-0	5	1	1
4 Manuel	87	68	19	0-0	0-0	7	0	0
5 Bly	77	63	14	0-0	2-5	8	1	0
6 Thomas	57	35	22	0-0	1-11	1	0	0
7 B. Bailey	56	45	11	1-5	0-0	4	3	0
8 Woodyard	44	30	14	0-0	0-0	0	1	1
9 Engelberger	51	34	17	1-1	0-0	0	1	0
10 Ekuban	49	39	10	5-34	0-0	1	0	1
11 Robertson	45	24	21	1.5-3.5	0-0	0	1	0
12 B. Bailey	44	33	11	0-0	0-0	0	1	1
13 Dumervil	44	30	14	5-9	0-0	0	0	0
14 J. Bell	43	36	7	0-0	0-0	4	0	0
15 Peterson	39	23	16	3-14	0-0	1	1	0
16 McCree	36	28	8	0-0	0-0	2	0	0
17 Paymah	29	26	3	0-0	1-13	4	0	1
18 Moss	29	16	9	2.5-13	0-0	0	0	1
19 Clements	24	10	14	0-0	0-0	1	0	0
20 Barrett	23	15	8	0-0	1-34	4	0	0
21 Lowry	21	14	7	0-0	0-0	3	0	0
22 Fox	20	13	7	0-0	0-0	0	0	1
23 Haggan	20	16	4	0-0	0-0	0	0	0
24 Larsen	19	13	2	0-0	0-0	0	0	0
25 J. Williams	19	9	0	0-0	0-0	0	0	0
26 Green	6	4	2	0-0	0-0	0	0	0
27 Rogers	6	4	2	0-0	0-0	0	0	0
28 Shaw	5	3	2	0-0	0-0	0	0	0
29 Crowder	4	2	2	0-0	0-0	0	0	0
30 Koutouvides	4	2	1	0-0	0-0	0	0	0
31 Abdullah	1	1	0	0-0	0-0	0	0	0
Team	1	1	0	1-10	0-0	0	0	0
TOTALS	1203	891	312	26-141	6-63	58	10	7

2008 GAMES STARTED

OFFENSE			DEFENSE		
QB Cutler, Jay	16		DE Dumervil, Elvis	15	
RB Bell, Tatum	3		DE Ekuban, Ebenezer	10	
RB Pittman, Michael	3		DE Engelberger, John	6	
RB Pope, P.J.	1		DT Peterson, Kenny	1	
RB Torain, Ryan	1		DT Robertson, Dewdney	15	
RB Young, Selvin	5		DT Thomas, Marcus	16	
FB/RE Hillis, Peyton	6		LB Bailey, Boss	6	
FB Larsen, Spencer	1		LB Larsen, Spencer	3	
WR Jackson, Darrell	2		LB Webster, Nate	13	
WR Marshall, Brandon	15		LB Williams, D.J.	11	
WR Royal, Eddie	15		LB Woodyard, Wesley	6	
WR Stokley, Brandon	2		CB Bailey, Joshua	9	
TE Graham, Daniel	16		CB Bly, Dre	5	
TE Jackson, Nate	3		CB Paymah, Karl	12	
TE Scheffler, Tony	7		S Barrett, Josh	3	
C Wiegmann, Casey	16		S Fox, Vernon	3	
T Clady, Ryan	16		S Lowry, Calvin	3	
T Harris, Ryan	16		S Manuel, Marquand	14	
G Hamilton, Ben	16		S McCree, Marlon	7	
G Kuper, Chris	16		S Rogers, Roderick	1	

2008 COACHES

Mike Shanahan (Head Coach), **Rick Dennison** (Offensive Coordinator/Defensive Line), **Bob Stowik** (Defensive Coordinator/Defensive Backs), **Scott O'Brien** (Special Teams Coordinator), **Steve Watson** (Associate Head Coach), **Joe Baker** (Offensive Assistant), **Jeremy Bates** (Quarterbacks), **Ronnie Bradford** (Defensive Backs), **Jacob Burney** (Defensive Line), **Keith Burns** (Special Teams Assistant), **Dwayne Chandler** (Assistant Strength & Conditioning), **Jedd Fisch** (Wide Receivers), **Charlie Jackson** (Defensive Assistant), **Bill Johnson** (Defensive Line), **Pat McPherson** (Tight Ends), **Jim Ryan** (Linebackers), **Greg Saporta** (Assistant Strength & Conditioning), **Ryan Stowik** (Assistant Defensive Backs), **Bobby Turner** (Running Backs), **Rich Tuten** (Strength & Conditioning).

2008 LEADERS / RANKINGS

INDIVIDUAL	PLAYER	NO.	AFC RANK	NFL RANK	NFL LEADER	NO.
Points	Prater	114	6	19	Gostkowski (NE)	148
Rushing Yards	Hillis	343	31	59	Peterson (MIN)	1,760
Passing Yards	Cutler	4,526	1	3	Brees (NO)	5,069
Passer Rating	Cutler	86.0	6	16	Rivers (SD)	105.5
Receiving Yards	Marshall	1,265	2	7	Johnson (HOU)	1,575
Receptions	Marshall	104	3	3	Johnson (HOU)	115
Interceptions	Bly	2	34	60	Reed (BAL)	9
Sacks	Dumervil/Ekuban	5	17	43	Ware (DAL)	20.0
OFFENSE						
	NO.	AFC RANK	NFL RANK	NFL LEADER	NO.	
Points Per Game	23.1	7	16	New Orleans	28.9	
Total Yards Per Game	395.8	1	2	New Orleans	410.7	
Yards Per Play	6.2	1	2	New Orleans	6.3	
Rushing Yards Per Game	116.4	7	12	New York Giants	157.4	
Net Passing Yards Per Game	279.4	1	3	New Orleans	311.1	
DEFENSE						
	NO.	AFC RANK	NFL RANK	NFL LEADER	NO.	
Points Per Game	28.0	16	30	Pittsburgh	13.9	
Total Yards Per Game	374.6	15	29	Pittsburgh	237.2	
Yards Per Play	6.1	16	30	Pittsburgh	3.9	
Rushing Yards Per Game	146.1	13	27	Minnesota	76.9	
Net Passing Yards Per Game	228.5	13	26	Pittsburgh	156.9	

2008 KEY AWARDS

Pro Bowl (3): QB Jay Cutler, WR Brandon Marshall, C Casey Wiegmann.
AP All-Pro (1): T Ryan Clady (second team).

2008 NFL STANDINGS

AFC EAST

Team	W	L	T	Pct	PF	PA
y-Miami	11	5	0	.688	345	317
New England	11	5	0	.688	410	309
New York Jets	9	7	0	.563	405	356
Buffalo	7	9	0	.438	336	342

AFC NORTH

Team	W	L	T	Pct	PF	PA
yz-Pittsburgh	12	4	0	.750	347	223
x-Baltimore	11	5	0	.688	385	244
Cincinnati	4	11	1	.281	204	364
Cleveland	4	12	0	.250	232	350

AFC SOUTH

Team	W	L	T	Pct	PF	PA
*yz-Tennessee	13	3	0	.813	375	234
x-Indianapolis	12	4	0	.750	377	298
Houston	8	8	0	.500	366	394
Jacksonville	5	11	0	.313	302	367

AFC WEST

Team	W	L	T	Pct	PF	PA
y-San Diego	8	8	0	.500	439	347
Denver	8	8	0	.500	370	448
Oakland	5	11	0	.313	263	388
Kansas City	2	14	0	.125	291	440

NFC EAST

Team	W	L	T	Pct	PF	PA
*yz-New York Giants	12	4	0	.750	427	294
x-Philadelphia	9	6	1	.594	416	289
Dallas	9	7	0	.563	362	365
Washington	8	8	0	.500	265	296

NFC NORTH

Team	W	L	T	Pct	PF	PA
y-Minnesota	10	6	0	.625	379	333
Chicago	9	7	0	.563	375	350
Green Bay	6	10	0	.375	419	380
Detroit	0	16	0	.000	268	517

NFC SOUTH

Team	W	L	T	Pct	PF	PA
yz-Carolina	12	4	0	.750	414	329
x-Atlanta	11	5	0	.688	391	325
Tampa Bay	9	7	0	.563	361	323
New Orleans	8	8	0	.500	463	393

NFC WEST

Team	W	L	T	Pct	PF	PA
y-Arizona	9	7	0	.563	427	426
San Francisco	7	9	0	.438	339	381
Seattle	4	12	0	.250	294	392
St. Louis	2	14	0	.125	232	465

x - Playoffs; y - Division Title; z - First-round Bye; * - Home-field Advantage

WILD CARD PLAYOFF GAMES

- 1/3 - at Arizona 30, Atlanta 24
- 1/3 - at San Diego 23, Indianapolis 17 (OT)
- 1/4 - Baltimore 27, at Miami 9
- 1/4 - Philadelphia 26, at Minnesota 14

DIVISIONAL PLAYOFF GAMES

- 1/10 - Baltimore 13, at Tennessee 10
- 1/10 - Arizona 33, at Carolina 13
- 1/11 - Philadelphia 23, at New York Giants 11
- 1/11 - at Pittsburgh 35, San Diego 24

CONFERENCE CHAMPIONSHIPS

- 1/18 - at Arizona 32, Philadelphia 25
- 1/18 - at Pittsburgh 23, Baltimore 14

SUPER BOWL XLIII (TAMPA, FLA.)

- 2/1 - Pittsburgh 27, Arizona 23

2007 FINAL STATISTICS (7-9)

Head Coach: Mike Shanahan AFC West: 2nd Home Stadium: INVESCO Field at Mile High

Date	W-L	Score	Opponent	Attendance	RUSHING	No.	Yds.	Avg.	Long	TD
Sept 9	W	15-14	at Buffalo	71,132	Young	140	729	5.2	50	1
Sept 16	W	23-20	Oakland (OT)	76,784	Henry	167	691	4.1	33	4
Sept 23	L	14-23	Jacksonville	76,463	Hall	44	216	4.9	62t	2
Sept 30	L	20-38	at Indianapolis	57,274	Cutler	44	205	4.7	31	1
Oct 7	L	3-41	San Diego	76,879	Sapp	18	59	3.3	12	2
Oct 21	W	31-28	Pittsburgh	77,038	Marshall	5	57	11.4	24	0
Oct 29	L	13-19	Green Bay (OT)	77,160	Ramsey	2	6	3.0	4	0
Nov 4	L	7-44	at Detroit	60,783	Bell	6	3	0.5	3	0
Nov 11	W	27-11	at Kansas City	77,368	Walker	2	-3	-1.5	-1	0
Nov 19	W	34-20	Tennessee	76,590	Stokley	1	-6	-6.0	-6	0
Nov 25	L	34-37	at Chicago (OT)	62,148	Jacobs LG	1	-8	-8.0	-8	0
Dec 2	L	20-34	at Oakland	61,990	BRONCOS	429	1957	4.6	62t	10
Dec 9	W	41-7	Kansas City	75,895	OPPONENTS	501	2282	4.6	74t	14
Dec 13	L	13-31	at Houston	70,747	RECEIVING	No.	Yds.	Avg.	Long	TD
Dec 24	L	3-23	at San Diego	65,477	Marshall	102	1325	13.0	68t	7
Dec 30	W	22-19	Minnesota (OT)	76,084	Scheffler	49	549	11.2	41	5

TEAM STATISTICS				Den	Opp
TOTAL FIRST DOWNS				305	306
Rushing				96	119
Passing				187	168
Penalty				22	19
3RD DOWN: MADE/ATT				80/198	91/213
3rd Down Pct.				40.4	42.7
4TH DOWN: MADE/ATT				7/22	10/13
4th Down Pct.				31.8	76.9
POSSESSION AVG.				29.09	30.51
TOTAL NET YARDS				5541	5376
Avg. Per Game				346.3	336.0
Total Plays				976	992
Avg. Per Play				5.7	5.4
NET YARDS RUSHING				1957	2282
Avg. Per Game				122.3	142.6
Total Rushes				429	501
NET YARDS PASSING				3584	3094
Avg. Per Game				224.0	193.4
Sacked/Yards Lost				32/175	33/203
Gross Yards				3759	3297
Att./Completions				515/326	458/279
Completion Pct.				63.3	60.9
Had Intercepted				15	14
PUNTS/AVERAGE				60/43.8	60/43.9
NET PUNTING AVG.				60/36.3	60/38.7
PENALTIES/YARDS				90/610	82/628
FUMBLES/BALL LOST				30/14	34/16
TOUCHDOWNS				34	46
Rushing				10	14
Passing				21	25
Returns				3	7

SCORE BY PERIODS				1	2	3	4	OT	PTS
BRONCOS				75	89	94	56	6	320
OPPONENTS				68	103	114	115	9	409

SCORING				TD	Ru	Pa	Ret	PAT	FG	S	PTS
Elam				0	0	0	0	33/33	27/31	0	114
Marshall				7	0	7	0	0	0	42	0
Scheffler				5	0	5	0	0	0	30	0
Stokley				5	0	5	0	0	0	30	0
Henry				4	4	0	0	0	0	24	0
Sapp				3	2	1	0	0	0	18	0
Graham				2	0	2	0	0	0	12	0
Hall				2	2	0	0	0	0	12	0
Crowder				1	0	0	1	0	0	6	0
Cutler				1	1	0	0	0	0	6	0
Jackson				1	0	1	0	0	0	6	0
Jacobs LG				1	0	1	0	0	0	6	0
Martinez				1	0	0	1	0	0	6	0
Webster				1	0	0	1	0	0	6	0
Young				1	1	0	0	0	0	6	0
Prater LG				0	0	0	0	1/1	1/4	0	4
BRONCOS				34	10	21	3	33/33	27/31	1	320
OPPONENTS				46	14	25	7	42/42	27/33	2	409

PUNT RETURNS				No.	Yds.	FC	Yds.	Avg.	Long	TD
Martinez				14	12	157	11.2	80t	1	0
Hixon TM				7	5	32	4.6	14	0	0
Bly				2	0	20	10.0	10	0	0
BRONCOS				23	17	209	9.1	80t	1	0
OPPONENTS				31	3	334	10.8	75t	2	0

KICKOFF RETURNS				No.	Yds.	Avg.	Long	TD
Hall				19	475	25.0	34	0
Martinez				15	330	22.0	35	0
Hixon TM				12	274	22.8	35	0
Clark TM				3	70	23.3	26	0
Jacobs LG				3	35	11.7	15	0
Jacobs TM				3	35	11.7	15	0
Young				3	56	18.7	25	0
Sapp				2	30	15.0	22	0
Bly				1	23	23.0	23	0
BRONCOS				58	1293	22.3	35	0
OPPONENTS				62	1424	23.0	88t	1

FIELD GOALS				1-19	20-29	30-39	40-49	50+
Elam				0/0	11/11	6/6	9/12	1/2
Prater LG				0/0	0/1	0/0	1/3	0/0
BRONCOS				0/0	11/11	6/6	9/12	1/2
OPPONENTS				3/3	8/8	8/9	6/7	2/6

ELAM: (21G,48G,50N,43N,42G)(23G,45N,20G,23G)(1)(35G,22G)(30G)(49G)(45G,21G)(48N)(44G,50G)(21G,39G)(23G,22G)(29G,44G)(37G,37G)(41G,47G)(23G)(43G,30G)

OPPONENTS: (45N)(38G,52N)(19G,27G,18G)(22G)(26G,45G)(65N)(19G,26G)(43G,53G,38G)(38G,36G,39G,53N)(56G,37G)(24G,44G,39G)(58N,38G,35N,44G)(1)(41G)(40G,23G,29G)(22G)

PASSING	Att.	Comp.	Yds.	Comp.%	Yds/Att.	TD	TD%	Int	Int%	Long	Sack/Lost	Rating
Cutler	467	297	3497	63.6	7.49	20	4.3	14	3.0	68t	27/153	88.1
Ramsey	48	29	262	60.4	5.46	1	2.1	1	2.1	21	3/13	73.4
Marshall	0	0	0	—	—	0	—	0	—	—	2/9	—
BRONCOS	515	326	3759	63.3	7.30	21	4.1	15	2.9	68t	32/175	86.7
OPPONENTS	458	279	3297	60.9	7.20	25	5.5	14	3.1	82t	33/203	88.3

2007 DEFENSIVE STATS

(based on coaches' film review)

	TT	UT	A	S-YDS	I-YDS	PD	FF	FR
1 Williams	170	121	49	1-14	1-0	4	3	2
2 Webster	100	77	23	0-0	0-0	1	1	1
3 Bailey	81	68	13	0-0	3-3	14	0	0
4 Gold	81	62	19	2-8	1-6	8	1	2
5 Lynch	62	48	14	1-11	0-0	3	0	0
6 Engelberger	59	40	19	1-8	0-0	2	1	0
7 Bly	57	42	15	1-11	5-71	16	0	0
8 Ferguson	57	45	12	0-0	0-0	1	1	0
9 Dumervil	56	43	13	12.5-62.5	1-27	7	4	3
10 Abdullah	48	40	8	0-0	0-0	7	1	1
11 Foxworth	42	32	10	0-0	0-0	4	1	0
12 Thomas	30	17	13	0-0	1-2	1	0	1
13 McKinley	28	16	12	2.5-12.5	0-0	0	0	1
14 Winbom	24	21	3	0.5-4.5	0-0	3	0	0
15 Crowder	22	18	4	4-39	0-0	0	1	2
16 J. Mallard	20	15	5	3.5-7.5	0-0	1	1	0
17 Adams	17	8	9	0-0	0-0	1	1	0
18 Gordon	16	9	7	0-0	0-0	0	0	0
19 Paymah	15	14	1	0-0	2-0	6	0	0
20 Moss	14	7	7	1-7	0-0	0	1	0
21 Peterson	13	10	3	1-8	0-0	2	0	0
22 Rice	11	6	5	0-0	0-0	2	0	0
23 Shoate	9	7	2	0-0	0-0	0	0	0
24 Burton	8	5	3	0-0	0-0	0	0	0
25 S. Harris	6	2	4	0-0	0-0	0	0	1
26 Cox	4	2	2	0-0	0-0	0	0	1
27 Team	2	2	0	2-10	0-0	0	0	0
TOTALS	1052	777	275	33-203	14-105	83	17	14

2007 GAMES STARTED

OFFENSE

QB Cutler, Jay	16	DE Crowder, Tim	1
RB Hall, Andre	1	DE Dumervil, Elvis	16
RB Henry, Travis	7	DE Engelberger, John	15
RB Young, Selvin	8	DE Moss, Jarvis	1
FB Sapp, Cecil	8	DE Rice, Simeon	1
WR Marshall, Brandon	16	DT Adams, Sam	11
WR Martinez, Glenn	1	DT Gordon, Amon	4
WR Stokley, Brandon	9	DT McKinley, Alvin	10
WR Walker, Javon	5	DT Thomas, Marcus	5
TE Graham, Daniel	15	LB Gold, Ian	14
TE Jackson, Nate	1	LB Webster, Nate	13
TE Mustard, Chad	2	LB Williams, D.J.	1
TE Scheffler, Tony	7	LB Winbom, Jamie	2
C/G Myers, Chris	16	CB Bailey, Champ	16
C Nalen, Tom	5	CB Bly, Dré	15
T Leipsis, Matt	16	CB Paymah, Karl	3
T Pears, Erik	16	DB Foxworth, Domonique	6
G Holland, Montrae	16	S Abdullah, Hamza	8
G Kuper, Chris	11	S Ferguson, Nick	7
		S Lynch, John	12

2007 COACHES

Mike Shanahan (Head Coach), **Jim Bates** (Asst. Head Coach/Defense), **Mike Heimerdinger** (Asst. Head Coach/DBs), **Rick Dennison** (Offensive Coordinator/OL), **Bob Slowik** (Defensive Coordinator/DBs), **Scott O'Brien** (Special Teams Coordinator), **Steve Watson** (Associate Head Coach), **Joe Baker** (Linebackers), **Jeremy Bates** (Wide Receivers/Quarterbacks), **Ronnie Bradford** (Asst. Def. Backs), **Jacob Burney** (Defensive Line), **Keith Burns** (Spec. Tms. Asst.), **Dwayne Chandler** (Asst. Strength & Conditioning), **Charlie Jackson** (Defensive Asst.), **Bill Johnson** (Defensive Line), **Pat McPherson** (Tight Ends), **Jim Ryan** (Offensive Asst.), **Greg Saporta** (Asst. Strength & Conditioning), **Ryan Slowik** (Spec. Tms. Asst.), **Bobby Turner** (Running Backs), **Rich Tuten** (Strength & Conditioning).

2007 LEADERS / RANKINGS

INDIVIDUAL	PLAYER	NO.	AFC RANK	NFL RANK	NFL LEADER	NO.
Points	Elam	114	9	16	Crosby (GB)	141
Rushing Yards	Young	729	15	27	Tomlinson (SD)	1,474
Passing Yards	Cutler	3,497	5	10	Brady (NE)	4,806
Passer Rating	Cutler	88.1	5	12	Brady (NE)	117.2
Receiving Yards	Marshall	1,325	4	6	Wayne (IND)	1,510
Receptions	Marshall	102	5	5	Houshmandzadeh (CIN/Welker (NE))	12
Interceptions	Bly	5	6	9	Cromartie (SD)	10
Sacks	Dumervil	12.5	3	6	Allen (KC)	15.5

OFFENSE	NO.	AFC RANK	NFL RANK	NFL LEADER	NO.
Points Per Game	20.0	9	21	New England	36.8
Total Yards Per Game	346.3	6	11	New England	411.3
Yards Per Play	5.7	2	4	New England	6.2
Rushing Yards Per Game	122.3	6	9	Minnesota	164.6
Net Passing Yards Per Game	224.0	6	13	New England	295.7

DEFENSE	NO.	AFC RANK	NFL RANK	NFL LEADER	NO.
Points Per Game	25.6	15	28	Indianapolis	16.4
Total Yards Per Game	336.0	10	19	Pittsburgh	266.4
Yards Per Play	5.4	11	22	Tampa Bay	4.6
Rushing Yards Per Game	142.6	14	30	Minnesota	74.1
Net Passing Yards Per Game	193.4	6	7	Tampa Bay	170.5

2007 KEY AWARDS

Pro Bowl (2): CB Champ Bailey, S John Lynch. **AP All-Pro** (1): CB Champ Bailey (second team).

2007 NFL STANDINGS

AFC EAST

Team	W	L	T	Pct	PF	PA
*yz-New England	16	0	0	1.000	589	274
Buffalo	7	9	0	.438	252	354
New York Jets	4	12	0	.250	268	355
Miami	1	15	0	.063	267	437

AFC NORTH

Team	W	L	T	Pct	PF	PA
y-Pittsburgh	10	6	0	.625	393	269
Cleveland	10	6	0	.625	402	382
Cincinnati	7	9	0	.438	380	385
Baltimore	5	11	0	.313	275	384

AFC SOUTH

Team	W	L	T	Pct	PF	PA
yz-Indianapolis	13	3	0	.813	450	262
x-Jacksonville	11	5	0	.688	411	304
x-Tennessee	10	6	0	.625	301	297
Houston	8	8	0	.500	379	384

AFC WEST

Team	W	L	T	Pct	PF	PA
y-San Diego	11	5	0	.688	412	284
Denver	7	9	0	.438	320	409
Kansas City	4	12	0	.250	226	335
Oakland	4	12	0	.250	283	398

NFC EAST

Team	W	L	T	Pct	PF	PA
*yz-Dallas	13	3	0	.813	455	325
x-New York Giants	10	6	0	.625	373	351
x-Washington	9	7	0	.563	334	310
Philadelphia	8	8	0	.500	336	300

NFC NORTH

Team	W	L	T	Pct	PF	PA
yz-Green Bay	13	3	0	.813	435	291
Minnesota	8	8	0	.500	365	311
Detroit	7	9	0	.438	346	444
Chicago	7	9	0	.438	334	348

NFC SOUTH

Team	W	L	T	Pct	PF	PA
y-Tampa Bay	9	7	0	.563	334	270
Carolina	7	9	0	.438	267	347
New Orleans	7	9	0	.438	379	388
Atlanta	4	12	0	.250	259	414

NFC WEST

Team	W	L	T	Pct	PF	PA
y-Seattle	10	6	0	.625	393	291
Arizona	8	8	0	.500	404	399
San Francisco	5	11	0	.313	219	364
St. Louis	3	13	0	.188	263	438

x - Playoffs; y - Division Title; z - First-round Bye; * - Home-field Advantage

WILD CARD PLAYOFF GAMES

1/5 - at Seattle 35, Washington 14
 1/5 - Jacksonville 31, at Pittsburgh 29
 1/6 - New York Giants 24, at Tampa Bay 14
 1/6 - at San Diego 17, Tennessee 6

DIVISIONAL PLAYOFF GAMES

1/12 - at Green Bay 42, Seattle 20
 1/12 - at New England 31, Jacksonville 20
 1/13 - San Diego 28, at Indianapolis 24
 1/13 - New York Giants 21, at Dallas 17

CONFERENCE CHAMPIONSHIPS

1/20 - at New England 21, San Diego 12
 1/20 - New York Giants 23, at Green Bay 20 (OT)

SUPER BOWL XLII (GLENDALE, ARIZ.)

2/3 - New York Giants 17, New England 14

2006 FINAL STATISTICS (9-7)

Head Coach: Mike Shanahan AFC West: 3rd Home Stadium: INVESCO Field at Mile High

Date	W-L	Score	Opponent	Attendance	RUSHING	No.	Yds.	Avg.	Long	TD
Sept 10	L	10-18	at St. Louis	65,577	T. Bell	233	1025	4.4	51	2
Sept 17	W	9-6	Kansas City (OT)	76,786	M. Bell	157	877	4.3	48	8
Sept 24	W	17-7	at New England	68,756	Walker	9	123	13.7	72	1
Oct 9	W	13-3	Baltimore	76,355	Plummer	36	112	3.1	19	1
Oct 15	W	13-3	Oakland	76,691	Sapp	10	80	8.0	28	0
Oct 22	W	17-7	at Cleveland	73,024	Nash	18	66	3.7	26	0
Oct 29	L	31-34	Indianapolis	76,767	Johnson	5	30	6.0	15	0
Nov 5	W	31-20	at Pittsburgh	64,661	Cutler	12	18	1.5	9	0
Nov 12	W	17-13	at Oakland	62,094	Marshall	2	12	6.0	6	0
Nov 19	L	27-35	San Diego	76,723	Cobbs	3	9	3.0	3	0
Nov 23	L	10-19	at Kansas City	79,484	Scheffler	1	3	3.0	3	0
Dec 3	L	20-23	Seattle	76,146	Elam	1	2	2.0	2	0
Dec 10	L	20-48	at San Diego	67,514	Smith	1	-5	-5.0	-5	0
Dec 17	W	37-20	at Arizona	63,845	BRONCOS	488	2152	4.4	72t	12
Dec 24	W	24-23	Cincinnati	75,759	OPPONENTS	447	1813	4.1	41	13
Dec 31	L	23-26	San Francisco (OT)	75,555						

TEAM STATISTICS				Den	Opp
TOTAL FIRST DOWNS				285	291
Rushing				106	97
Passing				151	183
Penalty				28	11
3RD DOWN: MADE/ATT				78/211	81/221
3rd Down Pct.				37.0	36.7
4TH DOWN: MADE/ATT				7/13	5/14
4th Down Pct.				53.8	35.7
POSSESSION AVG.				29:50	30:10
TOTAL NET YARDS				4951	5223
Avg. Per Game				309.4	326.4
Total Plays				973	1020
Avg. Per Play				5.1	5.1
NET YARDS RUSHING				2152	1813
Avg. Per Game				134.5	113.3
Total Rushes				488	447
NET YARDS PASSING				2799	3410
Avg. Per Game				174.9	213.1
Sacked/Yards Lost				31/196	35/202
Gross Yards				2995	3612
Att./Completions				454/256	538/327
Completion Pct.				56.4	60.8
Had Intercepted				18	17
PUNTS/AVERAGE				80/41.7	74/43.8
NET PUNTING AVG.				80/36.6	74/37.9
PENALTIES/YARDS				67/478	97/785
FUMBLES/BALL LOST				29/12	28/13
TOUCHDOWNS				34	29
Rushing				12	13
Passing				20	13
Returns				2	3

SCORE BY PERIODS				1	2	3	4	OT	PTS
BRONCOS				44	110	75	87	3	319
OPPONENTS				47	82	64	109	3	305

SCORING	TD	Ru	Pa	Ret	PAT	FG	\$	PTS
Elam	0	0	0	0	34/34	27/29	0	115
Walker	9	1	8	0	0	0	0	54
M. Bell	8	8	0	0	0	0	0	48
Scheffler	4	0	4	0	0	0	0	24
Smith	3	0	3	0	0	0	0	18
Alexander	2	0	2	0	0	0	0	12
T. Bell	2	2	0	0	0	0	0	12
Marshall	2	0	2	0	0	0	0	12
Bailey	1	0	0	1	0	0	0	6
Johnson	1	0	1	0	0	0	0	6
Plummer	1	1	0	0	0	0	0	6
Da. Williams	1	0	0	1	0	0	0	6
BRONCOS	34	12	20	2	34/34	27/29	0	319
OPPONENTS	29	13	13	3	27/27	34/42	0	305

2-PT. CONVERSIONS: BRONCOS 0-0, OPPONENTS 1-2			
---	--	--	--

SCORING	TD	Ru	Pa	Ret	PAT	FG	S	PTS	CLARK					
									23	512	22.3	36	0	
Elam	0	0	0	0	34/34	27/29	0	115	Morgan	17	423	24.9	64	0
Walker	9	1	8	0			0	54	M. Bell	5	97	19.4	22	0
M. Bell	8	8	0	0			0	48	Sapp	4	95	23.8	53	0
Scheffler	4	0	4	0			0	24	Kircus	2	38	19.0	20	0
Smith	3	0	3	0			0	18	Cobbs	1	0	0.0	0	0
Alexander	2	0	2	0			0	12	Johnson	1	14	14.0	14	0
T. Bell	2	2	0	0			0	12	Mustard	1	2	2.0	2	0
Marshall	2	0	2	0			0	12	Da. Williams	0	6	—	6	0
Bailey	1	0	0	1			0	6	BRONCOS	54	1187	22.0	64	0
Johnson	1	0	1	0			0	6	OPPONENTS	55	1480	26.9	60	0
Plummer	1	1	0	0			0	6	FIELD GOALS	1-19	20-29	30-39	40-49	50+
Da. Williams	1	0	0	1			0	6	Elam	0/0	10/10	10/10	6/8	1/1
BRONCOS	34	12	20	2	34/34	27/29	0	319	BRONCOS	0/0	10/10	10/10	6/8	1/1
									OPPONENTS	0/0	12/12	8/9	11/14	3/7

RECEIVING	No.	Yds.	Avg.	Long	TD
Walker	69	1084	15.7	83t	8
Smith	52	512	9.8	20	3
T. Bell	24	115	4.8	16	0
Marshall	20	309	15.5	71t	2
M. Bell	20	158	7.9	24	0
Scheffler	18	286	15.9	29	4
Alexander	18	160	8.9	24	2
Kircus	9	187	20.8	45	0
Sapp	8	34	4.3	9	0
Johnson	7	37	5.3	20	1
Jackson	5	49	9.8	24	0
Nash	4	41	10.3	13	0
Mustard	2	23	11.5	14	0
BRONCOS	256	2995	11.7	83t	20
OPPONENTS	327	3612	11.0	63	13

INTERCEPTIONS	No.	Yds.	Avg.	Long	TD
Bailey	10	162	16.2	70t	1
Da. Williams	4	37	9.3	31t	1
Foxworth	1	45	45.0	45	0
Cox	1	0	0.0	0	0
Ferguson	1	0	0.0	0	0
BRONCOS	17	244	14.4	70t	2
OPPONENTS	18	292	16.2	46	2

PUNTING	No.	Yds.	Avg.	Net	TB	In20	Long	B
Ernstner	80	3338	41.7	36.6	7	23	61	0
BRONCOS	80	3338	41.7	36.6	7	23	61	0
OPPONENTS	74	3240	43.8	37.9	7	33	67	0

PUNT RETURNS	No.	FC	Yds.	Avg.	Long	TD
Da. Williams	25	12	206	8.2	34	0
Kircus	6	4	86	14.3	42	0
Smith	1	0	2	2.0	2	0
BRONCOS	32	16	294	9.2	42	0
OPPONENTS	39	16	268	6.9	21	0

KICKOFF RETURNS	No.	Yds.	Avg.	Long	TD
Clark	23	512	22.3	36	0
Morgan	17	423	24.9	64	0
M. Bell	5	97	19.4	22	0
Sapp	4	95	23.8	53	0
Kircus	2	38	19.0	20	0
Cobbs	1	0	0.0	0	0
Johnson	1	14	14.0	14	0
Mustard	1	2	2.0	2	0
Da. Williams	0	6	—	6	0
BRONCOS	54	1187	22.0	64	0
OPPONENTS	55	1480	26.9	60	0

FIELD GOALS	1-19	20-29	30-39	40-49	50+
Elam	0/0	10/10	10/10	6/8	1/1
BRONCOS	0/0	10/10	10/10	6/8	1/1
OPPONENTS	0/0	12/12	8/9	11/14	3/7

ELAM: (49G)(44N,23G,22G,39G)(23G)(43G,44G)(51G,22G)(32G,43N)(49G)(32G)(24G)(42G,38G)(31G)(37G,41G)(34G,33G)(30G,22G,30G)(24G)(22G,21G,22G)

OPPONENTS: (26G,44N,38G,29G,51G,48G,24G)(29G,45G)(37B)(24G)(54N,47G)(40G)(42G,30G,48G,37G)(40N,46G,29G)(55G,20G,51N)(24G,34G,29G,21G)(40N,53N,44G,23G,50G)(34G,35G)(49G,50N,38G)(46G)(46G,29G,46G,36G)



2006 DEFENSIVE STATS

(based on coaches' film review)

	TT	UT	A	S-YDS	I-YDS	PD	FF	FR
1 Wilson	113	88	25	1-5	0-0	6	1	0
2 Gold	101	77	24	0-0	0-0	4	1	0
3 Bailey	98	84	14	0-0	10-162	30	0	1
4 Lynch	97	64	33	0-0	0-0	5	2	1
5 Da. Williams	89	79	10	0-0	4-37	16	1	1
6 D.J. Williams	86	69	17	1-8	0-0	3	2	0
7 Myers	80	51	29	2-3	0-0	2	1	2
8 Ekuban	78	61	17	7-45.5	0-0	2	1	0
9 Foxworth	58	47	11	1-4	1-45	12	1	0
10 Engelberger	55	37	18	1-4	0-0	4	2	1
11 Lang	51	39	12	6-34	0-0	1	0	0
12 Warren	51	32	19	2.5-12	0-0	2	0	0
13 Veal	39	25	14	1.5-14	0-0	2	0	0
14 Ferguson	36	28	8	0-0	1-0	5	1	0
15 Chukwurah	20	11	9	4.5-20	0-0	1	0	0
16 Dumervil	19	15	4	8.5-56.5	0-0	0	2	3
17 Brandon	15	9	6	0-0	0-0	1	1	0
18 Paymah	14	14	0	0-0	0-0	2	0	0
19 Webster	13	7	6	0-0	0-0	0	0	0
20 Cox	11	10	1	0-0	1-0	5	0	1
21 Abdullah	4	3	1	0-0	0-0	0	0	0
22 Burns	2	1	1	0-0	0-0	0	0	0
Peterson	2	1	1	0-0	0-0	0	0	0
24 Burton	1	0	1	0-0	0-0	0	0	0
Green	1	1	0	0-0	0-0	0	0	0
TOTALS	1134	853	281	35-202	17-244	103	17	10

2006 GAMES STARTED

OFFENSE		DEFENSE	
QB Cutler, Jay	5	DE Ekuban, Ebenezer	15
QB Plummer, Jake	11	DE Engelberger, John	1
RB Bell, Mike	3	DE Lang, Kenard	16
RB Bell, Tatum	13	DT Myers, Michael	1
FB Johnson, Kyle	7	DT Veal, Demetris	1
FB Sapp, Cecil	1	DT Warren, Gerard	15
WR Marshall, Brandon	1	LB Gold, Ian	15
WR Smith, Rod	16	LB Webster, Nate	2
WR Walker, Javon	16	LB Williams, D.J.	15
TE Alexander, Stephen	14	LB Wilson, A.I.	15
TE Mustard, Chad	4	CB Bailey, Champ	16
TE Scheffler, Tony	5	CB Williams, Darrent	14
C Nalen, Tom	16	DB Foxworth, Domonique	5
T Foster, George	13	S Cox, Curome	4
T Lepsis, Matt	6	S Ferguson, Nick	10
T Meadows, Adam	3	S Lynch, John	16
T Pears, Erik	10		
G Carlisle, Cooper	16		
G Hamilton, Ben	16		

2006 COACHES

Mike Shanahan (Head Coach), **Mike Heimerdinger** (Asst. Head Coach), **Rick Dennison** (Offensive Coordinator), **Larry Cory** (Defensive Coordinator), **Jeremy Bates** (Offensive Asst.), **Chip Beake** (Quality Control), **Ronnie Bradford** (Special Teams), **Tim Brewster** (Tight Ends), **Jacob Burrey** (Defensive Line/Ends), **Kirk Doll** (Linebackers), **Thomas McGaughey** (Special Teams Asst.), **Pat McPherson** (Quarterbacks), **Andre Patterson** (Defensive Line/Tackles), **Jim Ryan** (Defensive Asst.), **Greg Saporta** (Asst. Strength & Conditioning), **Bob Slowik** (Defensive Backs), **Ryan Slowik** (Defensive Asst.), **Cedric Smith** (Asst. Strength & Conditioning), **Jimmy Spencer** (Asst. Defensive Backs), **Bobby Turner** (Running Backs), **Rich Tuten** (Strength & Conditioning), **Steve Watson** (Wide Receivers).

2006 LEADERS / RANKINGS

INDIVIDUAL	PLAYER	NO.	AFC RANK	NFL RANK	NFL LEADER	NO.
Points	Elam	115	51	101	Tomlinson (SD)	186
Rushing Yards	T. Bell	1,025	9	22	Tomlinson (SD)	1,815
Passing Yards	Plummer	1,994	13	27	Brees (NO)	4,418
Passer Rating	Plummer	68.8	13	28	Manning (IND)	101.0
Receiving Yards	Walker	1,084	7	15	C. Johnson (CIN)	1,369
Receptions	Walker	69	14	28	A. Johnson (HOU)	103
Interceptions	Bailey	10	11	11	Bailey (DEN)/Samuel (NE)	10
Sacks	Dumervil	8.5	15	22	Merriman (SD)	17.0
OFFENSE		NO.	AFC RANK	NFL RANK	NFL LEADER	NO.
Points Per Game		19.9	10	17	San Diego	30.8
Total Yards Per Game		309.4	10	21	New Orleans	391.5
Yards Per Play		5.1	9	18	Philadelphia	6.2
Rushing Yards Per Game		134.5	4	8	Atlanta	183.7
Net Passing Yards Per Game		174.9	12	25	New Orleans	281.4
DEFENSE		NO.	AFC RANK	NFL RANK	NFL LEADER	NO.
Points Per Game		19.1	7	81	Baltimore	12.6
Total Yards Per Game		326.4	8	14	Baltimore	264.1
Yards Per Play		5.1	8	12	Baltimore	4.5
Rushing Yards Per Game		113.3	7	12	Minnesota	61.6
Net Passing Yards Per Game		213.1	13	21	Oakland	150.8

2006 KEY AWARDS

Pro Bowl (3): CB Champ Bailey, S John Lynch, LB A.I. Wilson. **AP All-Pro (2):** CB Champ Bailey (first team), LB A.I. Wilson (second team).

2006 NFL STANDINGS

AFC EAST

Team	W	L	T	Pct	PF	PA
y-New England	12	4	0	.750	385	237
x-New York Jets	10	6	0	.625	316	295
Buffalo	7	9	0	.438	300	311
Miami	6	10	0	.375	260	283

AFC NORTH

Team	W	L	T	Pct	PF	PA
yz-Baltimore	13	3	0	.813	353	201
Cincinnati	8	8	0	.500	373	331
Pittsburgh	8	8	0	.500	353	315
Cleveland	4	12	0	.250	238	356

AFC SOUTH

Team	W	L	T	Pct	PF	PA
y-Indianapolis	12	4	0	.750	427	360
Tennessee	8	8	0	.500	324	400
Jacksonville	8	8	0	.500	371	274
Houston	6	10	0	.375	267	366

AFC WEST

Team	W	L	T	Pct	PF	PA
*yz-San Diego	14	2	0	.875	492	303
x-Kansas City	9	7	0	.563	331	315
Denver	9	7	0	.563	319	305
Oakland	2	14	0	.125	168	332

NFC EAST

Team	W	L	T	Pct	PF	PA
y-Philadelphia	10	6	0	.625	398	328
x-Dallas	9	7	0	.563	425	350
x-New York Giants	8	8	0	.500	355	362
Washington	5	11	0	.313	307	376

NFC NORTH

Team	W	L	T	Pct	PF	PA
*yz-Chicago	13	3	0	.813	427	255
Green Bay	8	8	0	.500	301	366
Minnesota	6	10	0	.375	282	327
Detroit	3	13	0	.188	305	398

NFC SOUTH

Team	W	L	T	Pct	PF	PA
yz-New Orleans	10	6	0	.625	413	322
Carolina	8	8	0	.500	270	305
Atlanta	7	9	0	.438	292	328
Tampa Bay	4	12	0	.250	211	353

NFC WEST

Team	W	L	T	Pct	PF	PA
y-Seattle	9	7	0	.563	335	341
St. Louis	8	8	0	.500	367	381
San Francisco	7	9	0	.438	298	412
Arizona	5	11	0	.313	314	389

x - Playoffs; y - Division Title; z - First-round Bye; * - Home-field Advantage

WILD CARD PLAYOFF GAMES

1/6 - at Indianapolis 23, Kansas City 8
 1/6 - at Seattle 21, Dallas 20
 1/7 - at New England 37, New York Jets 16
 1/7 - at Philadelphia 23, New York Giants 20

DIVISIONAL PLAYOFF GAMES

1/13 - Indianapolis 15, at Baltimore 6
 1/13 - at New Orleans 27, Philadelphia 24
 1/14 - at Chicago 27, Seattle 24 (OT)
 1/14 - New England 24, at San Diego 21

CONFERENCE CHAMPIONSHIPS

1/21 - at Chicago 39, New Orleans 14
 1/21 - at Indianapolis 38, New England 34

SUPER BOWL XLI (SOUTH FLORIDA)

2/4 - Indianapolis 29, Chicago 17

2005 FINAL STATISTICS (13-3)

Head Coach: Mike Shanahan AFC West: 1st Home Stadium: INVESCO Field at Mile High

Date	W-L	Score	Opponent	Attendance	RUSHING	No.	Yds.	Avg.	Long	TD
Sept 11	L	10-34	at Miami	72,324	M. Anderson	239	1014	4.2	44t	12
Sept 18	W	20-17	San Diego	75,310	Bell	173	921	5.3	68	8
Sept 26	W	30-10	Kansas City	76,381	Dayne	53	270	5.1	55	1
Oct 2	W	20-7	at Jacksonville	66,045	Plummer	46	151	3.3	22	2
Oct 9	W	21-19	Washington	75,880	Lelie	5	84	16.8	39	0
Oct 16	W	28-20	New England	76,571	Van Pelt	11	48	4.4	11	1
Oct 23	L	23-24	at New York Giants	78,516	Sapp	5	21	4.2	10	0
Oct 30	W	49-21	Philadelphia	76,530	Adams	5	14	2.8	13	0
Nov 13	W	31-17	at Oakland	62,779	Johnson	4	9	2.3	4	1
Nov 20	W	27-0	New York Jets	76,255	Smith	1	7	7.0	7	0
Nov 24	W	24-21	at Dallas (OT)	63,273	BRONCOS	542	2539	4.7	68	25
Dec 4	L	27-31	at Kansas City	78,261	OPPONENTS	344	1363	4.0	61	10
Dec 11	W	12-10	Baltimore	75,651						
Dec 17	W	28-17	at Buffalo	71,887						
Dec 24	W	22-3	Oakland	76,212						
Dec 31	W	23-7	at San Diego	65,513						

TEAM STATISTICS				Den	Opp
TOTAL FIRST DOWNS				330	295
Rushing				145	82
Passing				162	183
Penalty				23	30
3RD DOWN: MADE/ATT				76/210	76/207
3rd Down Pct.				36.2	36.7
4TH DOWN: MADE/ATT				14/19	10/19
4th Down Pct.				73.7	52.6
POSSESSION AVG.				32:37	27:23
TOTAL NET YARDS				5766	5006
Avg. Per Game				360.4	312.9
Total Plays				1030	985
Avg. Per Play				5.6	5.1

NET YARDS RUSHING				Den	Opp
Avg. Per Game				158.7	85.2
Total Rushes				542	344
NET YARDS PASSING				3227	3643
Avg. Per Game				201.7	227.7
Sacked/Yards Lost				23/146	28/190
Gross Yards				3373	3833
Att./Completions				465/279	613/344
Completion Pct.				60.0	56.1
Had Intercepted				7	20
PUNTS/AVERAGE				73/43.2	81/44.9
NET PUNTING AVG.				73/38.0	81/38.2
PENALTIES/YARDS				97/56.0	139/98.9
FUMBLES/BALL LOST				19/9	29/16
TOUCHDOWNS				46	31
Rushing				25	10
Passing				18	20
Returns				3	1

SCORE BY PERIODS				1	2	3	4	OT	PTS
BRONCOS				81	143	83	85	3	395
OPPONENTS				44	61	37	116	0	258

SCORING				TD	Ru	Pa	Ret	PAT	FG	S	PTS
Elam				0	0	0	0	43/44	24/32	0	115
M. Anderson				13	12	1	0	0	0	0	78
Bell				8	8	0	0	0	0	0	48
Johnson				6	1	5	0	0	0	0	36
Smith				6	0	6	0	0	0	0	36
Bailey				2	0	0	2	0	0	0	12
Carswell				2	0	2	0	0	0	0	12
Plummer				2	2	0	0	0	0	0	12
S. Alexander				1	0	1	0	0	0	0	6
Dayne				1	1	0	0	0	0	0	6
Devoe				1	0	1	0	0	0	0	6
Duke				1	0	1	0	0	0	0	6
Lelie				1	0	1	0	0	0	0	6
Van Pelt				1	1	0	0	0	0	0	6
Da. Williams				1	0	0	1	0	0	0	6
Putzier				0	0	0	0	0	0	0	2
Veal				0	0	0	0	0	0	0	2
BRONCOS				46	25	18	3	43/44	24/32	1	395
OPPONENTS				31	10	20	1	30/30	14/18	0	258

2-PT. CONVERSIONS: Putzier, BRONCOS 1-2, OPPONENTS 0-1

SACKS: Ekuban 4.0, Lynch 4.0, Pryce 4.0, Gold 3.0, Warren 3.0, Wilson 3.0, Brown 2.0, Coleman 1.0, M. Myers 1.0, Veal 1.0, Da. Williams 1.0, (group) 1.0, BRONCOS 28.0, OPPONENTS 23.0

PASSING	Att.	Comp.	Yds.	Comp.%	Yds/Att.	TD	TD%	Int	Int%	Long	Sack/Lost	Rating
Plummer	456	277	3366	60.7	7.38	18	3.9	7	1.5	72	22/135	90.2
Van Pelt	8	2	7	25.0	0.88	0	0.0	0	0.0	5	0/0	39.6
Smith	1	0	0	0.0	0.00	0	0.0	0	0.0	0	1/11	39.6
BRONCOS	465	279	3373	60.0	7.25	18	3.9	7	1.5	72	23/146	88.9
OPPONENTS	613	344	3833	56.1	6.25	20	3.3	20	3.3	91t	28/190	72.2

RECEIVING				No.	Yds.	Avg.	Long	TD
Smith				85	1105	13.0	72	6
Lelie				42	770	18.3	56	1
Putzier				37	481	13.0	32	0
Adams				21	203	9.7	21	0
S. Alexander				21	170	8.1	15	1
M. Anderson				18	212	11.8	66t	1
Bell				18	104	5.8	14	0
Johnson				17	160	9.4	33	5
Devoe				9	87	9.7	44t	1
Dayne				3	17	5.7	7	0
Duke				2	22	11.0	21	1
Watts				2	22	11.0	12	0
Sapp				2	17	8.5	12	0
Carswell				2	3	1.5	2t	2
BRONCOS				279	3373	12.1	72	18
OPPONENTS				344	3833	11.1	91t	20

INTERCEPTIONS				No.	Yds.	Avg.	Long	TD
Bailey				8	139	17.4	65t	2
Ferguson				5	59	11.8	30	0
Da. Williams				2	108	54.0	80t	1
Foxworth				2	23	11.5	23	0
Lynch				2	2	1.0	1	0
Cox				1	48	48.0	48	0
BRONCOS				20	379	19.0	80t	3
OPPONENTS				7	43	6.1	25	0

PUNTING				No.	Yds.	Avg.	Net	TB	In20	Long	B
Sauerbrun				72	3157	43.8	38.0	6	24	66	1
BRONCOS				73	3157	43.2	38.0	6	24	66	1
OPPONENTS				81	3633	44.9	38.2	13	25	64	0

PUNT RETURNS				No.	FC	Yds.	Avg.	Long	TD
Da. Williams				17	12	148	8.7	52	0
Adams				16	5	133	8.3	32	0
BRONCOS				33	17	281	8.5	52	0
OPPONENTS				36	15	266	7.4	20	0

KICKOFF RETURNS				No.	Yds.	Avg.	Long	TD
Da. Williams				18	431	23.9	36	0
R. Alexander				12	261	21.8	31	0
Adams				10	218	21.8	32	0
Sapp				2	28	14.0	20	0
M. Anderson				1	18	18.0	18	0
Carswell				1	0	0.0	0	0
Engelberger				1	5	5.0	5	0
Johnson				1	8	8.0	8	0
Veal				1	6	6.0	6	0
BRONCOS				47	975	20.7	36	0
OPPONENTS				67	1696	25.3	87	0

FIELD GOALS				1-19	20-29	30-39	40-49	50+
Elam				0/0	9/10	5/5	9/13	1/4
BRONCOS				0/0	9/10	5/5	9/13	1/4
OPPONENTS				0/0	3/3	6/8	4/5	1/2

ELAM: (28G)(45G,53N,53N,41G)(30G,51G,25G,46N)(41N,46B,33G,42G)(1)(49G,42G,27G,49N)(1)(22G,38G,25G)(26G,47G)(24G)(22G,40G)(47G,48G)(1)(29G,33G,34G,52N)(28N)

OPPONENTS: (29G,44G)(42G)(28G)(1)(34G,38B,36G)(39G,53N,38G)(52G)(1)(45N,40G)(1)(34N)(34G)(29G)(31G)(43G)(1)

2005 DEFENSIVE STATS

(based on coaches' film review)

	TT	UT	A	S-YDS	I-YDS	PD	FF	FR
1 Gold	106	81	25	3-17	0-0	5	4	2
2 Wilson	90	72	18	3-12	0-0	9	2	1
3 Ferguson	81	62	19	0-0	5-59	12	2	1
4 Bailey	72	62	10	0-0	8-139	28	2	0
5 Lynch	69	47	22	4-41	2-2	8	4	0
6 D.J. Williams	68	44	24	0-0	0-0	5	1	0
7 Foxworth	66	59	7	0-0	2-23	18	1	1
8 Da. Williams	58	52	6	1-8	2-108	12	1	1
9 Myers	50	28	22	1-10	0-0	2	0	1
10 Warren	42	22	20	3-25	0-0	3	1	0
11 Ekuban	41	28	13	4-21	0-0	2	0	1
12 Pryce	41	35	6	4-22	0-0	1	1	0
13 Brown	38	30	8	2-14	0-0	1	0	2
14 Veal	33	23	10	1-14	0-0	0	0	1
15 Engelberger	24	17	7	0-0	0-0	0	0	0
16 Brandon	20	13	7	0-0	0-0	3	0	1
17 Walls	16	16	0	0-0	0-0	6	1	0
18 Cox	11	9	2	0-0	1-48	5	0	0
19 Coleman	10	6	4	1-6	0-0	1	0	0
20 Paymah	3	2	1	0-0	0-0	0	0	0
21 Burns	2	0	2	0-0	0-0	0	0	0
22 Chukwurah	2	1	1	0-0	0-0	0	0	0
23 Pope	2	2	0	0-0	0-0	0	0	0
24 Team	0	0	0	1-0	0-0	0	0	0
TOTALS	945	711	234	28-190	20-379	121	20	12

2005 GAMES STARTED

OFFENSE	DEFENSE
QB Plummer, Jake	16 DE Brown, Courtney
RB Anderson, Mike	15 DE Ekuban, Ebenezer
RB Bell, Tatum	1 DE Pryce, Trevor
FB Johnson, Kyle	14 DT Myers, Michael
WR Adams, Charlie	2 DT Warren, Gerard
WR Lelie, Ashley	13 LB Burns, Keith
WR Smith, Rod	16 LB Gold, Ian
TE Alexander, Stephen	15 LB Williams, D.J.
TE Putzier, Jeb	4 LB Wilson, Al
C Nalen, Tom	16 CB Bailey, Champ
T Foster, George	16 CB Foxworth, Dominique
T Lepsis, Matt	16 CB Walls, Lenny
G Carlisle, Cooper	16 CB Williams, Darrent
G Hamilton, Ben	16 S Cox, Curume
	16 S Ferguson, Nick
	16 S Lynch, John

2005 COACHES

Mike Shanahan (Head Coach), **Gary Kubiak** (Offensive Coordinator), **Larry Coyer** (Defensive Coordinator), **Ronnie Bradford** (Special Teams), **Tim Brewster** (Tight Ends), **Jacob Burney** (Defensive Line/Ends), **Troy Calhoun** (Asst. to Head Coach), **Rick Dennison** (Offensive Line), **Kirk Doll** (Linebackers), **Thomas McGaughey** (Special Teams Asst.), **Pat McPherson** (Quarterbacks), **Andre Patterson** (Defensive Line/Tackles), **Jim Ryan** (Defensive Asst.), **Greg Saporta** (Asst. Strength & Conditioning), **Bob Slowik** (Defensive Backs), **Ryan Slowik** (Defensive Asst.), **Cedric Smith** (Asst. Strength & Conditioning), **Jimmy Spencer** (Asst. Defensive Backs), **Bobby Turner** (Running Backs), **Rich Tulen** (Strength & Conditioning), **Steve Watson** (Wide Receivers).

2005 LEADERS / RANKINGS

INDIVIDUAL	PLAYER.....NO.	AFC RANK	NFL RANK	NFL LEADER.....NO.
Points	Elam.....115	7	12	Alexander (SEA).....168
Rushing Yards	Anderson.....1,014	9	16	Alexander (SEA).....1,880
Passing Yards	Plummer.....3,366	7	12	Brady (NE).....4,110
Passer Rating	Plummer.....90.2	5	7	Manning (IND).....104.1
Receiving Yards	Smith.....1,105	4	13	Smith (CAR).....1,563
Receptions	Smith.....85	4	9	Smith (CAR)/Rogers (ARI).....1,503
Interceptions	Bailey.....8	3	4t	Law (NYJ)/O'Neal (CIN).....10
Sacks	Three Players.....4	40t	78t	Burgess (OAK).....16.0
OFFENSENO.	AFC RANK	NFL RANK	NFL LEADER.....NO.
Points Per Game	24.7	5	7	Seattle.....28.3
Total Yards Per Game	360.4	3	5	Kansas City.....387.0
Yards Per Play	5.6	4	5	Kansas City.....5.8
Rushing Yards Per Game	158.7	1	2	Atlanta.....159.1
Net Passing Yards Per Game	201.7	9	18	Arizona.....277.3
DEFENSENO.	AFC RANK	NFL RANK	NFL LEADER.....NO.
Points Per Game	16.1	2t	3t	Chicago.....12.6
Total Yards Per Game	312.9	7	15	Tampa Bay.....277.8
Yards Per Play	5.1	8	18	Chicago.....4.4
Rushing Yards Per Game	85.2	2	2	San Diego.....84.3
Net Passing Yards Per Game	227.7	14	29	Green Bay.....167.5

2005 KEY AWARDS

Pro Bowl (4): CB Champ Bailey, S John Lynch, WR Rod Smith, LB Al Wilson. **AP All-Pro (2):** CB Champ Bailey (first team), LB Al Wilson (first team).

2005 NFL STANDINGS

AFC EAST

Team	W	L	T	Pct	PF	PA
y-New England	10	6	0	.625	379	338
Miami	9	7	0	.563	318	317
Buffalo	5	11	0	.313	271	367
New York Jets	4	12	0	.250	240	355

AFC NORTH

Team	W	L	T	Pct	PF	PA
y-Cincinnati	11	5	0	.688	421	350
x-Pittsburgh	11	5	0	.688	389	258
Baltimore	6	10	0	.375	265	299
Cleveland	6	10	0	.375	232	301

AFC SOUTH

Team	W	L	T	Pct	PF	PA
*yz-Indianapolis	14	2	0	.875	439	247
x-Jacksonville	12	4	0	.750	361	269
Tennessee	4	12	0	.250	299	421
Houston	2	14	0	.125	260	431

AFC WEST

Team	W	L	T	Pct	PF	PA
yz-Denver	13	3	0	.813	395	258
Kansas City	10	6	0	.625	403	325
San Diego	9	7	0	.563	418	312
Oakland	4	12	0	.250	290	383

NFC EAST

Team	W	L	T	Pct	PF	PA
y-New York Giants	11	5	0	.688	422	314
x-Washington	10	6	0	.625	359	293
Dallas	9	7	0	.563	325	308
Philadelphia	6	10	0	.375	310	388

NFC NORTH

Team	W	L	T	Pct	PF	PA
yz-Chicago	11	5	0	.688	260	202
Minnesota	9	7	0	.563	306	344
Detroit	5	11	0	.313	254	345
Green Bay	4	12	0	.250	298	344

NFC SOUTH

Team	W	L	T	Pct	PF	PA
y-Tampa Bay	11	5	0	.688	300	274
x-Carolina	11	5	0	.688	391	259
Atlanta	8	8	0	.500	351	341
New Orleans	3	13	0	.188	235	398

NFC WEST

Team	W	L	T	Pct	PF	PA
*yz-Seattle	13	3	0	.813	452	271
St. Louis	6	10	0	.375	363	429
Arizona	5	11	0	.313	311	387
San Francisco	4	12	0	.250	239	428

x - Playoffs; y - Division Title; z - First-round Bye; * - Home-field Advantage

WILD CARD PLAYOFF GAMES

1/7 - Washington 17, at Tampa Bay 10
1/7 - at New England 28, Jacksonville 3
1/8 - Carolina 23, at New York Giants 0
1/8 - Pittsburgh 31, at Cincinnati 17

DIVISIONAL PLAYOFF GAMES

1/14 - at Seattle 20, Washington 10
1/14 - at Denver 27, New England 13
1/15 - Pittsburgh 21, at Indianapolis 18
1/15 - Carolina 29, at Chicago 21

CONFERENCE CHAMPIONSHIPS

1/22 - Pittsburgh 34, at Denver 17
1/22 - at Seattle 34, Carolina 14

SUPER BOWL XL (DETROIT)

2/5 - Pittsburgh 21, Seattle 10

2004 FINAL STATISTICS (10-6)

Head Coach: Mike Shanahan AFC West: 2nd Home Stadium: INVESCO Field at Mile High

Date	W-L	Score	Opponent	Attendance	RUSHING	No.	Yds.	Avg.	Long	TD
Sept 12	W	34-24	Kansas City	75,939	Droughns	275	1240	4.5	51t	6
Sept 19	L	6-7	at Jacksonville	69,127	Bell	75	396	5.3	29	3
Sept 26	W	23-13	San Diego	74,533	Griffin	85	311	3.7	47t	2
Oct 3	W	16-13	at Tampa Bay	65,341	Plummer	62	202	3.3	22	1
Oct 10	W	20-17	Carolina	75,072	Hearst	20	81	4.1	11	1
Oct 17	W	31-3	at Oakland	62,507	Smith	5	33	6.6	14	0
Oct 25	L	10-23	at Cincinnati	65,806	Watts	5	33	6.6	10	0
Oct 31	L	28-41	Atlanta	75,083	Sapp	4	32	8.0	18	0
Nov 7	W	31-13	Houston	74,292	Lelie	3	5	1.7	8	0
Nov 21	W	34-13	at New Orleans	64,900	BRONCOS	534	2333	4.4	51t	13
Nov 28	L	24-25	Oakland	75,936	OPPONENTS	396	1512	3.8	44	16
Dec 5	L	17-20	at San Diego	65,395	RECEIVING	No.	Yds.	Avg.	Long	TD
Dec 12	W	20-17	Miami	75,027	Smith	79	1144	14.5	85t	7
Dec 19	L	17-45	at Kansas City	77,702	Lelie	54	1084	20.1	58	7
Dec 25	W	37-16	at Tennessee	68,809	Putzier	36	572	15.9	39	2
Jan 2	W	33-14	Indianapolis	75,149	Droughns	32	241	7.5	23t	2

TEAM STATISTICS	Den	Opp
TOTAL FIRST DOWNS	351	235
Rushing	127	83
Passing	184	130
Penalty	40	22
3RD DOWN: MADE/ATT	78/206	65/209
3rd Down Pct.	37.9	31.1
4TH DOWN: MADE/ATT	7/14	5/14
4th Down Pct.	50.0	35.7
POSSESSION AVG.	32:38	27:23
TOTAL NET YARDS	6332	4459
Avg. Per Game	395.8	278.7
Total Plays	1070	918
Avg. Per Play	5.9	4.9
NET YARDS RUSHING	2333	1512
Avg. Per Game	145.8	94.5
Total Rushes	534	396
NET YARDS PASSING	3999	2947
Avg. Per Game	249.9	184.2
Sacked/Yards Lost	15/90	38/266
Gross Yards	4089	3213
Att./Completions	521/303	484/272
Completion Pct.	58.2	56.2
Had Intercepted	20	12
PUNTS/AVERAGE	70/40.5	95/44.7
NET PUNTING AVG.	70/34.3	95/38.2
PENALTIES/YARDS	93/880	120/1062
FUMBLES/BALL LOST	23/9	24/8
TOUCHDOWNS	42	35
Rushing	13	16
Passing	27	17
Returns	2	2

SCORE BY PERIODS	1	2	3	4	OT	PTS
BRONCOS	102	138	50	91	0	381
OPPONENTS	68	121	67	48	0	304

SCORING	TD	Ru	Pa	Ret	PAT	FG	S	PTS
Elam	0	0	0	0	42/42	29/34	0	129
Droughns	8	6	2	0	0	0	0	48
Lelie	7	0	7	0	0	0	0	42
Smith	7	0	7	0	0	0	0	42
Hape	4	0	4	0	0	0	0	24
Bell	3	3	0	0	0	0	0	18
Griffin	3	2	1	0	0	0	0	18
K. Johnson	2	0	2	0	0	0	0	12
Putzier	2	0	2	0	0	0	0	12
Carswell	1	0	1	0	0	0	0	6
Hearst	1	1	0	0	0	0	0	6
E. Johnson	1	0	0	1	0	0	0	6
Plummer	1	1	0	0	0	0	0	6
Watts	1	0	1	0	0	0	0	6
Wilson	1	0	0	1	0	0	0	6
BRONCOS	42	13	27	2	42/42	29/34	0	381
OPPONENTS	35	16	17	2	31/32	21/26	0	304

2-PT. CONVERSIONS: BRONCOS 0-0, OPPONENTS 0-3

SACKS: Hayward 10.5, E. Johnson 3.0, Palepoi LG 3.0, Palepoi TM 3.0, Coleman 2.5, Fatafehi 2.5, Wilson 2.5, Ellis 2.0, K. Kennedy 2.0, Lynch 2.0, Williams 2.0, Chukwurah 1.0, Herndon 1.0, R. Johnson 1.0, Middlebrooks 1.0, Pope 1.0, Spragan 1.0, **BRONCOS 38.0, OPPONENTS 15.0**

PASSING	Att.	Comp.	Yds.	Comp.%	Yds/Att.	TD	TD%	Int	Int%	Lg	Sack/Lost	Rating
Plummer	521	303	4089	58.2	7.85	27	5.2	20	3.8	85t	15/90	84.5
BRONCOS	521	303	4089	58.2	7.85	27	5.2	20	3.8	85t	15/90	84.5
OPPONENTS	484	272	3213	56.2	6.64	17	3.5	12	2.5	71t	38/266	78.0

RECEIVING	No.	Yds.	Avg.	Long	TD
Smith	79	1144	14.5	85t	7
Lelie	54	1084	20.1	58	7
Putzier	36	572	15.9	39	2
Droughns	32	241	7.5	23t	2
Watts	31	385	12.4	28	1
Carswell	22	198	9.0	20	1
Griffin	10	68	6.8	22	1
K. Johnson	9	126	14.0	31	2
Jackson	8	73	9.1	20	0
Hape	8	35	4.4	11	4
Luke	6	52	8.7	12	0
Bell	5	80	16.0	58	0
Hearst	2	20	10.0	15	0
Bailey	1	11	11.0	11	0
BRONCOS	303	4089	13.5	85t	27
OPPONENTS	272	3213	11.8	71t	17

INTERCEPTIONS	No.	Yds.	Avg.	Long	TD
Bailey	3	0	0.0	0	0
Herndon	2	17	8.5	15	0
Wilson	2	17	8.5	10	1
Hayward	1	76	76.0	76	0
E. Johnson	1	32	32.0	32t	1
K. Kennedy	1	21	21.0	21	0
Williams	1	10	10.0	10	0
Lynch	1	2	2.0	2	0
BRONCOS	12	175	14.6	76	2
OPPONENTS	20	344	17.2	97	1

PUNTING	No.	Yds.	Avg.	Net	TB	In20	Long	B
Knorr	54	2243	41.5	34.2	6	12	66	1
Baker LG	24	931	38.8	31.6	1	10	52	0
Baker TM	15	591	39.4	34.4	1	7	48	0
BRONCOS	70	2834	40.5	34.3	7	19	66	1
OPPONENTS	95	4250	44.7	38.2	11	36	65	0

PUNT RETURNS	No.	FC	Yds.	Avg.	Long	TD
Smith	22	8	223	10.1	30	0
Luke	19	8	135	7.1	21	0
Adams	2	1	42	21.0	39	0
BRONCOS	43	17	400	9.3	39	0
OPPONENTS	32	11	295	9.2	50	0

KICKOFF RETURNS	No.	Yds.	Avg.	Long	TD
R. Alexander	19	386	20.3	32	0
Luke	15	306	20.4	32	0
Droughns	14	344	24.6	48	0
Griffin	4	52	13.0	21	0
Sapp	1	34	34.0	34	0
BRONCOS	53	1122	21.2	48	0
OPPONENTS	68	1635	24.0	97t	1

FIELD GOALS	1-19	20-29	30-39	40-49	50+
Elam	0/0	10/10	7/8	9/12	3/4
BRONCOS	0/0	10/10	7/8	9/12	3/4
OPPONENTS	0/0	6/6	7/8	3/5	5/7

ELAM: (43G,45G)(44G,22G,51N)(22G,23G,43G)(49G,50G,23G)(32G,33G)(33G)(49N,29G)(52G)(48G,34G)(32G,43B)(43N,31G)(20G,50G)(27G)(22G,34N,22G,30G)(45G,23G,40G,40G)

OPPONENTS: (58N,50G)(23G,51G)(28G,30G)(53G,52N)(35G)(53G,34G,35G)(24G,43G,49N)(37N)(24G,36G)(48N)(23G,23G)(32G)(39G)(44G,43G,50G)(1)

2004 DEFENSIVE STATS

(based on coaches' film review)

	TT	UT	A	S-YDS	I-YDS	PD	FF	FR
1 Williams	114	82	32	2-13	1-10	9	1	0
2 Wilson	109	73	36	2.5-20	2-17	4	2	0
3 Kennedy	90	73	17	2-15	1-21	6	2	1
4 Bailey	84	74	10	0-0	3-0	13	0	0
5 Herndon	77	64	13	1-5	2-17	20	3	1
6 Lynch	76	56	20	2-17	1-2	10	3	0
7 Spragan	65	40	25	1-1	0-0	3	1	1
8 Hayward	60	45	15	10.5-73.5	1-76	5	1	1
9 Coleman	46	29	17	2.5-14.5	0-0	1	1	1
10 Fatafeh	31	20	11	2.5-22	0-0	1	0	1
11 Pope	30	22	8	1-2	0-0	1	0	0
12 Palepoi	25	17	8	3-19	0-0	3	0	0
13 E. Johnson	24	16	8	3-26	1-32	1	0	0
14 Walls	21	18	3	0-0	0-0	2	1	0
15 R. Johnson	18	11	7	1-12	0-0	2	1	0
16 Middlebrooks	17	16	1	1-3	0-0	10	0	1
17 Ferguson	16	15	1	0-0	0-0	1	0	0
18 Ellis	6	6	0	2-11	0-0	0	0	0
R. Alexander	6	5	1	0-0	0-0	0	0	0
20 Chukwurah	4	3	1	1-12	0-0	1	1	0
21 Holland	2	2	0	0-0	0-0	1	0	0
Pryce	2	2	0	0-0	0-0	1	0	0
Pierce	2	0	2	0-0	0-0	0	0	0
TOTALS	925	689	236	38-266	12-175	95	17	7

2004 GAMES STARTED

OFFENSE

QB Plummer, Jake	16	DE Coleman, Marco	16
RB Droughns, Reuben	15	DE Hayward, Reggie	15
RB Griffin, Quentin	4	DE Johnson, Raylee	1
FB Johnson, Kyle	3	DE Pryce, Trevor	1
WR Lelle, Ashley	16	DT Fatafeh, Mario	16
WR Smith, Rod	16	DT Pope, Monsanto	15
WR Watts, Darius	2	LB Spragan, Donnie	14
TE Carswell, Dwayne	14	LB Williams, D.J.	14
TE Hape, Patrick	5	LB Wilson, Al	16
TE Puttler, Jeb	5	CB Alexander, Roc	1
C Nalen, Tom	16	CB Bailey, Champ	16
T Foster, George	16	CB Herndon, Kelly	16
T Lepsis, Matt	16	CB Middlebrooks, Willie	2
G Neil, Dan	12	CB Walls, Lenny	1
G Hamilton, Ben	16	S Ferguson, Nick	1
G Carlisle, Cooper	3	S Kennedy, Kenoy	16
		S Lynch, John	15

2004 COACHES

Mike Shanahan (Head Coach), Gary Kubiak (Offensive Coordinator), Larry Coyer (Defensive Coordinator), Ronnie Bradford (Special Teams), Jacob Burney (Defensive Line), Troy Calhoun (Offensive Asst./Special Teams), Rick Dennison (Offensive Line), Kirk Doll (Assistant Defensive Backs), David Gibbs (Defensive Backs - through 11/10), Pat McPherson (Quarterbacks), Keith Millard (Asst. Defensive Line/Pass Rush Specialist), Brian Pariani (Tight Ends), Greg Saporta (Asst. Strength & Conditioning), Cedric Smith (Asst. Strength & Conditioning), Jimmy Spencer (Defensive Backs), Bobby Turner (Running Backs), Rich Tulen (Strength & Conditioning), Steve Watson (Wide Receivers).

2004 LEADERS / RANKINGS

INDIVIDUAL	PLAYER	NO.	AFC RANK	NFL RANK	NFL LEADER	NO.
Points	Elam	129	2	2	Vinateri (NE)	141
Rushing Yards	Droughns	1,240	6	9	Martin (NYJ)	1,679
Passing Yards	Plummer	4,089	3	4	Culpepper (MIN)	4,717
Passer Rating	Plummer	84.5	8	15	Manning (IND)	121.1
Receiving Yards	Smith	1,144	7	16	Muhammad (CAR)	1,405
Receptions	Smith	79	9	20	Mason (TEN)	92
Interceptions	Bailey	3	26	48	Reed (BAL)	9
Sacks	Hayward	10.5	3	13	Freney (IND)	16.0

OFFENSE	NO.	AFC RANK	NFL RANK	NFL LEADER	NO.
Points Per Game	23.8	6	9	Indianapolis	32.6
Total Yards Per Game	395.8	3	5	Kansas City	418.4
Yards Per Play	5.9	3	5	Indianapolis	6.7
Rushing Yards Per Game	145.8	3	4	Atlanta	167.0
Net Passing Yards Per Game	249.8	3	6	Indianapolis	288.9

DEFENSE	NO.	AFC RANK	NFL RANK	NFL LEADER	NO.
Points Per Game	18.6	7	10	Pittsburgh	14.6
Total Yards Per Game	278.7	3	4	Pittsburgh	258.4
Yards Per Play	4.9	5	7	Buffalo	4.3
Rushing Yards Per Game	94.5	3	4	Pittsburgh	81.2
Net Passing Yards Per Game	184.2	5	6	Miami	162.0

2004 KEY AWARDS

Pro Bowl (2): CB Champ Bailey, S John Lynch. AP All-Pro (1): CB Champ Bailey (first team).

2004 NFL STANDINGS

AFC EAST

Team	W	L	T	Pct	PF	PA
yz-New England	14	2	0	.875	437	260
x-New York Jets	10	6	0	.625	333	261
Buffalo	9	7	0	.563	395	284
Miami	4	12	0	.250	275	354

AFC NORTH

Team	W	L	T	Pct	PF	PA
*yz-Pittsburgh	15	1	0	.938	372	251
Baltimore	9	7	0	.563	317	268
Cincinnati	8	8	0	.500	374	372
Cleveland	4	12	0	.250	276	390

AFC SOUTH

Team	W	L	T	Pct	PF	PA
y-Indianapolis	12	4	0	.750	522	351
Jacksonville	9	7	0	.563	261	280
Houston	7	9	0	.438	309	339
Tennessee	5	11	0	.313	344	439

AFC WEST

Team	W	L	T	Pct	PF	PA
y-San Diego	12	4	0	.750	446	313
x-Denver	10	6	0	.625	381	304
Kansas City	7	9	0	.438	483	435
Oakland	5	11	0	.313	320	442

NFC EAST

Team	W	L	T	Pct	PF	PA
*yz-Philadelphia	13	3	0	.813	386	260
Dallas	6	10	0	.375	293	405
New York Giants	6	10	0	.375	303	347
Washington	6	10	0	.375	240	265

NFC NORTH

Team	W	L	T	Pct	PF	PA
y-Green Bay	10	6	0	.625	424	380
x-Minnesota	8	8	0	.500	405	395
Detroit	6	10	0	.375	296	350
Chicago	5	11	0	.313	231	331

NFC SOUTH

Team	W	L	T	Pct	PF	PA
yz-Atlanta	11	5	0	.688	340	337
New Orleans	8	8	0	.500	348	405
Carolina	7	9	0	.438	355	339
Tampa Bay	5	11	0	.313	301	304

NFC WEST

Team	W	L	T	Pct	PF	PA
y-Seattle	9	7	0	.563	371	373
x-St. Louis	8	8	0	.500	319	392
Arizona	6	10	0	.375	284	322
San Francisco	2	14	0	.125	259	452

x - Playoffs; y - Division Title; z - First-round Bye; * - Home-field Advantage

WILD CARD PLAYOFF GAMES

1/8 - St. Louis 27, at Seattle 20
1/8 - New York Jets 20, at San Diego 17
1/9 - at Indianapolis 49, Denver 24
1/9 - Minnesota 31, at Green Bay 17

DIVISIONAL PLAYOFF GAMES

1/15 - at Pittsburgh 20, New York Jets 17
1/15 - at Atlanta 47, St. Louis 17
1/16 - at Philadelphia 27, Minnesota 14
1/16 - at New England 20, Indianapolis 3

CONFERENCE CHAMPIONSHIPS

1/23 - at Philadelphia 27, Atlanta 10
1/23 - New England 41, at Pittsburgh 27

SUPER BOWL XXXIX (JACKSONVILLE, FLA.)

2/6 - New England 24, Philadelphia 21

2003 FINAL STATISTICS (10-6)

Head Coach: Mike Shanahan AFC West: 2nd Home Stadium: INVESCO Field at Mile High

Date	W-L	Score	Opponent	Attendance	RUSHING	No.	Yds.	Avg.	Long	TD
Sept 7	W	30-10	at Cincinnati	63,820	Portis	290	1591	5.5	65t	14
Sept 14	W	37-13	at San Diego	65,445	Griffin	94	345	3.7	23	0
Sept 22	W	31-10	Oakland	76,753	Anderson	70	257	3.7	44	3
Sept 28	W	20-16	Detroit	75,719	Plummer	37	205	5.5	40	3
Oct 5	L	23-24	at Kansas City	78,903	Smith	10	98	9.8	26	0
Oct 12	W	17-14	Pittsburgh	75,974	Lelie	8	43	5.4	13	0
Oct 19	L	20-28	at Minnesota	64,381	Sapp	12	31	2.6	5	0
Oct 26	L	6-26	at Baltimore	69,721	Droughns	6	14	2.3	12	0
Nov 3	L	26-30	New England	76,203	Beuerlein	5	13	2.6	7	0
Nov 16	W	37-8	San Diego	75,217	Madise	1	10	10.0	10	0
Nov 23	L	10-19	Chicago	75,540	Jackson	1	9	9.0	9	0
Nov 30	W	22-8	at Oakland	57,201	Cole	2	8	4.0	8	0
Dec 7	W	45-27	Kansas City	76,403	Kanell	6	5	0.8	9	0
Dec 14	W	23-20	Cleveland (OT)	75,358	O'Neal	1	0	0.0	0	0
Dec 21	W	31-17	at Indianapolis	57,149	BRONCOS	543	2629	4.8	65t	20
Dec 28	L	3-31	at Green Bay	70,299	OPPONENTS	379	1605	4.2	98t	11

TEAM STATISTICS				Den	Opp	RECEIVING				No.	Yds.	Avg.	Long	TD
TOTAL FIRST DOWNS				334	241	Smith				74	845	11.4	38	3
Rushing				133	77	Sharpe				62	770	12.4	28	8
Passing				162	141	Portis				38	314	8.3	72	0
Penalty				39	23	Lelie				37	628	17.0	60	2
3RD DOWN: MADE/ATT				82/211	61/207	McCaffrey				19	195	10.3	23	0
3rd Down Pct.				38.9	29.5	Anderson				12	53	4.4	18	2
4TH DOWN: MADE/ATT				3/13	12/25	Droughns				9	87	9.7	15	2
4th Down Pct.				23.1	48.0	Griffin				8	61	7.6	24	0
POSSESSION AVG.				33:53	26:07	D. Carswell				6	53	8.8	19	1
TOTAL NET YARDS				5598	4433	Putzier				4	34	8.5	13	0
Avg. Per Game				349.9	277.1	Cole				3	36	12.0	18	0
Total Plays				1047	910	Hape				3	30	10.0	12	0
Avg. Per Play				5.3	4.9	Madise				2	10	5.0	5	0
NET YARDS RUSHING				2629	1605	O'Neal				2	4	2.0	3	0
Avg. Per Game				164.3	100.3	Carlisle				1	6	6.0	6t	1
Total Rushes				543	379	BRONCOS				280	3126	11.2	72	19
NET YARDS PASSING				2969	2828	OPPONENTS				265	3049	11.5	66t	17
Avg. Per Game				185.6	176.8	INTERCEPTIONS				No.	Yds.	Avg.	Long	TD
Sacked/Yards Lost				25/157	36/221	K. Herndon				3	19	6.3	16	0
Gross Yards				3126	3049	Gold				2	14	7.0	12t	1
Att./Completions				479/280	495/265	O'Neal				1	6	6.0	6	0
Completion Pct.				58.5	53.5	Brandon				1	0	0.0	0	0
Had Intercepted				18	9	Kennedy				1	0	0.0	0	0
PUNTS/AVERAGE				70/42.0	85/43.1	Wallis				1	0	0.0	0	0
NET PUNTING AVG.				70/32.2	85/35.5	BRONCOS				9	39	4.3	16	1
PENALTIES/YARDS				107/92.2	137/103.1	OPPONENTS				18	319	17.7	41	2
FUMBLES/BALL LOST				24/6	27/11	PUNTING				No.	Yds.	Avg.	Net	TB
TOUCHDOWNS				42	32	Knorr				68	2937	43.2	32.2	6
Rushing				20	11	BRONCOS				70	2937	42.0	32.2	6
Passing				19	17	OPPONENTS				85	3663	43.1	35.5	10
Returns				3	4	IN20								19

SCORE BY PERIODS										PUNT RETURNS									
		1	2	3	4	OT	PTS			No.	FC	Yds.	Avg.	Long	TD				
BRONCOS		110	122	74	72	3	381	O'Neal		33	10	315	9.5	57t	1				
OPPONENTS		63	87	45	106	0	301	Smith		6	8	127	21.2	65t	1				
SCORING										BRONCOS									
TD	Ru	Pa	Ret	PAT	FG	S	PTS	OPPONENTS		39	18	442	11.3	65t	2				
Elam	0	0	0		27/31	0	120	KICKOFF RETURNS <td>No.</td> <td>Yds.</td> <td>Avg.</td> <td>Long</td> <td>TD</td>		No.	Yds.	Avg.	Long	TD					
Portis	14	14	0	0		0	86	Cole		30	714	23.8	34	0					
Sharpe	8	0	8	0		0	48	Droughns		12	293	24.4	36	0					
Anderson	5	3	2	0		0	30	O'Neal		8	128	16.0	24	0					
Smith	4	0	3	1		0	24	Madise		5	137	27.4	83	0					
Plummer	3	3	0	0		0	18	Anderson		2	14	7.0	14	0					
Droughns	2	0	2	0		0	12	Fatafeh		1	0	0.0	0	0					
Lelie	2	0	2	0		0	12	Putzier		1	16	16.0	16	0					
Carlisle	1	0	1	0		0	6	BRONCOS		59	1302	22.1	83	0					
Carswell	1	0	1	0		0	6	OPPONENTS		73	1679	23.0	63	0					
Gold	1	0	0	1		0	6	FIELD GOALS		1-19	20-29	30-39	40-49	50+					
O'Neal	1	0	0	1		0	6	Elam		0/0	10/11	6/6	9/11	2/3					
Knorr	0	0	0	0	2/2	1/1	0	Knorr		0/0	1/1	0/0	0/0	0/0					
TEAM	0	0	0	0	0/0	0/0	1	BRONCOS		0/0	11/12	6/6	9/11	2/3					
BRONCOS		42	20	19	3	41/41	28/32	1	381										
OPPONENTS		32	11	17	4	28/29	25/28	1	301										

2-PT. CONVERSIONS: Portis, BRONCOS 1-1, OPPONENTS 2-3

SACKS: Berry 11.5, Hayward 8.5, Pryce 8.5, Fatafeh 2.5, Ferguson 1.0, Kennedy 1.0, Pope 1.0, Wilson 1.0, Team 1.0, BRONCOS 36.0, OPPONENTS 25.0

ELAM: (51G,27G,39G)(30G,45G,34G)(20G)(37G,41G)(48G,29G,21G,53N)(47G)(46G,46G)(28G,22G)(44N,43G)(42G,22G,29N)(40N,25G)(147G)(51G,36G,25G)(24G)(31G) **KNORR:** (0)(0)(0)(0)(0)(27G)(0)(0)(0)(0)

OPPONENTS: (26G)(19G,25G)(41G)(53G)(23G)(24G,26G)(145N,25G,39G,22G,29G)(40G,46G,28G)(33G,23G,54G,47G)(46G,48G)(138N,39G,48G)(40G)(33G,40N)

PASSING	Att.	Comp.	Yds.	Comp. %	Yds/Att.	TD	TD%	Int	Int%	Long	Sack/Lost	Rating
Plummer	302	189	2182	62.6	7.23	15	5.0	7	2.3	60	14/73	91.2
Kanell	103	53	442	51.5	4.29	2	1.9	5	4.9	26	2/24	49.1
Beuerlein	63	33	389	52.4	6.17	2	3.2	5	7.9	38	9/60	49.0
J. Jackson	9	4	41	44.4	4.56	0	0.0	1	11.1	16	0/0	18.5
Knorr	1	0	0	0.0	0.00	0	0.0	0	0.0	0	0/0	39.6
Smith	1	1	72	100.0	72.00	0	0.0	0	0.0	72	0/0	118.8
BRONCOS	479	280	3126	58.5	6.53	19	4.0	18	3.8	72	25/157	75.6
OPPONENTS	495	265	3049	53.5	6.16	17	3.4	9	1.8	66t	36/221	76.2



2003 DEFENSIVE STATS

(based on coaches' film review)

	TT	UT	A	S-YDS	I-YDS	PD	FF	FR
1 Wilson	128	99	29	1-5	0-0	7	0	2
2 K. Herndon	78	65	13	0-0	3-19	14	2	0
3 Spragun	76	56	20	0-0	0-0	6	0	1
4 Ferguson	72	58	14	1-13	0-0	3	2	0
5 Walls	68	58	10	0-0	1-0	20	1	1
6 Kennedy	65	51	14	1-0	1-0	11	1	2
Berry	65	40	25	11-52	0-0	4	3	1
8 Sykes	64	49	15	0-0	0-0	0	1	0
9 Brandon	57	44	13	0-0	1-0	6	0	0
10 Pryce	51	41	10	8.5-58.0	0-0	2	2	1
11 Mobley	46	32	14	0-0	0-0	3	0	0
12 Hayward	44	32	12	8.5-47	0-0	5	2	2
Fatafehi	44	29	15	2.5-14.5	0-0	2	1	0
14 Holland	42	22	20	0-0	0-0	3	0	0
15 Gold	39	34	5	0-0	2-14	6	0	0
16 Pope	26	16	10	1-14	0-0	1	1	0
17 O'Neal	22	19	3	0-0	1-6	2	0	0
18 Davis	19	11	8	0-0	0-0	1	1	0
19 Gardener	15	10	5	0-0	0-0	0	0	0
20 Spencer	11	10	1	0-0	0-0	4	0	0
21 Burns	4	4	0	0-0	0-0	0	0	0
22 Pierce	3	2	1	0-0	0-0	0	0	0
Middlebrooks	3	3	0	0-0	0-0	1	0	0
24 McNeil	1	1	0	0-0	0-0	0	0	0
Young	1	1	0	0-0	0-0	0	0	0
Rutledge	1	0	1	0-0	0-0	0	0	0
27 Team	0	0	0	1-0	0-0	0	0	0
TOTALS	1,045	787	258	36-204	9-39	99	17	10

2003 GAMES STARTED

OFFENSE

QB Beuerlein, Steve	2	DE Berry, Bertrand	16
QB Jackson, Jarious	1	DE Hayward, Reggie	2
QB Kanell, Danny	2	DE Pryce, Trevor	16
QB Plummer, Jake	11	DT Fatafehi, Mario	9
RB Anderson, Mike	5	DT Gardener, Daryl	12
RB Droughns, Reuben	4	DT Holland, Darius	4
RB Griffin, Quentin	1	DT Pope, Monsanto	5
RB Portis, Clinton	13	LB Gold, Ian	6
WR Lelle, Ashley	10	LB Mobley, Johnie	7
WR McCaffrey, Ed	7	LB Spragun, Dornie	8
WR Smith, Rod	15	LB Sykes, Jason	8
TE Carswell, Dwayne	10	LB Wilson, Al	16
TE Sharpe, Shannon	15	CB Herndon, Kelly	11
C Nalen, Tom	16	CB O'Neal, Deltha	6
T Brockmeyer, Blake	2	CB Spencer, Jimmy	2
T Lepsis, Matt	16	CB Walls, Lenny	16
T Salaam, Ephraim	14	S Brandon, Sam	10
G Carlisle, Cooper	2	S Ferguson, Nick	10
G Hamilton, Ben	16	S Kennedy, Kenoy	12
G Neil, Dan	14		

2003 COACHES

Mike Shanahan (Head Coach), **Gary Kubiak** (Offensive Coordinator), **Larry Coyer** (Defensive Coordinator), **Ronnie Bradford** (Special Teams Asst.), **Jacob Burney** (Defensive Line), **Frank Bush** (Special Teams), **Troy Calhoun** (Defensive Asst.), **Rick Dennison** (Offensive Line), **Alex Gibbs** (Asst. Head Coach/Offensive Line), **David Gibbs** (Secondary), **Pat McPherson** (Quarterbacks), **Keith Millard** (Asst. Defensive Line/Pass Rush Specialist), **Brian Pariani** (Tight Ends), **Greg Saporta** (Asst. Strength & Conditioning), **Cedric Smith** (Asst. Strength & Conditioning), **Jimmy Spencer** (Player/Asst. Defensive Backs), **Bobby Turner** (Running Backs), **Rich Tuten** (Strength & Conditioning), **Steve Watson** (Wide Receivers).

2003 LEADERS / RANKINGS

INDIVIDUAL	PLAYER	NO.	AFC RANK	NFL RANK	NFL LEADER	NO.
Points	Elam	120	5	71	Wilkins (STL)	163
Rushing Yards	Portis	1,591	3	5	Lewis (BAL)	2,066
Passing Yards	Plummer	2,182	9	26	Manning (IND)	4,047
Passer Rating	Plummer	91.2	4	5	McNair (TEN)	100.4
Receiving Yards	Smith	845	13	25	Holt (STL)	1,696
Receptions	Smith	74	71	161	Holt (STL)	117
Interceptions	Herndon	3	191	401	Parish (SF)	9
Sacks	Berry	11.5	51	91	Strahan (NYG)	18
OFFENSE		NO.	AFC RANK	NFL RANK	NFL LEADER	NO.
Points Per Game		23.8	5	10	Kansas City	30.3
Total Yards Per Game		349.9	3	7	Minnesota	393.4
Yards Per Play		5.5	4	8	Minnesota	6.2
Rushing Yards Per Game		164.3	2	2	Baltimore	166.8
Net Passing Yards Per Game		185.6	10	22	Indianapolis	261.2
DEFENSE		NO.	AFC RANK	NFL RANK	NFL LEADER	NO.
Points Per Game		18.8	6	9	New England	14.9
Total Yards Per Game		277.1	3	4	Dallas	253.5
Yards Per Play		5.1	6	9	Baltimore	4.4
Rushing Yards Per Game		100.3	6	7	Tennessee	80.9
Passing Yards Per Game		176.8	4	6	Dallas	164.4

2003 KEY AWARDS

Pro Bowl (3): C Tom Nalen, RB Clinton Portis, LB Al Wilson. **AP All-Pro (1):** C Tom Nalen (first team). **NFL Alumni Offensive Lineman of the Year:** C Tom Nalen.

2003 NFL STANDINGS

AFC EAST

Team	W	L	T	Pct	PF	PA
*yz-New England	14	2	0	.875	348	238
Miami	10	6	0	.625	311	261
Buffalo	6	10	0	.375	243	279
New York Jets	6	10	0	.375	283	299

AFC NORTH

Team	W	L	T	Pct	PF	PA
y-Baltimore	10	6	0	.625	391	281
Cincinnati	8	8	0	.500	346	384
Pittsburgh	6	10	0	.375	300	327
Cleveland	5	11	0	.313	254	322

AFC SOUTH

Team	W	L	T	Pct	PF	PA
y-Indianapolis	12	4	0	.750	447	336
x-Tennessee	12	4	0	.750	435	324
Houston	5	11	0	.313	255	380
Jacksonville	5	11	0	.313	276	331

AFC WEST

Team	W	L	T	Pct	PF	PA
yz-Kansas City	13	3	0	.813	484	332
x-Denver	10	6	0	.625	381	301
Oakland	4	12	0	.250	270	379
San Diego	4	12	0	.250	313	441

NFC EAST

Team	W	L	T	Pct	PF	PA
*yz-Philadelphia	12	4	0	.750	374	287
x-Dallas	10	6	0	.625	289	260
Washington	5	11	0	.313	287	372
New York Giants	4	12	0	.250	243	387

NFC NORTH

Team	W	L	T	Pct	PF	PA
y-Green Bay	10	6	0	.625	442	307
Minnesota	9	7	0	.563	416	353
Chicago	7	9	0	.438	283	346
Detroit	5	11	0	.313	270	379

NFC SOUTH

Team	W	L	T	Pct	PF	PA
y-Carolina	11	5	0	.688	325	304
New Orleans	8	8	0	.500	340	326
Tampa Bay	7	9	0	.438	301	264
Atlanta	5	11	0	.313	299	422

NFC WEST

Team	W	L	T	Pct	PF	PA
yz-St. Louis	12	4	0	.750	447	328
x-Seattle	10	6	0	.625	404	327
San Francisco	7	9	0	.438	384	337
Arizona	4	12	0	.250	225	452

x - Playoffs; y - Division Title; z - First-round Bye; * - Home-field Advantage

WILD CARD PLAYOFF GAMES

1/3 - Tennessee 20, Baltimore 17
1/3 - Carolina 29, Dallas 10
1/4 - Green Bay 33, Seattle 27 (OT)
1/4 - Indianapolis 41, Denver 10

DIVISIONAL PLAYOFF GAMES

1/10 - Carolina 29, St. Louis 23 (2 OT)
1/10 - New England 17, Tennessee 14
1/11 - Indianapolis 38, Kansas City 31
1/11 - Philadelphia 20, Green Bay 17 (OT)

CONFERENCE CHAMPIONSHIPS

1/18 - Carolina 14, Philadelphia 13
1/18 - New England 24, Indianapolis 14

SUPER BOWL XXXVIII (HOUSTON)

2/1 - New England 32, Carolina 29

2002 FINAL STATISTICS (9-7)

Head Coach: Mike Shanahan AFC West: 2nd Home Stadium: INVESCO Field at Mile High

Date	W-L	Score	Opponent	Attendance	RUSHING	No.	Yds.	Avg.	Long	TD
Sept 8	W	23-16	St. Louis	75,710	Portis	273	1508	5.5	59	15
Sept 15	W	24-14	at San Francisco	67,685	Anderson	84	386	4.6	32	2
Sept 22	W	28-23	Buffalo	75,359	Gary	37	147	4.0	26	1
Sept 30	L	23-34	at Baltimore	69,538	Griese	37	107	2.9	13	1
Oct 6	W	26-9	San Diego	75,065	Lelie	4	40	10.0	24	0
Oct 13	L	22-24	Miami	75,941	Montgomery	4	27	6.8	28	0
Oct 20	W	37-34	at Kansas City (OT)	78,446	McCaffrey	2	22	11.0	17	0
Oct 27	W	24-16	at New England	68,436	Droughns	4	11	2.8	9	1
Nov 11	L	10-34	Oakland	76,643	Beuerlein	5	9	1.8	8	1
Nov 17	W	31-9	at Seattle	65,495	R. Smith	6	9	1.5	9	0
Nov 24	L	20-23	Indianapolis (OT)	75,075	Rouen TM	1	0	0.0	0	0
Dec 1	L	27-30	at San Diego (OT)	66,357	Knorr LG	1	-10	-10.0	-10	0
Dec 8	L	13-19	at New York Jets	78,521	BRONCOS	457	2266	5.0	59	21
Dec 15	W	31-24	Kansas City	75,947	OPPONENTS	379	1489	3.9	76	21
Dec 22	L	16-28	at Oakland	62,592						
Dec 29	W	37-7	Arizona	75,164						

TEAM STATISTICS	Den	Opp
TOTAL FIRST DOWNS	357	298
Rushing	125	100
Passing	199	176
Penalty	33	22
3RD DOWN: MADE/ATT	77/202	97/220
3rd Down Pct.	38.1	44.1
4TH DOWN: MADE/ATT	16/23	3/6
4th Down Pct.	69.6	50.0
POSSESSION AVG.	30:29	29:31
TOTAL NET YARDS	6090	4826
Avg. Per Game	380.6	301.6
Total Plays	1057	985
Avg. Per Play	5.8	4.9
NET YARDS RUSHING	2266	1489
Avg. Per Game	141.6	93.1
Total Rushes	457	379
NET YARDS PASSING	3824	3337
Avg. Per Game	239.0	208.6
Sacked/Yards Lost	46/315	40/251
Gross Yards	4139	3588
Att./Completions	554/359	566/360
Completion Pct.	64.8	63.6
Had Intercepted	20	9
PUNTS/AVERAGE	55/39.0	77/40.9
NET PUNTING AVG.	55/32.8	77/34.8
PENALTIES/YARDS	104/877	99/829
FUMBLES/BALL LOST	21/7	23/13
TOUCHDOWNS	45	39
Rushing	21	21
Passing	21	15
Returns	3	3

SCORE BY PERIODS	1	2	3	4	OT	PTS
BRONCOS	70	93	93	133	3	392
OPPONENTS	34	126	76	102	6	344

SCORING	TD	Ru	Pa	Ret	PAT	FG	S	PTS
Elam	0	0	0	0	42/43	26/36	0	120
Portis	17	15	2	0	0/0	0/0	0	102
R. Smith	5	0	5	0	0/0	0/0	0	30
Anderson	4	2	2	0	0/0	0/0	0	24
Sharpe	3	0	3	0	0/0	0/0	0	18
Droughns	2	1	1	0	0/0	0/0	0	12
Hape	2	0	2	0	0/0	0/0	0	12
Lelie	2	0	2	0	0/0	0/0	0	12
McCaffrey	2	0	2	0	0/0	0/0	0	12
O'Neal	2	0	0	2	0/0	0/0	0	12
Beuerlein	1	1	0	0	0/0	0/0	0	6
Carswell	1	0	1	0	0/0	0/0	0	6
Gary	1	1	0	0	0/0	0/0	0	6
Griese	1	1	0	0	0/0	0/0	0	6
McGlockton	1	0	0	1	0/0	0/0	0	6
Montgomery	1	0	1	0	0/0	0/0	0	6
TEAM	0	0	0	0	0/0	0/0	1	2
BRONCOS	45	21	21	3	42/43	26/36	1	392
OPPONENTS	39	21	15	3	33/34	25/32	0	344

2-PT. CONVERSIONS: BRONCOS 0-2, OPPONENTS 1-5

SACKS: Pryce 9.0, Berry, 6.5, Gold, 6.5, Wilson 5.0, Pope 4.0, McGlockton 2.5, Dalton 1.0, Mobley 1.0, Poole 1.0, Reagor 1.0, Reese 0.5, **BRONCOS 40.0, OPPONENTS 46.0**

PASSING	Att.	Comp.	Yds.	Comp.%	Yds/Att.	TD	TD%	Int	Int%	Long	Sack/Lost	Rating
Griese	436	291	3214	66.7	7.37	15	3.4	15	3.4	82t	34/237	85.6
Beuerlein	117	68	925	58.1	7.91	6	5.1	5	4.3	52	12/78	82.7
Smith	1	0	0	0.0	0.0	0	0.0	0	0.0	0	0/0	39.6
BRONCOS	554	359	4139	64.8	7.47	21	3.8	20	3.6	82t	46/315	84.8
OPPONENTS	566	360	3588	63.6	6.34	15	2.7	9	1.6	75t	40/251	83.7

RECEIVING	No.	Yds.	Avg.	Long	TD
R. Smith	89	1027	11.5	46	5
McCaffrey	69	903	13.1	69t	2
Sharpe	61	686	11.2	82t	3
Lelie	35	525	15.0	48	2
Portis	33	364	11.0	66t	2
Carswell	21	189	9.0	19	1
Anderson	18	167	9.3	52	2
Gary	18	148	8.2	19	0
Hape	6	26	4.3	7	2
Droughns	5	53	10.6	22t	1
Montgomery	4	51	12.8	21	1
BRONCOS	359	4139	11.5	82t	21
OPPONENTS	360	3588	10.0	75t	15

INTERCEPTIONS	No.	Yds.	Avg.	Long	TD
O'Neal	5	70	14.0	28t	2
Reagor	1	31	31.0	31	0
Walker	1	8	8.0	8	0
K. Herndon	1	0	0.0	0	0
Washington	1	-2	-2.0	-2	0
BRONCOS	9	107	11.9	31	2
OPPONENTS	20	310	15.5	98t	2

PUNTING	No.	Yds.	Avg.	Net	TB	In20	Yng	B
Knorr LG	71	2834	39.9	34.8	6	19	59	0
Knorr TM	24	906	37.8	34.1	2	8	59	0
Rouen TM	29	1239	42.7	31.7	4	6	63	2
BRONCOS	55	2145	39.0	32.8	6	14	63	2
OPPONENTS	77	3153	40.9	34.8	10	23	70	2

PUNT RETURNS	No.	FC	Yds.	Avg.	Long	TD
O'Neal	30	7	251	8.4	53	0
Poole	4	0	24	6.0	16	0
BRONCOS	34	7	275	8.1	53	0
OPPONENTS	23	10	223	9.7	40	0

KICKOFF RETURNS	No.	Yds.	Avg.	Long	TD
Droughns	20	516	25.8	53	0
Kasper TM	15	393	26.2	56	0
Montgomery	15	370	24.7	40	0
Reagor	4	74	18.5	25	0
Anderson	2	39	19.5	23	0
Carswell	2	14	7.0	14	0
Coleman	1	6	6.0	6	0
Gary	1	13	13.0	13	0
Hape	1	16	16.0	16	0
O'Neal	1	15	15.0	15	0
BRONCOS	62	1456	23.5	56	0
OPPONENTS	81	1781	22.0	66	0

FIELD GOALS	1-19	20-29	30-39	40-49	50+
Elam	1/1	9/9	7/9	5/11	4/6
BRONCOS	1/1	9/9	7/9	5/11	4/6
OPPONENTS	0/0	8/8	5/7	8/13	4/4

ELAM: (41G,34G,32G)(28G)(49N)(40G,57N,44N)(36G,43B)(33G,52G,23G,40G,55G)(32G,33G,25G)(48N,19G,39N)(27G)(40N,45G)(154G,24G,53N)(22G,23G,33N,46N)(30G)(25G)(44G,54G,21G)

OPPONENTS: (41G,43G,39N,39G)(138G)(23G,41G)(24G)(48N,53G)(41G,32G,43N)(26G)(47G,32G)(52G,37G,29G)(41G,54G,51G)(42N,20G,40G,49N,38B,27G)(43G,21G)(43N,21G)(1)

2002 DEFENSIVE STATS

(based on coaches' film review)

	TT	UT	A	S-YDS	I-YDS	PD	FF	FR
1 Wilson	199	158	41	5-35	0-0	4	1	2
2 Gold	166	130	36	6.5-34	0-0	5	3	1
3 Mobley	142	106	36	1-9	0-0	7	1	2
4 Kennedy	98	72	26	0-0	0-0	8	0	0
5 Walker	69	60	9	0-0	1-8	14	0	0
6 O'Neal	68	59	9	0-0	5-70	15	0	0
7 McGlockton	63	42	21	2.5-12	0-0	3	0	1
8 Pryce	61	51	10	9-68.0	0-0	1	1	1
9 Reese	58	48	10	0.5-6	0-0	5	1	0
10 Poole	55	51	4	1-6	0-0	10	1	0
11 Pittman	50	39	11	0-0	0-0	0	1	0
12 Dalton	39	33	6	1-13.0	0-0	1	1	0
13 Reagor	24	16	8	1-9.0	1-31	1	0	0
14 Pope	22	19	3	4-16.0	0-0	1	0	0
15 Brandon	18	16	2	0-0	0-0	2	1	1
16 Berry	14	12	2	6.5-30.0	0-0	2	0	2
17 Washington	13	9	4	0-0	1-2	1	0	0
18 Hayward	10	7	3	0-0	0-0	0	0	0
19 Spencer	4	4	0	0-0	0-0	1	0	0
20 Team	2	2	0	2-13.0	0-0	0	0	0
21 Burns	1	1	0	0-0	0-0	0	0	0
22 K. Herndon	0	0	0	0-0	1-0	1	0	0
TOTALS	1,176	935	241	40-251	9-107	82	11	10

2002 GAMES STARTED

OFFENSE	DEFENSE	
QB Beuerlein, Steve	3 DE Berry, Bertrand	1
QB Griese, Brian	13 DE Pittman, Kavika	15
RB Anderson, Mike	12 DE Pryce, Trevor	16
RB Gary, Olandis	2 DT Dalton, Lional	13
RB Portis, Clinton	12 DT McGlockton, Chester	15
WR Lelie, Ashley	1 DT Poe, Monsanto	1
WR McCaffrey, Ed	16 DT Reagor, Montae	1
WR Smith, Rod	16 LB Burns, Keith	1
TE Carswell, Dwayne	7 LB Gold, Ian	16
TE Putzier, Jeb	1 LB Mobley, John	16
TE Sharpe, Shannon	13 LB Wilson, Al	15
C Nalen, Tom	7 CB O'Neal, Deltha	14
G/C Hamilton, Ben	16 CB Poole, Tyrone	4
T Brockmeyer, Blake	1 CB Walker, Denard	16
T Lepsis, Matt	15 S Brandon, Sam	2
T Salaam, Ephraim	16 S Kennedy, Kenoy	15
G Herndon, Steve	9 S Reese, Izell	15
G Neil, Dan	16	

2002 COACHES

Mike Shanahan (Head Coach), **Jacob Burney** (Defensive Line), **Frank Bush** (Special Teams), **Larry Coyer** (Linebackers), **Rick Dennison** (Offensive Line), **Karl Dorrell** (Wide Receivers), **George Dyer** (Asst. to Head Coach), **Alex Gibbs** (Assistant Head Coach/Off. Line), **David Gibbs** (Secondary), **Gary Kubiak** (Off. Coord./QB), **Anthony Lynn** (Special Teams Assistant), **Pat McPherson** (Off. Asst.), **Keith Millard** (Asst. Def. Line/Pass Rush Spec.), **Ron Milus** (Nickel Backs), **Brian Pariani** (Tight Ends), **Ray Rhodes** (Def. Coordinator), **Greg Saporta** (Asst. Strength & Cond.), **Cedric Smith** (Asst. Strength & Cond.), **Bobby Turner** (Running Backs), **Rich Tuten** (Strength & Conditioning), **Steve Watson** (Def. Asst.).

2002 LEADERS / RANKINGS

INDIVIDUAL	PLAYER	NO.	AFC RANK	NFL RANK	NFL LEADER	NO.
Points	Elam	120	3	7	Holmes (KC)	144
Rushing Yards	Portis	1,508	4	4	Williams (MIA)	1,853
Passing Yards	Griese	3,214	8	12	Gannon (DAK)	4,689
Passing Rating	Griese	85.6	8	15	Pennington (NYJ)	104.2
Receiving Yards	R. Smith	1,027	9t	19t	Harrison (IND)	1,722
Receptions	R. Smith	89	8t	12t	Harrison (IND)	143
Interceptions	O'Neal	5	7t	10	Kelly (TB)/Woodson (DJK)	8
Sacks	Pryce	9.0	7t	18t	Taylor (MIA)	18.5
OFFENSE		NO.	AFC RANK	NFL RANK	NFL LEADER	NO.
Points Per Game		24.5	3	7	Kansas City	29.2
Total Yards Per Game		380.6	2	3	Oakland	389.8
Yards Per Play		5.8	3	3	Oakland	6.2
Rushing Yards Per Game		141.6	3	5	Minnesota	156.7
Net Passing Yards Per Game		239.0	5	8	Oakland	279.7
DEFENSE		NO.	AFC RANK	NFL RANK	NFL LEADER	NO.
Points Per Game		21.5	8	15	Tampa Bay	12.3
Total Yards Per Game		301.6	2	6	Tampa Bay	252.8
Yards Per Play		4.9	2	7	Tampa Bay	4.2
Rushing Yards Per Game		83.1	4	4	Pittsburgh	85.9
Net Passing Yards Per Game		208.6	9	17	Tampa Bay	155.6

2002 KEY AWARDS

Pro Bowl (2): DE Trevor Pryce, LB Al Wilson. **AP NFL Offensive Rookie of the Year:** RB Clinton Portis.

2002 NFL STANDINGS

AFC EAST

Team	W	L	T	Pct	PF	PA
y-New York Jets	9	7	0	.562	359	336
New England	9	7	0	.562	381	346
Miami	9	7	0	.562	378	301
Buffalo	8	8	0	.500	379	397

AFC NORTH

Team	W	L	T	Pct	PF	PA
y-Pittsburgh	10	5	1	.666	390	345
x-Cleveland	9	7	0	.562	344	320
Baltimore	7	9	0	.438	316	354
Cincinnati	2	14	0	.125	279	456

AFC SOUTH

Team	W	L	T	Pct	PF	PA
yz-Tennessee	11	5	0	.688	367	324
x-Indianapolis	10	6	0	.625	349	313
Jacksonville	6	10	0	.375	328	315
Houston	4	12	0	.250	213	356

AFC WEST

Team	W	L	T	Pct	PF	PA
*yz-Oakland	11	5	0	.688	450	304
Denver	9	7	0	.562	392	344
San Diego	8	8	0	.500	333	367
Kansas City	8	8	0	.500	467	399

NFC EAST

Team	W	L	T	Pct	PF	PA
*yz-Philadelphia	12	4	0	.750	415	241
x-New York Giants	10	6	0	.625	320	279
Washington	7	9	0	.438	307	365
Dallas	5	11	0	.312	217	329

NFC NORTH

Team	W	L	T	Pct	PF	PA
y-Green Bay	12	4	0	.750	398	328
Minnesota	6	10	0	.375	390	442
Chicago	4	12	0	.250	281	379
Detroit	3	13	0	.188	306	451

NFC SOUTH

Team	W	L	T	Pct	PF	PA
yz-Tampa Bay	12	4	0	.750	346	196
x-Atlanta	9	6	1	.594	402	314
New Orleans	9	7	0	.562	432	388
Carolina	7	9	0	.438	258	302

NFC WEST

Team	W	L	T	Pct	PF	PA
y-San Francisco	10	6	0	.625	367	351
St. Louis	7	9	0	.438	316	369
Seattle	7	9	0	.438	355	369
Arizona	5	11	0	.312	262	417

x - Playoffs; y - Division Title; z - First-round Bye; * - Home-field Advantage

WILD CARD PLAYOFF GAMES

- 1/4 - at New York Jets 41, Indianapolis 0
- 1/4 - Atlanta 27, at Green Bay 7
- 1/5 - at Pittsburgh 36, Cleveland 33
- 1/5 - at San Francisco 39, New York Giants 38

DIVISIONAL PLAYOFF GAMES

- 1/11 - at Philadelphia 20, Atlanta 6
- 1/11 - at Tennessee 34, Pittsburgh 31
- 1/12 - at Tampa Bay 31, San Francisco 6
- 1/12 - at Oakland 30, New York Jets 10

CONFERENCE CHAMPIONSHIPS

- 1/19 - Tampa Bay 27, at Philadelphia 10
- 1/19 - at Oakland 41, Tennessee 24

SUPER BOWL XXXVII (SAN DIEGO)

- 1/26 - Tampa Bay 48, Oakland 21

2001 FINAL STATISTICS (8-8)

Head Coach: Mike Shanahan AFC West: 3rd Home Stadium: INVESCO Field at Mile High

Date	W-L	Score	Opponent	Attendance	RUSHING	No.	Yds.	Avg.	Long	TD
Sept 10	W	31-20	New York Giants	75,735	T. Davis	167	701	4.2	57	0
Sept 23	W	38-17	at Arizona	50,913	Anderson	175	678	3.9	62t	4
Sept 30	L	13-20	Baltimore	75,082	Gary	57	228	4.0	29	1
Oct 7	W	20-6	Kansas City	75,037	Griese	50	173	3.5	24	1
Oct 14	L	21-34	at Seattle	61,837	R. Smith	3	27	9.0	17	0
Oct 21	L	10-27	at San Diego	67,521	Kasper	3	19	6.3	27	0
Oct 28	W	31-20	New England	74,750	Coleman	4	17	4.3	8	0
Nov 5	L	28-38	at Oakland	62,637	Frerotte	10	9	0.9	4t	1
Nov 11	W	26-16	San Diego	74,951	Kennison TM	3	9	3.0	10	0
Nov 18	L	10-17	Washington	74,622	Jackson	5	7	1.4	4	0
Nov 22	W	26-24	at Dallas	64,104	Montgomery	1	5	5.0	5	0
Dec 2	L	10-21	at Miami	73,938	Carter	1	4	4.0	4	0
Dec 9	W	20-7	Seattle	74,524	Hape	2	0	0.0	0	0
Dec 16	L	23-26	at Kansas City (OT)	77,778	BRONCOS	481	1877	3.9	62t	7
Dec 30	W	23-17	Oakland	75,582	OPPONENTS	406	1492	3.7	60t	9
Jan 6	L	10-29	at Indianapolis	56,192						

TEAM STATISTICS	Den	Opp	RECEIVING	No.	Yds.	Avg.	Long	TD
TOTAL FIRST DOWNS	304	292	R. Smith	113	1343	11.9	65t	11
Rushing	106	86	De. Clark	51	566	11.1	39	6
Passing	174	176	Carswell	34	299	8.8	25	4
Penalty	24	30	Kennison TM	15	169	11.3	36	1
3RD DOWN: MADE/ATT	83/129	63/191	Hape	15	96	6.4	25	3
3rd Down Pct.	37.9	33.0	T. Davis	12	69	5.8	16	0
4TH DOWN: MADE/ATT	4/10	4/10	Montgomery	11	99	9.0	23	0
4th Down Pct.	40.0	40.0	Carter	11	83	7.5	17	0
POSSESSION AVG.	31:23	28:37	Cole	9	128	14.2	21	0
TOTAL NET YARDS	4817	4774	Kasper	8	84	10.5	21	0
Avg. Per Game	301.1	298.4	Anderson	8	46	5.8	16	0
Total Plays	1034	960	McCaffrey	6	94	15.7	28	1
Avg. Per Play	4.7	5.0	Coleman	6	45	7.5	9	0
NET YARDS RUSHING	1877	1492	Poole	5	38	7.6	10	0
Avg. Per Game	117.3	93.3	Gary	4	29	7.3	11	0
Total Rushes	481	406	Dominguez	3	26	8.7	12	0
NET YARDS PASSING	2940	3282	Griese	1	-6	-6.0	-6	0
Avg. Per Game	183.8	205.1	BRONCOS	312	3208	10.3	65t	26
Sacked/Yards Lost	42/268	39/279	OPPONENTS	308	3561	11.6	72t	23
Gross Yards	3208	3561						
Att./Completions	511/312	515/308	INTERCEPTIONS	No.	Yds.	Avg.	Long	TD
Completion Pct.	61.1	59.8	O'Neal	9	115	12.8	42	0
Had Intercepted	19	22	Walker	3	60	20.0	39t	1
PUNTS/AVERAGE	82/44.7	77/47.0	Spencer	3	25	8.3	18	0
NET PUNTING AVG.	82/36.5	77/38.1	McGlockton	2	17	8.5	17	0
PENALTIES/YARDS	95/917	100/853	Brown	2	0	0.0	0	0
FUMBLES/BALL LOST	24/8	26/15	Mobley	1	17	17.0	17	0
TOUCHDOWNS	35	38	Kennedy	1	6	6.0	6	0
Rushing	7	9	Coghill	1	0	0.0	0	0
Passing	26	23	BRONCOS	22	240	10.9	42	1
Returns	2	6	OPPONENTS	19	256	13.5	56t	2

SCORE BY PERIODS	1	2	3	4	OT	PTS	PUNT RETURNS	No.	Yds.	Avg.	Net	TB	In20	Long	B
BRONCOS	50	128	89	73	0	340	BRONCOS	81	3668	45.3	36.5	8	25	64	1
OPPONENTS	65	94	58	119	3	339	OPPONENTS	77	3618	47.0	38.1	14	26	90	0

SCORING	TD	Ru	Pa	Ret	PAT	FG	S	PTS	KICKOFF RETURNS	No.	Yds.	Avg.	Long	TD
Elam	0	0	0	11	0	31/31	0	124	Cole	48	1127	23.5	52	0
R. Smith	11	0	0	0	0	0	0	68	Kasper	14	372	26.6	37	0
De. Clark	6	0	6	0	0	0	0	36	Carter	2	44	22.0	24	0
Anderson	4	4	0	0	0	0	0	26	De. Clark	1	11	11.0	11	0
Carswell	4	0	4	0	0	0	0	26	Gary	1	18	18.0	18	0
Hape	3	0	3	0	0	0	0	18	D. Smith	1	4	4.0	4	0
Frerotte	1	1	0	0	0	0	0	6	BRONCOS	67	1576	23.5	52	0
Gary	1	1	0	0	0	0	0	6	OPPONENTS	69	1526	22.1	88t	1
Griese	1	0	1	0	0	0	0	6						
Kennison TM	1	0	1	0	0	0	0	6	FIELD GOALS	1-19	20-29	30-39	40-49	50+
McCaffrey	1	0	1	0	0	0	0	6	Elam	0/0	11/11	8/8	10/13	2/4
O'Neal	1	0	0	1	0	0	0	6	BRONCOS	0/0	11/11	8/8	10/13	2/4
Walker	1	0	0	1	0	0	0	6	OPPONENTS	0/0	12/13	3/3	8/10	2/3
BRONCOS	35	7	26	2	31/31	31/36	0	340						
OPPONENTS	38	9	23	6	36/37	25/29	0	339						

2-PT. CONVERSIONS: Anderson, Carswell, R. Smith, **BRONCOS 3-4, OPPONENTS 0-1**

SACKS: Pryce 7.0, Romanowski 7.0, Washington 4.0, Brown 3.0, Gold 3.0, Hayward 3.0, Wilson 3.0, Berry 2.0, Kennedy 2.0, McGlockton 1.0, Mobley 1.0, Pittman 1.0, Reagor 1.0, Woodall 1.0, **BRONCOS 39.0, OPPONENTS 42.0**

ELAM: (65N,37G)(49G,31G,35G)(43G,49G)(48G,24G) () (45G,42N) (50G)(39G,21G,48B)(25G,29G,26G,33G) (33G) (24G,50G,46G,28G) (45G)(42G,20G)(34G,45N,36G,49G) (27G,25G,42G)(54N,25G)

OPPONENTS: (63N)(28G)(29G,26G)(23G,35G)(44G, 23G) (21G,51G) (24G,44G)(31G)(29G)(48G)(43G)() (41N) (51G,43G,28N,41G,41N,32G) (28G)(22G,40G,45G,22G,25G)

PASSING	Att.	Comp.	Yds.	Comp. %	Yds/Att.	TD	TD %	Int	Int %	Long	Sack/Lost	Rating
Griese	451	275	2827	61.0	6.27	23	5.1	19	4.2	65t	38/241	78.5
Frerotte	48	30	308	62.5	6.42	3	6.3	0	0.0	26t	3/21	101.7
Jackson	12	7	73	58.3	6.08	0	0.0	0	0.0	19	1/6	76.0
BRONCOS	511	312	3208	61.1	6.28	26	5.1	19	3.7	65t	42/268	80.6
OPPONENTS	515	308	3561	59.8	6.91	23	4.5	22	4.3	72t	39/279	77.8



2001 DEFENSIVE STATS

(based on coaches' film review)

	TT	UT	A	S-YDS	I-YDS	PD	FF	FR
1 Mobley	133	101	32	1-6	1-17	3	2	3
2 Wilson	128	98	30	3-25	0-0	7	1	0
3 Romanowski	116	84	32	7-44	0-0	2	1	0
4 Brown	98	78	20	3-26	2-6	8	1	1
5 Kennedy	92	70	22	2-18	1-6	6	0	0
6 O'Neal	60	53	7	0-0	9-115	18	0	0
Washington	60	44	16	4-20	0-0	0	1	1
8 Pryce	55	42	13	7-50	0-0	3	2	0
9 Walker	52	44	8	0-0	3-60	3	0	0
10 Pittman	50	43	7	1-14	0-0	1	1	1
11 McGlockton	43	39	4	1-8	2-17	3	1	0
12 Gold	28	22	6	3-14	0-0	2	1	0
13 Spencer	23	21	2	0-0	3-25	9	0	1
14 Hayward	22	16	6	3-21	0-0	0	0	0
15 Berry	17	13	4	2-12	0-0	1	0	2
16 Lett	15	14	1	0-0	0-0	1	0	0
17 E. Davis	11	6	5	0-0	0-0	1	0	1
18 Coghill	6	5	1	0-0	1-0	0	0	0
Reagar	6	6	0	1-6	0-0	0	0	0
20 Johnson	5	4	1	0-0	0-0	0	0	0
21 Woodall	4	3	1	1-6	0-0	0	0	0
22 Burns	3	2	1	0-0	0-0	0	0	0
23 Jenkins	1	1	0	0-0	0-0	0	0	0
TOTAL	1,028	809	219	39-279	22-240	68	11	10

2001 GAMES STARTED

OFFENSE

		DEFENSE	
QB Frerotte, Gus	1	DE Hayward, Reggie	2
QB Griese, Brian	15	DE Pittman, Kavika	14
RB Anderson, Mike	7	DE Washington, Keith	16
RB Davis, Terrell	8	DT McGlockton, Chester	16
RB Gary, Olandis	1	DT Pryce, Trevor	16
FB Carter, Tony	6	LB Mobley, John	16
FB Hape, Patrick	8	LB Romanowski, Bill	16
WR Cole, Chris	1	LB Wilson, Al	16
WR Kasper, Kevin	5	CB O'Neal, Deltha	16
WR McCaffrey, Ed	1	CB Spencer, Jimmy	1
WR Smith, Rod	14	CB Walker, Denard	15
TE Carswell, Dwayne	16	S Brown, Eric	16
TE Clark, Desmond	1	S Kennedy, Kenoy	16
C Nalen, Tom	16		
T Lepsius, Matt	16		
T Teague, Trey	16		
G Friedman, Lennie	14		
G Herndon, Steve	3		
G Neil, Dan	15		

2001 COACHES

Mike Shanahan (Head Coach), **Frank Bush** (Special Teams), **Larry Coyer** (Linebackers), **Rick Dennison** (Offensive Line), **Karl Dorrell** (Wide Receivers), **George Dyer** (Def. Line), **Alex Gibbs** (Asst. Head Coach/Off. Line), **David Gibbs** (Safeties), **Gary Kubiak** (Off. Coord./DBs), **Anthony Lynn** (Special Teams Asst.), **Pat McPherson** (Off. Asst.), **Ron Milus** (Def. Backs), **Brian Pariani** (Tight Ends), **Ray Rhodes** (Def. Coord.), **Greg Saporta** (Asst. Strength & Cond.), **Cedric Smith** (Asst. Strength & Cond.), **John Teerlinck** (Pass Rush Specialist), **Bobby Turner** (Running Backs), **Rich Tuten** (Strength & Cond.), **Steve Watson** (Def. Asst.), **Zaven Yarlalian** (Head Coach's Asst.).

2001 LEADERS / RANKINGS

INDIVIDUAL	PLAYER	NO.	AF	NFL	NFL LEADER	NO.
Points	Elam	124	21	31	Wilkins (STL)	127
Rushing Yards	Davis	701	14	24	Holmes (KC)	1,555
Passing Yards	Griese	2,827	13	23	Warner (STL)	4,830
Passer Rating	Griese	78.5	8	15	Warner (STL)	101.4
Receiving Yards	R. Smith	1,343	3	6	Boston (ARI)	1,598
Receptions	R. Smith	113	1	1	Smith (DEN)	113
Interceptions	O'Neal	9	21	31	Barber (TB/Henry) (CLE)	10
Sacks	Pryce/Romanowski	7	211	371	Strahan (NYG)	22.5
OFFENSE		NO.	AF	NFL	ST. LOUIS	NO.
Points Per Game		21.3	61	91	St. Louis	31.4
Total Yards Per Game		301.1	12	22	St. Louis	418.1
Yards Per Play		4.7	12	231	St. Louis	6.6
Rushing Yards Per Game		117.3	6	10	Pittsburgh	173.4
Net Passing Yards Per Game		183.8	13	25	St. Louis	291.4
DEFENSE		NO.	AF	NFL	NFL LEADER	NO.
Points Per Game		21.2	12	21	Chicago	12.7
Total Yards Per Game		298.4	4	8	Pittsburgh	258.6
Yards Per Play		5.0	81	151	Baltimore	4.4
Rushing Yards Per Game		93.3	4	6	Pittsburgh	74.7
Net Passing Yards Per Game		205.1	10	16	Miami	176.8

2001 KEY AWARDS

Pro Bowl (7): TE Dwayne Carswell, K Jason Elam, LB Ian Gold, CB Deltha O'Neal, DT Trevor Pryce, WR Rod Smith, LB Al Wilson. **AP All-Pro** (3): K Jason Elam (second team), DT Trevor Pryce (second team), WR Rod Smith (second team). **NFL Alumni Special Teams Player of the Year**: K Jason Elam.

2001 NFL STANDINGS

AFC EAST

Team	W	L	T	Pct	PF	PA
yz-New England	11	5	0	.688	371	272
x-Miami	11	5	0	.688	344	290
x-New York Jets	10	6	0	.625	308	295
Indianapolis	6	10	0	.375	413	486
Buffalo	3	13	0	.188	265	420

AFC CENTRAL

Team	W	L	T	Pct	PF	PA
*yz-Pittsburgh	13	3	0	.812	352	212
x-Baltimore	10	6	0	.625	303	265
Cleveland	7	9	0	.438	285	319
Tennessee	7	9	0	.438	336	388
Jacksonville	6	10	0	.375	294	286
Cincinnati	6	10	0	.375	226	309

AFC WEST

Team	W	L	T	Pct	PF	PA
y-Oakland	10	6	0	.625	399	327
Seattle	9	7	0	.562	301	324
Denver	8	8	0	.500	340	339
Kansas City	6	10	0	.375	320	344
San Diego	5	11	0	.312	332	321

NFC EAST

Team	W	L	T	Pct	PF	PA
y-Philadelphia	11	5	0	.688	343	208
Washington	8	8	0	.500	256	303
New York Giants	7	9	0	.438	294	321
Arizona	7	9	0	.438	295	343
Dallas	5	11	0	.312	246	338

NFC CENTRAL

Team	W	L	T	Pct	PF	PA
yz-Chicago	13	3	0	.812	338	203
x-Green Bay	12	4	0	.750	390	266
x-Tampa Bay	9	7	0	.562	324	280
Minnesota	5	11	0	.312	290	390
Detroit	2	14	0	.125	270	424

NFC WEST

Team	W	L	T	Pct	PF	PA
*yz-St. Louis	14	2	0	.875	503	273
x-San Francisco	12	4	0	.750	409	282
New Orleans	7	9	0	.438	333	409
Atlanta	7	9	0	.438	291	377
Carolina	1	15	0	.062	253	410

x - Playoffs; y - Division Title; z - First-round Bye; * - Home-field Advantage

WILD CARD PLAYOFF GAMES

1/12 - at Philadelphia 31, Tampa Bay 9

1/12 - at Oakland 38, New York Jets 24

1/13 - at Green Bay 25, San Francisco 15

1/13 - Baltimore 20, at Miami 3

DIVISIONAL PLAYOFF GAMES

1/19 - Philadelphia 33, at Chicago 19

1/19 - at New England 16, Oakland 13 (OT)

1/20 - at St. Louis 45, Green Bay 17

1/20 - at Pittsburgh 27, Baltimore 10

CONFERENCE CHAMPIONSHIPS

1/27 - at St. Louis 29, Philadelphia 24

1/27 - New England 24, at Pittsburgh 17

SUPER BOWL XXXVI (NEW ORLEANS)

2/3 - New England 20, St. Louis 17

2000 FINAL STATISTICS (11-5)

Head Coach: Mike Shanahan **AFC West:** 2nd **Home Stadium:** Mile High Stadium

Date	W-L	Score	Opponent	Attendance	RUSHING	No.	Yds.	Avg.	Long	TD
Sept 4	L	36-41	at St. Louis	65,956	Anderson	297	1487	5.0	80t	15
Sept 10	W	42-14	Atlanta	75,466	Davis	78	282	3.6	24	2
Sept 17	W	33-24	at Oakland	62,078	Coleman	54	183	3.4	24t	1
Sept 24	L	22-23	Kansas City	74,596	Griese	29	102	3.5	18	1
Oct 1	L	19-28	New England	75,684	R. Smith	6	99	16.5	50t	1
Oct 8	W	21-7	at San Diego	56,079	Gary	13	80	6.2	25	0
Oct 15	W	44-10	Cleveland	75,811	Frerotte	22	64	2.9	13t	1
Oct 22	L	21-31	at Cincinnati	61,603	Harris TM	10	22	2.2	6	0
Nov 5	W	30-23	at New York Jets	78,305	Griffith	5	4	0.8	3	0
Nov 13	W	27-24	Oakland	75,951	Jackson	1	-1	-1.0	-1	0
Nov 19	W	38-37	San Diego	75,218	Rosen	1	-11	-11.0	-10	0
Dec 6	W	38-31	at Seattle	68,661	BRONCOS	516	2311	4.5	80	21
Dec 3	W	38-23	at New Orleans	64,900	OPPONENTS	344	1598	4.6	77t	13
Dec 10	W	31-24	Seattle	75,218						
Dec 17	L	7-20	at Kansas City	78,406	RECEIVING	No.	Yds.	Avg.	Long	TD
Dec 23	W	38-9	San Francisco	76,098	McCaffrey	101	1317	13.0	61	9

TEAM STATISTICS	Den	Opp
TOTAL FIRST DOWNS	383	294
Rushing	124	80
Passing	223	189
Penalty	36	25
3RD DOWN: MADE/ATT	97/118	66/191
3rd Down Pct.	44.5	34.6
4TH DOWN: MADE/ATT	9/17	6/18
4th Down Pct.	52.9	33.3
POSSESSION AVG.	33:15	26:45
TOTAL NET YARDS	6554	5544
Avg. Per Game	409.6	346.5
Total Plays	1115	992
Avg. Per Play	5.8	5.8
NET YARDS RUSHING	2311	1598
Avg. Per Game	144.4	99.9
Total Rushes	516	344
NET YARDS PASSING	4243	3946
Avg. Per Game	265.2	246.6
Sacked/Yards Lost	30/221	44/251
Gross Yards	4464	4197
Att./Completions	569/354	574/310
Completion Pct.	62.2	54.0
Had Intercepted	12	27
PUNTS/AVERAGE	62/39.6	73/43.8
NET PUNTING AVG.	62/32.3	73/37.4
PENALTIES/YARDS	89/792	109/898
FUMBLES/BALL LOST	26/13	31/17
TOUCHDOWNS	58	58
Rushing	21	13
Passing	28	26
Returns	9	6

SCORE BY PERIODS	1	2	3	4	OT	PTS
BRONCOS	88	156	121	120	0	485
OPPONENTS	57	120	96	96	0	369

SCORING	TD	Ru	Pa	Ret	PAT	FG	\$	PTS
Elam	0	0	0	0	49/49	18/24	0	103
Anderson	15	15	0	0			0	92
McCauffrey	9	0	9	0			0	56
R. Smith	9	1	8	0			0	54
Nedney TM	0	0	0	0	4/4	8/10	0	28
Lindsey LG	0	0	0	0	5/5	5/7	0	20
Carswell	3	0	3	0			0	18
De. Clark	3	0	3	0			0	18
Davis	2	2	0	0			0	12
Griffith	2	2	0	0			0	12
Spencer	2	0	0	2			0	12
Buckley	1	0	0	1			0	6
Chamberlain	1	0	1	0			0	6
Coleman	1	1	0	0			0	6
Crockett	1	0	0	1			0	6
Frerotte	1	1	0	0			0	6
Gold	1	0	0	1			0	6
Griese	1	1	0	0			0	6
Jenkins	1	0	1	1			0	6
McGriff	1	0	1	0			0	6
O'Neal	1	0	0	1			0	6
Pryce	1	0	0	1			0	6
D. Smith	1	0	1	0			0	6
Stuttle	1	0	0	1			0	6
TEAM	0	0	0	0			1	2
BRONCOS	58	21	28	9	53/53	26/34	1	485
OPPONENTS	45	13	26	6	42/43	19/23	0	369

2-PT. CONVERSIONS: Anderson, McCaffrey, **BRONCOS 2-5, OPPONENTS 0-2**

SACKS: Pryce 12.0, Pittman 7.0, Wilson 5.0, Tanuvasa 4.0, Romanowski 3.5, Hasselbach 2.5, Gold 2.0, Mobley 2.0, Reagor 2.0, E. Brown 1.0, Crockett 1.0, Spencer 1.0, Traylor 1.0. **BRONCOS 44.0, OPPONENTS 30.0**

PASSING	Att.	Comp.	Yds.	Comp. %	Yds./Att.	TD	TD%	Int	Int%	Long	Sack/Lost	Rating
Griese	336	216	2688	64.3	8.00	19	5.7	4	1.2	61	17/139	102.9
Frerotte	232	138	1776	59.5	7.66	9	3.9	8	3.4	44	12/77	82.1
Johnson	1	0	0	0.0	0.00	0	0.0	0	0.0	0	1/5	39.6
BRONCOS	569	354	4464	62.2	7.85	28	4.9	12	2.1	61	30/221	94.2
OPPONENTS	574	310	4197	54.0	7.31	26	4.5	27	4.7	83t	44/251	73.1t

2000 DEFENSIVE STATS

(based on coaches' film review)

	TT	UT	A	S-YDS	I-YDS	PD	FF	FR
1 Mobley	133	92	41	2-16	1-9	10	2	0
2 Romanowski	121	88	33	3.5-17	2-0	3	2	2
3 Jenkins	109	87	22	0-0	4-3	7	3	0
4 Wilson	104	73	31	5-31	3-21	6	1	0
5 E. Brown	102	86	16	1-8	3-9	7	0	3
6 Traylor	53	44	9	1-0	0-0	2	2	1
7 Pryce	44	36	8	12-76.5	0-0	0	2	1
8 Spencer	40	35	5	1-1	3-102	6	1	0
9 Pittman	39	33	6	7-43	0-0	1	1	1
10 Buckley	33	32	1	0-0	6-110	8	0	0
11 Crockett	32	29	3	1-6	4-31	7	1	0
Tanuvasa	32	28	4	4-19	0-0	0	0	4
13 Gold	21	20	1	2-4	0-0	0	1	0
14 Cadrez	14	7	7	0-0	0-0	1	0	0
15 Reagar	13	13	0	2-19	0-0	1	0	0
Lodish	13	10	3	0-0	0-0	0	0	0
Hasselbach	13	8	5	2.5-10.5	0-0	0	1	0
18 Kennedy	6	6	0	0-0	1-0	0	0	0
19 Archambeau	2	2	0	0-0	0-0	0	0	0
O'Neal	2	2	0	0-0	0-0	5	1	1
Suttle	2	2	0	0-0	0-0	0	0	0
Burns	2	1	1	0-0	0-0	1	0	0
23 Coghill	1	1	0	0-0	0-0	0	1	0
TOTAL	931	735	196	44-251	27-343	65	19	13

2000 GAMES STARTED

OFFENSE

QB Frerotte, Gus	6	DE Hasselbach, Harald	1
QB Griese, Brian	10	DE Pittman, Kavika	15
RB Anderson, Mike	12	DE Tanuvasa, Maa	16
RB Davis, Terrell	4	DT Pryce, Trevor	16
FB Griffith, Howard	14	DT Traylor, Keith	16
WR McCaffrey, Ed	16	LB Cadrez, Glenn	3
WR Smith, Rod	16	LB Mobley, John	14
TE Carswell, Dwayne	16	LB Romanowski, Bill	16
TE Clark, Desmond	2	LB Wilson, Al	14
C Nalen, Tom	16	CB Buckley, Terrell	16
T Jones, Tony	16	CB Crockett, Ray	11
T Lepsis, Matt	16	CB Spencer, Jimmy	6
G Friedman, Lennie	8	S Brown, Eric	16
G Neil, Dan	16	S Jenkins, Billy	16
G Schlereth, Mark	8		

2000 COACHES

Mike Shanahan (Head Coach), **Frank Bush** (Nickel Package/Secondary), **Larry Coyer** (Linebackers), **Rick Dennison** (Special Teams), **Karl Dorrell** (Wide Receivers), **George Dyer** (Defensive Line), **Alex Gibbs** (Assistant Head Coach/Offensive Line), **Gary Kubiak** (Offensive Coordinator/Quarterbacks), **Anthony Lynn** (Special Teams Assistant), **Pat McPherson** (Offensive Assistant), **Ron Milus** (Defensive Backs), **Brian Pariani** (Tight Ends), **Greg Robinson** (Defensive Coordinator), **Greg Saporita** (Assistant Strength & Conditioning), **John Teerlinck** (Pass Rush Specialist), **Terry Tumeay** (Defensive Assistant), **Bobby Turner** (Running Backs), **Rich Tuten** (Strength & Conditioning).

2000 LEADERS / RANKINGS

INDIVIDUAL	PLAYER	NO.	AFC RANK	NFL RANK	NFL LEADER	NO.
Points	Elam	103	10	17	Stover (BAL)	135
Rushing Yards	Anderson	1,487	3	4	James (IND)	1,709
Passing Yards	Griese	2,688	8	17	Manning (IND)	4,413
Passer Rating	Griese	102.9	1	1	Griese (DEN)	102.9
Receiving Yards	R. Smith	1,602	1	2	Holt (STL)	1,635
Receptions	McCaffrey	101	2	3	Harrison (IND)	102
Interceptions	Buckley	6	3t	7t	Sharper (GB)	9
Sacks	Pryce	12	5	9t	Glover (NO)	18
OFFENSE		NO.	AFC RANK	NFL RANK	NFL LEADER	NO.
Points Per Game		30.3	1	2	St. Louis	33.8
Total Yards Per Game		409.6	1	2	St. Louis	442.2
Yards Per Play		5.9	2	5	St. Louis	7.0
Rushing Yards Per Game		144.4	3	3	Oakland	154.4
Net Passing Yards Per Game		265.2	2	3	St. Louis	327.0
DEFENSE		NO.	AFC RANK	NFL RANK	NFL LEADER	NO.
Points Per Game		23.1	13	23	Baltimore	10.3
Total Yards Per Game		346.5	14	24	Tennessee	238.4
Yards Per Play		5.8	15	30	Tennessee	4.2
Rushing Yards Per Game		99.9	6	7	Baltimore	60.6
Net Passing Yards Per Game		246.6	16	31	Tennessee	151.5

2000 KEY AWARDS

Pro Bowl (4): QB Brian Griese, C Tom Nalen, DT Trevor Pryce, WR Rod Smith. **AP All-Pro** (2): C Tom Nalen (first team), WR Rod Smith (second team). **AP NFL Offensive Rookie of the Year**: RB Mike Anderson.

2000 NFL STANDINGS

AFC EAST

Team	W	L	T	Pct	PF	PA
y-Miami	11	5	0	.688	323	226
x-Indianapolis	10	6	0	.625	429	326
New York Jets	9	7	0	.563	321	321
Buffalo	8	8	0	.500	315	350
New England	5	11	0	.313	276	338

AFC CENTRAL

Team	W	L	T	Pct	PF	PA
*yz-Tennessee	13	3	0	.813	346	191
x-Baltimore	12	4	0	.750	333	165
Pittsburgh	9	7	0	.563	321	255
Jacksonville	7	9	0	.438	367	327
Cincinnati	4	12	0	.250	185	359
Cleveland	3	13	0	.188	161	419

AFC WEST

Team	W	L	T	Pct	PF	PA
yz-Oakland	12	4	0	.750	479	299
x-Denver	11	5	0	.688	485	369
Kansas City	7	9	0	.438	355	354
Seattle	6	10	0	.375	320	405
San Diego	1	15	0	.063	269	440

NFC EAST

Team	W	L	T	Pct	PF	PA
*yz-New York Giants	12	4	0	.750	328	246
x-Philadelphia	11	5	0	.688	351	245
Washington	8	8	0	.500	281	269
Dallas	5	11	0	.313	294	361
Arizona	3	13	0	.188	210	443

NFC CENTRAL

Team	W	L	T	Pct	PF	PA
yz-Minnesota	11	5	0	.688	397	371
x-Tampa Bay	10	6	0	.625	388	269
Detroit	9	7	0	.563	307	307
Green Bay	9	7	0	.563	353	323
Chicago	5	11	0	.313	216	355

NFC WEST

Team	W	L	T	Pct	PF	PA
y-St. Louis	10	6	0	.625	540	371
x-New Orleans	10	6	0	.625	354	305
Carolina	7	9	0	.438	310	310
San Francisco	6	10	0	.375	388	422
Atlanta	4	12	0	.250	252	413

x - Playoffs; y - Division Title; z - First-round Bye; * - Home-field Advantage

WILD CARD PLAYOFF GAMES

12/30 - at Miami 23, Indianapolis 17 (OT)
12/30 - at New Orleans 31, St. Louis 28
12/31 - at Baltimore 21, Denver 3
12/31 - at Philadelphia 21, Tampa Bay 3

DIVISIONAL PLAYOFF GAMES

1/6 - at Oakland 27, Miami 0
1/6 - at Minnesota 34, New Orleans 16
1/7 - Baltimore 24, at Tennessee 10
1/7 - at New York 20, Philadelphia 10

CONFERENCE CHAMPIONSHIPS

1/14 - Baltimore 16, at Oakland 3
1/14 - at New York Giants 41, Minnesota 0

SUPER BOWL XXXV (TAMPA, FLA.)

1/28 - Baltimore 34, New York Giants 7

1999 FINAL STATISTICS (6-10)

Head Coach: Mike Shanahan AFC West: 5th Home Stadium: Mile High Stadium

Date	W-L	Score	Opponent	Attendance	RUSHING	No.	Yds.	Avg.	Long	TD
Sept 13	L	21-38	Miami	75,623	Gary	276	1159	4.2	71	7
Sept 19	L	10-26	at Kansas City	78,683	Davis	67	211	3.1	26	2
Sept 26	L	10-13	at Tampa Bay	65,297	Loville	40	203	5.1	36t	1
Oct 3	L	13-21	New York Jets	74,181	Griese	46	138	3.0	23	2
Oct 10	W	16-13	at Oakland	55,704	Griffith	17	66	3.9	13	1
Oct 17	W	31-10	Green Bay	73,352	C. Miller	8	40	5.0	13	0
Oct 24	L	23-24	at New England	60,011	Avery LG	5	21	4.2	11	0
Oct 31	L	20-23	Minnesota	75,021	Avery TM	5	21	4.2	11	0
Nov 7	W	33-17	at San Diego	61,204	Brister	2	17	8.5	17	0
Nov 14	L	17-20	at Seattle	66,314	D. Smith	1	7	7.0	7	0
Nov 22	W	27-21	Oakland (OT)	70,012	Lynn	2	2	1.0	1	0
Dec 5	L	10-16	Kansas City	73,855	Rouen	1	0	0.0	0	0
Dec 13	L	24-27	at Jacksonville	71,357	BRONCOS	465	1864	4.0	71	13
Dec 19	W	36-30	Seattle (OT)	65,987	OPPONENTS	440	1737	3.9	54	15
Dec 25	W	17-7	at Detroit	73,158	RECEIVING	No.	Yds.	Avg.	Long	TD
Jan 2	L	6-12	San Diego	69,278	R. Smith	79	1020	12.9	71	4

TEAM STATISTICS		Den	Opp
TOTAL FIRST DOWNS		308	267
Rushing		107	88
Passing		168	154
Penalty		33	25
3RD DOWN: MADE/ATT		84/229	64/203
3rd Down Pct.		36.7	31.5
4TH DOWN: MADE/ATT		6/14	5/11
4th Down Pct.		42.9	45.5
POSSESSION AVG.		31:06	28:54
TOTAL NET YARDS		5283	4753
Avg. Per Game		330.2	297.1
Total Plays		1053	961
Avg. Per Play		5.0	4.9
NET YARDS RUSHING		1864	1737
Avg. Per Game		116.5	108.6
Total Rushes		465	440
NET YARDS PASSING		3419	3016
Avg. Per Game		213.7	188.5
Sacked/Yards Lost		34/227	50/283
Gross Yards		3646	3299
Att./Completions		554/319	471/273
Completion Pct.		57.6	58.0
Had Intercepted		18	15
PUNTS/AVERAGE		84/46.5	92/43.6
NET PUNTING AVG.		84/35.6	92/36.5
PENALTIES/YARDS		114/872	114/1016
FUMBLES/BALL LOST		33/10	29/11
TOUCHDOWNS		32	35
Rushing		13	15
Passing		16	17
Returns		3	3

SCORE BY PERIODS	1	2	3	4	OT	PTS
BRONCOS	79	58	77	88	12	314
OPPONENTS	34	115	62	107	0	318

SCORING	TD	Ru	Pa	Ret	PAT	FG	S	PTS
Elam	0	0	0	0	29/29	29/36	0	116
Gary	7	7	0	0	0	0	0	44
McCauffrey	7	0	7	0	0	0	0	42
R. Smith	4	0	4	0	0	0	0	24
Carswell	2	0	2	0	0	0	0	12
Chamberlain	2	0	2	0	0	0	0	12
Davis	2	2	0	0	0	0	0	12
Griese	2	2	0	0	0	0	0	12
Griffith	2	1	1	0	0	0	0	12
Cadrez	1	0	0	1	0	0	0	6
Loville	1	1	0	0	0	0	0	6
Romanowski	1	0	0	1	0	0	0	6
Watson	1	0	0	1	0	0	0	6
Pryce	0	0	0	0	0	1	2	2
TEAM	0	0	0	0	0	1	2	2
BRONCOS	32	13	16	3	29/29	29/36	2	314
OPPONENTS	35	15	17	3	31/32	25/29	0	318

2-PT. CONVERSIONS: Gary, BRONCOS 1-1, OPPONENTS 1-3

SACKS: Pryce 13.0, Cadrez 7.0, Tanuvasa 7.0, N. Smith 6.5, Williams 4.0, Hasselbach 2.5, Crockett 2.0, Wayne 2.0, E. Brown 1.5, Traylor 1.5, Bowens 1.0, Braxton 1.0, Wilson 1.0, **BRONCOS 50.0, OPPONENTS 34.0**

PASSING	Att.	Comp.	Yds.	Comp.%	Yds/Att.	TD	TD%	Int	Int%	Long	Sack/Lost	Rating
Griese	452	261	3032	57.7	6.71	14	3.1	14	3.1	88	27/176	75.6
C. Miller	81	46	527	56.8	6.51	2	2.5	1	1.2	42	7/51	79.6
Brister	20	12	87	60.0	4.35	0	0.0	3	15.0	11	0/0	30.6
R. Smith	1	0	0	0.0	0.00	0	0.0	0	0.0	0	0/0	39.6
BRONCOS	554	319	3646	57.6	6.58	16	2.9	18	3.2	88	34/227	73.6
OPPONENTS	471	273	3299	58.0	7.00	17	3.6	15	3.2	67	50/283	78.3

BRONCOS OPPONENTS	No.	Yds.	Avg.	Long	TD
McCauffrey	71	1018	14.3	78t	7
Chamberlain	32	488	15.3	88	2
Griffith	26	192	7.4	20	1
Carswell	24	201	8.4	20	2
Sharpe	23	224	9.7	24	0
Gary	21	159	7.6	21	0
Loville	11	50	4.5	15	0
Cooper	9	98	10.9	21	0
B. Miller	5	59	11.8	26	0
Avery LG	4	24	6.0	11	0
Avery TM	4	24	6.0	11	0
D. Smith	4	23	5.8	11	0
McGriff	3	37	12.3	15	0
Davis	3	26	8.7	10	0
Doering	3	22	7.3	9	0
Clark	1	5	5.0	5	0
BRONCOS	219	3646	11.4	88	16
OPPONENTS	373	3299	12.1	67	17

INTERCEPTIONS	No.	Yds.	Avg.	Long	TD
James	5	59	11.8	45	0
Romanowski	3	35	11.7	18t	1
Carter	2	48	24.0	34	0
Crockett	2	14	7.0	10	0
E. Brown	1	13	13.0	13	0
Coghill	1	0	0.0	0	0
Pryce	1	0	0.0	0	0
BRONCOS	15	169	11.3	45	1
OPPONENTS	18	231	12.8	60	1

PUNTING	No.	Yds.	Avg.	Net	TB	In20	Long	B
Rouen	84	3908	46.5	35.6	16	19	65	0
BRONCOS	84	3908	46.5	35.6	16	19	65	0
OPPONENTS	92	4011	43.6	36.5	12	27	64	1

PUNT RETURNS	No.	FC	Yds.	Avg.	Long	TD
Watson	44	8	334	7.6	81t	1
McGriff	7	1	50	7.1	20	0
Coghill	3	1	25	8.3	10	0
BRONCOS	54	10	409	7.6	81t	1
OPPONENTS	43	13	600	14.0	80t	1

KICKOFF RETURNS	No.	Yds.	Avg.	Long	TD
Watson	48	1138	23.7	71	0
Avery LG	9	192	21.3	33	0
Avery TM	7	137	19.6	25	0
B. Miller	4	79	19.8	30	0
Loville	2	22	11.0	12	0
D. Smith	1	12	12.0	11	0
R. Smith	1	10	10.0	10	0
BRONCOS	63	1398	22.2	71	0
OPPONENTS	70	1457	20.8	61	0

FIELD GOALS	1-19	20-29	30-39	40-49	50+
Elam	1/1	8/8	7/8	8/11	5/8
BRONCOS	1/1	8/8	7/8	8/11	5/8
OPPONENTS	2/2	6/6	6/7	10/12	1/2

ELAM: (44B,41N)(50G)(44G)(26G,51G)(48G,47G,26G)(20G,53N)(40G,28G,30G,59N)(19G,37N)(44G,55G,41G,24G)(25G)(30G,24G,38G,53G)(39G)(40G)(28G,64N,46G,33G,45N)(32G)(37G,50G)
OPPONENTS: (39N,37B)(30G,54G,26G)(44G)(44N,37G)(1)(23G)(45G,51N)(25G,23G,52N)(1)(1)(27G)(20G)(36G,19G)(28N,42G)(1)

1999 DEFENSIVE STATS

(based on coaches' film review)

	TT	UT	A	S-YDS	I-YDS	PD	FF	FR
1 Cadrez	97	73	24	7-24	0-0	5	3	4
2 Romanowski	94	69	25	0-0	3-35	9	0	0
3 Wilson	88	70	18	1-1	0-0	6	1	2
4 E. Brown	80	62	18	1.5-8	1-13	3	0	0
5 Carter	73	57	16	0-0	2-48	12	1	0
6 Crockett	71	64	7	2-24	2-14	10	1	1
7 Braxton	61	45	16	1-10	0-0	0	0	0
8 Poyce	50	36	14	13-75	1-0	0	3	1
9 Tanuvasa	43	36	7	7-30	0-0	0	2	0
10 Traylor	42	36	6	1.5-10.5	0-0	6	2	0
11 James	38	32	6	0-0	5-59	11	2	0
12 Johnson	36	28	8	0-0	1-0	4	0	1
13 Coghill	34	28	6	0-0	1-0	4	0	0
N. Smith	34	26	8	6.5-42	0-0	1	0	0
15 Hasselbach	25	17	8	2.5-14.5	0-0	0	0	0
16 Williams	19	15	4	4-28	0-0	1	2	0
17 Lodish	13	10	3	0-0	0-0	0	0	0
Mobley	13	10	3	0-0	0-0	1	0	0
19 Reagar	11	8	3	0-0	0-0	0	0	0
20 Wayne	10	8	2	2-15	0-0	0	1	0
Bowens	10	6	4	1-1	0-0	0	0	0
C. Brown	10	5	5	0-0	0-0	0	0	0
23 Grasmanis	6	4	2	0-0	0-0	0	0	0
24 Watson	5	5	0	0-0	0-0	2	0	0
25 Ulmer	1	1	0	0-0	0-0	0	0	0
TOTAL	964	751	213	50-283	15-169	75	18	9

1999 GAMES STARTED

OFFENSE

QB Griese, Brian	13	DE Hasselbach, Harald	2
QB Miller, Chris	3	DE Smith, Neil	8
RB Davis, Terrell	4	DE Tanuvasa, Maa	16
RB Gary, Olandis	12	DE Williams, Alfred	6
WR Griffith, Howard	16	DT Lodish, Mike	2
WR Cooper, Andre	1	DT Pryce, Trevor	15
WR McCaffrey, Ed	15	DT Traylor, Keith	15
WR Nash, Marcus	1	LB Cadrez, Glenn	15
WR Smith, Rod	15	LB Mobley, John	2
TE Carswell, Dwayne	11	LB Romanowski, Bill	16
TE Sharpe, Shannon	5	LB Wilson, Al	12
C Nalen, Tom	16	CB Carter, Dale	14
T Jones, Tony	12	CB Crockett, Ray	16
T Lepsis, Matt	16	CB James, Tony	4
T Teague, Trey	4	CB Watson, Chris	1
G Banks, Chris	1	S Braxton, Tyrone	15
G Neil, Dan	15	S Brown, Eric	10
G Schlereth, Mark	16	S Coghill, George	5
		S Johnson, Darrius	2

1999 COACHES

Mike Shanahan (Head Coach), **Frank Bush** (Linebackers), **Barney Chavous** (Asst. Off. Line/Asst. Strength & Cond.), **Rick Dennison** (Special Teams), **Ed Donatelli** (Def. Backs), **George Dyer** (Def. Line), **Alex Gibbs** (Asst. Head Coach/Offensive Line), **Mike Heimerdinger** (Wide Receivers), **Gary Kubiak** (Off. Coordinator/QBs), **Pat McPherson** (Off. Asst.), **Brian Pariani** (Tight Ends), **Ricky Porter** (Strength & Conditioning Asst.), **Greg Robinson** (Def. Coordinator), **Greg Saporta** (Asst. Strength & Cond.), **Rick Smith** (Def. Assistant), **John Teerlinck** (Pass Rush Specialist), **Terry Turney** (Def. Assistant), **Bobby Turner** (Running Backs), **Rich Tuten** (Strength & Conditioning).

1999 LEADERS / RANKINGS

INDIVIDUAL	PLAYER	NO.	AFC RANK	NFL RANK	NFL LEADER	NO.
Points	Elam	116	51	61	Vanderjagt (IND)	145
Rushing Yards	Gary	1,159	6	11	James (IND)	1,553
Passing Yards	Griese	3,032	8	12	Buerlein (CAR)	4,436
Passer Rating	Griese	75.6	111	22	Warner (STL)	109.2
Receiving Yards	R. Smith	1,020	9	24	Harrison (IND)	1,663
Receptions	R. Smith	79	5	151	Smith (JAC)	116
Interceptions	James	5	51	131	Five Players	7
Sacks	Pryce	13	2	5	Carter (STL)	17
OFFENSE		NO.	AFC RANK	NFL RANK	NFL LEADER	NO.
Points Per Game		19.6	11	18	St. Louis	32.9
Total Yards Per Game		330.2	7	14	St. Louis	400.8
Yards Per Play		5.0	71	141	St. Louis	6.5
Rushing Yards Per Game		116.5	8	12	Jacksonville	130.7
Net Passing Yards Per Game		213.7	7	15	St. Louis	272.1
DEFENSE		NO.	AFC RANK	NFL RANK	NFL LEADER	NO.
Points Per Game		19.9	8	11	Jacksonville	13.6
Total Yards Per Game		297.1	5	7	Buffalo	252.3
Yards Per Play		4.9	71	91	Baltimore	4.1
Rushing Yards Per Game		108.6	12	19	St. Louis	74.3
Net Passing Yards Per Game		213.7	7	8	Buffalo	167.2

1999 KEY AWARDS

Pro Bowl (3): C Tom Nalen, DT Trevor Pryce, RB Detron Smith (special teams). **AP All-Pro (2):** DT Trevor Pryce (first team), C Tom Nalen (second team).

1999 NFL STANDINGS

AFC EAST

Team	W	L	T	Pct	PF	PA
yz-Indianapolis	13	3	0	.813	423	333
x-Buffalo	11	5	0	.688	320	229
x-Miami	9	7	0	.563	326	336
New England	8	8	0	.500	299	284
New York Jets	8	8	0	.500	308	309

AFC CENTRAL

Team	W	L	T	Pct	PF	PA
*yz-Jacksonville	14	2	0	.875	396	217
x-Tennessee	13	3	0	.813	392	324
Baltimore	8	8	0	.500	324	277
Pittsburgh	6	10	0	.375	317	320
Cincinnati	4	12	0	.250	283	460
Cleveland	2	14	0	.125	217	437

AFC WEST

Team	W	L	T	Pct	PF	PA
y-Seattle	9	7	0	.563	338	298
Kansas City	9	7	0	.563	390	322
San Diego	8	8	0	.500	269	316
Oakland	8	8	0	.500	390	329
Denver	6	10	0	.375	314	318

NFC EAST

Team	W	L	T	Pct	PF	PA
y-Washington	10	6	0	.625	443	377
x-Dallas	8	8	0	.500	352	276
New York Giants	7	9	0	.438	299	358
Arizona	6	10	0	.375	245	382
Philadelphia	5	11	0	.313	272	357

NFC CENTRAL

Team	W	L	T	Pct	PF	PA
yz-Tampa Bay	11	5	0	.688	270	235
x-Minnesota	10	6	0	.625	399	335
x-Detroit	8	8	0	.500	322	323
Green Bay	8	8	0	.500	357	341
Chicago	6	10	0	.375	272	341

NFC WEST

Team	W	L	T	Pct	PF	PA
*yz-St. Louis	13	3	0	.813	526	242
Carolina	8	8	0	.500	421	381
Atlanta	5	11	0	.313	285	380
San Francisco	4	12	0	.250	295	453
New Orleans	3	13	0	.188	260	434

x - Playoffs; y - Division Title; z - First-round Bye; * - Home-field Advantage

WILD CARD PLAYOFF GAMES

1/8 - at Tennessee 22, Buffalo 16
1/8 - at Washington 27, Detroit 13
1/9 - Miami 20, at Seattle 17
1/9 - at Minnesota 27, Dallas 10

DIVISIONAL PLAYOFF GAMES

1/15 - at Jacksonville 62, Miami 7
1/15 - at Tampa Bay 14, Washington 13
1/16 - Tennessee 19, at Indianapolis 16
1/16 - at St. Louis 49, Minnesota 37

CONFERENCE CHAMPIONSHIPS

1/23 - Tennessee 33, at Jacksonville 14
1/23 - at St. Louis 11, Tampa Bay 6

SUPER BOWL XXXIV (ATLANTA)

1/30 - St. Louis 23, Tennessee 16

1998 FINAL STATISTICS (14-2)

Head Coach: Mike Shanahan AFC West: 1st Home Stadium: Mile High Stadium

Date	W-L	Score	Opponent	Attendance	RUSHING	No.	Yds.	Avg.	Long	TD
Sept 7	W	27-21	New England	74,745	Davis	392	2008	5.1	70	21
Sept 13	W	42-23	Dallas	75,013	Loville	53	161	3.0	12	2
Sept 20	W	34-17	at Oakland	56,578	Brister	19	102	5.4	38t	1
Sept 27	W	38-16	at Washington	71,880	Elway	37	94	2.5	16	1
Oct 4	W	41-16	Philadelphia	73,218	R. Smith	6	63	10.5	37	0
Oct 11	W	21-16	at Seattle	66,258	Hebron	9	31	3.4	8	1
Oct 25	W	37-24	Jacksonville	75,217	Griffith	4	13	3.3	16	0
Nov 1	W	33-26	at Cincinnati	59,974	Rouen	1	0	0.0	0	0
Nov 8	W	27-10	San Diego	74,925	Griese	4	-4	-1.0	0	0
Nov 16	W	30-7	at Kansas City	78,100	BRONCOS	525	2468	4.7	70	26
Nov 22	W	40-14	Oakland	75,325	OPPONENTS	356	1287	3.6	45	8
Nov 29	W	31-16	at San Diego	66,532	RECEIVING	No.	Yds.	Avg.	Long	TD
Dec 6	W	35-31	Kansas City	74,962	R. Smith	86	1222	14.2	58	6
Dec 13	L	16-20	at New York Giants	72,336	McCaffrey	64	1053	16.5	48	10
Dec 21	L	21-31	at Miami	74,363	Sharpe	64	768	12.0	38t	10
Dec 27	W	28-21	Seattle	74,057	Davis	25	217	8.7	35	2

TEAM STATISTICS	Den	Opp
TOTAL FIRST DOWNS	347	283
Rushing	135	80
Passing	186	183
Penalty	26	20
3RD DOWN: MADE/ATT	90/207	88/225
3rd Down Pct.	43.5	39.1
4TH DOWN: MADE/ATT	4/10	10/19
4th Down Pct.	40.0	52.6
POSSESSION AVG.	32:08	27:52
TOTAL NET YARDS	6092	4935
Avg. Per Game	380.8	308.4
Total Plays	1041	999
Avg. Per Play	5.9	4.9
NET YARDS RUSHING	2468	1287
Avg. Per Game	154.3	80.4
Total Rushes	525	356
NET YARDS PASSING	3624	3648
Avg. Per Game	226.5	228.0
Sacked/Yards Lost	25/184	47/335
Gross Yards	3808	3983
Att./Completions	491/290	596/345
Completion Pct.	59.1	57.9
Had Intercepted	14	19
PUNTS/AVERAGE	67/46.2	88/42.4
NET PUNTING AVG.	67/37.6	88/36.1
PENALTIES/YARDS	115/1023	113/865
FUMBLES/BALL LOST	17/6	28/11
TOUCHDOWNS	62	38
Rushing	26	8
Passing	32	28
Returns	4	2

SCORE BY PERIODS	1	2	3	4	OT	PTS
BRONCOS	144	156	64	137	0	501
OPPONENTS	54	87	58	110	0	309

SCORING	TD	Ru	Pa	Ret	PAT	FG	S	PTS
Davis	23	21	2	0			0	138
Elam	0	0	0	0	58/58	23/27	0	127
McCaffrey	10	0	10	0			0	62
Sharpe	10	0	10	0			0	60
R. Smith	7	0	6	1			0	42
Griffith	3	0	3	0			0	18
Hebron	2	1	0	1			0	12
Loville	2	2	0	0			0	12
Brister	1	1	0	0			0	6
Crockett	1	0	0	1			0	6
Elway	1	1	0	0			0	6
Gordon	1	0	0	1			0	6
Green	1	0	1	0			0	6
Rouen	0	0	0	0	0/1	0/0	0	0
BRONCOS	62	26	32	4	58/59	23/27	0	501
OPPONENTS	38	8	28	2	31/31	14/20	2	309

2-PT. CONVERSIONS: McCaffrey, BRONCOS 1-3, OPPONENTS 2-7

SACKS: Pryce 8.5, Tanuvasa 8.5, Romanowski 7.5, Cadrez 4.0, N. Smith 4.0, Hasselbach 3.0, Williams 3.0, Lodish 2.0, Traylor 2.0, Washington 2.0, Johnson 1.0, Mobley 1.0, Crockett 0.5, BRONCOS 47.0, OPPONENTS 25.0

PASSING	Att.	Comp.	Yds.	Comp.%	Yds/Att.	TD	TD%	Int	Int%	Long	Sack/Lost	Rating
Elway	356	210	2806	59.0	7.88	22	6.2	10	2.8	58	18/135	93.0
Brister	131	78	986	59.5	7.53	10	7.6	3	2.3	48	7/49	99.0
Griese	3	1	2	33.3	0.67	0	0.0	1	33.3	2	0/0	2.8
R. Smith	1	1	14	100.0	14.00	0	0.0	0	0.0	14	0/0	118.8
BRONCOS	491	290	3808	59.1	7.76	32	6.5	14	2.9	58	25/184	93.5
OPPONENTS	596	345	3983	57.9	6.68	28	4.7	19	3.2	75t	47/335	80.5

INTERCEPTIONS	No.	Yds.	Avg.	Long	TD
Gordon	4	125	31.3	55t	1
Crockett	3	105	35.0	80t	1
Johnson	2	79	39.5	45	0
Romanowski	2	22	11.0	18	0
Cadrez	2	11	5.5	6	0
Braxton	1	72	72.0	72	0
Coghill	1	20	20.0	20	0
Atwater	1	4	4.0	4	0
N. Smith	1	2	2.0	2	0
Pryce	1	1	1.0	1	0
Mobley	1	-2	-2.0	-2	0
BRONCOS	19	439	23.1	80t	2
OPPONENTS	14	270	19.3	94t	2

PUNTING	No.	Yds.	Avg.	Net	TB	In20	Long	B
Rouen	66	3097	46.9	37.6	10	14	76	1
BRONCOS	67	3097	46.2	37.6	10	14	76	1
OPPONENTS	88	3733	42.4	36.1	8	22	69	1

PUNT RETURNS	No.	FC	Yds.	Avg.	Long	TD
Gordon	34	6	379	11.1	44	0
Coghill	3	2	20	6.7	8	0
Paul	1	0	0	0.0	0	0
BRONCOS	38	8	399	10.5	44	0
OPPONENTS	43	2	381	8.9	39	0

KICKOFF RETURNS	No.	Yds.	Avg.	Long	TD
Hebron	46	1216	26.4	95t	1
Loville	6	105	17.5	25	0
D. Smith	3	51	17.0	21	0
Burns	2	17	8.5	17	0
Tanuvasa	1	13	13.0	13	0
BRONCOS	58	1402	24.2	95t	1
OPPONENTS	89	2006	22.5	91	0

FIELD GOALS	1-19	20-29	30-39	40-49	50+
Elam	0/0	3/3	13/14	4/6	3/4
BRONCOS	0/0	3/3	13/14	4/6	3/4
OPPONENTS	1/1	6/7	3/5	3/4	1/3

ELAM: (53G,42G)(1)(35G,35G)(37G)(1)(31G,63G,32G)(33G,37G)(31G,26G)(42G,46G,35G)(33G,23G)(34G)(37B)(24G,38G,30G)(52G,44G,43N)(42N,55N)
OPPONENTS: (39N,37B)(30G,54G,26G)(44G)(44N,37G)(1)(23G)(45G,51N)(25G,23G,52N)(1)(1)(27G)(20G)(36G,19G)(28N,42G)(1)

1998 DEFENSIVE STATS

(based on coaches' film review)

	TT	UT	A	S-YDS	I-YDS	PD	FF	FR
1 Mobley	132	105	27	1-7	1-2	13	2	1
2 Cadrez	105	76	29	4-20	2-11	2	3	0
3 Romanowski	95	71	24	7.5-56.5	2-22	9	3	3
4 Atwater	85	55	30	0-0	1-4	7	0	0
5 Gordon	74	61	13	0-0	4-125	12	0	1
6 Crockett	68	61	7	0.5-2.5	3-105	15	1	0
7 Pryce	59	48	11	8.5-56.5	1-1	0	0	0
8 Braxton	57	43	14	0-0	1-72	6	1	0
9 Tanuvasa	53	47	6	8.5-66.5	0-0	0	1	2
10 Traylor	49	40	9	2-8	0-0	2	0	1
11 E. Brown	43	29	14	0-0	0-0	3	0	1
12 Johnson	39	35	4	1-11	2-79	9	0	0
13 N. Smith	38	25	13	4-38	1-2	2	1	0
14 Washington	33	27	6	2-8	0-0	0	0	0
15 Hasselbach	27	24	3	3-26	0-0	0	0	0
16 Williams	19	11	8	3-24	0-0	2	0	0
17 Lodish	14	7	7	2-11	0-0	0	0	0
18 James	12	10	2	0-0	0-0	2	0	0
19 Coghill	12	9	3	0-0	1-20	1	0	0
20 Joyner	9	6	3	0-0	0-0	0	0	0
21 Burns	8	6	2	0-0	0-0	1	0	0
22 Paul	5	5	0	0-0	0-0	2	0	0
TEAM	1,036	801	235	47-335	19-439	88	12	9

1998 GAMES STARTED

OFFENSE	DEFENSE
QB Brister, Bubby	4 DE Hasselbach, Harald
QB Elway, John	12 DE Smith, Neil
RB Davis, Terrell	16 DE Tanuvasa, Maa
FB Griffith, Howard	14 DT Lodish, Mike
FB Smith, Detron	2 DT Pryce, Trevor
WR Green, Willie	1 DT Traylor, Keith
WR McCaffrey, Ed	15 LB Cadrez, Glenn
WR Smith, Rod	16 LB Joyner, Seth
TE Carswell, Dwayne	1 LB Mobley, John
TE Sharpe, Shannon	16 LB Romanowski, Bill
C Nalen, Tom	16 CB Crockett, Ray
T Jones, Tony	16 CB Gordon, Darrien
T Swayne, Harry	16 CB Johnson, Darrius
G Neil, Dan	16 S Atwater, Steve
G Schlereth, Mark	16 S Braxton, Tyrone
	10 S Brown, Eric

1998 COACHES

Mike Shanahan (Head Coach), **Frank Bush** (Linebackers), **Barney Chavous** (Asst. Offensive Line/Asst. Strength & Conditioning), **Rick Dennison** (Special Teams), **Ed Donatelli** (Defensive Backs), **George Dyer** (Defensive Line), **Alex Gibbs** (Asst. Head Coach/Offensive Line), **Mike Heimerdinger** (Wide Receivers), **Gary Kubiak** (Offensive Coordinator/OBs), **Pat McPherson** (Defensive Asst.), **Brian Pariani** (Tight Ends), **Ricky Porter** (Offensive Asst.), **Greg Robinson** (Defensive Coordinator), **Greg Saporta** (Asst. Strength & Conditioning), **Rick Smith** (Defensive Asst.), **John Teerlinck** (Pass Rush Specialist), **Bobby Turner** (Running Backs), **Rich Tuten** (Strength & Conditioning).

1998 LEADERS / RANKINGS

INDIVIDUAL	PLAYER	NO.	AFC RANK	NFL RANK	NFL LEADER	NO.
Points	Davis	138	2	3	Anderson (MIN)	164
Rushing Yards	Davis	2,008	1	1	Davis (DEN)	2,008
Passing Yards	Elway	2,806	6	12	Favre (GB)	4,212
Passer Rating	Brister	99.0	2	5	Cunningham (MIN)	106.0
Receiving	R. Smith	1,222	2	4	Freeman (GB)	1,424
Receptions	R. Smith	86	2	3	Sanders (ARI)	89
Interceptions	Gordon	4	14	24	Law (NE)	9
Sacks	Pryce/Tanuvasa	8.5	10	27	Sinclair (SEA)	16.5
OFFENSE		NO.	AFC RANK	NFL RANK	NFL LEADER	NO.
Points Per Game		31.3	1	2	Minnesota	34.8
Total Yards Per Game		380.8	1	3	San Francisco	425.0
Yards Per Play		5.9	1	3	Min./S.F.	6.2
Rushing Yards Per Game		154.3	1	2	San Francisco	159.0
Net Passing Yards Per Game		226.5	4	7	Minnesota	270.5
DEFENSE		NO.	AFC RANK	NFL RANK	NFL LEADER	NO.
Points Per Game		19.3	4	8	Miami	16.6
Total Yards Per Game		308.4	7	11	San Diego	263.0
Yards Per Play		4.9	6	9	San Diego	4.3
Rushing Yards Per Game		80.4	2	3	San Diego	71.3
Net Passing Yards Per Game		228.0	14	26	Philadelphia	170.0

1998 KEY AWARDS

Pro Bowl (10): S Steve Atwater, RB Terrell Davis, K Jason Elam, QB John Elway, T Tony Jones, WR Ed McCaffrey, C Tom Nalen, LB Bill Romanowski, G Mark Schlereth, TE Shannon Sharpe. **AP All-Pro (4):** RB Terrell Davis (first team), K Jason Elam (second team), WR Ed McCaffrey (second team), TE Shannon Sharpe (first team). **AP NFL MVP:** RB Terrell Davis. **AP NFL Offensive Player of the Year:** RB Terrell Davis. **Super Bowl XXXIII MVP:** QB John Elway.

1998 NFL STANDINGS

AFC EAST

Team	W	L	T	Pct	PF	PA
yz-New York Jets	12	4	0	.750	416	266
x-Miami	10	6	0	.625	321	265
x-Buffalo	10	6	0	.625	400	333
x-New England	9	7	0	.563	337	329
Indianapolis	3	13	0	.188	310	444

AFC CENTRAL

Team	W	L	T	Pct	PF	PA
y-Jacksonville	11	5	0	.688	392	338
Tennessee	8	8	0	.500	330	320
Pittsburgh	7	9	0	.438	263	303
Baltimore	6	10	0	.375	269	335
Cincinnati	3	13	0	.188	268	452

AFC WEST

Team	W	L	T	Pct	PF	PA
*yz-Denver	14	2	0	.875	501	309
Oakland	8	8	0	.500	288	356
Seattle	8	8	0	.500	372	310
Kansas City	7	9	0	.438	327	363
San Diego	5	11	0	.313	241	342

NFC EAST

Team	W	L	T	Pct	PF	PA
y-Dallas	10	6	0	.625	381	275
x-Arizona	9	7	0	.563	325	378
New York Giants	8	8	0	.500	287	309
Washington	6	10	0	.375	319	421
Philadelphia	3	13	0	.188	161	344

NFC CENTRAL

Team	W	L	T	Pct	PF	PA
*yz-Minnesota	15	1	0	.938	556	296
x-Green Bay	11	5	0	.688	408	319
Tampa Bay	8	8	0	.500	314	295
Detroit	5	11	0	.313	306	378
Chicago	4	12	0	.250	276	368

NFC WEST

Team	W	L	T	Pct	PF	PA
yz-Atlanta	14	2	0	.875	442	289
x-San Francisco	12	4	0	.750	479	328
New Orleans	6	10	0	.375	305	359
St. Louis	4	12	0	.250	285	378
Carolina	4	12	0	.250	336	413

x - Playoffs; y - Division Title; z - First-round Bye; * - Home-field Advantage

WILD CARD PLAYOFF GAMES

1/2 - at Miami 24, Buffalo 17
1/2 - Arizona 20, at Dallas 7
1/3 - at Jacksonville 25, New England 10
1/3 - at San Francisco 30, Green Bay 27

DIVISIONAL PLAYOFF GAMES

1/9 - at Denver 38, Miami 3
1/9 - at Atlanta 20, San Francisco 18
1/10 - at New York Jets 34, Jacksonville 24
1/10 - at Minnesota 41, Arizona 21

CONFERENCE CHAMPIONSHIPS

1/17 - at Denver 23, New York Jets 10
1/17 - Atlanta 30, at Minnesota 27 (OT)

SUPER BOWL XXXIII (MIAMI)

1/31 - Denver 34, Atlanta 19

1997 FINAL STATISTICS (12-4)

Head Coach: Mike Shanahan AFC West: 2nd Home Stadium: Mile High Stadium

Date	W-L	Score	Opponent	Attendance	RUSHING	No.	Yds.	Avg.	Long	TD
Aug 31	W	19-3	Kansas City	75,600	Davis	369	1750	4.7	50t	15
Sept 7	W	35-14	at Seattle	55,859	Hebronn	49	222	4.5	46	1
Sept 14	W	35-14	St. Louis	74,338	Elway	50	218	4.4	23	1
Sept 21	W	38-20	Cincinnati	73,871	Loville	25	124	5.0	17	1
Sept 28	W	29-21	at Atlanta	48,211	Griffith	9	34	3.8	9	0
Oct 6	W	34-13	New England	75,821	R. Smith	5	16	3.2	21	0
Oct 19	L	25-28	at Oakland	57,006	D. Smith	4	10	2.5	11	0
Oct 26	W	23-20	at Buffalo (OT)	78,458	Brister	4	2	0.5	2	0
Nov 2	W	30-27	Seattle	74,212	Lewis	5	2	0.4	5	0
Nov 9	W	34-0	Carolina	71,408	BRONCOS	520	2378	4.6	50t	18
Nov 16	L	22-24	at Kansas City	77,963	OPPONENTS	381	1803	4.7	83t	10
Nov 24	W	31-3	Oakland	75,307	RECEIVING	No.	Yds.	Avg.	Long	TD
Nov 30	W	38-28	at San Diego	54,245	Sharpe	72	1107	15.4	68t	3
Dec 7	L	24-35	at Pittsburgh	59,739	R. Smith	70	1180	16.9	78	12
Dec 15	L	17-34	at San Francisco	68,461	McCaffrey	45	590	13.1	35	8
Dec 21	W	38-3	San Diego	69,632	Davis	42	287	6.8	25	0

TEAM STATISTICS	Den	Opp
TOTAL FIRST DOWNS	340	258
Rushing	138	83
Passing	172	145
Penalty	30	30
3RD DOWN: MADE/ATT	92/217	65/207
3rd Down Pct.	42.4	31.4
4TH DOWN: MADE/ATT	7/16	8/19
4th Down Pct.	43.8	42.1
POSSESSION AVG.	32:07	27:53
TOTAL NET YARDS	5872	4671
Avg. Per Game	367.0	291.9
Total Plays	1068	951
Avg. Per Play	5.5	4.9
NET YARDS RUSHING	2378	1803
Avg. Per Game	148.6	112.7
Total Rushes	520	381
NET YARDS PASSING	3494	2868
Avg. Per Game	218.4	179.3
Sacked/Yards Lost	35/210	44/298
Gross Yards	3704	3166
Att./Completions	513/287	526/290
Completion Pct.	55.9	55.1
Had Intercepted	11	18
PUNTS/AVERAGE	60/43.3	94/43.5
NET PUNTING AVG.	60/38.1	94/35.7
PENALTIES/YDS.	116/1006	130/1118
FUMBLES/LOST	25/10	27/13
TOUCHDOWNS	55	35
Rushing	18	10
Passing	27	20
Returns	10	5

SCORE BY PERIODS	1	2	3	4	OT	Total
BRONCOS	107	140	137	85	3	472
OPPONENTS	34	100	68	85	0	287

SCORING	TD	Ru	Pa	Ret	PAT	FG	S	PTS
Elam	0	0	0	0	46/46	26/36	0	124
Davis	15	15	0	0	0	0	0	96
R. Smith	12	0	12	0	0	0	0	72
McCaffrey	8	0	8	0	0	0	0	48
Gordon	4	0	0	4	0	0	0	24
Sharpe	3	0	3	0	0	0	0	20
Green	2	0	2	0	0	0	0	12
Bentley TM	0	0	0	0	4/4	2/3	0	10
Atwater	1	0	0	1	0	0	0	6
Braxton	1	0	0	1	0	0	0	6
Carswell	1	0	1	0	0	0	0	6
Elway	1	1	0	0	0	0	0	6
Hebronn	1	1	0	0	0	0	0	6
Johnson	1	0	0	1	0	0	0	6
Loville	1	1	0	0	0	0	0	6
Mobley	1	0	0	1	0	0	0	6
D. Smith	1	0	1	0	0	0	0	6
Traylor	1	0	0	1	0	0	0	6
Williams	1	0	0	1	0	0	0	6
BRONCOS	55	18	27	10	50/50	28/39	0	472
OPPONENTS	35	10	20	5	35/35	14/19	0	287

2-PT. CONVERSIONS: Davis 3, Sharpe, **BRONCOS 4-5, OPPONENTS 0-0**

SACKS: N. Smith 8.5, Tanuvasa 8.5, Williams 8.5, Mobley 4.0, Gordon 2.0, Pryce 2.0, Romanowski 2.0, Traylor 2.0, Hasselbach 1.5, Atwater 1.0, Lodish 1.0, McKyer 1.0, Braxton 0.5, Richie 0.5, **BRONCOS 44.0, OPPONENTS 35.0**

PASSING	Att.	Comp.	Yds.	Comp.%	Yds/Att.	TD	TD%	Int	Int%	LG	Sack/Lost	Rating
Elway	502	280	3635	55.8	7.24	27	5.4	11	2.2	78	34/203	87.5
Brister	9	6	48	66.7	5.33	0	0.0	0	0.0	15	0/0	79.9
Lewis	2	1	21	50.0	10.50	0	0.0	0	0.0	21	1/7	87.5
BRONCOS	513	287	3704	55.9	7.22	27	5.3	11	2.1	78	35/210	87.4
OPPONENTS	526	290	3166	55.1	6.02	20	3.8	18	3.4	69t	44/298	71.5

RECEIVING	No.	Yds.	Avg.	Long	TD
Sharpe	72	1107	15.4	68t	3
R. Smith	70	1180	16.9	78	12
McCaffrey	45	590	13.1	35	8
Davis	42	287	6.8	25	0
Green	19	240	12.6	31	2
Carswell	12	96	8.0	24t	1
Griffith	11	55	5.0	20	0
D. Smith	4	41	10.3	17t	1
Hebronn	3	36	12.0	21	0
Jeffers	3	24	8.0	10	0
Chamberlain	2	18	9.0	9	0
Loville	2	10	5.0	7	0
Lynn	1	21	21.0	21	0
Nalen	1	-1	-1.0	-1	0
BRONCOS	287	3704	12.9	78	27
OPPONENTS	290	3166	10.9	69t	20

INTERCEPTIONS	No.	Yds.	Avg.	Long	TD
Braxton	4	113	28.3	43	1
Gordon	4	64	16.0	32t	1
Crockett	4	18	4.5	10	0
Atwater	2	42	21.0	22t	1
Traylor	1	62	62.0	62t	1
Mobley	1	13	13.0	13t	1
Romanowski	1	7	7.0	7	0
McKyer	1	0	0.0	0	0
BRONCOS	18	319	17.7	62t	5
OPPONENTS	11	193	17.5	55t	1

PUNTING	No.	Yds.	Avg.	Net	TB	In20	Long	B
Rouen	60	2598	43.3	38.1	4	22	57	0
BRONCOS	60	2598	43.3	38.1	4	22	57	0
OPPONENTS	94	4091	43.5	35.7	9	16	73	0

PUNT RETURNS	No.	FC	Yds.	Avg.	Long	TD
Gordon	40	22	543	13.6	94t	3
R. Smith	1	0	12	12.0	12	0
BRONCOS	41	22	555	13.5	94t	3
OPPONENTS	26	17	235	9.0	83t	1

KICKOFF RETURNS	No.	Yds.	Avg.	Long	TD
Hebronn	43	1009	23.5	46	0
Loville	5	136	27.2	61	0
Burns	4	45	11.3	18	0
Chamberlain	1	13	13.0	13	0
D. Smith	1	0	0.0	0	0
BRONCOS	54	1203	22.3	61	0
OPPONENTS	89	1827	20.5	77	0

FIELD GOALS	1-19	20-29	30-39	40-49	50+
Elam	0/0	10/11	10/12	3/8	3/5
Bentley TM	0/0	1/1	1/1	0/1	0/0
BRONCOS	0/0	11/12	11/13	3/9	3/5
OPPONENTS	0/0	4/4	3/5	4/4	3/6

ELAM: (35G,36G,25G,53G)(38G,51G)(43B)(25G)(0)(40N, 44G,43N)(38N,23G,22G, 33G)(23G,48G,22G) (42N,25G, 50G)(21G,38G,59N,38G,28G,34G)(36G) (35B,32G)(35G, 53N)(49G,44N,29N)(25G) **BRONCOS:** (35G,36G,25G,53G)(38G,51G)(43B)(25G)(1) (21G, 48N,33G)(40N,44G,43N)(38N,23G,22G,33G) (23G,48G,22G)(42N,25G,50G)(21G,38G,59N,38G, 28G,34G)(36G)(35B, 32G)(35G,53N)(49G,44N,29N) (25G) **OPPONENTS:** (20G)(0)(37N)(56N,38G,43G)(52N)(26G, 49G)(1)(30G,55G)(52G,41G)(1)(54G)(41G)(1)(51N) (35N,32G,20G)(26G)

1997 DEFENSIVE STATS

(based on coaches' film review)

	TT	UT	A	S-YDS	I-YDS	PD	FF	FR
1 Mobley	162	113	49	4-23	1-13	8	3	1
2 Romanowski	117	77	40	2-18	1-7	2	2	0
3 Braxton	90	74	16	0.5-0.5	4-113	9	1	3
4 Crockett	83	69	14	0-0	4-18	21	1	0
Atwater	83	61	22	1-18	2-42	8	0	2
6 Aldridge	80	55	25	0-0	0-0	6	1	0
7 Gordon	62	50	12	2-2	4-64	11	1	1
8 Traylor	51	39	12	2-20	1-62	2	0	0
9 Williams	48	39	9	8.5-74	0-0	1	1	1
10 N. Smith	46	38	8	8.5-39.5	0-0	4	1	0
11 Pryce	28	20	8	2-9.5	0-0	0	0	0
12 Hasselbach	23	19	4	1.5-14.5	0-0	1	0	0
13 Tanuvasa	21	20	1	8.5-44.5	0-0	0	0	0
14 Johnson	17	17	0	0-0	0-0	7	0	0
McKyer	17	12	5	1-13	1-0	5	1	0
16 Lodish	14	9	5	1-7.5	0-0	0	0	1
17 Perry	11	9	2	0-0	0-0	3	1	0
18 Cadrez	8	7	1	0-0	0-0	0	0	0
19 Dodge	7	6	1	0-0	0-0	0	0	0
20 Hilliard	5	2	3	0-0	0-0	2	0	0
21 Burns	3	2	1	0-0	0-0	0	0	0
22 E. Jones	1	1	0	0-0	0-0	0	0	0
Veland	1	1	0	0-0	0-0	1	0	0
Richie	1	0	1	0.5-2	0-0	0	0	0
TEAM	979	740	239	44-298	18-319	91	13	9

1997 GAMES STARTED

OFFENSE

QB Elway, John	16	DE Hasselbach, Harald	3
RB Davis, Terrell	15	DE Smith, Neil	13
RB Hebron, Vaughn	1	DE Williams, Alfred	16
FB Griffith, Howard	13	DT Perry, Michael Dean	8
WR Green, Willie	1	DT Pryce, Trevor	3
WR McCaffrey, Ed	15	DT Tanuvasa, Maa	5
WR Smith, Rod	16	DT Traylor, Keith	16
TE Carswell, Dwayne	3	LB Aldridge, Allen	15
TE Sharpe, Shannon	16	LB Mobley, John	16
C Nalen, Tom	16	LB Romanowski, Bill	16
T Brown, Jamie	2	CB Crockett, Ray	16
T Jones, Tony	16	CB Gordon, Darrien	16
T Zimmerman, Gary	14	CB McKyer, Tim	1
G Diaz-Infante, David	7	S Atwater, Steve	15
G Habib, Brian	14	S Braxton, Tyrone	16
G Schlereth, Mark	11	S Dodge, Dedrick	1

1997 COACHES

Mike Shanahan (Head Coach), **Frank Bush** (Linebackers), **Barney Chavous** (Asst. Offensive Line/Asst. Strength & Conditioning), **Rick Dennison** (Special Teams), **Ed Donatelli** (Defensive Backs), **George Dyer** (Defensive Line), **Alex Gibbs** (Asst. Head Coach/Offensive Line), **Mike Heimerdinger** (Wide Receivers), **Gary Kubiak** (Offensive Coordinator/Quarterbacks), **Brian Pariani** (Tight Ends), **Ricky Porter** (Offensive Asst.), **Greg Robinson** (Defensive Coordinator), **Greg Saporta** (Asst. Strength & Conditioning), **Rick Smith** (Defensive Asst.), **John Teerlinck** (Pass Rush Specialist), **Bobby Turner** (Running Backs), **Rich Tuten** (Strength & Conditioning).

1997 LEADERS / RANKINGS

INDIVIDUAL	PLAYER	NO.	AFC RANK	NFL RANK	NFL LEADER	NO.
Points	Elam	124	2	4	Hollis (JAC)	134
Rushing Yards	Davis	1,750	1	2	Sanders (DET)	2,053
Passing Yards	Elway	3,635	4	5	Favre (GB)	3,867
Passer Rating	Elway	87.5	4	7	Young (SF)	104.7
Receiving Yards	R. Smith	1,180	4	8t	Moore (DET)	1,584
Receptions	Sharpe	72	7t	15t	Moore (DET)	104
Interceptions	Three Players	4	8t	23t	McNeil (STL)	9
Sacks	Three Players	8.5	10t	25t	Randall (MIN)	15.5
OFFENSE	NO.	AFC RANK	NFL RANK	NFL LEADER	NO.	
Points Per Game	29.5	1	1	Denver	29.5	
Total Yards Per Game	367.0	1	1	Denver	367.0	
Yards Per Play	5.5	1t	3t	Detroit	5.6	
Rushing Yards Per Game	148.6	3	4	Pittsburgh	154.9	
Net Passing Yards Per Game	218.4	7	9	Seattle	247.4	
DEFENSE	NO.	AFC RANK	NFL RANK	NFL LEADER	NO.	
Points Per Game	17.9	2t	6t	Kansas City	14.5	
Total Yards Per Game	291.9	1	5	San Francisco	250.8	
Yards Per Play	4.9	4t	12t	San Francisco	4.2	
Rushing Yards Per Game	112.7	10	16	Pittsburgh	82.4	
Net Passing Yards Per Game	179.3	2	5	Dallas	157.6	

1997 KEY AWARDS

Pro Bowl (5): RB Terrell Davis, QB John Elway, C Tom Nalen, TE Shannon Sharpe, DE Neil Smith. **AP All-Pro (3):** RB Terrell Davis (first team), LB John Mobley (first team), TE Shannon Sharpe (first team). **Super Bowl XXXII MVP:** RB Terrell Davis.

1997 NFL STANDINGS

AFC EAST

Team	W	L	T	Pct	PF	PA
y-New England	10	6	0	.625	369	289
x-Miami	9	7	0	.563	339	327
New York Jets	9	7	0	.563	348	287
Buffalo	6	10	0	.375	255	367
Indianapolis	3	13	0	.188	313	401

AFC CENTRAL

Team	W	L	T	Pct	PF	PA
yz-Pittsburgh	11	5	0	.688	372	307
x-Jacksonville	11	5	0	.688	394	318
Tennessee	8	8	0	.500	333	310
Cincinnati	7	9	0	.438	355	405
Baltimore	6	9	1	.406	326	345

AFC WEST

Team	W	L	T	Pct	PF	PA
*yz-Kansas City	13	3	0	.813	375	232
x-Denver	12	4	0	.750	472	287
Seattle	8	8	0	.500	365	362
Oakland	4	12	0	.250	324	419
San Diego	4	12	0	.250	266	425

NFC EAST

Team	W	L	T	Pct	PF	PA
y-New York Giants	10	5	1	.656	307	265
Washington	8	7	1	.531	327	289
Philadelphia	6	9	1	.406	317	372
Dallas	6	10	0	.375	304	314
Arizona	4	12	0	.250	283	379

NFC CENTRAL

Team	W	L	T	Pct	PF	PA
yz-Green Bay	13	3	0	.813	422	282
x-Tampa Bay	10	6	0	.625	299	263
x-Detroit	9	7	0	.563	379	306
x-Minnesota	9	7	0	.563	354	359
Chicago	4	12	0	.250	263	421

NFC WEST

Team	W	L	T	Pct	PF	PA
*yz-San Francisco	13	3	0	.813	375	265
Carolina	7	9	0	.438	265	314
Atlanta	7	9	0	.438	320	361
New Orleans	6	10	0	.375	237	327
St. Louis	5	11	0	.313	299	359

x - Playoffs; y - Division Title; z - First-round Bye; * - Home-field Advantage

WILD CARD PLAYOFF GAMES

12/27 - at Denver 42, Jacksonville 17
12/27 - Minnesota 23, at New York Giants 22
12/28 - at New England 17, Miami 3
12/28 - at Tampa Bay 20, Detroit 10

DIVISIONAL PLAYOFF GAMES

1/3 - at Pittsburgh 7, New England 6
1/3 - at San Francisco 38, Minnesota 22
1/4 - Denver 14, at Kansas City 10
1/4 - at Green Bay 21, Tampa Bay 7

CONFERENCE CHAMPIONSHIPS

1/11 - Denver 24, at Pittsburgh 21
1/11 - Green Bay 23, at San Francisco 10

SUPER BOWL XXXII (SAN DIEGO)

1/25 - Denver 31, Green Bay 24

1996 FINAL STATISTICS (13-3)

Head Coach: Mike Shanahan AFC West: 1st Home Stadium: Mile High Stadium

Date	W-L	Score	Opponent	Attendance	RUSHING	No.	Yds.	Avg.	Long	TD
Sept 1	W	31-6	New York Jets	70,595	Davis	345	1538	4.5	71t	13
Sept 8	W	30-20	at Seattle	43,671	Hebron	49	262	5.3	47	0
Sept 15	W	27-23	Tampa Bay	71,535	Elway	50	249	5.0	22	4
Sept 22	L	14-17	at Kansas City	79,439	Craver	59	232	3.9	28	2
Sept 29	W	14-10	at Cincinnati	51,798	Lewis	4	39	9.8	18	0
Oct 6	W	28-17	San Diego	75,058	Miller	3	39	13.0	26t	1
Oct 20	W	45-34	Baltimore	70,453	Rivers	2	6	3.0	3	0
Oct 27	W	34-7	Kansas City	75,652	R. Smith	1	1	1.0	1	0
Nov 4	W	22-21	at Oakland	61,179	Musgrave	12	-4	-0.3	6	0
Nov 10	W	17-12	Chicago	75,555	BRONCOS	525	2362	4.5	71t	20
Nov 17	W	34-8	at New England	59,452	OPPONENTS	345	1331	3.9	56	5
Nov 24	W	21-17	at Minnesota	59,142						
Dec 1	W	34-7	Seattle	74,982	RECEIVING	No.	Yds.	Avg.	Long	TD
Dec 8	L	6-41	at Green Bay	60,712	Sharpe	80	1062	13.3	51	10
Dec 15	W	24-19	Oakland	75,466	Miller	56	735	13.1	46	3
Dec 22	L	10-16	at San Diego	46,801	McCaffrey	48	553	11.5	39t	7
					Craver	39	297	7.6	39t	1

TEAM STATISTICS		Den	Opp
TOTAL FIRST DOWNS		336	261
Rushing		134	67
Passing		180	165
Penalty		22	29
3RD DOWN: MADE/ATT		112/229	78/217
3rd Down Pct.		48.9	35.9
4TH DOWN: MADE/ATT		6/11	7/16
4th Down Pct.		54.5	43.8
POSSESSION AVG.		33:17	26:43
TOTAL NET YARDS		5791	4470
Avg. Per Game		361.9	279.4
Total Plays		1092	951
Avg. Per Play		5.3	4.7
NET YARDS RUSHING		2362	1331
Avg. Per Game		147.6	83.2
Total Rushes		525	345
NET YARDS PASSING		3429	3139
Avg. Per Game		214.3	196.2
Sacked/Yards Lost		31/233	40/274
Gross Yards		3662	3413
Att./Completions		536/327	566/302
Completion Pct.		61.0	53.4
Had Intercepted		17	23
PUNTS/AVERAGE		65/41.8	83/46.1
NET PUNTING AVG.		65/36.2	83/37.4
PENALTIES/YARDS		109/949	119/834
FUMBLES/BALL LOST		27/15	26/9
TOUCHDOWNS		47	31
Rushing		20	5
Passing		26	22
Returns		1	4

SCORE BY PERIODS		1	2	3	4	OT	Total
BRONCOS		131	132	65	63	0	391
OPPONENTS		52	77	78	68	0	275

SCORING		TD	Ru	Pa	Rt	PAT	FG	2pt	PTS
Elam		0	0	0	0	46/46	21/28	0	109
Davis		15	13	2	0	0	0	0	90
Sharpe		10	0	10	0	0	0	0	60
McCaffrey		7	0	7	0	0	0	0	42
Elway		4	4	0	0	0	0	0	24
Miller		4	1	3	0	0	0	0	24
Craver		3	2	1	0	0	0	0	18
R. Smith		2	0	2	0	0	0	0	12
Braxton		1	0	0	1	0	0	0	6
Sherrard		1	0	1	0	0	0	0	6
BRONCOS		47	20	26	1	46/46	21/28	0	391
OPPONENTS		31	5	22	4	25/25	20/23	2	275

2-PT. CONVERSIONS: BRONCOS 0-1, OPPONENTS 2-6

SACKS: A. Williams 13.0, Geathers 5.0, Tanuvasa 5.0, Crockett 4.0, Perry 3.5, Romanowski 3.0, Hasselbach 2.0, Lodish 1.5, Mobley 1.5, D. Williams 1.0, Robinson 0.5, BRONCOS 40.0, OPPONENTS 31.0

PASSING	Att.	Comp.	Yds.	Comp.%	Yd./Att.	TD	TD%	Int	Int%	LG	Sack/Lost	Rating
Elway	466	287	3328	61.6	7.14	26	5.6	14	3.0	51	26/194	89.2
Musgrave	52	31	276	59.6	5.31	0	0.0	2	3.8	46	4/32	57.9
Lewis	17	9	58	52.9	3.41	0	0.0	1	5.9	11	1/7	35.9
Craver	1	0	0	0.0	0.00	0	0.0	0	0.0	0	0/0	39.6
BRONCOS	536	327	3662	61.0	6.83	26	4.9	17	3.2	51	31/233	84.3
OPPONENTS	566	302	3413	53.4	6.03	22	3.9	23	4.1	51t	40/274	67.7

RECEIVING		No.	Yds.	Avg.	Long	TD
Sharpe		80	1062	13.3	51	10
Miller		56	735	13.1	46	3
McCaffrey		48	553	11.5	39t	7
Craver		39	297	7.6	39t	1
Davis		36	310	8.6	23	2
R. Smith		16	237	14.8	49t	2
Sherrard		16	185	11.6	25t	1
Carswell		15	85	5.7	11	0
Chamberlain		12	129	10.8	17	0
Hebron		7	43	6.1	11	0
Kinchen		1	27	27.0	27	0
Rivers		1	-1	-1.0	-1	0
BRONCOS		327	3662	11.2	51	26
OPPONENTS		302	3413	11.3	51t	22

INTERCEPTIONS		No.	Yds.	Avg.	Long	TD
Braxton		9	128	14.2	69t	1
Atwater		3	11	3.7	11	0
Romanowski		3	1	0.3	1	0
Crockett		2	34	17.0	34	0
Washington		2	17	8.5	23	0
James		2	15	7.5	15	0
Hilliard		1	27	27.0	27	0
Mobley		1	8	8.0	8	0
BRONCOS		23	241	10.5	69t	1
OPPONENTS		17	171	10.1	34	0

PUNTING		No.	Yds.	Avg.	Net	TB	In20	Long	B
Rouen		65	2714	41.8	36.2	5	16	57	0
BRONCOS		65	2714	41.8	36.2	5	16	57	0
OPPONENTS		83	3825	46.1	37.4	7	18	67	0

PUNT RETURNS		No.	FC	Yds.	Avg.	Long	TD
Kinchen		26	4	300	11.5	40	0
R. Smith		23	15	283	12.3	36	0
BRONCOS		49	19	583	11.9	40	0
OPPONENTS		23	22	261	11.3	88t	1

KICKOFF RETURNS		No.	Yds.	Avg.	Long	TD
Hebron		45	1099	24.4	59	0
Chamberlain		3	49	16.3	21	0
Jeffers		1	18	18.0	18	0
R. Smith		1	29	29.0	29	0
BRONCOS		50	1195	23.9	59	0
OPPONENTS		76	1602	21.1	97t	1

FIELD GOALS		1-19	20-29	30-39	40-49	50+
Elam		2/2	8/8	4/5	6/10	1/3
OPPONENTS		0/0	8/8	7/8	4/5	1/2

ELAM: (28G) (18G, 28G, 33G) (45G, 20G) (52N, 34N) () () (34G) (40G, 47N, 29G) (36G, 43G, 28G) (24G) (52N, 28G, 47G) (42N) (44G, 18G) (40G, 39G) (38G, 40N) (51G, 45N).

OPPONENTS: () (27G, 40G) (24G, 35G, 28G) (37G) (44G) (27G) (45G, 33G) (54N) (30N) (35G, 48G) (40N), (27G) () (33G, 22G) (28G, 35G) (50G, 21G, 22G).

1996 DEFENSIVE STATS

(based on coaches' film review)

	TT	UT	A	S-YDS	I-YDS	PD	FF	FR
1 Romanowski	128	94	34	3-15	3-1	12	0	3
2 Aldridge	121	74	47	0-0	0-0	6	1	0
3 Atwater	116	89	27	0-0	3-11	9	1	0
4 Braxton	102	78	24	0-0	9-128	19	3	1
5 Mobley	93	67	26	1-5-2	1-8	4	0	0
6 Crockett	68	56	12	4-29	2-34	15	3	0
7 A. Williams	65	55	10	13-103	0-0	4	5	1
8 Washington	44	33	11	0-0	2-17	10	0	0
9 Perry	39	33	6	3.5-22	0-0	4	2	1
10 Hilliard	30	26	4	0-0	1-27	5	0	0
Lodish	30	19	11	1.5-8.5	0-0	0	0	0
12 Tanuvasa	24	15	9	5-39	0-0	1	0	1
13 James	22	17	5	0-0	2-15	7	1	1
D. Williams	22	14	8	1-3	0-0	0	0	1
15 Geathers	18	13	5	5-34	0-0	0	0	0
16 Hasselbach	17	14	3	2-16	0-0	2	2	0
17 Hauck	16	10	6	0-0	0-0	0	0	0
18 Cadrez	15	7	8	0-0	0-0	0	0	0
19 Johnson	9	8	1	0-0	0-0	2	1	0
20 Burns	5	2	3	0-0	0-0	0	0	0
21 R. Jones	3	2	1	0-0	0-0	1	0	0
E. Jones	3	2	1	0-0	0-0	0	0	0
23 Robinson	2	1	1	0.5-2.5	0-0	0	0	0
TOTALS	992	729	263	40-274	23-241	101	19	9

1996 GAMES STARTED

OFFENSE		DEFENSE	
QB Elway, John	15	DE Hasselbach, Harald	1
QB Musgrave, Bill	1	DE Williams, Alfred	16
RB Davis, Terrell	16	DE Williams, Dan	15
FB Craver, Aaron	15	DT Lodish, Mike	16
WR McCaffrey, Ed	15	DT Perry, Michael Dean	15
WR Miller, Anthony	16	DT Tanuvasa, Maa	1
WR Smith, Rod	1	LB Aldridge, Allen	16
TE Carswell, Dwayne	2	LB Mobley, John	16
TE Sharpe, Shannon	15	LB Romanowski, Bill	16
C Nalen, Tom	16	CB Crockett, Ray	15
T Brown, Jamie	2	CB Hilliard, Randy	3
T Thompson, Broderick	16	CB James, Tory	2
T Zimmerman, Gary	14	CB Washington, Lionel	12
G Diaz-Infante, David	2	S Atwater, Steve	16
G Hable, Brian	16	S Braxton, Tyrone	16
G Schilreth, Mark	14		

1996 COACHES

Mike Shanahan (Head Coach), **Frank Bush** (Linebackers), **Barney Chavous** (Asst. Offensive Line/Asst. Strength and Conditioning), **Rick Dennison** (Offensive Asst.), **Ed Donatelli** (Defensive Backs), **George Dyer** (Defensive Line), **Alex Gibbs** (Asst. Head Coach/Offensive Line), **Mike Heimerdinger** (Wide Receivers), **Gary Kubiak** (Offensive Coordinator/QBs), **Brian Pariani** (Tight Ends), **Greg Robinson** (Defensive Coordinator), **Greg Saporita** (Administrative Asst./Strength and Conditioning), **Richard Smith** (Special Teams), **Rick Smith** (Defensive Asst.), **Bobby Turner** (Running Backs), **Rich Tuten** (Strength and Conditioning).

1996 LEADERS / RANKINGS

INDIVIDUAL	PLAYER	NO.	AFC RANK	NFL RANK	NFL LEADER	NO.
Points	Elam	109	8	14	Kasay (CAR)	145
Rushing Yards	Davis	1,538	1	2	Sanders (DET)	1,553
Passing Yards	Elway	3,328	5	7	Brunell (JAC)	4,367
Passer Rating	Elway	89.2	1	4	Young (SF)	97.2
Receiving Yards	Sharpe	1,062	9	15	Rice (STL)	1,338
Receptions	Sharpe	80	8t	16	Brice (SF)	108
Interceptions	Braxton	19	1	1t	Braxton (DEN)/Lyle (STL)	9
Sacks	A. Williams	13	3t	5t	Greene (CAR)	14.5
OFFENSE						
		NO.	AFC RANK	NFL RANK	NFL LEADER	NO.
Points Per Game		24.4	2	4	Green Bay	28.5
Total Yards Per Game		361.9	1	1	Denver	361.9
Yards Per Play		5.3	3	4t	Baltimore	5.6
Rushing Yards Per Game		147.6	1	1	Denver	147.6
Net Passing Yards Per Game		214.3	7	13	Baltimore	248.6
DEFENSE						
		NO.	AFC RANK	NFL RANK	NFL LEADER	NO.
Points Per Game		17.2	3	7	Green Bay	13.1
Total Yards Per Game		279.4	2	4	Green Bay	259.8
Yards Per Play		4.7	3t	6t	Green Bay	4.2
Rushing Yards Per Game		83.2	1	1	Denver	83.2
Net Passing Yards Per Game		196.2	4	10	Green Bay	171.3

1996 KEY AWARDS

Pro Bowl (9): S Steve Atwater, S Tyrone Braxton, RB Terrell Davis, QB John Elway, DE Michael Dean Perry, LB Bill Romanowski, TE Shannon Sharpe, DE Alfred Williams, T Gary Zimmerman. **AP All-Pro (6):** S Steve Atwater (second team), RB Terrell Davis (first team), QB John Elway (second team), TE Shannon Sharpe (first team), DE Alfred Williams (first team), T Gary Zimmerman (first team). **AP NFL Offensive Player of the Year:** RB Terrell Davis. **Sports Illustrated NFL MVP:** RB Terrell Davis. **K.C. 101 Club AFC Coach of the Year:** Mike Shanahan.

1996 NFL STANDINGS

AFC EAST

Team	W	L	T	Pct	PF	PA
yz-New England	11	5	0	.688	418	313
x-Buffalo	10	6	0	.625	319	266
x-Indianapolis	9	7	0	.563	317	334
Miami	8	8	0	.500	339	325
New York Jets	1	15	0	.063	279	454

AFC CENTRAL

Team	W	L	T	Pct	PF	PA
y-Pittsburgh	10	6	0	.625	344	257
x-Jacksonville	9	7	0	.563	325	335
Houston	8	8	0	.500	345	319
Cincinnati	8	8	0	.500	372	369
Baltimore	4	12	0	.250	371	441

AFC WEST

Team	W	L	T	Pct	PF	PA
*yz-Denver	13	3	0	.813	391	275
Kansas City	9	7	0	.563	297	300
San Diego	8	8	0	.500	310	376
Oakland	7	9	0	.438	340	293
Seattle	7	9	0	.438	317	376

NFC EAST

Team	W	L	T	Pct	PF	PA
y-Dallas	10	6	0	.625	286	250
x-Philadelphia	10	6	0	.625	363	341
Washington	9	7	0	.563	364	312
Arizona	7	9	0	.438	300	397
New York Giants	6	10	0	.375	242	297

NFC CENTRAL

Team	W	L	T	Pct	PF	PA
*yz-Green Bay	13	3	0	.813	456	210
x-Minnesota	9	7	0	.563	298	315
Chicago	7	9	0	.438	283	305
Tampa Bay	6	10	0	.375	221	293
Detroit	5	11	0	.313	302	368

NFC WEST

Team	W	L	T	Pct	PF	PA
yz-Carolina	12	4	0	.750	367	218
x-San Francisco	12	4	0	.750	398	257
St. Louis	6	10	0	.375	303	409
Atlanta	3	13	0	.188	309	461
New Orleans	3	13	0	.188	229	339

x - Playoffs; y - Division Title; z - First-round Bye; * - Home-field Advantage

WILD CARD PLAYOFF GAMES

12/28 - Jacksonville 30, at Buffalo 27
12/28 - at Dallas 40, Minnesota 15
12/29 - at Pittsburgh 42, Indianapolis 14
12/29 - at San Francisco 14, Philadelphia 0

DIVISIONAL PLAYOFF GAMES

1/4 - Jacksonville 30, at Denver 27
1/4 - at Green Bay 35, San Francisco 14
1/5 - at New England 28, Pittsburgh 3
1/5 - at Carolina 26, Dallas 17

CONFERENCE CHAMPIONSHIPS

1/12 - at New England 20, Jacksonville 6
1/12 - at Green Bay 30, Carolina 13

SUPER BOWL XXXI (NEW ORLEANS)

1/26 - Green Bay 35, New England 21

1995 FINAL STATISTICS (8-8)

Head Coach: Mike Shanahan **AFC West:** 4th **Home Stadium:** Mile High Stadium

Date	W-L	Score	Opponent	Attendance	RUSHING	No.	Yds.	Avg.	Long	TD
Sept 3	W	22-7	Buffalo	75,157	Davis	237	1117	4.7	60	7
Sept 10	L	21-31	at Dallas	64,578	Craver	73	333	4.6	23	5
Sept 17	W	38-31	Washington	71,930	Milburn	49	266	5.4	29	0
Sept 24	L	6-17	at San Diego	58,978	Elway	41	176	4.3	25	1
Oct 1	L	10-27	at Seattle	49,914	Bernstine	23	76	3.3	18	1
Oct 8	W	37-3	at New England	60,074	Pritchard	6	17	2.8	9	0
Oct 16	W	27-0	Oakland	75,491	Millen	3	8	2.7	7	0
Oct 22	L	7-21	Kansas City	71,044	Miller	1	5	5.0	5	0
Nov 5	W	38-6	Arizona	71,488	Rivers	2	2	1.0	1	0
Nov 12	L	13-31	at Philadelphia	60,842	McCaffrey	1	-1	-1.0	-1	0
Nov 19	W	30-27	San Diego	74,681	Musgrave	4	-4	-1.0	0	0
Nov 26	L	33-42	at Houston	36,113	BRONCOS	440	1995	4.5	60	14
Dec 3	W	31-23	Jacksonville	72,231	OPPONENTS	451	1895	4.2	74	19
Dec 10	L	27-31	Seattle	71,488						
Dec 17	L	17-20	at Kansas City	75,061	RECEIVING	No.	Yds.	Avg.	Long	TD
Dec 24	W	31-28	at Oakland	50,074	Sharpe	63	756	12.0	49	4

TEAM STATISTICS

TOTAL FIRST DOWNS	344	322
Rushing	114	114
Passing	205	186
Penalty	25	22
3RD DOWN: MADE/ATT	89/207	92/212
3rd Down Pct.	43.0	43.4
4TH DOWN: MADE/ATT	8/18	10/21
4th Down Pct.	44.4	47.6
POSSESSION AVG.	30:09	29:51
TOTAL NET YARDS	6040	5193
Avg. Per Game	377.5	324.6
Total Plays	1060	1010
Avg. Per Play	5.7	5.1
NET YARDS RUSHING	1995	1895
Avg. Per Game	124.7	118.4
Total Rushes	440	451
NET YARDS PASSING	4045	3298
Avg. Per Game	252.8	206.1
Sacked/Yards Lost	26/215	30/220
Gross Yards	4260	3518
Att./Completions	594/350	529/297
Completion Pct.	58.9	56.1
Had Intercepted	14	8
PUNTS/AVERAGE	54/40.9	76/42.8
NET PUNTING AVG.	54/37.3	76/34.9
PENALTIES/YARDS	109/851	103/848
FUMBLES/BALL LOST	25/16	20/13
TOUCHDOWNS	42	44
Rushing	14	19
Passing	27	20
Returns	1	5

SCORE BY PERIODS

SCORE BY PERIOD	1	2	3	4	OT	Total
BRONCOS	96	137	64	91	0	388
OPPONENTS	72	103	68	102	0	345

SCORING

Ilam	0	0	0	0	39/39	31/38	0	132
Miller	14	0	14	0	0/0	0/0	0	84
Davis	8	7	1	0	0/0	0/0	0	48
Craver	6	5	1	0	0/0	0/0	0	36
Sharpe	4	0	4	0	0/0	0/0	0	24
Pritchard	3	0	3	0	0/0	0/0	0	18
McCaffrey	2	0	2	0	0/0	0/0	0	14
Elway	1	1	0	0	0/0	0/0	0	14
Bernstine	1	1	0	0	0/0	0/0	0	6
Evans	1	0	1	0	0/0	0/0	0	6
Smith	1	0	1	0	0/0	0/0	0	6
Crockett	1	0	0	1	0/0	0/0	0	6
BRONCOS	42	14	27	1	39/39	31/38	0	388
OPPONENTS	44	19	20	5	42/42	13/19	0	345

2-PT. CONVERSIONS: Elway, McCaffrey, **BRONCOS 2-3, OPPONENTS 0-2**

SACKS: Perry 6.0, Fletcher 5.0, Hasselbach 4.0, Crockett 3.0
Cadrez 2.0, Dronett 2.0, Williams 2.0, Aldridge 1.5, Burns 1.5
Jones 1.0, Robinson 1.0, Alexander 0.5, Wilson 0.5.

BRONCOS 30.0, OPPONENTS 26.0

PASSING	Att.	Comp.	Yds.	Comp.%	Yd./Att.	TD	TD%	Int	Int%	LG	Sack/Lost	Rating
Elway	542	316	3970	58.3	7.32	26	4.8	14	2.6	62t	22/180	86.4
Millen	40	26	197	65.0	4.93	1	2.5	0	0.0	18	4/32	85.1
Musgrave	12	8	93	66.7	7.75	0	0.0	0	0.0	23	0/0	89.9
BRONCOS	594	350	4260	58.9	7.17	27	4.5	14	2.4	62t	26/215	86.4
OPPONENTS	529	297	3518	56.1	6.65	20	3.8	8	1.5	57	30/220	82.9

RECEIVING	No.	Yds.	Avg.	Long	TD
Sharpe	63	756	12.0	49	4
Miller	59	1079	18.3	62t	14
Davis	49	367	7.5	31	1
Craver	43	369	8.6	32	1
McCaffrey	39	477	12.2	35	2
Pritchard	33	441	13.4	45t	3
Milburn	22	191	8.7	23	0
Johnson	12	170	14.2	23	0
Evans	12	124	10.3	22	1
Smith	6	152	25.3	43t	1
Bernstine	5	54	10.8	38	0
Carswell	3	37	12.3	5	0
Rivers	3	32	10.7	23	0
Chamberlain	1	11	11.0	11	0
BRONCOS	350	4260	12.2	62t	27
OPPONENTS	297	3518	11.8	57	20

INTERCEPTIONS

WHERE HE RONS	NO.	PTS.	AVG.	LONG	FT.
Atwater	3	54	18.0	25	0
Braxton	2	36	18.0	36	0
Alexander	2	5	2.5	4	0
Hager	1	19	19.0	19	0
BRONCOS	8	114	14.3	36	0
OPPONENTS	14	103	7.4	29	0

PUNTING

BRONCOS	54	2209	40.9	37.3	3	23	61	1
OPPONENTS	76	3253	42.8	34.9	12	18	62	0

PUNT RETURNS

FOR RETURN	No.	Rs.	Per.	Avg.	Long	12
Milburn	31	17	354	11.4	44	0
Crockett	0	0	4	—	4	0
Smith	0	1	0	—	—	0
BRONCOS	31	18	358	11.5	44	0
OPPONENTS	25	12	137	5.5	52	0

KICKOFF RETURNS

WRISTERS	Ref	Age	Long	
Milburn	47	1269	27.0	86
Craver	7	50	7.1	13
Smith	4	54	13.5	17
Robinson	1	14	14.0	14
Burns	1	5	5.0	5
BRONCOS	60	1392	23.2	86
OPPONENTS	77	1671	21.7	86

FIELD GOALS

Elam	0/0	7/9	14/15	5/7	5/7
OPPONENTS	0/0	4/4	4/7	4/5	1/3

ELAM: (22G,52G,20G,38N,38G,37G) () (20G) (23G,52G)
(23N,52N,30G) (37G,30G,51G) (30G, 32G,33G,37G) ()
(53G) (44G,48G) (20G,35G, 46N,32G) (56G,48N,35G) (38G)
(29G,46G,66N) (49G) (45G,28N,27G,37G)

OPPONENTS: () (45G) (30N,31G) (45G) (48N, 45G,20G) (51G)
 () (35N) (31G,20G,54N) (52N, 39G) (29G,32G) () (47G) (36G)
 (37N) ()

1995 DEFENSIVE STATS

(based on coaches' film review)

	TT	UT	A	S-YDS	I-YDS	PD	FF	FR
1 Atwater	148	107	41	0-0	3-54	8	3	0
2 Aldridge	110	77	33	1.5-10.5	0-0	3	1	1
Braxton	110	74	36	0-0	2-36	10	0	0
4 Crockett	78	61	17	3-32	0-0	16	1	1
5 Wyman	73	54	19	0-0	0-0	1	1	0
6 Washington	62	46	16	0-0	0-0	9	1	1
7 J. Jones	49	26	23	1-8	0-0	0	0	2
8 Hager	48	35	13	0-0	1-19	5	0	0
9 Cadrez	44	22	22	2-3	0-0	0	2	0
10 Perry	42	38	4	6-52	0-0	8	2	0
11 Fletcher	40	34	6	5-42	0-0	1	2	0
12 Alexander	36	28	8	0.5-1	2-5	3	1	0
13 D. Jones	25	17	8	0-0	0-0	1	2	0
14 Hasselbach	24	15	9	4-23	0-0	2	0	4
15 Burns	22	14	8	1.5-9	0-0	0	1	0
16 Hillard	20	16	4	0-0	0-0	4	1	0
17 Thomas	17	12	5	0-0	0-0	3	1	0
18 Hauck	16	10	6	0-0	0-0	1	0	0
19 R. Jones	10	8	2	0-0	0-0	3	0	0
20 Dronett	8	5	3	2-12	0-0	1	0	0
21 Williams	6	5	1	2-19	0-0	1	0	0
Robinson	6	3	3	1-4	0-0	0	0	1
23 Lodish	4	4	0	0-0	0-0	0	0	0
24 Garnett	3	3	0	0-0	0-0	0	0	0
25 Bradford	1	1	0	0-0	0-0	1	0	0
Wilson	1	1	0	0.5-4.5	0-0	0	0	0
TOTALS	1,003	716	287	30-220	7-114	81	19	10

1995 GAMES STARTED

OFFENSE

QB Elway, John	16	DE Dronett, Shane	2
RB Bernstein, Rod	3	DE Hasselbach, Harald	10
RB Craver, Aaron	12	DE Williams, Dan	6
RB Davis, Terrell	14	DT Jones, James	16
RB Milburn, Glyn	1	DT Perry, Michael Dean	14
WR Johnson, Vance	1	LB Aldridge, Allen	12
WR McCaffrey, Ed	4	LB Alexander, Elijah	8
WR Miller, Anthony	14	LB Cadrez, Glenn	7
WR Pritchard, Mike	13	LB Fletcher, Simon	16
WR Smith, Rod	1	LB Hager, Britt	5
TE Carswell, Dwayne	2	LB Jones, Dante	5
TE Evans, Jerry	2	LB Wyman, Dave	11
TE Sharpe, Shannon	12	CB Crockett, Ray	16
C Nalen, Tom	15	CB Washington, Lionel	16
C Tamm, Ralph	1	S Atwater, Steve	16
T Thompson, Broderick	16	S Braxton, Tyrone	16
T Zimmerman, Gary	16		
G Habib, Brian	16		
G Schlereth, Mark	16		

1995 COACHES

Mike Shanahan (Head Coach), **Frank Bush** (Linebackers), **Barney Chavous** (Asst. Offensive Line/Asst. Strength and Conditioning), **Rick Dennison** (Offensive Asst.), **Ed Donatelli** (Defensive Backs), **George Dyer** (Defensive Line), **Alex Gibbs** (Asst. Head Coach/Offensive Line), **Mike Heimerdinger** (Wide Receivers), **Gary Kubiak** (Offensive Coordinator/QBs), **Brian Pariani** (Tight Ends), **Al Reynolds** (Defensive Asst./Asst. Defensive Backs), **Greg Robinson** (Defensive Coordinator), **Greg Saporita** (Administrative Asst./Strength and Conditioning), **Richard Smith** (Special Teams), **Bobby Turner** (Running Backs), **Rich Tuten** (Strength and Conditioning).

1995 LEADERS / RANKINGS

INDIVIDUAL	PLAYER	NO.	AFC RANK	NFL RANK	NFL LEADER	NO.
Points	Elam	132	2	3t	Smith (DAL)	150
Rushing Yards	Davis	1,117	3	9	Smith (DAL)	1,773
Passing Yards	Elway	3,970	1	5t	Favre (GB)	4,413
Passer Rating	Elway	86.4	6	14	Harbaugh (IND)	100.7
Receiving Yards	Miller	1,079	5	16	Rice (SF)	1,848
Receptions	Sharpe	63	12t	29t	Moore (DET)	123
Interceptions	Atwater	3	16t	37t	Thomas (MIN)	9
Sacks	Perry	16	25t	48t	Paup (BUF)	17.5
OFFENSE		NO.	AFC RANK	NFL RANK	NFL LEADER	NO.
Points Per Game		24.3	3	9	San Francisco	28.6
Total Yards Per Game		377.5	1	3	Detroit	382.1
Yards Per Play		5.7	1	3t	Detroit	6.0
Rushing Yards Per Game		124.7	3	5	Kansas City	138.9
Net Passing Yards Per Game		252.8	2	7	San Francisco	288.0
DEFENSE		NO.	AFC RANK	NFL RANK	NFL LEADER	NO.
Points Per Game		21.6	9	17	Kansas City	15.1
Total Yards Per Game		324.6	9	15	San Francisco	274.9
Yards Per Play		5.1	9	14t	Kansas City	4.3
Rushing Yards Per Game		118.4	11	23	San Francisco	66.3
Net Passing Yards Per Game		206.1	5	9	New York Jets	171.3

1995 KEY AWARDS

Pro Bowl (6): S Steve Atwater, K Jason Elam, KR Glyn Milburn, WR Anthony Miller, TE Shannon Sharpe, T Gary Zimmerman. **AP All-Pro (4):** K Jason Elam (second team), KR Glyn Milburn (second team), TE Shannon Sharpe (second team), T Gary Zimmerman (second team). **Football Digest NFL Rookie of the Year:** RB Terrell Davis.

1995 NFL STANDINGS

AFC EAST

Team	W	L	T	Pct	PF	PA
y-Buffalo	10	6	0	.625	350	335
x-Indianapolis	9	7	0	.563	331	316
x-Miami	9	7	0	.563	398	332
New England	6	10	0	.375	294	377
New York Jets	3	13	0	.188	233	384

AFC CENTRAL

Team	W	L	T	Pct	PF	PA
yz-Pittsburgh	11	5	0	.688	407	327
Cincinnati	7	9	0	.438	349	374
Houston	7	9	0	.438	348	324
Cleveland	5	11	0	.313	289	356
Jacksonville	4	12	0	.250	275	404

AFC WEST

Team	W	L	T	Pct	PF	PA
*yz-Kansas City	13	3	0	.813	358	241
x-San Diego	9	7	0	.563	321	323
Seattle	8	8	0	.500	363	366
Denver	8	8	0	.500	383	345
Oakland	8	8	0	.500	348	332

NFC EAST

Team	W	L	T	Pct	PF	PA
*yz-Dallas	12	4	0	.750	435	291
x-Philadelphia	10	6	0	.625	318	338
Washington	6	10	0	.375	326	359
New York Giants	5	11	0	.313	290	340
Arizona	4	12	0	.250	275	422

NFC CENTRAL

Team	W	L	T	Pct	PF	PA
y-Green Bay	11	5	0	.688	404	314
x-Detroit	10	6	0	.625	436	336
Chicago	9	7	0	.563	392	360
Minnesota	8	8	0	.500	412	385
Tampa Bay	7	9	0	.438	238	335

NFC WEST

Team	W	L	T	Pct	PF	PA
yz-San Francisco	11	5	0	.688	457	258
x-Atlanta	9	7	0	.563	362	349
St. Louis	7	9	0	.438	309	418
Carolina	7	9	0	.438	289	325
New Orleans	7	9	0	.438	319	348

x - Playoffs; y - Division Title; z - First-round Bye; * - Home-field Advantage

WILD CARD PLAYOFF GAMES

12/30 - at Buffalo 37, Miami 22
12/30 - at Philadelphia 58, Detroit 37
12/31 - Indianapolis 35, at San Diego 20
12/31 - at Green Bay 37, Atlanta 20

DIVISIONAL PLAYOFF GAMES

1/6 - at Pittsburgh 40, Buffalo 21
1/6 - Green Bay 27, at San Francisco 17
1/7 - Indianapolis 10, at Kansas City 7
1/7 - at Dallas 30, Philadelphia 11

CONFERENCE CHAMPIONSHIPS

1/14 - at Pittsburgh 20, Indianapolis 16
1/14 - at Dallas 38, Green Bay 27

SUPER BOWL XXX (TEMPE, ARIZ.)

1/28 - Dallas 27, Pittsburgh 17

1994 FINAL STATISTICS (7-9)

Head Coach: Wade Phillips AFC West: 4th Home Stadium: Mile High Stadium

Date	W-L	Score	Opponent	Attendance	RUSHING	No.	Yds.	Avg.	Long	TD
Sept 4	L	34-37	San Diego	74,032	L. Russell	190	620	3.3	22t	9
Sept 11	L	22-25	at New York Jets (OT)	73,436	Elway	58	235	4.1	22	4
Sept 18	L	16-48	L.A. Raiders	75,764	Milburn	58	201	3.5	20	1
Sept 26	L	20-27	at Buffalo	75,373	Clark	56	168	3.0	12	3
Oct 9	W	16-9	at Seattle	63,872	Bernstine	17	91	5.4	24	0
Oct 17	L	28-31	Kansas City	75,151	Rivers	43	83	1.9	11	2
Oct 23	W	20-15	at San Diego	61,626	Millen	5	57	11.4	24	0
Oct 30	W	26-14	Cleveland	73,190	Campbell	2	6	3.0	6	0
Nov 6	L	21-27	at L.A. Rams	48,103	D. Russell	1	6	6.0	6	0
Nov 13	W	17-10	Seattle	71,290	Miller	1	3	3.0	3	0
Nov 20	W	32-28	Atlanta	70,594	BRONCOS	431	1470	3.4	24	19
Nov 27	W	15-13	Cincinnati	69,714	OPPONENTS	432	1752	4.1	36	12
Dec 4	W	20-17	at Kansas City (OT)	77,631	RECEIVING	No.	Yds.	Avg.	Long	TD
Dec 11	L	13-23	at L.A. Raiders	60,016	Sharpe	87	1010	11.6	44	4
Dec 17	L	19-42	at San Francisco	64,884	Milburn	77	549	7.1	33	3
Dec 24	L	28-30	New Orleans	64,445	Miller	60	1107	18.5	76	5

TEAM STATISTICS	Den	Opp
TOTAL FIRST DOWNS	346	303
Rushing	101	103
Passing	202	182
Penalty	43	18
3RD DOWN: MADE/ATT	87/231	86/217
3rd Down Pct.	37.7	39.6
4TH DOWN: MADE/ATT	7/17	3/10
4th Down Pct.	41.2	30.0
POSSESSION AVG.	30:58	29:02
TOTAL NET YARDS	5487	5907
Avg. Per Game	342.9	369.2
Total Plays	1112	1023
Avg. Per Play	4.9	5.8
NET YARDS RUSHING	1470	1752
Avg. Per Game	91.9	109.5
Total Rushes	431	432
NET YARDS PASSING	4017	4155
Avg. Per Game	251.1	259.7
Sacked/Yards Lost	55/366	23/141
Gross Yards	4383	4296
Att./Completions	626/388	568/322
Completion Pct.	62.0	56.7
Had Intercepted	13	12
PUNTS/AVERAGE	76/42.9	76/43.5
NET PUNTING AVG.	76/37.1	76/35.8
PENALTIES/YARDS	101/865	134/1031
FUMBLES/BALL LOST	27/18	24/14
TOUCHDOWNS	37	43
Rushing	19	12
Passing	19	28
Returns	0	3

SCORE BY PERIODS	1	2	3	4	OT	Total
BRONCOS	53	96	102	93	3	347
OPPONENTS	64	148	77	104	3	396

SCORING	TD	Ru	Pa	Rt	PAT	FG	S	PTS
Elam	0	0	0	0	29/29	30/37	0	119
L. Russell	9	9	0	0	0/0	0/0	0	54
Miller	5	0	5	0	0/0	0/0	0	32
Sharpe	4	0	4	0	0/0	0/0	0	28
Elway	4	4	0	0	0/0	0/0	0	24
Milburn	4	1	3	0	0/0	0/0	0	24
Clark	3	3	0	0	0/0	0/0	0	18
Evans	2	0	2	0	0/0	0/0	0	12
Rivers	2	2	0	0	0/0	0/0	0	12
Campbell	1	0	1	0	0/0	0/0	0	6
Pritchard	1	0	1	0	0/0	0/0	0	6
D. Russell	1	0	1	0	0/0	0/0	0	6
Tillman	1	0	1	0	0/0	0/0	0	6
BRONCOS	37	19	18	0	29/29	30/37	0	347
OPPONENTS	43	12	28	3	35/35	31/37	0	396

2-PT. CONVERSIONS: Sharpe 2, Miller, **BRONCOS 3-8, OPPONENTS 5-8**

SACKS: Fletcher 7.0, Dronett 6.0, Washington 2.5, Hasselbach 2.0, Mecklenburg 1.5, Alexander 1.0, Bradford 1.0, Robinson 1.0, D. Smith 1.0, **BRONCOS 23.0, OPPONENTS 55.0**

RECEIVING	No.	Yds.	Avg.	Long	TD
Sharpe	87	1010	11.6	44	4
Milburn	77	549	7.1	33	3
Miller	60	1107	18.5	76	5
L. Russell	38	227	6.0	19	0
Tillman	28	455	16.3	63	1
D. Russell	25	342	13.7	43	1
Rivers	20	136	6.8	25	0
Pritchard	19	271	14.3	50t	1
Evans	13	127	9.8	20t	2
Bernstine	9	70	7.8	16	0
Clark	9	47	5.2	10	0
Kimbrough	2	20	10.0	12	0
Campbell	1	22	22.0	22t	1
BRONCOS	388	4383	11.3	76	18
OPPONENTS	322	4296	13.3	75t	28

INTERCEPTIONS	No.	Yds.	Avg.	Long	TD
Jones	2	9	4.5	9	0
Hilliard	2	8	4.0	8	0
Crockett	2	6	3.0	6	0
Atwater	1	24	24.0	24	0
Washington	1	5	5.0	5	0
Fletcher	1	4	4.0	4	0
Alexander	1	2	2.0	2	0
B. Smith	1	0	0.0	0	0
Williams	1	-3	-3.0	-3	0
BRONCOS	12	55	4.6	24	0
OPPONENTS	13	288	22.2	99t	3

PUNTING	No.	Yds.	Avg.	Net	TB	In20	Long	B
Rouen	76	3258	42.9	37.1	8	23	59	0
TEAM	76	3258	42.9	37.1	8	23	59	0
OPPONENTS	76	3303	43.5	35.8	10	21	62	0

PUNT RETURNS	No.	FC	Yds.	Avg.	Long	TD
Milburn	41	4	379	9.2	44	0
BRONCOS	41	4	379	9.2	44	0
OPPONENTS	39	13	275	7.1	29	0

KICKOFF RETURNS	No.	Yds.	Avg.	Long	TD
Milburn	37	793	21.4	40	0
By'not'e	24	545	22.7	41	0
D. Russell	5	105	21.0	34	0
Campbell	3	24	8.0	11	0
Clark	3	34	11.3	20	0
Carswell	1	0	0.0	0	0
Evans	1	6	6.0	6	0
Swann	1	16	16.0	16	0
BRONCOS	75	1523	20.3	41	0
OPPONENTS	70	1396	19.9	62	0

FIELD GOALS	1-19	20-29	30-39	40-49	50+
Elam	0/0	11/11	11/11	7/12	1/3
OPPONENTS	3/3	8/9	11/13	9/10	0/2

ELAM: (25G, 43G) (43G,21G,29G) (43G) (41N, 28G,43G) (26G,33G,37G,43N) () (49N,54G,25G) (27G,32G) (42G,57N,29G) (42G) (35G,50B) (34G,33G,45N,37G,44N) (34G,34G) (20G,21G) (26G,45G) (32G,30G)

OPPONENTS: (27G) (39G) (42G,33G) (36G, 28G) (37G, 36G,42G) (27N,19G) (22G,39G,37G, 26G,44G) (43G,45G) (35G,18G) (56N,19G) () (43G,32G,51N) (22G,37B) (44G,29G,47G,30G, 28G) () (26G,44B,32B,37G,40G)

PASSING	Att.	Comp.	Yds.	Comp.%	Yd./Att.	TD	TD%	Int	Int%	LG	Sack/Lost	Rating
Elway	494	307	3490	62.1	7.06	16	3.2	10	2.0	63	46/303	85.7
Millen	131	81	893	61.8	6.82	2	1.5	3	2.3	76	9/63	77.6
Rivers	1	0	0	0.0	0.00	0	0.0	0	0.0	0	0/0	39.6
BRONCOS	626	388	4383	62.0	7.00	18	2.9	13	2.1	76	55/366	83.8
OPPONENTS	568	322	4296	56.7	7.56	28	4.9	12	2.1	75t	23/141	88.5

1994 DEFENSIVE STATS

(based on coaches' film review)

	TT	UT	A	S-YDS	I-YDS	PD	FF	FR
1 Alexander	172	105	67	1-10	1-2	7	0	1
2 Atwater	125	72	53	0-0	1-24	8	1	2
3 Mecklenburg	85	52	33	1.5-11	0-0	3	2	2
4 Washington	82	49	33	2.5-13	1-5	3	2	0
5 Fletcher	76	42	34	7-41	1-4	5	1	2
6 Crockett	70	48	22	0-0	2-6	20	0	2
7 B. Smith	68	54	14	0-0	1-0	14	0	0
8 Hasselbach	66	40	26	2-13	0-0	1	1	0
9 Dronett	63	39	24	6-35	0-0	5	1	0
10 R. Jones	55	37	18	0-0	2-9	5	0	1
11 Croel	52	29	23	0-0	0-0	1	1	0
12 Hilliard	51	46	5	0-0	2-8	14	2	0
13 D. Smith	42	25	17	1-9	0-0	5	0	1
14 D. Hall	34	18	16	0-0	0-0	1	0	0
15 Bradford	27	18	9	1-8	0-0	5	0	0
16 Fuller	22	17	5	0-0	0-0	3	0	0
Williams	22	11	11	0-0	1-3	2	0	0
18 Harvey	21	9	12	0-0	0-0	2	0	0
19 Burns	18	14	4	0-0	0-0	0	0	0
20 J. Robinson	14	8	6	1-1	0-0	1	0	0
21 Wyman	11	7	4	0-0	0-0	0	0	0
22 Aldridge	8	1	7	0-0	0-0	0	0	0
23 Oshodin	5	5	0	0-0	0-0	0	0	0
24 Sanders	3	1	2	0-0	0-0	0	0	0
25 By'not'e	1	1	0	0-0	0-0	0	0	0
Donahue	1	0	1	0-0	0-0	0	0	0
TOTAL	1,194	748	446	23-141	12-55	105	11	11

1994 GAMES STARTED

OFFENSE

QB Elway, John	14
QB Millen, Hugh	2
RB Bernstein, Rod	3
RB Clark, Derrick	4
RB Milburn, Glyn	6
RB Rivers, Reggie	1
RB Russell, Leonard	14
WR Campbell, Jeff	1
WR Miller, Anthony	14
WR Russell, Derek	12
WR Tillman, Cedric	3
TE Evans, Jerry	9
TE Sharpe, Shannon	13
C Widell, Dave	16
T Freeman, Russell	7
T Maggs, Don	1
T Scraftford, Kirk	8
T Zimmerman, Gary	16
G Habib, Brian	16
G Melander, Jon	15
G Nalen, Tom	1

DEFENSE

DE Dronett, Shane	15
DE Fletcher, Simon	16
DE Hasselbach, Harald	3
DE Williams, Dan	15
NT Washington, Ted	6
LB Aldridge, Allen	1
LB Alexander, Elijah	1
LB Burns, Keith	1
LB Croel, Mike	12
LB Fuller, Randy	1
LB Harvey, Richard	1
LB Mecklenburg, Karl	15
CB Bradford, Ronnie	1
CB Crockett, Ray	14
CB Hilliard, Randy	4
CB Smith, Ben	14
S Atwater, Steve	14
S Hall, Darryl	3
S Jones, Rondell	2
S Smith, Dennis	12

1994 COACHES

Wade Phillips (Head Coach), **Vernon Banks** (Strength & Conditioning), **Barney Chavous** (Defensive Line Asst./Strength & Conditioning Asst.), **Jim Fassel** (Asst. Head Coach/Offensive Coordinator), **Mo Forte** (Wide Receivers), **Leon Fuller** (Defensive Backs), **Bishop Harris** (Running Backs), **John Leva** (Offensive Line), **Rex Norris** (Defensive Line), **Al Reynolds** (Asst. Defensive Backs/Quality Control), **Harold Richardson** (Special Asst. to the Head Coach/Offense), **Richard Smith** (Special Teams/Linebackers), **Les Steckel** (Tight Ends), **Charlie Waters** (Defensive Coordinator), **John Paul Young** (Linebackers).

1994 LEADERS / RANKINGS

INDIVIDUAL	PLAYER	NO.	AF RANK	NFL RANK	NFL LEADER	NO.
Points	Elam	119	2	3	Carney (SD)	135
Rushing Yards	Russell	620	15	27	Sanders (DET)	1,883
Passing Yards	Elway	3,490	3	8	Bledsoe (NE)	4,555
Passer Rating	Elway	85.7	2	4	Young (SF)	112.8
Receiving Yards	Miller	1,107	6	15	Rice (SF)	1,499
Receptions	Sharpe	87	4	8	Carter (MIN)	122
Interceptions	Jones/Hilliard/Crockett	2	331	691	Williams (ARI)	9
Sacks	Fletcher	7	161	311	Greene (PIT)	14
<hr/>						
OFFENSE		NO.	AF RANK	NFL RANK	NFL LEADER	NO.
Points Per Game		21.7	4	10	San Francisco	31.6
Total Yards Per Game		342.9	4	6	Miami	379.9
Yards Per Play		4.9	51	141	San Francisco	5.8
Rushing Yards Per Game		91.9	13	23	Pittsburgh	136.3
Net Passing Yards Per Game		273.9	3	4	New England	286.4
<hr/>						
DEFENSE		NO.	AF RANK	NFL RANK	NFL LEADER	NO.
Points Per Game		24.8	13	26	Cleveland	12.8
Total Yards Per Game		369.2	14	28	Dallas	269.6
Yards Per Play		5.8	14	28	Dallas	4.3
Rushing Yards Per Game		109.5	8	16	Minnesota	68.1
Net Passing Yards Per Game		259.7	14	28	Dallas	172.0

1994 KEY AWARDS

Pro Bowl (4): S Steve Atwater, QB John Elway, TE Shannon Sharpe, T Gary Zimmerman.

1994 NFL STANDINGS

AFC EAST

Team	W	L	T	Pct	PF	PA
y-Miami	10	6	0	.625	389	327
x-New England	10	6	0	.625	351	312
Indianapolis	8	8	0	.500	307	320
Buffalo	7	9	0	.438	340	356
New York Jets	6	10	0	.375	264	320

AFC CENTRAL

Team	W	L	T	Pct	PF	PA
*yz-Pittsburgh	12	4	0	.750	316	234
x-Cleveland	11	5	0	.688	340	204
Cincinnati	3	13	0	.188	276	406
Houston	2	14	0	.125	226	352

AFC WEST

Team	W	L	T	Pct	PF	PA
yz-San Diego	11	5	0	.688	381	306
x-Kansas City	9	7	0	.563	319	298
L.A. Raiders	9	7	0	.563	303	327
Denver	7	9	0	.438	347	396
Seattle	6	10	0	.375	287	323

NFC EAST

Team	W	L	T	Pct	PF	PA
yz-Dallas	12	4	0	.750	414	248
New York Giants	9	7	0	.563	279	305
Arizona	8	8	0	.500	235	267
Philadelphia	7	9	0	.438	308	308
Washington	3	13	0	.188	320	412

NFC CENTRAL

Team	W	L	T	Pct	PF	PA
y-Minnesota	10	6	0	.625	356	314
x-Green Bay	9	7	0	.563	382	287
x-Detroit	9	7	0	.563	357	342
x-Chicago	9	7	0	.563	271	307
Tampa Bay	6	10	0	.375	251	351

NFC WEST

Team	W	L	T	Pct	PF	PA
*yz-San Francisco	13	3	0	.813	505	296
New Orleans	7	9	0	.438	348	407
Atlanta	7	9	0	.438	317	385
L.A. Rams	4	12	0	.250	286	365

x - Playoffs; y - Division Title; z - First-round Bye; * - Home-field Advantage

WILD CARD PLAYOFF GAMES

12/31 - at Miami 27, Kansas City 17
12/31 - at Green Bay 16, Detroit 12
1/1 - at Cleveland 20, New England 13
1/1 - Chicago 35, at Minnesota 18

DIVISIONAL PLAYOFF GAMES

1/7 - at Pittsburgh 29, Cleveland 9
1/7 - at San Francisco 44, Chicago 15
1/8 - at San Diego 22, Miami 21
1/8 - at Dallas 35, Green Bay 9

CONFERENCE CHAMPIONSHIPS

1/15 - San Diego 17, at Pittsburgh 13
1/15 - at San Francisco 38, Dallas 28

SUPER BOWL XXIX (MIAMI)

1/29 - San Francisco 49, San Diego 26

1993 FINAL STATISTICS (9-7)

Head Coach: Wade Phillips AFC West: 3rd Home Stadium: Mile High Stadium

Date	W-L	Score	Opponent	Attendance	RUSHING	No.	Yds.	Avg.	Long	TD
Sept 5	W	26-20	at New York Jets	68,130	Bernstine	223	816	3.7	24	4
Sept 12	W	34-17	San Diego	75,074	Delpino	131	445	3.4	18	8
Sept 20	L	7-15	at Kansas City	78,453	Milburn	52	231	4.4	26	0
Oct 3	W	35-13	Indianapolis	74,953	Elway	44	153	3.5	18	0
Oct 10	L	27-30	at Green Bay	58,943	Rivers	15	50	3.3	14	1
Oct 18	L	20-23	L.A. Raiders	75,712	Rouen	1	0	0.0	0	0
Oct 31	W	28-17	Seattle	73,644	Maddox	2	-2	-1.0	-1	0
Nov 7	W	29-14	at Cleveland	77,818	BRONCOS	468	1693	3.6	26	13
Nov 14	L	23-26	Minnesota	67,329	OPPONENTS	397	1418	3.6	28	6
Nov 21	W	37-13	Pittsburgh	74,840						
Nov 28	W	17-9	at Seattle	57,812	RECEIVING	No.	Yds.	Avg.	Long	TD
Dec 5	L	10-13	at San Diego	60,233	Sharpe	81	995	12.3	63	9
Dec 12	W	27-21	Kansas City	75,822	Russell	44	719	16.3	43	3
Dec 18	W	13-3	at Chicago	53,056	Bernstine	44	372	8.5	41	0
Dec 26	L	10-17	Tampa Bay	73,434	Milburn	38	300	7.9	50	3
Jan 2	L	30-33	at L.A. Raiders (OT)	66,904	V. Johnson	36	517	14.4	56	5
					Marshall	28	360	12.9	40	2
					Delpino	26	195	7.5	25	0
					R. Johnson	20	243	12.2	38	1
					Tillman	17	193	11.4	30	2
					Kimbrough	8	79	9.9	16	0
					Rivers	6	59	9.8	17	1
					K. Taylor	1	28	28.0	28	0
					Wyman	1	1	1.0	1t	1
					BRONCOS	350	4061	11.6	63	27
					OPPONENTS	314	3969	12.6	74t	21

TEAM STATISTICS		Den	Opp
TOTAL FIRST DOWNS		327	280
Rushing		105	86
Passing		187	181
Penalty		35	13
3RD DOWN: MADE/ATT		98/225	71/215
3rd Down Pct.		43.6	33.0
4TH DOWN: MADE/ATT		2/11	8/17
4th Down Pct.		18.2	47.1
POSSESSION AVG.		31:23	28:37
TOTAL NET YARDS		5461	5149
Avg. Per Game		341.3	321.8
Total Plays		1060	1005
Avg. Per Play		5.2	5.1
NET YARDS RUSHING		1693	1418
Avg. Per Game		105.8	88.6
Total Rushes		468	397
NET YARDS PASSING		3768	3731
Avg. Per Game		235.5	233.2
Sacked/Yards Lost		39/293	46/238
Gross Yards		4061	3969
Att./Completions		553/350	562/314
Completion Pct.		63.3	55.9
Had Intercepted		10	18
PUNTS/AVERAGE		68/44.4	81/43.7
NET PUNTING AVG.		68/37.1	81/36.0
PENALTIES/YARDS		112/822	128/1019
FUMBLES/BALL LOST		29/18	27/13
TOUCHDOWNS		42	27
Rushing		13	6
Passing		27	21
Returns		2	0

SCORE BY PERIODS		1	2	3	4	OT	Total
BRONCOS		66	147	91	69	0	373
OPPONENTS		53	82	62	84	3	284

SCORING	TD	Ru	Pa	Rt	PAT	FG	S	PTS
Elam	0	0	0	0	41/42	26/35	0	119
Sharpe	9	0	9	0	0/0	0/0	0	54
Delpino	8	8	0	0	0/0	0/0	0	48
V. Johnson	5	0	5	0	0/0	0/0	0	30
Bernstine	4	4	0	0	0/0	0/0	0	24
Russell	4	0	3	1	0/0	0/0	0	24
Milburn	3	0	3	0	0/0	0/0	0	18
Rivers	2	1	1	0	0/0	0/0	1	14
Marshall	2	0	2	0	0/0	0/0	0	12
Tillman	2	0	2	0	0/0	0/0	0	12
Croel	1	0	0	1	0/0	0/0	0	6
R. Johnson	1	0	1	0	0/0	0/0	0	6
Wyman	1	0	1	0	0/0	0/0	0	6
BRONCOS	42	13	27	2	41/42	26/35	1	373
OPPONENTS	27	6	21	0	27/27	31/36	1	284

SACKS: Fletcher 13.5, Mecklenburg 9.0, Dronett 7.0, Croel 5.0, J. Robinson 3.5, Kragen 3.0, Wyman 2.0, Atwater 1.0, Oshodin 1.0, Williams 1.0. **BRONCOS 46.0, OPPONENTS 39.0**

PASSING	Att.	Comp.	Yds.	Comp.%	Yd./Att.	TD	TD%	Int	Int%	LG	Sack/Lost	Rating
Elway	551	348	4030	63.2	7.31	25	4.5	10	1.8	63	39/293	92.8
Maddox	1	1	1	100.0	1.00	1	100.0	0	0.0	1t	0/0	118.8
Marshall	1	1	30	100.0	30.00	1	100.0	0	0.0	30t	0/0	158.3
BRONCOS	553	350	4061	63.3	7.34	27	4.9	10	1.8	63	39/293	94.2
OPPONENTS	562	314	3969	55.9	7.06	21	3.7	18	3.2	74t	46/238	77.2

INTERCEPTIONS	No.	Yds.	Avg.	Long	TD
Smith	3	57	19.0	36	0
Braxton	3	37	12.3	25	0
Atwater	2	81	40.5	68	0
Dronett	2	13	6.5	7	0
Lang	2	4	2.0	4	0
Croel	1	22	22.0	22t	1
F. Robinson	1	13	13.0	13	0
Wyman	1	9	9.0	9	0
Bradford	1	0	0.0	0	0
Dimry	1	0	0.0	0	0
Hall	1	0	0.0	0	0
BRONCOS	18	236	13.1	68	1
OPPONENTS	10	79	7.9	19	0

PUNTING	No.	Yds.	Avg.	Net	TB	In20	Long	B
Rouen	67	3017	45.0	37.1	8	17	62	1
TEAM	68	3017	44.4	37.1	8	17	62	1
OPPONENTS	81	3541	43.7	36.0	10	22	61	2

PUNT RETURNS	No.	FC	Yds.	Avg.	Long	TD
Milburn	40	11	425	10.6	54	0
Bradford	1	0	0	0.0	0	0
BRONCOS	41	11	425	10.4	54	0
OPPONENTS	33	8	337	10.2	37	0

KICKOFF RETURNS	No.	Yds.	Avg.	Long	TD
Russell	18	374	20.8	49	0
Milburn	12	188	15.7	26	0
Delpino	7	146	20.9	49	0
Meeks	1	9	9.0	9	0
Sharpe	1	0	0.0	0	0
BRONCOS	39	717	18.4	49	0
OPPONENTS	63	1119	17.8	68	0

FIELD GOALS	1-19	20-29	30-39	40-49	50+
Elam	0/0	11/12	7/7	4/10	4/6
OPPONENTS	1/1	8/8	10/10	8/12	4/5

ELAM: (28G,30G,30G,41G) (20G,54G) () (53N) (47G,37G) (40G,42N,37G) (47N) (22G,38G) (26B,53G) (48G,27G,28G) (25G,40N) (30G,42G) (36G,53G) (29G,24G,41N) (51N,24G) (52G,24G,27G,40N)

OPPONENTS: (22G,43G) (30G) (34G,41,52G, 44G,20G) (28G,28G) (28G,32G,21G) (32G,49G, 53G) (53G) (49N) (25G,19G,35G,43G) (37G, 38G) () (56N,47N,27G,34G) (44N) (31G) (48G, 41N) (43G,50G,39G,47G)

1993 DEFENSIVE STATS

(based on coaches' film review)

	TT	UT	A	S-YDS	I-YDS	PD	FF	FR
1 Atwater	141	80	61	1-1	2-81	12	2	0
2 Wyman	133	91	42	2-9	1-0	4	0	1
3 Braxton	111	79	32	0-0	3-37	19	2	2
4 Croel	110	79	31	5-30	1-22	6	1	2
5 Mecklenburg	99	82	17	9-60	0-0	4	1	2
Fletcher	99	62	37	13.5-75.5	0-0	3	3	1
7 D. Smith	96	54	42	0-0	3-57	15	1	0
8 Hall	70	34	36	0-0	1-0	5	0	0
9 Kragen	65	43	22	3-10	0-0	3	0	1
10 Lang	64	42	22	0-0	2-4	12	0	0
11 Dimry	51	30	21	0-0	1-0	11	0	0
12 Dronett	49	32	17	7-24	2-13	5	1	0
13 F. Robinson	40	26	14	0-0	1-13	8	0	0
14 D. Williams	37	18	19	1-6	0-0	2	0	1
15 Oshodin	36	21	15	1-5	0-0	2	1	0
16 Bradford	13	10	3	0-0	1-0	6	0	0
J. Robinson	13	7	6	3.5-17.5	0-0	1	1	0
18 Alexander	10	8	2	0-0	0-0	0	0	0
19 R. Jones	6	4	2	0-0	0-0	2	0	0
Drozdzov	6	3	3	0-0	0-0	0	0	0
21 Taylor	3	3	0	0-0	0-0	1	0	0
TOTAL	1,252	808	444	46-238	18-227	121	13	10

1993 GAMES STARTED

OFFENSE	DEFENSE
QB Elway, John	16 DE Dronett, Shane
RB Bernstein, Rod	14 DE Oshodin, Willie
RB Delpino, Robert	5 DE Williams, Dan
RB Milburn, Glyn	1 NT Drozdov, Darren
RB Rivers, Reggie	2 NT Kragen, Greg
WR Johnson, Vance	8 LB Croel, Mike
WR Marshall, Arthur	9 LB Fletcher, Simon
WR Russell, Derek	12 LB Mecklenburg, Karl
WR Tillman, Cedric	3 LB Wyman, Dave
TE Evans, Jerry	2 CB Bradford, Ronnie
TE Johnson, Reggie	12 CB Braxton, Tyrone
TE Sharpe, Shannon	12 CB Dimry, Charles
C Kartz, Keith	11 CB Robinson, Frank
T Freeman, Russell	14 S Atwater, Steve
T Maggs, Don	2 S Hall, Darryl
T Zimmerman, Gary	16 S Smith, Dennis
G Habib, Brian	16
G Melander, Jon	6
G/C Widell, Dave	15

1993 COACHES

Wade Phillips (Head Coach), **Vernon Banks** (Strength & Conditioning), **Barney Chavous** (Defensive Line Asst./Strength & Conditioning Asst.), **Jim Fassel** (Asst. Head Coach/Offensive Coordinator), **Mo Forte** (Wide Receivers), **Bishop Harris** (Running Backs), **John Levr (Offensive Line), **Al Reynolds** (Asst. Defensive Backs/Quality Control), **Harold Richardson** (Special Asst. to the Head Coach/Offense), **Richard Smith** (Special Teams/Linebackers), **Ernie Stautner** (Defensive Line), **Les Steckel** (Tight Ends), **Charlie Waters** (Defensive Coordinator/Defensive Backs), **John Paul Young** (Linebackers).**

1993 LEADERS / RANKINGS

INDIVIDUAL	PLAYER	NO.	AFC RANK	NFL RANK	NFL LEADER	NO.
Points	Elam	119	4	7	Jaeger (LAR)	132
Rushing Yards	Bernstine	816	6	14	Smith (DAL)	1,486
Passing Yards	Elway	4,030	1	1	Elway (DEN)	4,030
Passer Rating	Elway	92.8	1	3	Young (SF)	101.5
Receiving Yards	Sharpe	995	5	10	Rice (SF)	1,503
Receptions	Sharpe	81	3	8	Sharpe (GB)	112
Interceptions	Braxton/Smith	3	7t	7t	Odomes (BUF)	9
Sacks	Fletcher	13.5	3	3	Smith (KC)	15
OFFENSE	NO.	AFC RANK	NFL RANK	NFL LEADER	NO.	
Points Per Game	23.3	1	3	San Francisco	29.6	
Total Yards Per Game	341.3	3	5	San Francisco	402.2	
Yards Per Play	5.2	3	5t	San Francisco	6.3	
Rushing Yards Per Game	105.8	9	18	New York Giants	138.1	
Net Passing Yards Per Game	235.5	3	4	San Francisco	268.9	
DEFENSE	NO.	AFC RANK	NFL RANK	NFL LEADER	NO.	
Points Per Game	17.8	5	10	New York Giants	12.8	
Total Yards Per Game	321.8	10	19	Minnesota	275.4	
Yards Per Play	5.1	12t	20t	Green Bay	4.5	
Rushing Yards Per Game	88.6	4	4	Houston	79.6	
Net Passing Yards Per Game	233.2	13	27	New Orleans	162.9	

1993 KEY AWARDS

Pro Bowl (5): S Steve Atwater, QB John Elway, LB Karl Mecklenburg, TE Shannon Sharpe, S Dennis Smith. **AP All-Pro (3):** QB John Elway (second team), TE Shannon Sharpe (first team), T Gary Zimmerman (second team). **NFLPA AFC MVP:** QB John Elway.

1993 NFL STANDINGS

AFC EAST

Team	W	L	T	Pct	PF	PA
*yz-Buffalo	12	4	0	.750	329	242
Miami	9	7	0	.563	349	351
New York Jets	8	8	0	.500	270	247
New England	5	11	0	.313	238	286
Indianapolis	4	12	0	.250	189	378

AFC CENTRAL

Team	W	L	T	Pct	PF	PA
yz-Houston	12	4	0	.750	368	238
x-Pittsburgh	9	7	0	.563	308	281
Cleveland	7	9	0	.438	304	307
Cincinnati	3	13	0	.188	187	319

AFC WEST

Team	W	L	T	Pct	PF	PA
y-Kansas City	11	5	0	.688	328	291
x-L.A. Raiders	10	6	0	.625	306	326
x-Denver	9	7	0	.563	373	284
San Diego	8	8	0	.500	322	290
Seattle	6	10	0	.375	280	314

NFC EAST

Team	W	L	T	Pct	PF	PA
*yz-Dallas	12	4	0	.750	376	229
x-New York Giants	11	5	0	.688	288	205
Philadelphia	8	8	0	.500	293	315
Phoenix	7	9	0	.438	326	269
Washington	4	12	0	.250	230	345

NFC CENTRAL

Team	W	L	T	Pct	PF	PA
y-Detroit	10	6	0	.625	298	292
x-Minnesota	9	7	0	.563	277	290
x-Green Bay	9	7	0	.563	340	282
Chicago	7	9	0	.438	234	230
Tampa Bay	5	11	0	.313	237	376

NFC WEST

Team	W	L	T	Pct	PF	PA
yz-San Francisco	10	6	0	.625	473	295
New Orleans	8	8	0	.500	317	343
Atlanta	6	10	0	.375	316	385
L.A. Rams	5	11	0	.313	221	367

x - Playoffs; y - Division Title; z - First-round Bye; * - Home-field Advantage

WILD CARD PLAYOFF GAMES

1/8 - at Kansas City 27, Pittsburgh 24 (OT)

1/8 - Green Bay 28, at Detroit 24

1/9 - at Los Angeles Raiders 42, Denver 24

1/9 - at New York Giants 17, Minnesota 10

DIVISIONAL PLAYOFF GAMES

1/15 - at Buffalo 29, Los Angeles Raiders 23

1/15 - at San Francisco 44, New York Giants 3

1/16 - Kansas City 28, at Houston 20

1/16 - at Dallas 27, Green Bay 17

CONFERENCE CHAMPIONSHIPS

1/23 - at Buffalo 30, Kansas City 13

1/23 - at Dallas 38, San Francisco 21

SUPER BOWL XXVIII (ATLANTA)

1/30 - Dallas 30, Buffalo 13

1992 FINAL STATISTICS (8-8)

Head Coach: Dan Reeves **AFC West:** 3rd **Home Stadium:** Mile High Stadium

Date	W-L	Score	Opponent	Attendance	RUSHING	No.	Yds.	Avg.	Long	TD
Sep 6	W	17-13	L.A. Raiders	75,418	Green	161	648	4.0	67	2
Sep 13	W	21-13	San Diego	74,367	Rivers	74	282	3.8	48	3
Sep 20	L	0-30	at Philadelphia	65,833	Lewis	73	268	3.7	22	4
Sep 27	W	12-0	at Cleveland	78,064	Elway	34	94	2.8	9	2
Oct 4	W	20-19	Kansas City	75,629	S. Smith	23	94	4.1	15	0
Oct 12	L	3-34	at Washington	56,371	Marshall	11	56	5.1	16	0
Oct 18	W	27-21	Houston	74,827	Moore	8	39	4.9	11	0
Oct 25	L	21-24	at San Diego	53,576	Maddox	9	20	2.2	11	0
Nov 8	W	27-16	New York Jets	74,678	R. Johnson	2	7	3.5	8	0
Nov 15	W	27-13	New York Giants	75,269	Jackson	3	-1	-0.3	1	0
Nov 22	L	0-24	at L.A. Raiders	50,011	Perryman	3	-1	-0.3	1	0
Nov 30	L	13-16	at Seattle (OT)	51,612	Sharpe	2	-6	-3.0	-3	0
Dec 6	L	27-31	Dallas	74,946	BRONCOS	403	1500	3.7	67	11
Dec 12	L	17-27	at Buffalo	71,740	OPPONENTS	489	1963	4.0	37	10
Dec 20	W	10-6	Seattle	72,570	RECEIVING	No.	Yds.	Avg.	Long	TD
Dec 27	L	20-42	at Kansas City	76,240						

TEAM STATISTICS

TEAM STATISTICS	Den	Opp
TOTAL FIRST DOWNS	234	283
Rushing	84	105
Passing	135	156
Penalty	15	22
3RD DOWN: MADE/ATT	67/208	81/222
3rd Down Pct.	32.2	36.5
4TH DOWN: MADE/ATT	5/11	5/13
4th Down Pct.	45.5	38.5
POSSESSION AVG.	28:14	31:46
TOTAL NET YARDS	4430	5083
Avg. Per Game	276.9	317.7
Total Plays	928	1001
Avg. Per Play	4.8	5.1
NET YARDS RUSHING	1500	1950
Avg. Per Game	93.8	122.7
Total Rushes	403	489
NET YARDS PASSING	2930	3120
Avg. Per Game	183.1	195.0
Sacked/Yards Lost	52/382	50/317
Gross Yards	3312	3437
Att./Completions	473/258	462/268
Completion Pct.	54.5	58.0
Had Intercepted	29	15
PUNTS/AVERAGE	85/43.3	78/43.3
NET PUNTING AVG.	85/37.7	78/36.2
PENALTIES/YARDS	98/768	96/715
FUMBLES/BALL LOST	29/14	33/16
TOUCHDOWNS		
Rushing	11	10
Passing	16	21
Returns	2	4

SCORE BY PERIODS

SCORE BY PERIODS	1	2	3	4	OT	Total
BRONCOS	61	40	63	98	0	262
OPPONENTS	51	121	74	80	3	329

SCORING

SCORING	TD	R	P	RT	PAT	FG	S	PTS
Treadwell	0	0	0	0	28/28	20/24	0	88
Jackson	8	0	8	0	0/0	0/0	0	48
Lewis	4	4	0	0	0/0	0/0	0	24
Rivers	4	3	1	0	0/0	0/0	0	24
Elway	2	2	0	0	0/0	0/0	0	12
Green	2	2	0	0	0/0	0/0	0	12
V. Johnson	2	0	2	0	0/0	0/0	0	12
Sharpe	2	0	2	0	0/0	0/0	0	12
Brooks	1	0	0	1	0/0	0/0	0	6
Henderson	1	0	0	1	0/0	0/0	0	6
R. Johnson	1	0	1	0	0/0	0/0	0	6
Marshall	1	0	1	0	0/0	0/0	0	6
Tilman	1	0	1	0	0/0	0/0	0	6
Daluso	0	0	0	0	0/0	0/1	0	0
BRONCOS	29	11	16	2	28/29	20/25	0	262
OPPONENTS	35	10	21	4	35/35	28/38	0	329

SACKS: Fletcher 16.0, Mecklenburg 7.5, Dronett 6.5, Kragen 5.5, Croel 5.0, Mills 2.0, Sochia 1.5, Walker 1.5, Atwater 1.0, Lang 1.0, Traylor 1.0, Holmes 0.5. **BRONCOS 50.0. OPPONENTS 52.0**

RECEIVING

RECEIVING	No.	Yds.	Avg.	Long	TD
Sharpe	53	640	12.1	55	2
Jackson	48	745	15.5	51t	8
Rivers	45	449	10.0	37	1
Marshall	26	493	19.0	80t	1
V. Johnson	24	294	12.3	40	2
Tillman	12	211	17.6	81t	1
Russell	12	140	11.7	22	0
R. Johnson	10	139	13.9	48	1
Green	10	79	7.9	33	0
Kay	7	56	8.0	15	0
Lewis	4	30	7.5	16	0
Jones	3	17	5.7	16	0
Perryman	2	15	7.5	9	0
Young	1	11	11.0	11	0
Do. Widell	1	-7	-7.0	-7	0
BRONCOS	258	3312	12.8	81t	16
OPPONENTS	268	3437	12.8	72	21

INTERCEPTIONS

INTERCEPTIONS	No.	Yds.	Avg.	Long	TD
Henderson	4	79	19.8	46t	1
D. Smith	4	10	2.5	8	0
Braxton	2	54	27.0	40	0
Atwater	2	22	11.0	22	0
Lang	1	26	26.0	26	0
Brooks	1	17	17.0	17	0
Dimmy	1	2	2.0	2	0
BRONCOS	25	210	14.0	46t	1
OPPONENTS	19	567	19.6	69	3

PUNTING

PUNTING	No.	Yds.	Avg.	Net	TB	In20	Long	B
Horan	37	1681	45.4	40.2	1	7	62	1
Rodriguez	25	1066	42.6	35.4	3	4	55	0
Parker	12	491	40.9	31.9	1	1	61	0
Daluiso	10	467	46.7	40.7	1	2	67	0
BRONCOS	85	3705	43.6	37.7	6	14	67	1
OPPONENTS	78	3380	43.3	36.2	10	19	73	1

PRINT RETURN

PUNT RETURNS	No.	FC	Yds.	Avg.	Long	TD
Marshall	33	16	349	10.6	47	0
Dimry	1	0	4	4.0	4	0
BRONCOS	34	16	353	10.4	47	0
OPPONENTS	39	16	382	9.8	42	0

KICKOFF RETURNS

KICKOFF RETURNS	No.	Yds.	Avg.	Long	TD
Montgomery	21	466	22.2	64	0
Marshall	8	132	16.5	21	0
Russell	7	154	22.0	33	0
Green	5	76	15.2	20	0
Robinson	4	89	22.3	26	0
R. Johnson	2	47	23.5	34	0
S. Smith	2	31	15.5	21	0
Oliver	1	20	20.0	20	0
Traylor	1	13	13.0	13	0
OPPOSING	51	1028	20.2	64	0
OPPONENTS	13	254	19.5	47	0

FIELD GOALS

FIELD GOALS	1-19	20-29	30-39	40-49	50+
Treadwell	1/1	9/10	6/8	4/5	0/0
Daluiso	0/0	0/0	0/0	0/0	0/1
BRONCOS	1/1	9/10	6/8	4/5	0/1
OPPONENTS	1/1	7/7	14/17	3/8	3/5

TREADWELL: (39G) () (49N,33N) 23G,32G,20G) (41G, 22G,31B)
(38G) (45G,28G) () (37G,23G) (25G,46G) (23B) (28G,36G) () (26G)
(30G) (27G,19G)

DALUI SO: (54B) () () () () () () () () () () () () () () ()

OPPONENTS: (41G,34G) (37B,20G,27G) (50G,27G,35G) ()
 (44G,36G,49N,26G,33G) (43G,46N,36G) (43N) (52N,37G)
 (27G,19G,52N,40B,36G) (30G,38G) (51G,46N) (30G,33G,33N,32G)

(27d, 19d, 32N, 4d, 36d) (36d, 36d) (31d, 48N) (36d, 33d, 33N, 32d)
(53G, 32N) (29G, 25G) (34G, 36G). ()

PASSING	Att.	Comp.	Yds.	Comp.%	Yd./Att.	TD	TD%	Int	Int%	LG	Sack/Lost	Rating
Elway	316	174	2242	55.1	7.09	10	4.2	17	5.4	80t	36/272	65.7
Maddox	121	66	755	54.5	6.26	5	3.1	9	7.4	38t	10/60	58.4
Moore	34	17	232	50.0	6.82	0	0.0	3	8.8	40	6/50	35.4
Lewis	1	0	0	0.0	0.0	0	0.0	0	0.0	0	0/0	39.6
Marshall	1	1	81	100.0	81.00	1	100.0	0	0.0	81t	0/0	158.3
BRONCOS	473	258	3312	54.5	7.00	16	3.4	29	6.1	81t	52/382	62.4
OPPONENTS	462	268	3437	58.0	7.44	21	4.5	15	3.2	72t	50/317	83.0



1992 DEFENSIVE STATS

(based on coaches' film review)

	TT	UT	A	S-YDS	I-YDS	PD	FF	FR
1 Brooks	167	106	61	0-0	1-17	2	3	2
2 Atwater	152	76	76	1-10	2-22	12	2	3
3 D. Smith	127	72	55	0-0	4-10	12	0	2
4 Mecklenburg	115	80	35	7.5-46	0-0	4	2	0
5 Croel	101	70	31	5-42	0-0	4	2	1
Kragen	101	65	36	5.5-41	0-0	3	2	0
7 Fletcher	100	64	36	16-97	0-0	9	5	0
8 Braxton	97	53	44	0-0	2-54	16	0	0
9 Dimry	56	43	13	0-0	1-2	13	0	0
Henderson	56	43	13	0-0	4-79	10	1	0
11 Lang	49	31	18	1-10	1-26	8	1	1
Dronett	49	27	22	6.5-32	0-0	5	1	2
Walker	49	20	29	1.5-15	0-0	1	0	2
14 Sochia	39	24	15	1.5-11	0-0	0	0	0
Traylor	39	21	18	1-14	0-0	1	1	0
16 Montgomery	29	13	16	0-0	0-0	2	0	1
17 Mills	22	14	8	2-19	0-0	3	0	2
18 Granby	3	2	1	0-0	0-0	0	0	0
19 Robinson	2	2	0	0-0	0-0	0	0	0
20 Geater	1	0	1	0-0	0-0	0	0	0
TOTAL	1,354	826	528	48.5-337	15-210	105	20	16

1992 GAMES STARTED

OFFENSE	DEFENSE
QB Elway, John	12 DE Dronett, Shane
QB Maddox, Tommy	4 DE Sochia, Brian
RB Green, Gaston	13 DE Walker, Kenny
RB Lewis, Greg	2 NT Kragen, Greg
RB Smith, Sammy	1 LB Brooks, Michael
FB Jones, Victor	1 LB Croel, Mike
FB Perryman, Robert	1 LB Fletcher, Simon
FB Rivers, Reggie	3 LB Mecklenburg, Karl
WR Jackson, Mark	13 LB Traylor, Keith
WR Johnson, Vance	7 CB Braxton, Tyrone
WR Marshall, Arthur	1 CB Dimry, Charles
WR Russell, Derek	6 CB Henderson, Wymon
WR Tillman, Cedric	1 CB Lang, Le-Lo
TE Johnson, Reggie	7 S Atwater, Steve
TE Kay, Clarence	13 S Granby, John
TE Sharpe, Shannon	11 S Montgomery, Alton
C Kartz, Keith	15 S Smith, Dennis
C Widell, Dave	1
T Freeman, Russell	16
T Lanier, Ken	16
G Davidson, Jeff	16
G Widell, Doug	16

1992 COACHES

Dan Reeves (Head Coach), Marvin Bass (Special Assistant), Raymond Berry (Quarterbacks), Barney Chavous (Defensive Assistant), Joe DeCamillis (Defensive Quality Control), Mo Forte (Running Backs), George Henshaw (Offensive Coordinator/Wide Receivers), Pete Mangurian (Offensive Line), Al Miller (Strength/Conditioning), Mike Nolan (Linebackers), Wade Phillips (Defensive Coordinator), Harold Richardson (Tight Ends/Special Teams), Ernie Stautner (Defensive Line), Charlie Waters (Defensive Backs).

1992 LEADERS / RANKINGS

INDIVIDUAL	PLAYER	NO.	AFC RANK	NFL RANK	NFL LEADER	NO.
Points	Treadwell	88	8	17	Stoyanovich (MIA)	124
Rushing Yards	Green	648	10	20	Smith (DAL)	1,713
Passing Yards	Elway	2,242	8	18	Marino (MIA)	4,116
Passer Rating	Elway	65.7	8	20	Young (SF)	107.0
Receiving Yards	Jackson	745	14	26	Sharpe (GB)	1,461
Receptions	Sharpe	53	14	34	Sharpe (GB)	108
Interceptions	Henderson/Smith	4	5	10	Jones (BUF)	8
Sacks	Fletcher	16	2	4	Simmons (PHI)	19
OFFENSE		NO.	AFC RANK	NFL RANK	NFL LEADER	NO.
Points Per Game		16.4	9	22	San Francisco	26.9
Total Yards Per Game		276.9	8	21	San Francisco	387.2
Yards Per Play		4.8	7	17	San Francisco	6.2
Rushing Yards Per Game		93.8	13	25	Buffalo	152.3
Net Passing Yards Per Game		183.2	6	19	San Francisco	253.4
DEFENSE		NO.	AFC RANK	NFL RANK	NFL LEADER	NO.
Points Per Game		20.6	12	19	New Orleans	12.6
Total Yards Per Game		317.7	13	22	Dallas	245.7
Yards Per Play		5.1	11	16	New Orleans	4.3
Rushing Yards Per Game		122.7	12	23	Dallas	77.8
Net Passing Yards Per Game		195.0	11	14	Kansas City	158.6

1992 KEY AWARDS

Pro Bowl (3): S Steve Atwater, LB Michael Brooks, TE Shannon Sharpe.
AP All-Pro (2): S Steve Atwater (first team), DT Greg Kragen (second team).

1992 NFL STANDINGS

AFC EAST

Team	W	L	T	Pct	PF	PA
yz-Miami	11	5	0	.688	340	281
x-Buffalo	11	5	0	.688	381	283
Indianapolis	9	7	0	.563	216	302
New York Jets	4	12	0	.250	220	315
New England	2	14	0	.125	205	363

AFC CENTRAL

Team	W	L	T	Pct	PF	PA
*yz-Pittsburgh	11	5	0	.688	299	225
x-Houston	10	6	0	.625	352	258
Cleveland	7	9	0	.438	272	275
Cincinnati	5	11	0	.313	274	364

AFC WEST

Team	W	L	T	Pct	PF	PA
y-San Diego	11	5	0	.688	335	241
x-Kansas City	10	6	0	.625	348	282
Denver	8	8	0	.500	262	329
L.A. Raiders	7	9	0	.438	249	281
Seattle	2	14	0	.125	140	312

NFC EAST

Team	W	L	T	Pct	PF	PA
yz-Dallas	13	3	0	.813	409	243
x-Philadelphia	11	5	0	.688	354	245
x-Washington	9	7	0	.563	300	255
New York Giants	6	10	0	.375	306	367
Phoenix	4	12	0	.250	243	332

NFC CENTRAL

Team	W	L	T	Pct	PF	PA
y-Minnesota	11	5	0	.688	374	249
Green Bay	9	7	0	.563	276	296
Tampa Bay	5	11	0	.313	267	365
Chicago	5	11	0	.313	295	361
Detroit	5	11	0	.313	273	332

NFC WEST

Team	W	L	T	Pct	PF	PA
*yz-San Francisco	14	2	0	.875	431	236
x-New Orleans	12	4	0	.750	330	202
Atlanta	6	10	0	.375	327	414
L.A. Rams	6	10	0	.375	313	383

x - Playoffs; y - Division Title; z - First-round Bye; * - Home-field Advantage

WILD CARD PLAYOFF GAMES

1/2 - at San Diego 17, Kansas City 0
1/2 - Washington 24, at Minnesota 7
1/3 - at Buffalo 41, Houston 38 (OT)
1/3 - Philadelphia 36, at New Orleans 20

DIVISIONAL PLAYOFF GAMES

1/9 - Buffalo 24, at Pittsburgh 3
1/9 - at San Francisco 20, Washington 13
1/10 - at Miami 31, San Diego 0
1/10 - at Dallas 34, Philadelphia 10

CONFERENCE CHAMPIONSHIPS

1/17 - Buffalo 29, at Miami 10
1/17 - Dallas 30, at San Francisco 20

SUPER BOWL XXVII (PASADENA, CALIF.)

1/31 - Dallas 52, Buffalo 17

1991 FINAL STATISTICS (12-4)

Head Coach: Dan Reeves AFC West: 1st Home Stadium: Mile High Stadium

Date	W-L	Score	Opponent	Attendance	RUSHING	No.	Yds.	Avg.	Long	TD
Sept 1	W	45-14	Cincinnati	72,855	Green	261	1037	4.0	63t	4
Sept 8	L	13-16	at L.A. Raiders	48,569	Lewis	99	376	3.8	27	4
Sept 15	W	16-10	Seattle	74,152	Elway	55	255	4.6	17t	6
Sept 22	W	27-19	San Diego	73,258	Sewell	50	211	4.2	26	2
Sept 29	W	13-6	at Minnesota	55,031	Perryman	21	45	2.1	6	0
Oct 6	L	14-42	at Houston	59,145	Humphrey	11	33	3.0	7	0
Oct 20	W	19-16	Kansas City	75,866	Jackson	2	18	9.0	21	0
Oct 27	W	9-6	at New England	43,994	Sharpe	1	15	15.0	15	0
Nov 3	W	20-13	Pittsburgh	70,973	Kubiak	3	11	3.7	12	0
Nov 10	L	16-17	L.A. Raiders	75,896	Horan	2	9	4.5	9	0
Nov 17	W	24-20	at Kansas City	74,661	Rivers	2	5	2.5	3	0
Nov 24	L	10-13	at Seattle	60,430	BRONCOS	505	2015	4.0	63t	16
Dec 1	W	20-3	New England	67,116	OPPONENTS	411	1794	4.4	49	8
Dec 8	W	17-7	at Cleveland	73,539	RECEIVING	No.	Yds.	Avg.	Long	TD
Dec 15	W	24-19	Phoenix	74,098	Young	44	629	14.3	52t	2
Dec 22	W	17-14	at San Diego	51,449	Sewell	38	436	11.5	60	2

TEAM STATISTICS	Den	Opp	BRONCOS	OPPONENTS
TOTAL FIRST DOWNS	284	242	246	3101
Rushing	117	81	12	101
Passing	150	147	37	16.5
Penalty	17	14	8.4	43
3RD DOWN: MADE/ATT	92/223	64/206	12	101
3rd Down Pct.	41.3	31.1	5.4	23
4TH DOWN: MADE/ATT	8/14	7/17	12	101
4th Down Pct.	57.1	41.2	5.4	23
POSSESSION AVG.	31:36	28:24	12	101
TOTAL NET YARDS	5012	4549	12	101
Avg. Per Game	313.3	284.3	12	101
Total Plays	1012	939	12	101
Avg. Per Play	5.0	4.8	12	101
NET YARDS RUSHING	2015	1794	12	101
Avg. Per Game	125.9	112.1	12	101
Total Rushes	505	411	12	101
NET YARDS PASSING	2997	2755	12	101
Avg. Per Game	187.3	172.2	12	101
Sacked/Yards Lost	46/313	52/346	12	101
Gross Yards	3310	3101	12	101
Att./Completions	459/246	476/246	12	101
Completion Pct.	53.6	51.7	12	101
Had Intercepted	12	23	12	101
PUNTS/AVERAGE	74/41.2	79/44.5	12	101
NET PUNTING AVG.	36.4	39.1	12	101
PENALTIES/YARDS	94/715	105/848	12	101
FUMBLES/BALL LOST	31/13	26/10	12	101
TOUCHDOWNS	32	22	12	101
Rushing	16	8	12	101
Passing	13	12	12	101
Returns	3	2	12	101

SCORE BY PERIODS	1	2	3	4	OT	Total	BRONCOS	OPPONENTS
BRONCOS	42	111	71	80	0	304	43	77
OPPONENTS	43	77	49	66	0	235	49	66

SCORING	TD	Ru	Pa	Rt	PAT	FG	S	PTS
Treadwell	0	0	0	0	31/32	27/36	0	112
Elway	6	6	0	0	0/0	0/0	0	36
Green	4	4	0	0	0/0	0/0	0	24
Lewis	4	4	0	0	0/0	0/0	0	24
Sewell	4	2	2	0	0/0	0/0	0	24
V. Johnson	3	0	3	0	0/0	0/0	0	18
Nattiel	2	0	2	0	0/0	0/0	0	12
Young	2	0	2	0	0/0	0/0	0	12
Braxton	1	0	0	1	0/0	0/0	0	6
Dimry	1	0	0	1	0/0	0/0	0	6
Jackson	1	0	1	0	0/0	0/0	0	6
R. Johnson	1	0	1	0	0/0	0/0	0	6
Powers	1	0	0	1	0/0	0/0	0	6
Russell	1	0	1	0	0/0	0/0	0	6
Sharpe	1	0	1	0	0/0	0/0	0	6
BRONCOS	32	16	13	3	31/32	27/36	0	304
OPPONENTS	22	8	12	2	22/22	27/33	0	235

PUNT RETURNS	No.	Yds.	FC	Yds.	Avg.	Long	TD
V. Johnson	24	14	174	7.3	20	0	0
Nattiel	10	2	43	4.3	17	0	0
Clark	7	1	67	9.6	18	0	0
BRONCOS	41	17	284	6.9	20	0	0
OPPONENTS	28	14	170	6.1	23	0	0

KICKOFF RETURNS	No.	Yds.	Avg.	Long	TD
Montgomery	26	488	18.8	55	0
Russell	7	120	17.1	30	0
Clark	2	45	22.5	29	0
Lewis	1	20	20.0	20	0
Sewell	1	14	14.0	14	0
BRONCOS	37	687	18.6	55	0
OPPONENTS	62	1096	17.7	38	0

FIELD GOALS	1-19	20-29	30-39	40-49	50+
Treadwell	5/5	10/10	9/12	3/9	0/0
OPPONENTS	2/2	11/13	7/10	7/7	0/1

TREADWELL: (30N,42N,19G) (22G,47G) (17G,25G,35G) (34G,23G) (37G,42G) (31 N) (39G,30G,25G,27G) (35G), 18G,47N,34G) (28G,21G,45N) (19G,48N) (37G,35N) (47N,23G) (20G,24G) (37G) (18G) (42G,45N)

OPPONENTS: (29G,23G,34G,32N) (28G) (41G,43G,43G,36G) (49G,25G) (32N) (32G,48G,25G) (20G,17G,25N) (26G,39G,24N) (20G,37N) (19G,27G)(36G,42G) (23G) (52N,33G,45G,28G,38G)

PASSING	Att.	Comp.	Yds.	Comp.%	Yd./Att.	TD	TD%	Int	Int%	LG	Sack/Lost	Rating
Elway	451	242	3253	53.7	7.21	13	2.9	12	2.7	71	45/305	75.4
Kubiak	5	3	33	60.0	6.60	0	0.0	0	0.0	14	1/8	79.6
Sewell	3	1	24	33.3	8.00	0	0.0	0	0.0	24	0/0	63.2
BRONCOS	459	246	3310	53.6	7.21	13	2.8	12	2.6	71	46/313	75.3
OPPONENTS	476	246	3101	51.7	6.51	12	2.5	23	4.8	63	52/346	60.6

1991 DEFENSIVE STATS

(based on coaches' film review)

	TT	UT	A	S-YDS	I-YDS	PD	FF	FR
1 Brooks	153	96	57	0-0	2-7	6	0	0
2 Atwater	150	83	67	1-5	5-10.4	11	1	1
3 Mecklenburg	130	73	57	9-68	0-0	3	1	0
4 D. Smith	110	67	43	0-0	5-60	12	1	1
5 Kragen	92	61	31	3.5-16	0-0	2	0	0
Braxton	92	57	35	1-8	4-55	12	1	1
7 Fletcher	89	46	43	13.5-92	0-0	3	2	1
8 Croel	84	55	29	10-65	0-0	2	4	0
9 Henderson	82	53	29	0-0	2-53	8	0	0
10 Holmes	44	21	23	5-32	0-0	4	0	0
11 Powers	42	25	17	2-22	0-0	2	0	2
12 Dimry	38	21	17	0-0	3-35	17	0	1
13 Traylor	31	16	15	0-0	0-0	0	0	0
Walker	31	16	15	3-23	0-0	0	1	0
15 Robbins	29	24	5	0-0	1-35	11	0	0
16 Mills	23	16	7	3-26	0-0	1	1	0
17 Lucas	15	8	7	0-0	0-0	1	0	0
18 Sochia	12	10	2	1-6	0-0	0	0	1
19 Lang	10	4	6	0-0	1-30	4	0	0
20 Carreker	6	0	6	0-0	0-0	0	0	0
21 Montgomery	5	3	2	0-0	0-0	0	1	1
22 Halburton	2	0	2	0-0	0-0	0	0	0
Kartz	0	0	0	0-0	0-0	0	0	1
Szymanski	0	0	0	0-0	0-0	1	0	0
TOTALS	1,270	755	515	52-363	23-379	100	13	10

1991 GAMES STARTED

OFFENSE	DEFENSE
QB Elway, John	16 DE Carreker, Alphonso
RB Green, Gaston	12 DE Holmes, Ron
RB Lewis, Greg	4 DE Powers, Warren
WR Perryman, Robert	7 DE Sochia, Brian
WR Jackson, Mark	10 DE Walker, Kenny
WR Russell, Derek	5 NT Kragen, Greg
WR Sewell, Steve	1 LB Brooks, Michael
WR Young, Michael	13 LB Croel, Mike
TE Johnson, Reggie	3 LB Fletcher, Simon
TE Kay, Clarence	16 LB Lucas, Tim
TE Sharpe, Shannon	9 LB Mecklenburg, Karl
C Kartz, Keith	16 LB Mills, Jeff
T Davidson, Jeff	14 LB Traylor, Keith
T Hamilton, Darrell	2 CB Braxton, Tyrone
T Lanier, Ken	16 CB Dimry, Charles
G Farrell, Sean	4 CB Henderson, Wymon
G Ker, Crawford	10 CB Robbins, Randy
G Widell, Dave	2 S Atwater, Steve
G Widell, Doug	16 S Smith, Dennis

1991 COACHES

Dan Reeves (Head Coach), **Marvin Bass** (Special Assistant), **Barney Chavous** (Defensive Assistant), **Mo Forte** (Running Backs), **Chan Gaffney** (Offensive Coordinator/Wide Receivers), **George Henshaw** (Offensive Line), **Earl Leggett** (Defensive Line), **Pete Mangurian** (Tight Ends/Asst. Offensive Line), **Al Miller** (Strength/Conditioning), **Mike Nolan** (Linebackers), **Wade Phillips** (Defensive Coordinator), **Harold Richardson** (Special Teams), **Mike Shanahan** (Quarterbacks), **Charlie Waters** (Defensive Backs).

1991 LEADERS / RANKINGS

INDIVIDUAL	PLAYER	NO.	AFC RANK	NFL RANK	NFL LEADER	NO.
Points	Treadwell	112	3	6	Lohmiller (WAS)	149
Rushing Yards	Green	1,037	2	6	Smith (DAL)	1,563
Passing Yards	Elway	3,253	6	8	Moon (HOU)	4,690
Passer Rating	Elway	75.4	9	19	Young (SF)	101.8
Receiving Yards	Young	629	24	47	Irvin (DAL)	1,523
Receptions	Young	44	29t	63t	Jeffries (HOU)	100
Interceptions	Atwater/D. Smith	5	4t	8t	Lott (LAR)	8
Sacks	Fletcher	13.5	2t	4t	Swilling (NO)	17.0
OFFENSE		NO.	AFC RANK	NFL RANK	NFL LEADER	NO.
Points Per Game		19.0	6	12	Washington	30.3
Total Yards Per Game		313.3	6	12	Buffalo	390.8
Yards Per Play		5.0	5t	12t	San Francisco	5.9
Rushing Yards Per Game		125.9	5	8	Buffalo	148.8
Net Passing Yards Per Game		187.3	10	17	Houston	300.3
DEFENSE		NO.	AFC RANK	NFL RANK	NFL LEADER	NO.
Points Per Game		14.7	1	3	New Orleans	13.2
Total Yards Per Game		284.3	1	5	Philadelphia	221.8
Yards Per Play		4.8	1t	4t	Philadelphia	3.9
Rushing Yards Per Game		112.1	9	19	Philadelphia	71.0
Net Passing Yards Per Game		172.2	1	3	Philadelphia	150.8

1991 KEY AWARDS

Pro Bowl (5): S Steve Atwater, QB John Elway, RB Gaston Green, LB Karl Mecklenburg, S Dennis Smith. **AP All-Pro (1):** S Steve Atwater (first team). **AP NFL Defensive Rookie of the Year:** LB Mike Croel. **K.C. 101 Club AFC Coach of the Year:** Dan Reeves.

1991 NFL STANDINGS

AFC EAST

Team	W	L	T	Pct	PF	PA
*yz-Buffalo	13	3	0	.813	458	318
x-New York Jets	8	8	0	.500	314	293
Miami	8	8	0	.500	343	349
New England	6	10	0	.375	211	305
Indianapolis	1	15	0	.063	143	381

AFC CENTRAL

Team	W	L	T	Pct	PF	PA
y-Houston	11	5	0	.688	386	251
Pittsburgh	7	9	0	.438	292	344
Cleveland	6	10	0	.375	293	298
Cincinnati	3	13	0	.188	263	435

AFC WEST

Team	W	L	T	Pct	PF	PA
yz-Denver	12	4	0	.750	304	235
x-Kansas City	10	6	0	.625	322	252
x-L.A. Raiders	9	7	0	.563	298	297
Seattle	7	9	0	.438	276	261
San Diego	4	12	0	.250	274	342

NFC EAST

Team	W	L	T	Pct	PF	PA
*yz-Washington	14	2	0	.875	485	224
x-Dallas	11	5	0	.688	342	310
Philadelphia	10	6	0	.625	285	244
New York Giants	8	8	0	.500	281	297
Phoenix	4	12	0	.250	196	344

NFC CENTRAL

Team	W	L	T	Pct	PF	PA
yz-Detroit	12	4	0	.750	339	295
x-Chicago	11	5	0	.688	299	269
Minnesota	8	8	0	.500	301	306
Green Bay	4	12	0	.250	273	313
Tampa Bay	3	13	0	.188	199	365

NFC WEST

Team	W	L	T	Pct	PF	PA
y-New Orleans	11	5	0	.688	341	211
x-Atlanta	10	6	0	.625	361	338
San Francisco	10	6	0	.625	393	239
L.A. Rams	3	13	0	.188	234	390

x - Playoffs; y - Division Title; z - First-round Bye; * - Home-field Advantage

WILD CARD PLAYOFF GAMES

12/28 - at Kansas City 10, L.A. Raiders 6
12/28 - Atlanta 27, at New Orleans 20
12/29 - at Houston 17, New York Jets 10
12/29 - Dallas 17, at Chicago 13

DIVISIONAL PLAYOFF GAMES

1/4 - at Denver 26, Houston 24
1/4 - at Washington 24, Atlanta 7
1/5 - at Buffalo 37, Kansas City 14
1/5 - at Detroit 38, Dallas 6

CONFERENCE CHAMPIONSHIPS

1/12 - at Buffalo 10, Denver 7
1/12 - at Washington 41, Detroit 10

SUPER BOWL XXVI (MINNEAPOLIS)

1/26 - Washington 37, Buffalo 24



1990 FINAL STATISTICS (5-11)

Head Coach: Dan Reeves AFC West: 5th Home Stadium: Mile High Stadium

Date	W-L	Score	Opponent	Attendance	RUSHING	No.	Yds.	Avg.	Long	TD
Sept 9	L	9-14	at L.A. Raiders	54,206	Humphrey	288	1202	4.2	371	7
Sept 17	W	24-23	Kansas City	75,277	Elway	50	258	5.2	21	3
Sept 23	W	34-31	Seattle (OT)	75,290	Winder	42	120	2.9	19	2
Sept 30	L	28-29	at Buffalo	74,393	Bratton	27	82	3.0	10	3
Oct 8	L	29-30	Cleveland	74,814	Ezor	23	81	3.5	15	0
Oct 14	L	17-34	Pittsburgh	74,285	Kubiak	9	52	5.8	18	0
Oct 21	W	27-17	at Indianapolis	29,850	Sewell	17	46	2.7	8	3
Nov 4	L	22-27	at Minnesota	57,331	Jackson	5	28	5.6	16t	1
Nov 11	L	7-19	at San Diego	59,557	Porter	1	3	3.0	3	0
Nov 18	L	13-16	Chicago (OT)	75,013	BRONCOS	462	1872	4.1	371	19
Nov 22	L	27-40	at Detroit	73,896	OPPONENTS	456	1963	4.3	621	16
Dec 2	L	20-23	L.A. Raiders	74,162	RECEIVING	No.	Yds.	Avg.	Long	TD
Dec 9	L	20-31	at Kansas City	74,347	Jackson	57	926	16.2	66	4
Dec 16	W	20-10	San Diego	64,919	Johnson	54	747	13.8	49	3
Dec 23	L	12-17	at Seattle	55,845	Kay	39	282	9.7	22	0
Dec 30	W	22-13	Green Bay	46,943	Bratton	29	276	9.5	63	1

TEAM STATISTICS				Den	Opp
TOTAL FIRST DOWNS				323	306
Rushing				126	110
Passing				170	181
Penalty				27	15
3RD DOWN: MADE/ATT				86/207	84/195
3rd Down Pct.				41.5	43.1
4TH DOWN: MADE/ATT				7/14	7/12
4th Down Pct.				50.0	58.3
POSSESSION AVG.				30:50	29:10
TOTAL NET YARDS				5213	5345
Avg. Per Game				325.8	334.1
Total Plays				1035	969
Avg. Per Play				5.0	5.5
NET YARDS RUSHING				1872	1963
Avg. Per Game				117.0	122.7
Total Rushes				462	456
NET YARDS PASSING				3341	3382
Avg. Per Game				208.8	211.4
Sacked/Yards Lost				46/330	34/289
Gross Yards				3671	3671
Att./Completions				527/305	479/284
Completion Pct.				57.9	59.3
Had Intercepted				18	10
PUNTS/AVERAGE				60/43.5	62/41.4
NET PUNTING AVG.				38.5	35.6
PENALTIES/YARDS				108/775	105/824
FUMBLES/BALL LOST				30/14	36/15
TOUCHDOWNS				36	43
Rushing				19	16
Passing				15	22
Returns				2	5

SCORE BY PERIODS	1	2	3	4	OT	Total
BRONCOS	87	120	46	75	3	331
OPPONENTS	60	85	96	131	3	374

SCORING	TD	Ru	Pa	Rt	PAT	FG	S	PTS
Treadwell	0	0	0	0	34/36	25/34	0	109
Humphrey	7	7	0	0	0/0	0/0	0	42
Jackson	5	1	4	0	0/0	0/0	0	30
Bratton	4	3	1	0	0/0	0/0	0	24
Young	4	0	4	0	0/0	0/0	0	24
Elway	3	3	0	0	0/0	0/0	0	18
Johnson	3	0	3	0	0/0	0/0	0	18
Sewell	3	3	0	0	0/0	0/0	0	18
Nattiel	2	0	2	0	0/0	0/0	0	12
Winder	2	2	0	0	0/0	0/0	0	12
Mecklenburg	1	0	0	1	0/0	0/0	1	8
Henderson	1	0	0	1	0/0	0/0	0	6
Sharpe	1	0	1	0	0/0	0/0	0	6
Fletcher	0	0	0	0	0/0	0/0	1	2
TEAM	0	0	0	0	0/0	0/0	1	2
BRONCOS	36	19	15	2	34/36	25/34	0	331
OPPONENTS	43	16	22	5	38/43	26/33	0	374

SACKS: Fletcher 11.0, Mecklenburg 5.0, Powers 4.0, Holmes 3.0, Brooks 2.0, Galloway 2.0, Kragen 2.0, Atwater 1.0, Dennison 1.0, Lucas 1.0, Townsend 1.0. **BRONCOS 34.0, OPPONENTS 46.0**

PASSING	Att.	Comp.	Yds.	Comp.%	Yd./Att.	TD	TD%	Int	Int%	LG	Sack/Lost	Rating
Elway	502	294	3526	58.6	7.02	15	3.0	14	2.8	66	43/311	78.5
Kubiak	22	11	145	50.0	6.59	0	0.0	4	18.2	36	3/19	31.6
Humphrey	2	0	0	0.0	0.00	0	0.0	0	0.0	0	0/0	39.6
Sewell	1	0	0	0.0	0.00	0	0.0	0	0.0	0	0/0	39.6
BRONCOS	527	305	3671	57.9	6.97	15	2.8	18	3.4	66	46/330	74.6
OPPONENTS	479	284	3671	59.3	7.66	22	4.6	10	2.1	90	34/289	90.0

INTERCEPTIONS	No.	Yds.	Avg.	Long	TD
Henderson	2	71	35.5	49t	1
Montgomery	2	43	21.5	24	0
Atwater	2	32	16.0	27	0
Plummer	1	16	16.0	16	0
D. Smith	1	13	13.0	13	0
Braxton	1	10	10.0	10	0
Lang	1	5	5.0	5	0
BRONCOS	10	190	19.0	49t	1
OPPONENTS	18	169	9.4	39t	3

PUNTING	No.	Yds.	Avg.	Net	TB	In20	Long	B
Horan	58	2575	44.4	38.9	6	14	67	1
Elway	1	37	37.0	17.0	1	0	37	0
BRONCOS	60	2612	43.5	38.5	7	14	67	1
OPPONENTS	62	2565	41.4	35.6	5	15	59	1

PUNT RETURNS	No.	FC	Yds.	Avg.	Long	TD
Clark	21	1	159	7.6	32	0
Johnson	11	11	92	8.4	29	0
Nattiel	1	0	5	5.0	5	0
BRONCOS	33	12	256	7.8	32	0
OPPONENTS	22	9	159	7.2	22	0

KICKOFF RETURNS	No.	Yds.	Avg.	Long	TD
Clark	20	505	25.3	75	0
Montgomery	14	286	20.4	59	0
Ezor	13	214	16.5	50	0
Johnson	6	126	21.0	39	0
Winder	4	55	13.8	24	0
Bratton	3	37	12.3	18	0
Kay	2	10	5.0	7	0
Atwater	1	0	0.0	0	0
Jackson	1	18	18.0	18	0
Mobley	1	9	9.0	9	0
Nattiel	1	0	0.0	0	0
BRONCOS	66	1260	19.1	75	0
OPPONENTS	69	1319	19.1	71	0

FIELD GOALS	1-19	20-29	30-39	40-49	50+
Treadwell	0/0	13/14	4/6	8/13	0/1
OPPONENTS	1/1	5/5	14/16	6/10	0/1

TREADWELL: (43G,44G,24G) (38N,22G) (27G,49N,25G) (49N,24N) (20G,25G) (24G) (39G,32N,42G) (31G,46G,46G) () (27G,24G) (24G,32G) (45G,21G,41N) () (46N,49G,26G) (49G,50N,45N) (22G,31G)
OPPONENTS: () (39G,29G,31G,52N) (39G,38N,44N) (37N,37G,48N) (30G,) (32G,43N) (38G, 41G) (19G,23G,43G, 32G) (37G,32G,41N,44G) (24G,32G,43G,45G) (46G) (33G) (30G) (21G) (37G,24G)



1990 DEFENSIVE STATS

(based on coaches' film review)

	TT	UT	A	S-YDS	I-YDS	PD	FF	FR
1 Brooks	175	102	73	2-17	0-0	2	2	0
2 Atwater	173	112	61	1-5	2-32	4	2	0
3 Mecklenburg	116	67	49	5-45	0-0	1	0	2
4 D. Smith	110	63	47	0-0	1-13	8	1	2
5 Fletcher	97	55	42	11-90	0-0	1	4	1
6 Henderson	88	57	31	0-0	2-71	5	0	1
7 Kragen	81	46	35	2-9	0-0	5	3	2
8 Powers	77	43	34	4-31	0-0	1	2	0
9 Munford	70	39	31	0-0	0-0	0	0	0
10 Robbins	68	43	25	0-0	0-0	5	0	2
11 Montgomery	53	37	16	0-0	2-43	6	0	0
12 Corrington	43	23	20	0-0	0-0	5	1	1
13 Holmes	40	27	13	3-23	0-0	6	1	0
14 Lucas	32	16	16	1-7	0-0	0	1	1
15 Szymanski	30	13	17	0-0	0-0	0	0	0
16 Curtis	24	14	10	0-0	0-0	0	0	0
17 E. Smith	23	15	8	0-0	0-0	3	1	1
18 Braxton	17	11	6	0-0	1-10	2	0	0
19 Galloway	15	11	4	2-12	0-0	1	0	0
Townsend	15	8	7	1-12	0-0	1	0	0
21 Clark	9	6	3	0-0	0-0	0	0	0
22 Lang	8	6	2	0-0	1-5	3	1	1
23 Dennison	7	7	0	1-10	0-0	0	0	0
Haliburton	7	3	4	0-0	0-0	0	0	0
25 Team	0	0	0	1-28	0-0	0	0	0
Plummer	0	0	0	0-0	1-16	1	0	0
TOTALS	1,378	824	554	34-289	10-190	60	19	14

1990 GAMES STARTED

OFFENSE

QB Elway, John	16	DE Holmes, Ron	10
RB Humphrey, Bobby	14	DE Powers, Warren	16
RB Winder, Sammy	2	DE Szymanski, Jim	6
FB Bratton, Melvin	3	NT Kragen, Greg	6
FB Porter, Kerry	3	LB Brooks, Michael	16
FB Sewell, Steve	1	LB Curtis, Scott	1
WR Jackson, Mark	15	LB Fletcher, Simon	16
WR Johnson, Vance	13	LB Lucas, Tim	5
WR Nattiel, Ricky	3	LB Mecklenburg, Karl	16
WR Sharpe, Shannon	2	LB Munford, Marc	2
WR Young, Michael	1	CB Braxton, Tyrone	15
TE Kay, Clarence	14	CB Henderson, Wymon	2
TE Mobley, Orson	8	CB Montgomery, Alton	4
TE Verhuist, Chris	1	CB Robbins, Randy	9
C Kartz, Keith	16	CB Smith, Elliot	13
T Hamilton, Darrell	8	S Atwater, Steve	15
T Lanier, Ken	16	S Corrington, Kip	1
T Perry, Gerald	8	S Smith, Dennis	15
G Juriga, Jim	11		
G Widell, Dave	5		
G Widell, Doug	16		

1990 COACHES

Dan Reeves (Head Coach), Marvin Bass (Special Assistant), Barney Chavous (Defensive Assistant), Mo Forte (Running Backs), Chan Gailey (Offensive Coordinator/Wide Receivers), George Henshaw (Offensive Line), Earl Leggett (Defensive Line), Pete Mangurian (Tight Ends/Asst. Offensive Line), Al Miller (Strength/Conditioning), Mike Nolan (Linebackers), Wade Phillips (Defensive Coordinator), Harold Richardson (Special Teams), Mike Shanahan (Quarterbacks), Charlie Waters (Defensive Backs).

1990 LEADERS / RANKINGS

INDIVIDUAL	PLAYER	NO.	AFC RANK	NFL RANK	NFL LEADER	NO.
Points	Treadwell	109	3	6	Lowery (KC)	139
Rushing Yards	Humphrey	1,202	3	5	Sanders (DET)	1,304
Passing Yards	Elway	3,526	3	5	Moore (HOU)	4,689
Passer Rating	Elway	78.5	7	14	Kelly (BUF)	101.2
Receiving Yards	Jackson	926	8	15	Rice (SF)	1,502
Receptions	Jackson	57	12	24	Rice (SF)	100
Interceptions	Henderson/Mont/Atwater	2	33	75	Carrier (CHI)	10
Sacks	Fletcher	11	10	14	Thomas (KC)	20
OFFENSE		NO.	AFC RANK	NFL RANK	NFL LEADER	NO.
Points Per Game		20.7	7	16	Buffalo	26.8
Total Yards Per Game		325.8	4	8	Houston	388.9
Yards Per Play		5.0	9	16	Houston	6.2
Rushing Yards Per Game		117.0	8	14	Philadelphia	158.8
Net Passing Yards Per Game		208.8	3	7	Houston	300.3
DEFENSE		NO.	AFC RANK	NFL RANK	NFL LEADER	NO.
Points Per Game		23.4	12	23	New York Giants	13.2
Total Yards Per Game		334.1	10	20	Pittsburgh	257.2
Yards Per Play		5.5	11	22	Pittsburgh	4.4
Rushing Yards Per Game		122.7	9	17	Philadelphia	73.1
Net Passing Yards Per Game		211.4	11	21	Pittsburgh	156.3

1990 KEY AWARDS

Pro Bowl (3): S Steve Atwater, RB Bobby Humphrey, S Dennis Smith.

1990 NFL STANDINGS

AFC EAST

Team	W	L	T	Pct	PF	PA
*yz-Buffalo	13	3	0	.813	428	263
x-Miami	12	4	0	.750	336	242
Indianapolis	7	9	0	.438	281	353
New York Jets	6	10	0	.375	295	345
New England	1	15	0	.063	181	446

AFC CENTRAL

Team	W	L	T	Pct	PF	PA
y-Cincinnati	9	7	0	.563	360	352
x-Houston	9	7	0	.563	405	307
Pittsburgh	9	7	0	.563	292	240
Cleveland	3	13	0	.188	228	462

AFC WEST

Team	W	L	T	Pct	PF	PA
yz-L.A. Raiders	12	4	0	.750	337	268
x-Kansas City	11	5	0	.688	369	257
Seattle	9	7	0	.563	306	286
San Diego	6	10	0	.375	315	281
Denver	5	11	0	.313	331	374

NFC EAST

Team	W	L	T	Pct	PF	PA
yz-New York Giants	13	3	0	.813	335	211
x-Philadelphia	10	6	0	.625	396	299
x-Washington	10	6	0	.625	381	301
Dallas	7	9	0	.438	244	308
Phoenix	5	11	0	.313	268	396

NFC CENTRAL

Team	W	L	T	Pct	PF	PA
y-Chicago	11	5	0	.688	348	280
Tampa Bay	6	10	0	.375	264	367
Detroit	6	10	0	.375	373	413
Green Bay	6	10	0	.375	271	347
Minnesota	6	10	0	.375	351	326

NFC WEST

Team	W	L	T	Pct	PF	PA
*yz-San Francisco	14	2	0	.875	353	239
x-New Orleans	8	8	0	.500	274	275
Atlanta	5	11	0	.313	348	365
L.A. Rams	5	11	0	.313	345	412

x - Playoffs; y - Division Title; z - First-round Bye; * - Home-field Advantage

WILD CARD PLAYOFF GAMES

1/5 - at Miami 17, Kansas City 16
 1/5 - Washington 20, at Philadelphia 6
 1/6 - at Cincinnati 41, Houston 14
 1/6 - at Chicago 16, New Orleans 6

DIVISIONAL PLAYOFF GAMES

1/12 - at Buffalo 44, Miami 34
 1/12 - at San Francisco 28, Washington 10
 1/13 - at L.A. Raiders 20, Cincinnati 10
 1/13 - at New York Giants 31, Chicago 3

CONFERENCE CHAMPIONSHIPS

1/20 - at Buffalo 51, L.A. Raiders 3
 1/20 - New York Giants 15, at San Francisco 13

SUPER BOWL XXV (TAMPA, FLA.)

1/27 - New York Giants 20, Buffalo 19

1989 FINAL STATISTICS (11-5)

Head Coach: Dan Reeves AFC West: 1st Home Stadium: Mile High Stadium

Date	W-L	Score	Opponent	Attendance	RUSHING	No.	Yds.	Avg.	Long	TD
Sept 10	W	34-20	Kansas City	74,284	Humphrey	294	1151	3.9	40	7
Sept 18	W	28-18	at Buffalo	78,176	Winder	110	351	3.2	16	2
Sept 24	W	31-21	L.A. Raiders	75,754	Elway	48	244	5.1	31	3
Oct 1	L	13-16	at Cleveland	78,637	Alexander	45	146	3.2	11	2
Oct 8	W	16-10	San Diego	75,222	Bratton	30	108	3.6	9	1
Oct 15	W	14-3	Indianapolis	74,680	Sewell	7	44	6.3	10	0
Oct 22	W	24-21	at Seattle (OT)	82,353	Kubiak	15	35	2.3	10	0
Oct 29	L	24-28	Philadelphia	75,065	Jackson	5	13	2.6	8	0
Nov 5	W	34-7	Pittsburgh	74,739	BRONCOS	554	2092	3.8	40	15
Nov 12	W	16-13	at Kansas City	76,245	OPPONENTS	426	1580	3.7	24	10
Nov 20	W	14-10	at Washington	52,975						
Nov 26	W	41-14	Seattle	75,117	RECEIVING	No.	Yds.	Avg.	Long	TD
Dec 3	L	13-16	at L.A. Raiders (OT)	87,560	Johnson	76	1095	14.4	69	7
Dec 10	L	7-14	New York Giants	63,283	Jackson	28	446	15.9	49	2
Dec 16	W	37-0	at Phoenix	56,071	Sewell	25	416	16.6	56	3
Dec 24	L	16-19	at San Diego	50,524	Young	22	402	18.3	47	2

TEAM STATISTICS	Den	Opp
TOTAL FIRST DOWNS	308	246
Rushing	125	90
Passing	163	142
Penalty	20	14
3RD DOWN: MADE/ATT	111/240	73/216
3rd Down Pct.	46.3	33.8
4TH DOWN: MADE/ATT	2/9	12/24
4th Down Pct.	22.2	50.0
POSSESSION AVG.	32:17	27:43
TOTAL NET YARDS	5093	4407
Avg. Per Game	318.3	275.4
Total Plays	1071	977
Avg. Per Play	4.8	4.5
NET YARDS RUSHING	2092	1580
Avg. Per Game	130.8	98.8
Total Rushes	554	426
NET YARDS PASSING	3001	2827
Avg. Per Game	187.6	176.7
Sacked/Yards Lost	43/351	47/374
Gross Yards	3352	3201
Att./Completions	474/268	504/268
Completion Pct.	54.0	53.2
Had Intercepted	20	21
PUNTS/AVERAGE	80/39.8	84/41.0
NET PUNTING AVG.	33.7	35.0
PENALTIES/YARDS	83/594	102/823
FUMBLES/BALL LOST	26/12	43/22
TOUCHDOWNS	40	25
Rushing	15	10
Passing	21	13
Returns	4	2

SCORE BY PERIODS	1	2	3	4	OT	Total
BRONCOS	84	114	57	4	3	362
OPPONENTS	44	53	50	76	3	226

SCORING	TD	Ru	Pa	Rt	PAT	FG	S	PTS
Treadwell	0	0	0	0	39/40	27/33	0	120
Humphrey	8	7	1	0	0/0	0/0	0	48
Johnson	7	0	7	0	0/0	0/0	0	42
Bratton	4	1	3	0	0/0	0/0	0	24
Elway	3	3	0	0	0/0	0/0	0	18
Sewell	3	0	3	0	0/0	0/0	0	18
Alexander	2	2	0	0	0/0	0/0	0	12
Jackson	2	0	2	0	0/0	0/0	0	12
Kay	2	0	2	0	0/0	0/0	0	12
Winder	2	2	0	0	0/0	0/0	0	12
Young	2	0	2	0	0/0	0/0	0	12
Braxton	1	0	0	1	0/0	0/0	0	6
Kragen	1	0	0	1	0/0	0/0	0	6
Mecklenburg	1	0	0	1	0/0	0/0	0	6
Nattiel	1	0	1	0	0/0	0/0	0	6
Robbins	1	0	0	1	0/0	0/0	0	6
Brooks	0	0	0	0	0/0	0/0	1	2
BRONCOS	40	15	21	4	39/40	27/33	1	362
OPPONENTS	25	10	13	2	25/25	17/27	0	226

SACKS: Fletcher 12, Holmes 9, Mecklenburg 7.5, Carreker 5.5, Powers 3, Kragen 2, Lucas 2, Townsend 2, Brooks 1, Dennison 1, McCullough 1, Munford 1, **BRONCOS 47.0, OPPONENTS 43.0**

PASSING	Att.	Comp.	Yds.	Comp.%	Yd./Att.	TD	TD%	Int	Int%	LG	Sack/Lost	Rating
Elway	416	223	3051	53.6	7.33	18	4.3	18	4.3	69	35/298	73.7
Kubiak	55	32	284	58.2	5.16	2	3.6	2	3.6	22	8/53	69.1
Humphrey	2	1	17	50.0	8.50	1	50.0	0	0.0	17	0/0	118.8
Johnson	1	0	0	0.0	0.00	0	0.0	0	0.0	0	0/0	39.6
BRONCOS	474	256	3352	54.0	7.07	21	4.4	20	4.2	69	43/351	73.7
OPPONENTS	504	268	3201	53.2	6.35	13	2.6	21	4.2	75	47/374	64.1

RUSHING	No.	Yds.	Avg.	Long	TD
Humphrey	294	1151	3.9	40	7
Winder	110	351	3.2	16	2
Elway	48	244	5.1	31	3
Alexander	45	146	3.2	11	2
Bratton	30	108	3.6	9	1
Sewell	7	44	6.3	10	0
Kubiak	15	35	2.3	10	0
Jackson	5	13	2.6	8	0
BRONCOS	554	2092	3.8	40	15
OPPONENTS	426	1580	3.7	24	10

RECEIVING	No.	Yds.	Avg.	Long	TD
Johnson	76	1095	14.4	69	7
Jackson	28	446	15.9	49	2
Sewell	25	416	16.6	56	3
Young	22	402	18.3	47	2
Humphrey	22	156	7.1	13	1
Kay	21	197	9.4	20	2
Mobley	17	200	11.8	36	0
Winder	14	91	6.5	19	0
Nattiel	10	183	18.3	43	1
Bratton	10	69	6.9	17	3
Alexander	8	84	10.5	28	0
Kelly	3	13	4.3	6	0
BRONCOS	256	3352	13.1	69	21
OPPONENTS	268	3201	11.9	75	13

INTERCEPTIONS	No.	Yds.	Avg.	Long	TD
Braxton	6	103	17.2	34	1
Henderson	3	58	19.3	25	0
Atwater	3	34	11.3	30	0
D. Smith	2	78	39.0	50	0
Robbins	2	18	9.0	18	1
Munford	2	16	8.0	10	0
Corrington	1	8	8.0	8	0
Carrington	1	2	2.0	2	0
Dennison	1	1	1.0	1	0
BRONCOS	21	318	15.1	50	2
OPPONENTS	20	194	9.7	32	1

PUNTING	No.	Yds.	Avg.	Net	TB	In20	Long	B
Horan	77	3111	40.4	34.3	5	24	63	0
Elway	1	34	34.0	14.0	1	0	34	0
Kubiak	2	43	21.5	21.5	0	1	29	0
BRONCOS	80	3188	39.8	33.7	6	25	63	0
OPPONENTS	84	3440	41.0	35.0	8	18	64	0

PUNT RETURNS	No.	FC	Yds.	Avg.	Long	TD
Bell	21	3	143	6.8	24	0
Johnson	12	6	118	9.8	34	0
Nattiel	9	0	77	8.6	38	0
Woods	2	0	6	3.0	11	0
Carrington	1	0	0	0.0	0	0
BRONCOS	45	9	344	7.6	38	0
OPPONENTS	28	18	370	13.2	52	0

KICKOFF RETURNS	No.	Yds.	Avg.	Long	TD
Bell	30	602	20.1	33	0
Carrington	6	152	25.3	68	0
Humphrey	4	86	21.5	29	0
Bratton	2	19	9.5	10	0
Woods	1	17	17.0	17	0
BRONCOS	43	876	20.4	68	0
OPPONENTS	72	1256	17.4	36	0

FIELD GOALS	1-19	20-29	30-39	40-49	50+
Treadwell	3/3	13/14	8/8	3/7	0/1
OPPONENTS	0/0	3/3	5/6	7/14	2/4

TREADWELL: (41G,29G) (22G,33G,46G,24G) (38G) (21G,26G) (46G,18G,54N,27G) () (46N,46N,27N,27G) (18G) (26G,26G) (18G,27G,26G) () (30G,25G) (34G,35G,42N) () (38G,33G,35G) (43N,24G)

OPPONENTS: (41G,54N,23G) (43N) () (47N,36G,48G,24N,48G) (39G) (49N,55G) (40N) (41N) () (39G,42G) (38N,32G) () (37G,46G,26G) (47N) () (52N,22G,41G,53G,45G)

1989 DEFENSIVE STATS

(based on coaches' film review)

	TT	UT	A	S-YDS	I-YDS	PD	FF	FR
1 Mecklenburg	143	83	60	7.5-79	0-0	3	2	4
2 Atwater	129	86	43	0-0	3-34	10	0	1
3 Brooks	123	66	57	1-9	0-0	2	1	2
4 Braxton	111	77	34	0-0	6-103	14	2	2
5 Dennison	106	45	61	1-6	1-1	1	2	1
6 Fletcher	105	61	44	12-79	0-0	2	3	1
7 Munford	98	54	44	1-5	2-16	2	0	1
8 Smith	82	47	35	0-0	2-78	11	6	3
9 Henderson	76	47	29	0-0	3-58	13	0	0
10 Kragen	72	43	29	2-13	0-0	2	0	4
11 Carreker	65	36	29	5.5-34	0-0	1	3	0
12 Holmes	48	32	16	9-87	0-0	4	2	0
13 Townsend	40	26	14	2-13	0-0	0	2	2
14 Robbins	37	25	12	0-0	2-18	8	0	1
15 Corrington	26	17	9	0-0	1-8	5	1	0
16 Curtis	23	12	11	0-0	0-0	0	0	0
17 Powers	19	7	12	3-30	0-0	0	1	0
18 Haynes	18	13	5	0-0	0-0	3	0	0
19 Carrington	16	11	5	0-0	1-2	1	0	0
20 Lucas	6	5	1	2-22	0-0	1	0	0
21 Klosterman	3	1	2	0-0	0-0	0	0	0
22 McCullough	2	2	0	1-0	0-0	0	0	0
Henke	2	0	2	0-0	0-0	0	0	0
TOTALS	1,350	796	554	47-377	21-318	83	25	22

1989 GAMES STARTED

OFFENSE		DEFENSE	
QB Elway, John	15	DE Carreker, Alphonso	16
QB Kubiak, Gary	1	DE Holmes, Ron	8
RB Humphrey, Bobby	12	DE Powers, Warren	1
RB Sewell, Steve	3	DE Townsend, Andre	10
RB Wilder, Sammy	2	NT Kragen, Greg	14
FB Alexander, Jeff	6	LB Brooks, Michael	16
FB Bratton, Melvin	3	LB Dennison, Rick	12
FB Kelly, Pat	1	LB Fletcher, Simon	16
WR Jackson, Mark	16	LB Mecklenburg, Karl	15
WR Johnson, Vance	16	LB Munford, Marc	5
TE Kay, Clarence	16	CB Braxton, Tyrone	16
TE Mobley, Orson	5	CB Henderson, Wymon	15
C Kartz, Keith	16	S Atwater, Steve	16
T Lanier, Ken	16	S Robbins, Randy	2
T Perry, Gerald	15	S Smith, Dennis	14
G Bishop, Keith	7		
G Juriga, Jim	16		
G Widell, Doug	10		

1989 COACHES

Dan Reeves (Head Coach), Marvin Bass (Special Assistant), Barney Chavous (Asst. Strength and Conditioning), Mo Forte (Running Backs), Chan Gailey (Offensive Coordinator/Wide Receivers), George Henshaw (Offensive Line), Earl Leggett (Defensive Line), Pete Mangurian (Tight Ends/Asst. Offensive Line), Al Miller (Strength/Conditioning), Mike Nolan (Linebackers), Wade Phillips (Defensive Coordinator), Harold Richardson (Special Teams), Charlie Waters (Defensive Backs).

1989 LEADERS / RANKINGS

INDIVIDUAL	PLAYER	NO.	AFC RANK	NFL RANK	NFL LEADER	NO.
Points	Treadwell	120	1	3t	Cofer (SF)	138
Rushing Yards	Humphrey	1,151	5	8	Okoye (KC)	1,480
Passing Yards	Elway	3,051	8	16	Majkowski (GB)	4,318
Passer Rating	Elway	73.7	9	17	Montana (SF)	112.4
Receiving Yards	Johnson	1,095	5	15	Rice (SF)	1,483
Receptions	Johnson	76	9	17	Sharpe (GB)	90
Interceptions	Braxton	6	5t	7t	Wright (CLE)	9
Sacks	Fletcher	12	4	11	Doleman (MIN)	21
OFFENSE		NO.	AFC RANK	NFL RANK	NFL LEADER	NO.
Points Per Game		22.6	4	7t	San Francisco	27.6
Total Yards Per Game		318.3	7	15	San Francisco	391.8
Yards Per Play		4.8	11t	19t	San Francisco	6.1
Rushing Yards Per Game		130.8	4	6	Cincinnati	155.2
Net Passing Yards Per Game		187.6	11	23	Washington	271.8
DEFENSE		NO.	AFC RANK	NFL RANK	NFL LEADER	NO.
Points Per Game		14.1	1	1	Denver	14.1
Total Yards Per Game		275.5	2	3	Minnesota	261.5
Yards Per Play		4.5	1t	2t	Minnesota	4.1
Rushing Yards Per Game		98.8	1	6	New Orleans	82.9
Net Passing Yards Per Game		176.7	2	3	Kansas City	176.3

1989 KEY AWARDS

Pro Bowl (5): QB John Elway, DT Greg Kragen, LB Karl Mecklenburg, S Dennis Smith, K David Treadwell. AP All-Pro (2): LB Karl Mecklenburg (first team), S Dennis Smith (second team). NFLPA Offensive Rookie of the Year: RB Bobby Humphrey. Football Digest NFL Defensive Rookie of the Year: S Steve Atwater.

1989 NFL STANDINGS

AFC EAST

Team	W	L	T	Pct	PF	PA
y-Buffalo	9	7	0	.563	409	317
Indianapolis	8	8	0	.500	298	301
Miami	8	8	0	.500	331	379
New England	5	11	0	.313	297	391
New York Jets	4	12	0	.250	253	411

AFC CENTRAL

Team	W	L	T	Pct	PF	PA
y-Cleveland	9	6	1	.594	334	254
x-Houston	9	7	0	.563	365	412
x-Pittsburgh	9	7	0	.563	265	326
Cincinnati	8	8	0	.500	404	285

AFC WEST

Team	W	L	T	Pct	PF	PA
*y-Denver	11	5	0	.688	362	226
Kansas City	8	7	1	.531	318	286
L.A. Raiders	8	8	0	.500	315	297
Seattle	7	9	0	.438	241	327
San Diego	6	10	0	.375	266	290

NFC EAST

Team	W	L	T	Pct	PF	PA
y-New York Giants	12	4	0	.750	348	252
x-Philadelphia	11	5	0	.688	342	274
Washington	10	6	0	.625	386	308
Phoenix	5	11	0	.313	258	377
Dallas	1	15	0	.063	204	393

NFC CENTRAL

Team	W	L	T	Pct	PF	PA
y-Minnesota	10	6	0	.625	351	275
Green Bay	10	6	0	.625	362	356
Detroit	7	9	0	.438	312	364
Chicago	6	10	0	.375	358	377
Tampa Bay	5	11	0	.313	320	419

NFC WEST

Team	W	L	T	Pct	PF	PA
*y-San Francisco	14	2	0	.875	442	253
x-L.A. Rams	11	5	0	.688	426	344
New Orleans	9	7	0	.563	386	301
Atlanta	3	13	0	.188	279	437

x - Wild Card Qualifier; y - Division Title; * - Home-field Advantage

WILD CARD PLAYOFF GAMES

12/31 - Pittsburgh 26, at Houston 23 (OT)
12/31 - L.A. Rams 21, at Philadelphia 7

DIVISIONAL PLAYOFF GAMES

1/6 - at Cleveland 34, Buffalo 30
1/6 - at San Francisco 41, Minnesota 13
1/7 - at Denver 24, Pittsburgh 23
1/7 - L.A. Rams 19, at New York Giants 13 (OT)

CONFERENCE CHAMPIONSHIPS

1/14 - at Denver 37, Cleveland 21
1/14 - at San Francisco 30, L.A. Rams 3

SUPER BOWL XXIV (NEW ORLEANS)

1/28 - San Francisco 55, Denver 10

1988 FINAL STATISTICS (8-8)

Head Coach: Dan Reeves AFC West: 2nd Home Stadium: Mile High Stadium

Date	W-L	Score	Opponent	Attendance	RUSHING	No.	Yds.	Avg.	Long	TD
Sept 4	14-21		Seattle	75,986	Dorsett	181	703	3.9	28	5
Sept 11	W	34-3	San Diego	75,339	Winder	149	543	3.6	35	4
Sept 18	L	13-20	at Kansas City	63,288	Elway	54	234	4.3	26	1
Sept 26	L	27-30	L.A. Raiders (OT)	75,964	Sewell	32	135	4.2	26	1
Oct 2	W	12-0	at San Diego	55,763	Kubiak	17	65	3.8	13	0
Oct 9	W	16-13	at San Francisco (OT)	61,711	Nattiel	5	51	10.2	29	0
Oct 16	W	30-14	Atlanta	75,287	Willhite	13	39	3.0	7	2
Oct 23	L	21-39	at Pittsburgh	49,811	Bell	9	36	4.0	6	0
Oct 31	L	23-55	at Indianapolis	60,544	Jackson	1	5	5.0	5	0
Nov 6	W	17-11	Kansas City	74,227	J. Johnson	1	3	3.0	3	0
Nov 13	W	30-7	Cleveland	75,806	V. Johnson	1	1	1.0	1	0
Nov 20	L	0-42	at New Orleans	68,075	Thomas	1	0	0.0	0	0
Nov 27	W	35-24	L.A. Rams	74,141	BRONCOS	464	1815	3.9	35	13
Dec 4	L	20-21	at L.A. Raiders	65,561	OPPONENTS	552	2538	4.6	64	21
Dec 11	L	14-42	at Seattle	62,838						
Dec 17	W	21-10	New England	70,910						

TEAM STATISTICS	Den	Opp
TOTAL FIRST DOWNS	338	316
Rushing	106	140
Passing	196	161
Penalty	36	15
3RD DOWN: MADE/ATT	85/210	81/214
3rd Down Pct.	40.5	37.9
4TH DOWN: MADE/ATT	4/13	9/18
4th Down Pct.	30.8	50.0
TOTAL NET YARDS	5506	5471
Avg. Per Game	344.1	341.9
Total Plays	1077	1055
Avg. Per Play	5.1	5.2
NET YARDS RUSHING	1815	2538
Avg. Per Game	113.4	158.6
Total Rushes	464	552
Avg. Per Rush	3.9	4.6
NET YARDS PASSING	3691	2933
Avg. Per Game	230.7	183.3
Sacked/Yards Lost	32/250	36/235
Gross Yards	3941	3168
Att./Completions	581/324	467/262
Completion Pct.	55.8	56.1
Had Intercepted	22	16
Avg. Per Pass Play	6.0	5.8
PUNTS/AVERAGE	68/43.8	84/43.4
NET PUNTING AVG	37.9	36.3
TOTAL RETURN YARDAGE	1842	1673
Punt Returns/Average	53/8.5	33/11.0
Kickoff Returns/Average	58/20.7	52/19.9
Intercept. Ret./Average	16/12.5	22/15.6
PENALTIES/YARDS	84/717	116/956
FUMBLES/BALL LOST	34/12	23/13
TOUCHDOWNS		
Rushing	13	21
Passing	24	18
Returns	0	2
Extra Points Made/Attempts	36/37	41/41
Field Goals Made/Attempts	23/26	21/27
TOTAL POINTS	327	352

SCORE BY PERIODS	1	2	3	4	OT	Total
BRONCOS	43	127	64	90	3	327
OPPONENTS	85	112	96	56	3	352

SCORING	TD	Ru	Pa	Rt	PAT	FG	S	PTS
Karlis	0	0	0	0	36/37	23/36	0	105
Sewell	6	1	5	0	0/0	0/0	0	36
Jackson	6	0	6	0	0/0	0/0	0	36
Dorsett	5	5	0	0	0/0	0/0	0	30
Winder	5	4	1	0	0/0	0/0	0	30
V. Johnson	5	0	5	0	0/0	0/0	0	30
Kay	4	0	4	0	0/0	0/0	0	24
Willhite	2	2	0	0	0/0	0/0	0	12
Mobley	2	0	2	0	0/0	0/0	0	12
Elway	1	1	0	0	0/0	0/0	0	6
Nattiel	1	0	1	0	0/0	0/0	0	6
BRONCOS	37	13	24	2	36/37	23/36	0	327
OPPONENTS	41	21	18	2	41/41	21/27	1	352

RECEIVING	No.	Yds.	Avg.	Long	TD
V. Johnson	68	896	13.2	86	5
Jackson	46	852	18.5	63	6
Nattiel	46	574	12.5	74t	1
Sewell	38	507	13.3	68t	5
Kay	34	352	10.4	27	4
Willhite	32	238	7.4	15	0
Mobley	21	218	10.4	28	2
Winder	17	103	6.1	14	1
Dorsett	16	122	7.6	16	0
Massie	3	39	13.0	21	0
Graddy	1	30	30.0	30	0
J. Johnson	1	6	6.0	6	0
Kelly	1	4	4.0	4	0
BRONCOS	324	3941	12.2	86	24
OPPONENTS	262	3168	12.1	55	18

INTERCEPTIONS	No.	Yds.	Avg.	Long	TD
Harden	4	36	9.0	34	0
Castille	3	51	17.0	33	0
Robbins	2	66	33.0	39	0
Braxton	2	6	3.0	6	0
Dennison	1	29	29.0	29	0
Wilson	1	7	7.0	7	0
Fletcher	1	4	4.0	4	0
Bowyer	1	1	1.0	1	0
Haynes	1	0	0.0	0	0
BRONCOS	16	200	12.5	39	0
OPPONENTS	22	344	15.6	86	1

PUNTING	No.	Yds.	Avg.	TB	In20	Long	B
Horan	65	2861	44.0	2	19	70	—
Elway	3	117	39.0	0	2	40	—
BRONCOS	68	2978	43.8	2	21	70	0
OPPONENTS	84	3643	43.4	7	20	68	1

PUNT RETURNS	No.	FC	Yds.	Avg.	Long	TD
Nattiel	22	0	218	9.9	24	0
Clark	13	0	115	8.8	16	0
Willhite	13	2	90	6.9	12	0
Harden	2	2	14	7.0	14	0
Massey	1	0	5	5.0	5	0
J. Johnson	1	0	5	5.0	5	0
Bell	1	0	4	4.0	4	0
V. Johnson	0	1	0	0.0	0	0
BRONCOS	53	5	451	8.5	24	0
OPPONENTS	33	4	364	11.0	66	1

KICKOFF RETURNS	No.	Yds.	Avg.	Long	TD
Bell	36	762	21.2	38	0
J. Johnson	14	292	20.9	34	0
Nattiel	6	124	20.7	25	0
Winder	1	11	11.0	11	0
Harden	1	9	9.0	9	0
BRONCOS	58	1198	20.7	38	0
OPPONENTS	52	1,035	19.9	40	0

FIELD GOAL BREAKDOWN						
Distance	1-19	20-29	30-39	40-49	50+	Total
Karlis	1/1	9/10	6/13	5/8	2/4	23/36
OPPONENTS	0/0	9/10	9/12	2/4	1/1	21/27

KARLIS: (1) (51G,38G) (23G,42G) (39G,25G) (30G), 43G,37N,30G,32G,28G,21N) (27G,27G,34N, 22G) (35N,47G,41G,50G) (47N) (27G) (42G) (18G,22G,32G,42N,36N) (35N,50N) (46N) (29G, 36G) (52N,37N) (1)

SACKS: Fletcher 9, Townsend 5.5, Jones 5, Ryan 3.5, Kragen 2.5, Robbins 2, Wilson 2, Mecklenburg 1, D. Smith 1, Gilbert 1, Haynes 1, Bowyer 1, Braxton 1, Dennison 0.5, **TOTAL 36.0**

PASSING	Att.	Comp.	Yds.	Comp. %	Yd./Att.	TD	TD%	Int	Int%	LG	Sack/Lost	Rtg.
Elway	496	274	3309	55.2	6.67	17	3.4	19	3.8	86	30/237	71.3
Kubiak	69	43	497	62.3	7.20	5	7.2	3	4.3	68t	2/13	90.1
Karcher	12	6	128	50.0	10.67	1	8.3	0	0.0	74t	0/0	115.8
Dorsett	2	1	7	50.0	3.50	1	50.0	0	0.0	7t	0/0	97.8
Sewell	1	0	0	0.0	0.00	0	0.0	0	0.0	0	0/0	39.5
Nattiel	1	0	0	0.0	0.00	0	0.0	0	0.0	0	0/0	39.5
BRONCOS	581	324	3941	55.8	6.78	24	4.1	22	3.8	86	32/250	74.6
OPPONENTS	467	262	3168	56.1	6.78	18	3.9	16	3.4	55	36/235	75.8



1988 DEFENSIVE STATS

(based on coaches' film review)

	TT	UT	A	S-YDS	I-YDS	PD	FF	FR
1 Kragen	140	101	39	2.5-21	0-0	4	0	1
2 Dennison	133	86	47	0.5-1	1-29	2	1	2
3 Harden	132	93	39	0-0	4-36	10	0	0
4 Ryan	130	87	43	3.5-13	0-0	1	1	2
5 Fletcher	115	79	36	9-43	1-4	6	1	1
6 Townsend	113	64	49	5-35	0-0	2	0	1
7 Smith	106	83	23	1-7	0-0	3	2	3
8 Mecklenburg	102	78	24	1.5-8	0-0	1	0	0
9 Haynes	84	71	13	1-6	1-0	8	1	0
10 Bowyer	82	50	32	1-4	1-1	2	3	0
11 Robbins	76	67	9	2-19	2-66	6	0	1
12 Jones	67	35	32	5-37	0-0	1	1	0
13 Castille	61	57	4	0-0	3-51	9	0	0
14 Brooks	49	39	10	0-0	0-0	1	0	1
15 Gilbert	42	30	12	1-11	0-0	2	0	0
16 Braxton	39	28	11	1-7	2-6	5	0	0
17 Wilson	37	29	8	2-12	1-7	4	0	2
18 Klostermann	27	17	10	0-0	0-0	1	0	0
19 Knight	15	11	4	0-0	0-0	0	0	0
20 Guidry	5	3	2	0-0	0-0	1	0	0
21 Plummer	3	3	0	0-0	0-0	0	0	0
22 Lucas	1	1	0	0-0	0-0	0	0	0
23 S. Bryan	0	0	0	0-0	0-0	0	0	1
TOTALS	1,559	1,112	447	36-224	16-200	69	10	15

1988 GAMES STARTED

OFFENSE

		DEFENSE	
QB Elway, John	15	DE Bowyer, Walt	10
QB Kubiak, Gary	1	DE Gilbert, Freddie	6
RB Dorsett, Tony	12	DE Townsend, Andre	16
RB Sewell, Steve	3	NT Kragen, Greg	16
RB Willhite, Gerald	1	LB Brooks, Michael	4
RB Winder, Sammy	12	LB Dennison, Rick	16
WR Jackson, Mark	4	LB Fletcher, Simon	16
WR Johnson, Vance	13	LB Klostermann, Bruce	4
WR Nattiel, Ricky	11	LB Mecklenburg, Karl	10
TE Kay, Clarence	14	LB Ryan, Jim	14
TE Mobley, Orson	10	CB Castille, Jeremiah	15
C Bryan, Billy	16	CB Haynes, Mark	15
T Juriga, Jim	15	CB Wilson, Steve	2
T Lanier, Ken	16	S Harden, Mike	16
T Studdard, Dave	4	S Robbins, Randy	6
G Bishop, Keith	10	S Smith, Dennis	10
G Humphries, Stephen	1		
G Kartz, Keith	12		
G Perry, Gerald	6		

1988 COACHES

Dan Reeves (Head Coach), Marvin Bass (Special Assistant), Rubin Carler (Asst. Defensive Line), Joe Collier (Asst. Head Coach/Defense), Mo Forte (Running Backs), Chan Gailey (Quarterbacks), George Henshaw (Offensive Line), Stan Jones (Defensive Line), Larry Kennan (Wide Receivers), Pete Mangurian (Tight Ends/Asst. Offensive Line), Al Miller (Strength/Conditioning), Myrel Moore (Linebackers), Mike Nolan (Spec. Team/Asst. LBs), Charlie Waters (Spec. Teams/Asst. Defensive Backs), Charlie West (Defensive Backs).

1988 LEADERS / RANKINGS

INDIVIDUAL	PLAYER	NO.	AFC RANK	NFL RANK	NFL LEADER	NO.
Points	Karlis	105	61	101	Norwood (BUF)	129
Rushing Yards	Dorsett	703	13	22	Dickerson (IND)	1,659
Passing Yards	Elway	3,309	4	8	Marino (MIA)	4,434
Passer Rating	Elway	71.4	9	18	Esiason (CIN)	97.4
Receiving Yards	V. Johnson	896	9	15k	Ellard (LAR)	1,414
Receptions	V. Johnson	68	6	15k	Toon (NYJ)	93
Interceptions	Harden	4	111	23k	Case (ATL)	10
Sacks	Fletcher	19	61	171	White (PHI)	18
OFFENSE		NO.	AFC RANK	NFL RANK	NFL LEADER	NO.
Points Per Game		20.4	8	15	Cincinnati	28.0
Total Yards Per Game		344.1	3	8	Cincinnati	378.6
Yards Per Play		5.1	51	111	Cincinnati	6.2
Rushing Yards Per Game		113.4	11	19	Cincinnati	169.4
Net Passing Yards Per Game		230.7	2	6	Miami	284.8
DEFENSE		NO.	AFC RANK	NFL RANK	NFL LEADER	NO.
Points Per Game		22.0	9	20	Chicago	13.4
Total Yards Per Game		341.9	10	22	Chicago	272.5
Yards Per Play		5.2	91	181	Minnesota	4.3
Rushing Yards Per Game		158.6	13	27	Chicago	82.9
Net Passing Yards Per Game		183.3	5	7	Kansas City	161.9

1988 KEY AWARDS

Pro Bowl (1): P Mike Horan. AP All-Pro (1): P Mike Horan (first team).

1988 NFL STANDINGS

AFC EAST

Team	W	L	T	Pct	PF	PA
y-Buffalo	12	4	0	.750	329	237
Indianapolis	9	7	0	.563	354	315
New England	9	7	0	.563	250	284
New York Jets	8	7	1	.531	372	354
Miami	6	10	0	.375	319	380

AFC CENTRAL

Team	W	L	T	Pct	PF	PA
*y-Cincinnati	12	4	0	.750	448	329
x-Cleveland	10	6	0	.625	304	288
x-Houston	10	6	0	.625	424	365
Pittsburgh	5	11	0	.313	336	421

AFC WEST

Team	W	L	T	Pct	PF	PA
y-Seattle	9	7	0	.563	339	329
Denver	8	8	0	.500	327	352
L.A. Raiders	7	9	0	.438	325	369
San Diego	6	10	0	.375	231	332
Kansas City	4	11	1	.281	254	320

NFC EAST

Team	W	L	T	Pct	PF	PA
y-Philadelphia	10	6	0	.625	379	319
New York Giants	10	6	0	.625	359	304
Washington	7	9	0	.438	345	387
Phoenix	7	9	0	.438	344	398
Dallas	3	13	0	.188	265	381

NFC CENTRAL

Team	W	L	T	Pct	PF	PA
*y-Chicago	12	4	0	.750	312	215
x-Minnesota	11	5	0	.688	406	233
Tampa Bay	5	11	0	.313	261	350
Detroit	4	12	0	.250	220	313
Green Bay	4	12	0	.250	240	315

NFC WEST

Team	W	L	T	Pct	PF	PA
y-San Francisco	10	6	0	.625	369	294
x-L.A. Rams	10	6	0	.625	407	293
New Orleans	10	6	0	.625	312	283
Atlanta	5	11	0	.313	244	315

x - Wild Card Qualifier; y - Division Title; * - Home-field Advantage

WILD CARD PLAYOFF GAMES

12/26 - Houston 24, at Cleveland 23

12/26 - at Minnesota 28, L.A. Rams 17

DIVISIONAL PLAYOFF GAMES

12/31 - at Cincinnati 21, Seattle 13

12/31 - at Chicago 20, Philadelphia 12

1/1 - at Buffalo 17, Houston 10

1/1 - at San Francisco 34, Minnesota 9

CONFERENCE CHAMPIONSHIPS

1/8 - at Cincinnati 21, Buffalo 10

1/8 - San Francisco 28, at Chicago 3

SUPER BOWL XXIII (MIAMI)

1/22 - San Francisco 20, Cincinnati 16



1987 FINAL STATISTICS (10-4-1)

Head Coach: Dan Reeves AFC West: 1st Home Stadium: Mile High Stadium

Date	W-L	Score	Opponent	Attendance	RUSHING	No.	Yds.	Avg.	Long	TD
Sept 13	W	40-17	Seattle	75,999	Winder	196	741	3.8	19	6
Sept 20	T	17-17	at Green Bay (OT)	67,500	Elway	66	304	4.6	29	4
Sept 28	Canceled		at Cleveland		Lang	89	303	3.4	28	2
Oct 4	L	10-40	*Houston	38,494	Dudek	35	154	4.4	16	2
Oct 12	W	30-14	*L.A. Raiders	61,230	Willhite	26	141	5.4	29	0
Oct 18	W	26-17	*at Kansas City	20,286	Poole	28	126	4.5	13	1
Oct 26	L	27-34	at Minnesota	51,011	Sewell	19	83	4.4	17	2
Nov 1	W	34-0	Detroit	75,172	Caldwell	16	53	3.3	7	0
Nov 8	L	14-21	at Buffalo	63,698	Bell	13	43	3.3	11	0
Nov 16	W	31-29	Chicago	75,783	Nattiel	2	13	6.5	10	0
Nov 22	W	23-17	at L.A. Raiders	61,318	Micho	4	8	2.0	5	0
Nov 29	W	31-17	at San Diego	61,880	Boddie	3	7	2.3	4	1
Dec 6	W	31-20	New England	75,795	Karcher	9	3	0.3	8	0
Dec 13	L	21-28	at Seattle	61,759	Kubiak	1	3	3.0	3	0
Dec 19	W	20-17	Kansas City	75,053	May	2	-4	-2.0	-2	0
Dec 27	W	24-0	San Diego	37,500	V. Johnson	1	3	-8.0	-8	0

*Replacement Games

TEAM STATISTICS		Den	Opp	RECEIVING		No.	Yds.	Avg.	Long	TD
TOTAL FIRST DOWNS		331	277	V. Johnson		42	684	16.3	59t	7
Rushing		132	103	Nattiel		31	630	20.3	54	2
Passing		173	148	Kay		31	440	14.2	30	0
Penalty		26	26	M. Jackson		26	436	16.8	52	2
3RD DOWN: MADE/ATT		106/224	64/183	Micho		25	242	9.7	26t	2
3rd Down Pct.		47.3	35.0	Lang		17	130	7.6	29	2
4TH DOWN: MADE/ATT		6/13	5/12	Mobley		16	228	14.3	28	1
4th Down Pct.		46.2	41.7	Winder		14	74	5.3	13	1
TOTAL NET YARDS		5624	4813	Massie		13	244	18.8	39t	4
Avg. Per Game		374.9	320.9	Sewell		23	209	16.1	72t	1
Total Plays		1070	941	Watson		11	167	15.2	49	1
Avg. Per Play		5.3	5.1	Boddie		9	85	9.4	26	0
NET YARDS RUSHING		1970	2017	Willhite		9	25	2.8	6	0
Avg. Per Game		131.3	134.5	Dudek		7	41	5.9	19	0
Total Rushes		45	454	Swanson		6	87	14.5	35t	1
Avg. Per Rush		3.9	4.4	Andrews		4	53	13.3	20	0
NET YARDS PASSING		3654	2796	Brown		4	40	10.0	18	0
Avg. Per Game		243.6	186.4	Caldwell		4	34	8.5	14	0
Sacked/Yards Lost		30/220	31/244	Poole		1	9	9.0	9	0
Gross Yards		3874	3040	Bell		1	8	8.0	8	0
Att./Completions		530/285	456/261	Payne		1	8	8.0	8	0
Completion Pct.		53.8	57.2	BRONCOS OPPONENTS		285	3874	13.6	72t	24
Had Intercepted		19	28	261		3040	11.6	51t	15	15
Avg. Per Pass Play		6.9	6.1	INTERCEPTIONS		No.	Yds.	Avg.	Long	TD
PUNTS/AVERAGE		65/39.9	75/42.1	Harden		4	85	21.3	32	0
NET PUNTING AVG		31.6	33.5	Clark		3	105	35.0	50	0
TOTAL RETURN YARDAGE		1841	1954	Haynes		3	39	13.0	25	1
Punt Returns/Average		48/10.1	34/12.5	Lilly		3	29	9.7	24	0
Kickoff Returns/Average		46/20.7	61/19.1	Mecklenburg		3	23	7.7	16	0
Intercept. Ret./Average		28/14.4	19/19.1	Robbins		3	9	3.0	9	0
PENALTIES/YARDS		95/812	96/785	Ryan		3	7	2.3	5	0
FUMBLES/BALL LOST		29/17	35/19	Hunley		2	64	32.0	52t	1
TOUCHDOWNS		45	36	D. Smith		2	21	10.5	15	0
Rushing		18	15	Lucas		1	11	11.0	11	0
Passing		24	15	Dennison		1	10	10.0	10	0
Returns		3	4	BRONCOS OPPONENTS		28	403	14.4	52t	2
Extra Points Made/Attempts		44/45	32/35	19		362	19.1	101t	2	2
Field Goals Made/Attempts		21/29	14/21	PUNTING		No.	Yds.	Avg.	TB	In20
TOTAL POINTS		379	288	Giacommaro		18	757	42.1	1	4
SCORE BY PERIODS		1 2 3 4 OT Total	0 379 0 288 0	Horan		44	1807	41.1	5	11
BRONCOS		92 70 110 79	98 98 0	Elway		1	31	31.0	0	1
OPPONENTS		70 110 79 98	0 288 0	BRONCOS OPPONENTS		65	2595	39.9	6	15

SCORE BY PERIODS		1		2		3		4		OT		Total		Broncos		Opponents		Total	
		92	110	79	98	0	379	0	288			44		1807	411	5	11	61	2
BRONCOS		92	110	79	98	0	379	0	288			44		1807	411	5	11	61	2
OPPONENTS		70	110	64	44	0	288					18		31	31.0	0	1	31	
SCORING		TD	Ru	Pa	Rt	ATT	FG	S	PTS	PUNT RETURNS		No.	FC	Yds.	Avg.	Long	TD		
Karlis	0	0	0	0	37/37	18/25	0	91	CLARK		18	1	233	12.9	71t	1			
V. Johnson	7	0	7	0	0/0	0/0	42	0	SWANSON		12	1	73	6.1	14	0			
Winder	7	6	1	0	0/0	0/0	42	0	WILLHITE		4	1	22	5.5	9	0			
Elway	4	4	0	0	0/0	0/0	24	0	HARDEN		2	0	11	5.5	7	0			
Lang	4	2	2	0	0/0	0/0	24	0	LILLY		2	0	6	3.0	4	0			
Massie	4	0	4	0	0/0	0/0	24	0	V. JOHNSON		1	0	9	9.0	9	0			
Sewell	3	2	1	0	0/0	0/0	18	0	BRONCOS		48	4	486	10.1	71t	1			
Clendennen	0	0	0	0	7/7	3/4	16	0	OPPONENTS		34	7	424	12.5	85t	2			
Dudek	2	2	0	0	0/0	0/0	12	0	KICKOFF RETURNS		No.	Yds.	Avg.	Long	TD				
M. Jackson	2	0	2	0	0/0	0/0	12	0	BELL		15	323	21.5	42	0				
Micho	2	0	2	0	0/0	0/0	12	0	SWANSON		9	234	26.0	50	0				
Nattiel	2	0	2	0	0/0	0/0	12	0	V. JOHNSON		7	140	20.0	34	0				
Boddie	1	1	0	0	0/0	0/0	6	0	LANG		4	78	19.5	25	0				
Clark	1	0	0	1	0/0	0/0	6	0	NATTIEL		4	48	19.5	25	0				
Haynes	1	0	0	1	0/0	0/0	6	0	BROWN		3	57	19.0	28	0				
Hunley	1	0	0	1	0/0	0/0	6	0	CLARK		2	33	16.5	25	0				
Mobley	1	0	1	0	0/0	0/0	6	0	RYAN		2	9	4.5	9	0				
Poole	1	1	0	0	0/0	0/0	6	0	BRONCOS		46	952	20.7	50	0				
Swanson	1	0	1	0	0/0	0/0	6	0	OPPONENTS		61	1168	19.1	50	0				
Watson	1	0	1	0	0/0	0/0	6	0	FIELD GOAL BREAKDOWN		Distance	1-19	20-29	30-39	40-49	50+	Total		
Ryan	0	0	0	0	0/0	0/0	1	2											
BRONCOS	45	18	24	3	44/45	21/29	1	379											
OPPONENTS	35	16	15	4	32/35	14/21	2	288											

SACKS: Jones 7, Mecklenburg 7, Fletcher 4, Kragen 2, Lucas 2, Ryan 1.5, Tupper 1.5, Brooks 1, Hunley 1, Robbins 1, Townsend 1, Wilson 1, Bowyer 0.5, Woodard 0.5, TOTAL 31.0

PASSING	Att.	Comp.	Yds.	Comp. %	Yd./Att.	TD	TD %	Int	Int %	LG	Sack/Lost	Rtg.
Elway	410	224	3198	54.6	7.80	19	4.6	12	2.9	72t	20/138	83.4
Karcher	102	56	628	54.9	6.16	5	4.9	4	3.9	49	5/45	73.5
Kubiak	7	3	25	42.9	3.57	0	0.0	2	28.6	17	2/14	13.1
May	5	0	0	0.0	0.00	0	0.0	1	20.0	0	1/0	0.0
McGuire	3	2	23	66.7	7.67	0	0.0	0	0.0	13	0/0	89.6
V. Johnson	1	0	0	0.0	0.00	0	0.0	0	0.0	0	0/0	39.6
Lang	1	0	0	0.0	0.00	0	0.0	0	0.0	0	1/7	39.6
Willhite	1	0	0	0.0	0.00	0	0.0	0	0.0	0	0/0	39.6
Sewell	0	0	0	0.0	0.00	0	0.0	0	0.0	0	0/0	0.0
BRONCOS	530	285	3874	53.8	7.31	24	4.5	19	3.6	72t	30/220	77.5
OPPONENTS	456	261	3040	57.2	6.67	15	3.3	28	6.1	51t	31/224	62.9

1987 DEFENSIVE STATS

(based on coaches' film review)

	TT	UT	A	S-YDS	I-YDS	PD	FF	FR
1 Ryan	125	96	29	15-7	3-7	2	0	1
2 Humley	104	67	37	1-3	2-64	4	1	0
3 Mecklenburg	97	81	16	7-47	3-23	4	2	1
4 Lilly	95	64	31	0-0	3-29	3	1	2
5 R. Jones	88	45	43	7-59	0-0	2	0	0
6 Harden	87	63	24	0-0	4-85	8	1	0
7 Kragen	78	48	30	2-3	0-0	1	0	0
8 Fletcher	70	49	21	4-30	0-0	0	0	1
9 Bowyer	61	41	20	0-5-1	0-0	2	0	0
10 Townsend	57	42	15	1-9	0-0	0	0	0
11 Robbins	51	45	6	1-14	3-9	5	0	0
12 Winn	40	28	12	0-0	0-0	1	1	1
13 Castille	38	35	3	0-0	0-0	1	0	0
14 Wilson	36	32	4	1-8	0-0	1	0	0
15 D. Smith	35	25	10	0-0	2-21	2	0	2
16 Dennison	30	22	8	0-0	1-10	3	1	0
17 Clark	28	15	13	0-0	3-105	3	0	0
18 Joiner	26	15	11	0-0	0-0	1	0	0
19 Tupper	22	18	4	1-5-0	0-0	0	0	0
20 E. Johnson	21	14	7	0-0	0-0	1	0	0
21 S. Bryan	20	14	6	0-0	0-0	0	0	0
R. Jackson	20	14	6	0-0	0-0	0	0	0
23 Lucas	15	11	4	2-18	1-11	1	0	1
24 Gilbert	14	6	8	0-0	0-0	1	1	1
25 Fitzhugh	12	11	1	0-0	0-0	1	0	0
26 Dodge	11	9	2	0-0	0-0	0	0	0
27 Woodard	10	6	4	0-5-10	0-0	0	0	0
28 Brooks	8	5	3	1-16	0-0	0	0	1
29 Rudolph	1	0	0	0-0	0-0	0	0	0
L. Jones	6	4	2	0-0	0-0	0	0	0
31 Knox	5	4	1	0-0	0-0	0	0	0
McLean	3	3	0	0-0	0-0	0	0	0
33 Lobenstein	3	3	0	0-0	0-0	0	0	0
34 Russell	2	2	0	0-0	0-0	0	0	0
M. Smith	2	1	1	0-0	0-0	0	0	0
36 D. Jones	1	0	0	0-0	0-0	0	0	0
MacDonald	1	0	1	0-0	0-0	0	0	0
38 Haynes	0	0	0	0-3-39	3	0	0	0
Munford	0	0	0	0-0	0-0	1	2	0
Plummer	0	0	0	0-0	0-0	0	1	0
TOTALS	1,330	943	387	31-225	28-403	51	10	13

1987 GAMES STARTED

OFFENSE

QB Elway, John	12
QB Karcher, Ken	3
RB Caldwell, Scott	1
RB Dudak, Joe	8
RB Lang, Gene	8
RB Willite, Gerald	1
RB Winfield, Sammy	1
FB Bell, Ken	1
FB Micho, Bobby	1
WR Brown, Laron	1
WR Jackson, Mark	11
WR Johnson, Vance	9
WR Massie, Rick	9
WR Nattiel, Ricky	3
WR Swanson, Shane	2
WR Watson, Steve	1
TE Andrews, Mitch	3
TE Kay, Clarence	12
TE Mobley, Orson	1
C Bryan, Billy	4
C Lee, Larry	4
C Peavey, Jack	1
T Belcher, Kevin	3
T Kartz, Keith	3
T Lanier, Ken	12
T Studdard, Dave	14
G Ayers, John	5
G Bishop, Keith	12
G Hood, Winford	2
G Humphries, Stefan	7
G Jones, David	1
G/C Freeman, Mike	9

DEFENSE

DE Bowyer, Walt	4
DE Bryan, Steve	3
DE Gilbert, Freddie	3
DE Jones, Rulon	12
DE Woodard, Ray	1
NT Townsend, Andre	11
NT Tupper, Jeff	3
NT/LB Kragen, Greg	9
LB Dodge, Kirk	1
LB Fletcher, Simon	11
LB Humley, Ricky	12
LB Joiner, Tim	3
LB Lucas, Tim	3
LB Mecklenburg, Karl	12
LB Ryan, Jim	14
LB Winn, Bryant	3
CB Clark, Kevin	3
CB Harden, Mike	12
CB Haynes, Mark	12
CB Johnson, Earl	3
CB Rudolph, Martin	1
CB Wilson, Steve	5
S Fitzhugh, Steve	1
S Jackson, Roger	2
S Jones, Daryl	1
S Jones, Leonard	1
S Lilly, Tony	9
S Robbins, Randy	4
S Smith, Dennis	6

1987 COACHES

Dan Reeves (Head Coach), Marvin Bass (Special Assistant), Rubin Carter (Asst. Defensive Line), Joe Collier (Asst. Head Coach/Defense), Chan Gailey (Wide Receivers/Tight Ends), Alex Gibbs (Offensive Line), Stan Jones (Defensive Line), Al Miller (Strength/Conditioning), Myrel Moore (Linebackers), Nick Nicolau (Running Backs), Mike Nolan (Special Teams), Mike Shanahan (Off. Coordinator/QBs), Charlie West (Def. Backs).

1987 LEADERS / RANKINGS

INDIVIDUAL	PLAYER	NO.	AF C RANK	NFL RANK	NFL LEADER	NO.
Points	Karlis	91	4	6	Andersen (NO)	121
Rushing Yards	Winder	741	5	11	White (LAR)	1,374
Passing Yards	Elway	3,198	3	4	Lomax (STL)	3,387
Passer Rating	Elway	83.4	7	12	Montana (SF)	102.1
Receiving Yards	V. Johnson	684	13	25	Smith (STL)	1,117
Receptions	V. Johnson	42	23	38	Smith (STL)	91
Interceptions	Harden	4	6	15	Wilburn (WAS)	9
Sacks	R. Jones	7	10	25	White (PHI)	21
OFFENSE			AF C RANK	NFL RANK		
Points Per Game		25.3			San Francisco	30.6
Total Yards Per Game		374.9			San Francisco	399.1
Yards Per Play		5.3			San Francisco	5.7
Rushing Yards Per Game		131.3			San Francisco	139.8
Net Passing Yards Per Game		243.6			Miami	258.4
DEFENSE			AF C RANK	NFL RANK	NFL LEADER	NO.
Points Per Game		19.2	3	7	Indianapolis	15.9
Total Yards Per Game		320.9	5	9	San Francisco	273.0
Yards Per Play		5.1	9	19	Chicago	4.3
Rushing Yards Per Game		134.5	9	20	Chicago	94.2
Net Passing Yards Per Game		186.4	4	5	San Francisco	165.6

1987 KEY AWARDS

Pro Bowl (3): G Keith Bishop, QB John Elway, LB Karl Mecklenburg.
AP All-Pro (2): QB John Elway (second team), LB Karl Mecklenburg (second team). AP NFL MVP: QB John Elway.

1987 NFL STANDINGS

AFC EAST

Team	W	L	T	Pct	PF	PA
y-Indianapolis	9	6	0	.600	300	238
New England	8	7	0	.533	320	293
Miami	8	7	0	.533	362	335
Buffalo	7	8	0	.467	270	305
New York Jets	6	9	0	.400	334	360

AFC CENTRAL

Team	W	L	T	Pct	PF	PA
y-Cleveland	10	5	0	.667	390	239
x-Houston	9	6	0	.600	345	249
Pittsburgh	8	7	0	.533	285	299
Cincinnati	4	11	0	.267	285	370

AFC WEST

Team	W	L	T	Pct	PF	PA
*y-Denver	10	4	1	.700	379	288
x-Seattle	9	6	0	.600	371	314
San Diego	8	7	0	.533	253	317
L.A. Raiders	5	10	0	.333	301	289
Kansas City	4	11	0	.267	273	388

NFC EAST

Team	W	L	T	Pct	PF	PA
y-Washington	11	4	0	.733	379	285
Dallas	7	8	0	.467	340	348
St. Louis	7	8	0	.467	362	368
Philadelphia	7	8	0	.467	337	380
New York Giants	6	9	0	.400	280	312

NFC CENTRAL

Team	W	L	T	Pct	PF	PA
y-Chicago	11	4	0	.733	356	282
x-Minnesota	8	7	0	.533	336	335
Green Bay	5	9	1	.367	255	300
Tampa Bay	4	11	0	.267	286	360
Detroit	4	11	0	.267	269	384

NFC WEST

Team	W	L	T	Pct	PF	PA
*y-San Francisco	13	2	0	.867	459	253
x-New Orleans	12	3	0	.800	422	283
L.A. Rams	6	9	0	.400	317	361
Atlanta	3	12	0	.200	205	436

x - Playoffs; y - Division Title; * - Home-field Advantage

WILD CARD PLAYOFF GAMES

1/3 - at Houston 23, Seattle 20 (OT)
1/3 - Minnesota 44, at New Orleans 10

DIVISIONAL PLAYOFF GAMES

1/9 - at Cleveland 38, Indianapolis 21
1/9 - Minnesota 36, at San Francisco 24
1/10 - at Denver 34, Houston 10
1/10 - Washington 21, at Chicago 17

CONFERENCE CHAMPIONSHIPS

1/17 - at Denver 38, Cleveland 33
1/17 - at Washington 17, Minnesota 10

SUPER BOWL XXII (San Diego)

1/31 - Washington 42, Denver 10

1986 FINAL STATISTICS (II-5)

Head Coach: Dan Reeves AFC West: 1st Home Stadium: Mile High Stadium

Date	W-L	Score	Opponent	Attendance	RUSHING	No.	Yds.	Avg.	Long	TD
Sept 7	W	38-36	L.A. Raiders	75,695	Winder	240	789	3.3	31	9
Sept 15	W	21-10	at Pittsburgh	57,305	Willhite	85	365	4.3	42	5
Sept 21	W	33-7	at Philadelphia	63,839	Elway	52	257	4.9	24	1
Sept 28	W	27-20	New England	75,804	Sewell	23	123	5.3	15	1
Oct 5	W	29-14	Dallas	76,082	Lang	29	94	3.2	14	1
Oct 12	W	31-14	at San Diego	55,662	Kubiak	6	22	3.7	10	0
Oct 20	L	10-22	at New York Jets	73,759	Bell	9	17	1.9	12	0
Oct 26	W	20-13	Seattle	76,089	Johnson	5	15	3.0	6	0
Nov 2	W	21-10	at L.A. Raiders	90,153	M. Jackson	2	6	3.0	5	0
Nov 9	L	3-9	San Diego	75,012	Boddie	1	2	2.0	2	0
Nov 16	W	38-17	Kansas City	75,745	Horan	1	0	0.0	0	0
Nov 23	L	16-19	at New York Giants	75,116	Mobley	1	-1	-1.0	-1	0
Nov 30	W	34-28	Cincinnati	58,705	Norman	1	-11	-11.0	-11	0
Dec 7	L	10-37	at Kansas City	47,019	BRONCOS	455	1678	3.7	42	17
Dec 13	W	31-30	Washington	75,905	OPPONENTS	432	1651	3.8	60	13
Dec 20	L	16-41	at Seattle	63,697						

TEAM STATISTICS				Den	Opp	RECEIVING				No.	Yds.	Avg.	Long	TD
TOTAL FIRST DOWNS				319	291	Willhite				64	529	8.3	34	3
Rushing				94	93	Watson				45	699	15.5	46	3
Passing				184	177	M. Jackson				38	738	19.4	53	1
Penalty				41	21	Johnson				31	363	11.7	34	2
3RD DOWN: MADE/ATT				92/222	75/222	Winder				26	171	6.6	20	5
3rd Down Pct.				41.4	33.8	Sewell				23	294	12.8	40	1
4TH Down: Made/Att				2/5	7/15	Mobley				22	332	15.1	32	1
4th Down Pct.				40.0	46.7	Sampson				21	259	12.3	43	0
TOTAL NET YARDS				5216	467	Kay				15	195	13.0	34	1
Avg. Per Game				326.0	309.2	Lang				13	105	8.1	26	2
Total Plays				1042	1026	Hackett				3	48	16.0	19	0
Avg. Per Play				5.0	4.8	Bell				2	10	5.0	7	0
NET YARDS RUSHING				1678	1651	Wilson				1	43	43.0	43	1
Avg. Per Game				104.9	103.2	Elway				1	23	23.0	23	1
Total Rushes				455	432	Studdard				1	2	2.0	2	1
Avg. Per Rush				3.7	3.8	BRONCOS				306	3811	12.5	53	22
NET YARDS PASSING				3538	3296	OPPONENTS				301	3755	12.5	57	21
Avg. Per Game				221.1	206.0	INTERCEPTIONS				No.				
Sacked/Yards Lost				38/273	49/459	Harden				Yds.				
Gross Yards				3811	3755	Wright				Avg.				
Att./Completions				549/306	545/301	Lilly				Long				
Completion Pct.				55.7	55.2	Foley				TB				
Had Intercepted				16	18	Hunley				In20				
Avg. Per Pass Play				6.0	5.5	Dennison				Long				
PUNTS/AVERAGE				86/39.3	86/42.9	Smith				TD				
NET PUNTING AVG				33.0	34.2	Wilson				No.				
TOTAL RETURN YARDAGE				1964	2024	Yds.				Avg.				
Punt Returns/Average				48/11.5	40/9.1	TB				In20				
Kickoff Returns/Average				53/20.6	65/20.0	Long				TD				
Intercept. Ret./Average				18/17.7	16/22.7	No.				Yds.				
PENALTIES/YARDS				104/910	127/1034	Yds.				Avg.				
FUMBLES/BALL LOST				24/13	32/17	TB				In20				
TOUCHDOWNS				45	36	Long				TD				
Rushing				13	13	No.				Yds.				
Passing				21	21	Yds.				Avg.				
Returns				6	2	TB				In20				
Extra Points Made/Attempts				44/45	35/36	Long				TD				
Field Goals Made/Attempts				20/28	24/32	No.				Yds.				
TOTAL POINTS				378	327	Yds.				Avg.				

SCORE BY PERIODS				1	2	3	4	OT	Total
BRONCOS				69	131	89	89	0	378
OPPONENTS				58	92	61	116	0	327

SCORING				TD	Ru	Pa	Rt	PAT	FG	\$	PTS
Karlis				0	0	0	0	44/45	0/0	0	104
Winder				14	9	5	0	0/0	0/0	0	84
Willhite				9	5	3	1	0/0	0/0	0	54
Lang				3	1	2	0	0/0	0/0	0	18
Harden				3	0	0	3	0/0	0/0	0	18
Watson				3	0	3	0	0/0	0/0	0	18
Elway				2	1	1	0	0/0	0/0	0	12
Sewell				2	1	1	0	0/0	0/0	0	12
Johnson				2	0	2	0	0/0	0/0	0	12
Townsend				1	0	1	0	0/0	0/0	0	6
Studdard				1	0	1	0	0/0	0/0	0	6
M. Jackson				1	0	1	0	0/0	0/0	0	6
Wilson				1	0	1	0	0/0	0/0	0	6
Woodard				1	0	0	1	0/0	0/0	0	6
Kay				1	0	1	0	0/0	0/0	0	6
Mobley				1	0	1	0	0/0	0/0	0	6
Jones				0	0	0	0	0/0	0/0	1	2
TEAM				0	0	0	0	0/0	0/0	1	2
BRONCOS				45	17	22	6	44/45	20/28	2	378
OPPONENTS				36	13	21	2	35/36	24/32	0	327

PASSING				Att.	Comp.	Yds.	Comp. %	Yd./Att.	TD	TD %	Int	Int %	LG	Sack/Lost	Rtg.
Elway				504	280	3485	55.6	6.91	19	3.8	13	2.6	53	32/233	79.0
Kubiak				38	23	249	60.5	6.55	1	2.6	3	7.9	26	3/23	55.7
Willhite				4	1	11	25.0	2.75	0	0.0	0	0.0	11	0/0	39.6
Norman				1	1	43	100.0	43.00	1	100.0	0	0.0	43	0/0	158.3
Sewell				1	1	23	100.0	23.00	1	100.0	0	0.0	23	3/17	158.3
Johnson				1	0	0	0.0	0.00	0	0.0	0	0.0	0	0/0	39.5
BRONCOS				549	306	3811	55.7	6.94	22	4.0	16	2.9	53	38/273	78.7
OPPONENTS				545	301	3755	55.2	6.89	21	3.9	18	3.3	57	49/459	75.9

1986 DEFENSIVE STATS

(based on coaches' film review)

	TT	UT	A	S-YDS	I-YDS	PD	FF	FR
1 Hunley	164	99	65	0.5-0	1-22	2	2	1
2 Mecklenburg	127	83	44	9.5-96	0-0	3	1	1
3 Jones	96	52	44	13.5-152	0-0	5	1	1
4 Woodard	93	63	30	3-23	0-0	2	3	1
5 Foley	92	56	36	0-0	2-39	4	0	1
6 Ryan	91	58	33	1-5	0-0	0	1	0
7 Smith	88	66	22	1-9	1-10	12	2	1
8 Lilly	82	45	37	1-16	3-22	10	0	0
9 Wright	77	59	18	0-0	3-56	9	0	1
10 Harden	75	64	11	0-0	6-179	9	1	0
11 Townsend	70	42	28	2.5-33	0-0	0	0	1
12 Kragen	60	29	31	0-0	0-0	1	0	1
13 T. Jackson	58	45	13	0.5-0	0-0	1	1	0
14 Wilson	56	44	12	0-0	1-5	8	0	0
15 Robbins	48	40	8	4-51	0-0	6	1	2
16 Fletcher	43	26	17	5.5-41	0-0	2	0	2
17 Dennison	30	21	9	1-8	1-5	1	1	0
18 Haynes	26	16	10	0-0	0-0	1	1	0
19 Colorito	18	11	7	0-0	0-0	0	0	2
20 Gilbert	17	13	4	4-45	0-0	0	0	0
Carter	17	11	6	0-0	0-0	0	0	0
22 Hunter	3	2	1	0-0	0-0	1	0	0
23 Comeaux	1	1	0	1-9	0-0	0	2	1
TOTALS	1,432	946	486	48-488	18-318	77	17	16

1986 GAMES STARTED

OFFENSE

DEFENSE

QB Elway, John	16	DE Jones, Rulon	16
RB Lang, Gene	2	DE Townsend, Andre	16
RB Sewell, Steve	2	NT Carter, Rubin	2
RB Willhite, Gerald	12	NT Kragen, Greg	14
RB Winder, Sammy	15	LB Dennison, Rick	2
WR Jackson, Mark	1	LB Fletcher, Simon	2
WR Johnson, Vance	7	LB Hunley, Ricky	15
WR Sampson, Clint	5	LB Jackson, Tom	14
WR Watson, Steve	16	LB Mecklenburg, Karl	16
TE Hackett, Joey	4	LB Ryan, Jim	14
TE Kay, Clarence	12	LB Woodard, Ken	1
TE Mobley, Orson	3	CB Harden, Mike	16
C Bryan, Billy	16	CB Wright, Louis	16
T Lanier, Ken	16	S Foley, Steve	15
T Studdard, Dave	15	S Lilly, Tony	1
G Bishop, Keith	14	S Robbins, Randy	2
G Cooper, Mark	5	S Smith, Dennis	14
G Hood, Winford	2		
G Howard, Paul	13		

1986 COACHES

Dan Reeves (Head Coach), **Marvin Bass** (Special Assistant), **Joe Collier** (Asst. Head Coach/Defense), **Chan Gailey** (Special Teams/Tight Ends), **Alex Gibbs** (Offensive Line), **Stan Jones** (Defensive Line), **Al Miller** (Strength/Conditioning), **Myrel Moore** (Linebackers), **Nick Nicolau** (Running Backs), **Mike Shanahan** (Off. Coordinator/Quarterbacks and Wide Receivers), **Charlie West** (Def. Backs).

1986 LEADERS / RANKINGS

INDIVIDUAL	PLAYER	NO.	AFC RANK	NFL RANK	NFL LEADER	NO.
Points	Karlis	104	3	8	Franklin (NE)	140
Rushing Yards	Winder	789	7	17	Dickerson (Rams)	1,821
Passing Yards	Elway	3,485	7	9	Marino (MIA)	4,746
Passer Rating	Elway	79.0	9	11	Kramer (MIN)	92.6
Receiving Yards	M. Jackson	738	20	35	Rice (SF)	1,570
Receptions	Willhite	64	12t	19t	Christensen (Raid.)	95
Interceptions	Harden	6	5t	11t	Lott (SF)	10
Sacks	R. Jones	13.5	4	8	Taylor (NYG)	20.5
OFFENSE		NO.	AFC RANK	NFL RANK	NFL LEADER	NO.
Points Per Game		23.6	5	6	Miami	26.9
Total Yards Per Game		326.0	9	15	Cincinnati	405.6
Yards Per Play		5.0	6t	11t	Miami	6.3
Rushing Yards Per Game		104.9	7	20	Chicago	168.8
Net Passing Yards Per Game		221.1	7	10	Miami	298.7
DEFENSE		NO.	AFC RANK	NFL RANK	NFL LEADER	NO.
Points Per Game		20.4	5	15	Chicago	11.7
Total Yards Per Game		309.2	3	9	Chicago	258.1
Yards Per Play		4.8	1t	5t	Chicago	4.1
Rushing Yards Per Game		103.2	1	5	New York Giants	80.3
Net Passing Yards Per Game		206.0	7	16	St. Louis	164.8

1986 KEY AWARDS

Pro Bowl (6): G Keith Bishop, QB John Elway, DE Rulon Jones, LB Karl Mecklenburg, S Dennis Smith, RB Sammy Winder. **AP All-Pro (2):** DE Rulon Jones (first team), LB Karl Mecklenburg (first team). **Football News AFC Player of the Year:** LB Karl Mecklenburg. **UPI AFC Defensive Player of the Year:** DE Rulon Jones.

1986 NFL STANDINGS

AFC EAST

Team	W	L	T	Pct	PF	PA
y-New England	11	5	0	.688	412	307
x-New York Jets	10	6	0	.625	364	386
Miami	8	8	0	.500	430	405
Buffalo	4	12	0	.250	287	348
Indianapolis	3	13	0	.188	229	400

AFC CENTRAL

Team	W	L	T	Pct	PF	PA
*y-Cleveland	12	4	0	.750	391	310
Cincinnati	10	6	0	.625	409	394
Pittsburgh	6	10	0	.375	307	336
Houston	5	11	0	.313	274	329

AFC WEST

Team	W	L	T	Pct	PF	PA
y-Denver	11	5	0	.688	378	327
x-Kansas City	10	6	0	.625	358	326
Seattle	10	6	0	.625	366	293
L.A. Raiders	8	8	0	.500	323	346
San Diego	4	12	0	.250	335	396

NFC EAST

Team	W	L	T	Pct	PF	PA
*y-New York Giants	14	2	0	.875	371	236
x-Washington	12	4	0	.750	368	296
Dallas	7	9	0	.438	346	337
Philadelphia	5	10	1	.344	256	312
St. Louis	4	11	1	.281	218	351

NFC CENTRAL

Team	W	L	T	Pct	PF	PA
y-Chicago	14	2	0	.875	352	187
Minnesota	9	7	0	.563	398	273
Detroit	5	11	0	.313	277	326
Green Bay	4	12	0	.250	254	418
Tampa Bay	2	14	0	.125	239	473

NFC WEST

Team	W	L	T	Pct	PF	PA
y-San Francisco	10	5	1	.656	374	247
x-L.A. Rams	10	6	0	.625	309	267
Atlanta	7	8	1	.469	280	280
New Orleans	7	9	0	.438	288	287

x - Playoffs; y - Division Title; * - Home-field Advantage

WILD CARD PLAYOFF GAMES

12/28 - at New York Jets 35, Kansas City 15
12/28 - at Washington 19, L.A. Rams 7

DIVISIONAL PLAYOFF GAMES

1/3 - at Cleveland 23, New York Jets 20 (OT)
1/3 - Washington 27, at Chicago 13
1/4 - at Denver 22, New England 17
1/4 - at New York Giants 49, San Francisco 3

CONFERENCE CHAMPIONSHIPS

1/11 - Denver 23, at Cleveland 20 (OT)
1/11 - at New York Giants 17, Washington 0

SUPER BOWL XXI (PASADENA, CALIF.)

1/25 - New York Giants 39, Denver 20

1985 FINAL STATISTICS (11-5)

Head Coach: Dan Reeves AFC West: 2nd Home Stadium: Mile High Stadium

Date	W-L	Score	Opponent	Attendance	RUSHING	No.	Yds.	Avg.	Long	TD
Sept 8	L	16-20	at L.A. Rams	52,522	Winder	199	714	3.6	42	8
Sept 15	W	34-23	New Orleans	74,488	Lang	84	318	3.8	26	5
Sept 22	W	44-28	at Atlanta	37,903	Sewell	82	275	3.4	16	4
Sept 29	L	26-30	Miami	73,614	Elway	50	253	5.1	22	0
Oct 6	W	31-20	Houston	74,699	Willhite	66	237	3.6	14	0
Oct 13	W	15-10	at Indianapolis	60,128	V. Johnson	10	36	3.6	14	0
Oct 20	W	13-10	Seattle (OT)	74,899	Poole	4	12	3.0	6	0
Oct 27	W	30-10	at Kansas City	68,248	Kubiak	1	6	6.0	6	0
Nov 3	L	10-30	at San Diego	57,312	Norman	1	0	0.0	0	0
Nov 11	W	17-16	San Francisco	73,173	BRONCOS	497	1851	3.7	42	20
Nov 17	W	30-24	San Diego (OT)	74,376	OPPONENTS	475	1973	4.2	61t	10
Nov 24	L	28-31	at L.A. Raiders (OT)	63,161						
Dec 1	W	31-23	at Pittsburgh	56,797	RECEIVING	No.	Yds.	Avg.	Long	TD
Dec 8	L	14-17	L.A. Raiders (OT)	75,042	Watson	61	915	15.0	60	5
Dec 14	W	14-13	Kansas City	69,209	V. Johnson	51	721	14.1	63t	3
Dec 20	W	27-24	at Seattle	56,283	Willhite	35	297	8.5	21	1

TEAM STATISTICS				Den	Opp
TOTAL FIRST DOWNS				339	290
Rushing				113	103
Passing				192	168
Penalty				34	19
3RD DOWN: MADE/ATT				102/252	74/230
3rd Down Pct.				40.5	32.2
4TH DOWN: MADE/ATT				6/10	8/20
4th Down Pct.				60.0	40.0
TOTAL NET YARDS				5496	5179
Avg. Per Game				343.5	323.7
Total Plays				1152	1069
Avg. Per Play				4.8	4.8
NET YARDS RUSHING				1851	1973
Avg. Per Game				115.7	123.3
Total Rushes				497	475
Avg. Per Rush				3.7	4.2
NET YARDS PASSING				3645	3206
Avg. Per Game				227.8	200.4
Sacked/Yards Lost				38/307	47/378
Gross Yards				3952	3584
Att./Completions				617/277	547/277
Completion Pct.				53.3	50.6
Had Intercepted				23	24
Avg. Per Pass Play				5.6	5.4
PUNTS/AVERAGE				94/40.0	94/41.1
NET PUNTING AVG				34.0	34.3
TOTAL RETURN YARDAGE				1920	2003
Punt Returns/Average				46/9.3	36/8.6
Kickoff Returns/Average				52/23.1	64/21.0
Intercept. Ret./Average				24/12.1	23/14.4
PENALTIES/YARDS				85/677	91/953
FUMBLES/BALL LOST				24/8	22/12
TOUCHDOWNS				45	35
Rushing				20	10
Passing				23	22
Returns				2	3
Extra Points Made/Attempts				41/44	35/36
Field Goals Made/Attempts				23/28	26/33
TOTAL POINTS				380	329

SCORE BY PERIODS				1	2	3	4	OT	Total
BRONCOS				82	142	39	108	9	380
OPPONENTS				48	89	102	84	6	329

SCORING	TD	Ru	P	Rt	PAT	FG	S	PTS
Karlis	0	0	0	0	41/44	23/38	0	110
Winder	8	8	0	0	0/0	0/0	0	48
Lang	7	5	2	0	0/0	0/0	0	42
Sewell	5	4	1	0	0/0	0/0	0	30
Watson	5	0	5	0	0/0	0/0	0	30
Willhite	4	3	1	0	0/0	0/0	0	24
Sampson	4	0	4	0	0/0	0/0	0	24
V. Johnson	3	0	3	0	0/0	0/0	0	18
B. Johnson	3	0	3	0	0/0	0/0	0	18
Kay	3	0	3	0	0/0	0/0	0	18
Harden	1	0	0	1	0/0	0/0	0	6
J. Wright	1	0	1	0	0/0	0/0	0	6
L. Wright	1	0	0	1	0/0	0/0	0	6
BRONCOS	45	20	23	2	41/44	23/38	0	380
OPPONENTS	36	10	22	4	35/36	26/33	0	329

PASSING	Att.	Comp.	Yds.	Comp.%	Yd./Att.	TD	TD%	Int	Int%	LG	Sack/Lost	Rtg.
Elway	605	327	3891	54.0	6.43	22	3.6	23	3.8	65t	38/307	70.0
Kubiak	5	2	61	40.0	12.20	1	20.0	0	0.0	54t	0/0	125.7
Willhite	3	0	0	0.0	0.00	0	0.0	0	0.0	0	0/0	39.5
Norman	1	0	0	0.0	0.00	0	0.0	0	0.0	0	0/0	39.5
Winder	1	0	0	0.0	0.00	0	0.0	0	0.0	0	0/0	39.5
Sewell	1	0	0	0.0	0.00	0	0.0	0	0.0	0	0/0	39.5
V. Johnson	1	0	0	0.0	0.00	0	0.0	0	0.0	0	0/0	39.5
BRONCOS	617	329	3952	53.3	6.41	23	3.7	23	3.7	65t	38/307	70.0
OPPONENTS	547	277	3584	50.6	6.55	22	4.0	24	4.4	73	47/378	66.5

RECEIVING	No.	Yds.	Avg.	Long	TD
Watson	61	915	15.0	60	5
V. Johnson	51	721	14.1	63t	3
Willhite	35	297	8.5	21	1
Winder	31	197	6.4	24	0
Kay	29	339	11.7	27	3
J. Wright	28	246	8.8	30	1
Sampson	26	432	16.6	46	4
Sewell	24	224	9.3	54t	1
Lang	23	180	7.8	24	2
B. Johnson	19	380	20.0	65t	3
Cooper	1	13	13.0	13	0
Barber	1	8	8.0	8	0
BRONCOS	329	3952	12.0	65t	23
OPPONENTS	277	3584	12.9	73	22

INTERCEPTIONS	No.	Yds.	Avg.	Long	TD
Harden	5	100	20.0	42t	1
L. Wright	5	44	8.8	24	0
Foley	3	47	15.7	29	0
D. Smith	3	46	15.3	39	0
Wilson	3	8	2.7	8	0
Lilly	2	4	2.0	4	0
Hunter	1	20	20.0	20	0
Woodard	1	18	18.0	18	0
Robbins	1	3	3.0	3	0
BRONCOS	24	290	12.1	42t	1
OPPONENTS	23	332	14.4	69t	2

PUNTING	No.	Yds.	Avg.	TB	In20	Long	B
Norman	92	3764	40.9	12	16	61	—
Team	2	0	0.0	0	0	0	0
BRONCOS	94	3764	40.0	12	16	61	2
OPPONENTS	94	3868	41.1	11	19	68	2

PUNT RETURNS	No.	FC	Yds.	Avg.	Long	TD
V. Johnson	30	6	260	8.7	38	0
Willhite	16	5	169	10.6	18	0
BRONCOS	46	11	429	9.3	38	0
OPPONENTS	38	17	325	8.6	30	0

KICKOFF RETURNS	No.	Yds.	Avg.	Long	TD
V. Johnson	30	740	24.7	39	0
Lang	17	361	21.2	33	0
Willhite	2	40	20.0	20	0
Hunter	2	33	16.5	18	0
Sewell	1	29	29.0	29	0
BRONCOS	52	1203	23.1	39	0
OPPONENTS	64	1346	21.0	98t	1

FIELD GOAL BREAKDOWN	Distance	1-19	20-29	30-39	40-49	50+	Total
Karlis	2/2	7/9	6/11	8/11	0/5	23/38	
OPPONENTS	1/1	11/11	10/10	3/8	1/3	26/33	

KARLIS: (24G) (43G,48G) (42G,25G,47G) (43G, 34G) (37G,51N,51N) (43N,32G,30G,18G,28N) (33N,52N,56N,45G,24G) (24G,23G,19G) (38N,50N,36G) (48N,24G) (28N,34G) (49N) (42G,39N) (35N) () (25G,34N,43G)

SACKS: Mecklenburg 13, Jones 10, Chavous 6, Townsend 5, D. Smith 4, Woodard 3, Kragen 2, Fletcher 1, Carter 1, Harden 1, Ryan 1, **TOTAL 47.0**

1985 DEFENSIVE STATS

(based on unofficial press box statistics)

	TT	UT	A	S-YDS	I-YDS	PD	FF	FR
1 Harden	82	72	10	1-11	5-100	18	0	2
2 Busick	81	64	17	0-0	0-0	2	0	1
3 Woodard	79	70	9	3-32	1-18	3	0	0
4 Jones	68	58	10	10-84	0-0	1	1	3
5 Lilly	67	54	13	0-0	2-4	4	1	1
6 Smith	66	54	12	4-27	3-46	17	1	0
7 Mecklenburg	65	60	5	13-103	0-0	4	5	1
8 Ryan	58	52	6	1-8	0-0	3	0	0
9 Foley	48	38	10	0-0	3-47	7	0	0
10 Carter	47	39	8	1-7	0-0	1	1	0
11 L. Wright	44	41	3	0-0	5-44	15	0	1
12 Townsend	30	27	3	5-46	0-0	3	0	0
13 Chavous	29	23	6	6-34	0-0	0	0	2
14 T. Jackson	28	19	9	0-0	0-0	1	0	0
15 Dennison	25	22	3	0-0	0-0	0	1	0
Wilson	25	22	3	0-0	3-8	12	0	1
17 Hunter	23	19	4	0-0	1-20	1	0	0
18 Hunley	19	18	1	0-0	0-0	2	0	0
19 Fletcher	17	12	5	1-11	0-0	0	0	0
20 Robbins	16	16	0	0-0	1-3	4	0	0
21 Kragen	13	11	2	2-15	0-0	0	0	0
22 Comeaux	6	6	0	0-0	0-0	0	0	0
TOTALS	936	797	139	47-378	24-290	98	10	12

1985 GAMES STARTED

OFFENSE	DEFENSE
QB Elway, John	16 DE Chavous, Barney
RB Lang, Gene	2 DE Jones, Rulon
RB Sewell, Steve	2 DE Townsend, Andre
RB Willhite, Gerald	4 NT Carter, Rubin
RB Winder, Sammy	12 NT Kragen, Greg
WR Johnson, Butch	7 LB Busick, Steve
WR Johnson, Vance	8 LB Dennison, Rick
WR Watson, Steve	15 LB Fletcher, Simon
TE Barber, Mike	1 LB Hunley, Ricky
TE Kay, Clarence	16 LB Jackson, Tom
TE Wright, James	12 LB Mecklenburg, Karl
C Bryan, Billy	16 LB Ryan, Jim
T/TE Cooper, Mark	2 LB Woodard, Ken
T Lanier, Ken	16 CB/S Harden, Mike
T Studdard, Dave	15 CB Wilson, Steve
G Bishop, Keith	14 CB Wright, Louis
G Hood, Winford	3 S Foley, Steve
G Howard, Paul	15 S Lilly, Tony
	S Robbins, Randy
	S Smith, Dennis

1985 COACHES

Dan Reeves (Head Coach), **Marvin Bass** (Special Assistant), **Joe Collier** (Asst. Head Coach/Defense), **Chan Gailey** (Special Teams/Defensive Asst.), **Alex Gibbs** (Head Offensive Line), **Stan Jones** (Defensive Line), **Al Miller** (Strength/Conditioning), **Myrel Moore** (Linebackers), **Nick Nicolau** (Running Backs), **Mike Shanahan** (Offensive Coordinator/Quarterbacks and Wide Receivers), **Doc Ulrich** (Tight Ends/Asst. Offensive Line), **Charlie West** (Defensive Backs).

1985 LEADERS / RANKINGS

INDIVIDUAL	PLAYER	NO.	AFC RANK	NFL RANK	NFL LEADER	NO.
Points	Karlis	110	6	8	Butler (CHI)	144
Rushing Yards	Winder	714	14	27	Allen (Raid.)	1,759
Passing Yards	Elway	3,891	2	2	Marino (MIA)	4,137
Passer Rating	Elway	70.2	8	17	O'Brien (NYJ)	96.2
Receiving Yards	Watson	915	14	22	Largent (SEA)	1,287
Receptions	Watson	61	14	24	Craig (SF)	92
Interceptions	Harden/L. Wright	5	12	21	Walls (DAL)	9
Sacks	Mecklenburg	13	4	8	Dent (CHI)	17
OFFENSE	NO.	AFC RANK	NFL RANK	NFL LEADER	NO.	
Points Per Game	23.8	4	7	San Diego	29.2	
Total Yards Per Game	343.5	6	10	San Diego	408.4	
Yards Per Play	4.8	11	20	San Diego	5.9	
Rushing Yards Per Game	115.7	8	16	Chicago	172.6	
Net Passing Yards Per Game	227.8	4	6	San Diego	304.4	
DEFENSE	NO.	AFC RANK	NFL RANK	NFL LEADER	NO.	
Points Per Game	20.6	7	13	Chicago	12.4	
Total Yards Per Game	323.7	7	13	Chicago	258.4	
Yards Per Play	4.8	5	9	New York Giants	4.2	
Rushing Yards Per Game	123.3	7	13	Chicago	82.4	
Net Passing Yards Per Game	200.4	6	14	Washington	171.6	

1985 KEY AWARDS

Pro Bowl (4): DE Rulon Jones, LB Karl Mecklenburg, S Dennis Smith, CB Louis Wright. **AP All-Pro (2):** DE Rulon Jones (second team), LB Karl Mecklenburg (first team).

AFC EAST

Team	W	L	T	Pct	PF	PA
y-Miami	12	4	0	.750	428	320
x-New York Jets	11	5	0	.688	393	264
x-New England	11	5	0	.688	362	290
Indianapolis	5	11	0	.313	320	386
Buffalo	2	14	0	.125	200	381

AFC CENTRAL

Team	W	L	T	Pct	PF	PA
y-Cleveland	8	8	0	.500	287	294
Cincinnati	7	9	0	.438	441	437
Pittsburgh	7	9	0	.438	379	355
Houston	5	11	0	.313	284	412

AFC WEST

Team	W	L	T	Pct	PF	PA
*y-L.A. Raiders	12	4	0	.750	354	308
Denver	11	5	0	.688	380	329
Seattle	8	8	0	.500	349	303
San Diego	8	8	0	.500	467	435
Kansas City	6	10	0	.375	317	360

NFC EAST

Team	W	L	T	Pct	PF	PA
y-Dallas	10	6	0	.625	357	333
x-New York Giants	10	6	0	.625	399	283
Washington	10	6	0	.625	297	312
Philadelphia	7	9	0	.438	286	310
St. Louis	5	11	0	.313	278	414

NFC CENTRAL

Team	W	L	T	Pct	PF	PA
*y-Chicago	15	1	0	.938	456	198
Green Bay	8	8	0	.500	337	355
Minnesota	7	9	0	.438	346	359
Detroit	7	9	0	.438	307	366
Tampa Bay	2	14	0	.125	294	448

NFC WEST

Team	W	L	T	Pct	PF	PA
y-L.A. Rams	11	5	0	.688	340	277
x-San Francisco	10	6	0	.625	411	263
New Orleans	5	11	0	.313	294	401
Atlanta	4	12	0	.250	282	452

x - Wild Card Qualifier; y - Division Title; * - Home-field Advantage

WILD CARD PLAYOFF GAMES

12/28 - New England 26, at New York Jets 14
12/29 - at New York Giants 17, San Francisco 3

DIVISIONAL PLAYOFF GAMES

1/4 - at Miami 24, Cleveland 21
1/4 - at L.A. Rams 20, Dallas 0
1/5 - New England 27, at L.A. Raiders 20
1/5 - at Chicago 21, New York Giants 0

CONFERENCE CHAMPIONSHIPS

1/12 - New England 31, at Miami 14
1/12 - at Chicago 24, L.A. Rams 0

SUPER BOWL XX (NEW ORLEANS)

1/26 - Chicago 46, New England 10

1984 FINAL STATISTICS (13-3)

Head Coach: Dan Reeves AFC West: 1st Home Stadium: Mile High Stadium

Date	W-L	Score	Opponent	Attendance	RUSHING	No.	Yds.	Avg.	Long	TD
Sept 2	W	20-17	Cincinnati	74,178	Winder	296	1153	3.9	24	4
Sept 9	L	0-27	at Chicago	54,335	Willhite	77	371	4.8	52	2
Sept 16	W	24-14	at Cleveland	61,980	Elway	56	237	4.2	21	1
Sept 23	W	21-0	Kansas City	74,263	Parros	46	208	4.5	25	2
Sept 30	W	16-13	L.A. Raiders	74,833	Lang	8	42	5.3	15	2
Oct 7	W	28-7	at Detroit	55,836	Brewer	10	28	2.8	8	0
Oct 15	W	17-14	Green Bay	62,546	Kubiak	9	27	3.0	17	1
Oct 21	W	37-7	at Buffalo	31,204	Myles	5	7	1.4	2	0
Oct 28	W	22-19	at L.A. Raiders (OT)	91,020	Johnson	1	3	3.0	3	0
Nov 4	W	26-19	New England	74,908	BRONCOS	508	2076	4.1	52	12
Nov 11	W	16-13	at San Diego	53,162	OPPONENTS	435	1664	3.8	72	10
Nov 18	W	42-21	Minnesota	74,716	RECEIVING	No.	Yds.	Avg.	Long	TD
Nov 25	L	24-27	Seattle	74,922	Watson	69	1170	17.0	73	7
Dec 2	L	13-16	at Kansas City	38,494	Winder	44	288	6.5	21	2
Dec 9	W	16-13	San Diego	74,867	Johnson	42	587	14.0	49	6
Dec 15	W	31-14	at Seattle	64,411	Willhite	27	298	11.0	63	0

TEAM STATISTICS				Den	Opp
TOTAL FIRST DOWNS				299	311
Rushing				121	90
Passing				152	206
Penalty				26	15
3RD DOWN: MADE/ATT				68/240	84/240
3rd Down Pct.				32.9	35.0
4TH DOWN: MADE/ATT				6/7	8/23
4th Down Pct.				85.7	34.8
TOTAL NET YARDS				4935	5687
Avg. Per Game				308.4	355.4
Total Plays				1018	1123
Avg. Per Play				4.8	5.1
NET YARDS RUSHING				2076	1664
Avg. Per Game				129.8	104.0
Total Rushes				508	435
Avg. Per Rush				4.1	3.8
NET YARDS PASSING				2859	4023
Avg. Per Game				178.7	251.4
Sacked/Yards Lost				35/257	57/430
Gross Yards				3116	4453
Att./Completions				475/263	632/346
Completion Pct.				55.4	54.7
Had Intercepted				17	31
Avg. Per Pass Play				5.8	5.8
PUNTS/AVERAGE				96/40.1	81/41.5
NET PUNTING AVG				35.4	35.1
TOTAL RETURN YARDAGE				1725	1700
Punt Returns/Average				41/7.8	44/7.5
Kickoff Returns/Average				45/19.9	55/21.5
Intercept. Ret./Average				31/16.5	17/11.1
PENALTIES/YARDS				78/636	104/891
FUMBLES/BALL LOST				36/17	44/24
TOUCHDOWNS				42	26
Rushing				12	10
Passing				22	16
Returns				8	0
Extra Points Made/Attempts				38/41	26/26
Field Goals Made/Attempts				21/28	19/33
TOTAL POINTS				353	241

SCORE BY PERIODS						1	2	3	4	OT	Total
BRONCOS						75	125	68	82	3	353
OPPONENTS						49	74	45	73	0	241

SCORING											
TD	Ru	Pa	Rt	PAT	FG	S	Pts				
Karlis	0	0	0	0	38/41	21	101				
Watson	7	0	7	0	0/0	0	42				
Winder	6	4	2	0	0/0	0	36				
Johnson	6	0	6	0	0/0	0	36				
Lang	3	2	1	0	0/0	0	18				
Kay	3	0	3	0	0/0	0	18				
Parros	2	2	0	0	0/0	0	12				
Foley	2	0	0	2	0/0	0	12				
Willhite	2	2	0	0	0/0	0	12				
Kubiak	1	1	0	0	0/0	0	6				
Robbins	1	0	0	1	0/0	0	6				
Smith	1	0	0	1	0/0	0	6				
Woodard	1	0	0	1	0/0	0	6				
Jones	1	0	0	1	0/0	0	6				
Alexander	1	0	0	1	0/0	0	6				
Harden	1	0	0	1	0/0	0	6				
Sampson	1	0	1	0	0/0	0	6				
L. Wright	1	0	0	1	0/0	0	6				
J. Wright	1	0	1	0	0/0	0	6				
Elway	1	1	0	0	0/0	0	6				
BRONCOS	42	12	22	8	38/41	21/28	0 353				
OPPONENTS	26	10	16	0	26/26	19/33	1 241				

PUNTING											
No.	Yds.	Avg.	TD	In20	Long	B					
Norman	96	3850	40.1	6	16	83					
OPPONENTS	81	3361	41.5	10	20	62					

PUNT RETURNS											
No.	FC	Yds.	Avg.	Long	TD						
Willhite	20	9	200	10.0	35						
Thomas	20	4	118	9.9	15						
Wilson	1	0	0	0.0	0						
BRONCOS	41	13	318	7.8	35						
OPPONENTS	44	25	330	7.5	24						

KICKOFF RETURNS											
No.	Yds.	Avg.	Long	TD							
Lang	19	404	21.3	38							
Thomas	18	351	19.5	33							
Willhite	4	109	27.3	40							
Dennison	2	27	13.5	16							
Harden	1	4	4.0	4							
Smith	1	2	2.0	2							
BRONCOS	45	897	19.9	40							
OPPONENTS	55	1181	21.5	62							

FIELD GOAL BREAKDOWN											
Distance	1-19	20-29	30-39	40-49	50+	Total					
Karlis	1/1	6/7	7/8	6/9	1/3	21/28					
OPPONENTS	1/1	4/7	3/8	10/13	1/4	19/33					

KARLIS: (1) (50N) (25G) (46N) (27G,32G,19G) (51N) (30G) (45G,40G,45G) (41G,24G,42N,35G) (1) (44G,45G,34N,37G) (1) (27G,25N) (22G,37G, 42N) (30G,50G,28G) (34G)

SACKS: Jones 11, Chavous 7.5, Mecklenburg 7, T. Jackson 6, Townsend 5, Carter 3, Bowyer 3, Dennison 3, Ryan 3, Woodard 3, Busick 1, Comeaux 1, Garnett 1, Robbins 1, D. Smith 1, Wilson 0.5, **TOTAL 57.0**

PASSING												
	Att.	Comp.	Yds.	Comp.%	Yd./Att.	TD	TD%	Int	Int%	LG	Sack/Lost	Rtg.
Elway	380	214	2598	56.3	6.84	18	4.7	15	3.9	73	24/158	78.6
Kubiak	75	44	440	58.7	5.87	4	5.3	1	1.3	41	10/86	77.6
Stankavage	18	4	58	22.2	3.22	0	0.0	1	5.6	16	1/13	17.1
Willhite	2	1	20	50.0	10.00	0	0.0	0	0.0	20	0/0	85.3
BRONCOS	475	263	3116	55.4	6.56	22	4.6	17	3.6	73	35/257	75.8
OPPONENTS	632	346	4453	54.7	7.05	16	2.5	31	4.9	80t	57/430	64.9

1984 DEFENSIVE STATS

(based on coaches' film review)

	TT	UT	A	S-YDS	I-YDS	PD	FR
1 Busick	195	112	83	1-9	2-21	4	1
2 Foley	167	108	59	0-0	6-97	10	2
3 Dennison	164	104	60	3-11	0-0	3	0
4 T. Jackson	141	89	52	6-45	0-0	13	1
5 Wright	113	98	15	0-0	1-1	14	2
6 Ryan	106	59	47	3-25	1-13	2	1
7 Jones	105	50	55	11-83	0-0	1	2
8 Harden	97	70	27	0-0	6-79	18	2
9 D. Smith	92	68	24	1-9	3-13	9	1
10 Carter	84	53	31	3-20	0-0	0	3
11 Chavous	66	40	26	7.5-42	0-0	1	0
12 Bowyer	58	35	23	3-21	0-0	0	1
13 Townsend	51	32	19	5-36	0-0	0	1
14 Woodward	49	30	19	3-32	1-27	3	0
15 Wilson	46	38	8	0.5-0	4-59	2	1
16 Mecklenburg	41	35	6	7-80	2-105	2	1
17 Garnett	41	24	17	1-6	0-0	4	1
18 Robbins	28	19	9	1-9	2-62	9	1
19 R. Jackson	17	12	5	0-0	1-23	2	0
20 Comeaux	10	7	3	1-12	1-5	0	1
21 Manor	5	2	3	0-0	0-0	0	0
22 Lilly	3	2	1	0-0	1-5	0	1
23 Hunley	1	1	0	0-0	0-0	0	0
24 A. Smith	1	1	0	0-0	0-0	0	0
TOTALS	1,681	1,089	592	57-440	31-510	97	23

1984 GAMES STARTED

OFFENSE

		DEFENSE	
QB Elway, John	14	DE Bowyer, Walt	1
QB Kubiak, Gary	2	DE Chavous, Barney	15
RB Parros, Rick	2	DE Jones, Ron	16
RB Summers, Don	1	NT Carter, Rubin	15
RB Willhite, Gerald	1	NT Garnett, Scott	1
RB Winder, Sammy	15	LB Busick, Steve	16
WR Johnson, Butch	11	LB Dennison, Rick	15
WR Sampson, Clint	3	LB Jackson, Tom	16
WR Watson, Steve	15	LB Mecklenburg, Karl	1
WR Wilson, Steve	1	LB Ryan, Jim	14
TE Kay, Clarence	13	LB Woodward, Ken	2
TE Sawyer, John	8	CB Harden, Mike	16
TE Wright, Jim	9	CB Wilson, Steve	1
C Bryan, Billy	16	CB Wright, Louis	15
T Hood, Winford	2	S Foley, Steve	16
T Lanier, Ken	15	S Robbins, Randy	1
T Studdard, Dave	16	S Smith, Dennis	15
G Bishop, Keith	14		
G Cooper, Mark	4		
G Howard, Paul	14		

1984 COACHES

Dan Reeves (Head Coach), **Marvin Bass** (Head Offensive Line), **Joe Collier** (Asst. Head Coach/Defense), **Alex Gibbs** (Offensive Line), **L.J. Gorman** (Strength/Conditioning), **Stan Jones** (Defensive Line), **Myrel Moore** (Linebackers), **Nick Nicolau** (Running Backs), **Fran Polisfoot** (Tight Ends/Special Teams), **Mike Shanahan** (Wide Receivers), **Charlie West** (Defensive Backs).

1984 LEADERS / RANKINGS

INDIVIDUAL	PLAYER	NO.	AFC RANK	NFL RANK	NFL LEADER	NO.
Points	Karlis	101	6	121	Werschling (SF)	131
Rushing Yards	Winder	1,153	3	11	Dickerson (Rams)	1,808
Passing Yards	Elway	2,598	7	15	Marino (MIA)	5,084
Passer Rating	Elway	76.8	8	16	Marino (MIA)	108.9
Receiving Yards	Watson	1,170	4	7	Green (STL)	1,555
Receptions	Watson	69	6t	14t	Monk (WAS)	106
Interceptions	Foley/Harden	6	5t	11t	Easley (SEA)	10
Sacks	Jones	11	14t	24t	Gastineau (NYJ)	22
OFFENSE		NO.	AFC RANK	NFL RANK	NFL LEADER	NO.
Points Per Game		22.1	7	11	Miami	32.1
Total Yards Per Game		308.4	10	22	Miami	433.5
Yards Per Play		4.8	11	20t	Miami	6.5
Rushing Yards Per Game		129.8	4	10	Chicago	185.9
Net Passing Yards Per Game		178.7	13	24	Miami	313.6
DEFENSE		NO.	AFC RANK	NFL RANK	NFL LEADER	NO.
Points Per Game		15.1	1	2	San Francisco	14.2
Total Yards Per Game		355.4	12	25	Chicago	241.4
Yards Per Play		5.1	8t	16t	L.A. Raiders	4.3
Rushing Yards Per Game		104.0	2	5	Chicago	86.1
Net Passing Yards Per Game		251.4	13	27	New Orleans	153.3

1984 KEY AWARDS

Pro Bowl (1): RB Sammy Winder. **Sports Illustrated NFL Coach of the Year:** Dan Reeves. **K.C. 101 Club AFC Coach of the Year:** Dan Reeves.

1984 NFL STANDINGS

AFC EAST

Team	W	L	T	Pct	PF	PA
*y-Miami	14	2	0	.875	513	298
New England	9	7	0	.563	362	352
New York Jets	7	9	0	.438	332	364
Indianapolis	4	12	0	.250	239	414
Buffalo	2	14	0	.125	250	454

AFC CENTRAL

Team	W	L	T	Pct	PF	PA
y-Pittsburgh	9	7	0	.563	387	310
Cincinnati	8	8	0	.500	339	339
Cleveland	5	11	0	.313	250	297
Houston	3	13	0	.188	240	437

AFC WEST

Team	W	L	T	Pct	PF	PA
y-Denver	13	3	0	.813	353	241
x-Seattle	12	4	0	.750	418	282
x-L.A. Raiders	11	5	0	.688	368	278
Kansas City	8	8	0	.500	314	324
San Diego	7	9	0	.438	394	413

NFC EAST

Team	W	L	T	Pct	PF	PA
y-Washington	11	5	0	.688	426	310
x-New York Giants	9	7	0	.563	299	301
St. Louis	9	7	0	.563	423	345
Dallas	9	7	0	.563	308	308
Philadelphia	6	9	1	.406	278	320

NFC CENTRAL

Team	W	L	T	Pct	PF	PA
y-Chicago	10	6	0	.625	325	248
Green Bay	8	8	0	.500	390	309
Tampa Bay	6	10	0	.375	335	380
Detroit	4	11	1	.281	283	408
Minnesota	3	13	0	.188	276	484

NFC WEST

Team	W	L	T	Pct	PF	PA
*y-San Francisco	15	1	0	.938	475	227
x-L.A. Rams	10	6	0	.625	346	316
New Orleans	7	9	0	.438	298	361
Atlanta	4	12	0	.250	281	382

x - Wild Card Qualifier; y - Division Title; * - Home-field Advantage

WILD CARD PLAYOFF GAMES

12/22 - at Seattle 13, L.A. Raiders 7

12/23 - New York Giants 16, at L.A. Rams 13

DIVISIONAL PLAYOFF GAMES

12/29 - at Miami 31, Seattle 10

12/29 - at San Francisco 21, New York Giants 10

12/30 - Pittsburgh 24, at Denver 17

12/30 - Chicago 23, at Washington 19

CONFERENCE CHAMPIONSHIPS

1/6 - at Miami 45, Pittsburgh 28

1/6 - at San Francisco 23, Chicago 0

SUPER BOWL XIX (STANFORD, CALIF.)

1/20 - San Francisco 38, Miami 16

1983 FINAL STATISTICS (9-7)

Head Coach: Dan Reeves AFC West: 3rd Home Stadium: Mile High Stadium

Date	W-L	Score	Opponent	Attendance	RUSHING	No.	Yds.	Avg.	Long	TD
Sept 4	W	14-10	at Pittsburgh	58,233	Winder	196	757	3.9	52	3
Sept 11	W	17-10	at Baltimore	52,613	Poole	81	246	3.0	19	4
Sept 18	L	10-13	Philadelphia	74,202	Preston	57	222	3.9	28	1
Sept 25	L	7-22	L.A. Raiders	74,289	Willhite	43	188	4.4	24t	3
Oct 2	L	14-31	at Chicago	58,210	Elway	28	146	5.2	23	1
Oct 9	W	26-14	at Houston	58,210	Parros	30	96	3.2	13	1
Oct 16	W	24-17	Cincinnati	74,305	Myles	8	52	6.5	16	0
Oct 23	W	14-6	San Diego	74,581	DeBerg	13	28	2.2	11	1
Oct 30	W	27-24	Kansas City	74,640	Upchurch	6	19	3.2	9	0
Nov 6	L	19-27	at Seattle	61,189	Kubiak	4	17	4.3	8	1
Nov 13	L	20-22	at L.A. Raiders	51,945	Watson	3	17	5.7	10	0
Nov 20	W	38-27	Seattle	74,710	Prestridge	1	7	7.0	7	0
Nov 27	L	7-31	at San Diego	43,650	J. Wright	1	-11	-11.0	-11	0
Dec 4	W	27-6	Cleveland	70,912	BRONCOS	471	1784	3.8	52	15
Dec 11	W	21-19	Baltimore	74,854	OPPONENTS	509	1938	3.8	29	14
Dec 18	L	17-48	at Kansas City	11,377						

TEAM STATISTICS		Den	Opp	RECEIVING		No.	Yds.	Avg.	Long	TD
TOTAL FIRST DOWNS		292	321	Watson	59	1133	19.2	78t	5	2
Rushing		99	119	Upchurch	40	639	16.0	40	2	5
Passing		155	185	Winder	23	150	6.5	17	0	0
Penalty		38	17	Egloff	20	205	10.3	32	2	0
3RD DOWN: MADE/ATT		68/213	92/235	Poole	20	184	9.2	23	0	0
3rd Down Pct.		31.9	39.1	Preston	17	137	8.1	25	1	1
TOTAL NET YARDS		4811	5609	Willhite	14	153	10.9	26t	1	0
Avg. Per Game		300.7	350.6	J. Wright	13	134	10.3	23	0	0
Total Plays		1025	1099	Thomas	12	182	15.2	44	0	0
Avg. Per Play		4.7	5.1	Parros	12	126	10.5	33t	2	2
NET YARDS RUSHING		1784	1938	Sampson	10	200	20.0	49t	3	3
Avg. Per Game		111.5	121.1	Myles	7	119	17.0	33	1	1
Total Rushes		471	509	Odums	4	62	15.5	21	0	0
Avg. Per Rush		3.8	3.8	Sawyer	3	42	14.0	17	0	0
NET YARDS PASSING		3027	3671	BRONCOS		254	3466	13.6	78t	17
Avg. Per Game		189.2	229.4	OPPONENTS		307	3988	13.0	72t	18
Sacked/Yards Lost		55/439	38/317							

Gross Yards	3466	3988	INTERCEPTIONS	No.	Yds.	Avg.	Long	TD						
Att./Completions	499/254	552/307												
Completion Pct.	50.9	55.6							L. Wright	6	50	8.3	34	0
Had Intercepted	22	27							Wilson	5	91	18.2	36	0
Avg. Per Pass Play	5.5	6.2							Foley	5	28	5.6	16	0
PUNTS/AVERAGE	87/41.6	77/44.2	Harden	4	127	31.8	48	0						
NET PUNTING AVG	34.0	36.2	Smith	4	39	9.8	23	0						
TOTAL RETURN YARDAGE	1852	1629	R. Jackson	1	15	15.0	15	0						
Punt Returns/Average	38/11.1	55/9.5	Gradishar	1	5	5.0	5	0						
Kickoff Returns/Average	56/19.2	46/17.9	T. Jackson	1	0	0.0	0	0						
Intercept. Ret./Average	27/13.1	22/12.8	BRONCOS	27	355	13.1	48	0						
PENALTIES/YARDS	100/804	138/1097	OPPONENTS	22	281	12.8	58t	3						

FUMBLES/BALL LOST					34/19	46/20							
TOUCHDOWNS					34	36							
Rushing					15	14							
Passing					17	18							
Returns					2	4							
Extra Points Made/Attempts					33/34	34/35							
Field Goals Made/Attempts					21/25	25/33							
TOTAL POINTS					302	327							
SCORE BY PERIODS					1	2	3	4	OT		TOTAL		
BRONCOS					41	80	39	142	0	302			
OPPONENTS					85	87	76	79	0	327			
PUNTING							No.	Yds.	Avg.	TD	In20	Long	B
Prestridge							87	3620	41.6	7	19	68	—
OPPONENTS							77	3406	44.2	10	18	68	—
PUNT RETURNS							No.	FC	Yds.	Avg.	Long	TD	
Thomas							33	9	368	11.2	70t	1	
Upchurch							4	1	52	13.0	17	0	
L. Wright							1	0	0	0.0	0	0	
BRONCOS							38	10	420	11.1	70t	1	
OPPONENTS							55	8	524	9.5	34t	0	

SCORING										KICKOFF RETURNS				
	TD	Ru	Pa	Rt	PAT	FG	S	Pts		No.	Yds.	Avg.	Long	TD
Karlis	0	0	0	0	33/34	21/25	0	96	Thomas	28	573	20.5	42	0
Watson	5	0	5	0	0/0	0/0	0	30	Wilson	24	485	20.2	32	0
Poole	4	4	0	0	0/0	0/0	0	24	Studdard	2	8	4.0	8	0
Willnite	4	3	1	0	0/0	0/0	0	24	Harden	1	9	9.0	9	0
Parros	3	1	2	0	0/0	0/0	0	18	T. Jackson	1	2	2.0	2	0
Sampson	3	0	3	0	0/0	0/0	0	18	BRONCOS	56	1077	19.2	42	0
Winder	3	3	0	0	0/0	0/0	0	18	OPPONENTS	46	824	17.9	42	0
Egloff	2	0	2	0	0/0	0/0	0	12						

Preston	2	1	1	0	0/0	0/0	0	12	FIELD GOAL BREAKDOWN Distance 1-19 20-29 30-39 40-49 50+ Total Karlis 0/0 7/8 7/9 6/7 1/1 21/25 OPPONENTS 2/2 8/9 6/8 7/8 2/6 25/33
Upchurch	2	0	2	0	0/0	0/0	0	12	
Chavous	1	0	0	1	0/0	0/0	0	6	
DeBerg	1	1	0	0	0/0	0/0	0	6	
Elway	1	1	0	0	0/0	0/0	0	6	
	1	1	0	0	0/0	0/0	0	6	

PASSING					Rtg.				
	Att.	Comp.	Yds.	Comp.%	Yd./Att.	TD	TD%	Int	Int%
Elway	259	123	1663	47.5	6.42	7	2.7	14	5.4
DeBerg	215	119	1617	55.3	7.52	9	4.2	7	3.3
Kubiak	22	12	186	54.5	8.45	1	4.5	1	4.5
Upchurch	2	0	0	0.0	0.00	0	0.0	0	0.0
Willhite	1	0	0	0.0	0.00	0	0.0	0	0.0
BRONCOS	499	254	3466	50.9	6.95	17	3.4	22	4.4
OPPONENTS	552	307	3988	55.6	7.22	18	3.3	27	4.9

LG					Sack/Lost				
Elway	49t	28/218	54.9						
DeBerg	54	25/201	79.7						
Kubiak	78t	2/20	78.9						
Upchurch	0	0/0	39.5						
Willhite	0	0/0	39.5						
BRONCOS	78t	55/439	66.4						
OPPONENTS	72t	38/317	69.0						

1983 DEFENSIVE STATS

(based on coaches' film review)

	TT	UT	A	S-YDS	I-YDS	FR
1 Gradishar	224	133	91	2.5-20	1-5	3
2 Busick	130	71	59	2-16	0-0	0
3 Foley	124	85	39	0-0	5-28	1
T. Jackson	124	77	47	5.5-59	1-0	2
5 D. Smith	114	79	35	5-32	4-39	0
6 L. Wright	113	81	32	1-1	6-50	1
7 Ryan	102	64	38	0-0	0-0	1
8 Chavous	99	62	37	4.5-25	0-0	1
9 Harden	98	64	34	0-0	4-27	3
Carter	98	47	51	1-12	0-0	3
11 Jones	72	42	30	4-22	0-0	2
12 Manor	56	36	20	3-18	0-0	1
R. Jackson	56	29	27	1-10	1-15	0
14 Wilson	55	45	10	0-0	5-91	0
15 Latimer	51	33	18	0.5-4	0-0	0
16 Bowyer	45	27	18	2-19	0-0	1
17 Mecklenburg	24	12	12	2-20	0-0	0
18 Stachowski	21	9	12	0-0	4-39	0
19 Dennison	19	9	10	0-0	0-0	0
20 Woodard	18	15	3	2-12	0-0	2
21 Myers	11	9	2	0-0	0-0	0
22 Swenson	8	1	7	0-0	0-0	0
23 Dupree	1	1	0	0-0	0-0	0
TOTALS	1,663	1,031	632	36-270	27-355	21

1983 GAMES STARTED

OFFENSE

QB DeBerg, Steve	5
QB Elway, John	10
QB Kubiak, Gary	1
RB Parros, Rick	5
RB Poole, Nathan	10
RB Preston, Dave	3
RB Windsor, Sammy	13
WR Sampson, Clint	2
WR Upchurch, Rick	11
WR Watson, Steve	16
TE Egloff, Ron	10
TE Sawyer, John	4
TE Wright, Jim	6
C Bryan, Billy	16
T Lanier, Ken	16
T Studdard, Dave	16
G Bishop, Keith	16
G Cooper, Mark	2
G Howard, Paul	14

DEFENSE

DE Bowyer, Walt	3
DE Chavous, Barney	13
DE Jones, Rulon	12
DE Manor, Brison	4
NT Carter, Rubin	15
NT Latimer, Don	3
LB Busick, Steve	15
LB Dennison, Rick	1
LB Gradishar, Randy	16
LB Jackson, Tom	15
LB Ryan, Jim	12
LB Swenson, Bob	2
LB Woodard, Ken	1
CB Harden, Mike	15
CB Wilson, Steve	3
CB Wright, Louis	16
S Foley, Steve	13
S Jackson, Roger	3
S Smith, Dennis	13
S Trimble, Steve	1

1983 COACHES

Dan Reeves (Head Coach), **Marvin Bass** (Special Assistant), **Joe Collier** (Asst. Head Coach/Defense), **I.J. Gorman** (Strength/Conditioning), **John Hadl** (Quarterbacks/Wide Receivers), **Stan Jones** (Defensive Line), **Myrel Moore** (Linebackers), **Nick Nicolau** (Running Backs), **Fran Polsfoot** (Tight Ends/Special Teams), **Dan Radakovich** (Offensive Line), **Charlie West** (Defensive Backs).

1983 LEADERS / RANKINGS

INDIVIDUAL	PLAYER	NO.	AFC RANK	NFL RANK	NFL LEADER	NO.
Points	Karlis	96	8	15	Moseley (WAS)	161
Rushing Yards	Winder	757	12	23	Dickerson (Rams)	1,808
Passing Yards	Elway	1,663	15	28	Dickey (GB)	4,458
Passer Rating	DeBerg	79.9	8	14	Bartkowski (ATL)	97.6
Receiving Yards	Watson	1,133	5	10	Quick (PHI)	1,409
Receptions	Watson	59	11	18	Christensen (Raid.)	92
Interceptions	L. Wright	6	8	15	Murphy (WAS)	9
Sacks	T. Jackson	5.5	26	62	Gastineau (NYJ)	19
OFFENSE		NO.	AFC RANK	NFL RANK	NFL LEADER	NO.
Points Per Game		18.9	10	21	Washington	33.8
Total Yards Per Game		300.7	14	26	San Diego	387.3
Yards Per Play		4.7	11	21	Green Bay	6.1
Rushing Yards Per Game		111.5	11	23	Chicago	170.4
Net Passing Yards Per Game		189.2	9	20	San Diego	291.3
DEFENSE		NO.	AFC RANK	NFL RANK	NFL LEADER	NO.
Points Per Game		20.4	5	9	Miami	15.6
Total Yards Per Game		350.6	9	21	Cincinnati	270.4
Yards Per Play		5.1	7	17	Cincinnati	4.4
Rushing Yards Per Game		121.1	4	10	Washington	80.6
Net Passing Yards Per Game		229.4	12	23	New Orleans	168.2

1983 KEY AWARDS

Pro Bowl (2): LB Randy Gradishar, CB Louis Wright. **AP All-Pro (1):** LB Randy Gradishar (second team).

1983 NFL STANDINGS

AFC EAST

Team	W	L	T	Pct	PF	PA
y-Miami	12	4	0	.750	389	250
New England	8	8	0	.500	274	289
Buffalo	8	8	0	.500	283	351
Baltimore	7	9	0	.438	264	354
New York Jets	7	9	0	.438	313	331

AFC CENTRAL

Team	W	L	T	Pct	PF	PA
y-Pittsburgh	10	6	0	.625	355	303
Cleveland	9	7	0	.563	356	342
Cincinnati	7	9	0	.438	346	302
Houston	2	14	0	.125	288	460

AFC WEST

Team	W	L	T	Pct	PF	PA
*y-L.A. Raiders	12	4	0	.750	442	338
x-Seattle	9	7	0	.563	403	397
x-Denver	9	7	0	.563	302	327
San Diego	6	10	0	.375	358	462
Kansas City	6	10	0	.375	386	367

NFC EAST

Team	W	L	T	Pct	PF	PA
*y-Washington	14	2	0	.875	541	332
x-Dallas	12	4	0	.750	479	360
St. Louis	8	7	1	.531	374	428
Philadelphia	5	11	0	.313	233	322
New York Giants	3	12	1	.219	267	347

NFC CENTRAL

Team	W	L	T	Pct	PF	PA
y-Detroit	9	7	0	.563	347	286
Green Bay	8	8	0	.500	429	439
Chicago	8	8	0	.500	311	301
Minnesota	8	8	0	.500	316	348
Tampa Bay	2	14	0	.125	241	380

NFC WEST

Team	W	L	T	Pct	PF	PA
y-San Francisco	10	6	0	.625	432	293
x-L.A. Rams	9	7	0	.563	361	344
New Orleans	8	8	0	.500	319	337
Atlanta	7	9	0	.438	370	389

x - Wild Card Qualifier; y - Division Title; * - Home-field Advantage

WILD CARD PLAYOFF GAMES

12/24 - at Seattle 31, Denver 7
12/26 - L.A. Rams 24, at Dallas 17

DIVISIONAL PLAYOFF GAMES

12/31 - Seattle 27, at Miami 20
12/31 - at San Francisco 24, Detroit 23
1/1 - at L.A. Raiders 38, Pittsburgh 10
1/1 - at Washington 51, L.A. Rams 7

CONFERENCE CHAMPIONSHIPS

1/8 - at L.A. Raiders 30, Seattle 14
1/8 - at Washington 24, San Francisco 21

SUPER BOWL XVIII (TAMPA, FLA.)

1/22 - L.A. Raiders 38, Washington 9

1982 FINAL STATISTICS (2-7)

Head Coach: Dan Reeves AFC West: 5th Home Stadium: Mile High Stadium

Date	W-L	Score	Opponent	Attendance	RUSHING	No.	Yds.	Avg.	Long	TD
Sept 12	L	3-23	San Diego	73,564	Willhite	70	347	5.0	23	2
Sept 19	L	24-21	San Francisco	73,899	Parros	77	277	3.6	14	1
Sept 26	W		at New Orleans	Canceled	Winder	67	259	3.9	18	1
Oct 3			Pittsburgh	Canceled	Preston	19	81	4.3	13	0
Oct 10			at New York Jets	Canceled	Poole	7	36	5.1	20	0
Oct 17			at Houston	Canceled	DeBerg	8	27	3.4	6t	1
Oct 24			L.A. Raiders	Canceled	Herrmann	3	7	2.3	6t	1
Oct 31			Buffalo	Canceled	Lytle	2	2	1.0	2	0
Nov 7			at Seattle	Resched. Jan. 2	Watson	1	-4	-4.0	-4	0
Nov 14			at Kansas City	Canceled	Wright	1	-4	-4.0	-4	0
Nov 21	L	10-17	Seattle	73,916	Upchurch	2	-10	-5.0	-3	0
Nov 28	L	20-30	at San Diego	47,629	BRONCOS	257	1018	4.0	23	6
Dec 5	L	27-34	Atlanta	73,984	OPPONENTS	293	935	3.2	46	8
Dec 12	W	27-24	at L.A. Rams	48,112						
Dec 19	L	16-37	Kansas City	74,192						
Dec 26	L	10-27	at L.A. Raiders	44,160						
Jan 2	L	11-13	at Seattle	43,145						

TEAM STATISTICS		Den	Opp
TOTAL FIRST DOWNS		170	176
Rushing		52	53
Passing		103	104
Penalty		15	19
3RD DOWN: MADE/ATT		43/121	48/132
3rd Down Pct.		35.5	36.4
TOTAL NET YARDS		2837	3169
Avg. Per Game		315.2	352.1
Total Plays		592	616
Avg. Per Play		4.8	5.1
NET YARDS RUSHING		1018	935
Avg. Per Game		113.1	103.9
Total Rushes		257	293
Avg. Per Rush		4.0	3.2
NET YARDS PASSING		1819	2234
Avg. Per Game		202.1	248.2
Sacked/Yards Lost		24/200	16/116
Gross Yards		2019	2350
Att./Completions		311/181	307/172
Completion Pct.		58.2	56.0
Had Intercepted		19	12
Average per Pass Play		5.4	6.9
PUNTS/AVERAGE		45/45.0	42/39.4
NET PUNTING AVG		37.8	31.1
TOTAL RETURN YARDAGE		1229	1199
Punt Returns/Average		21/14.5	25/9.1
Kickoff Returns/Average		40/20.5	26/20.8
Intercept. Ret./Average		12/8.8	19/22.7
PENALTIES/YARDS		54/516	63/571
FUMBLES/BALL LOST		24/17	17/7
TOUCHDOWNS		16	25
Rushing		6	8
Passing		8	14
Returns		2	3
Extra Points Made/Attempts		15/16	25/25
Field Goals Made/Attempts		11/13	17/24
TOTAL POINTS		148	226

SCORE BY PERIODS	1	2	3	4	OT	Total
BRONCOS	26	47	33	42	0	148
OPPONENTS	40	79	40	67	0	226

SCORING	TD	Ru	Pa	Rt	PAT	FG	S	PTS
Karlis	0	0	0	0	15/16	11/13	0	48
Upchurch	5	0	3	2	0/0	0/0	0	30
Parros	3	1	2	0	0/0	0/0	0	18
Willhite	2	2	0	0	0/0	0/0	0	12
Watson	2	0	2	0	0/0	0/0	0	12
DeBerg	1	1	0	0	0/0	0/0	0	6
Winder	1	1	0	0	0/0	0/0	0	6
Herrmann	1	1	0	0	0/0	0/0	0	6
Wright	1	0	1	0	0/0	0/0	0	6
Boyd	0	0	0	0	0/0	0/0	1	2
Chavous	0	0	0	0	0/0	0/0	1	2
BRONCOS	16	6	8	2	15/16	11/13	2	148
OPPONENTS	25	8	14	3	25/25	17/24	0	226

PASSING	Att.	Comp.	Yds.	Comp.%	Yd./Att.	TD	TD%	Int	Int%	LG	Sack/Lost	Rtg.
DeBerg	223	131	1405	58.7	6.30	7	3.1	11	4.9	51t	16/130	67.1
Herrmann	60	32	421	53.3	7.02	1	1.7	4	6.7	39	4/48	53.4
Morton	26	18	193	69.2	7.42	0	0.0	3	11.5	20	3/19	51.0
Willhite	2	0	0	0.0	0.00	0	0.0	1	50.0	0	0/0	0.0
Upchurch	0	0	0	0.0	0.00	0	0.0	0	0.0	0	1/3	39.5
BRONCOS	311	181	2019	58.2	6.49	8	2.6	19	6.1	51t	24/200	60.8
OPPONENTS	307	172	2350	56.0	7.65	14	4.6	12	3.9	86t	16/116	79.6

RECEIVING	No.	Yds.	Avg.	Long	TD
Parros	37	259	7.0	24	2
Watson	36	555	15.4	41	2
Upchurch	26	407	15.7	51t	3
Willhite	26	227	8.7	27	0
Preston	14	134	9.6	20	0
Winder	11	83	7.5	22	0
Egloff	10	96	9.6	17	0
Wright	9	120	13.3	39	1
Odoms	8	82	10.3	18	0
Manning	3	46	15.3	30	0
Lytle	1	10	10.0	10	0
BRONCOS	181	2019	11.2	51t	8
OPPONENTS	172	2350	13.7	86t	14

INTERCEPTIONS	No.	Yds.	Avg.	Long	TD
Kyle	3	26	8.7	14	0
Wilson	2	22	11.0	16	0
Wright	2	18	9.0	18	0
Harden	2	3	1.5	3	0
Smith	1	29	29.0	29	0
Jackson	1	8	8.0	8	0
Thomas	1	0	0.0	0	0
BRONCOS	12	106	8.8	29	0
OPPONENTS	19	431	22.7	60	3

PUNTING	No.	Yds.	Avg.	TB	In20	Long	B
Prestridge	45	2026	45.0	5	14	65	—
OPPONENTS	42	1653	39.4	2	9	80	2

PUNT RETURNS	No.	FC	Yds.	Avg.	Long	TD
Upchurch	15	3	242	16.1	78t	2
Willhite	6	4	63	10.5	23	0
BRONCOS	21	7	305	14.5	78t	2
OPPONENTS	25	3	227	9.1	25	0

KICKOFF RETURNS	No.	Yds.	Avg.	Long	TD
Willhite	17	337	19.8	26	0
Manning	15	346	23.1	34	0
Wilson	6	123	20.5	30	0
Uecker	1	12	12.0	12	0
Poole	1	0	0.0	0	0
BRONCOS	40	818	20.5	34	0
OPPONENTS	26	541	20.8	68	0

FIELD GOAL BREAKDOWN		Distance	1-19	20-29	30-39	40-49	50+	Total
Karlis			2/2	3/3	3/4	3/4	0/0	11/13
OPPONENTS			3/3	4/6	3/4	4/5	3/6	17/24

SACKS: Chavous 5, Gradishar 2, Jones 2, Manor 2, D. Smith 2, T. Jackson 1, Latimer 1, Wright 1, **TOTAL 16.0**

1982 DEFENSIVE STATS

(based on coaches' film review)

	TT	UT	A	S-YDS	I-YDS	FR
1 Gradishar	151	80	71	2-16	0-0	1
2 T. Jackson	86	47	39	1-1	1-8	0
3 Ryan	84	54	30	0-0	0-0	0
4 Evans	80	55	25	0-0	0-0	0
5 Smith	65	53	12	2-11	1-29	0
6 Jones	64	34	30	2-11	0-0	0
7 Chavous	62	35	27	5-42	0-0	0
8 L. Wright	54	44	10	1-11	2-18	1
9 Kyle	52	36	16	0-0	3-26	1
10 Harden	51	35	16	0-0	2-3	1
Carter	51	23	28	0-0	0-0	0
12 Wilson	48	33	15	0-0	2-22	1
Latimer	48	31	17	1-9	0-0	0
14 Trimble	20	12	8	0-0	0-0	0
Manor	20	10	10	2-11	0-0	0
16 Boyd	16	8	8	0-0	0-0	0
17 Thomas	14	9	5	0-0	1-0	0
18 Swenson	11	2	9	0-0	0-0	0
19 R. Jackson	5	2	3	0-0	0-0	0
Foley	5	1	4	0-0	0-0	0
21 Busick	4	1	3	0-0	0-0	0
TOTALS	991	605	386	16-112	12-106	5

1982 GAMES STARTED

OFFENSE	DEFENSE
QB DeBerg, Steve	5 DE Chavous, Barney
QB Herrmann, Mark	1 DE Jones, Rulon
QB Morton, Craig	3 NT Carter, Rubin
RB Parros, Rick	9 NT Latimer, Don
RB Preston, Dave	5 LB Evans, Larry
RB Willhite, Gerald	2 LB Gradishar, Randy
RB Winder, Sammy	2 LB Jackson, Tom
WR Upchurch, Rick	8 LB Ryan, Jim
WR Watson, Steve	9 CB Kyle, Aaron
TE Egloff, Ron	1 CB Wilson, Steve
TE Odums, Riley	6 CB Wright, Louis
TE Wright, Jim	3 S Foley, Steve
C Bryan, Billy	9 S Harden, Mike
T Lanier, Ken	9 S Smith, Dennis
T Minor, Claudie	7 S Trimble, Steve
T Uecker, Keith	2
G Glassic, Tom	9
G Studdard, Dave	9

1982 COACHES

Dan Reeves (Head Coach), **Marvin Bass** (Special Assistant), **Joe Collier** (Asst. Head Coach/Defense), **Rod Dowhower** (Offensive Coordinator/Wide Receivers), **Jerry Frei** (Offensive Line), **Stan Jones** (Defensive Line), **Richie McCabe** (Defensive Backs), **Nick Nicolau** (Running Backs), **Fran Polsto** (Tight Ends/Special Teams), **Bob Zeman** (Linebackers).

1982 LEADERS / RANKINGS

INDIVIDUAL	PLAYER	NO.	AFC RANK	NFL RANK	NFL LEADER	NO.
Points	Karlis	48	8	16	Benirschke (SD)	80
Rushing Yards	Willhite	347	15	28	McNeill (NYJ)	786
Passing Yards	DeBerg	1,405	8	19	Fouts (SD)	2,883
Passer Rating	DeBerg	67.2	7	20	Anderson (CIN)	95.3
Receiving Yards	Watson	555	9	12	Chandler (SD)	1,032
Receptions	Parros	37	10	15d	D. Clark (SF)	60
Interceptions	Kyle	3	3t	4t	Walls (DAL)	7
Sacks	Chavous	15	11t	26t	Martin (MIN)	11.5
OFFENSE		NO.	AFC RANK	NFL RANK	NFL LEADER	NO.
Points Per Game		16.4	9	20	San Diego	32.0
Total Yards Per Game		315.2	7	15	San Diego	449.8
Yards Per Play		4.8	7t	16t	San Diego	6.6
Rushing Yards Per Game		113.1	9	17	Buffalo	152.3
Net Passing Yards Per Game		202.1	6	15	San Diego	325.2
DEFENSE		NO.	AFC RANK	NFL RANK	NFL LEADER	NO.
Points Per Game		25.1	12	25	Washington	14.2
Total Yards Per Game		352.1	11	24	Miami	256.9
Yards Per Play		5.1	9	20t	San Diego	4.2
Rushing Yards Per Game		103.9	4	7	Pittsburgh	84.7
Net Passing Yards Per Game		248.2	12	26	Miami	114.1

1982 KEY AWARDS

Pro Bowl (3): LB Randy Gradishar, P Luke Prestridge, WR Rick Upchurch. **AP All-Pro** (2): P Luke Prestridge (first team), WR Rick Upchurch (first team).

1982 NFL STANDINGS

(As a result of a 57-day players' strike, the 1982 NFL regular-season schedule was reduced from 16 weeks to nine. At the conclusion of the regular season, the NFL conducted a 16-team postseason Super Bowl tournament. Eight teams from each conference were seeded 1-8 based on their records during the season.)

AFC

Team	W	L	T	Pct	PF	PA
1-L.A. Raiders	8	1	0	.889	260	200
2-Miami	7	2	0	.778	198	131
3-Cincinnati	7	2	0	.778	232	177
4-Pittsburgh	6	3	0	.667	204	146
5-San Diego	6	3	0	.667	288	221
6-New York Jets	6	3	0	.667	245	166
7-New England	5	4	0	.556	143	157
8-Cleveland	4	5	0	.444	140	182
Buffalo	4	5	0	.444	150	154
Seattle	4	5	0	.444	127	147
Kansas City	3	6	0	.333	176	184
Denver	2	7	0	.222	148	226
Houston	1	8	0	.111	136	245
Baltimore	0	8	1	.056	113	236

NFC

Team	W	L	T	Pct	PF	PA
1-Washington	8	1	0	.889	190	128
2-Dallas	6	3	0	.667	226	145
3-Green Bay	5	3	1	.611	226	169
4-Minnesota	5	4	0	.556	187	198
5-Atlanta	5	4	0	.556	183	199
6-St. Louis	5	4	0	.556	135	170
7-Tampa Bay	5	4	0	.556	158	178
8-Detroit	4	5	0	.444	181	176
New Orleans	4	5	0	.444	129	160
New York Giants	4	5	0	.444	164	160
San Francisco	3	6	0	.333	209	206
Chicago	3	6	0	.333	141	174
Philadelphia	3	6	0	.333	191	195
L.A. Rams	2	7	0	.222	200	250

FIRST ROUND PLAYOFF GAMES

- 1/8 – at Miami 28, New England 13
- 1/8 – at L.A. Raiders 27, Cleveland 10
- 1/8 – at Washington 31, Detroit 7
- 1/8 – at Green Bay 41, St. Louis 16
- 1/9 – New York Jets 44, at Cincinnati 17
- 1/9 – San Diego 31, at Pittsburgh 28
- 1/9 – at Minnesota 30, Atlanta 24
- 1/9 – at Dallas 30, Tampa Bay 17

SECOND ROUND PLAYOFF GAMES

- 1/15 – New York Jets 17, at L.A. Raiders 14
- 1/15 – at Washington 21, Minnesota 7
- 1/16 – at Miami 34, San Diego 13
- 1/16 – at Dallas 37, Green Bay 26

CONFERENCE CHAMPIONSHIPS

- 1/22 – at Washington 31, Dallas 17
- 1/23 – at Miami 14, New York Jets 0

SUPER BOWL XVII (PASADENA, CALIF.)

- 1/30 – Washington 27, Miami 17

1981 FINAL STATISTICS (10-6)

Head Coach: Dan Reeves AFC West: 2nd Home Stadium: Mile High Stadium

Date	W-L	Score	Opponent	Attendance	RUSHING	No.	Yds.	Avg.	Long	TD
Sept 6	W	9-7	Oakland	74,796	Parros	176	749	4.3	25	2
Sept 13	L	10-13	at Seattle	58,513	Preston	183	640	3.5	23	3
Sept 20	W	28-10	Baltimore	74,804	Reed	68	156	2.3	10	0
Sept 27	W	42-24	San Diego	74,844	Canada	33	113	3.4	11	3
Oct 4	W	17-0	at Oakland	51,035	Lytle	30	106	3.5	18	4
Oct 11	W	27-21	Detroit	74,816	Upchurch	5	56	11.2	37	0
Oct 18	L	14-28	at Kansas City	74,672	DeBerg	9	40	4.4	11	0
Oct 25	L	7-9	at Buffalo	77,757	Morton	8	18	2.3	5	0
Nov 2	W	19-17	Minnesota	74,834	Wright	1	11	11.0	11	0
Nov 8	W	23-20	Cleveland (OT)	74,859	Watson	2	6	3.0	6	0
Nov 15	W	24-7	at Tampa Bay	64,518	BRONCOS	515	1895	3.7	37	12
Nov 22	L	21-38	at Cincinnati	57,207	OPPONENTS	467	2005	4.3	821	17
Nov 29	L	17-34	San Diego	51,533						
Dec 6	W	16-13	Kansas City	74,744	RECEIVING	No.	Yds.	Avg.	Long	TD
Dec 13	W	23-13	Seattle	74,527	Watson	60	1244	20.7	95t	13
Dec 20	L	24-35	at Chicago	40,125	Preston	52	507	9.8	37	0
					Odoms	38	516	13.6	28	5
					Reed	34	317	9.3	33	0
					Upchurch	32	550	17.2	63	3
					Parros	25	216	8.6	26	1
					Egloff	17	231	13.6	40	1
					Moses	15	246	16.4	30	1
					Lytle	6	47	7.8	14t	1
					Manning	3	49	16.3	34	0
					Canada	3	37	12.3	20	1
					Wright	3	22	7.3	14	1
					Studdard	1	10	10.0	10	0
					BRONCOS	289	3992	13.8	95t	27
					OPPONENTS	267	3168	11.9	65t	13

TEAM STATISTICS		Den	Opp
TOTAL FIRST DOWNS		306	268
Rushing		91	103
Passing		181	142
Penalty		34	23
3RD DOWN: MADE/ATT		86/230	74/219
3rd Down Pct.		37.4	33.8
TOTAL NET YARDS		5426	4878
Avg. Per Game		339.1	304.9
Total Plays		1062	1000
Avg. Per Play		5.1	4.9
NET YARDS RUSHING		1895	2005
Avg. Per Game		118.4	125.3
Total Rushes		515	467
Avg. Per Rush		3.7	4.3
NET YARDS PASSING		3531	2873
Avg. Per Game		220.7	179.6
Sacked/Yards Lost		61/461	36/295
Gross Yards		3992	3168
Att./Completions		485/289	497/267
Completion Pct.		59.6	53.7
Had Intercepted		21	23
Average per Pass Play		6.5	5.4
PUNTS/AVERAGE		86/40.4	88/43.1
NET PUNTING AVG		34.8	36.0
TOTAL RETURN YARDAGE		1584	1800
Punt Returns/Average		51/8.6	46/8.4
Kickoff Returns/Average		47/17.0	47/21.4
Intercept. Ret./Average		23/14.9	21/19.3
PENALTIES/YARDS		99/832	104/949
FUMBLES/BALL LOST		26/18	36/23
TOUCHDOWNS		39	35
Rushing		12	17
Passing		27	13
Returns		0	5
Extra Points Made/Attempts		36/38	34/35
Field Goals Made/Attempts		17/30	15/27
TOTAL POINTS		321	289

SCORE BY PERIODS	1	2	3	4	OT	Total
BRONCOS	67	91	74	86	3	321
OPPONENTS	63	80	71	75	0	289

SCORING	TD	Ru	Pa	Rt	PAT	FG	S	PTS
Steinfort	0	0	0	0	36/37	17/30	0	87
Watson	13	0	13	0	0/0	0/0	0	78
Lytle	5	4	1	0	0/0	0/0	0	30
Odoms	5	0	5	0	0/0	0/0	0	30
Canada	4	3	1	0	0/0	0/0	0	24
Upchurch	3	0	3	0	0/0	0/0	0	18
Parros	3	2	1	0	0/0	0/0	0	18
Preston	3	3	0	0	0/0	0/0	0	18
Egloff	1	0	1	0	0/0	0/0	0	6
Wright	1	0	1	0	0/0	0/0	0	6
Moses	1	0	1	0	0/0	0/0	0	6
Prestridge	0	0	0	0	0/1	0/0	0	0
BRONCOS	39	12	27	0	36/38	17/30	0	321
OPPONENTS	35	17	13	5	34/35	15/27	0	289

PASSING	Att.	Comp.	Yds.	Comp.%	Yd./Att.	TD	TD%	Int	Int%	LG	Sack/Lost	Rtg.
Morton	376	225	3195	59.8	8.50	21	5.6	14	3.7	95t	54/394	90.5
DeBerg	108	64	797	59.3	7.38	6	5.6	6	5.6	44	7/67	77.5
Reed	1	0	0	0.0	0.00	0	0.0	0	0.0	0	0/0	0.0
BRONCOS	485	289	3992	59.6	8.23	227	5.6	21	4.3	95t	61/461	86.7
OPPONENTS	497	267	3168	53.7	6.37	13	2.6	23	4.6	65t	36/295	62.8

RECEIVING	No.	Yds.	Avg.	Long	TD
Watson	60	1244	20.7	95t	13
Preston	52	507	9.8	37	0
Odoms	38	516	13.6	28	5
Reed	34	317	9.3	33	0
Upchurch	32	550	17.2	63	3
Parros	25	216	8.6	26	1
Egloff	17	231	13.6	40	1
Moses	15	246	16.4	30	1
Lytle	6	47	7.8	14t	1
Manning	3	49	16.3	34	0
Canada	3	37	12.3	20	1
Wright	3	22	7.3	14	1
Studdard	1	10	10.0	10	0
BRONCOS	289	3992	13.8	95t	27
OPPONENTS	267	3168	11.9	65t	13

INTERCEPTIONS	No.	Yds.	Avg.	Long	TD
Foley	5	81	16.2	24	0
Gradishar	4	38	9.5	16	0
Thompson	4	14	3.5	14	0
Swenson	3	53	17.7	32	0
Kyle	2	40	20.0	40	0
Harden	2	34	17.0	38	0
Smith	1	65	65.0	65	0
Manor	1	16	16.0	16	0
Evans	1	1	1.0	1	0
BRONCOS	23	342	14.9	65	0
OPPONENTS	21	405	19.3	69t	4

PUNTING	No.	Yds.	Avg.	TB	In20	Long	B
Prestridge	86	3478	40.4	5	20	67	0
OPPONENTS	88	3789	43.1	9	18	71	1

PUNT RETURNS	No.	FC	Yds.	Avg.	Long	TD
Manning	41	4	378	9.2	39	0
Upchurch	9	1	63	7.0	15	0
Kyle	1	0	0	0.0	0	0
BRONCOS	51	5	441	8.6	39	0
OPPONENTS	46	17	388	8.4	26	0

KICKOFF RETURNS	No.	Yds.	Avg.	Long	TD
Manning	26	514	19.8	31	0
Harden	11	178	16.2	23	0
Lytle	5	80	16.0	24	0
Canada	2	19	9.5	13	0
Egloff	1	7	7.0	7	0
Ryan	1	2	2.0	2	0
Preston	1	1	1.0	1	0
BRONCOS	47	801	17.0	31	0
OPPONENTS	47	1007	21.4	46	0

FIELD GOAL BREAKDOWN							
Distance	1-19	20-29	30-39	40-49	50+	Total	
Steinfort	0/0	6/9	5/11	6/8	0/2	17/30	
OPPONENTS	0/0	5/6	4/6	5/11	1/4	15/27	

SACKS: Jones 9.5, Chavous 4, Manor 4, Carter 3, Swenson 3, Latimer 2.5, Evans 2, Boyd 1, Gradishar 1, Thompson 1, Wright 1, TOTAL 32.0

1981 DEFENSIVE STATS

(based on coaches' film review)

	TT	UT	A	S-YDS	I-YDS	FR
1 Gradishar	258	168	90	1-8	4-38	0
2 Swenson	145	103	42	3-27	3-53	3
3 Jackson	144	95	49	4-33	0-0	1
4 Evans	126	81	45	2-10	1-1	1
5 Carter	101	67	34	3-18	0-0	1
6 Chavous	93	58	35	4-29	0-0	1
7 Thompson	91	59	32	1-9	4-14	2
8 Foley	87	53	34	0-0	5-81	1
9 Latimer	71	51	20	2.5-30	0-0	1
Jones	71	37	34	9.5-86	0-0	1
11 Kyle	68	62	6	0-0	2-40	4
12 D. Smith	45	42	3	0-0	1-65	2
13 Manor	39	27	12	4-35	1-16	0
14 Harden	37	23	14	0-0	2-34	1
15 P. Smith	35	32	3	0-0	0-0	0
16 Boyd	34	19	15	1-10	0-0	1
17 L. Wright	32	25	7	1-11	0-0	1
18 Ryan	22	15	7	0-0	0-0	0
19 Busick	1	1	0	0-0	0-0	2
Merrill	1	1	0	0-0	0-0	0
TOTALS	1,501	1,019	482	36-306	23-342	23

1981 GAMES STARTED

OFFENSE

DEFENSE

QB Morton, Craig	16	DE Chavous, Barney	16
RB Parros, Rick	16	DE Jones, Rulon	16
RB Preston, Dave	15	NT Carter, Rubin	16
WR Moses, Haven	6	LB Evans, Larry	16
WR Upchurch, Rick	10	LB Gradishar, Randy	16
WR Watson, Steve	12	LB Jackson, Tom	16
WR Wilson, Steve	1	LB Swenson, Bob	16
TE Eglolf, Ron	5	CB Kyle, Aaron	16
TE Odoms, Riley	15	CB Smith, Dennis	5
C Bryan, Billy	13	CB Smith, Perry	3
C Hyde, Glenn	3	CB Wright, Louis	8
T Clark, Kelvin	3	S Foley, Steve	12
T Lanier, Ken	1	S Harden, Mike	4
T Minor, Claudie	13	S Thompson, Billy	16
T Studdard, Dave	16		
G Glassic, Tom	16		
G Howard, Paul	15		

1981 COACHES

Dan Reeves (Head Coach), **Joe Collier** (Defensive Coordinator), **Rod Dowhower** (Wide Receivers), **Jerry Frei** (Offensive Line), **Reed Johnson** (Special Teams), **Stan Jones** (Defensive Line), **Charlie Lee** (Running Backs), **Richie McCafee** (Defensive Backs), **Nick Nicolau** (Special Assistant), **Fran Polsoot** (Tight Ends), **Bob Zeman** (Linebackers).

1981 LEADERS / RANKINGS

INDIVIDUAL	PLAYER	NO.	AFC RANK	NFL RANK	NFL LEADER	NO.
Points	Steinfort	87	6	151	Murray (DET/Seafin (DAL))	121
Rushing Yards	Parros	749	12	24	Rogers (NO)	1,674
Passing Yards	Morton	3,195	6	11	Fouts (SD)	4,802
Passer Rating	Morton	90.6	21	21	Anderson (CIN)	98.4
Receiving Yards	Watson	1,244	11	31	Jenkins (ATL)	1,358
Receptions	Watson	60	13	24	Winslow (SD)	88
Interceptions	Foley	5	61	211	Walls (DAL)	11
OFFENSE		NO.	AFC RANK	NFL RANK	NFL LEADER	NO.
Points Per Game		20.1	9	17	San Diego	29.9
Total Yards Per Game		339.1	7	14	San Diego	421.5
Yards Per Play		5.1	71	141	San Diego	6.0
Rushing Yards Per Game		118.4	11	21	Detroit	174.7
Net Passing Yards Per Game		220.7	5	8	San Diego	296.2
DEFENSE		NO.	AFC RANK	NFL RANK	NFL LEADER	NO.
Points Per Game		18.1	4	9	Philadelphia	13.8
Total Yards Per Game		304.9	2	6	Philadelphia	277.9
Yards Per Play		4.9	31	91	New York Giants	4.2
Rushing Yards Per Game		125.3	7	13	Detroit	101.4
Net Passing Yards Per Game		179.6	2	5	Philadelphia	168.5

1981 KEY AWARDS

Pro Bowl (4): LB Randy Gradishar, LB Bob Swenson, S Billy Thompson, WR Steve Watson. **AP All-Pro (2):** LB Randy Gradishar (second team), LB Bob Swenson (first team).

1981 NFL STANDINGS

AFC EAST

Team	W	L	T	Pct	PF	PA
y-Miami	11	4	1	.719	345	275
x-New York Jets	10	5	1	.656	355	287
x-Buffalo	10	6	0	.625	311	276
New England	2	14	0	.125	322	370
Baltimore	2	14	0	.125	259	533

AFC CENTRAL

Team	W	L	T	Pct	PF	PA
*y-Cincinnati	12	4	0	.750	421	304
Pittsburgh	8	8	0	.500	356	297
Houston	7	9	0	.438	281	355
Cleveland	5	11	0	.313	276	375

AFC WEST

Team	W	L	T	Pct	PF	PA
y-San Diego	10	6	0	.625	478	390
Denver	10	6	0	.625	321	289
Kansas City	9	7	0	.563	343	290
Oakland	7	9	0	.438	273	343
Seattle	6	10	0	.375	322	388

NFC EAST

Team	W	L	T	Pct	PF	PA
y-Dallas	12	4	0	.750	367	277
x-Philadelphia	10	6	0	.625	368	221
x-New York Giants	9	7	0	.563	295	257
Washington	8	8	0	.500	347	349
St. Louis	7	9	0	.438	315	408

NFC CENTRAL

Team	W	L	T	Pct	PF	PA
y-Tampa Bay	9	7	0	.563	315	268
Detroit	8	8	0	.500	397	322
Green Bay	8	8	0	.500	324	361
Minnesota	7	9	0	.438	325	369
Chicago	6	10	0	.375	253	324

NFC WEST

Team	W	L	T	Pct	PF	PA
*y-San Francisco	13	3	0	.813	357	250
Atlanta	7	9	0	.438	426	355
Los Angeles	6	10	0	.375	303	351
New Orleans	4	12	0	.250	207	378

x - Wild Card Qualifier; y - Division Title; * - Home-field Advantage

WILD CARD PLAYOFF GAMES

12/27 - Buffalo 31, at New York Jets 27
12/27 - New York Giants 27, at Philadelphia 21

DIVISIONAL PLAYOFF GAMES

1/2 - San Diego 41, at Miami 38 (OT)
1/2 - at Dallas 38, Tampa Bay 0
1/3 - at Cincinnati 28, Buffalo 21
1/3 - at San Francisco 38, New York Giants 24

CONFERENCE CHAMPIONSHIPS

1/10 - at Cincinnati 27, San Diego 7
1/10 - at San Francisco 28, Dallas 27

SUPER BOWL XVI (PONTIAC, MICH.)

1/24 - San Francisco 26, Cincinnati 21

1980 FINAL STATISTICS (8-8)

Head Coach: Red Miller AFC West: 4th Home Stadium: Mile High Stadium

Date	W-L	Score	Opponent	Attendance	RUSHING	No.	Yds.	Avg.	Long	TD
Sept 7	L	6-27	at Philadelphia	70,307	Jensen	101	476	4.7	32	2
Sept 14	W	41-20	Dallas	74,919	Armstrong	106	470	4.4	20	4
Sept 21	L	13-30	San Diego	74,970	Preston	111	385	3.5	19	4
Sept 29	L	14-23	at New England	59,602	Lytle	57	223	3.9	35	1
Oct 5	W	19-16	at Cleveland	81,065	Keyworth	38	127	3.3	14	1
Oct 13	W	20-17	Washington	74,657	McCutcheon	12	52	4.3	12	0
Oct 19	L	17-23	Kansas City	74,459	Upchurch	5	49	9.8	21	0
Oct 26	W	14-9	at New York Giants	67,598	Robinson	21	47	2.2	22	3
Nov 2	L	16-20	Houston	74,717	Morton	21	29	1.4	9	1
Nov 9	W	20-13	at San Diego	51,435	Moorehead	6	7	3.5	4	0
Nov 16	W	31-24	New York Jets	72,114	Knappe	6	0	0.0	9	0
Nov 23	W	36-20	Seattle	73,274	BRONCOS	480	1865	3.9	35	16
Dec 1	L	3-9	at Oakland	51,583	OPPONENTS	554	2117	3.8	55	10
Dec 7	L	14-31	at Kansas City	40,237						
Dec 14	L	21-24	Oakland	73,974						
Dec 21	W	25-17	at Seattle	51,853						

TEAM STATISTICS	Den	Opp
TOTAL FIRST DOWNS	286	303
Rushing	107	125
Passing	158	158
Penalty	21	20
3RD DOWN: MADE/ATT	84/223	91/228
3rd Down Pct.	37.7	39.9
TOTAL NET YARDS	4642	5242
Avg. Per Game	290.1	327.6
Total Plays	992	1043
Avg. Per Play	4.7	5.0
NET YARDS RUSHING	1865	2117
Avg. Per Game	116.6	132.3
Total Rushes	480	554
NET YARDS PASSING	2777	3125
Avg. Per Game	173.6	195.3
Sacked/Yards Lost	44/330	39/324
Gross Yards	3107	3449
Att./Completions	467/262	449/270
Completion Pct.	56.1	60.1
Had Intercepted	25	16
Average per Pass Play	5.4	6.4
PUNTS/AVERAGE	70/43.9	70/41.6
NET PUNTING AVG	35.9	34.1
TOTAL RETURN YARDAGE	2041	2021
Punt Returns/Average	42/9.7	52/8.5
Kickoff Returns/Average	62/20.4	55/21.6
Intercept. Ret./Average	16/21.4	25/15.6
PENALTIES/YARDS	93/899	101/850
FUMBLES/BALL LOST	25/12	26/12
TOUCHDOWNS	33	34
Rushing	16	10
Passing	14	20
Returns	3	4
Extra Points Made/Attempts	32/33	32/34
Field Goals Made/Attempts	26/34	29/40
TOTAL POINTS	310	323

SCORE BY PERIODS	1	2	3	4	OT	Total
BRONCOS	63	90	86	71	0	310
OPPONENTS	39	158	38	88	0	323

SCORING	TD	Ru	Pa	Rt	PAT	FG	\$	PTS
Steinfort	0	0	0	0	32/33	26/34	0	110
Odoms	6	0	6	0	0/0	0/0	0	36
Moses	4	0	4	0	0/0	0/0	0	24
Preston	4	4	0	0	0/0	0/0	0	24
Armstrong	4	4	0	0	0/0	0/0	0	24
Robinson	3	3	0	0	0/0	0/0	0	18
Upchurch	3	0	3	0	0/0	0/0	0	18
Jensen	3	2	1	0	0/0	0/0	0	18
Lytle	1	1	0	0	0/0	0/0	0	6
Morton	1	1	0	0	0/0	0/0	0	6
Gradishar	1	0	0	1	0/0	0/0	0	6
Latimer	1	0	0	1	0/0	0/0	0	6
Keyworth	1	1	0	0	0/0	0/0	0	6
Thompson	1	0	0	1	0/0	0/0	0	6
Jones	0	0	0	0	0/0	0/0	1	2
BRONCOS	33	16	14	3	32/33	26/34	1	310
OPPONENTS	34	10	20	4	32/34	29/40	0	323

PASSING	Att.	Comp.	Yds.	Comp.%	Yd./Att.	TD	TD%	Int	Int%	LG	Sack/Lost	Rtg.
Morton	301	183	2150	60.8	7.14	12	4.0	13	4.3	41	26/190	77.8
Robinson	162	78	942	48.1	5.81	2	1.2	12	7.4	52	17/136	39.5
Knappe	4	1	15	25.0	3.75	0	0.0	0	0.0	15	0/0	42.7
McCutcheon	0	0	0	0.0	0.00	0	0.0	0	0.0	0	1/4	39.5
BRONCOS	467	262	3107	56.1	6.65	14	3.0	25	5.4	52	44/330	64.0
OPPONENTS	449	270	3449	60.1	7.68	20	4.5	16	3.6	56t	39/324	84.1

RECEIVING	No.	Yds.	Avg.	Long	TD
Jensen	49	377	7.7	28	1
Upchurch	46	605	13.2	35	3
Odoms	39	590	15.1	30	6
Moses	38	674	17.7	33	4
Preston	35	309	8.8	36	0
Lytle	18	177	9.8	37	0
Keyworth	7	87	5.8	22	0
Armstrong	7	23	3.3	8	0
Watson	6	146	24.3	52	0
Egloff	6	85	14.2	24	0
Brunson	1	15	15.0	15	0
McCutcheon	1	12	12.0	12	0
Larson	1	7	7.0	7	0
BRONCOS	262	3107	11.9	52	14
OPPONENTS	270	3449	12.8	56t	20

INTERCEPTIONS	No.	Yds.	Avg.	Long	TD
Foley	4	115	28.8	36	0
Gradishar	2	96	48.0	93t	1
Thompson	2	49	24.5	36	0
Smith	2	3	1.5	3	0
Ryan	1	21	21.0	21	0
Harvey	1	18	18.0	18	0
Latimer	1	15	15.0	15t	1
Evans	1	13	13.0	13	0
Jackson	1	11	11.0	11	0
Nairne	1	2	2.0	2	0
BRONCOS	16	343	21.4	93t	2
OPPONENTS	25	390	15.6	68t	2

PUNTING	No.	Yds.	Avg.	TB	In20	Long	B
Prestridge	70	3076	43.9	6	10	57	0
OPPONENTS	70	2914	41.6	6	13	64	0

PUNT RETURNS	No.	FC	Yds.	Avg.	Long	TD
Upchurch	37	6	353	9.5	34	0
Harden	2	0	36	18.0	23	0
Brunson	2	0	12	6.0	12	0
Preston	1	0	7	7.0	7	0
BRONCOS	42	6	408	9.7	34	0
OPPONENTS	52	4	443	8.5	75t	1

KICKOFF RETURNS	No.	Yds.	Avg.	Long	TD
Brunson	40	923	23.1	53	0
Harden	12	214	17.8	35	0
Preston	5	106	21.2	26	0
Lytle	1	19	19.0	19	0
Moorehead	1	18	18.0	18	0
Jensen	1	5	5.0	5	0
Watson	1	5	5.0	5	0
Ryan	1	0	0.0	0	0
BRONCOS	62	1290	20.8	53	0
OPPONENTS	55	1188	21.6	58	0

FIELD GOAL BREAKDOWN	Distance	1-19	20-29	30-39	40-49	50+	Total
Steinfort	2/2	5/5	4/5	10/14	5/8	26/34	
OPPONENTS	2/2	9/11	10/14	7/9	1/4	29/40	

SACKS: Jones 11.5, Boyd 9, T. Jackson 5.5, Chavous 4.5, Carter 3.5, Manor 2, Latimer 1, Evans 1, Gradishar 1, **TOTAL 39.0**

1980 DEFENSIVE STATS

(based on coaches' film review)

	TT	UT	A	S-YDS	I-YDS	FR
1 Gradishar	250	150	100	1-6	2-96	0
2 Evans	170	112	58	1-9	1-13	0
3 T. Jackson	169	106	63	5.5-53	0-0	0
4 Nairne	150	109	41	0-0	1-2	2
5 Thompson	122	81	41	0-0	2-49	0
6 Carter	111	76	35	3.5-36	0-0	2
7 Foley	106	77	29	0-0	4-115	0
8 Chavous	101	55	46	4.5-40	0-0	1
9 Jones	82	47	35	11.5-98	0-0	1
10 Wright	76	59	17	0-0	0-0	2
11 Kyle	72	53	19	0-0	0-0	1
12 Latimer	71	50	21	1-8	1-15	0
13 Manor	64	40	24	2-18	0-0	1
14 Boyd	42	27	15	9-87	0-0	1
15 Rizzo	35	22	13	0-0	0-0	0
16 Ryan	29	18	11	0-0	1-21	0
17 Harvey	27	20	7	0-0	1-18	0
18 Short	24	15	9	0-0	0-0	0
19 B. Jackson	23	17	6	0-0	1-11	0
20 P. Smith	7	5	2	0-0	2-3	0
21 Harden	3	3	0	0-0	0-0	0
TOTALS	1,734	1,142	592	39-355	16-343	11

1980 GAMES STARTED

OFFENSE	DEFENSE
QB Morton, Craig	9 DE Chavous, Barney
QB Robinson, Matt	7 DE Jones, Rulon
RB Armstrong, Otis	6 DE Manor, Brison
RB Jensen, Jim	13 NT Carter, Rubin
RB Keyworth, Jon	3 LB Evans, Larry
RB Preston, Dave	10 LB Gradishar, Randy
WR Moses, Haven	14 LB Jackson, Tom
WR Upchurch, Rick	14 LB Nairne, Rob
WR Watson, Steve	1 LB Rizzo, Joe
TE Egloff, Ron	4 CB Kyle, Aaron
TE Odoms, Riley	15 CB Smith, Perry
C Bryan, Billy	16 CB Wright, Louis
T Clark, Kelvin	5 S Foley, Steve
T Minor, Claudie	15 S Harvey, Maurice
T Studdard, Dave	12 S Jackson, Bernard
G Glassic, Tom	14 S Thompson, Billy
G Howard, Paul	13
G Hyde, Glenn	5

1980 COACHES

Red Miller (Head Coach), **Marv Braden** (Special Teams), **Joe Collier** (Defensive Coordinator), **Whitley Dovel** (Offensive Line), **Rod Dowhower** (Offensive Coordinator), **Stan Jones** (Defensive Line), **Richie McCabe** (Defensive Backs), **Fran Polstoist** (Wide Receivers), **Paul Roach** (Offensive Backfield), **Bob Zeman** (Linebackers).

1980 LEADERS / RANKINGS

INDIVIDUAL	PLAYER	NO.	AFC RANK	NFL RANK	NFL LEADER	NO.
Points	Steinfert	110	3	4	Smith (NE)	129
Rushing Yards	Jensen	476	20	39	Campbell (HOU)	1934
Passing Yards	Morton	2,150	12	24	Fouts (SD)	4,715
Passer Rating	Morton	77.8	3	10	Sipe (CLE)	91.4
Receiving Yards	Moses	674	21	37	Jefferson (SD)	1,340
Receptions	Jensen	49	14	23	Winslow (SD)	89
Interceptions	Foley	4	7	7	Hayes (OAK)	13

OFFENSE	NO.	AFC RANK	NFL RANK	NFL LEADER	NO.
Points Per Game	19.4	9	16	Dallas	28.4
Total Yards Per Game	290.1	12	25	San Diego	400.6
Yards Per Play	4.7	10	21	San Diego	5.6
Rushing Yards Per Game	116.6	12	20	Los Angeles	174.9
Net Passing Yards Per Game	173.6	10	18	San Diego	283.2

DEFENSE	NO.	AFC RANK	NFL RANK	NFL LEADER	NO.
Points Per Game	20.2	8	16	Philadelphia	13.9
Total Yards Per Game	327.6	10	15	Buffalo	256.3
Yards Per Play	5.0	9	15	Philadelphia	4.3
Rushing Yards Per Game	132.3	12	20	Philadelphia	101.1
Net Passing Yards Per Game	195.3	9	15	Washington	156.5

1980 KEY AWARDS

All-Pro (2): LB Randy Gradishar (*The Sporting News*), K Fred Steinfert (*Pro Football Weekly*, *The Sporting News*). **Pro Football Weekly Golden Toe Award:** K Fred Steinfert.

1980 NFL STANDINGS

AFC EAST

Team	W	L	T	Pct	PF	PA
y-Buffalo	11	5	0	.688	320	260
New England	10	6	0	.625	441	325
Miami	8	8	0	.500	266	305
Baltimore	7	9	0	.438	355	387
New York Jets	4	12	0	.250	302	395

AFC CENTRAL

Team	W	L	T	Pct	PF	PA
y-Cleveland	11	5	0	.688	357	310
x-Houston	11	5	0	.688	295	251
Pittsburgh	9	7	0	.563	352	313
Cincinnati	6	10	0	.375	244	312

AFC WEST

Team	W	L	T	Pct	PF	PA
*y-San Diego	11	5	0	.688	418	327
x-Oakland	11	5	0	.688	364	306
Kansas City	8	8	0	.500	319	336
Denver	8	8	0	.500	310	323
Seattle	4	12	0	.250	291	408

NFC EAST

Team	W	L	T	Pct	PF	PA
y-Philadelphia	12	4	0	.750	384	222
x-Dallas	12	4	0	.750	454	311
Washington	6	10	0	.375	261	293
St. Louis	5	11	0	.313	299	350
New York Giants	4	12	0	.250	249	425

NFC CENTRAL

Team	W	L	T	Pct	PF	PA
y-Minnesota	9	7	0	.563	317	308
Detroit	9	7	0	.563	334	272
Chicago	7	9	0	.438	304	264
Tampa Bay	5	10	1	.344	271	341
Green Bay	5	10	1	.344	231	371

NFC WEST

Team	W	L	T	Pct	PF	PA
*y-Atlanta	12	4	0	.750	405	272
x-Los Angeles	11	5	0	.688	424	289
San Francisco	6	10	0	.375	320	415
New Orleans	1	15	0	.063	291	487

x - Wild Card Qualifier; y - Division Title; * - Home-field Advantage

WILD CARD PLAYOFF GAMES

12/28 - at Oakland 27, Houston 7
12/28 - at Dallas 34, Los Angeles 13

DIVISIONAL PLAYOFF GAMES

1/3 - at San Diego 20, Buffalo 14
1/3 - at Philadelphia 31, Minnesota 16
1/4 - Oakland 14, at Cleveland 12
1/4 - Dallas 30, at Atlanta 27

CONFERENCE CHAMPIONSHIPS

1/11 - Oakland 34, at San Diego 27
1/11 - at Philadelphia 20, Dallas 7

SUPER BOWL XV (NEW ORLEANS)

1/25 - Oakland 27, Philadelphia 10



1979 FINAL STATISTICS (10-6)

Head Coach: Red Miller AFC West: 2nd Home Stadium: Mile High Stadium

Date	W-L	Score	Opponent	Attendance	RUSHING	No.	Yds.	Avg.	Long	TD
Sept 2	W	10-0	Cincinnati	74,788	Armstrong	108	453	4.2	26	2
Sept 6	L	9-13	Los Angeles	74,884	Jensen	106	400	3.8	30	1
Sept 16	W	20-17	at Atlanta (OT)	57,677	Lytle	102	371	3.6	19	4
Sept 23	W	37-34	Seattle	74,879	Keyworth	81	323	4.0	17	1
Sept 30	L	3-27	at Oakland	52,632	Preston	43	169	3.9	18	1
Oct 7	W	7-0	San Diego	74,997	Canada	36	143	4.0	17	0
Oct 14	W	24-10	at Kansas City	74,292	Weese	18	116	6.4	20	3
Oct 22	L	7-42	at Pittsburgh	49,699	Prestridge	1	29	29.0	29	0
Oct 28	W	20-3	Kansas City	74,908	Morton	23	13	0.6	7	1
Nov 4	W	10-3	New Orleans	74,482	Upchurch	3	17	5.7	18	0
Nov 11	W	45-10	New England	74,379	Dixon	3	9	3.0	7	0
Nov 18	W	38-28	at San Francisco	42,910	Odoms	1	-7	-7.0	-7	0
Nov 25	L	10-14	Oakland	74,186	BRONCOS	525	2036	3.8	30	13
Dec 2	W	19-16	at Buffalo	37,886	OPPONENTS	502	1693	3.4	72	16
Dec 8	L	23-28	at Seattle	60,038						
Dec 17	L	7-17	at San Diego	51,906						

TEAM STATISTICS	Den	Opp
TOTAL FIRST DOWNS	306	273
Rushing	130	100
Passing	149	146
Penalty	27	27
3RD DOWN: MADE/ATT	77/222	95/248
3rd Down Pct.	34.7	38.3
TOTAL NET YARDS	5142	4852
Avg. Per Game	321.4	303.3
Total Plays	1044	1033
Avg. Per Play	4.9	4.7
NET YARDS RUSHING	2040	1693
Avg. Per Game	127.5	105.8
Total Rushes	524	502
NET YARDS PASSING	3102	3159
Avg. Per Game	193.9	197.4
Sacked/Yards Lost	44/331	19/162
Gross Yards	3433	3321
Att./Completions	476/260	512/296
Completion Pct.	54.6	57.8
Had Intercepted	23	19
PUNTS/AVERAGE	89/39.9	88/42.1
NET PUNTING AVG	33.0	34.1
PENALTIES/YARDS	116/1006	118/1033
FUMBLES/BALL LOST	35/18	30/19
TOUCHDOWNS	36	31
Rushing	13	16
Passing	18	11
Returns	5	4
TOTAL POINTS	289	262

SCORE BY PERIODS	1	2	3	4	OT	Total
BRONCOS	64	83	99	40	3	289
OPPONENTS	37	107	44	74	0	262

SCORING	TD	Ru	Pa	Rt	PAT	FG	S	PTS
Turner	0	0	0	0	32/34	13/21	0	71
Upchurch	7	0	7	0	0/0	0/0	0	42
Moses	6	0	6	0	0/0	0/0	0	36
Lytle	4	4	0	0	0/0	0/0	0	24
Weese	3	3	0	0	0/0	0/0	0	18
Armstrong	3	2	1	0	0/0	0/0	0	18
Preston	2	1	1	0	0/0	0/0	0	12
Jensen	2	1	1	0	0/0	0/0	0	12
Morton	1	1	0	0	0/0	0/0	0	6
Keyworth	1	1	0	0	0/0	0/0	0	6
Odoms	1	0	1	0	0/0	0/0	0	6
Studdard	1	0	1	0	0/0	0/0	0	6
Swenson	1	0	0	1	0/0	0/0	0	6
Nairne	1	0	0	1	0/0	0/0	0	6
Thompson	1	0	0	1	0/0	0/0	0	6
Wright	1	0	0	1	0/0	0/0	0	6
Carter	1	0	0	1	0/0	0/0	0	6
TEAM	0	0	0	0	0/0	0/0	1	2
BRONCOS	36	13	18	5	32/34	13/21	1	289
OPPONENTS	31	16	11	4	31/31	15/26	0	262

RECEIVING	No.	Yds.	Avg.	Long	TD
Upchurch	64	937	14.6	47	7
Moses	54	943	17.5	64t	6
Odoms	40	638	16.0	45	1
Jensen	19	144	7.6	25t	1
Preston	19	137	7.2	19	1
Keyworth	18	132	7.3	18	0
Armstrong	14	138	9.9	17	1
Lytle	13	93	7.2	12	0
Watson	6	83	13.8	22	0
Egloff	5	70	14.0	22	0
Dolbin	3	74	24.7	45	0
Canada	3	36	12.0	15	0
Turner	1	6	6.0	6	0
Studdard	1	2	2.0	2t	1
BRONCOS	260	3433	13.2	64t	18
OPPONENTS	296	3321	11.2	65	11

INTERCEPTIONS	No.	Yds.	Avg.	Long	TD
Foley	6	14	2.3	7	0
Thompson	4	57	14.3	28	0
Swenson	3	0	0.0	0	0
Rizzo	2	25	12.5	25	0
Wright	2	20	10.0	15	0
T. Jackson	1	34	34.0	34	0
West	1	26	26.0	26	0
B. Jackson	0	*13	—	13	0
BRONCOS	19	189	9.9	34	0
OPPONENTS	23	291	12.7	50t	1

*return yardage gained by lateral

PUNTING	No.	Yds.	Avg.	TB	In20	Long	B
Prestridge	89	3555	39.9	7	17	63	0
OPPONENTS	88	3705	42.1	15	20	62	0

PUNT RETURNS	No.	FC	Yds.	Avg.	Long	TD
Upchurch	30	5	304	10.1	44	0
Preston	7	1	78	11.1	22	0
Pane	5	3	20	4.0	10	0
West	1	0	-1	-1.0	-1	0
BRONCOS	43	9	401	9.3	44	0
OPPONENTS	52	11	480	9.2	33	0

KICKOFF RETURNS	No.	Yds.	Avg.	Long	TD
Pane	18	354	19.7	30	0
Preston	13	336	25.8	37	0
Upchurch	5	79	15.8	26	0
B. Jackson	4	53	13.3	21	0
Dixon	3	53	17.7	24	0
Canada	3	31	10.3	18	0
Grant	1	25	25.0	25	0
Armstrong	1	21	21.0	21	0
Kinney	1	14	14.0	14	0
Egloff	0	0	0.0	0	0
BRONCOS	50	966	19.3	37	0
OPPONENTS	57	1173	20.6	85t	1

FIELD GOAL BREAKDOWN	Distance	1-19	20-29	30-39	40-49	50+	Total
Turner	1/1	7/9	4/8	1/3	0/0	0/0	13/21
OPPONENTS	0/0	9/10	4/7	2/8	0/1	15/26	

TURNER: (37N,37G) () (24G,32N,24G) (27G) (32N, 19G) () (28G,40B) () (27G,37N) (49G) (32G) (30G) (23G,22N,28N,32G) (41N,29G) ()

SACKS: Manor 6.5, Chavous 4, T. Jackson 3.5, Evans 1.5, Latimer 1, Radford 1, Thompson 1, Grant 1, **TOTAL 19.0**

PASSING	Att.	Comp.	Yds.	Comp.%	Yd./Att.	TD	TD%	Int	Int%	LG	Sack/Lost	Rtg.
Morton	370	204	2626	55.1	7.10	16	4.3	19	5.1	64t	31/245	70.6
Weese	97	53	731	54.6	7.54	1	1.0	3	3.1	50	13/86	69.4
Penrose	5	2	44	40.0	8.80	0	0.0	1	20.0	29	0/0	70.3
Keyworth	1	1	32	100.0	32.00	1	100.0	0	0.0	32t	0/0	158.3
Preston	1	0	0	0.0	0.00	0	0.0	0	0.0	0	0/0	39.5
Upchurch	1	0	0	0.0	0.00	0	0.0	0	0.0	0	0/0	39.5
Prestridge	1	0	0	0.0	0.00	0	0.0	0	0.0	0	0/0	39.5
BRONCOS	476	260	3433	54.6	7.21	18	3.8	23	4.8	64t	44/331	70.3
OPPONENTS	512	296	3321	57.8	6.49	11	2.1	19	3.7	65	19/162	68.8



1979 DEFENSIVE STATS

(based on coaches' film review)

	TT	UT	A	S-YDS	I-YDS	FR
1 Gradishar	235	146	89	0-0	0-0	1
2 Swenson	163	110	53	0-0	3-0	4
3 Chavous	122	82	40	4-31	0-0	0
4 Rizzo	121	85	36	0-0	2-25	1
5 T. Jackson	107	71	36	3.5-25	1-34	2
6 Manor	102	72	30	6.5-59	0-0	1
7 Thompson	101	74	27	1-9	4-57	1
8 Carter	91	46	45	0-0	0-0	2
9 Wright	90	73	17	0-0	2-20	0
10 Foley	79	62	17	0-0	6-14	1
11 Grant	66	43	23	0.5-7	0-0	1
12 Latimer	64	44	20	1-9	0-0	1
13 Evans	59	46	13	1.5-15	0-0	0
West	59	37	22	0-0	1-26	1
15 B. Jackson	56	34	22	0-0	0-0	0
16 Nairne	46	32	14	0-0	0-0	0
17 Radford	17	9	8	1-6	0-0	1
18 Pane	6	4	2	0-0	0-0	0
19 Ryan	5	4	1	0-0	0-0	1
20 Lathrop	1	1	0	0-0	0-0	0
TOTALS	1,590	1,075	515	19-161	19-189	18

1979 GAMES STARTED

OFFENSE

DEFENSE

QB Morton, Craig	10	DE Chavous, Barney	16
QB Weese, Norris	6	DE Manor, Brison	16
RB Armstrong, Otis	1	NT Carter, Rubin	15
RB Jensen, Jim	7	NT Latimer, Don	1
RB Keyworth, Jon	9	LB Evans, Larry	4
RB Lytle, Rob	12	LB Gradishar, Randy	15
RB Preston, Dave	3	LB Jackson, Tom	13
WR Moses, Haven	16	LB Nairne, Rob	4
WR Upchurch, Rick	16	LB Rizzo, Joe	12
TE Egloff, Ron	4	LB Swenson, Bob	16
TE Odums, Riley	12	CB Foley, Steve	16
C Bryan, Billy	16	CB Wright, Louis	16
T Minor, Claudie	16	S Jackson, Bernard	9
T Studdard, Dave	16	S Thompson, Billy	16
G Glassic, Tom	16	S West, Charlie	7
G Howard, Paul	16		

1979 COACHES

Red Miller (Head Coach), **Marv Braden** (Special Teams), **Joe Collier** (Defensive Coordinator), **Whitley Dovell** (Offensive Line), **Stan Jones** (Defensive Line), **Richie McCabe** (Defensive Backs), **Babe Parilli** (Quarterbacks), **Fran Poltfoot** (Wide Receivers), **Paul Roach** (Offensive Backfield), **Bob Zeman** (Linebackers).

1979 LEADERS / RANKINGS

INDIVIDUAL	PLAYER	NO.	AFC RANK	NFL RANK	NFL LEADER	NO.
Points	Turner	71	11	18	Smith (NE)	115
Rushing Yards	Armstrong	453	22	44	Campbell (HOU)	1,697
Passing Yards	Morton	2,626	10	16	Fouts (SD)	4,082
Passer Rating	Morton	70.7	11	16	Staubach (DAL)	92.3
Receiving Yards	Moses	943	9	15	Largent (SEA)	1,237
Receptions	Upchurch	64	5	9	Washington (BAL)	82
Interceptions	Foley	6	4t	6t	Reinhardt (HOU)	12

OFFENSE	NO.	AFC RANK	NFL RANK	NFL LEADER	NO.
Points Per Game	18.1	11	20	Pittsburgh	26.0
Total Yards Per Game	321.4	8	12	Pittsburgh	391.1
Yards Per Play	4.9	6	9	Pittsburgh	5.8
Rushing Yards Per Game	127.5	9	18	New York Jets	165.4
Net Passing Yards Per Game	193.9	9	13	San Diego	244.7

DEFENSE	NO.	AFC RANK	NFL RANK	NFL LEADER	NO.
Points Per Game	16.4	3t	5t	Tampa Bay	14.8
Total Yards Per Game	303.3	5	10	Tampa Bay	246.8
Yards Per Play	4.7	5	11	Tampa Bay	3.9
Rushing Yards Per Game	105.8	1	1	Denver	105.8
Net Passing Yards Per Game	197.4	11	23	Tampa Bay	129.8

1979 KEY AWARDS

Pro Bowl (4): LB Randy Gradishar, LB Tom Jackson, WR Rick Upchurch, CB Louis Wright. **AP All-Pro (3):** LB Randy Gradishar (second team), WR Rick Upchurch (second team), CB Louis Wright (first team).

1979 NFL STANDINGS

AFC EAST

Team	W	L	T	Pct	PF	PA
y-Miami	10	6	0	.625	341	257
New England	9	7	0	.563	411	326
New York Jets	8	8	0	.500	337	383
Buffalo	7	9	0	.438	268	279
Baltimore	5	11	0	.313	271	351

AFC CENTRAL

Team	W	L	T	Pct	PF	PA
y-Pittsburgh	12	4	0	.750	416	262
x-Houston	11	5	0	.688	362	331
Cleveland	9	7	0	.563	359	352
Cincinnati	4	12	0	.250	337	421

AFC WEST

Team	W	L	T	Pct	PF	PA
*y-San Diego	12	4	0	.750	411	246
x-Denver	10	6	0	.625	289	262
Seattle	9	7	0	.563	378	372
Oakland	9	7	0	.563	365	337
Kansas City	7	9	0	.438	238	262

NFC EAST

Team	W	L	T	Pct	PF	PA
*y-Dallas	11	5	0	.688	371	313
x-Philadelphia	11	5	0	.688	339	282
Washington	10	6	0	.625	348	295
New York Giants	6	10	0	.375	237	323
St. Louis	5	11	0	.313	307	358

NFC CENTRAL

Team	W	L	T	Pct	PF	PA
y-Tampa Bay	10	6	0	.625	273	237
x-Chicago	10	6	0	.625	306	249
Minnesota	7	9	0	.438	259	337
Green Bay	5	11	0	.313	246	316
Detroit	2	14	0	.125	219	365

NFC WEST

Team	W	L	T	Pct	PF	PA
y-Los Angeles	9	7	0	.563	323	309
New Orleans	8	8	0	.500	370	360
Atlanta	6	10	0	.375	300	388
San Francisco	2	14	0	.125	308	416

x - Wild Card Qualifier; y - Division Title; * - Home-field Advantage

WILD CARD PLAYOFF GAMES

12/23 - at Houston 13, Denver 7

12/23 - at Philadelphia 27, Chicago 17

DIVISIONAL PLAYOFF GAMES

12/29 - Houston 17, at San Diego 14

12/29 - at Tampa Bay 24, Philadelphia 17

12/30 - at Pittsburgh 34, Miami 14

12/30 - Los Angeles 21, at Dallas 19

CONFERENCE CHAMPIONSHIPS

1/6 - at Pittsburgh 27, Houston 13

1/6 - Los Angeles 9, at Tampa Bay 0

SUPER BOWL XIV (PASADENA, CALIF.)

1/20 - Pittsburgh 31, Los Angeles 19

1978 FINAL STATISTICS (10-6)

Head Coach: Red Miller AFC West: 1st Home Stadium: Mile High Stadium

Date	W-L	Score	Opponent	Attendance	RUSHING	No.	Yds.	Avg.	Long	TD
Sept 3	W	14-6	Oakland	74,904	Perrin	108	455	4.2	28	4
Sept 11	L	9-12	at Minnesota (OT)	46,508	Keyworth	112	444	4.0	30	3
Sept 17	W	27-14	San Diego	74,983	Armstrong	112	381	3.4	20	1
Sept 24	W	23-17	at Kansas City (OT)	60,593	Canada	79	365	4.6	47	3
Oct 1	W	28-7	Seattle	74,989	Lytle	81	341	4.2	25	2
Oct 8	L	0-23	at San Diego	50,077	Preston	66	296	4.5	16	1
Oct 16	W	16-7	Chicago	75,008	Morton	17	71	4.2	12	0
Oct 22	L	6-7	at Baltimore	54,057	Weese	17	48	2.8	8	1
Oct 29	W	20-17	at Seattle (OT)	62,948	Upchurch	5	31	6.2	11	0
Nov 5	L	28-31	New York Jets	74,983	Foley	1	14	14.0	14	0
Nov 12	W	19-7	at Cleveland	70,856	Odoms	2	5	2.5	7	0
Nov 19	W	16-3	Green Bay	74,965	Penrose	1	0	0.0	0	0
Nov 23	L	14-17	at Detroit	71,785	BRONCOS	601	2451	4.0	47	15
Dec 3	W	21-6	at Oakland	53,932	OPPONENTS	549	1979	3.6	76	12
Dec 10	W	24-3	Kansas City	74,149						
Dec 16	L	17-21	Pittsburgh	74,104						

TEAM STATISTICS

	Den	Opp
TOTAL FIRST DOWNS	294	251
Rushing	129	106
Passing	137	120
Penalty	28	25
3RD DOWN: MADE/ATT	81/226	88/249
3rd Down Pct.	35.8	35.3
TOTAL NET YARDS	4829	4448
Avg. Per Game	301.8	278.0
Total Plays	1039	1016
Avg. Per Play	4.6	4.4
NET YARDS RUSHING	2451	1979
Avg. Per Game	143.2	123.7
Total Rushes	601	549
NET YARDS PASSING	2378	2469
Avg. Per Game	148.6	154.3
Sacked/Yards Lost	48/332	30/243
Gross Yards	2710	2712
Att./Completions	391/217	438/246
Completion Pct.	55.5	56.2
Had Intercepted	17	31
PUNTS/AVERAGE	96/36.4	88/39.9
NET PUNTING AVG	32.8	29.9
PENALTIES/YARDS	132/1092	114/894
FUMBLES/BALL LOST	28/17	28/13
TOUCHDOWNS	36	21
Rushing	15	12
Passing	17	9
Returns	4	0
TOTAL POINTS	282	198

SCORE BY PERIODS

	1	2	3	4	OT	Total
BRONCOS	58	55	71	89	9	282
OPPONENTS	44	75	50	26	3	198

SCORING

	TD	Ru	Pa	Rt	PAT	FG	S	PTS
Turner	0	0	0	0	31/35	11/22	0	64
Odoms	6	0	6	0	0/0	0/0	0	36
Perrin	5	4	1	0	0/0	0/0	0	30
Moses	5	0	5	0	0/0	0/0	0	30
Keyworth	4	3	1	0	0/0	0/0	0	24
Canada	3	3	0	0	0/0	0/0	0	18
Armstrong	2	1	1	0	0/0	0/0	0	12
Upchurch	2	0	1	1	0/0	0/0	0	12
Lytle	2	2	0	0	0/0	0/0	0	12
Preston	2	1	1	0	0/0	0/0	0	12
Weese	1	1	0	0	0/0	0/0	0	6
Thompson	1	0	0	1	0/0	0/0	0	6
Gradishar	1	0	0	1	0/0	0/0	0	6
T. Jackson	1	0	0	1	0/0	0/0	0	6
Egloff	1	0	1	0	0/0	0/0	0	6
Alzado	0	0	0	0	0/0	0/0	1	2
BRONCOS	36	15	17	4	31/35	11/22	1	282
OPPONENTS	21	12	9	0	21/21	17/27	0	198

RECEIVING

	No.	Yds.	Avg.	Long	TD
Odoms	54	829	15.4	42t	6
Moses	37	744	20.1	42	5
Dolbin	24	284	11.8	21	0
Preston	24	199	8.3	21	1
Keyworth	21	166	7.9	20	1
Upchurch	17	210	12.4	29t	1
Armstrong	12	98	8.2	19	1
Perrin	10	54	5.4	13	1
Canada	6	37	6.2	12	0
Lytle	6	37	6.2	10	0
Egloff	4	33	8.3	15	1
Kinney	1	23	23.0	23	0
Turner	1	-4	-4.0	-4	0
BRONCOS	217	2710	12.4	42t	17
OPPONENTS	246	2712	11.0	75t	9

INTERCEPTIONS

	No.	Yds.	Avg.	Long	TD
B. Jackson	6	128	21.2	38	0
Foley	6	84	14.0	30	0
Gradishar	4	19	4.8	8	0
Thompson	4	0	0.0	0	0
T. Jackson	3	28	9.3	28t	1
Rizzo	3	10	3.3	10	0
Turk	2	36	18.0	22	0
Wright	2	2	1.0	2	0
Swenson	1	0	0.0	0	0
BRONCOS	31	307	9.9	38	1
OPPONENTS	17	195	11.5	61	0

PUNTING

	No.	Yds.	Avg.	TB	In20	Long	B
Dilts	96	3494	36.4	6	23	73	0
OPPONENTS	88	3510	39.9	15	14	60	2

PUNT RETURNS

	No.	FC	Yds.	Avg.	Long	TD
Upchurch	36	2	493	13.7	75t	1
Preston	10	0	68	6.8	23	0
West	3	2	20	6.7	12	0
Thompson	1	0	3	3.0	3	0
Pane	1	0	-2	-2.0	1	0
BRONCOS	51	4	582	11.4	75t	1
OPPONENTS	47	21	226	4.8	55	0

KICKOFF RETURNS

	No.	Yds.	Avg.	Long	TD
Perrin	12	256	21.3	33	0
B. Jackson	9	209	23.2	40	0
Upchurch	8	222	27.8	41	0
Preston	7	154	22.0	32	0
Keyworth	2	24	12.0	13	0
Pane	1	29	29.0	29	0
West	1	24	24.0	24	0
Schultz	1	20	20.0	20	0
Turk	1	14	14.0	14	0
BRONCOS	42	952	22.6	41	0
OPPONENTS	52	1223	23.5	51	0

FIELD GOAL BREAKDOWN

Distance	1-19	20-29	30-39	40-49	50+	Total
Turner	1/1	3/4	3/7	4/8	0/2	11/22
OPPONENTS	2/3	8/9	4/7	3/8	0/0	17/27

SACKS: Alzado 9, Carter 6.5, Chavous 4, T. Jackson 3, Latimer 2, Rizzo 2, Swenson 1.5, Grant 1.5, Nairne 1, Manor 0.5, **TOTAL 31.0**

PASSING	Att.	Comp.	Yds.	Comp. %	Yd./Att.	TD	TD %	Int	Int %	LG	Sack/Lost	Rtg.
Morton	267	146	1802	54.7	6.75	11	4.1	8	3.0	42t	36/238	76.9
Weese	87	55	723	63.2	8.31	4	4.6	5	5.7	31	12/94	80.9
Penrose	37	16	185	43.2	5.00	2	5.4	4	10.8	29	0/0	37.3
BRONCOS	391	217	2710	55.5	6.93	17	4.3	17	4.3	42t	48/332	73.6
OPPONENTS	438	246	2712	56.2	6.19	9	2.1	31	7.1	75t	30/243	52.1



1978 DEFENSIVE STATS

(based on coaches' film review)

	TT	UT	A	S-YDS	I-YDS	FR
1 Gradishar	286	196	90	0-0	4-19	2
2 Swenson	174	104	70	1.5-8	1-0	1
3 Carter	142	83	59	6.5-43	0-0	1
Rizzo	142	78	64	2-0	3-10	1
5 T. Jackson	126	67	59	3-23	3-28	0
6 Chavous	121	66	55	4-35.5	0-0	0
7 Alzado	118	77	41	9-68.5	0-0	0
8 Thompson	107	75	32	0-0	4-0	2
9 B. Jackson	91	60	31	0-0	6-128	0
10 Wright	77	59	18	0-0	2-2	2
11 Foley	56	47	9	0-0	6-84	0
12 Manor	47	29	18	0.5-9	0-0	0
13 Latimer	42	32	10	2-21	0-0	0
14 Nairne	35	19	16	1-8	0-0	0
15 Turk	29	17	12	0-0	2-36	0
Grant	29	16	13	1.5-18	0-0	2
17 Smith	25	11	14	0-0	0-0	1
18 Evans	18	10	8	0-0	0-0	0
19 West	17	6	11	0-0	0-0	0
TOTALS	1,682	1,052	630	31-234	31-307	12

1978 GAMES STARTED

OFFENSE

DEFENSE

QB Morton, Craig	13	DE Alzado, Lyle	16
QB Penrose, Craig	2	DE Chavous, Barney	16
QB Weese, Norris	1	NT Carter, Rubin	16
RB Armstrong, Otis	9	LB Gradishar, Randy	16
RB Keyworth, Jon	16	LB Jackson, Tom	16
RB Lytle, Rob	7	LB Nairne, Rob	1
WR Dotbin, Jack	14	LB Rizzo, Joe	15
WR Moses, Haven	16	LB Swenson, Bob	15
TE Moore, Bob	2	LB Turk, Godwin	1
TE Odoms, Riley	16	CB Foley, Steve	16
C Bryan, Billy	12	CB Wright, Louis	16
C Maples, Bobby	5	S Jackson, Bernard	16
T Bain, Bill	1	S Thompson, Billy	16
T Minor, Claudie	16		
T Neville, Tom	15		
G Glassic, Tom	10		
G Howard, Paul	13		
G Hyde, Glenn	5		
G Schindler, Steve	3		

1978 COACHES

Red Miller (Head Coach), Marv Braden (Special Teams), Joe Collier (Defensive Coordinator), Ken Gray (Offensive Line), Stan Jones (Defensive Line), Richie McCabe (Defensive Backs), Babe Parilli (Quarterbacks), Fran Poltfoot (Wide Receivers), Paul Roach (Offensive Backfield), Bob Zeman (Linebackers).

1978 LEADERS / RANKINGS

INDIVIDUAL	PLAYER	NO.	AFC RANK	NFL RANK	NFL LEADER	NO.
Points	Turner	64	14	241	Corral (LA)	118
Rushing Yards	Perrin	455	28	55	Campbell (HOU)	1,450
Passing Yards	Morton	1,802	12	23	Tarkenton (MIN)	3,468
Passer Rating	Morton	76.9	5	7	Staubach (DAL)	84.9
Receiving Yards	Odoms	829	6	10	Largent (SEA)	1,168
Receptions	Odoms	54	6	12	Young (MIN)	88
Interceptions	Foley/B. Jackson	6	21	51	Darden (CLE)	10

OFFENSE	NO.	AFC RANK	NFL RANK	NFL LEADER	NO.
Points Per Game	17.6	11	15	Dallas	24.0
Total Yards Per Game	301.8	10	14	New England	372.8
Yards Per Play	4.6	121	161	New England	5.5
Rushing Yards Per Game	143.2	5	8	New England	197.8
Net Passing Yards Per Game	148.6	9	17	San Diego	222.9

DEFENSE	NO.	AFC RANK	NFL RANK	NFL LEADER	NO.
Points Per Game	12.4	2	2	Pittsburgh	12.2
Total Yards Per Game	278.0	2	6	Los Angeles	243.3
Yards Per Play	4.4	2	61	Los Angeles	4.1
Rushing Yards Per Game	123.7	3	6	Dallas	107.6
Net Passing Yards Per Game	154.3	2	8	Buffalo	134.8

1978 KEY AWARDS

Pro Bowl (7): DE Lyle Alzado, LB Randy Gradishar, LB Tom Jackson, TE Riley Odoms, S Billy Thompson, WR Rick Upchurch, CB Louis Wright. **AP All-Pro (5):** DE Lyle Alzado (first team), LB Randy Gradishar (first team), LB Tom Jackson (first team), WR Rick Upchurch (first team), CB Louis Wright (first team). **AP NFL Defensive Player of the Year:** LB Randy Gradishar. **UPI AFC Defensive Player of the Year:** LB Randy Gradishar.

1978 NFL STANDINGS

AFC EAST

Team	W	L	T	Pct	PF	PA
y-New England	11	5	0	.688	358	286
x-Miami	11	5	0	.688	372	254
New York Jets	8	8	0	.500	359	364
Buffalo	5	11	0	.313	302	354
Baltimore	5	11	0	.313	239	421

AFC CENTRAL

Team	W	L	T	Pct	PF	PA
*y-Pittsburgh	14	2	0	.875	356	195
x-Houston	10	6	0	.625	283	298
Cleveland	8	8	0	.500	334	356
Cincinnati	4	12	0	.250	252	284

AFC WEST

Team	W	L	T	Pct	PF	PA
y-Denver	10	6	0	.625	282	198
Oakland	9	7	0	.563	311	283
Seattle	9	7	0	.563	345	358
San Diego	9	7	0	.563	355	309
Kansas City	4	12	0	.250	243	327

NFC EAST

Team	W	L	T	Pct	PF	PA
y-Dallas	12	4	0	.750	384	208
x-Philadelphia	9	7	0	.563	270	250
Washington	8	8	0	.500	273	283
New York Giants	6	10	0	.375	264	298
St. Louis	6	10	0	.375	248	296

NFC CENTRAL

Team	W	L	T	Pct	PF	PA
y-Minnesota	8	7	1	.531	294	306
Green Bay	8	7	1	.531	249	269
Detroit	7	9	0	.438	290	300
Chicago	7	9	0	.438	253	274
Tampa Bay	5	11	0	.313	241	259

NFC WEST

Team	W	L	T	Pct	PF	PA
*y-Los Angeles	12	4	0	.750	316	245
x-Atlanta	9	7	0	.563	240	290
New Orleans	7	9	0	.438	281	298
San Francisco	2	14	0	.125	219	350

x - Wild Card Qualifier; y - Division Title; * - Home-field Advantage

WILD CARD PLAYOFF GAMES

12/24 - Houston 17, at Miami 13

12/24 - at Atlanta 14, Philadelphia 13

DIVISIONAL PLAYOFF GAMES

12/30 - at Pittsburgh 33, Denver 10

12/30 - at Dallas 27, Atlanta 20

12/31 - Houston 31, at New England 14

12/31 - at Los Angeles 34, Minnesota 10

CONFERENCE CHAMPIONSHIPS

1/7 - at Pittsburgh 34, Houston 5

1/7 - Dallas 28, at Los Angeles 0

SUPER BOWL XIII (MIAMI)

1/21 - Pittsburgh 35, Dallas 31

1977 FINAL STATISTICS (12-2)

Head Coach: Red Miller AFC West: 1st Home Stadium: Mile High Stadium

Date	W-L	Score	Opponent	Attendance	RUSHING	No.	Yds.	Avg.	Long	TD
Sept 18	W	7-0	St. Louis	75,002	Armstrong	130	489	3.8	35	4
Sept 25	W	26-6	Buffalo	74,737	Perrin	110	456	4.1	62	3
Oct 2	W	24-13	at Seattle	53,108	Lytle	104	408	3.9	21	1
Oct 9	W	23-7	Kansas City	74,718	Keyworth	83	311	3.7	16	1
Oct 16	W	30-7	at Oakland	53,616	Jensen	40	143	3.6	12	1
Oct 23	W	24-13	at Cincinnati	54,395	Morton	31	125	4.0	15	4
Oct 30	L	14-24	Oakland	75,007	Weese	11	56	5.1	21	1
Nov 6	W	21-7	Pittsburgh	74,967	Penrose	4	24	6.0	17	0
Nov 13	W	17-14	at San Diego	45,211	Upchurch	1	19	19.0	19t	1
Nov 20	W	14-7	at Kansas City	54,050	Dolbin	2	12	6.0	14	0
Nov 27	W	27-13	Baltimore	74,939	Klick	1	1	1.0	1	0
Dec 4	W	24-14	at Houston	46,875	Dilts	1	0	0.0	0	0
Dec 11	W	17-9	San Diego	74,905	Moses	5	-1	-0.2	8	0
Dec 18	L	6-14	at Dallas	63,752	BRONCOS	523	2043	3.9	62	16
					OPPONENTS	470	1531	3.3	65	5

TEAM STATISTICS	Den	Opp
TOTAL FIRST DOWNS	223	217
Rushing	101	77
Passing	107	123
Penalty	15	17
3RD DOWN: MADE/ATT	72/210	71/221
3rd Down Pct.	34.3	32.1
TOTAL NET YARDS	3906	3775
Avg. Per Game	279.0	269.6
Total Plays	886	931
Avg. Per Play	4.4	4.1
NET YARDS RUSHING	2043	1531
Avg. Per Game	145.9	109.4
Total Rushes	523	470
Avg. Per Rush	3.9	3.3
NET YARDS PASSING	1863	2244
Avg. Per Game	133.1	160.3
Sacked/Yards Lost	50/402	35/312
Gross Yards	2265	2556
Att./Completions	314/163	426/235
Completion Pct.	51.9	55.2
Had Intercepted	12	25
PUNTS/AVERAGE	91/39.2	95/40.7
NET PUNTING AVG	33.7	31.3
PUNT RETURNS/AVG	58/12.3	54/7.4
KICKOFF RETURNS/AVG	34/21.5	50/21.7
INTERCEPTIONS/RET.	25/19.6	12/14.3
PENALTIES/YARDS	91/883	97/718
FUMBLES/BALL LOST	28/15	27/14
TOUCHDOWNS	34	18
Rushing	16	5
Passing	15	11
Returns	3	2
EXTRA POINTS/ATTEMPTS	31/34	16/18
FIELD GOALS/ATTEMPTS	13/19	8/22
TOTAL POINTS	274	148

SCORE BY PERIODS	1	2	3	4	OT	Total
BRONCOS	68	72	60	74	0	274
OPPONENTS	45	46	40	17	0	148

SCORING	TD	Ru	Pa	Rt	PAT	FG	\$	PTS
Turner	1	0	1	0	31/34	13/19	0	76
Armstrong	4	4	0	0	0/0	0/0	0	24
Moses	4	4	0	0	0/0	0/0	0	24
Morton	4	4	0	0	0/0	0/0	0	24
Perrin	4	3	1	0	0/0	0/0	0	24
Upchurch	4	1	2	1	0/0	0/0	0	24
Dolbin	3	0	3	0	0/0	0/0	0	18
Odoms	3	0	3	0	0/0	0/0	0	18
Lytle	2	1	1	0	0/0	0/0	0	12
Wright	1	0	0	1	0/0	0/0	0	6
Keyworth	1	1	0	0	0/0	0/0	0	6
Jensen	1	1	0	0	0/0	0/0	0	6
Weese	1	1	0	0	0/0	0/0	0	6
Jackson	1	0	0	1	0/0	0/0	0	6
BRONCOS	34	16	15	3	31/34	13/19	0	274
OPPONENTS	18	5	11	2	16/18	8/22	0	148

RECEIVING	No.	Yds.	Avg.	Long	TD
Odoms	37	429	11.6	33	3
Moses	27	539	20.0	35	4
Dolbin	26	443	17.0	81t	3
Armstrong	18	128	7.1	20	0
Lytle	17	198	11.6	47t	1
Upchurch	12	245	20.4	45	2
Keyworth	11	48	4.4	14	0
Perrin	6	106	17.8	41t	1
Jensen	4	63	15.8	34	0
Egloff	2	27	13.5	20	0
Klick	2	14	7.0	11	0
Turner	1	25	25.0	25t	1
BRONCOS	163	2265	13.9	81t	15
OPPONENTS	235	2556	10.0	51	9

INTERCEPTIONS	No.	Yds.	Avg.	Long	TD
Thompson	5	122	24.4	38	0
T. Jackson	4	95	23.8	73t	1
Wright	3	128	42.7	59	1
Gradishar	3	56	18.7	28	0
Rizzo	3	49	16.3	38	0
Foley	3	22	7.3	11	0
B. Jackson	1	13	13.0	13	0
Smith	1	6	6.0	6	0
Evans	1	0	0.0	0	0
Swenson	1	0	0.0	0	0
BRONCOS	25	491	19.6	73t	2
OPPONENTS	12	172	14.3	29	0

PUNTING	No.	Yds.	Avg.	TB	In20	Long
Dilts	90	3525	39.2	5	20	63
Weese	1	38	38.0	0	0	38
BRONCOS	91	3563	39.2	5	20	63
OPPONENTS	95	3868	40.7	9	13	74

PUNT RETURNS	No.	FC	Yds.	Avg.	Long	TD
Upchurch	51	6	653	12.8	87t	1
Schultz	1	0	11	11.0	11	0
Pane	6	2	48	8.0	14	0
BRONCOS	58	8	712	12.3	87t	1
OPPONENTS	54	8	397	7.4	29	0

KICKOFF RETURNS	No.	Yds.	Avg.	Long	TD
Perrin	3	72	24.0	32	0
Upchurch	20	456	22.8	32	0
Schultz	6	135	22.5	33	0
Pane	1	16	16.0	16	0
Keyworth	1	15	15.0	15	0
Hyde	1	15	15.0	15	0
Grant	1	8	8.0	8	0
Nairne	1	1	1.0	1	0
Dolbin	0	*14	—	14	0
BRONCOS	34	732	21.5	33	0
OPPONENTS	50	1084	21.7	41	0

*return yardage gained by lateral

FIELD GOAL BREAKDOWN	Distance	1-19	20-29	30-39	40-49	50+	Total
Turner	0/0	3/4	7/10	3/5	0/0	0/0	13/19
OPPONENTS	1/1	2/3	1/5	4/9	0/4	0/22	

Sacks: Alzado 8, Chavous 8, Carter 6, T. Jackson 4, Manor 4, Gradishar 3, Swenson 2, Rizzo 1, Thompson 1, **TOTAL 37.0**

PASSING	Att.	Comp.	Yds.	Comp.%	Yd./Att.	TD	TD%	Int	Int%	LG	Sack/Lost	Rtg.
Morton	254	131	1929	51.6	7.59	14	5.5	8	3.1	81t	43/338	82.1
Penrose	40	21	217	52.5	5.43	0	0.0	4	10.0	35	5/49	28.9
Weese	20	11	119	55.0	5.95	1	5.0	0	0.0	31	2/15	89.4
BRONCOS	314	163	2265	51.9	7.21	15	4.8	12	3.8	81t	50/402	75.6
OPPONENTS	426	235	2556	55.2	6.00	11	2.6	25	5.9	51	35/312	57.2



1977 DEFENSIVE STATS

(based on coaches' film review)

	TT	UT	A	SACKS	I-YDS	FR
1 Gradishar	219	145	74	3	3-56	4
2 Swenson	135	89	46	2	1-0	0
3 Rizzo	123	72	51	1	3-49	1
4 Alzado	119	80	39	8	0-0	2
5 T. Jackson	116	77	39	4	4-95	0
6 Carter	113	71	42	6	0-0	0
7 Thompson	95	69	26	1	5-122	2
8 Chavous	82	51	31	8	0-0	0
9 Wright	77	57	20	0	3-128	0
10 B. Jackson	72	42	30	0	1-13	0
11 Foley	71	58	13	0	3-22	0
12 Grant	51	39	12	0	0-0	1
13 Manor	38	25	13	4	0-0	0
14 Smith	26	19	7	0	1-6	1
15 Turk	22	16	6	0	0-0	0
16 Polt	16	12	4	0	0-0	0
17 Evans	6	4	2	0	1-0	1
18 Pane	5	1	4	0	0-0	0
19 Nairne	2	1	1	0	0-0	0
20 Baska	1	1	0	0	0-0	0
21 Howard	0	0	0	0	0-0	1
TOTALS	1,389	929	460	37	25-491	13

1977 GAMES STARTED

OFFENSE	DEFENSE
QB Morton, Craig	14 DE Alzado, Lyle
RB Armstrong, Otis	10 DE Chavous, Barney
RB Keyworth, Jon	9 DE Manor, Brison
RB Lytle, Rob	4 DE Smith, Paul
RB Perrin, Lonnie	5 NT Carter, Rubin
WR Dolbin, Jack	13 LB Gradishar, Randy
WR Moses, Haven	14 LB Jackson, Tom
WR Upchurch, Rick	1 LB Rizzo, Joe
TE Odums, Riley	14 LB Swenson, Bob
C Montler, Mike	14 LB Turk, Godwin
T Maurer, Andy	13 CB Foley, Steve
T Minor, Claude	14 CB Pane, Chris
T Schindler, Steve	1 CB Wright, Louis
G Glassic, Tom	14 S Jackson, Bernard
G Howard, Paul	14 S Polt, Randy
	S Thompson, Billy

1977 COACHES

Red Miller (Head Coach), Marv Braden (Special Teams), Joe Collier (Defensive Coordinator), Bob Gambold (Defensive Backs), Ken Gray (Offensive Line), Stan Jones (Defensive Line), Myrel Moore (Linebackers), Babe Parilli (Quarterbacks), Fran Poltfoot (Wide Receivers), Paul Roach (Offensive Backfield).

1977 LEADERS / RANKINGS

INDIVIDUAL	PLAYER	NO.	AFC RANK	NFL RANK	NFL LEADER	NO.
Points	Turner	76	7	12	Mann (OAK)	99
Rushing Yards	Armstrong	489	22	40	Payton (CHI)	1,852
Passing Yards	Morton	1,929	9	13	Ferguson (BUF)	2,803
Passer Rating	Morton	82.1	2	4	Griese (MIA)	87.8
Receiving Yards	Moses	539	19	32	Burrough (HOU)	816
Receptions	Odoms	37	18t	31t	Mitchell (BAL)	71
Interceptions	Thompson	5	10t	16t	Blackwood (BAL)	10
OFFENSE		NO.	AFC RANK	NFL RANK	NFL LEADER	NO.
Points Per Game		19.6	8	10	Oakland	25.1
Total Yards Per Game		279.0	12	17	Dallas	343.7
Yards Per Play		4.4	12t	17t	St. Louis	5.1
Rushing Yards Per Game		145.9	7	11	Chicago	200.8
Net Passing Yards Per Game		133.1	11	15	Buffalo	200.2
DEFENSE		NO.	AFC RANK	NFL RANK	NFL LEADER	NO.
Points Per Game		10.6	1	3	Atlanta	9.2
Total Yards Per Game		269.6	4	9	Dallas	229.5
Yards Per Play		4.1	1	3t	Dallas	3.7
Rushing Yards Per Game		109.4	1	1	Denver	109.4
Net Passing Yards Per Game		160.3	12	25	Atlanta	98.9

1977 KEY AWARDS

Pro Bowl (5): DE Lyle Alzado, LB Randy Gradishar, LB Tom Jackson, S Billy Thompson, CB Louis Wright. **AP All-Pro (4):** DE Lyle Alzado (first team), LB Randy Gradishar (first team), LB Tom Jackson (first team), S Billy Thompson (first team). **AP NFL Coach of the Year:** Red Miller. **K.C. 101 Club NFL Coach of the Year:** Red Miller.

1977 NFL STANDINGS

AFC EAST

Team	W	L	T	Pct	PF	PA
y-Baltimore	10	4	0	.714	295	221
Miami	10	4	0	.714	313	197
New England	9	5	0	.643	278	217
Buffalo	3	11	0	.214	160	313
New York Jets	3	11	0	.214	191	300

AFC CENTRAL

Team	W	L	T	Pct	PF	PA
y-Pittsburgh	9	5	0	.643	283	243
Cincinnati	8	6	0	.571	238	235
Houston	8	6	0	.571	299	230
Cleveland	6	8	0	.429	269	267

AFC WEST

Team	W	L	T	Pct	PF	PA
*y-Denver	12	2	0	.857	274	148
x-Oakland	11	3	0	.786	351	230
San Diego	7	7	0	.500	222	205
Seattle	5	9	0	.357	282	373
Kansas City	2	12	0	.143	225	349

NFC EAST

Team	W	L	T	Pct	PF	PA
*y-Dallas	12	2	0	.857	345	212
Washington	9	5	0	.643	196	189
St. Louis	7	7	0	.500	272	287
Philadelphia	5	9	0	.357	220	207
New York Giants	5	9	0	.357	181	265

NFC CENTRAL

Team	W	L	T	Pct	PF	PA
y-Minnesota	9	5	0	.643	231	227
x-Chicago	9	5	0	.643	255	253
Detroit	6	8	0	.429	183	252
Green Bay	4	10	0	.286	134	219
Tampa Bay	2	12	0	.143	103	223

NFC WEST

Team	W	L	T	Pct	PF	PA
y-Los Angeles	10	4	0	.714	302	146
Atlanta	7	7	0	.500	179	129
San Francisco	5	9	0	.357	220	260
New Orleans	3	11	0	.214	232	336

x - Wild Card Qualifier; y - Division Title; * - Home-field Advantage

DIVISIONAL PLAYOFF GAMES

12/24 - Oakland 37, at Baltimore 31 (OT)

12/24 - at Denver 34, Pittsburgh 21

12/26 - at Dallas 37, Chicago 7

12/26 - Minnesota 14, at Los Angeles 7

CONFERENCE CHAMPIONSHIPS

1/1 - at Denver 20, Oakland 17

1/1 - at Dallas 23, Minnesota 6

SUPER BOWL XII (NEW ORLEANS)

1/15 - Dallas 27, Denver 10

1976 FINAL STATISTICS (9-5)

Head Coach: John Ralston AFC West: 2nd Home Stadium: Mile High Stadium

Date	W-L	Score	Opponent	Attendance	RUSHING	No.	Yds.	Avg.	Long	TD
Sept 12	L	7-17	at Cincinnati	53,464	Armstrong	247	1008	4.1	31	5
Sept 19	W	46-3	New York Jets	62,519	Keyworth	122	349	2.9	13	3
Sept 26	W	44-13	Cleveland	62,758	Weese	33	142	6.2	20	0
Oct 3	W	26-0	San Diego	62,486	Perrin	27	118	3.2	14	2
Oct 10	L	3-17	at Houston	47,928	Kick	31	114	3.7	19	1
Oct 17	L	10-17	Oakland	63,241	Upchurch	6	7	11.8	25	1
Oct 24	W	35-26	at Kansas City	57,961	Ramsey	13	51	3.9	15	0
Oct 31	L	6-19	at Oakland	52,169	Odoms	3	36	12.0	15	2
Nov 7	W	48-13	Tampa Bay	62,503	Franckowiak	12	25	2.1	7	0
Nov 14	W	17-0	at San Diego	32,017	Van Heusen	1	20	20.0	20	0
Nov 21	W	14-13	New York Giants	62,961	Dolbin	2	5	2.5	8	0
Nov 28	L	14-38	at New England	61,128	Penrose	2	-3	-1.5	-1	0
Dec 5	W	17-16	Kansas City	57,995	Moses	1	-4	-4.0	-4	0
Dec 12	W	28-14	at Chicago	44,459	BRONCOS	500	1932	3.9	31	14
					OPPONENTS	496	1709	3.4	26	14

TEAM STATISTICS	Den	Opp
TOTAL FIRST DOWNS	239	222
Rushing	106	90
Passing	114	104
Penalty	19	28
3RD DOWN: MADE/ATT	69/193	73/222
3rd Down Pct.	35.8	32.9
TOTAL NET YARDS	4136	3734
Avg. Per Game	295.4	266.7
Total Plays	901	919
Avg. Per Play	4.6	4.1
NET YARDS RUSHING	1932	1709
Avg. Per Game	138.0	122.1
Total Rushes	500	496
Avg. Per Rush	3.9	3.4
NET YARDS PASSING	2204	2025
Avg. Per Game	157.4	144.6
Sacked/Yards Lost	48/306	32/240
Gross Yards	2510	2265
Att./Completions	353/168	391/214
Completion Pct.	47.6	54.7
Had Intercepted	22	24
PUNTS/AVERAGE	84/35.1	91/37.3
NET PUNTING AVG	29.9	28.5
PUNT RETURNS/AVG	51/12.5	43/8.7
KICKOFF RETURNS/AVG	46/23.4	50/24.1
MISC. RETURNS/AVG	12/5.7	6/0.9
INTERCEPTIONS/RET.	24/19.0	22/11.8
PENALTIES/YARDS	105/986	88/715
FUMBLES/BALL LOST	23/12	23/13
TOUCHDOWNS	39	25
Rushing	14	14
Passing	15	8
Returns	10	3
EXTRA POINTS/ATT	36/39	20/25
FIELD GOALS/ATT	15/21	12/27
TOTAL POINTS	315	206

SCORE BY PERIODS	1	2	3	4	OT	Total
BRONCOS	70	71	88	86	0	315
OPPONENTS	30	87	36	83	0	206

SCORING	TD	Ru	Pa	Rt	PAT	FG	S	PTS
Turner	0	0	0	0	36/39	15/21	0	81
Moses	7	0	7	0	0/0	0/0	0	42
Armstrong	6	5	1	0	0/0	0/0	0	36
Upchurch	6	1	1	4	0/0	0/0	0	36
Odoms	5	2	3	0	0/0	0/0	0	30
Keyworth	4	3	1	0	0/0	0/0	0	24
Kick	2	2	1	0	0/0	0/0	0	12
Perrin	2	0	0	0	0/0	0/0	0	12
Rowser	2	0	0	2	0/0	0/0	0	12
Dolbin	1	0	1	0	0/0	0/0	0	6
Jackson	1	0	0	1	0/0	0/0	0	6
Poiti	1	0	0	1	0/0	0/0	0	6
Gradihar	1	0	0	1	0/0	0/0	0	6
Jones	1	0	0	1	0/0	0/0	0	6
BRONCOS	39	14	15	10	36/39	15/21	0	315
OPPONENTS	25	14	8	3	20/25	12/28	0	206

RECEIVING	No.	Yds.	Avg.	Long	TD
Armstrong	39	457	11.7	36t	1
Odoms	30	477	15.9	47t	3
Moses	25	498	19.9	71t	7
Keyworth	22	201	9.1	31	1
Dolbin	19	354	18.6	40	1
Upchurch	12	340	28.3	59t	1
Kick	10	78	7.8	19	1
Franckowiak	4	42	10.5	11	0
Perrin	4	35	8.8	15	0
Schultz	2	29	14.5	16	0
Lyons	1	-1	-1.0	-1	0
BRONCOS	168	2510	14.9	71t	15
OPPONENTS	214	2265	10.6	58	8

INTERCEPTIONS	No.	Yds.	Avg.	Long	TD
Jackson	7	136	19.4	46t	1
Rowser	4	104	26.0	41t	2
Foley	4	95	23.8	34	0
Gradihar	3	44	14.7	31t	1
Swenson	2	26	13.0	26	0
Jones	2	7	3.5	7	0
Rizzo	1	8	8.0	8	0
Poiti	0	0	0.0	0	0
Wright	0	*32	-	32	0
BRONCOS	24	452	18.8	65	4
OPPONENTS	22	260	11.8	38	0

*return yardage gained by lateral						
PUNTING	No.	Yds.	Avg.	TB	In20	Long
Weese	52	1852	35.6	1	5	55
Van Heusen	31	1093	35.3	2	4	52
BRONCOS	*84	2945	35.1	3	9	55
OPPONENTS	91	3391	37.3	8	23	64

*Includes one team punt for 0 yards						
PUNT RETURNS	No.	FC	Yds.	Avg.	Long	TD
Upchurch	39	3	536	13.7	92t	4
Thompson	6	0	60	10.0	20	0
Foley	5	0	42	8.4	16	0
Schultz	1	2	2	2.0	2	0
BRONCOS	51	5	640	12.5	92t	4
OPPONENTS	43	1	372	8.7	64t	1

KICKOFF RETURNS	No.	Yds.	Avg.	Long	TD
Perrin	14	391	27.9	43	0
Schultz	3	82	27.3	38	0
Upchurch	22	514	23.4	64	0
Hyde	1	17	17.0	17	0
Brown	3	41	13.7	14	0
Franckowiak	2	22	11.0	14	0
Goodman	1	8	8.0	8	0
BRONCOS	46	1075	23.4	64	0
OPPONENTS	50	1206	24.1	43	0

FIELD GOAL BREAKDOWN					
Distance	1-19	20-29	30-39	40-49	50+
Turner	1/1	7/8	4/5	3/7	—
OPPONENTS	1/2	4/6	3/7	4/11	0/2

TURNER: (20G,30G) (47G) (40W,47G,25G,36G, 27G) (31G,49S) () (21G,28G) (19G,33G) (44B, 42G) (44S) () (38B,20G) (27HU)

SACKS: Chavous 8, Gradihar 7, Carter 4, T. Jackson 4, P. Smith 3, Hammond 1, Jones 1, Swenson 1, Rizzo 1, Moore 1, Dolbin 1, TOTAL 32.0

PASSING	Att.	Comp.	Yds.	Comp.%	Yd./Att.	TD	TD%	Int	Int%	LG	Sack/Lost	Rtg.
Ramsey	270	128	1931	47.4	7.15	11	4.1	13	4.8	71t	39/261	65.1
Weese	47	24	314	51.1	6.68	1	2.1	6	12.8	43	9/45	39.9
Penrose	36	16	265	44.4	7.36	3	8.3	3	8.3	41	0/0	62.8
BRONCOS	353	168	2510	47.6	7.11	15	4.2	22	6.2	71t	48/306	59.6
OPPONENTS	391	214	2265	54.7	5.79	8	2.0	24	6.1	58	32/240	53.1



1976 DEFENSIVE STATS

(based on unofficial press box statistics)

	TT	UT	A	SACKS	I-YDS	FR
1 Gradishar	137	101	36	7	3-44	1
2 Thompson	83	60	23	0	0-0	0
3 Jackson	77	58	19	4	7-136	2
4 Rizzo	76	59	17	1	1-8	0
5 Swenson	75	55	20	1	2-31	1
6 Carter	70	51	19	4	0-0	1
7 Chavous	60	44	16	8	0-0	0
8 Wright	50	39	11	0	0-0	0
9 Rowser	43	34	9	0	4-104	1
10 Foley	42	33	9	0	4-95	0
11 Turk	37	26	11	0	0-0	1
12 Smith	31	21	10	3	0-0	0
13 Jones	29	27	2	1	2-7	1
Grant	29	22	7	0	0-0	0
15 Baska	18	12	6	0	0-0	1
16 Evans	16	13	3	0	0-0	1
17 White	10	9	1	0	0-0	1
18 Moore	6	6	0	1	0-0	0
Polti	6	4	2	0	1-0	0
Pane	6	3	3	0	0-0	0
21 Hammond	5	4	1	1	0-0	0
22 Hardee	1	1	0	0	0-0	0
Dolbin	1	1	0	1	0-0	0
TOTALS	908	683	225	32	24-425	11

1976 GAMES STARTED

OFFENSE		DEFENSE	
QB Penrose, Craig	2	DE Chavous, Barney	14
QB Ramsey, Steve	12	DE Smith, Paul	10
RB Armstrong, Otis	14	DE Turk, Godwin	2
RB Frankowiak, Mike	1	DE White, Jim	1
RB Keyworth, Jon	13	DT Alzado, Lyle	1
WR Dolbin, Jack	5	DT Carter, Rubin	14
WR Moses, Haven	14	DT Grant, John	10
WR Upchurch, Rick	9	LB Gradishar, Randy	14
TE Odoms, Riley	14	LB Jackson, Tom	14
C Maples, Bobby	10	LB Rizzo, Joe	12
C Olson, Phil	4	LB Swenson, Bob	6
T Bain, Bill	13	CB Foley, Steve	6
T Minor, Claudie	14	CB Jones, Calvin	8
T Montgomery, Marv	1	CB Wright, Louis	14
G Glasick, Tom	14	S Rowser, John	14
G Lyons, Tommy	14	S Thompson, Billy	14

1976 COACHES

John Ralston (Head Coach), **Max Coley** (Offensive Coordinator/Backfield), **Joe Collier** (Defensive Coordinator), **Kay Dalton** (Wide Receivers), **Bob Gambold** (Defensive Backs), **Mike Giddings** (Asst. Offensive Line), **Charley Johnson** (Quarterbacks), **Stan Jones** (Defensive Line), **Myrel Moore** (Linebackers), **Doc Ulrich** (Offensive Line).

1976 LEADERS / RANKINGS

INDIVIDUAL	PLAYER	NO.	AFC RANK	NFL RANK	NFL LEADER	NO.
Points	Turner	81	6t	13	Linhart (BAL)	109
Rushing Yards	Armstrong	1,008	6	11	Simpson (BUF)	1,503
Passing Yards	Ramsey	1,931	8	13	Jones (BAL)	3,104
Passer Rating	Ramsey	65.1	9	14	Stabler (OAK)	103.4
Receiving Yards	Moses	498	18	36	Carr (BAL)	1,112
Receptions	Armstrong	39	19	33	Lane (KC)	66
Interceptions	Jackson	7	3t	6t	Jackson, M. (LA)	10

OFFENSE	NO.	AFC RANK	NFL RANK	NFL LEADER	NO.
Points Per Game	22.5	6	7	Baltimore	26.1
Total Yards Per Game	295.4	11	16	Baltimore	374.0
Yards Per Play	4.6	10t	14t	Oakland	5.5
Rushing Yards Per Game	138.0	10	19	Pittsburgh	212.2
Net Passing Yards Per Game	157.4	7	12	Baltimore	209.5

DEFENSE	NO.	AFC RANK	NFL RANK	NFL LEADER	NO.
Points Per Game	14.7	2	6	Pittsburgh	9.9
Total Yards Per Game	266.7	3	8	Pittsburgh	237.4
Yards Per Play	4.1	2	5t	Pittsburgh	3.8
Rushing Yards Per Game	122.1	2	3	Pittsburgh	104.1
Net Passing Yards Per Game	144.6	4	12	Minnesota	112.5

1976 KEY AWARDS

Pro Bowl (2): RB Otis Armstrong, WR Rick Upchurch. **AP All-Pro** (1): KR Rick Upchurch (first team).

1976 NFL STANDINGS

AFC EAST

Team	W	L	T	Pct	PF	PA
y-Baltimore	11	3	0	.786	417	246
x-New England	11	3	0	.786	376	236
Miami	6	8	0	.429	263	264
New York Jets	3	11	0	.214	169	383
Buffalo	2	12	0	.143	245	363

AFC CENTRAL

Team	W	L	T	Pct	PF	PA
y-Pittsburgh	10	4	0	.714	342	138
Cincinnati	10	4	0	.714	335	210
Cleveland	9	5	0	.643	267	287
Houston	5	9	0	.357	222	273

AFC WEST

Team	W	L	T	Pct	PF	PA
*y-Oakland	13	1	0	.929	350	237
Denver	9	5	0	.643	315	206
San Diego	6	8	0	.429	248	285
Kansas City	5	9	0	.357	290	376
Tampa Bay	0	14	0	.000	125	412

NFC EAST

Team	W	L	T	Pct	PF	PA
y-Dallas	11	3	0	.786	296	194
x-Washington	10	4	0	.714	291	217
St. Louis	10	4	0	.714	309	267
Philadelphia	4	10	0	.286	165	286
New York Giants	3	11	0	.214	170	250

NFC CENTRAL

Team	W	L	T	Pct	PF	PA
*y-Minnesota	11	2	1	.821	305	176
Chicago	7	7	0	.500	253	216
Detroit	6	8	0	.429	262	220
Green Bay	5	9	0	.357	218	299

NFC WEST

Team	W	L	T	Pct	PF	PA
y-Los Angeles	10	3	1	.750	351	190
San Francisco	8	6	0	.571	270	190
Atlanta	4	10	0	.286	172	312
New Orleans	4	10	0	.286	253	346
Seattle	2	12	0	.143	229	429

x - Wild Card Qualifier; y - Division Title; * - Home-field Advantage

DIVISIONAL PLAYOFF GAMES

12/18 - at Oakland 24, New England 21
 12/18 - at Minnesota 35, Washington 20
 12/19 - Pittsburgh 40, at Baltimore 14
 12/19 - Los Angeles 14, at Dallas 12

CONFERENCE CHAMPIONSHIPS

12/26 - at Oakland 24, Pittsburgh 7
 12/26 - at Minnesota 24, Los Angeles 13

SUPER BOWL XI (PASADENA, CALIF.)

1/9 - Oakland 32, Minnesota 14

1975 FINAL STATISTICS (6-8)

Head Coach: John Ralston AFC West: 2nd Home Stadium: Mile High Stadium

Date	W-L	Score	Opponent	Attendance	RUSHING	No.	Yds.	Avg.	Long	TD
Sept 21	W	37-33	Kansas City	51,858	Keyworth	182	725	4.0	34	3
Sept 29	W	23-13	Green Bay	52,491	Little	125	445	3.6	19	2
Oct 5	L	14-38	at Buffalo	79,798	Lynch	57	218	3.8	20	3
Oct 12	L	9-20	at Pittsburgh	49,164	Armstrong	31	155	5.0	33	0
Oct 19	W	16-15	Cleveland	52,540	Ross	42	121	2.9	21	0
Oct 26	L	13-26	at Kansas City	70,043	Upchurch	16	97	6.1	15	1
Nov 2	L	17-42	Oakland	52,330	Dolbin	5	72	14.4	25	0
Nov 9	L	16-17	Cincinnati	49,702	Hufnagel	8	47	5.9	13	0
Nov 16	W	27-17	at San Diego	26,048	Ramsey	6	38	6.3	17	0
Nov 23	L	21-35	at Atlanta	28,686	Odoms	5	27	5.4	12	0
Nov 30	W	13-10	San Diego (OT)	44,982	Van Heusen	2	26	13.0	24	0
Dec 8	L	10-17	at Oakland	51,075	Johnson	10	21	2.1	13	0
Dec 14	W	25-10	Philadelphia	36,860	Franckowiak	1	1	1.0	1	0
Dec 20	L	13-14	at Miami	43,064	BRONCOS	490	1993	4.1	34	9
					OPPONENTS	526	1974	3.8	6.5	19

TEAM STATISTICS	Den	Opp	RECEIVING	No.	Yds.	Avg.	Long	TD
TOTAL RUSHING DOWNS	268	247	Keyworth	42	314	7.5	19t	1
Rushing	109	121	Odoms	40	544	13.6	43	3
Passing	137	104	Moses	29	505	17.4	33	2
Penalty	22	22	Little	29	308	10.6	66t	2
3RD DOWN: MADE/ATT	84/212	76/209	Dolbin	22	421	19.1	41	3
3rd Down Pct.	39.6	36.4	Upchurch	18	436	24.2	90t	2
TOTAL NET YARDS	4534	4006	Van Heusen	15	246	16.4	28	1
Avg. Per Game	323.9	286.1	Ross	7	69	9.9	30	0
Total Plays	964	901	Lynch	6	33	5.5	19	1
Avg. Per Play	4.7	4.4	Brown	1	14	14.0	14	0
NET YARDS RUSHING	1993	1974	Armstrong	1	10	10.0	10	0
Avg. Per Game	142.4	141.0	BRONCOS	210	2900	13.8	90t	15
Total Rushes	490	526	OPPONENTS	181	2245	12.4	69	14
Avg. Per Rush	4.1	3.8						

NET YARDS PASSING	Den	Opp	INTERCEPTIONS	No.	Yds.	Avg.	Long	TD
Avg. Per Game	181.5	145.1	Gradishar	3	77	25.7	44	1
Sacked/Yards Lost	47/359	27/213	Thompson	2	97	48.5	49	0
Gross Yards	2900	2245	Thomas	2	66	33.0	36	0
Att./Completions	427/210	348/181	Wright	2	9	4.5	9	0
Completion Pct.	49.2	52.5	Jackson	2	0	0.0	0	0
Had Intercepted	34	16	O'Malley	1	38	38.0	0	0
PUNTS/AVERAGE	63/39.9	76/42.1	Swenson	1	4	4.0	4	0
PUNT RETURNS/AVG	41/11.5	39/13.7	Rowser	1	2	2.0	2	0
KICKOFF RETURNS/AVG	59/24.5	57/22.3	May	1	0	0.0	0	0
MISC. RETURNS/AVG	4/68	1/6	Jones	1	0	0.0	0	0
INTERCEPTIONS/RET.	16/18.3	34/13.1	BRONCOS	16	293	18.3	49	1
PENALTIES/YARDS	92/785	88/779	OPPONENTS	34	447	13.1	41	1
FUMBLES/BALL LOST	28/14	37/16						

TOTAL POINTS	Den	Opp	PUNTING	No.	Yds.	Avg.	Long	B
Avg. Points per Game	18.1	21.9	Van Heusen	63	2515	39.9	64	0
Touchdowns	28	35	OPPONENTS	76	3200	42.1	60	0
By Rushing	9	19						
By Passing	15	14						
By Returns	4	2						
Field Goals	21/29	21/28						
Conversions	33/35	34/35						

BRONCOS		36	86	41	88	3	254	KICKOFF RETURNS						
OPPONENTS		54	81	88	84	0	307	No.	Yds.	Avg.	Long	TD		
SCORING	TD	Ru	Pa	Rt	PAT	FG	S	PTS	Upchurch	40	1084	27.1	58	0
	Turner	0	0	0	23/26	21/28	0	86	Little	16	307	19.2	32	0
	Keyworth	4	3	1	0	0/0	0	24	Ross	1	20	20.0	20	0
	Dolbin	4	0	3	1	0/0	0	24	Severson	1	20	20.0	20	0
	Little	4	0	3	1	0/0	0	24	Maples	1	15	15.0	15	0
	Lynch	4	2	2	0	0/0	0	24	BRONCOS	59	1446	24.5	58	0
	Odoms	4	3	1	0	0/0	0	24	OPPONENTS	57	1273	22.3	39	0
	Upchurch	3	1	2	0	0/0	0	18						
	Moses	2	0	2	0	0/0	0	12						
	Van Heusen	1	0	1	0	0/0	0	6						
GRAND TOTAL		28	9	15	4	23/28	21/28	0	254					
OPPONENTS		35	19	14	2	34/35	21/28	0	307					

KICKOFF RETURNS	No.	Yds.	Avg.	Long	TD
Upchurch	40	1084	27.1	58	0
Little	16	307	19.2	32	0
Ross	1	20	20.0	20	0
Severson	1	20	20.0	20	0
Maples	1	15	15.0	15	0
BRONCOS	59	1446	24.5	58	0
OPPONENTS	57	1273	22.3	39	0

FIELD GOAL BREAKDOWN	Distance	1-19	20-29	30-39	40-49	50+
Turner	2/2	7/9	8/10	3/6	2/3	
OPPONENTS	2/2	8/9	4/6	1/3	1/4	

PASSING	Att.	Comp.	Yds.	Comp. %	Yd./Att.	Sack/Lost	TD	TD%	Int	Int%	LG	Rtg.
Ramsey	233	128	1562	54.9	6.70	23/187	9	3.8	14	6.0	66t	63.4
Johnson	142	65	1021	45.8	7.19	10/79	5	3.5	12	8.5	90t	45.4
Hufnagel	51	16	287	31.4	5.62	13/84	1	2.0	8	15.7	80t	18.8
Van Heusen	1	1	30	100.0	30.00	0/0	0	0.0	0	0.0	30	119.0
BRONCOS	427	210	2900	49.2	6.79	47/359	15	3.5	34	8.0	90t	49.9
OPPONENTS	348	181	2245	52.5	6.45	27/213	14	4.0	16	4.6	69	66.6



1975 DEFENSIVE STATS

(based on unofficial press box statistics)

	TT	UT	A	SACKS	I-YDS	FR
1 Gradishar	132	106	26	3	3-77	0
2 T. Jackson	92	67	25	3	2-0	0
3 Alzado	79	55	24	7	0-0	2
4 Thompson	59	51	8	0	2-97	0
5 Grant	57	44	13	2	0-0	3
6 Rizzo	54	38	16	0	0-0	0
7 Carter	52	28	24	2	0-0	0
8 P. Smith	47	34	13	4.5	0-0	1
9 Wright	43	36	7	0	2-9	0
10 Chavous	42	28	14	4.5	0-0	0
11 Rowser	37	32	5	0	1-2	1
12 Swenson	31	26	5	0	1-4	0
13 O'Malley	29	25	4	0	1-38	0
May	29	20	9	0	1-0	0
15 Jones	26	24	2	0	1-0	0
16 E. Thomas	19	14	5	0	2-66	1
17 Severson	18	11	7	0	0-0	2
18 Polt	15	7	8	0	0-0	0
19 Olsen	14	12	2	1	0-0	0
20 Maples	6	6	0	0	0-0	0
TOTALS	881	664	217	27	16-293	10

1975 GAMES STARTED

OFFENSE		DEFENSE	
QB Hufnagel, John	1	DE Carter, Rubin	7
QB Johnson, Charley	6	DE Chavous, Barney	9
QB Ramsey, Steve	7	DE Grant, John	13
RB Armstrong, Otis	3	DE Olsen, Phil	1
RB Keyworth, Jon	14	DT Alzado, Lyle	14
RB Little, Floyd	10	DT Smith, Paul	12
RB Lynch, Fran	1	LB Gradishar, Randy	14
WR Dolbin, Jack	1	LB Jackson, Tom	14
WR Moses, Haven	14	LB May, Ray	8
WR Van Heusen, Bill	13	LB Rizzo, Joe	6
TE Odoms, Riley	14	CB Jones, Calvin	8
C Maples, Bobby	14	CB/S Rowser, John	13
T Current, Mike	7	CB Thomas, Earlie	6
T Minor, Claudie	14	CB Wright, Louis	11
T Montgomery, Marv	7	S Polt, Randy	1
T Rogers, Stan	2	S Severson, Jeff	3
G Howard, Paul	14	S Thompson, Billy	14
G Lyons, Tom	10		
G Schaukowitz, Carl	2		

1975 COACHES

John Ralston (Head Coach), **Max Coley** (Offensive Coordinator/Backfield), **Joe Collier** (Defensive Coordinator), **Kay Dalton** (Wide Receivers), **Jerry Frei** (Offensive Line), **Bob Gambold** (Defensive Backs), **Myrel Moore** (Linebackers/Special Teams), **Doc Ulrich** (Defensive Line).

1975 LEADERS / RANKINGS

INDIVIDUAL	PLAYER	NO.	AFC RANK	NFL RANK	NFL LEADER	NO.
Points	Turner	86	6	10	Simpson (BUF)	138
Rushing Yards	Keyworth	725	9	16	Simpson (BUF)	1,817
Passing Yards	Ramsey	1,562	11	21	Anderson (CIN)	3,169
Passer Rating	Ramsey	63.4	6	12	Anderson (CIN)	93.9
Receiving Yards	Odoms	544	19t	34t	Burrough (HOU)	1,063
Receptions	Keyworth	42	13t	26t	Foreman (MIN)	73
Interceptions	Gradishar	3	29t	54t	Blount (PIT)	11
OFFENSE		NO.	AFC RANK	NFL RANK	NFL LEADER	NO.
Points Per Game		18.1	11	17	Buffalo	30.0
Total Yards Per Game		323.9	5	10	Buffalo	390.5
Yards Per Play		4.7	7t	12t	Buffalo	5.7
Rushing Yards Per Game		142.4	8	13	Buffalo	212.4
Net Passing Yards Per Game		181.5	2	7	Cincinnati	231.5
DEFENSE		NO.	AFC RANK	NFL RANK	NFL LEADER	NO.
Points Per Game		21.9	7	18	Los Angeles	9.6
Total Yards Per Game		286.1	5	9	Minnesota	225.2
Yards Per Play		4.4	4t	8t	Los Angeles	3.9
Rushing Yards Per Game		141.0	6	13	Minnesota	109.4
Net Passing Yards Per Game		145.1	5	7	Minnesota	115.8

1975 KEY AWARDS

Pro Bowl (2): LB Randy Gradishar, TE Riley Odoms. **All-Pro (1):** TE Riley Odoms.

1975 NFL STANDINGS

AFC EAST

Team	W	L	T	Pct	PF	PA
y-Baltimore	10	4	0	.714	395	269
Miami	10	4	0	.714	357	222
Buffalo	8	6	0	.571	420	355
New York Jets	3	11	0	.214	258	433
New England	3	11	0	.214	258	358

AFC CENTRAL

Team	W	L	T	Pct	PF	PA
*y-Pittsburgh	12	2	0	.857	373	162
x-Cincinnati	11	3	0	.786	340	246
Houston	10	4	0	.714	293	226
Cleveland	3	11	0	.214	218	372

AFC WEST

Team	W	L	T	Pct	PF	PA
y-Oakland	11	3	0	.786	375	255
Denver	6	8	0	.429	254	307
Kansas City	5	9	0	.357	282	341
San Diego	2	12	0	.143	189	345

NFC EAST

Team	W	L	T	Pct	PF	PA
y-St. Louis	11	3	0	.786	356	276
x-Dallas	10	4	0	.714	350	268
Washington	8	6	0	.571	325	276
New York Giants	5	9	0	.357	216	306
Philadelphia	4	10	0	.286	225	302

NFC CENTRAL

Team	W	L	T	Pct	PF	PA
*y-Minnesota	12	2	0	.857	377	180
Detroit	7	7	0	.500	245	262
Chicago	4	10	0	.286	191	379
Green Bay	4	10	0	.286	226	285

NFC WEST

Team	W	L	T	Pct	PF	PA
y-Los Angeles	12	2	0	.857	312	135
San Francisco	5	9	0	.357	255	286
Atlanta	4	10	0	.286	240	289
New Orleans	2	12	0	.143	165	360

x - Wild Card Qualifier; y - Division Title; * - Home-field Advantage

DIVISIONAL PLAYOFF GAMES

12/27 - at Pittsburgh 28, Baltimore 10
 12/27 - at Los Angeles 35, St. Louis 23
 12/28 - at Oakland 31, Cincinnati 28
 12/28 - Dallas 17, at Minnesota 14

CONFERENCE CHAMPIONSHIPS

1/4 - at Pittsburgh 16, Oakland 10
 1/4 - Dallas 37, at Los Angeles 7

SUPER BOWL X (MIAMI)

1/18 - Pittsburgh 21, Dallas 17



1974 FINAL STATISTICS (7-6-1)

Head Coach: John Ralston AFC West: 2nd Home Stadium: Mile High Stadium

Date	W-L	Score	Opponent	Attendance	RUSHING	No.	Yds.	Avg.	Long	TD
Sept 15	L	10-17	Los Angeles	56,981	Armstrong	263	1407	5.3	43	9
Sept 22	T	35-35	Pittsburgh (OT)	50,858	Keyworth	81	374	4.6	30t	10
Sept 30	L	3-30	at Washington	54,395	Little	117	312	2.7	22	1
Oct 6	W	17-14	at Kansas City	67,298	Odoms	4	25	6.3	31	0
Oct 13	W	33-17	New Orleans	50,748	Hufnagel	2	22	11.0	18	0
Oct 20	W	27-7	San Diego	50,748	Moses	2	16	8.0	11	0
Oct 27	L	21-23	at Cleveland	60,478	Ross	3	8	2.7	7	0
Nov 3	L	17-28	Oakland	45,766	Stowe	1	1	1.0	1	0
Nov 10	W	17-6	at Baltimore	32,244	Van Heusen	1	-1	-1.0	-1	0
Nov 18	L	34-42	Kansas City	50,236	Lynch	3	-2	-0.7	1	0
Nov 24	W	20-17	at Oakland	51,224	Ramsey	5	-2	-0.4	1	0
Nov 28	W	31-27	at Detroit	51,157	Johnson	4	-3	-0.8	-1	0
Dec 8	W	37-14	Houston	46,942	BRONCOS	486	2157	4.4	43	20
Dec 15	L	0-17	at San Diego	35,756	OPPONENTS	487	1808	3.7	27	17

TEAM STATISTICS	Den	Opp	RECEIVING	No.	Yds.	Avg.	Long	TD
TOTAL FIRST DOWNS	258	265	Odoms	42	639	15.2	41	6
Rushing	120	109	Armstrong	38	405	10.7	48t	3
Passing	118	135	Moses	34	559	16.4	42	2
Penalty	20	21	Little	29	344	11.8	72	0
3RD DOWN: MADE/ATT	63/176	88/218	Van Heusen	16	421	26.3	73t	4
3rd Down Pct.	35.8	40.4	Keyworth	12	109	9.1	18	0
TOTAL NET YARDS	4485	4391	Simmons	10	161	16.1	36	2
Avg. Per Game	320.4	313.6	Stowe	2	9	4.5	5	1
Total Plays	861	945	Ross	1	13	13.0	13	0
Avg. Per Play	5.2	4.6	BRONCOS	184	2660	14.5	73t	18
NET YARDS RUSHING	2157	1808	OPPONENTS	237	2805	11.8	61t	14
Avg. Per Game	154.1	129.1						
Total Rushes	486	487						
Avg. Per Rush	4.4	3.7						

NET YARDS PASSING	2328	2583	INTERCEPTIONS	No.	Yds.	Avg.	Long	TD
Avg. Per Game	166.3	184.5	Thompson	5	105	21.0	38t	1
Sacked/Yards Lost	45/332	32/222	Jones	5	19	3.8	11	0
Gross Yards	2660	2805	Rowser	4	56	14.0	33	0
Att./Completions	329/184	426/237	May	2	40	20.0	25	0
Completion Pct.	55.9	55.6	T. Jackson	1	39	39.0	39	0
Had Intercepted	17	22	Greer	1	23	23.0	23	0
PUNTS/AVERAGE	75/40.3	70/42.6	Laskey	1	3	3.0	3	0
PUNT RETURNS/AVG	43/11.0	45/11.8	Pitts	1	2	2.0	2	0
KICKOFF RETURNS/AVG	54/22.0	57/24.0	E. Smith	1	0	0.0	0	0
MISC. RETURNS/AVG	1/2	3/57	Tyler	1	0	0.0	0	0
INTERCEPTIONS/RET.	22/14.0	17/17.9	Hepburn	0	*22	0.0	22	0
PENALTIES/YARDS	76/632	78/585	BRONCOS	22	309	14.0	39	1
FUMBLES/BALL LOST	23/13	22/11	OPPONENTS	17	304	17.9	55t	3
TOTAL POINTS	302	294	<i>*return yardage gained by lateral</i>					
Avg. Points per Game	21.6	21.0						
Touchdowns	39	35						
By Rushing	20	17						
By Passing	18	14						
By Returns	1	4						
Field Goals	11/21	16/42						
Conversions	35/39	34/35						

PUNTING	No.	Yds.	Avg.	Long	B
Van Heusen	75	3024	40.3	61	0
OPPONENTS	70	2985	42.6	66	0

PUNT RETURNS	No.	FC	Yds.	Avg.	Long	TD
Thompson	26	1	350	13.5	60	0
Little	4	1	34	8.5	17	0
Greer	13	5	90	6.9	12	0
BRONCOS	43	7	474	11.0	60	0
OPPONENTS	45	1	529	11.8	72	0

KICKOFF RETURNS	No.	Yds.	Avg.	Long	TD
Thompson	13	325	25.0	37	0
Armstrong	16	386	24.1	41	0
Keyworth	4	85	22.3	26	0
Little	8	171	21.4	31	0
Brown	3	56	18.7	22	0
Ross	7	117	16.7	31	0
Criter	3	48	16.0	20	0
BRONCOS	54	1188	22.0	41	0
OPPONENTS	57	1369	24.0	84t	1

FIELD GOAL BREAKDOWN	Distance	1-19	20-29	30-39	40-49	50+
Turner	0/1	3/4	6/7	2/8	0/1	
OPPONENTS	2/2	8/9	4/6	1/3	1/4	

PASSING	Att.	Comp.	Yds.	Comp.%	Yd./Att.	Sack/Lost	TD	TD%	Int	Int%	LG	Rtg.
Johnson	244	136	1969	55.7	8.07	35/270	13	5.3	9	3.7	73t	84.3
Ramsey	74	41	580	55.4	7.84	9/55	5	6.8	7	9.5	43t	64.0
Hufnagel	10	6	70	60.0	7.00	1/7	0	0.0	1	14.3	28	41.7
Van Heusen	1	1	41	100.0	41.00	0/0	0	0.0	0	0.0	41	120.0
BRONCOS	329	184	2660	55.9	8.09	45/332	18	5.5	17	5.2	73t	79.1
OPPONENTS	426	237	2805	55.6	6.58	32/222	14	3.3	22	5.2	61t	65.3

TURNER: (39G) (41N) (34G) (41G,19N) (24N) (34G, 20G) (47N,51N) (27G) (37G) () (30G,33G,42N) (42N,21G,45N) (43G,44N) (31N)

SACKS: Alzado 13, Chavous 9, T. Jackson 4, Duranko 1, Grant 1, May 1, E. Smith 1, Simone 1, Pitts 1, **TOTAL 32.0**



1974 DEFENSIVE STATS

(based on unofficial press box statistics)

	TT	UT	A	SACKS	I-YDS	FR
1 Jackson	121	80	41	4	1-39	0
2 May	103	68	35	1	2-40	1
3 Thompson	86	63	23	0	5-105	2
4 Alzado	84	58	26	13	0-0	2
5 Chavous	82	53	29	9	0-0	2
6 Grant	54	38	16	1	0-0	0
7 Gradishar	53	42	11	0	0-0	0
8 O'Malley	53	36	17	0	0-0	0
9 Jones	47	41	6	0	5-19	0
10 Laskey	45	32	13	0	1-3	1
11 Greer	43	27	16	0	1-23	1
12 Rowser	42	36	6	0	4-56	0
13 Simone	29	21	8	1	0-0	1
14 Duranko	28	17	11	1	0-0	0
15 Criter	23	18	5	0	0-0	0
Hepburn	23	17	6	0	0-22	0
17 Pitts	18	14	4	1	1-2	0
18 P. Smith	13	4	9	0	0-0	1
19 Rizzo	10	10	0	0	0-0	0
20 Tyler	8	7	1	0	1-0	0
21 Graham	5	5	0	0	0-0	0
Kampa	5	3	2	0	0-0	0
23 E. Smith	4	2	2	1	1-0	0
TOTALS	979	692	287	32	22-309	11

1974 GAMES STARTED

OFFENSE		DEFENSE	
QB Johnson, Charley	13	DE Alzado, Lyle	14
QB Ramsey, Steve	1	DE Chavous, Barney	14
RB Armstrong, Otis	14	DT Duranko, Pete	9
RB Keyworth, Jon	5	DT Grant, John	13
RB Little Floyd	9	DT Kampa, Bob	1
WR Masters, Billy	1	DT Smith, Ed	3
WR Moses, Haven	13	DT Smith, Paul	2
WR Simmons, Jerry	2	LB Gradishar, Randy	3
WR Van Heusen, Bill	12	LB Jackson, Tom	12
TE Odoms, Riley	14	LB Laskey, Bil	10
C Maples, Bobby	14	LB May, Ray	12
T Current, Mike	14	LB O'Malley, Jim	5
T Minor, Claudie	4	CB Hepburn, Lonnie	4
G Howard, Paul	5	CB Jones, Calvin	14
G Jackson, Larron	9	CB Rowser, John	10
G Lyons, Tom	14	S Greer, Charles	10
		S Pitts, John	4
		S Thompson, Billy	14

1974 COACHES

John Ralston (Head Coach), **Max Coley** (Offensive Coordinator/Backfield), **Joe Collier** (Defensive Coordinator), **Kay Dalton** (Wide Receivers), **Jerry Frei** (Offensive Line), **Bob Gambold** (Defensive Backs), **Myrel Moore** (Linebackers/Special Teams), **Doc Ulrich** (Defensive Line).

1974 LEADERS / RANKINGS

INDIVIDUAL	PLAYER	NO.	AFC RANK	NFL RANK	NFL LEADER	NO.
Points	Armstrong	72	71	111	Marcol (GB)	94
Rushing Yards	Armstrong	1,407	1	1	Armstrong (DEN)	1,407
Passing Yards	Johnson	1,969	5	8	Anderson (CIN)	2,667
Passer Rating	Johnson	84.3	3	4	Anderson (CIN)	95.7
Receiving Yards	Odoms	639	4	12	Branch (OAK)	1,092
Receptions	Odoms	42	41	151	Mitchell (BAL)	72
Interceptions	Thompson/Jones	5	81	131	Thomas (KC)	12
OFFENSE		NO.	AFC RANK	NFL RANK	NFL LEADER	NO.
Points Per Game		21.5	5	8	Oakland	25.4
Total Yards Per Game		320.4	3	5	Dallas	355.9
Yards Per Play		5.2	2	2	Cincinnati	5.4
Rushing Yards Per Game		154.1	4	5	Dallas	175.3
Net Passing Yards Per Game		166.3	5	9	Washington	200.1
DEFENSE		NO.	AFC RANK	NFL RANK	NFL LEADER	NO.
Points Per Game		21.0	10	22	Los Angeles	12.9
Total Yards Per Game		313.6	9	21	Pittsburgh	219.6
Yards Per Play		4.6	41	121	Pittsburgh	3.6
Rushing Yards Per Game		129.1	5	13	Los Angeles	93.0
Net Passing Yards Per Game		184.5	11	24	Pittsburgh	104.7

1974 KEY AWARDS

Pro Bowl (2): RB Otis Armstrong, TE Riley Odoms. **All-Pro (2):** RB Otis Armstrong, TE Riley Odoms.

1974 NFL STANDINGS

AFC EAST

Team	W	L	T	Pct	PF	PA
y-Miami	11	3	0	.786	327	216
x-Buffalo	9	5	0	.643	264	244
New England	7	7	0	.500	348	289
New York Jets	7	7	0	.500	279	300
Baltimore	2	12	0	.143	190	329

AFC CENTRAL

Team	W	L	T	Pct	PF	PA
y-Pittsburgh	10	3	1	.750	305	189
Houston	7	7	0	.500	236	282
Cincinnati	7	7	0	.500	283	259
Cleveland	4	10	0	.286	251	344

AFC WEST

Team	W	L	T	Pct	PF	PA
y-Oakland	12	2	0	.857	355	228
Denver	7	6	1	.563	302	294
Kansas City	5	9	0	.357	233	293
San Diego	5	9	0	.357	212	285

NFC EAST

Team	W	L	T	Pct	PF	PA
y-St. Louis	10	4	0	.714	285	218
x-Washington	10	4	0	.714	320	196
Dallas	8	6	0	.571	297	235
Philadelphia	7	7	0	.500	242	217
New York Giants	2	12	0	.143	195	299

NFC CENTRAL

Team	W	L	T	Pct	PF	PA
y-Minnesota	10	4	0	.714	310	195
Detroit	7	7	0	.500	256	270
Green Bay	6	8	0	.429	210	206
Chicago	4	10	0	.286	152	279

NFC WEST

Team	W	L	T	Pct	PF	PA
y-Los Angeles	10	4	0	.714	263	181
San Francisco	6	8	0	.429	226	236
New Orleans	5	9	0	.357	166	263
Atlanta	3	11	0	.214	111	271

x - Wild Card Qualifier; y - Division Title

DIVISIONAL PLAYOFF GAMES

12/21 - at Oakland 28, Miami 26

12/21 - at Minnesota 30, St. Louis 14

12/22 - at Pittsburgh 32, Buffalo 14

12/22 - at Los Angeles 19, Washington 10

CONFERENCE CHAMPIONSHIPS

12/29 - Pittsburgh 24, at Oakland 13

12/29 - at Minnesota 14, Los Angeles 10

SUPER BOWL IX (NEW ORLEANS)

1/12 - Pittsburgh 16, Minnesota 6

1973 FINAL STATISTICS (7-5-2)

Head Coach: John Ralston AFC West: 3rd Home Stadium: Mile High Stadium

Date	W-L	Score	Opponent	Attendance	RUSHING	No.	Yds.	Avg.	Long	TD
Sept 16	W	28-10	Cincinnati	49,059	Little	256	979	3.8	47	12
Sept 23	L	34-36	San Francisco	51,706	Dawkins	160	706	4.4	72t	2
Sept 30	L	14-33	Chicago	51,159	Armstrong	26	90	3.5	24	0
Oct 7	L	14-16	at Kansas City	71,414	Anderson	19	61	3.2	11	1
Oct 14	W	48-20	at Houston	32,801	Odoms	5	53	10.6	21	0
Oct 22	T	23-23	Oakland	51,270	Ross	5	21	4.2	8	0
Oct 28	W	40-28	at New York	55,108	Van Heusen	4	34	8.5	32	0
Nov 4	T	17-17	at St. Louis	46,565	Moses	3	25	8.3	22t	1
Nov 11	W	30-19	San Diego	51,034	Johnson	7	-2	-0.3	0	0
Nov 18	W	23-13	at Pittsburgh	48,580	Simmons	1	-4	-4.0	-4	0
Nov 25	W	14-10	Kansas City	51,331	Masters	1	-9	-9.0	-9	0
Dec 2	L	10-22	Dallas	51,508	BRONCOS	487	1954	4.0	72t	16
Dec 9	W	42-28	at San Diego	44,954	OPPONENTS	455	1795	4.0	30	14
Dec 16	L	17-21	at Oakland	51,910						

TEAM STATISTICS	Den	Opp
TOTAL FIRST DOWNS	253	239
Rushing	111	97
Passing	127	121
Penalty	15	21
3RD DOWN: MADE/ATT	79/203	77/203
3rd Down Pct.	38.9	37.9
TOTAL NET YARDS	4473	4235
Avg. Per Game	319.5	302.5
Total Plays	893	872
Avg. Per Play	5.0	4.9
NET YARDS RUSHING	1954	1795
Avg. Per Game	139.6	128.2
Total Rushes	487	455
Avg. Per Rush	4.0	4.0
NET YARDS PASSING	2519	2440
Avg. Per Game	179.9	174.3
Sacked/Yards Lost	27/187	36/326
Gross Yards	2706	2766
Att./Completions	378/196	417/202
Completion Pct.	51.9	48.4
Had Intercepted	20	14
PUNTS/AVERAGE	69/45.1	69/43.3
PUNT RETURNS/AVG	40/10.1	31/8.3
KICKOFF RETURNS/AVG	36/22.0	61/20.4
MISC. RETURNS/AVG	4/25	6/57
INTERCEPTIONS/RET.	14/15.7	20/16.6
PENALTIES/YARDS	83/745	84/837
FUMBLES/BALL LOST	21/9	26/15
TOTAL POINTS	354	296
Avg. Points per Game	25.2	21.1
Touchdowns	41	31
By Rushing	16	14
By Passing	22	15
By Returns	3	2
Field Goals	22/33	28/35
Conversions	40/41	30/31

SCORE BY PERIODS	1	2	3	4	OT	Total
BRONCOS	79	83	80	112	—	354
OPPONENTS	57	98	72	69	—	296

SCORING	TD	Ru	Pa	Rt	PAT	FG	\$	PTS
Turner	0	0	0	0	40/40	22/33	0	106
Little	13	12	0	0	0/0	0/0	0	78
Moses	9	1	8	0	0/0	0/0	0	54
Odoms	7	0	7	0	0/0	0/0	0	42
Washington	3	0	3	0	0/0	0/0	0	18
Thompson	2	0	0	2	0/0	0/0	0	12
Dawkins	2	2	0	0	0/0	0/0	0	12
Anderson	1	1	0	0	0/0	0/0	0	6
Armstrong	1	0	1	0	0/0	0/0	0	6
Simmons	1	0	1	0	0/0	0/0	0	6
Van Heusen	1	0	1	0	0/0	0/0	0	6
Mitchell	1	0	0	1	0/0	0/0	0	6
Criter	0	0	0	0	0/0	0/0	1	2
BRONCOS	41	16	22	3	40/41	22/33	1	354
OPPONENTS	31	14	15	2	30/31	28/35	1	296

PASSING	Att.	Comp.	Yds.	Comp.%	Yd./Att.	Sack/Lost	TD	TD%	Int	Int%	LG	Rtg.
Johnson	346	184	2465	53.2	7.12	26/177	20	5.8	17	4.9	62t	75.3
Ramsey	27	10	194	37.0	7.18	0/0	2	7.4	2	7.4	76t	56.7
Anderson	3	2	47	66.6	15.73	0/0	0	0.0	0	0.0	0	150.0
Van Heusen	1	0	0	0.0	0.00	1/10	0	0.0	0	0.0	0	0.0
Turner	1	0	0	0.0	0.00	0/0	0	0.0	1	100.0	0	0.0
BRONCOS	378	196	2706	51.9	7.16	27/187	22	5.8	20	5.3	76t	72.5
OPPONENTS	417	202	2766	48.4	6.63	36/326	16	3.8	14	3.4	80	68.9

RECEIVING	No.	Yds.	Avg.	Long	TD
Odoms	43	629	14.6	47t	7
Little	41	423	10.3	50t	1
Dawkins	30	329	11.0	42	0
Moses	28	518	18.5	76t	8
Anderson	15	153	10.2	29	0
Simmons	13	249	19.2	53	1
Washington	10	150	15.0	28	3
Van Heusen	8	149	18.6	62t	1
Masters	5	65	13.0	28	0
Armstrong	2	43	21.5	36t	1
L. Jackson	1	-2	-2.0	-2	0
BRONCOS	196	2706	13.8	76t	22
OPPONENTS	202	2766	13.7	80	15

INTERCEPTIONS	No.	Yds.	Avg.	Long	TD
Jones	4	69	17.3	31	0
Thompson	3	96	32.0	59	1
Mitchell	2	43	21.5	40	1
Laskey	2	3	1.5	3	0
Forsberg	1	7	7.0	7	0
May	1	1	1.0	1	0
Greer	1	1	1.0	1	0
BRONCOS	14	220	15.7	59	2
OPPONENTS	20	331	16.6	80	1

PUNTING	No.	Yds.	Avg.	Long	B
Van Heusen	69	3114	45.1	78	0
OPPONENTS	69	2988	43.3	68	1

PUNT RETURNS	No.	FC	Yds.	Avg.	Long	TD
Thompson	3	6	366	12.2	53	0
Tyler	4	0	20	5.0	6	0
Greer	3	3	11	3.7	11	0
Little	1	0	7	7.0	7	0
Mitchell	1	0	0	0.0	0	0
Criter	1	0	0	0.0	0	0
BRONCOS	40	9	404	10.1	53	0
OPPONENTS	31	12	257	8.3	44	0

KICKOFF RETURNS	No.	Yds.	Avg.	Long	TD
Armstrong	20	472	23.6	50	0
Dawkins	10	222	22.2	31	0
Thompson	1	25	25.0	25	0
Tyler	1	23	23.0	23	0
R. Montgomery	1	22	22.0	22	0
Lynch	1	14	14.0	14	0
Forsberg	1	12	12.0	12	0
Simone	1	3	3.0	3	0
BRONCOS	36	793	22.0	50	0
OPPONENTS	61	1244	20.4	82	1

FIELD GOAL BREAKDOWN	Distance	1-19	20-29	30-39	40-49	50+
Turner	5/5	5/5	8/9	3/9	1/5	
OPPONENTS	8/8	6/8	6/7	8/10	0/2	

TURNER: () (34G,28G) () (49N,51N) (32G,12G) (47N,52N,43G, 37G,35G) (21G,47G,19G,33G) (45N,44N,42N,12G) (39G, 39N) (32G,52N,11G, 46G) (50N) (29G) (40N,25G,35G,15G, 29G,) (50G)

SACKS: P. Smith 11, Alzado 9, Chavous 6, Duranko 6, May 3, Forsberg 1, Graham 1, Thompson 1, **TOTAL 38.0**

1973 DEFENSIVE STATS

(based on unofficial press box statistics)

	TT	UT	A	SACKS	I-YDS	FR
1 Graham	95	72	23	1	0-0	1
2 P. Smith	94	70	24	11	0-0	1
3 Alzado	66	46	20	9	0-0	1
4 Duranko	59	44	15	6	0-0	1
5 May	57	48	9	3	1-1	0
6 Thompson	52	35	17	1	3-96	1
7 Greer	46	38	8	0	1-1	1
8 Chavous	43	28	15	6	0-0	2
9 Jones	41	37	4	0	4-69	1
10 Laskey	37	25	12	0	2-3	1
11 Simone	34	28	6	0	0-0	1
12 Jackson	31	26	5	0	0-0	0
13 Tyler	30	26	4	0	0-0	2
14 Mitchell	28	28	0	0	2-43	0
15 Criter	15	10	5	0	0-0	1
16 Montgomery	13	10	3	0	0-0	0
17 O'Malley	10	7	3	0	0-0	1
18 Grant	9	7	2	0	0-0	1
19 Forsberg	8	7	1	1	1-7	0
20 Hackbert	7	4	3	0	0-0	0
21 Pitts	6	3	3	0	0-0	0
22 E. Smith	2	2	0	0	0-0	0
TOTALS	783	601	182	38	14-220	16

1973 GAMES STARTED

OFFENSE		DEFENSE	
QB Johnson, Charley	14	DE Alzado, Lyle	14
RB Armstrong, Otis	1	DE Chavous, Barney	14
RB Dawkins, Joe	14	DT Duranko, Pete	14
RB Little, Floyd	13	DT Smith, Paul	14
WR Moses, Haven	14	LB Graham, Tom	14
WR Simmons, Jerry	13	LB Jackson, Tom	11
WR Van Heusen, Bill	1	LB Laskey, Bill	4
TE Odums, Riley	14	LB May, Ray	10
C Maples, Bobby	14	LB Simone, Mike	3
T Current, Mike	14	CB Jones, Calvin	14
T Montgomery, Marv	10	CB Mitchell, Leroy	12
G Jackson, Larron	12	CB Montgomery, Randy	2
G Lyons, Tom	14	S Greer, Charles	10
G Schnitker, Mike	6	S Hackbart, Dale	2
		S Thompson, Billy	14
		S Tyler, Maurice	2

1973 COACHES

John Ralston (Head Coach), **Max Coley** (Offensive Coordinator/Backfield), **Joe Collier** (Defensive Coordinator/Defensive Backs), **Dick Coury** (Wide Receivers), **Jerry Frei** (Offensive Line), **Bob Gambold** (Linebackers), **Myrel Moore** (Special Teams), **Doc Ulrich** (Defensive Line).

1973 LEADERS / RANKINGS

INDIVIDUAL	PLAYER	NO.	AFC RANK	NFL RANK	NFL LEADER	NO.
Points	Turner	106	3	5t	Ray (LA)	130
Rushing Yards	Little	979	5	9	Simpson (BUF)	2,003
Passing Yards	Johnson	2,465	2	3	Gabriel (PHI)	3,219
Passer Rating	Johnson	75.3	4	11	Staubach (DAL)	94.6
Receiving Yards	Odums	629	7	14	Carmichael (PHI)	1,116
Receptions	Odums	43	10t	15t	Carmichael (PHI)	67
Interceptions	Jones	4	9t	22t	Anderson (MIA)/Wagner (PIT)	8

OFFENSE	NO.	AFC RANK	NFL RANK	NFL LEADER	NO.
Points Per Game	25.3	1	3	Los Angeles	27.7
Total Yards Per Game	319.5	3	6	Los Angeles	350.4
Yards Per Play	5.0	4	7	Miami	5.3
Rushing Yards Per Game	139.6	8	14	Buffalo	220.6
Net Passing Yards Per Game	179.9	1	3	Philadelphia	231.1

DEFENSE	NO.	AFC RANK	NFL RANK	NFL LEADER	NO.
Points Per Game	21.1	8	15	Miami	10.7
Total Yards Per Game	302.5	10	19	Los Angeles	210.8
Yards Per Play	4.9	8t	17t	Miami	3.7
Rushing Yards Per Game	128.2	3	6	Los Angeles	90.7
Net Passing Yards Per Game	174.3	13	24	Miami	92.1

1973 KEY AWARDS

Pro Bowl (4): RB Floyd Little, WR Haven Moses, TE Riley Odums, DT Paul Smith. **All-Pro (2):** TE Riley Odums, DT Paul Smith. **NFLPA Rookie of the Year:** DE Barney Chavous. **AP AFC Coach of the Year:** John Ralston.

1973 NFL STANDINGS

AFC EAST

Team	W	L	T	Pct	PF	PA
y-Miami	12	2	0	.857	343	150
Buffalo	9	5	0	.643	259	230
New England	5	9	0	.357	258	300
New York Jets	4	10	0	.286	240	306
Baltimore	4	10	0	.286	226	341

AFC CENTRAL

Team	W	L	T	Pct	PF	PA
y-Cincinnati	10	4	0	.714	286	231
x-Pittsburgh	10	4	0	.714	347	210
Cleveland	7	5	2	.571	234	255
Houston	1	13	0	.071	199	447

AFC WEST

Team	W	L	T	Pct	PF	PA
y-Oakland	9	4	1	.679	292	175
Kansas City	7	5	2	.571	231	192
Denver	7	5	2	.571	354	296
San Diego	2	11	1	.179	188	386

NFC EAST

Team	W	L	T	Pct	PF	PA
y-Dallas	10	4	0	.714	382	203
x-Washington	10	4	0	.714	325	198
Philadelphia	5	8	1	.393	310	393
St. Louis	4	9	1	.321	286	365
New York Giants	2	11	1	.179	226	362

NFC CENTRAL

Team	W	L	T	Pct	PF	PA
y-Minnesota	12	2	0	.857	296	168
Detroit	6	7	1	.464	271	247
Green Bay	5	7	2	.429	202	259
Chicago	3	11	0	.214	195	334

NFC WEST

Team	W	L	T	Pct	PF	PA
y-Los Angeles	12	2	0	.857	388	178
Atlanta	9	5	0	.643	318	224
San Francisco	5	9	0	.357	262	319
New Orleans	5	9	0	.357	163	312

x - Wild Card Qualifier; y - Division Title

DIVISIONAL PLAYOFF GAMES

- 12/22 - at Oakland 33, Pittsburgh 14
 12/22 - at Minnesota 27, Washington 20
 12/23 - at Miami 34, Cincinnati 16
 12/23 - at Dallas 27, Los Angeles 16

CONFERENCE CHAMPIONSHIPS

- 12/30 - at Miami 27, Oakland 10
 12/30 - Minnesota 27, at Dallas 10

SUPER BOWL VIII (HOUSTON)

- 1/13 - Miami 24, Minnesota 7

1972 FINAL STATISTICS (5-9)

Head Coach: John Ralston AFC West: 3rd Home Stadium: Mile High Stadium

Date	W-L	Score	Opponent	Attendance	RUSHING	No.	Yds.	Avg.	Long	TD
Sept 17	W	30-17	Houston	51,656	Little	216	859	4.0	55t	9
Sept 24	L	14-37	at San Diego	49,048	Anderson	72	319	4.4	40	1
Oct 1	L	24-45	Kansas City	51,656	Dawkins	56	243	4.4	19	2
Oct 8	L	10-21	at Cincinnati	55,812	Lynch	34	164	4.8	28	2
Oct 15	L	20-23	Minnesota	51,656	Van Heusen	3	76	25.3	66t	1
Oct 22	W	30-23	at Oakland	53,551	Odoms	5	72	14.4	27	0
Oct 29	L	20-27	Cleveland	51,656	Krieg	1	63	63.0	63	0
Nov 5	L	17-29	at New York Giants	62,689	Ramsey	5	15	3.0	8t	2
Nov 12	W	16-10	at Los Angeles	65,398	Moses	2	11	5.5	14	0
Nov 19	L	20-37	Oakland	51,656	Harrison	1	9	9.0	9	0
Nov 26	L	20-23	at Atlanta	58,850	OTHERS	14	7	0.5	0	0
Dec 3	L	21-24	at Kansas City	66,725	BRONCOS	409	1838	4.5	66t	17
Dec 10	W	38-13	San Diego	51,478	OPPONENTS	439	1668	3.8	51	15
Dec 17	W	45-21	New England	51,656						

TEAM STATISTICS				Den	Opp
TOTAL FIRST DOWNS				237	251
Rushing				87	102
Passing				132	123
Penalty				18	26
3RD DOWN: MADE/ATT				75/177	74/190
3rd Down Pct.				42.4	38.9
TOTAL NET YARDS				4472	3851
Avg. Per Game				319.4	275.1
Total Plays				831	876
Avg. Per Play				5.4	4.4
NET YARDS RUSHING				1838	1668
Avg. Per Game				131.3	119.1
Total Rushes				409	439
Avg. Per Rush				4.5	3.8
NET YARDS PASSING				2634	2183
Avg. Per Game				188.1	155.9
Sacked/Yards Lost				38/266	41/357
Gross Yards				2900	2540
Att./Completions				384/201	397/206
Completion Pct.				52.3	51.9
Had Intercepted				23	10
PUNTS/AVERAGE				60/40.1	66/45.2
PUNT RETURNS/AVG				28/11.1	28/8.9
KICKOFF RETURNS/AVG				55/22.8	54/23.1
MISC. RETURNS/AVG				18/30	15/81
INTERCEPTIONS/RET.				10/10.9	23/19.2
PENALTIES/YARDS				89/827	83/784
FUMBLES/BALL LOST				25/11	27/12
TOTAL POINTS				325	350
Avg. Points per Game				23.2	25.0
Touchdowns				38	41
By Rushing				17	15
By Passing				19	19
By Returns				2	7
Field Goals				20/29	21/33
Conversions				37	39

SCORE BY PERIODS						
	1	2	3	4	OT	Total
BRONCOS	85	92	54	94	—	325
OPPONENTS	35	120	81	114	—	350

SCORING	TD	Ru	Pa	Rt	PAT	FG	S	PTS
Turner	0	0	0	0	37/37	20/29	0	97
Little	13	9	4	0	0/0	0/0	0	78
Moses	5	0	5	0	0/0	0/0	0	30
Masters	3	0	3	0	0/0	0/0	0	18
Sherman	3	0	3	0	0/0	0/0	0	18
Anderson	2	1	1	0	0/0	0/0	0	12
Ramsey	2	2	0	0	0/0	0/0	0	12
Simmons	2	0	2	0	0/0	0/0	0	12
Dawkins	2	2	0	0	0/0	0/0	0	12
Lynch	2	2	0	0	0/0	0/0	0	12
Van Heusen	1	1	0	0	0/0	0/0	0	6
Montgomery	1	0	0	1	0/0	0/0	0	6
Odoms	1	0	1	0	0/0	0/0	0	6
Greer	1	0	0	1	0/0	0/0	0	6
BRONCOS	38	17	19	2	37/37	20/29	0	325
OPPONENTS	41	15	19	7	39/39	21/33	1	350

RECEIVING	No.	Yds.	Avg.	Long	TD
Sherman	38	661	17.4	55	3
Little	28	366	13.1	40	4
Masters	25	393	15.7	27	3
Anderson	23	216	9.3	40	1
Odoms	21	320	15.2	48	1
Dawkins	18	242	13.4	60	0
Simmons	17	235	13.8	35t	2
Moses	15	224	15.0	33	5
Lynch	7	75	10.7	17	0
Krieg	4	99	24.8	37	0
Van Heusen	4	59	14.8	25	0
C. Turner	1	10	10.0	10	0
BRONCOS	201	2900	14.9	60	19
OPPONENTS	206	2540	12.3	57t	19

INTERCEPTIONS	No.	Yds.	Avg.	Long	TD
Mitchell	3	27	9.0	27	0
Greer	2	18	9.0	17	0
Graham	2	10	5.0	7	0
Preece	1	30	30.0	30	0
R. Montgomery	1	20	20.0	20	0
Thompson	1	4	4.0	4	0
BRONCOS	10	109	10.9	30	0
OPPONENTS	23	441	19.2	61t	6

PUNTING	No.	Yds.	Avg.	Long	B
Van Heusen	60	2408	40.1	60	1
OPPONENTS	66	2980	45.2	69	0

PUNT RETURNS	No.	FC	Yds.	Avg.	Long	TD
Thompson	3	1	84	28.0	59	0
Greer	3	0	66	22.0	65t	1
Sherman	10	5	89	8.9	18	0
Little	8	2	64	8.0	29	0
OTHERS	4	0	7	1.8	5	0
BRONCOS	28	8	310	11.1	65t	1
OPPONENTS	28	19	249	8.9	66t	1

KICKOFF RETURNS	No.	Yds.	Avg.	Long	TD
R. Montgomery	29	756	26.1	94t	1
C. Turner	1	25	25.0	25	0
Dawkins	15	357	23.8	28	0
Krieg	1	18	18.0	18	0
Little	3	48	16.0	22	0
Lynch	3	45	15.0	17	0
Anderson	1	13	13.0	13	0
OTHERS	2	-6	-3.0	-6	0
BRONCOS	55	1256	22.8	94t	1
OPPONENTS	54	1246	23.1	43	0

FIELD GOAL BREAKDOWN					
Distance	1-19	20-29	30-39	40-49	50+
Turner	6/6	2/3	6/8	6/11	0/1
OPPONENTS	4/4	5/5	4/7	7/14	1/3

TURNER: (15G,29G,40G) (1) (16G) (38G,47N) (37N, 30N) (40N, 44G,8G,27G) (32G,27N,43G) (40G) (46N,38G,12G,36G) (49G,45G,41N) (13G,38G, 49N) (51N) (12G) (35G)

SACKS: Alzado 10.5, P. Smith 10.5, Duranko 4.5, Graham 3, McKoy 3, Myrtle 2.5, R. Jackson 2, Forsberg 1, Hoffman 1, Geddes 1, Domes 1, Team 1, **TOTAL 41.0**

PASSING	Att.	Comp.	Yds.	Comp.%	Yd./Att.	Sack/Lost	TD	TD%	Int	Int%	LG	Rtg.
Johnson	238	132	1783	55.5	7.49	12/82	14	5.9	14	5.9	60	74.6
Ramsey	137	65	1050	47.4	7.66	26/184	3	2.2	9	6.6	55	53.5
Little	2	2	43	100.0	21.50	0/0	1	50.0	0	0.0	35t	158.3
Anderson	3	1	14	33.3	4.67	0/0	1	3.3	0	0.0	14t	88.9
Ernst	4	1	10	25.0	2.50	0/0	0	0.0	0	0.0	10	39.6
BRONCOS	384	201	2900	52.3	7.55	38/266	19	4.9	23	6.0	60	68.7
OPPONENTS	397	206	2540	51.9	6.40	41/357	19	4.8	10	2.5	57t	77.4



1972 DEFENSIVE STATS

(based on unofficial press box statistics)

	TT	UT	A	SACKS	I-YDS	FR
1 Graham	73	55	18	3	2-10	1
2 Alzado	72	54	18	10.5	0-0	5
3 P. Smith	70	53	17	10.5	0-0	0
4 Greer	56	44	12	0	2-18	1
5 Preece	47	37	10	0	1-30	2
6 Mitchell	46	40	6	0	3-27	0
7 Duranko	43	32	11	4.5	0-0	0
8 Myrtle	40	32	8	2.5	0-0	0
9 Geddes	39	32	7	1	0-0	0
10 Voss	36	26	10	0	0-0	0
11 Forsberg	35	22	13	1	0-0	1
12 McKoy	31	27	4	3	0-0	0
Montgomery	31	26	5	0	1-20	1
14 Thompson	27	24	3	0	1-4	0
15 Simone	18	13	5	0	0-0	1
16 Saines	17	11	6	0	0-0	0
17 Domres	11	10	1	1	0-0	0
18 R. Jackson	10	8	2	2	0-0	0
19 Parish	8	6	2	0	0-0	0
20 Crier	6	5	1	0	0-0	0
21 Hoffman	3	1	2	1	0-0	0
22 West	1	1	0	0	0-0	0
23 Team	0	0	0	1	0-0	0
TOTALS	720	559	161	41	10-109	12

1972 GAMES STARTED

OFFENSE	DEFENSE
OB Johnson, Charley	9 DE Alzado, Lyle
OB Ramsey, Steve	5 DE Domres, Tom
RB Anderson, Bobby	9 DE Hoffman, John
RB Dawkins, Joe	5 DE Jackson, Rich
RB Little, Floyd	14 DE Voss, Lloyd
WR Harrison, Dwight	1 DT Duranko, Pete
WR Moses, Haven	6 DT Smith, Paul
WR Sherman, Rod	13 LB Forsberg, Fred
WR Simmons, Jerry	8 LB Geddes, Bob
TE Masters, Billy	14 LB Graham, Tom
C Goeddeke, George	1 LB McKoy, Bill
C Kaminski, Larry	9 LB Myrtle, Chip
C Mapples, Bobby	4 LB Parish, Don
T Current, Mike	14 CB Mitchell, Leroy
T Montgomery, Marv	14 CB Montgomery, Randy
G Jackson, Larron	14 S Greer, Charles
G Lyons, Tommy	9 S Preece, Steve
G Schnitker, Mike	5 S Saines, George
	S/CB Thompson, Billy

1972 COACHES

John Ralston (Head Coach), **Max Coley** (Offensive Coordinator/Backfield), **Joe Collier** (Defensive Coordinator/Defensive Backs), **Dick Coury** (Wide Receivers), **Jerry Frei** (Offensive Line), **Bob Gambold** (Linebackers), **Myrel Moore** (Special Teams), **Doc Ulrich** (Defensive Line).

1972 LEADERS / RANKINGS

INDIVIDUAL	PLAYER	NO.	AFC RANK	NFL RANK	NFL LEADER	NO.
Points	Turner	97	51	91	Marcol (GB)	128
Rushing Yards	Little	859	8	14	Simpson (BUF)	1251
Passing Yards	Johnson	1,783	8	17	Namath (NYJ)	2,816
Passer Rating	Johnson	74.6	3	8	Kilmer (WAS)	84.8
Receiving Yards	Sherman	661	9	16	Jackson (PHI)	1,048
Receptions	Sherman	38	141	251	Jackson (PHI)	62
Interceptions	Mitchell	3	261	451	Bradley (PHI)	9

OFFENSE	NO.	AFC RANK	NFL RANK	NFL LEADER	NO.
Points Per Game	23.2	5	9	Miami	27.5
Total Yards Per Game	319.4	4	5	Miami	369.7
Yards Per Play	5.4	3	2	New York Jets	5.8
Rushing Yards Per Game	131.3	10	18	Miami	211.4
Net Passing Yards Per Game	188.1	2	3	New York Jets	198.4

DEFENSE	NO.	AFC RANK	NFL RANK	NFL LEADER	NO.
Points Per Game	25.0	10	21	Miami	12.2
Total Yards Per Game	275.1	4	9	Miami	235.5
Yards Per Play	4.4	3	5	Pittsburgh	4.2
Rushing Yards Per Game	119.1	2	4	Dallas	108.2
Net Passing Yards Per Game	155.9	8	16	Minnesota	121.4

1972 KEY AWARDS

Pro Bowl (1): DT Paul Smith.

1972 NFL STANDINGS

AFC EAST

Team	W	L	T	Pct	PF	PA
y-Miami	14	0	0	1.000	385	171
New York Jets	7	7	0	.500	367	324
Baltimore	5	9	0	.357	235	252
Buffalo	4	9	1	.321	257	377
New England	3	11	0	.214	192	446

AFC CENTRAL

Team	W	L	T	Pct	PF	PA
y-Pittsburgh	11	3	0	.786	343	175
x-Cleveland	10	4	0	.714	268	249
Cincinnati	8	6	0	.571	299	229
Houston	1	13	0	.071	164	380

AFC WEST

Team	W	L	T	Pct	PF	PA
y-Oakland	10	3	1	.750	365	248
Kansas City	8	6	0	.571	287	254
Denver	5	9	0	.357	325	350
San Diego	4	9	1	.321	264	344

NFC EAST

Team	W	L	T	Pct	PF	PA
y-Washington	11	3	0	.786	336	218
x-Dallas	10	4	0	.714	319	240
New York Giants	8	6	0	.571	331	247
St. Louis	4	9	1	.321	193	303
Philadelphia	2	11	1	.179	145	352

NFC CENTRAL

Team	W	L	T	Pct	PF	PA
y-Green Bay	10	4	0	.714	304	226
Detroit	8	5	1	.607	339	290
Minnesota	7	7	0	.500	301	252
Chicago	4	9	1	.321	225	275

NFC WEST

Team	W	L	T	Pct	PF	PA
y-San Francisco	8	5	1	.607	353	249
Atlanta	7	7	0	.500	269	274
Los Angeles	6	7	1	.464	291	286
New Orleans	2	11	1	.179	215	361

x - Wild Card Qualifier; y - Division Title

DIVISIONAL PLAYOFF GAMES

12/23 - at Pittsburgh 13, Oakland 7
 12/23 - Dallas 30, at San Francisco 28
 12/24 - at Miami 20, Cleveland 14
 12/24 - at Washington 16, Green Bay 3

CONFERENCE CHAMPIONSHIPS

12/31 - Miami 21, at Pittsburgh 17
 12/31 - at Washington 26, Dallas 3

SUPER BOWL VII (Los Angeles)

1/14 - Miami 14, Washington 7

1971 FINAL STATISTICS (4-9-1)

Head Coach: Lou Saban (9) / Jerry Smith (5) AFC West: 4th Home Stadium: Mile High Stadium

Date	W-L	Score	Opponent	Attendance	RUSHING	No.	Yds.	Avg.	Long	TD
Sept 19	T	10-10	Miami	51,228	Little	284	1133	4.0	40	6
Sept 26	L	13-34	at Green Bay	47,957	Anderson	139	533	3.8	36	3
Oct 3	L	3-16	Kansas City	51,200	Lynch	26	162	6.2	23	0
Oct 10	L	16-27	Oakland	51,200	Masters	7	71	10.1	37	0
Oct 17	W	20-16	San Diego	51,200	Post	18	44	2.4	16	0
Oct 24	W	27-0	at Cleveland	75,674	C. Turner	17	43	2.5	9	0
Oct 31	L	16-17	at Philadelphia	65,358	Harrison	5	36	7.2	16	0
Nov 7	L	20-24	Detroit	51,200	Mosier	4	31	7.8	29	0
Nov 14	L	10-24	Cincinnati	51,200	Horn	6	15	2.5	10	0
Nov 21	L	10-28	at Kansas City	49,945	Van Heusen	1	10	10.0	10	0
Nov 28	W	22-10	at Pittsburgh	39,710	Simmons	1	7	7.0	7	0
Dec 5	W	6-3	Chicago	51,200	Ramsey	3	6	2.0	6	0
Dec 12	L	17-45	at San Diego	44,347	Gehrke	1	2	2.0	2	0
Dec 19	L	13-21	at Oakland	54,651	BRONCOS OPPONENTS	512	2093	4.3	40	9

TEAM STATISTICS	Den	Opp	RECEIVING	No.	Yds.	Avg.	Long	TD
TOTAL FIRST DOWNS	217	206	Anderson	37	353	9.5	31	1
Rushing	102	90	Masters	27	382	14.1	25	1
Passing	105	91	Little	26	255	9.8	74	0
Penalty	10	25	Simmons	25	403	16.1	47	1
TOTAL NET YARDS	4158	3819	Harrison	19	265	13.9	43	2
Avg. Per Game	297.0	272.9	Gehrke	14	254	18.1	48	0
Total Plays	891	825	Whalen	7	124	17.7	35	0
Avg. Per Play	4.7	4.6	C. Turner	7	65	9.3	17	1
NET YARDS RUSHING	2093	1834	Post	4	46	11.5	15	1
Avg. Per Game	149.5	131.0	Mosier	3	36	12.0	19	0
Total Rushes	512	426	Lynch	2	42	21.0	40t	1
Avg. Per Rush	4.1	4.3	Bowdell	1	19	19.0	19	0
NET YARDS PASSING	2065	1985	Van Heusen	1	10	10.0	10	0
Avg. Per Game	147.5	141.8	Washington	1	0	0.0	0	0
Sacked/Yards Lost	22/178	44/435	Schnitker	1	-11	-11.0	-11	0
Gross Yards	2243	2420	BRONCOS OPPONENTS	175	2243	12.8	74	8
Att./Completions	357/175	356/150		150	2420	16.1	77	18
Completion Pct.	49.0	42.1						
Had Intercepted	27	20	INTERCEPTIONS	No.	Yds.	Avg.	Long	TD
Avg. Gain per Attempt	5.4	5.0	Thompson	5	83	16.6	42	0
Avg. Gain per Completion	12.8	16.1	Forsberg	3	75	25.0	40	1
PUNTS/AVERAGE	76/41.8	67/45.7	Myrtle	3	64	21.3	30	0
Had Blocked	2	0	Greer	3	32	10.7	30	0
PUNT RETURNS	41/320	45/468	Gordon	2	21	10.5	21	0
Avg. Per Return	7.8	10.4	Mitchell	2	0	0.0	0	0
KICKOFF RETURNS	44/960	43/1059	Washington	1	8	8.0	8	0
Avg. Per Return	21.8	24.6	Underwood	1	5	5.0	5	0
INTERCEPTIONS/RET.	20/288	27/432	BRONCOS OPPONENTS	20	288	14.4	42	1
PENALTIES/YARDS	67/781	78/771		27	432	16.0	69	2

Had Intercepted	4	4	INTERCEPTIONS	No.	Yds.	Avg.	Long	TD	
Avg. Gain per Attempt	27	20	Thompson	5	83	16.6	42	0	
Avg. Gain per Completion	5.4	5.0	Forsberg	3	75	25.0	40	1	
PUNTS/AVERAGE	76/41.8	67/45.7	Myrtle	3	64	21.3	30	0	
Had Blocked	2	0	Greer	3	32	10.7	30	0	
PUNT RETURNS	41/320	45/468	Gordon	2	21	10.5	21	0	
Avg. Per Return	7.8	10.4	Mitchell	2	0	0.0	0	0	
KICKOFF RETURNS	44/960	43/1059	Washington	1	8	8.0	8	0	
Avg. Per Return	21.8	24.6	Underwood	1	5	5.0	5	0	
INTERCEPTIONS/RET.	20/288	27/432	BRONCOS	20	288	14.4	42	1	
PENALTIES/YARDS	67/781	78/771	OPPONENTS	27	432	16.0	69	2	
FUMBLES/BALL LOST	25/12	36/20		No.	Yds.	Avg.	Long	B	
TOUCHDOWNS	18	32	PUNTING	76	3176	41.8	62	2	
Rushing	9	11	Van Heusen	67	3061	45.7	73	0	
Passing	8	3	OPPONENTS						
Others (see individuals)	1	3							
POINTS AFTER TOUCHDOWN	18	32	PUNT RETURNS	No.	FC	Yds.	Avg.	Long	TD
FIELD GOALS	25/38	17/34	Thompson	29	4	274	9.4	28	0
			Greer	11	0	46	4.2	14	0
			Mitchell	0	1	0	0.0	0	0
			BRONCOS	41	4	320	7.8	28	0
			OPPONENTS	45	14	468	10.4	74	0

SCORE BY PERIODS	1	2	3	4	OT	Total	KICKOFF RETURNS	No.	Yds.	Avg.	Long	TD
BRONCOS	39	62	32	70	—	203	Little	7	199	28.3	48	0
OPPONENTS	54	74	86	61	—	275	Anderson	8	187	23.4	33	0
							Post	5	116	23.2	37	0
							Thompson	5	105	21.0	24	0
							C. Turner	5	100	20.0	41	0
							R. Montgomery	4	80	20.0	34	0
							Lynch	0	19	19.0	19	0
							Forsberg	1	19	19.0	19	0
							Dawkins	2	34	17.0	17	0
							Crier	5	81	16.2	28	0
							Bachman	2	20	10.0	13	0
							BRONCOS OPPONENTS	44	960	21.8	48	0
								43	1059	24.6	51	0

SACKS: P. Smith 12, Alzado 8, Costa 6, Forsberg 4, R. Jackson 3.5, Campbell 2.5, Domres 2, Underwood 2, Inman 2, Myrtle 1, Washington 1, TOTAL 44.0

PASSING	Att.	Comp.	Yds.	Comp.%	Yd./Att.	Sack/Lost	TD	TD%	Int	Int%	LG	Rtg.
Ramsey	178	84	1120	47.2	6.29	13/105	5	2.8	13	7.3	47	46.6
Horn	173	89	1056	51.4	6.10	8/67	3	1.7	14	8.1	74	42.4
Anderson	3	1	48	33.3	16.00	1/6	0	0.0	0	0.0	48	81.9
Gehrke	2	1	19	50.0	9.50	0/0	0	0.0	0	0.0	19	83.3
Little	1	0	0	0.0	0.00	0/0	0	0.0	0	0.0	—	39.6
Van Heusen	1	0	0	0.0	0.00	0/0	0	0.0	0	0.0	—	39.6
BRONCOS	358	175	2243	48.9	6.27	22/178	8	2.2	27	7.5	74	44.9
OPPONENTS	356	150	2420	42.1	6.80	44/435	18	5.1	20	5.6	77	59.0



1971 DEFENSIVE STATS

(based on unofficial press box statistics)

	TT	UT	A	SACKS	I-YDS	FR
1 Forsberg	73	54	19	4	3-75	0
2 Saimes	56	46	10	0	0-0	1
3 Alzado	55	42	13	8	0-0	0
4 P. Smith	52	34	18	12	0-0	1
5 Myrtl	40	30	10	1	3-64	4
6 Thompson	38	31	7	0	5-83	1
Costa	38	25	13	6	0-0	3
8 Greer	37	28	9	0	3-32	0
9 Washington	35	29	6	1	1-8	1
10 Underwood	32	25	7	2	1-5	0
11 Mitchell	27	25	2	0	2-0	1
12 Jackson	22	14	8	3.5	0-0	1
13 Domres	19	12	7	2	0-0	0
14 Inman	15	10	5	2	0-0	1
15 Campbell	14	10	4	2.5	0-0	0
16 McKoy	8	7	1	0	0-0	0
Montgomery	8	6	2	0	0-0	0
18 Gordon	7	7	0	0	2-21	0
19 Criter	3	2	1	0	0-0	0
Byrd	3	1	2	0	0-0	0
21 Barnes	1	1	0	0	0-0	0
TOTALS	583	439	144	44	20-288	14

1971 GAMES STARTED

OFFENSE	DEFENSE
QB Horn, Don	9 DE Alzado, Lyle
QB Ramsey, Steve	5 DE Campbell, Carter
RB Anderson, Bobby	13 DE Jackson, Rich
RB Little, Floyd	13 DT Costa, Dave
RB Lynch, Fran	1 DT Domres, Tom
RB Post, Dickie	1 DT Inman, Jerry
WR Gehrke, Jack	10 DT Smith, Paul
WR Harrison, Dwight	5 LB Forsberg, Fred
WR Mosier, John	1 LB Myrtle, Chip
WR Simmons, Jerry	12 LB Underwood, Olen
TE Masters, Billy	12 LB Washington, Dave
TE Whalen, Jim	2 CB Mitchell, Leroy
C/G Goeddeke, George	12 CB Thompson, Billy
C Kaminski, Larry	3 S Greer, Charles
T Current, Mike	14 S Saimes, George
T Shoals, Roger	14
G Brunelli, Sam	4
G Jackson, Larron	9
G Lyons, Tommy	1
G Schnitker, Mike	13

1971 COACHES

Lou Saban (Head Coach - First 9 Gms.), **Joe Collier** (Defensive Secondary), **Whitey Dovell** (Special Teams/Tight Ends), **Hunter Enis** (Offensive Backfield), **Stan Jones** (Defensive Line), **Jerry Smith** (Offensive Line / Head Coach - Final 5 Gms.).

1971 LEADERS / RANKINGS

INDIVIDUAL	PLAYER	NO.	AFC RANK	NFL RANK	NFL LEADER	NO.
Points	Turner	93	4	7	Yepremian (MIA)	117
Rushing Yards	Little	1,133	1	1	Little (DEN)	1,133
Passing Yards	Ramsey	1,120	12	26	Hadl (SD)	3,075
Passer Rating	Ramsey	46.6	9	19	Staubach (DAL)	104.8
Receiving Yards	Simmons	403	26	53	Taylor (KC)	1,110
Receptions	Anderson	37	17	29t	Bieleitnikoff (OAK)	61
Interceptions	Thompson	5	8t	19t	Bradley (PHI)	11
OFFENSE		NO.	AFC RANK	NFL RANK	NFL LEADER	NO.
Points Per Game		14.5	12	24	Dallas	29.0
Total Yards Per Game		297.0	6	11	Dallas	359.6
Yards Per Play		4.7	6	9t	Three Teams	5.5
Rushing Yards Per Game		149.5	5	10	Miami	173.5
Net Passing Yards Per Game		147.5	8	17	San Diego	223.9
DEFENSE		NO.	AFC RANK	NFL RANK	NFL LEADER	NO.
Points Per Game		19.6	6	12	Minnesota	9.9
Total Yards Per Game		272.9	5	10	Baltimore	203.7
Yards Per Play		4.6	3t	6t	Baltimore	3.8
Rushing Yards Per Game		131.0	8	14	Baltimore	79.5
Net Passing Yards Per Game		141.8	3	5	Atlanta	117.0

1971 KEY AWARDS

Pro Bowl (2): DE Rich Jackson, RB Floyd Little. **All-Pro (1):** RB Floyd Little.

1971 NFL STANDINGS

AFC EAST

Team	W	L	T	Pct	PF	PA
y-Miami	10	3	1	.769	315	174
x-Baltimore	10	4	0	.714	313	140
New England	6	8	0	.429	238	325
New York Jets	6	8	0	.429	212	299
Buffalo	1	13	0	.071	184	394

AFC CENTRAL

Team	W	L	T	Pct	PF	PA
y-Cleveland	9	5	0	.643	285	273
Pittsburgh	6	8	0	.429	246	292
Houston	4	9	1	.308	251	330
Cincinnati	4	10	0	.286	284	265

AFC WEST

Team	W	L	T	Pct	PF	PA
y-Kansas City	10	3	1	.769	302	208
Oakland	8	4	2	.667	344	278
San Diego	6	8	0	.429	311	341
Denver	4	9	1	.308	203	275

NFC EAST

Team	W	L	T	Pct	PF	PA
y-Dallas	11	3	0	.786	406	222
x-Washington	9	4	1	.692	276	190
Philadelphia	6	7	1	.462	221	302
St. Louis	4	9	1	.308	231	279
New York Giants	4	10	0	.286	228	362

NFC CENTRAL

Team	W	L	T	Pct	PF	PA
y-Minnesota	11	3	0	.786	245	139
Detroit	7	6	1	.538	341	286
Chicago	6	8	0	.429	185	276
Green Bay	4	8	2	.333	274	298

NFC WEST

Team	W	L	T	Pct	PF	PA
y-San Francisco	9	5	0	.643	300	216
Los Angeles	8	5	1	.615	313	260
Atlanta	7	6	1	.538	274	277
New Orleans	4	8	2	.333	266	347

x - Wild Card Qualifier; y - Division Title
(NOTE - in 1971 tie games were not included in winning percentage)

DIVISIONAL PLAYOFF GAMES

12/25 - Miami 27, at Kansas City 24 (OT)
12/25 - Dallas 20, at Minnesota 12
12/26 - Baltimore 20, at Cleveland 3
12/26 - at San Francisco 24, Washington 20

CONFERENCE CHAMPIONSHIPS

1/2 - at Miami 21, Baltimore 0
1/2 - at Dallas 14, San Francisco 3

SUPER BOWL VI (NEW ORLEANS)

1/16 - Dallas 24, Miami 3

1970 FINAL STATISTICS (5-8-1)

Head Coach: Lou Saban AFC West: 4th Home Stadium: Mile High Stadium

Date	W-L	Score	Opponent	Attendance	RUSHING	No.	Yds.	Avg.	Long	TD
Sept 20	W	25-10	at Buffalo	34,882	Little	209	901	4.3	80t	3
Sept 27	W	16-13	Pittsburgh	50,705	Anderson	83	368	4.4	27t	4
Oct 4	W	26-13	Kansas City	50,705	Crenshaw	69	200	2.9	25	5
Oct 11	L	23-35	at Oakland	54,436	Turner	29	106	3.7	12	2
Oct 18	W	24-10	Atlanta	50,705	Pastrana	14	89	6.4	14	1
Oct 25	L	14-19	at San Francisco	39,515	Lynch	20	81	4.1	19	1
Nov 1	L	3-19	Washington	50,705	Liske	7	42	6.0	14	1
Nov 8	L	21-24	at San Diego	48,327	Tensi	4	14	3.5	15	0
Nov 15	L	19-24	Oakland	50,959	Haffner	1	1	1.0	1	0
Nov 22	W	31-6	at New Orleans	66,837	BRONCOS	436	1802	4.1	80t	17
Nov 29	L	21-31	at Houston	35,733	OPPONENTS	409	1351	3.3	65t	7
Dec 6	L	0-16	at Kansas City	50,454						
Dec 13	T	17-17	San Diego	50,959						
Dec 20	L	13-27	Cleveland	51,001						

TEAM STATISTICS		Den	Opp			
TOTAL FIRST DOWNS		217	199			
Rushing		87	67			
Passing		112	118			
Penalty		18	14			
TOTAL NET YARDS		3827	3705			
Avg. Per Game		273.4	264.6			
Total Plays		883	838			
Avg. Per Play		4.3	4.4			
NET YARDS RUSHING		1802	1351			
Avg. Per Game		128.7	96.5			
Total Rushes		436	409			
Avg. Per Rush		4.1	3.3			
NET YARDS PASSING		2025	2354			
Avg. Per Game		144.6	168.1			
Sacked/Yards Lost		44/333	50/456			
Gross Yards		2358	2810			
Att./Completions		403/183	379/191			
Completion Pct.		45.4	50.4			
Had Intercepted		28	16			
Avg. Gain per Attempt		5.0	6.2			
Avg. Gain per Completion		12.9	14.7			
PUNTS/AVERAGE		87/42.9	89/44.9			
Had Blocked		0	0			
PUNT RETURNS		63/556	56/416			
Avg. Per Return		8.8	7.4			
KICKOFF RETURNS		49/1114	24/544			
Avg. Per Return		22.7	22.7			
INTERCEPTIONS/RET.		16/220	28/213			
PENALTIES/YARDS		94/887	82/802			
FUMBLES/BALL LOST		23/13	35/16			
TOUCHDOWNS		28	28			
Rushing		17	7			
Passing		11	20			
Others (see individuals)		0	1			
POINTS AFTER TOUCHDOWN		27	27			
FIELD GOALS		18/32	23/36			
Distance	1-19	20-29	30-39	40-59	50+	
Howfield	2/3	3/6	5/7	6/9	2/5	

SCORE BY PERIODS		1	2	3	4	OT	Total
BRONCOS		44	60	45	104	—	253
OPPONENTS		74	93	57	40	—	264

SCORING	TD	Ru	Pa	Rt	PAT	FG	S	PTS
Howfield	0	0	0	0	27/28	18/32	0	81
Crenshaw	6	5	1	0	0/0	0/0	0	36
Anderson	4	4	0	0	0/0	0/0	0	24
Little	3	3	0	0	0/0	0/0	0	18
Whalen	3	0	3	0	0/0	0/0	0	18
Denson	2	0	2	0	0/0	0/0	0	12
Masters	2	0	2	0	0/0	0/0	0	12
Turner	2	2	0	0	0/0	0/0	0	12
Van Heusen	2	0	2	0	0/0	0/0	0	12
Haffner	1	0	1	0	0/0	0/0	0	6
Liske	1	1	0	0	0/0	0/0	0	6
Lynch	1	1	0	0	0/0	0/0	0	6
Pastrana	1	1	0	0	0/0	0/0	0	6
Washington	0	0	0	0	0/0	0/0	1	2
TEAM	0	0	0	0	0/0	0/0	1	2
BRONCOS	28	17	11	0	27/28	18/32	2	253
OPPONENTS	28	7	20	1	27/28	23/36	0	264

PASSING	Att.	Comp.	Yds.	Comp.%	Yd./Att.	Sack/Lost	TD	TD%	Int	Int%	LG	Rtg.
Liske	238	112	1340	47.1	5.63	28/228	7	2.9	11	4.6	74	55.3
Tensi	80	38	539	47.5	6.74	6/35	3	3.8	8	10.0	42	42.7
Pastrana	75	29	420	38.7	5.60	8/60	1	1.3	9	12.0	58t	22.5
Anderson	7	4	59	57.1	8.43	1/5	0	0.0	0	0.0	25	84.8
Van Heusen	1	0	0	0.0	0.00	0/0	0	0.0	0	0.0	—	39.6
Little	2	0	0	0.0	0.00	1/5	0	0.0	0	0.0	—	39.6
BRONCOS	403	193	2358	45.4	5.85	44/333	11	2.7	28	6.9	74	44.5
OPPONENTS	379	191	2810	50.4	7.41	50/456	20	5.3	16	4.2	63t	75.0

RECEIVING	No.	Yds.	Avg.	Long	TD
Denson	47	646	13.7	42	2
Whalen	36	503	14.0	34	3
Crenshaw	18	105	5.8	35	1
Little	17	161	9.5	39	0
Van Heusen	16	382	23.9	74	2
Haffner	12	196	16.3	28t	1
Anderson	9	140	15.6	37	0
Masters	9	83	9.2	18	2
Turner	8	23	2.9	11	0
Lynch	7	69	9.9	36	0
Embree	4	50	12.5	20	0
BRONCOS	183	2358	12.9	74	11
OPPONENTS	191	2810	14.7	63t	20

INTERCEPTIONS	No.	Yds.	Avg.	Long	TD
Martha	6	99	16.5	50	0
Greer	4	20	5.0	15	0
Gordon	3	26	8.7	24	0
Thompson	2	65	32.5	33	0
Wade	1	10	10.0	10	0
BRONCOS	16	220	13.8	50	0
OPPONENTS	28	213	7.6	26	0

PUNTING	No.	Yds.	Avg.	Long	B
Van Heusen	87	3732	42.9	64	0
OPPONENTS	89	3998	44.9	68	0

PUNT RETURNS	No.	FC	Yds.	Avg.	Long	TD
Thompson	23	1	233	10.1	45	0
Greer	14	4	123	8.8	38	0
Little	22	3	187	8.5	24	0
Jaquess	4	5	13	3.3	7	0
BRONCOS	63	13	556	8.8	45	0
OPPONENTS	56	16	416	7.4	60	0

KICKOFF RETURNS	No.	Yds.	Avg.	Long	TD
Anderson	21	520	24.8	39	0
Thompson	9	188	20.9	29	0
Hendren	8	197	24.6	30	0
Little	6	126	21.0	28	0
Criter	2	20	10.0	10	0
Turner	1	31	31.0	31	0
Washington	1	20	20.0	20	0
Myrtle	1	1	1.0	1	0
Lynch	0	11	—	11	0
BRONCOS	49	1114	22.7	39	0
OPPONENTS	24	544	22.7	51	0

*return yardage gained by lateral

SACKS: P. Smith 11.5, Jackson 10, Costa 9, Duranko 7, Washington 5.5, Myrtle 3, Cunningham 1, Greer 1, Inman 0.5, Roche 0.5, Team 1, **TOTAL 50.0**



1970 DEFENSIVE STATS

(based on unofficial press box statistics)

	TT	UT	A	SACKS	I-YDS	FR
1 Jackson	88	64	24	10	0-0	0
2 Forsberg	85	65	20	0	0-0	1
3 P. Smith	79	59	20	11.5	0-0	0
4 Costa	68	44	24	9	0-0	3
5 Martha	64	41	23	0	6-99	0
6 Greer	63	51	12	1	4-20	3
7 Washington	48	36	12	5.5	0-0	1
8 Duranko	47	41	6	7	0-0	0
9 Cunningham	39	23	16	1	0-0	2
10 Gordon	38	33	5	0	3-26	0
11 Thompson	30	25	5	0	2-65	1
12 Saines	23	17	6	0	0-0	0
13 Jaquess	22	18	4	0	0-0	0
Myrtle	22	13	9	3	0-0	1
15 Inman	16	7	9	0.5	0-0	0
16 Roche	13	10	3	0.5	0-0	0
17 Butler	10	9	1	0	0-0	0
18 Criter	8	5	3	0	0-0	1
19 Wade	7	5	2	0	1-10	0
20 Edgersson	6	5	1	0	0-0	0
21 Garrett	2	2	0	0	0-0	0
22 Barnes	1	1	0	0	0-0	0
23 Team	0	0	0	0.5	0-0	0
TOTALS	779	574	205	49.5	16-220	13

1970 GAMES STARTED

OFFENSE			DEFENSE		
QB Liske, Pete	9	DE Duranko, Pete	14		
QB Pastrana, Al	3	DE Jackson, Rich	14		
QB Tensi, Steve	2	DT Costa, Dave	14		
RB Crenshaw, Willis	12	DT Smith, Paul	14		
RB Little, Floyd	14	LB Criter, Ken	1		
RB Lynch, Fran	2	LB Cunningham, Carl	13		
WR Denson, Al	14	LB Forsberg, Fred	14		
WR Embree, John	1	LB Inman, Jerry	1		
WR Hafner, Mike	7	LB Myrtle, Chip	2		
WR Van Heusen, Bill	5	LB Washington, Dave	11		
TE Masters, Billy	2	CB Gordon, Cornell	14		
TE Whalen, Jim	13	CB Jaquess, Pete	2		
C Kaminski, Larry	14	CB Mitchell, Alvin	1		
T Alexakos, Steve	1	CB Thompson, Billy	9		
T Bachman, Jay	1	CB Wade, Bob	2		
T Brunelli, Sam	12	S Greer, Charles	14		
T Current, Mike	14	S Martha, Paul	12		
G Goeddeke, George	14	S Saines, George	2		
G Schnitker, Mike	2				
G Young, Bob	12				

1970 COACHES

Lou Saban (Head Coach), Joe Collier (Defensive Backfield), Whitey Dovel (Offensive Line), Hunter Enis (Offensive Backfield), Stan Jones (Defensive Line), Dick MacPherson (Linebackers), Sam Rutigliano (Wide Receivers).

1970 LEADERS / RANKINGS

INDIVIDUAL	PLAYER	NO.	AFC RANK	NFL RANK	NFL LEADER	NO.
Points	Howfield	81	7	16	Cox (MIN)	125
Rushing Yards	Little	901	1	4	Brown (WAS)	1,125
Passing Yards	Liske	1,340	11	23	Brodie (SF)	2,941
Passer Rating	Liske	55.3	10	22	Brodie (SF)	93.8
Receiving Yards	Denson	646	10	21	Washington (SF)	1,100
Receptions	Denson	47	21	101	Gordon (CHI)	71
Interceptions	Martha	6	41	91	Robinson (KC)	10

OFFENSE	NO.	AFC RANK	NFL RANK	NFL LEADER	NO.
Points Per Game	18.1	9	18	San Francisco	25.1
Total Yards Per Game	273.4	10	18	Oakland	344.9
Yards Per Play	4.3	12	21	Oakland/St. Louis	5.3
Rushing Yards Per Game	128.7	5	9	Dallas	164.3
Net Passing Yards Per Game	144.6	9	19	San Francisco	208.8

DEFENSE	NO.	AFC RANK	NFL RANK	NFL LEADER	NO.
Points Per Game	18.9	5	12	Minnesota	10.2
Total Yards Per Game	264.6	3	7	Minnesota	200.2
Yards Per Play	4.4	21	61	Minnesota	3.4
Rushing Yards Per Game	96.5	2	3	Detroit	82.3
Net Passing Yards Per Game	168.1	8	18	Minnesota	102.7

1970 KEY AWARDS

Pro Bowl (2): DE Rich Jackson, RB Floyd Little. All-Pro (2): DE Rich Jackson, RB Floyd Little.

1970 NFL STANDINGS

AFC EAST

Team	W	L	T	Pct	PF	PA
y-Baltimore	11	2	1	.846	321	234
x-Miami	10	4	0	.714	297	228
New York Jets	4	10	0	.286	255	286
Buffalo	3	10	1	.231	204	337
Boston	2	12	0	.143	149	361

AFC CENTRAL

Team	W	L	T	Pct	PF	PA
y-Cincinnati	8	6	0	.571	312	255
Cleveland	7	7	0	.500	286	265
Pittsburgh	5	9	0	.357	210	272
Houston	3	10	1	.321	217	352

AFC WEST

Team	W	L	T	Pct	PF	PA
y-Oakland	8	4	2	.667	300	293
Kansas City	7	5	2	.583	272	244
San Diego	5	6	3	.455	282	278
Denver	5	8	1	.385	253	264

NFC EAST

Team	W	L	T	Pct	PF	PA
y-Dallas	10	4	0	.714	299	221
New York Giants	9	5	0	.643	301	270
St. Louis	8	5	1	.615	325	228
Washington	6	8	0	.429	297	314
Philadelphia	3	10	1	.231	241	332

NFC CENTRAL

Team	W	L	T	Pct	PF	PA
y-Minnesota	12	2	0	.857	335	143
x-Detroit	10	4	0	.714	347	202
Green Bay	6	8	0	.429	196	293
Chicago	6	8	0	.429	256	261

NFC WEST

Team	W	L	T	Pct	PF	PA
y-San Francisco	10	3	1	.769	352	267
Los Angeles	9	4	1	.692	325	202
Atlanta	4	8	2	.333	206	261
New Orleans	2	11	1	.154	172	347

x - Wild Card Qualifier; y - Division Title
(NOTE - in 1970 tie games were not included in winning percentage)

DIVISIONAL PLAYOFF GAMES

12/26 - at Baltimore 17, Cincinnati 0

12/26 - at Dallas 5, Detroit 0

12/27 - at Oakland 21, Miami 14

12/27 - San Francisco 17, at Minnesota 14

CONFERENCE CHAMPIONSHIPS

1/3 - at Baltimore 27, Oakland 17

1/3 - Dallas 17, at San Francisco 10

SUPER BOWL V (MIAMI)

1/17 - Baltimore 16, Dallas 13

1969 FINAL STATISTICS (5-8-1)

Head Coach: Lou Saban AFL West: 4th Home Stadium: Mile High Stadium

Date	W-L	Score	Opponent	Attendance	RUSHING	No.	Yds.	Avg.	Long	TD
Sept 14	W	35-7	Boston	43,482	Little	146	729	5.0	48t	6
Sept 21	W	21-19	New York Jets	50,583	Lynch	96	407	4.2	54	2
Sept 28	L	28-41	at Buffalo	40,302	Quayle	57	183	3.2	17	0
Oct 5	L	13-26	Kansas City	50,564	Smiley	56	166	3.0	26	3
Oct 12	L	14-24	Oakland	49,511	Tensi	12	63	5.3	17	0
Oct 19	W	30-23	at Cincinnati	27,920	Liske	10	50	5.0	19	0
Oct 26	L	21-24	at Houston	45,348	Williams	10	18	1.8	8	1
Nov 2	W	13-0	San Diego	45,511	Denson	1	9	9.0	9	0
Nov 9	L	10-41	at Oakland	54,416	Burnett	5	9	1.8	5	0
Nov 16	T	20-20	Houston	45,002	Jones	1	3	3.0	3	0
Nov 23	L	24-45	at San Diego	34,664	BRONCOS	394	1637	4.2	54	12
Nov 27	L	17-31	at Kansas City	48,773	OPPONENTS	436	1709	3.9	43t	15
Dec 7	L	24-27	at Miami	25,332						
Dec 14	W	27-16	Cincinnati	42,198						

TEAM STATISTICS	Den	Opp	Jeffson	53	809	15.3	62t	10
TOTAL FIRST DOWNS	243	278	Haffner	35	563	16.1	46	5
Rushing	87	95	Embree	29	469	16.2	79t	5
Passing	130	151	Little	19	218	11.5	67t	1
Penalty	26	30	Quayle	11	167	15.2	71	0
TOTAL NET YARDS	4161	4641	Beer	9	200	22.2	48	0
Avg. Per Game	297.2	331.5	Pivec	9	117	13.0	18	0
Total Plays	841	918	Lynch	9	86	9.6	19	0
Avg. Per Play	4.9	5.1	Williams	5	56	11.2	14	0
NET YARDS RUSHING	1637	1709	Smiley	5	23	4.6	17t	1
Avg. Per Game	116.9	122.1	Buckman	4	48	12.0	20	1
Total Rushes	394	436	Van Heusen	3	64	31.3	36	0
Avg. Per Rush	4.2	3.9	Pastrana	1	15	15.0	15	0
NET YARDS PASSING	2524	2932	BRONCOS	192	2835	14.8	79t	23
			OPPONENTS	223	3295	14.8	86t	19

Avg. Per Game	180.3	209.4										
Sacked/Yards Lost	44/311	45/363	INTERCEPTIONS	No.	Yds.	Avg.	Long	TD				
Att./Completions	403/192	437/223	Thompson	3	92	30.7	57t	1				
Completion Pct.	47.6	51.0	Burrell	2	65	32.5	38t	1				
Had Intercepted	23	14	Cavness	2	30	15.0	29	0				
Touchdowns	23	19	Huard	2	18	9.0	18	0				
Avg. Gain per Attempt	6.3	6.7	Greer	2	13	6.5	13	0				
Avg. Gain per Completion	13.1	13.1	Cunningham	2	10	5.0	5	0				
PUNTS/AVERAGE	72/40.1	71/43.1	Hollomon	1	0	0.0	0	0				
Had Blocked	1	0	BRONCOS	14	228	16.3	57t	2				
PUNT RETURNS	37/450	35/246	OPPONENTS	23	421	18.3	66	4				
Avg. Per Return	12.2	7.0										
KICKOFF RETURNS	56/1323	21/471	PUNTING	No.	Yds.	Avg.	Long	B				
Avg. Per Return	23.6	22.4	Van Heusen	25	1021	40.8	61	0				
INTERCEPTIONS/RET.	14/228	23/421	Hollomon	47	1868	39.7	57	1				
PENALTIES/YARDS	79/738	84/901	BRONCOS	72	2889	40.1	61	1				
FUMBLES/BALL LOST	15/8	24/14	OPPONENTS	71	3059	43.1	98	0				

PASSING	Att.	Comp.	Yds.	Comp.%	Yd./Att.	Sack/Lost	TD	TD%	Int	Int%	LG	Rtg.
Tensi	286	131	1990	45.8	6.96	29/208	14	4.9	12	4.2	79t	68.1
Liske	115	61	845	53.0	7.35	15/103	9	7.8	11	9.6	71	63.4
Little	2	0	0	0.0	0.00	0/0	0	0.0	0	0.0	—	39.6
BRONCOS	403	192	2835	47.6	7.03	44/311	23	5.7	23	5.7	79t	66.3
OPPONENTS	437	223	3295	51.0	7.54	45/363	19	4.3	14	3.2	86t	77.2

SACKS: Jackson 12.5, Costa 11.5, Duranko 7, Cunningham 3, P. Smith 3, Richter 2, Mirich 2, Myrtle 2, Inman 2, **TOTAL 45.0**

1969 PRIMARY STARTERS

OFFENSE	DEFENSE
SE Denson, Al	LE Jackson, Rich
SE Haffner, Mike	LT Smith, Paul
LT Brunelli, Sam	LT Inman, Jerry
LG Goeddeke, George	RT Costa, Dave
C Kaminski, Larry	RE Duranko, Pete
RG Young, Bob	LLB Cunningham, Carl
RT Current, Mike	MLB Huard, John
TE Beer, Tom	RLB Myrtle, Chip
TE Pivec, Dave	LC Cavness, Grady
WR Embree, John	RC Thompson, Billy
QB Tensi, Steve	FS Jaquess, Pete
QB Liske, Peter	FS Burrell, George
HB Little, Floyd	SS Greer, Charles
HB Quayle, Frank	
FB Lynch, Fran	
FB Smiley, Tom	

1969 COACHES

Lou Saban (Head Coach), **Joe Collier** (Defensive Backfield), **Whitey Doveil** (Offensive Line), **Hunter Enis** (Offensive Backfield), **Stan Jones** (Defensive Line), **Dick MacPherson** (Linebackers), **Sam Rutigliano** (Wide Receivers).

1969 LEADERS / RANKINGS

		AFL	
INDIVIDUAL	PLAYER NO.	RANK	AFL LEADER NO.
Points	Howfield 75	8	Turner (NYJ) 129
Rushing Yards	Little 729	5	Post (SD) 873
Passing Yards	Tensi 1,990	6	Lamonica (OAK) 3,302
Passer Rating	Tensi 68.1	4	Cook (CIN) 88.3
Receiving Yards	Denson 809	7	Wells (OAK) 1,260
Receptions	Denson 53	3	Alworth (SD) 64
Interceptions	Thompson 3	28t	Thomas (KC) 9
		AFL	
OFFENSE NO.	RANK	AFL LEADER NO.
Points Per Game 21.2	4	Oakland 26.9
Total Yards Per Game 297.2	6	Oakland 359.7
Yards Per Play 4.9	5	Oakland 5.5
Rushing Yards Per Game 116.9	6	Kansas City 158.6
Net Passing Yards Per Game 180.3	5	Oakland 233.6
		AFL	
DEFENSE NO.	RANK	AFL LEADER NO.
Points Per Game 24.6	8	Kansas City 12.6
Total Yards Per Game 331.5	8	Kansas City 225.9
Yards Per Play 5.1	6	Kansas City 4.0
Rushing Yards Per Game 122.1	7	Kansas City 77.9
Net Passing Yards Per Game 209.4	10	Kansas City 148.0

1969 KEY AWARDS

All-Pro (2): DE Rich Jackson (second team), RB Floyd Little (first team). **AP All-AFL (2):** DE Rich Jackson, RB Floyd Little. **AFL All-Star Game (6):** DT Dave Costa, T Mike Current, WR Al Denson, G George Goeddeke, DE Rich Jackson, RB Floyd Little.

1969 AFL STANDINGS

AFL EAST

Team	W	L	T	Pct	PF	PA
y-New York Jets	10	4	0	.714	353	269
x-Houston	6	6	2	.500	278	279
Boston	4	10	0	.286	266	316
Buffalo	4	10	0	.286	230	359
Miami	3	10	1	.231	233	332

AFL WEST

Team	W	L	T	Pct	PF	PA
y-Oakland	12	1	1	.923	377	242
x-Kansas City	11	3	0	.786	359	177
San Diego	8	6	0	.571	288	276
Denver	5	8	1	.385	297	344
Cincinnati	4	9	1	.308	280	367

x - Made Playoffs; y - Division Title

DIVISIONAL PLAYOFF GAMES

12/20 - Kansas City 13, at New York Jets 6

12/21 - at Oakland 56, Houston 7

AFL CHAMPIONSHIP

1/4 - Kansas City 17, at Oakland 7

1969 NFL STANDINGS

EAST-CAPITOL

Team	W	L	T	Pct	PF	PA
y-Dallas	11	2	1	.846	369	223
Washington	7	5	2	.583	307	319
New Orleans	5	9	0	.357	311	393
Philadelphia	4	9	1	.308	279	377

EAST-CENTURY

Team	W	L	T	Pct	PF	PA
y-Cleveland	10	3	1	.769	351	300
New York Giants	6	8	0	.429	264	298
St. Louis	4	9	1	.308	314	389
Pittsburgh	1	13	0	.071	218	404

WEST-CENTRAL

Team	W	L	T	Pct	PF	PA
y-Minnesota	12	2	0	.857	379	133
Detroit	9	4	1	.692	259	188
Green Bay	8	6	0	.571	269	221
Chicago	1	13	0	.071	210	339

WEST-COASTAL

Team	W	L	T	Pct	PF	PA
y-Los Angeles	11	3	0	.786	320	243
Baltimore	8	5	1	.615	279	268
Atlanta	6	8	0	.429	276	268
San Francisco	4	8	2	.333	277	319

y - Division Title

CONFERENCE CHAMPIONSHIPS

12/27 - at Minnesota 23, Los Angeles 20

12/28 - Cleveland 38, at Dallas 14

NFL CHAMPIONSHIP

1/4 - at Minnesota 27, Cleveland 7

SUPER BOWL IV (NEW ORLEANS)

1/11 - Kansas City (AFL) 23, Minnesota (NFL) 7

1968 FINAL STATISTICS (5-9)

Head Coach: Lou Saban AFL West: 4th Home Stadium: Mile High Stadium

Date	W-L	Score	Opponent	Attendance	RUSHING, cont.	No.	Yds.	Avg.	Long	TD
Sept 15	L	10-24	at Cincinnati	25,049	Leclair	12	40	3.3	12	0
Sept 22	L	2-34	at Kansas City	45,821	Moore	4	22	5.5	10	0
Sept 29	L	17-20	Boston	37,024	Lindsey	4	17	4.3	7	0
Oct 6	W	10-7	Cincinnati	41,257	Van Heusen	1	6	6.0	6	0
Oct 13	W	21-13	at New York Jets	62,052	Haffner	2	2	1.0	1	0
Oct 20	L	24-55	at San Diego	42,953	Tensi	6	2	0.3	2	0
Oct 27	W	21-14	Miami	44,115	Jones	1	-1	-1.0	-1	0
Nov 3	W	35-14	at Boston	18,304	DiVito	1	-1	-1.0	-1	0
Nov 10	L	7-43	Oakland	50,002	BRONCOS	411	1614	3.9	155	11
Nov 17	L	17-38	at Houston	36,075	OPPONENTS	457	1861	4.1	165	20
Nov 24	W	34-32	Buffalo	35,142						
Dec 1	L	23-47	San Diego	35,312	RECEIVING	No.	Yds.	Avg.	Long	TD
Dec 8	L	27-33	at Oakland	47,754	Crabtree	35	601	17.2	72t	5
Dec 14	L	7-30	Kansas City	38,463	Denson	34	586	17.2	44t	5

TEAM STATISTICS				Den	Opp					
TOTAL FIRST DOWNS				217	251					
Rushing				75	94					
Passing				124	145					
Penalty				18	12					
TOTAL NET YARDS				3971	5024					
Avg. Per Game				283.6	358.9					
Total Plays				889	917					
Avg. Per Play				4.5	5.5					
NET YARDS RUSHING				1614	1861					
Avg. Per Game				115.3	132.9					
Total Rushes				411	457					
Avg. Per Rush				3.9	4.1					
NET YARDS PASSING				2357	3163					
Avg. Per Game				168.4	225.9					
Sacked/Yards Lost				51/469	31/256					
Att./Completions				427/179	429/217					
Completion Pct.				41.9	50.6					
Had Intercepted				27	20					
PUNTS/AVERAGE				96/42.7	76/43.0					
Had Blocked				1	1					
PUNT RETURNS				38/332	46/282					
Avg. Per Return				8.7	6.1					
KICKOFF RETURNS				60/1361	29/704					
Avg. Per Return				22.7	24.3					
INTERCEPTIONS/RET.				20/165	27/328					
PENALTIES/YARDS				73/772	64/750					
FUMBLES/BALL LOST				28/13	24/12					
TOUCHDOWNS				32	48					
Rushing				11	20					
Passing				20	25					
Others (Ret.)				1	3					
Others (Safety)				1	2					
PAT (Kicking)				31/31	47/47					
PAT (Passing)				0/1	1/1					
PAT (Rushing)				0/0	0/0					
FIELD GOALS				10/23	21/34					

SCORING				TD	Ru	Pa	Rt	PAT	FG	S	PTS
Howfield				0	0	0	0	30/30	9/18	0	57
Crabtree				5	0	5	0	0/0	0/0	0	30
Little				5	3	1	1	0/0	0/0	0	30
Denson				5	0	5	0	0/0	0/0	0	30
Lynch				4	4	0	0	0/0	0/0	0	24
Briscoe				3	3	0	0	0/0	0/0	0	18
Van Heusen				3	0	3	0	0/0	0/0	0	18
Jones				2	0	2	0	0/0	0/0	0	12
McCarthy				2	0	2	0	0/0	0/0	0	12
Haffner				1	0	1	0	0/0	0/0	0	6
Beer				1	0	1	0	0/0	0/0	0	6
Ford				1	1	0	0	0/0	0/0	0	6
Humphreys				0	0	0	0	1/1	1/5	0	4
Myrtle				0	0	0	0	0/0	0/0	1	2
BRONCOS				32	11	20	1	31/31	10/23	1	255
OPPONENTS				48	20	25	3	47/47	21/34	0	404

RUSHING				No.	Yds.	Avg.	Long	TD
Little				158	584	3.7	55t	3
Briscoe				41	308	7.5	34	3
Lynch				66	221	3.3	19	4
Ford				41	186	4.5	23	1
McCarthy				28	89	3.2	12	0
Erwin				24	76	3.2	9	0
Lamb				22	63	2.9	17	0

PASSING				Att.	Comp.	Yds.	Comp %	Yd./Att.	TD	TD%	Int	Int%	LG	Rtg.
Briscoe				224	93	1589	41.5	7.09	15	6.3	13	5.8	66t	62.9
Tensi				119	48	709	40.3	5.96	5	4.2	8	6.7	72t	46.5
LeClair				54	27	401	50.0	7.43	1	1.9	5	9.3	50	42.3
McCormick				19	8	89	42.1	4.68	0	0.0	1	5.3	18	34.8
Haffner				1	1	18	100.0	18.00	0	0.0	0	0.0	18	118.8
DiVito				6	1	16	16.6	2.67	0	0.0	0	0.0	16	39.6
Lynch				2	1	4	50.0	2.00	0	0.0	0	0.0	4	56.3
Little				2	0	0	0.0	0.00	0	0.0	0	0.0	—	39.6
BRONCOS				427	179	2826	41.9	6.62	20	4.7	27	6.3	72t	53.9
OPPONENTS				429	217	3419	50.6	7.97	25	5.8	20	4.7	94t	77.4

RECEIVING				No.	Yds.	Avg.	Long	TD
Crabtree				35	601	17.2	72t	5
Denson				34	586	17.2	44t	5
Beer				20	276	13.8	31	1
Van Heusen				19	353	18.6	50t	3
Little				19	331	17.4	66t	1
Jones				13	190	14.6	60t	2
Haffner				12	232	19.3	52	1
McCarthy				7	69	9.9	40t	2
Ford				6	40	6.7	12	0
Lynch				4	52	13.0	22	0
Moore				3	35	11.7	16	0
Lamb				3	10	3.3	—	0
Erwin				2	21	10.5	17	0
Myrtle				1	18	18.0	18	0
Washington				1	12	12.0	12	0
BRONCOS				179	2826	15.8	72t	20
OPPONENTS				217	3419	15.8	94t	25

INTERCEPTIONS		No.	Yds.	Avg.	Long	TD
Jaquess		5	64	12.8	28	0
Greer		4	18	4.5	14	0
Oberg		3	17	5.6	16	0
Huard		2	35	17.5	26	0
Garrett		2	6	3.0	6	0
Hollomon		1	16	16.0	16	0
Forsberg		1	6	6.0	6	0
Cunningham		1	3	3.0	3	0
Lentz		1	0	0.0	0	0
BRONCOS		20	165	8.3	28	0
OPPONENTS		27	328	12.1	—	3

1968 PRIMARY STARTERS

OFFENSE	DEFENSE
SE Denson, Al	LE Duranko, Pete
SE Van Heusen, Billy	LE Smith, Paul
LT Brunelli, Sam	LT Inman, Jerry
LG Goeddeke, George	LT Mirich, Rex
C Kaminski, Larry	RT Costa, Dave
RG Young, Bob	RE Jackson, Rich
RG Homan, Jon	LLB Cunningham, Carl
RT Current, Mike	MLB Huard, John
TE Beer, Tom	RLB Forsberg, Fred
WR Crabtree, Eric	RLB Myrtle, Chip
WR Jones, Jimmy	LC Greer, Charlie
QB Briscoe, Marlin	RC Garrett, Drake
QB Tensi, Steve	FS Lentz, Jack
HB Little, Floyd	SS Jaquess, Pete
HB Lynch, Fran	
FB Ford, Garrett	
FB McCarthy, Brendan	

1968 COACHES

Lou Saban (Head Coach), **Whitey Dovell** (Offensive Line), **Hunter Enis** (Offensive Backfield), **Stan Jones** (Defensive Line), **Dick MacPherson** (Defensive Backfield), **Sam Rutigliano** (Wide Receivers).

1968 LEADERS / RANKINGS

			AFL	
INDIVIDUAL	PLAYER	NO.	RANK	AFL LEADER NO.
Points	Howfield	57	13	Turner (NYJ) 145
Rushing Yards	Little	584	9	Kelly (CIN) 1,239
Passing Yards	Briscoe	1,589	6	Hadi (SD) 3,473
Passer Rating	Briscoe	62.9	6	Dawson (KC) 98.6
Receiving Yards	Crabtree	601	15	Alworth (SD) 1,312
Receptions	Crabtree	35	15	Alworth (SD) 68
Interceptions	Jaquess	5	71	Grayson (OAK) 10
OFFENSE NO.			AFL	
			RANK	AFL LEADER NO.
Points Per Game	18.2		7	Oakland 32.4
Total Yards Per Game	283.6		7	Oakland 406.9
Yards Per Play	4.5		7	Oakland 5.9
Rushing Yards Per Game	115.3		7	Kansas City 159.1
Net Passing Yards Per Game	168.4		6	San Diego 258.8
			AFL	
DEFENSE NO.			RANK	AFL LEADER NO.
Points Per Game	28.9		9	Kansas City 12.1
Total Yards Per Game	358.9		10	New York Jets 240.2
Yards Per Play	5.5		9	Houston 4.0
Rushing Yards Per Game	132.9		7	New York Jets 85.4
Net Passing Yards Per Game	225.9		10	Houston 119.4

1968 KEY AWARDS

AP All-AFL (1): DE Rich Jackson. **AFL All-Star Game (3):** DT Dave Costa, DE Rich Jackson, RB Floyd Little.

1968 AFL STANDINGS

AFL EAST

Team	W	L	T	Pct	PF	PA
y-New York Jets	11	3	0	.786	419	280
Houston	7	7	0	.500	303	248
Miami	5	8	1	.385	276	355
Boston	4	10	0	.286	229	406
Buffalo	1	12	1	.077	199	367

AFL WEST

Team	W	L	T	Pct	PF	PA
x-Kansas City	12	2	0	.857	371	170
x-Oakland	12	2	0	.857	453	233
San Diego	9	5	0	.643	382	310
Denver	5	9	0	.357	255	404
Cincinnati	3	11	0	.214	215	329

x - Made Playoffs; y - Division Title

WESTERN DIVISIONAL PLAYOFF GAME

12/22 - at Oakland 41, Kansas City 6

AFL CHAMPIONSHIP

12/29 - at New York Jets 27, Oakland 23

1968 NFL STANDINGS

EAST-CAPITOL

Team	W	L	T	Pct	PF	PA
y-Dallas	12	2	0	.857	431	186
New York Giants	7	7	0	.500	294	325
Washington	5	9	0	.357	249	358
Philadelphia	2	12	0	.143	202	351

EAST-CENTURY

Team	W	L	T	Pct	PF	PA
y-Cleveland	10	4	0	.714	394	273
St. Louis	9	4	1	.692	325	289
New Orleans	4	9	1	.308	246	327
Pittsburgh	2	11	1	.154	244	397

WEST-CENTRAL

Team	W	L	T	Pct	PF	PA
y-Minnesota	8	6	0	.571	282	242
Chicago	7	7	0	.500	250	333
Green Bay	6	7	1	.462	281	227
Detroit	4	8	2	.333	207	241

WEST-COASTAL

Team	W	L	T	Pct	PF	PA
y-Baltimore	13	1	0	.929	402	144
Los Angeles	10	3	1	.769	312	200
San Francisco	7	6	1	.538	303	310
Atlanta	2	12	0	.143	170	389

y - Division Title

CONFERENCE CHAMPIONSHIPS

12/21 - at Cleveland 31, Dallas 20

12/22 - at Baltimore 24, Minnesota 14

NFL CHAMPIONSHIP

12/29 - Baltimore 34, at Cleveland 0

SUPER BOWL III (MIAMI)

1/12 - New York Jets (AFL) 16, Baltimore (NFL) 7

1967 FINAL STATISTICS (3-11)

Head Coach: Lou Saban AFL West: 4th Home Stadium: Bears Stadium

Date	W-L	Score	Opponent	Attendance	RUSHING	No.	Yds.	Avg.	Long	TD
Sept 3	W	26-21	Boston	35,488	Little	130	381	2.9	14	1
Sept 10	L	0-51	at Oakland	25,423	Mitchell	82	308	3.8	35	0
Sept 17	L	21-35	at Miami	29,381	Hickey	73	263	3.6	20	4
Sept 24	L	24-38	New York Jets	35,365	Hayes	85	255	3.0	18	4
Oct 1	L	6-10	at Houston	21,798	Gilchrist	10	21	2.1	6	0
Oct 8	L	16-17	Buffalo	35,188	Lynch	2	7	3.5	7	0
Oct 22	L	21-38	San Diego	34,464	LeClair	8	6	0.8	10	1
Oct 29	L	9-52	at Kansas City	44,002	Tensi	24	4	0.2	13	0
Nov 5	L	17-21	Oakland	29,043	Crabtree	2	2	1.0	6	0
Nov 12	L	18-20	Houston	30,392	Glacken	1	10	10.0	10	0
Nov 19	W	21-20	at Buffalo	30,891	Cassese	1	5	5.0	5	0
Nov 23	L	20-24	at San Diego	34,586	Scarpitto	1	5	5.0	5	0
Dec 3	W	33-24	at New York Jets	61,615	Denson	1	-2	-2.0	-2	0
Dec 17	L	24-38	Kansas City	31,660	BRONCOS	420	1265	3.0	35	10
					OPPONENTS	444	2076	4.7	65	21

TEAM STATISTICS				Den	Opp	RECEIVING				
TOTAL FIRST DOWNS				172	276	No.	Yds.	Avg.	Long	TD
Rushing				65	115	Denson	46	899	19.5	68t
Passing				91	143	Crabtree	46	716	15.6	76t
Penalty				16	18	Hayes	13	125	9.6	24
TOTAL NET YARDS				2947	5201	Beer	11	155	14.1	29
Avg. Per Game				210.5	371.5	Little	7	11	1.6	15
Total Plays				852	921	White	5	87	17.4	40
Avg. Per Play				3.5	5.6	Hickey	7	36	5.1	22t
NET YARDS RUSHING				1265	2076	Mitchell	7	15	2.1	15
Avg. Per Game				90.4	148.3	Sweeney	6	136	22.7	48
Total Rushes				420	444	Scarpitto	1	14	14.0	14
Avg. Per Rush				3.0	4.7	Gilchrist	1	-4	-4.0	0
NET YARDS PASSING				1682	3125	BRONCOS	150	2190	14.6	76t
Avg. Per Game				120.1	223.2	OPPONENTS	214	3289	15.3	79
Sacked/Yards Lost				58/508	18/164	INTERCEPTIONS				
Att./Completions				374/150	459/214	No.	Yds.	Avg.	Long	TD
Completion Pct.				40.1	46.6	Sellers	7	78	11.1	47
Had Intercepted				18	28	Wilson	4	153	38.3	70
PUNTS/AVERAGE				105/44.9	65/41.5	Lentz	4	72	18.0	47
Had Blocked				1	1	Wright	4	22	5.5	8
PUNT RETURNS				27/357	61/718	Sykes	2	29	14.5	29
Avg. Per Return				13.2	11.8	Huard	2	12	6.0	9
KICKOFF RETURNS				60/1518	42/1046	Richter	2	6	3.0	6
Avg. Per Return				25.3	24.9	Cassese	1	24	24.0	24
INTERCEPTIONS/RET.				28/413	18/262	Cunningham	1	16	16.0	16
PENALTIES/YARDS				48/512	58/628	Myrtle	1	1	1.0	1
FUMBLES/BALL LOST				30/12	23/13	BRONCOS	28	413	14.8	70
TOUCHDOWNS				31	52	OPPONENTS	18	262	14.6	—
Rushing				10	21	PUNTING				
Passing				17	27	No.	Yds.	Avg.	Long	B
Others				4	4	Scarpitto	105	4713	44.9	73
PAT (Kicking)				28/30	48/49	OPPONENTS	65	2699	41.5	60
PAT (Passing)				1/1	1/2	PUNT RETURNS				
PAT (Rushing)				0/0	1/1	No.	FC	Yds.	Avg.	Long
FIELD GOALS				12/27	15/31	Little	16	6	270	16.9

SCORING										
	TD	Ru	Pa	Rt	PAT	FG	\$	PTS		
Denson	11	0	11	0	0/0	0/0	0	66		
Humphreys	0	0	0	0	18/19	7/15	0	39		
Hickey	5	4	1	0	0/0	0/0	0	30		
Crabtree	5	0	5	0	0/0	0/0	0	30		
Hayes	4	4	0	0	0/0	0/0	0	26		
Little	2	1	0	1	0/0	0/0	0	12		
Wilson	2	0	0	2	0/0	0/0	0	12		
Kroner	0	0	0	0	5/6	2/2	0	11		
Duncan	0	0	0	0	3/3	2/5	0	9		
Sellers	1	0	0	1	0/0	0/0	0	6		
LeClair	1	1	0	0	0/0	0/0	0	6		
LeClerc	0	0	0	0	2/2	1/6	0	5		
Jackson	0	0	0	0	0/0	0/0	1	2		
White	0	0	0	0	0/0	0/0	1	2		
BRONCOS	31	10	17	4	28/30	12/28	2	256		
OPPONENTS	52	21	27	4	48/49	15/31	0	409		

SACKS: R. Jackson 4.5, Costa 4.5, Cox 2.5, Cunningham 2.5, Inman 1.5, Duranko 1, Myrtle 1, Mirich 1, Richter 0.5, **TOTAL 19.0**

PASSING	Att.	Comp.	Yds.	Comp. %	Yd./Att.	TD	TD %	Int	Int %	LG	Rtg.
Tensi	325	131	1915	40.3	5.89	16	4.9	17	5.2	76t	54.8
LeClair	45	19	275	42.2	6.11	1	6.1	1	2.2	48	60.9
Glacken	4	0	0	0.0	0.00	0	0.0	0	0.0	0	39.6
BRONCOS	374	150	2190	40.1	5.86	17	4.5	18	4.8	76t	55.0
OPPONENTS	459	214	3289	46.6	7.17	27	5.9	28	6.1	79	65.0

1967 PRIMARY STARTERS

OFFENSE	DEFENSE
SE Crabtree, Eric	LE Mirich, Rex
LT Brunelli, Sam	LT Inman, Jerry
LG Goeddeke, George	RT Costa, Dave
C Kaminski, Larry	RE Jackson, Rich
RG Mattson, Pat	LLB Cunningham, Carl
RT Cichowski, Tom	MLB Huard, John
TE Beer, Tom	MLB Duranko, Pete
FL Denson, Al	RLB Myrtle, Chip
QB Tensi, Steve	RLB Richter, Frank
HB Little, Floyd	LC Sellers, Goldie
HB Mitchell, Charlie	RC Wilson, Nemiah
FB Hickey, Bo	FS Lentz, Jack
FB Hayes, Wendell	SS Jaquess, Pete
	SS Cassese, Tom

1967 COACHES

Lou Saban (Head Coach), **Whitey Dovell** (Offensive Line), **Hunter Enis** (Offensive Backfield), **Stan Jones** (Defensive Line), **Dick MacPherson** (Linebackers), **Sam Rutigliano** (Wide Receivers).

1967 LEADERS / RANKINGS

			AFL	
INDIVIDUAL	PLAYER	NO.	RANK	AFL LEADER NO.
Points	Denson	66	10	Blanda (OAK) 116
Rushing Yards	Little	381	13	Nance (BOS) 1,216
Passing Yards	Tensi	1,915	8	Namath (NYJ) 4,007
Passer Rating	Tensi	54.8	7	Dawson (KC) 83.7
Receiving Yards	Denson	899	6	Maynard (NYJ) 1,434
Receptions	Crabtree/Denson	46	8t	Sauer (NYJ) 75
Interceptions	Sellers	7	5t	Three Players 10
			AFL	
OFFENSE		NO.	RANK	AFL LEADER NO.
Points Per Game		18.3	7	Oakland 33.4
Total Yards Per Game		210.5	9	New York Jets 368.0
Yards Per Play		3.5	9	San Diego 5.8
Rushing Yards Per Game		90.4	9	Houston 151.6
Net Passing Yards Per Game		120.1	8	New York Jets 274.6
			AFL	
DEFENSE		NO.	RANK	AFL LEADER NO.
Points Per Game		29.2	9	Houston 14.2
Total Yards Per Game		371.5	9	Oakland 235.3
Yards Per Play		5.6	8	Oakland 3.8
Rushing Yards Per Game		148.3	8	Oakland 80.6
Net Passing Yards Per Game		223.2	8	Buffalo 130.4

1967 KEY AWARDS

AFL All-Star Game (4): DT Dave Costa, WR Al Denson, C Larry Kaminski, CB Nemiah Wilson.

1967 AFL STANDINGS

AFL EAST

Team	W	L	T	Pct	PF	PA
y-Houston	9	4	1	.692	258	199
New York Jets	8	5	1	.615	371	329
Buffalo	4	10	0	.286	237	285
Miami	4	10	0	.286	219	407
Boston	3	10	1	.231	280	389

AFL WEST

Team	W	L	T	Pct	PF	PA
y-Oakland	13	1	0	.929	468	233
Kansas City	9	5	0	.643	408	254
San Diego	8	5	1	.615	360	352
Denver	3	11	0	.214	256	409

y – Division Title

AFL CHAMPIONSHIP

12/31 – at Oakland 40, Houston 7

1967 NFL STANDINGS

EAST-CAPITOL

Team	W	L	T	Pct	PF	PA
y-Dallas	9	5	0	.643	342	268
Philadelphia	6	7	1	.462	351	409
Washington	5	6	3	.455	347	353
New Orleans	3	11	0	.214	233	379

EAST-CENTURY

Team	W	L	T	Pct	PF	PA
y-Cleveland	9	5	0	.643	334	297
New York Giants	7	7	0	.500	369	379
St. Louis	6	7	1	.462	333	356
Pittsburgh	4	9	1	.308	281	320

WEST-CENTRAL

Team	W	L	T	Pct	PF	PA
y-Green Bay	9	4	1	.692	332	209
Chicago	7	6	1	.538	239	218
Detroit	5	7	2	.417	260	259
Minnesota	3	8	3	.273	233	294

WEST-COASTAL

Team	W	L	T	Pct	PF	PA
y-Los Angeles	11	1	2	.917	398	196
Baltimore	11	1	2	.917	394	198
San Francisco	7	7	0	.500	273	337
Atlanta	1	12	1	.077	175	422

y – Division Title

CONFERENCE CHAMPIONSHIPS

12/23 – at Green Bay 28, Los Angeles 7

12/24 – at Dallas 52, Cleveland 14

NFL CHAMPIONSHIP

12/31 – at Green Bay 21, Dallas 17

SUPER BOWL II (MIAMI)

1/14 – Green Bay (NFL) 33, Oakland (AFL) 14

1966 FINAL STATISTICS (4-10)

Head Coach: Mac Speedie (2) / Ray Malavasi (12) AFL West: 4th Home Stadium: Bears Stadium

Date	W-L	Score	Opponent	Attendance	RUSHING	No.	Yds.	Avg.	Long	TD
Sept 3	L	7-45	at Houston	30,156	Haynes	105	417	4.0	56	1
Sept 18	L	10-24	Boston	25,337	Haynes	129	304	2.4	20	2
Sept 25	L	7-16	New York Jets	29,878	Mitchell	70	199	2.8	21	0
Oct 2	W	40-38	Houston	27,203	Scarpitto	4	110	27.5	63	1
Oct 8	L	10-37	at Kansas City	33,929	Lester	34	84	2.5	10	0
Oct 16	L	7-24	at Miami	23,393	Choboian	21	45	2.1	12	2
Oct 23	L	10-56	Kansas City	26,196	Slaughter	1	10	10.0	10	0
Oct 30	L	17-24	at San Diego	25,819	Kellogg	6	3	0.5	5	0
Nov 6	W	17-10	at Boston	18,154	McCormick	4	2	0.5	3	0
Nov 20	L	3-17	Oakland	26,703	Glacken	2	-1	-0.5	5	0
Nov 27	W	20-17	San Diego	24,860	BRONCOS	376	1173	3.1	63	6
Dec 4	W	17-7	Miami	32,592	OPPONENTS	471	2029	4.6	61	17
Dec 11	L	10-28	at Oakland	31,765						
Dec 18	L	21-38	at Buffalo	40,538						

TEAM STATISTICS	Den	Opp
TOTAL FIRST DOWNS	171	251
Rushing	61	101
Passing	95	122
Penalty	14	28
TOTAL NET YARDS	3168	4544
Avg. Per Game	226.3	324.6
Total Plays	815	871
Avg. Per Play	3.9	5.2
NET YARDS RUSHING	1173	2029
Avg. Per Game	83.8	144.9
Total Rushes	376	441
Avg. Per Rush	3.1	4.6
NET YARDS PASSING	1995	2515
Avg. Per Game	142.5	179.6
Sacked/Yards Lost	37/356	33/304
Att./Completions	402/166	396/192
Completion Pct.	41.3	48.5
Had Intercepted	30	13
PUNTS/AVERAGE	77/45.2	60/42.7
Had Blocked	1	0
PUNT RETURNS	26/235	38/296
Avg. Per Return	9.0	7.8
KICKOFF RETURNS	58/1558	43/1000
Avg. Per Return	26.9	23.3
INTERCEPTIONS/RET.	13/109	30/545
PENALTIES/YARDS	66/773	75/571
FUMBLES/BALL LOST	36/17	35/18
TOUCHDOWNS	22	47
Rushing	6	17
Passing	12	26
Others	4	4
PAT (Kicking)	20/20	46/46
PAT (Passing)	1/2	1/1
PAT (Rushing)	0	0
FIELD GOALS	14/25	17/40

SCORING	TD	Ru	Pa	Rt	PAT	FG	\$	PTS
Kroner	0	0	0	0	20/20	14/25	0	62
Scarpitto	5	1	4	0	0/0	0/0	0	32
Haynes	3	2	1	0	0/0	0/0	0	18
Denson	3	0	3	0	0/0	0/0	0	18
Mitchell	2	0	2	0	0/0	0/0	0	12
Sellers	2	0	0	2	0/0	0/0	0	12
Choboian	2	2	0	0	0/0	0/0	0	12
Taylor	1	0	1	0	0/0	0/0	0	6
Haynes	1	1	0	0	0/0	0/0	0	6
Bramlett	1	0	0	1	0/0	0/0	0	6
Lester	1	0	1	0	0/0	0/0	0	6
Wilson	1	0	0	1	0/0	0/0	0	6
BRONCOS	22	6	12	4	20/20	14/25	0	196
OPPONENTS	47	17	26	4	46/46	17/40	0	381

RECEIVING	No.	Yds.	Avg.	Long	TD
Haynes	46	480	10.4	52	1
Denson	36	725	20.1	65	3
Taylor	35	448	12.8	32	1
Scarpitto	21	335	16.0	62	4
Mitchell	14	239	17.1	79	2
Haynes	8	49	6.1	29	0
Lester	2	26	13.0	21	1
Crabtree	1	38	38.0	38	0
Franci	1	8	8.0	8	0
Kellogg	1	5	5.0	5	0
Wright	1	-2	-2.0	-2	0
BRONCOS	166	2351	14.2	79	12
OPPONENTS	192	2819	14.7	79	26

INTERCEPTIONS	No.	Yds.	Avg.	Long	TD
Brown	3	37	12.3	31	0
Sellers	3	24	8.0	24	0
Matsos	2	10	5.0	5	0
Hopkins	2	9	4.5	9	0
Wright	1	15	15.0	15	0
Bramlett	1	12	12.0	12t	0
Wilson	1	2	2.0	2	0
BRONCOS	13	109	8.4	31	0
OPPONENTS	30	545	18.2	—	1

PUNTING	No.	Yds.	Avg.	Long	B
Scarpitto	76	3480	45.8	70	1
BRONCOS	77	2878	45.2	70	1
OPPONENTS	60	2564	42.7	68	0

PUNT RETURNS	No.	Yds.	Avg.	Long	TD
Haynes	10	119	11.9	42	0
Scott	7	56	8.0	21	0
Sellers	6	49	8.2	17	0
Wilson	2	10	5.0	10	0
Lester	1	1	1.0	1	0
BRONCOS	26	235	9.0	42	0
OPPONENTS	38	296	7.8	—	0

KICKOFF RETURNS	No.	Yds.	Avg.	Long	TD
Sellers	19	541	28.5	100t	2
Wilson	10	309	30.9	100t	1
Scott	9	282	31.3	77	0
Haynes	9	229	25.4	43	0
Crabtree	5	129	25.8	32	0
Mitchell	3	55	18.3	26	0
Lester	1	11	11.0	11	0
Sturm	1	2	2.0	2	0
Inman	1	0	0.0	0	0
BRONCOS	58	1558	26.9	100t	3
OPPONENTS	43	1000	23.3	—	0

SACKS: Bramlett 9.5, LaRose 4.5, Keating 3.5, Leeztow 3, Jacobs 2, Hopkins 1.5, Jeter 1.5, Gonsoulin 1, Tarasovic 1, Cox 0.5, Team 5, TOTAL 33.0

PASSING	Att.	Comp.	Yds.	Comp. %	Yd./Att.	TD	TD%	Int	Int%	LG	Rtg.
Choboian	163	82	1110	50.3	6.81	4	2.5	12	7.4	79	49.9
McCormick	193	68	993	35.2	5.15	6	3.1	15	7.8	64	30.9
McLaughlin	25	7	124	28.0	4.96	1	4.0	0	0.0	67	61.1
Glacken	11	6	84	54.5	7.64	1	9.1	0	0.0	22	109.7
Rote	8	3	40	37.5	5.00	0	0.0	1	12.5	20	14.6
Haynes	2	0	0	0.0	0.00	0	0.0	2	100.0	0	0.0
BRONCOS	402	166	2351	41.3	5.85	12	3.0	30	7.5	79	39.7
OPPONENTS	396	192	2819	48.5	7.12	26	6.6	13	3.3	79	80.4

1966 PRIMARY STARTERS

OFFENSE	DEFENSE
SE Taylor, Lionel	LE Leetow, Max
LT Breitenstein, Bob	LE La Rose, Don
LG Sturm, Jerry	LT Jacobs, Ray
C Kubala, Ray	RT Cox, Larry
C Kaminski, Larry	RT Keating, Bill
RG Gonzaga, John	RE Young, Bob
RG Homan, Jon	LLB Hopkins, Jerry
RT Burnet, Lee	LLB Jeter, Eugene
TE Denson, Al	MLB Matsos, Archie
FL Scarpitto, Bob	RLB Bramlett, John
QB McCormick, John	LC Brown, Willie
QB Choboian, Max	LC Sellers, Goldie
HB Haynes, Abner	RC Wilson, Nemiah
HB Mitchell, Charlie	LS Wright, Lonnie
FB Hayes, Wendell	RS Gonsoulin, Goose

1966 COACHES

Mac Speedie (Head Coach - First 2 Gms.), **Dale Dodrill** (Defensive Line), **Ray Malavasi** (Offensive Line / Head Coach - Final 12 Gms.), **Marv Matuszak** (Defensive Backfield), **Bus Mertes** (Offensive Backfield).

1966 LEADERS / RANKINGS

			AFL	
INDIVIDUAL	PLAYER	NO.	RANK	AFL LEADER NO.
Points	Kroner	62	12	Cappelletti (BOS) 119
Rushing Yards	Hayes	417	11	Nance (BOS) 1,458
Passing Yards	Choboian	1,110	9	Namath (NYJ) 3,379
Passer Rating	Choboian	49.9	9	Dawson (KC) 101.7
Receiving Yards	Denson	725	9	Alworth (SD) 1,383
Receptions	Haynes	46	11t	Alworth (SD) 73
Interceptions	Brown/Sellers	3	24t	Hunt/Robinson (KC) 10
			AFL	
OFFENSE		NO.	RANK	AFL LEADER NO.
Points Per Game		14.0	9	Kansas City 32.0
Total Yards Per Game		226.3	9	Kansas City 365.3
Yards Per Play		3.9	9	Kansas City 6.0
Rushing Yards Per Game		83.8	9	Kansas City 162.4
Net Passing Yards Per Game		142.5	9	New York Jets 247.4
			AFL	
DEFENSE		NO.	RANK	AFL LEADER NO.
Points Per Game		27.2	8	Buffalo 18.2
Total Yards Per Game		324.6	6	Oakland 279.3
Yards Per Play		5.2	7	Oakland 4.6
Rushing Yards Per Game		144.9	8	Buffalo 75.1
Net Passing Yards Per Game		179.6	3	Oakland 151.3

1966 KEY AWARDS

All-AFL (1): P Bob Scarpitto. **AFL All-Star Game (4):** LB John Bramlett, S Goose Gonsoulin, P Bob Scarpitto, G Jerry Sturm.

1966 AFL STANDINGS

AFL EAST

Team	W	L	T	Pct	PF	PA
y-Buffalo	9	4	1	.692	358	255
Boston	8	4	2	.667	315	283
New York Jets	6	6	2	.500	322	312
Houston	3	11	0	.214	335	396
Miami	3	11	0	.214	213	362

AFL WEST

Team	W	L	T	Pct	PF	PA
y-Kansas City	11	2	1	.846	448	276
Oakland	8	5	1	.615	315	288
San Diego	7	6	1	.538	335	284
Denver	4	10	0	.286	196	381

y - Division Title

AFL CHAMPIONSHIP

1/1 - Kansas City 31, at Buffalo 7

1966 NFL STANDINGS

NFL EAST

Team	W	L	T	Pct	PF	PA
y-Dallas	10	3	1	.769	445	239
Cleveland	9	5	0	.643	403	259
Philadelphia	9	5	0	.643	326	340
St. Louis	8	5	1	.615	264	265
Washington	7	7	0	.500	351	355
Pittsburgh	5	8	1	.385	316	347
Atlanta	3	11	0	.214	204	437
New York Giants	1	12	1	.077	263	501

NFL WEST

Team	W	L	T	Pct	PF	PA
y-Green Bay	12	2	0	.857	335	163
Baltimore	9	5	0	.643	314	226
Los Angeles	8	6	0	.571	289	212
San Francisco	6	6	2	.500	320	325
Chicago	5	7	2	.417	234	272
Detroit	4	9	1	.308	206	317
Minnesota	4	9	1	.308	292	304

y - Division Title

NFL CHAMPIONSHIP

1/1 - Green Bay 34, at Dallas 27

SUPER BOWL I (Los Angeles)

1/15 - Green Bay (NFL) 35, Kansas City (AFL) 10

1965 FINAL STATISTICS (4-10)

Head Coach: Mac Speedie AFL West: 4th Home Stadium: Bears Stadium

Date	W-L	Score	Opponent	Attendance	RUSHING	No.	Yds.	Avg.	Long	TD
Sept 11	L	31-34	at San Diego	27,022	Gilchrist	252	954	3.8	44	6
Sept 19	L	15-30	Buffalo	30,682	Hayes	130	526	4.1	43	5
Sept 24	W	27-10	at Boston	26,782	Haynes	41	166	4.1	47	3
Oct 3	W	16-13	New York Jets	34,988	Scarpitto	4	94	23.5	44	0
Oct 10	L	23-31	Kansas City	31,001	Slaughter	20	75	3.8	13	0
Oct 17	W	28-17	Houston	32,492	Barry	2	19	9.5	11	0
Oct 24	L	13-31	at Buffalo	45,046	Lee	2	1	0.5	2	0
Oct 31	L	10-45	at New York Jets	53,717	McCormick	1	-2	-2.0	-2	0
Nov 7	L	21-35	San Diego	33,073	Denson	1	-4	-4.0	-4	0
Nov 14	W	31-21	at Houston	28,126	BRONCOS	453	1829	4.0	47	14
Nov 21	L	20-28	Oakland	30,369	OPPONENTS	384	1337	3.5	41	24
Dec 5	L	13-24	at Oakland	19,023	RECEIVING	No.	Yds.	Avg.	Long	TD
Dec 12	L	20-28	Boston	27,207	Taylor	85	1131	13.3	63	6
Dec 19	L	35-45	at Kansas City	14,421	Scarpitto	32	585	18.3	90t	5

TEAM STATISTICS	Den	Opp	BRONCOS	OPPONENTS
TOTAL FIRST DOWNS	255	244	222	2848
Rushing	111	87	202	3265
Passing	117	138		
Penalty	27	19		
TOTAL NET YARDS	4469	4297		
Avg. Per Game	319.2	306.9		
Total Plays	959	850		
Avg. Per Play	4.7	5.1		
NET YARDS RUSHING	1829	1337		
Avg. Per Game	130.6	95.5		
Total Rushes	453	384		
Avg. Per Rush	4.0	3.5		
NET YARDS PASSING	2640	2960		
Avg. Per Game	188.6	211.4		
Sacked/Yards Lost	24/208	26/305		
Att./Completions	482/222	440/202		
Completion Pct.	46.1	45.9		
Had Intercepted	30	25		
PUNTS/AVERAGE	68/42.3	73/45.8		
PENALTIES/YARDS	69/750	86/836		
FUMBLES/BALL LOST	29/16	27/14		
TOUCHDOWNS	38	50		
Rushing	14	24		
Passing	18	23		
Punt Returns	1	1		
Pass Interceptions	3	2		
Fumble Returns	2	0		
Safety	0	0		
PAT (Total)	34	50		
Kicking	32/32	50/50		
Running	1/2	0/0		
Passing	1/4	0/0		
FIELD GOALS	13/29	14/23		

INTERCEPTIONS	No.	Yds.	Avg.	Long	TD
Gonsoulin	6	91	15.2	32	0
Griffin	4	109	27.3	44	1
Wilson	3	118	39.3	65	1
Cooke	3	36	12.0	28	0
Farr	2	22	11.0	17	0
Brown	2	18	9.0	18	0
McGeever	1	36	36.0	36	0
Bramlett	1	25	25.0	25t	1
Hopkins	1	7	7.0	7	0
Erlandson	1	3	3.0	3	0
Janerette	1	0	0.0	0	0
BRONCOS	25	465	18.6	65	3
OPPONENTS	30	426	14.2	—	2

PUNTING	No.	Yds.	Avg.	Long	B
Scarpitto	67	2833	42.3	67	—
—McCormick	1	45	45.0	45	—
BRONCOS	68	2878	42.3	67	0
OPPONENTS	73	3347	45.8	73	1

PUNT RETURNS	No.	Yds.	Avg.	Long	TD
Barry	21	210	10.0	38	0
Haynes	14	121	8.6	57t	1
Bussell	2	24	12.0	21	0
BRONCOS	37	355	9.6	57t	1
OPPONENTS	26	343	13.2	—	1

KICKOFF RETURNS	No.	Yds.	Avg.	Long	TD
Haynes	34	901	26.5	60	0
Barry	26	611	23.5	64	0
Bussell	5	103	20.6	32	0
Hayes	4	93	23.3	30	0
Carmichael	1	15	15.0	15	0
Dixon	1	8	8.0	8	0
BRONCOS	71	1731	24.4	64	0
OPPONENTS	58	1197	20.6	—	0

SACKS: Bramlett 6, Moore 3.5, Jacobs 3.5, Erlandson 3, Janerette 3, Leeztow 2, Brown 1, Cooke 1, Cummings 1, McGeever 1, Team 1, **TOTAL 26.0**

PASSING	Att.	Comp.	Yds.	Comp.%	Yd./Att.	TD	TD%	Int	Int%	LG	Rtg.
McCormick	253	103	1292	40.7	5.11	7	2.8	14	5.5	90t	43.5
Slaughter	147	75	864	51.0	5.88	6	4.1	12	8.2	51	48.7
Lee	80	44	692	55.0	8.65	5	6.3	3	3.8	66	89.2
Haynes	1	0	0	0.0	0.00	0	0.0	0	0.0	—	39.6
Hayes	1	0	0	0.0	0.00	0	0.0	1	100.0	—	0.0
BRONCOS	482	222	2848	46.1	5.91	18	3.7	30	6.2	90t	51.6
OPPONENTS	440	202	3265	45.9	7.42	23	5.2	25	5.7	78	65.0

1965 PRIMARY STARTERS

OFFENSE	DEFENSE
SE Taylor, Lionel	LE Cooke, Ed
LT Breitenstein, Bob	LT Jacobs, Ray
LG Sturm, Jerry	RT Janerette, Charlie
LG Nomina, Tom	RE Leetow, Max
C Kubala, Ray	RE Moore, Leroy
RG McCullough, Bob	LLB Erlandson, Tom
RT Danenhauer, Elden	MLB Hopkins, Jerry
TE Dixon, Hewritt	MLB Cummings, Ed
TE Denson, Al	RLB Bramlett, John
FL Scarpitto, Bob	LC Brown, Willie
QB Slaughter, Mickey	LC McMillan, Jim
QB McCormick, John	RC McGeever, John
HB Haynes, Abner	LS Farr, Miller
HB Mitchell, Charlie	LS Griffin, John
FB Gilchrist, Cookie	RS Gonsoulin, Goose
FB Hayes, Wendell	

1965 COACHES

Mac Speedie (Head Coach), **George Dickson** (Defensive Backfield), **Bus Mertes** (Offensive Backfield), **Red Miller** (Offensive Line), **Ray Malavasi** (Defensive Line).

1965 LEADERS / RANKINGS

			AFL	
INDIVIDUAL	PLAYER	NO.	RANK	AFL LEADER NO.
Points	Kroner	71	10	Cappelletti (BOS) 132
Rushing Yards	Gilchrist	954	2	Lowe (SD) 1,121
Passing Yards	McCormick	1,292	8	Hadi (SD) 2,798
Passer Rating	McCormick	43.5	9	Dawson (KC) 81.3
Receiving Yards	Taylor	1,131	3	Alworth (SD) 1,602
Receptions	Taylor	85	1	Taylor (DEN) 85
Interceptions	Gonsoulin	6	6t	Hicks (HOU) 9
OFFENSE NO.			AFL RANK	AFL LEADER NO.
Points Per Game		21.6	4	San Diego 24.3
Total Yards Per Game		319.2	2	San Diego 364.4
Yards Per Play		4.7	4	Kansas City 5.1
Rushing Yards Per Game		130.6	2	San Diego 142.7
Net Passing Yards Per Game		188.6	3	San Diego 221.6
			AFL RANK	AFL LEADER NO.
DEFENSE NO.				
Points Per Game		28.0	7	Buffalo 16.1
Total Yards Per Game		306.9	7	San Diego 233.0
Yards Per Play		5.1	7	San Diego 4.0
Rushing Yards Per Game		95.5	3	San Diego 78.1
Net Passing Yards Per Game		211.4	7	San Diego 154.9

1965 KEY AWARDS

All-AFL (3): T Eldon Danenhauer, FB Cookie Gilchrist, WR Lionel Taylor. **AFL All-Star Game (2):** T Eldon Danenhauer, FB Cookie Gilchrist.

1965 AFL STANDINGS

AFL EAST

Team	W	L	T	Pct	PF	PA
y-Buffalo	10	3	1	.769	313	226
New York Jets	5	8	1	.385	285	303
Boston	4	8	2	.333	244	302
Houston	4	10	0	.286	298	429

AFL WEST

Team	W	L	T	Pct	PF	PA
y-San Diego	9	2	3	.818	340	227
Oakland	8	5	1	.615	298	239
Kansas City	7	5	2	.583	322	285
Denver	4	10	0	.286	303	392

y – Division Title

AFL CHAMPIONSHIP

12/26 – Buffalo 23, at San Diego 0

1965 NFL STANDINGS

NFL EAST

Team	W	L	T	Pct	PF	PA
y-Cleveland	11	3	0	.786	363	325
Dallas	7	7	0	.500	325	280
New York Giants	7	7	0	.500	270	338
Washington	6	8	0	.429	257	301
Philadelphia	5	9	0	.357	363	359
St. Louis	5	9	0	.357	296	309
Pittsburgh	2	12	0	.143	202	397

NFL WEST

Team	W	L	T	Pct	PF	PA
x-Baltimore	10	3	1	.769	389	284
x-Green Bay	10	3	1	.769	316	224
Chicago	9	5	0	.643	409	275
San Francisco	7	6	1	.538	421	402
Minnesota	7	7	0	.500	383	403
Detroit	6	7	1	.462	257	295
Los Angeles	4	10	0	.286	269	328

x – Made Playoffs; y – Division Title

WESTERN CONFERENCE PLAYOFF GAME

12/26 – at Green Bay 13, Baltimore 10 (OT)

NFL CHAMPIONSHIP

1/2 – at Green Bay 23, Cleveland 12

1964 FINAL STATISTICS (2-11-1)

Head Coach: Jack Faulkner (4) / Mac Speedie (10) AFL West: 4th Home Stadium: Bears Stadium

Date	W-L	Score	Opponent	Attendance	RUSHING	No.	Yds.	Avg.	Long	TD
Sept 12	L	6-30	at New York Jets	45,665	Mitchell	177	590	3.3	33	5
Sept 20	L	13-30	at Buffalo	28,501	Joe	112	415	3.7	51	2
Sept 27	L	17-38	Houston	22,651	Lee	42	163	3.8	16	3
Oct 4	L	10-39	Boston	15,485	Slaughter	20	54	2.7	18	0
Oct 11	W	33-27	Kansas City	16,285	Mingo	6	26	4.3	9	0
Oct 18	L	14-42	at San Diego	23,332	Stone	12	26	2.2	5	0
Oct 25	L	7-40	at Oakland	17,858	Dixon	18	25	1.4	17	0
Nov 1	L	39-49	at Kansas City	15,053	Barry	3	7	2.3	11	0
Nov 8	L	20-31	San Diego	19,670	Scarpitto	1	5	5.0	5	0
Nov 15	W	20-16	New York Jets	11,309	BRONCOS	391	1311	3.4	51	10
Nov 20	L	7-12	at Boston	24,979	OPPONENTS	424	2064	4.9	58	21
Nov 29	T	20-20	Oakland	15,958						
Dec 13	L	19-30	Buffalo	14,431						
Dec 20	L	15-34	at Houston	15,839						

TEAM STATISTICS				Den	Opp
TOTAL FIRST DOWNS				207	271
Rushing				78	100
Passing				116	148
Penalty				13	23
TOTAL NET YARDS				3332	4970
Avg. Per Game				238.0	355.0
Total Plays				908	908
Avg. Per Play				3.7	5.5
NET YARDS RUSHING				1311	2064
Avg. Per Game				93.6	147.4
Total Rushes				391	424
Avg. Per Rush				3.4	4.9
NET YARDS PASSING				2021	2906
Avg. Per Game				144.4	207.6
Sacked/Yards Lost				61/520	44/447
Att./Completions				456/230	440/215
Completion Pct.				50.4	48.9
Had Intercepted				32	32
PUNTS/AVERAGE				83/43.4	59/41.4
PENALTIES/YARDS				76/774	63/573
FUMBLES/BALL LOST				27/8	40/21
TOUCHDOWNS				28	52
Rushing				10	21
Passing				14	29
Punt Returns				1	1
Pass Interceptions				1	1
Fumble Returns				2	0
Safety				1	4
PAT (Total)				25	52
Kicking				22/25	52/52
Running				1	0
Passing				2	0
FIELD GOALS				14/34	22/25

SCORING	TD	Ru	Pa	Rt	PAT	FG	\$	PTS
Taylor	7	0	7	0	0/0	0/0	0	42
Mingo	0	0	0	0	9/10	8/12	0	33
Mitchell	6	5	1	0	0/0	0/0	0	36
Guesman	0	0	0	0	13/15	6/22	0	31
Scarpitto	4	0	4	0	0/0	0/0	0	24
Lee	3	3	0	0	0/0	0/0	0	18
Joe	2	2	0	0	0/0	0/0	0	14
Denson	1	0	1	0	0/0	0/0	0	8
Dixon	1	0	1	0	0/0	0/0	0	6
Barry	1	0	0	1	0/0	0/0	0	6
Cooke	1	0	0	1	0/0	0/0	0	6
Janik	1	0	0	1	0/0	0/0	0	6
McMillin	1	0	0	1	0/0	0/0	0	6
Slaughter	0	0	0	0	0/0	0/0	0	2
TEAM	0	0	0	0	0/0	0/0	1	2
BRONCOS	28	10	14	4	22/25	14/34	1	240
OPPONENTS	52	21	29	2	52/52	22/25	4	438

RECEIVING	No.	Yds.	Avg.	Long	TD
Taylor	76	873	11.5	57	7
Dixon	38	585	15.4	62	1
Scarpitto	35	375	10.7	37	4
Mitchell	33	225	6.8	58	1
Denson	25	383	15.3	82t	1
Joe	12	16	1.3	15	0
Stone	4	38	9.5	16	0
Barry	4	31	7.8	13	0
Mingo	3	15	5.0	8	0
BRONCOS	230	2541	11.0	82t	14
OPPONENTS	215	3353	15.6	66	29

INTERCEPTIONS	No.	Yds.	Avg.	Long	TD
Brown	9	140	15.6	45	0
Gonsoulin	7	125	17.9	36	0
McGeever	6	60	10.0	19	0
Matuszak	2	16	8.0	8	0
Hopkins	2	11	5.5	9	0
Moore	1	70	70.0	70	0
Janik	1	22	22.0	22t	1
Wright	1	11	11.0	11	0
McMillin	1	3	3.0	3	0
Fraser	1	1	1.0	1	0
West	1	0	0.0	0	0
BRONCOS	32	459	14.3	70	1
OPPONENTS	32	441	13.8	—	1

PUNTING	No.	Yds.	Avg.	Long	B
Fraser	72	3225	44.7	67	—
Janik	10	374	37.4	49	—
BRONCOS	83	3559	43.4	67	1
OPPONENTS	59	2441	41.4	71	0

PUNT RETURNS	No.	Yds.	Avg.	Long	TD
Barry	16	149	9.3	52t	1
Mitchell	9	110	12.2	54	0
BRONCOS	25	259	10.4	54	1
OPPONENTS	40	526	13.2	—	1

KICKOFF RETURNS	No.	Yds.	Avg.	Long	TD
Barry	47	1245	26.5	60	0
Mitchell	10	221	22.1	28	0
Mingo	8	163	20.4	42	0
Dixon	6	89	14.8	24	0
Olson	2	27	13.5	15	0
Shackelford	1	13	13.0	13	0
Jordan	1	0	0.0	0	0
Sturm	1	0	0.0	0	0
BRONCOS	76	1758	23.1	60	0
OPPONENTS	44	1166	26.5	—	0

SACKS: Hopkins 8, Fraser 7.5, Janerette 6, Cooke 4, Matuszak 4, Jacobs 3.5, Moore 3.5, Erlandson 3, McGeever 1, Jordan 1, Team 2.5, **TOTAL 44.0**

PASSING	Att.	Comp.	Yds.	Comp.%	Yd./Att.	TD	TD%	Int	Int%	LG	Rtg.
Lee	265	133	1611	50.2	6.08	11	4.2	20	7.5	82t	51.6
Slaughter	189	97	930	51.3	4.92	3	1.6	11	5.8	39	46.4
Mitchell	1	0	0	0.0	0.00	0	0.0	0	0.0	0	39.6
Taylor	1	0	0	0.0	0.00	0	0.0	1	100.0	0	0.0
BRONCOS	456	230	2541	50.4	5.57	14	3.1	32	7.0	82t	48.3
OPPONENTS	440	215	3353	48.9	7.62	29	6.6	32	7.3	66	66.2

1964 PRIMARY STARTERS

OFFENSE	DEFENSE
SE Taylor, Lionel	LE Jacobs, Ray
LT Olson, Harold	LT Guesman, Dick
LG Perkins, Jim	RT Janerette, Charlie
LG Nomina, Tom	RE Cooke, Ed
C Sturm, Jerry	RE Moore, Leroy
RG McCullough, Bob	LLB Hopkins, Jerry
RT Danenhauer, Eldon	LLB Erlandson, Tom
TE Dixon, Hewritt	MLB Matuszak, Marv
FL Scarpitto, Bob	RLB Fraser, Jim
FL Denson, Al	LC Brown, Willie
QB Lee, Jacky	RC West, Willie
QB Slaughter, Mickey	RC Griffin, John
HB Mitchell, Charley	LS McGeever, John
HB Haynes, Abner	RS Gonsoulin, Goose
FB Joe, Billy	

1964 COACHES

Jack Faulkner (Head Coach - First 4 Gms.), **George Dickson** (Defensive Backfield), **Ray Malavasi** (Defensive Line), **Bill Meek** (Offensive Backfield), **Red Miller** (Offensive Line), **Mac Speedie** (Offensive End / Head Coach - Final 10 Gms.).

1964 LEADERS / RANKINGS

			AFL	
INDIVIDUAL	PLAYER	NO.	RANK	AFL LEADER NO.
Points	Taylor	42	20t	Cappelletti (BOS) 155
Rushing Yards	Mitchell	590	7	Gilchrist (BUF) 981
Passing Yards	Lee	1,611	8	Parilli (BOS) 3,465
Passer Rating	Lee	51.6	8	Dawson (KC) 89.9
Receiving Yards	Taylor	873	8	Hennigan (HOU) 1,546
Receptions	Taylor	76	2t	Hennigan (HOU) 101
Interceptions	Brown	9	3	Paulson (NYJ) 12
			AFL	
OFFENSE NO.			RANK	AFL LEADER NO.
Points Per Game	17.1		8	Buffalo 28.6
Total Yards Per Game	238.0		8	Buffalo 371.9
Yards Per Play	3.7		8	Buffalo 5.6
Rushing Yards Per Game	93.6		8	Buffalo 145.7
Net Passing Yards Per Game	144.4		8	Houston 251.9
			AFL	
DEFENSE NO.			RANK	AFL LEADER NO.
Points Per Game	31.3		8	Buffalo 17.3
Total Yards Per Game	355.0		7	Buffalo 277.0
Yards Per Play	5.5		7	San Diego 4.4
Rushing Yards Per Game	147.4		8	Buffalo 65.2
Net Passing Yards Per Game	207.6		3	San Diego 179.9

1964 KEY AWARDS

All-AFL (1): CB Willie Brown. **AFL All-Star Game (4):** CB Willie Brown, LB Jim Fraser, S Goose Gonsoulin, C Jerry Sturm.

1964 AFL STANDINGS

AFL EAST

Team	W	L	T	Pct	PF	PA
y-Buffalo	12	2	0	.857	400	242
Boston	10	3	1	.769	365	297
New York Jets	5	8	1	.385	278	315
Houston	4	10	0	.286	310	355

AFL WEST

Team	W	L	T	Pct	PF	PA
y-San Diego	8	5	1	.615	341	300
Kansas City	7	7	0	.500	366	306
Oakland	5	7	2	.417	303	350
Denver	2	11	1	.154	240	438

y – Division Title

AFL CHAMPIONSHIP

12/26 – at Buffalo 20, San Diego 7

1964 NFL STANDINGS

NFL EAST

Team	W	L	T	Pct	PF	PA
y-Cleveland	10	3	1	.769	415	293
St. Louis	9	3	2	.750	357	331
Philadelphia	6	8	0	.429	312	313
Washington	6	8	0	.429	307	305
Dallas	5	8	1	.385	250	289
Pittsburgh	5	9	0	.357	253	315
New York Giants	2	10	2	.167	241	399

NFL WEST

Team	W	L	T	Pct	PF	PA
y-Baltimore	12	2	0	.857	428	225
Green Bay	8	5	1	.615	342	245
Minnesota	8	5	1	.615	355	296
Detroit	7	5	2	.583	280	260
Los Angeles	5	7	2	.417	283	339
Chicago	5	9	0	.357	260	379
San Francisco	4	10	0	.286	236	330

y – Division Title

NFL CHAMPIONSHIP

12/27 – at Cleveland 27, Baltimore 0

1963 FINAL STATISTICS (2-11-1)

Head Coach: Jack Faulkner AFL West: 4th Home Stadium: Bears Stadium

Date	W-L	Score	Opponent	Attendance	RUSHING	No.	Yds.	Avg.	Long	TD
Sept 7	L	7-59	Kansas City	21,115	Joe	154	649	4.2	68	4
Sept 14	L	14-20	at Houston	23,147	Stone	96	382	4.0	39	2
Sept 29	W	14-10	Boston	18,636	Slaughter	32	125	3.9	19	1
Oct 6	W	50-34	San Diego	18,428	Dixon	23	104	4.6	18	2
Oct 13	L	24-33	Houston	24,087	Mingo	24	90	3.8	17	0
Oct 18	L	21-40	at Boston	25,418	Breaux	10	51	5.1	15	0
Oct 26	T	35-35	at New York Jets	20,377	Mitchell	23	45	2.0	7	0
Nov 3	L	28-30	Buffalo	19,424	Dickinson	5	31	6.2	13	0
Nov 9	L	17-27	at Buffalo	30,989	Gaiters	9	20	2.2	8	0
Nov 17	L	9-14	New York Jets	14,247	Walker	2	14	7.0	9	0
Nov 28	L	10-26	Oakland	14,763	Barnes	0	2	—	2	0
Dec 8	L	21-52	at Kansas City	17,443	McCormick	3	-5	-1.7	-2	0
Dec 15	L	31-35	at Oakland	15,223	TEAM	3	0	0.0	0	0
Dec 22	L	20-58	at San Diego	31,312	BRONCOS	384	1508	3.9	68	9
					OPPONENTS	420	1687	4.0	—	15

TEAM STATISTICS	Den	Opp	RECEIVING	No.	Yds.	Avg.	Long	TD
TOTAL FIRST DOWNS	230	254	Taylor	78	1101	14.1	72	10
Rushing	84	92	Prebola	30	471	15.7	57	2
Passing	133	145	Groman	27	437	16.2	74	3
Penalty	13	17	Stone	22	208	9.4	55	2
TOTAL NET YARDS	3995	5081	Scarpitto	21	463	22.0	66	5
Avg. Per Game	285.4	362.9	Joe	15	90	6.0	34	1
NET YARDS RUSHING	1508	1687	Dixon	10	130	13.0	30	0
Avg. Per Game	107.7	120.5	Mitchell	8	71	8.8	20	0
Total Rushes	384	420	Mingo	3	11	3.7	27	0
Avg. Per Rush	3.9	4.0	Gaiters	1	74	74.0	74t	1
NET YARDS PASSING	2487	3394	Dickinson	1	9	9.0	9	0
Avg. Per Game	177.6	242.4	Rychlec	1	7	7.0	7	0
Sacked/Yards Lost	63/590	19/178	BRONCOS	217	3072	14.2	74t	24
Att./Completions	453/217	408/204	OPPONENTS	204	3572	17.5	—	40
Completion Pct.	47.9	50.0	INTERCEPTIONS	No.	Yds.	Avg.	Long	TD
Had Intercepted	28	15	Gonsoulin	6	64	10.6	42t	1
PUNTS/AVERAGE	81/44.4	61/43.7	Janik	2	32	16.0	31	0
PENALTIES/YARDS	65/548	61/516	McDaniel	2	12	6.0	10	0
FUMBLES/BALL LOST	34/15	33/20	Zeman	1	23	23.0	23	0
TOUCHDOWNS	36	61	Hopkins	1	21	21.0	21	0
Rushing	9	15	Brown	1	0	0.0	0	0
Passing	24	40	Holz	1	0	0.0	0	0
Kickoff Returns	1	1	Mitchell	1	0	0.0	0	0
Pass Interceptions	1	2	McGeever	0	*18	—	18	0
Fumble Returns	1	3	BRONCOS	15	170	11.3	42t	1
Safety	0	2	OPPONENTS	28	—	—	—	2
PAT (Total)	36	57	*return yardage gained by lateral					
Kicking	35	55	PUNTING	No.	Yds.	Avg.	Long	B
Running	0	0	Fraser	78	3595	46.1	66	—
Passing	1	2	BRONCOS	81	3595	44.3	66	3
FIELD GOALS	16/30	15/32	OPPONENTS	61	2664	43.7	—	—

Score By Periods	1	2	3	4	OT	Total
BRONCOS	40	96	64	101	—	301
OPPONENTS	121	113	127	112	—	473

SCORING	TD	Ru	Pa	Rt	PAT	FG	S	PTS
Mingo	0	0	0	0	35/35	16/30	0	83
Taylor	10	0	10	0	0/0	0/0	0	60
Joe	5	4	1	0	0/0	0/0	0	30
Scarpitto	5	0	5	0	0/0	0/0	0	30
Stone	4	2	2	0	0/0	0/0	0	24
Groman	3	0	3	0	0/0	0/0	0	18
Prebola	2	0	2	0	0/0	0/0	0	14
Dixon	2	2	0	0	0/0	0/0	0	12
Gonsoulin	1	0	0	1	0/0	0/0	0	6
Mitchell	1	0	0	1	0/0	0/0	0	6
McFadin	1	0	0	1	0/0	0/0	0	6
Slaughter	1	1	0	0	0/0	0/0	0	6
Gaiters	1	0	1	0	0/0	0/0	0	6
BRONCOS	36	9	24	3	35/35	16/30	0	301
OPPONENTS	61	15	40	6	55/56	15/32	2	473

KICKOFF RETURNS	No.	Yds.	Avg.	Long	TD
Mitchell	12	141	11.7	28	0
Mingo	7	85	12.1	45	0
Dixon	3	58	19.3	47	0
Frazier	3	42	14.0	19	0
Zeman	2	32	16.0	18	0
Brown	3	29	9.6	17	0
BRONCOS	30	387	12.9	47	0
OPPONENTS	43	466	10.8	—	0

PASSING	Att.	Comp.	Yds.	Comp. %	Yd./Att.	TD	TD %	Int	Int %	LG	Rtg.
Slaughter	223	112	1689	50.2	7.57	13	5.8	15	6.7	74	66.9
Breaux	138	70	935	50.7	6.78	7	5.1	6	4.3	71	71.4
McCormick	72	28	417	38.9	5.79	4	5.6	3	4.2	72	59.8
Tripucka	15	7	31	46.7	2.07	0	0.0	5	33.3	14	13.9
Stone	3	0	0	0.0	0.00	0	0.0	0	0.0	—	39.6
Taylor	1	0	0	0.0	0.00	0	0.0	0	0.0	—	39.6
Mingo	1	0	0	0.0	0.00	0	0.0	0	0.0	—	39.6
BRONCOS	453	217	3072	47.9	6.78	24	5.3	29	6.4	74	61.2
OPPONENTS	408	204	3572	50.0	8.75	40	9.8	15	3.7	—	97.6

SACKS: Gavin 4.5, McFadin 3.5, Lassiter 2.5, Peters 2, Nery 1.5, Daniel 1.5, Erlandson 1, McDaniel 1, Holz 0.5, Team 1, **TOTAL 19.0**

1963 PRIMARY STARTERS

OFFENSE	DEFENSE
SE Taylor, Lionel	LE Jacobs, Ray
LT Olson, Harold	LE Nery, Ron
LT Perkins, Jim	LT McFadin, Bud
LG McCullough, Bob	RT Holz, Gordy
C Sturm, Jerry	RE Gavin, Chuck
RG Barnes, Ernie	LLB Nocera, John
RT Danenhauer, Eldon	LLB Erlandson, Tom
TE Prebola, Gene	MLB McDaniel, Wahoo
FL Scarpitto, Bob	RLB Fraser, Jim
FL Groman, Bill	LC McGeever, John
QB Slaughter, Mickey	LC Brown, Willie
QB Breaux, Don	RC Mitchell, Charlie
HB Stone, Don	LS Zeman, Bob
HB Dixon, Hewritt	RS Gonsoulin, Goose
FB Joe, Billy	

1963 COACHES

Jack Faulkner (Head Coach), **Dale Dodrill** (Defensive Line), **Ed Hughes** (Defensive Backfield), **Red Miller** (Offensive Line), **Mac Speedie** (Offensive End).

1963 LEADERS / RANKINGS

			AFL	
INDIVIDUAL	PLAYER	NO.	RANK	AFL LEADER NO.
Points	Mingo	83	5	Cappelletti (BOS) 113
Rushing Yards	Joe	646	7	Daniels (OAK) 1,099
Passing Yards	Slaughter	1,689	8	Blanda (HOU) 3,003
Passer Rating	Slaughter	66.9	5	Rote (SD) 86.7
Receiving Yards	Taylor	1,101	3	Powell (OAK) 1,304
Receptions	Taylor	78	1	Taylor (DEN) 78
Interceptions	Gonsoulin	6	6t	Glick (HOU) 12
			AFL	
OFFENSE NO.			RANK	AFL LEADER NO.
Points Per Game	21.5		7	San Diego 28.5
Total Yards Per Game	285.4		7	San Diego 367.6
Rushing Yards Per Game	107.7		6	San Diego 157.4
Net Passing Yards Per Game	177.6		8	Houston 229.3
			AFL	
DEFENSE NO.			RANK	AFL LEADER NO.
Points Per Game	33.8		8	San Diego 18.2
Total Yards Per Game	362.9		7	Boston 265.4
Rushing Yards Per Game	120.5		6	Boston 79.1
Net Passing Yards Per Game	242.4		8	San Diego 180.1

1963 KEY AWARDS

All-AFL (1): S Goose Gonsoulin. **AFL All-Star Game (2):** S Goose Gonsoulin, DT Bud McFadin. **AFL Rookie of the Year (*The Sporting News*):** FB Billy Joe.

1963 AFL STANDINGS

AFL EAST

Team	W	L	T	Pct	PF	PA
x-Boston	7	6	1	.538	327	257
x-Buffalo	7	6	1	.538	304	291
Houston	6	8	0	.429	302	372
New York Jets	5	8	1	.385	249	399

AFL WEST

Team	W	L	T	Pct	PF	PA
y-San Diego	11	3	0	.786	399	255
Oakland	10	4	0	.714	363	282
Kansas City	5	7	2	.417	347	263
Denver	2	11	1	.154	301	473

x – Made Playoffs; y – Division Title

EASTERN DIVISION PLAYOFF GAME

12/28 – Boston 26, at Buffalo 8

AFL CHAMPIONSHIP

1/5 – at San Diego 51, Boston 10

1963 NFL STANDINGS

NFL EAST

Team	W	L	T	Pct	PF	PA
y-New York Giants	11	3	0	.786	448	280
Cleveland	10	4	0	.714	343	262
St. Louis	9	5	0	.643	341	283
Pittsburgh	7	4	3	.636	321	295
Dallas	4	10	0	.286	305	378
Washington	3	11	0	.214	279	398
Philadelphia	2	10	2	.167	242	381

NFL WEST

Team	W	L	T	Pct	PF	PA
y-Chicago	11	1	2	.917	301	144
Green Bay	11	2	1	.846	369	206
Baltimore	8	6	0	.571	316	285
Detroit	5	8	1	.385	326	265
Minnesota	5	8	1	.385	309	390
Los Angeles	5	9	0	.357	210	350
San Francisco	2	12	0	.143	198	391

y – Division Title

NFL CHAMPIONSHIP

12/29 – at Chicago 14, New York Giants 10

1962 FINAL STATISTICS (7-7)

Head Coach: Jack Faulkner AFL West: 2nd Home Stadium: Bears Stadium

Date	W-L	Score	Opponent	Attendance	RUSHING	No.	Yds.	Avg.	Long	TD
Sept 7	W	30-21	San Diego	28,000	Stone	94	360	3.8	27	3
Sept 15	W	23-20	at Buffalo	30,577	Dickinson	73	247	3.4	42	0
Sept 21	L	16-41	at Boston	21,038	Mingo	54	287	5.3	82t	4
Sept 30	W	32-10	at N.Y. Titans	17,213	Frazier	39	168	4.3	35	2
Oct 5	W	44-7	Oakland	22,452	Olszewski	33	114	3.4	46	0
Oct 14	W	23-6	at Oakland	7,000	Stinnette	21	87	4.1	14	1
Oct 21	W	20-10	Houston	34,496	Shaw	4	10	2.5	9	1
Oct 28	L	38-45	Buffalo	26,051	Tripucka	2	-1	-0.5	1	1
Nov 4	W	23-20	at San Diego	20,827	Taylor	2	26	13.0	18	0
Nov 11	L	29-33	Boston	28,187	BRONCOS	322	1298	4.0	82	12
Nov 18	L	3-24	Dallas	23,523	OPPONENTS	439	1868	4.3	—	11
Nov 22	L	45-46	N.Y. Titans	15,776						
Dec 2	L	17-34	at Houston	30,650	RECEIVING	No.	Yds.	Avg.	Long	TD
Dec 9	L	10-17	at Dallas	19,137	Taylor	77	908	11.8	45	4
					Dickinson	60	554	9.2	33	4
					Prebola	41	599	14.6	55	1
					Scarpitto	35	667	19.1	67	6
					Stone	20	223	11.2	56	2
					Mingo	14	107	7.6	34	0
					Olszewski	13	150	11.6	22	1
					Stinnette	13	109	8.4	32	0
					Frazier	11	211	19.2	96t	1
					Tarr	8	211	26.3	97t	2
					BRONCOS	292	3739	12.8	97t	21
					OPPONENTS	202	2894	14.3	—	24

1962 PRIMARY STARTERS

OFFENSE	DEFENSE
LE Taylor, Lionel	DE Gavin, Chuck
LT Sturmn, Jerry	DT McFadin, Bud
LT Perkins, Jim	DT Lassiter, Ike
LG Adamson, Ken	DT Holz, Gordon
C Barton, Jim	DT Cash, John
RG McCullough, Bob	LLB Fraser, Jim
RT Danenhauer, Eldon	MLB McDaniel, Wahoo
TE Prebola, Gene	LLB Roehneit, Bill
FL Scarpitto, Bob	LLB Stallcup, Jerry
FL Frazier, Al	LCB McGeever, John
QB Tripucka, Frank	RCB McMillin, Jim
QB Shaw, George	LS Zeman, Bob
HB Stone, Don	RS Gonsoulin, Goose
HB Mingo, Gene	
FB Dickinson, Bo	

1962 COACHES

Jack Faulkner (Head Coach), **Dale Dodrill** (Defensive Line), **Gary Glick** (Defensive Backfield), **Jim Martin** (Offensive Line), **Mac Speedie** (Offensive End).

1962 LEADERS / RANKINGS

			AFL	
INDIVIDUAL	PLAYER	NO.	RANK	AFL LEADER NO.
Points	Mingo	137	1	Mingo (DEN) 137
Rushing Yards	Stone	360	15	Gilchrist (BUF) 1,096
Passing Yards	Tripucka	2,917	1	Tripucka (DEN) 2,917
Passer Rating	Tripucka	64.4	3	Dawson (DLT) 98.3
Receiving Yards	Taylor	908	3	Powell (NYT) 1,130
Receptions	Taylor	77	1	Taylor (DEN) 77
Interceptions	Gonsoulin	7	7t	Riley (NYT) 11
			AFL	
OFFENSE NO.			RANK	AFL LEADER NO.
Points Per Game	25.2		3	Dallas Texans 27.8
Total Yards Per Game	335.9		4	Houston 355.1
Rushing Yards Per Game	92.7		7	Buffalo 177.1
Net Passing Yards Per Game	243.1		1	Denver 243.1
			AFL	
DEFENSE NO.			RANK	AFL LEADER NO.
Points Per Game	23.9		5	Dallas Texans 16.6
Total Yards Per Game	324.1		6	Dallas Texans 282.2
Rushing Yards Per Game	133.4		5	Dallas Texans 89.3
Net Passing Yards Per Game	190.7		5	Oakland 164.7

1962 KEY AWARDS

All-AFL (4): T Eldon Danenhauer, S Goose Gonsoulin, DT Bud McFadin, S Bob Zeman. **AFL All-Star Game (8):** T Eldon Danenhauer, LB Jim Fraser, S Goose Gonsoulin, DT Bud McFadin, HB Gene Mingo, WR Lionel Taylor, QB Frank Tripucka, S Bob Zeman. **AP AFL Coach of the Year:** Jack Faulkner.

1962 AFL STANDINGS

AFL EAST

Team	W	L	T	Pct	PF	PA
y-Houston	11	3	0	.786	387	270
Boston	9	4	1	.692	346	295
Buffalo	7	6	1	.538	309	272
New York Titans	5	9	0	.357	278	423

AFL WEST

Team	W	L	T	Pct	PF	PA
y-Dallas Texans	11	3	0	.786	389	233
Denver	7	7	0	.500	353	334
San Diego	4	10	0	.286	314	392
Oakland	1	13	0	.071	213	370

y – Division Title

AFL CHAMPIONSHIP

12/23 – Dallas Texans 20, at Houston 17 (20T)

1962 NFL STANDINGS

NFL EAST

Team	W	L	T	Pct	PF	PA
y-New York Giants	12	2	0	.857	398	283
Pittsburgh	9	5	0	.643	312	363
Cleveland	7	6	1	.538	291	257
Washington	5	7	2	.417	305	376
Dallas Cowboys	5	8	1	.385	398	402
St. Louis	4	9	1	.308	287	361
Philadelphia	3	10	1	.231	282	356

NFL WEST

Team	W	L	T	Pct	PF	PA
y-Green Bay	13	1	0	.929	415	148
Detroit	11	3	0	.786	315	177
Chicago	9	5	0	.643	321	287
Baltimore	7	7	0	.500	293	288
San Francisco	6	8	0	.429	282	331
Minnesota	2	11	1	.154	254	410
Los Angeles	1	12	1	.077	220	334

y – Division Title

NFL CHAMPIONSHIP

12/30 – Green Bay 16, at New York Giants 7

1961 FINAL STATISTICS (3-11)

Head Coach: Frank Filchock AFL West: 3rd Home Stadium: Bears Stadium

Date	W-L	Score	Opponent	Attendance	RUSHING	No.	Yds.	Avg.	Long	TD
Sept 10	W	22-10	at Buffalo	16,636	Stone	127	505	4.0	34	4
Sept 16	L	17-45	at Boston	14,479	Bukaty	76	187	2.5	45	5
Sept 24	L	28-35	at N.Y. Titans	14,381	Ames	19	114	6.0	26	0
Oct 1	L	19-33	at Oakland	8,361	Frazier	23	110	4.8	43	1
Oct 8	L	12-19	Dallas	14,500	Herring	15	74	4.9	20	2
Oct 15	W	27-24	Oakland	11,129	Mingo	18	51	2.8	15	0
Oct 22	W	27-10	N.Y. Titans	12,508	Sturm	8	31	3.9	9	0
Oct 29	L	0-37	at San Diego	32,584	Carmichael	15	24	1.6	8	0
Nov 5	L	14-55	Houston	11,564	Traynham	6	12	2.0	8	0
Nov 12	L	16-19	San Diego	7,859	Stinnette	19	8	0.4	9	0
Nov 19	L	10-23	Buffalo	7,645	Allen	3	-4	-1.3	2	0
Nov 26	L	14-45	at Houston	27,874	Trippucka	4	-8	-2.0	0	0
Dec 3	L	24-28	Boston	9,303	TEAM	0	-13	-13.0	0	0
Dec 10	L	21-49	at Dallas	8,000	BRONCOS	333	1091	3.3	45	11
					OPPONENTS	435	1633	3.8	—	17

TEAM STATISTICS		Den	Opp	RECEIVING		No.	Yds.	Avg.	Long	TD
TOTAL FIRST DOWNS		219	233	Taylor		100	1176	12.7	52	4
Rushing		66	83	Frazier		47	799	17.0	87t	6
Passing		127	127	Stone		38	344	9.1	37	4
Penalty		26	23	Prebola		29	349	12.0	54	1
TOTAL NET YARDS		3811	4418	Mingo		8	110	13.8	69	2
Avg. Per Game		272.2	315.6	Bukaty		14	94	6.7	13	0
NET YARDS RUSHING		1091	1633	Stinnette		11	58	5.3	15	1
Avg. Per Game		77.9	116.6	Mingo		8	110	13.8	69	2
Total Rushes		333	435	Ames		6	20	3.3	9	0
Avg. Per Rush		3.3	3.7	Hill		4	33	8.3	15	0
NET YARDS PASSING		2720	2785	Sturm		2	-1	-0.5	0	0
Avg. Per Game		194.3	198.9	Traynham		1	-1	-1.0	0	0
Sacked/Yards Lost		33/284	33/275	BRONCOS		265	3004	11.3	81	18
Att./Completions		568/265	433/194	OPPONENTS		194	3060	15.8	—	30
Completion Pct.		46.7	44.8	INTERCEPTIONS		No.	Yds.	Avg.	Long	TD
Had Intercepted		45	26	Nugent		7	77	11.0	30	0
PUNTS/AVERAGE		80/39.4	77/40.5	Gonsoulin		6	76	12.7	38	0
PENALTIES/YARDS		60/560	98/799	McMillin		5	56	11.2	26	0
FUMBLES/BALL LOST		33/20	25/14	McNamara		3	85	28.3	34	0
TOUCHDOWNS		32	56	Hudson		3	16	5.3	13	0
Rushing		11	17	Stinnette		1	40	40.0	40	0
Passing		18	30	Lamberti		1	5	5.0	5	0
Defense>Returns		3	9	BRONCOS		26	355	13.7	40	0
PAT (Total)		28	37	OPPONENTS		45	818	18.2	—	5
Kicking		27/27	36/38	PUNTING		No.	Yds.	Avg.	Long	B
Running		0/1	1/1	Herring		80	3149	39.4	63	0
Passing		1/1	0/1	OPPONENTS		77	3120	40.5	—	0
FIELD GOALS		8/25	13/26	PUNT RETURNS		No.	Yds.	Avg.	Long	TD

Score By Periods		1	2	3	4	OT	Total			No.	Yds.	Avg.	Long	TD		
BRONCOS		52	34	37	128	—	251	PUNT RETURNS		18	231	12.8	55	1		
OPPONENTS		75	143	95	119	—	432	Frazier		7	58	8.3	29	0		
SCORING		TD	Ru	Pa	Rt	PAT	FG	\$	PTS	4	17	4.3	9	0		
Frazier		8	1	6	1	0/0	0/0	0	50	2	17	8.5	13	0		
Stone		8	4	4	—	0/0	0/0	0	48	1	45	45.0	45t	1		
Bukaty		5	5	0	—	0/0	0/0	1	32	1	1	1.0	1	0		
Mingo		2	0	2	—	11/11	3/10	0	32	33	369	11.2	55	2		
Hill		0	0	0	—	16/16	5/15	0	31	26	368	14.2	—	2		
Taylor		4	0	4	—	0/0	0/0	0	24	KICKOFF RETURNS		No.	Yds.	Avg.	Long	TD
Herring		2	2	0	—	0/0	0/0	0	12	18	504	28.0	90t	1		
Prebola		1	0	1	—	0/0	0/0	0	8	16	310	19.4	31	0		
Gavin		1	0	0	1	0/0	0/0	0	6	12	240	20.0	30	0		
Stinnette		1	0	1	—	0/0	0/0	0	6	9	215	23.9	76	0		
BRONCOS		32	11	18	3	27/27	8/25	1	251	4	120	30.0	30	0		
OPPONENTS		56	17	30	9	52/52	13/26	0	432	3	41	13.7	20	0		
										1	34	34.0	34	0		
										1	23	23.0	23	0		
										1	8	8.0	8	0		
										1	6	6.0	6	0		
										66	1501	22.7	90t	1		
										42	720	17.1	—	0		

SACKS: Cash 7, Hauser 5.5, McFadin 5, Hudson 2, Stinnette 2, McDaniel 2, Konovsky 1, Gavin 1, Holz 0.5, Team 7, **TOTAL 33.0**

PASSING	Att.	Comp.	Yds.	Comp.%	Yd./Att.	TD	TD%	Int	Int%	LG	Rtg.
Trippucka	344	167	1690	48.5	4.91	10	2.9	21	6.1	87t	47.3
Herring	211	93	1160	44.1	5.50	5	2.4	22	10.4	54	30.0
Mingo	8	4	136	50.0	17.0	2	25.0	0	0.0	52	135.4
Stone	2	1	18	50.0	9.0	1	50.0	0	0.0	18t	120.8
Taylor	2	0	0	0.0	0.00	0	0.0	1	50.0	0	0.0
Frazier	1	0	0	0.0	0.00	0	0.0	1	100.0	0	0.0
BRONCOS	568	265	3004	46.7	5.29	18	3.2	45	7.9	87t	40.6
OPPONENTS	433	194	3060	44.8	7.07	30	6.9	26	6.0	—	66.9

1961 PRIMARY STARTERS

OFFENSE	DEFENSE
LE Taylor, Lionel	LE Cash, John
LT Mattox, Jack	LT McFadin, Bud
LG Adamson, Ken	RT Holz, Gordon
C Nichols, Mike	RE Gavin, Chuck
C Barton, Jim	LLB Hudson, Bob
RG Carpenter, Carl	MLB McDaniel, Wahoo
RT Danenhauer, Eldon	RLB Roehneft, Bill
TE Prebola, Gene	RLB Stalcup, Jerry
FL Frazier, Al	LC McNamara, Bob
QB Tripucka, Frank	RC McMillan, Jim
QB Herring, George	LS Nugent, Phil
HB Stone, Don	RS Gonsoulin, Goose
FB Bukaty, Fred	

1961 COACHES

Frank Filchuck (Head Coach), Ken Carpenter (Assistant), Dale Dodrill (Line).

1961 LEADERS / RANKINGS

			AFL	
INDIVIDUAL	PLAYER	NO.	RANK	AFL LEADER NO.
Points	Frazier	50	13	Cappelletti (BOS) 147
Rushing Yards	Stone	505	6	Cannon (HOU) 948
Passing Yards	Tripucka	1,690	6	Blanda (HOU) 3,330
Passer Rating	Tripucka	47.3	8	Blanda (HOU) 91.3
Receiving Yards	Taylor	1,176	2	Hennigan (HOU) 1,746
Receptions	Taylor	100	1	Taylor (DEN) 100
Interceptions	Nugent	7	6t	Atkins (BUF) 10
			AFL	
OFFENSE NO.			RANK	AFL LEADER NO.
Points Per Game	17.9		7	Houston 36.6
Total Yards Per Game	272.2		7	Houston 449.1
Rushing Yards Per Game	77.9		8	Dallas Texans 155.9
Net Passing Yards Per Game	194.3		3	Houston 313.7
			AFL	
DEFENSE NO.			RANK	AFL LEADER NO.
Points Per Game	30.9		7	San Diego 15.6
Total Yards Per Game	315.6		6	San Diego 265.7
Rushing Yards Per Game	116.6		5	Boston 74.4
Net Passing Yards Per Game	198.9		5	San Diego 168.8

1961 KEY AWARDS

All-AFL (2): DT Bud McFadin, WR Lionel Taylor. **AFL All-Star Game (4):** G Ken Adamson, S Goose Gonsoulin, DT Bud McFadin, HB Don Stone.

1961 AFL STANDINGS

AFL EAST

Team	W	L	T	Pct	PF	PA
y-Houston	10	3	1	.769	513	242
Boston	9	4	1	.692	413	313
New York Titans	7	7	0	.500	301	390
Buffalo	6	8	0	.429	294	342

AFL WEST

Team	W	L	T	Pct	PF	PA
y-San Diego	12	2	0	.857	396	219
Dallas Texans	6	8	0	.429	334	343
Denver	3	11	0	.214	251	432
Oakland	2	12	0	.143	237	458

y – Division Title

AFL CHAMPIONSHIP

12/24 – Houston 10, at San Diego 3

1961 NFL STANDINGS

NFL EAST

Team	W	L	T	Pct	PF	PA
y-New York Giants	10	3	1	.769	368	220
Philadelphia	10	4	0	.714	361	297
Cleveland	8	5	1	.615	319	270
St. Louis	7	7	0	.500	279	267
Pittsburgh	6	8	0	.429	295	287
Dallas Cowboys	4	9	1	.308	236	380
Washington	1	12	1	.077	174	392

NFL WEST

Team	W	L	T	Pct	PF	PA
y-Green Bay	11	3	0	.786	391	223
Detroit	8	5	1	.615	270	258
Baltimore	8	6	0	.571	302	307
Chicago	8	6	0	.571	326	302
San Francisco	7	6	1	.538	346	272
Los Angeles	4	10	0	.286	263	333
Minnesota	3	11	0	.214	285	407

y – Division Title

NFL CHAMPIONSHIP

12/31 – at Green Bay 37, New York Giants 0

1960 FINAL STATISTICS (4-9-1)

Head Coach: Frank Filchock AFL West: 4th Home Stadium: Bears Stadium

Date	W-L	Score	Opponent	Attendance	RUSHING	No.	Yds.	Avg.	Long	TD
Sept 9	W	13-10	at Boston	21,597	Rolle	130	501	3.9	57	2
Sept 18	W	27-21	at Buffalo	15,229	Mingo	83	323	3.9	39	4
Sept 23	L	24-28	at N.Y. Titans	20,462	Bell	43	238	5.5	68	0
Oct 2	W	31-14	Oakland	18,372	Carmichael	41	211	5.1	47	2
Oct 16	L	19-23	L.A. Chargers	19,141	Stransky	28	78	2.8	16	0
Oct 23	W	31-24	Boston	12,683	Wegert	5	37	7.4	32	0
Oct 30	L	14-17	Dallas Texans	13,002	Carpenter	4	13	3.3	9	0
Nov 6	L	25-45	Houston	14,489	McNamara	17	33	1.9	7	1
Nov 13	L	7-34	at Dallas Texans	21,000	Brodnax	15	18	1.2	7	0
Nov 20	L	10-20	at Houston	20,778	Allen	30	18	0.6	4	1
Nov 27	T	38-38	Buffalo	7,785	Taylor	5	-6	-3.0	—	0
Dec 4	L	27-30	N.Y. Titans	5,861	Herring	5	-46	-9.2	—	0
Dec 10	L	33-41	at L.A. Chargers	9,928	Tripucca	37	-226	-6.1	—	0
Dec 16	L	10-48	at Oakland	7,000	BRONCOS	440	1195	2.7	68	10
					OPPONENTS	541	2145	4.0	—	23

TEAM STATISTICS				Den	Opp					
TOTAL FIRST DOWNS				248	254					
Rushing				84	112					
Passing				141	123					
Penalty				23	19					
TOTAL NET YARDS				4442	5132					
Avg. Per Game				317.3	366.6					
NET YARDS RUSHING				1195	2145					
Avg. Per Game				85.4	153.2					
Total Rushes				440	541					
NET YARDS PASSING				3247	2987					
Avg. Per Game				231.9	213.4					
Att./Completions				508/259	387/189					
Completion Pct.				51.0	48.7					
Had Intercepted				35	27					
PUNTS/AVERAGE				70/37.3	67/39.0					
PENALTIES/YARDS				54/501	62/633					
FUMBLES/BALL LOST				32/17	26/17					
TOUCHDOWNS				37	49					
Rushing				10	19					
Passing				24	25					
Defense>Returns				3	5					

Score By Periods	1	2	3	4	OT	Total
BRONCOS	42	93	86	88	—	309
OPPONENTS	96	108	90	99	—	393

SCORING										
TD	Ru	Pa	Rt	PAT	FG	\$	PTS			
Mingo	6	4	1	1	33/36	18/28	0	123		
Taylor	12	0	12	0	0/0	0/0	0	72		
Carmichael	7	2	5	0	0/0	0/0	0	42		
Rolle	3	2	1	0	0/0	0/0	0	18		
McNamara	2	1	1	0	0/0	0/0	0	12		
Allen	1	1	0	0	0/0	0/0	0	6		
Brodnax	1	0	1	0	0/0	0/0	0	6		
Carpenter	1	0	1	0	0/0	0/0	0	6		
Greer	1	0	1	0	0/0	0/0	0	6		
Pyeatt	1	0	0	1	0/0	0/0	0	6		
Yelverton	1	0	0	1	0/0	0/0	0	6		
Jessup	1	0	1	0	0/0	0/0	0	6		
BRONCOS	37	10	24	3	33/36	18/28	0	309		
OPPONENTS	49	19	25	5	44/47	17/27	0	393		

SACKS: Yelverton 6, Day 2, King 2, McFadin 1.5, Hatley 1.5, Gavin 1, Nichols 1, Davis 1, Young 0.5, Team 7, **TOTAL 23.5**

PASSING										
Att.	Comp.	Yds.	Comp.%	Yd./Att.	TD	TD%	Int	Int%	LG	Rtg.
Tripucca	478	248	3038	51.9	6.36	24	5.0	34	7.1	80
Herring	22	9	137	40.9	6.23	0	0.0	1	4.5	21
Mingo	7	1	46	14.3	6.57	0	0.0	0	0.0	46
Carmichael	1	1	26	100.0	26.00	0	0.0	0	0.0	26
BRONCOS	508	259	3247	51.0	6.39	24	4.7	35	6.9	80
OPPONENTS	387	189	2987	48.8	7.72	25	6.5	27	7.0	67.4

RECEIVING					No.	Yds.	Avg.	Long	TD
Taylor					92	1235	13.4	80	12
Carmichael					32	616	19.3	59	5
Carpenter					29	350	12.1	36	1
Rolle					21	122	5.8	33	1
Greer					22	284	12.9	33	1
Mingo					19	156	8.2	18	1
Jessup					9	120	13.3	26	1
Epperson					11	99	9.0	16	0
McNamara					7	143	20.4	55	1
Allen					5	34	6.8	17	0
Brodnax					5	39	7.8	19	1
Stransky					3	11	3.7	11	0
Carothers					2	25	12.5	20	0
Bell					2	13	6.5	11	0
BRONCOS					259	3247	12.5	80	24
OPPONENTS					188	2987	15.8	—	25

INTERCEPTIONS					No.	Yds.	Avg.	Long	TD
Gonsoulin					11	98	8.9	—	0
McNamara					4	63	15.8	—	0
Pyeatt					4	60	15.0	—	1
Romine					3	69	23.0	—	0
King					2	18	9.0	—	0
Alliston					1	65	65.0	65	0
Doyle					1	24	24.0	24	0
Yelverton					1	20	20.0	20	1
BRONCOS					27	417	15.4	65	2
OPPONENTS					35	340	9.7	—	3

PUNTING					No.	Yds.	Avg.	Long	B
Herring					70	2610	37.3	70	0
OPPONENTS					67	2611	39.0	—	0

PUNT RETURNS					No.	Yds.	Avg.	Long	TD
Carmichael					15	101	6.7	—	0
McNamara					11	68	6.2	—	0
Mingo					3	92	30.7	76t	0
BRONCOS					29	261	9.0	76t	1
OPPONENTS					20	149	7.5	—	1

KICKOFF RETURNS					No.	Yds.	Avg.	Long	TD
Carmichael					22	581	26.4	58	0
Mingo					9	209	23.2	—	0
McNamara					9	192	21.3	—	0
Wegert					6	143	23.8	—	0
Stransky					7	153	21.9	—	0
Brodnax					5	117	23.4	—	0
Allen					5	72	14.4	—	0
Bell					2	60	30.0	—	0
Greer					1	11	11.0	11	0
Strickland					1	9	9.0	9	0
BRONCOS					67	1547	23.1	58	0
OPPONENTS					54	1087	20.1	—	1

1960 PRIMARY STARTERS

OFFENSE	DEFENSE
LE Taylor, Lionel	LE Young, Joe
LE Greer, Jim	LE King, Don
LT Holz, Gordon	LT McFadin, Bud
LT Larpenter, Carl	RT Hatley, John
LG Adamson, Ken	RE Gavin, Chuck
C Nichols, Mike	RE Yelverton, Bill
RG Smith, Willie	LLB Mangum, Pete
RT Danenhauer, Eldon	LLB Hudson, Bob
RE Jessup, Bill	MLB Brown, Hardy
RE Epperson, Pat	MLB Kutchta, Frank
FL McNamara, Bob	RLB Day, Albert
FL Carpenter, Ken	LC Bernardi, Frank
QB Tripucka, Frank	LC McNamara, Bob
HB Bell, Henry	RC Pyeatt, John
HB Mingo, Gene	LS Romine, Al
FB Rolle, Dave	RS Gonsoulin, Goose

1960 COACHES

Frank Filchuck (Head Coach), Jim Cason (Backfield), Dale Dodrill (Line).

1960 LEADERS / RANKINGS

			AFL	
INDIVIDUAL	PLAYER	NO.	RANK	AFL LEADER NO.
Points	Mingo	123	1	Mingo (DEN) 123
Rushing Yards	Rolle	501	8	Haynes (DLT) 875
Passing Yards	Tripucka	3,038	1	Tripucka (DEN) 3,038
Passer Rating	Tripucka	58.9	7	Flores (OAK) 71.8
Receiving Yards	Taylor	1,235	3	Groman (HOU) 1,473
Receptions	Taylor	92	1	Taylor (DEN) 92
Interceptions	Gonsoulin	11	1	Gonsoulin (DEN) 11
			AFL	
OFFENSE NO.			RANK	AFL LEADER NO.
Points Per Game	22.1		6	New York Titans 27.3
Total Yards Per Game	317.3		6	Houston 352.6
Rushing Yards Per Game	85.4		8	Dallas Texans 129.6
Net Passing Yards Per Game	231.9		3	Houston 240.8
			AFL	
DEFENSE NO.			RANK	AFL LEADER NO.
Points Per Game	28.1		7	Dallas Texans 18.1
Total Yards Per Game	366.6		8	Buffalo 275.3
Rushing Yards Per Game	153.2		8	Dallas Texans 70.0
Net Passing Yards Per Game	213.4		5	Buffalo 175.8

1960 KEY AWARDS

All-AFL (3): S Goose Gonsoulin, DT Bud McFadin, WR Lionel Taylor.

1960 AFL STANDINGS

AFL EAST

Team	W	L	T	Pct	PF	PA
y-Houston	10	4	0	.714	379	285
New York Titans	7	7	0	.500	382	399
Buffalo	5	8	1	.385	296	303
Boston	5	9	0	.357	286	349

AFL WEST

Team	W	L	T	Pct	PF	PA
y-L.A. Chargers	10	4	0	.714	373	336
Dallas Texans	8	6	0	.571	362	253
Oakland	6	8	0	.429	319	388
Denver	4	9	1	.308	309	393

y – Division Title

AFL CHAMPIONSHIP

1/1 – at Houston 24, L.A. Chargers 16

1960 NFL STANDINGS

NFL EAST

Team	W	L	T	Pct	PF	PA
y-Philadelphia	10	2	0	.833	321	246
Cleveland	8	3	1	.727	362	217
New York Giants	6	4	2	.600	271	261
St. Louis	6	5	1	.545	288	230
Pittsburgh	5	6	1	.455	240	275
Washington	1	9	2	.100	178	309

NFL WEST

Team	W	L	T	Pct	PF	PA
y-Green Bay	8	4	0	.667	332	209
Detroit	7	5	0	.583	239	212
San Francisco	7	5	0	.583	208	205
Baltimore	6	6	0	.500	288	234
Chicago	5	6	1	.455	194	299
L.A. Rams	4	7	1	.364	265	297
Dallas Cowboys	0	11	1	.000	177	369

y – Division Title

NFL CHAMPIONSHIP

12/26 – at Philadelphia 17, Green Bay 13

DENVER BRONCOS STARTERS, 1960-2017

Listed below are the usual starters, by position, for the Denver Broncos on a season-by-season basis from 1960-2017. A player must have been the starter for the majority of the games that season to be designated as the starter. If the number of starting assignments at a position were virtually equal, two players have been listed with the player who had the greater playing time listed first. The term "Ret" is used to designate a player who was a kick return specialist.

1960		1961		1962		1963	
OFFENSE		OFFENSE		OFFENSE		OFFENSE	
LE	87 Lionel Taylor	LE	87 Lionel Taylor	LE	87 Lionel Taylor	SE	87 Lionel Taylor
85	Jim Greer	LT	77 Jack Mattox	LT	72 Jerry Sturm	LT	76 Harold Olson
LT	74 Gordon Holz	LG	60 Ken Adamson	LG	71 Jim Perkins	LG	71 Jim Perkins
77	Carl Larpenster	C	51 Mike Nichols	C	60 Ken Adamson	LG	67 Bob McCullough
LG	60 Ken Adamson	52	Jim Barton	52	Jim Barton	C	72 Jerry Sturm
C	51 Mike Nichols	RG	77 Carl Larpenster	RG	67 Bob McCullough	RG	62 Ernie Barnes
RG	71 Willie Smith	RT	75 Eldon Danenhauer	RT	75 Eldon Danenhauer	RT	75 Eldon Danenhauer
RT	75 Eldon Danenhauer	TE	88 Gene Prebola	TE	88 Gene Prebola	TE	88 Gene Prebola
RE	81 Bill Jessup	FL	42 Al Frazier (Ret)	FL	82 Bob Scarpitto	FL	82 Bob Scarpitto
88	Pat Epperson	QB	18 Frank Triputka	QB	42 Al Frazier (Ret)	83	Bill Groman
FL	41 Bob McNamara	16	George Herring	18	Frank Triputka	QB	17 Mickey Slaughter
QB	18 Frank Triputka	HB	34 Don Stone	HB	17 George Shaw	QB	19 Don Breaux
HB	20 Henry Bell	P	33 Fred Bukaty	P	21 Gene Mingo	HB	34 Don Stone
21	Gene Mingo	PK	21 G. Mingo/84 J. Hill	PK	35 Bob Dickinson	FB	24 Hewitt Dixon
FB	35 Dave Rolle			55	Jim Fraser	P	51 Jim Fraser
P	16 George Herring			21	Gene Mingo	PK	21 Gene Mingo
PK	21 Gene Mingo					Ret	27 Charley Mitchell
Ret	40 Al Carmichael						
DEFENSE		DEFENSE		DEFENSE		DEFENSE	
LE	65 Joe Young	LE	66 John Cash	DE	61 Chuck Gavin	LE	83 Ray Jacobs
70	Don King	LT	64 Bud McFadin	DT	64 Bud McFadin	LT	80 Ron Nery
LT	64 Bud McFadin	RT	74 Gordon Holz	DT	63 Ike Lassiter	84	Bud McFadin
RT	67 John Hatley	RE	61 Chuck Gavin	DT	74 Gordon Holz	RT	74 Gordy Holz
RE	61 Chuck Gavin	LLB	53 Bob Hudson	LLB	66 John Cash	RE	61 Chuck Gavin
76	Bill Yelverton	MLB	55 Wahoo McDaniel	MLB	55 Jim Fraser	LLB	33 John Nocera
LLB	33 Pete Mangum	RLB	68 Bill Roehnell	LLB	55 Wahoo McDaniel	MLB	53 Tom Erlandson
53	Bob Hudson	LC	41 Bob McNamara	RCB	68 Bill Roehnell	RLB	54 Wahoo McDaniel
MLB	34 Hardy Brown	RC	45 Jim McMillan	62	Jerry Stallcup	55	Jim Fraser
52	Frank Kutchta	LS	Phil Nugent	LS	47 John McGeever	LC	47 John McGeever
RLB	84 Albert Day	RS	23 Goose Gonsoulin	RS	45 Jim McMillin	RC	24 Willie Brown
LC	43 Frank Bernardi			46	Bob Zeman	LS	27 Charlie Mitchell
41	Bob McNamara			23	Goose Gonsoulin	RS	46 Bob Zeman
RC	83 John Pyeatt					23	Goose Gonsoulin
LS	42 Al Romine						
RS	23 Goose Gonsoulin						
1964		1965		1966		1967	
OFFENSE		OFFENSE		OFFENSE		OFFENSE	
SE	87 Lionel Taylor	SE	87 Lionel Taylor	SE	87 Lionel Taylor	SE	41 Eric Crabtree
LT	73 Harold Olson	LT	77 Bob Breitenstein	LT	76 Bob Breitenstein	LT	64 Sam Brunelli
LG	71 Jim Perkins	LG	72 Jerry Sturm	LG	72 Jerry Sturm	LG	67 George Goodeck
68	Tom Nomina	68	Tom Nomina	C	52 Ray Kubala	C	59 Larry Kaminski
C	72 Jerry Sturm	C	52 Ray Kubala	59	Larry Kaminski	RG	73 Pat Mattson
RG	67 Bob McCullough	RG	67 Bob McCullough	RG	79 John Gonzaga	RT	78 Tom Cichowski
RT	75 Eldon Danenhauer	RT	75 Eldon Danenhauer	RT	74 Lee Burnett	TE	85 Tom Beer
TE	30 Hewitt Dixon	TE	30 Hewitt Dixon	TE	88 Al Denson	FL	88 Al Denson
FL	82 Bob Scarpitto	88	Al Denson	FL	82 Bob Scarpitto	QB	13 Steve Tensi
88	Al Denson	QB	82 Bob Scarpitto	QB	10 John McCormick	HB	44 Floyd Little (Ret)
QB	15 Jacky Lee	7	Mickey Slaughter	15	Max Chobioan	27	Charlie Mitchell
7	Mickey Slaughter	10	John McCormick	HB	28 Abner Haynes (Ret)	FB	31 Bo Hickey
HB	27 Charley Mitchell	HB	28 Abner Haynes (Ret)	28	Charley Mitchell	33	Wendell Hayes
28	Abner Haynes	27	Charlie Mitchell	FB	33 Wendell Hayes	P	82 Bob Scarpitto
FB	3 Billy Joe	FB	2 Cookie Gilchrist	P	82 Bob Scarpitto	PK	2 Bob Humphreys
P	51 Jim Fraser	29	Wendell Hayes	PK	12 Gary Kroner		
PK	21 Gene Mingo	P	82 Bob Scarpitto				
77	Dick Guesman	PK	12 Gary Kroner				
Ret	42 Odell Barry	Ret	42 Odell Barry				
DEFENSE		DEFENSE		DEFENSE		DEFENSE	
LE	83 Ray Jacobs	LE	80 Ed Cooke	LE	81 Max Leetow	LE	75 Rex Mirich
LT	77 Dick Guesman	LT	83 Ray Jacobs	80	Don La Rose	LT	62 Jerry Inman
RT	70 Charlie Janerette	RT	70 Charlie Janerette	LT	83 Ray Jacobs	RT	63 Dave Costa
RE	80 Ed Cooke	RE	81 Max Leetow	RT	66 Larry Cox	RE	87 Richard Jackson
78	Leroy Moore	78	Leroy Moore	61	Bill Keating	LLB	50 Carl Cunningham
LLB	50 Jerry Hopkins	LLB	53 Tom Erlandson	RE	60 Bob Young	MLB	57 John Huard
53	Tom Erlandson	MLB	50 Jerry Hopkins	LLB	50 Jerry Hopkins	55	Pete Duranko
MLB	55 Marv Matuszak	54	Ed Cummings	51	Eugene Jeter	RLB	54 Chip Myrtle
RLB	51 Jim Fraser	RLB	56 John Bramlett	MLB	55 Archie Matsos	58	Frank Richter
LC	24 Willie Brown	LC	24 Willie Brown	RLB	56 John Bramlett	LC	21 Goldie Sellers (Ret)
RC	20 Willie West	45	Jim McMillan	LC	24 Willie Brown	RC	48 Nemiah Wilson
46	John Griffin	RC	47 John McGeever	21	Goldie Sellers (Ret)	FS	28 Jack Lentz
LS	47 John McGeever	LS	44 Miller Farr	RC	48 Nemiah Wilson	SS	43 Pete Jaquess
RS	23 Goose Gonsoulin	46	John Griffin	LS	42 Lonnie Wright	45	Tom Cassese
		RS	23 Goose Gonsoulin	RS	23 Goose Gonsoulin		

1968		1969		1970		1971	
OFFENSE		OFFENSE		OFFENSE		OFFENSE	
SE	88 Al Denson	SE	88 Al Denson	SE	88 Al Denson	SE	42 Bill Van Heusen
LT	42 Billy Van Heusen	LT	84 Mike Haffner	LT	42 Bill Van Heusen	LT	80 Jerry Simmons
LG	72 Sam Brunelli	LT	72 Sam Brunelli	LT	72 Sam Brunelli	LT	75 Roger Shoals
C	67 George Goeddeke	LG	67 George Goeddeke	LG	67 George Goeddeke	LG	68 Larron Jackson
C	59 Larry Kaminski	C	59 Larry Kaminski	C	59 Larry Kaminski	C	59 Larry Kaminski
RG	60 Bob Young	RG	60 Bob Young	RG	60 Bob Young	RG	67 George Goeddeke
RT	64 Jon Homan	RT	74 Mike Current	RT	74 Mike Current	RT	64 Mike Schnitker
TE	85 Mike Current	TE	85 Tom Beer	TE	83 Jim Whalen	TE	61 Tom Lyons
	85 Tom Beer		82 Dave Pivec		81 Billy Masters		74 Mike Current
WR	41 Eric Crabtree	WR	89 John Embree	WR	84 Mike Haffner	WR	81 Billy Masters
QB	80 Jimmy Jones	QB	13 Steve Tensi	QB	14 Peter Liske	WR	40 Jack Gehrke
QB	15 Marlin Briscoe	QB	14 Peter Liske	QB	13 Steve Tensi	QB	82 Dwight Harrison
HB	44 Floyd Little (Ret)	HB	44 Floyd Little	HB	44 Floyd Little	QB	10 Steve Ramsey
FB	22 Fran Lynch	HB	26 Frank Quayle	HB	11 Bobby Anderson (Ret)	HB	13 Don Horn
FB	32 Garrett Ford	FB	22 Fran Lynch	FB	33 Willis Crenshaw	HB	44 Floyd Little
	40 Brendan McCarthy		39 Tom Smiley		35 Clem Turner	FB	22 Fran Lynch
P	42 Billy Van Heusen	P	42 Bill Van Heusen	P	42 Bill Van Heusen	P	42 Bill Van Heusen
PK	3 Bobby Howfield	PK	3 Bob Howfield	PK	3 Bob Howfield	PK	15 Jim Turner
	Ret		29 Wandy Williams				
DEFENSE		DEFENSE		DEFENSE		DEFENSE	
LE	55 Pete Duranko	LE	87 Rich Jackson	LE	87 Rich Jackson	LE	87 Rich Jackson
LT	70 Paul Smith	LT	70 Paul Smith	LT	70 Paul Smith	LT	63 Dave Costa
RT	62 Jerry Inman	RT	62 Jerry Inman	RT	63 Dave Costa	RT	70 Paul Smith
RE	75 Rex Mirich	RE	63 Dave Costa	RE	55 Pete Duranko	RE	77 Lyle Alzado
LLB	87 Richard Jackson	RE	55 Pete Duranko	RE	50 Carl Cunningham	LLB	50 Olen Underwood
MLB	57 John Huard	LLB	50 Carl Cunningham	MLB	52 Fred Forsberg	MLB	52 Fred Forsberg
			57 John Huard		57 John Huard		
RLB	52 Fred Forsberg	RLB	54 Chip Myrtle	RLB	54 Chip Myrtle	RLB	54 Chip Myrtle
	54 Chip Myrtle						
LC	20 Charlie Greer	LC	40 Grady Cavness	LC	28 Cornell Gordon	LC	41 Leroy Mitchell
RC	23 Drake Garrett	RC	36 Billy Thompson (Ret)	RC	36 Billy Thompson (Ret)	RC	36 Billy Thompson (Ret)
FS	28 Jack Lentz	FS	43 Pete Jaquess	FS	43 Pete Jaquess	FS	26 George Saimes
			41 George Burrell		47 Paul Martha		
SS	43 Pete Jaquess	SS	20 Charles Greer	SS	20 Charles Greer	SS	20 Charles Greer
	34 Gus Hollomon						
1972		1973		1974		1975	
OFFENSE		OFFENSE		OFFENSE		OFFENSE	
WR	84 Rod Sherman	WR	25 Haven Moses	WR	25 Haven Moses	WR	80 Rick Upchurch (Ret)
LT	25 Haven Moses	LT	78 Marv Montgomery	LT	42 Bill Van Heusen	LT	42 Bill Van Heusen
LT	78 Marv Montgomery	LT	68 Larron Jackson	LT	71 Claudie Minor	LT	71 Claudie Minor
LG	68 Larron Jackson	LG	64 Mike Schnitker	LG	68 Larron Jackson	LG	61 Tom Lyons
C	59 Larry Kaminski	C	50 Bobby Maples	C	61 Tom Lyons	C	50 Bobby Maples
RG	64 Mike Schnitker	RG	59 Larry Kaminski	RG	60 Paul Howard	RG	60 Paul Howard
RT	61 Tom Lyons	RT	61 Tom Lyons	RT	74 Mike Current	RT	74 Mike Current
RT	74 Mike Current	RT	74 Mike Current	RT	74 Mike Current	RT	78 Marv Montgomery
TE	81 Billy Masters	TE	88 Riley Odums	TE	88 Riley Odums	TE	88 Riley Odums
TE	88 Riley Odums	TE	81 Billy Masters	TE	82 Billy Masters		
WR	80 Jerry Simmons	WR	84 Gene Washington	WR	80 Jerry Simmons	WR	25 Haven Moses
			80 Jerry Simmons				82 Jack Dolbin
QB	12 Charley Johnson	QB	12 Charley Johnson	QB	12 Charley Johnson	QB	10 Steve Ramsey
QB	10 Steve Ramsey	QB	12 Charley Johnson	QB	10 Steve Ramsey	QB	12 Charlie Johnson
HB	44 Floyd Little	HB	44 Floyd Little	HB	24 Otis Armstrong (Ret)	HB	44 Floyd Little (Ret)
FB	22 Fran Lynch	FB	24 Otis Armstrong (Ret)	FB	44 Floyd Little	FB	24 Otis Armstrong
FB	11 Bobby Anderson	FB	33 Joe Dawkins	FB	32 Jon Keyworth	FB	32 Jon Keyworth
	33 Joe Dawkins (Ret)		11 Bobby Anderson				22 Fran Lynch
P	42 Bill Van Heusen	P	42 Bill Van Heusen	P	42 Bill Van Heusen	P	42 Bill Van Heusen
PK	15 Jim Turner	PK	15 Jim Turner	PK	15 Jim Turner	PK	15 Jim Turner
DEFENSE		DEFENSE		DEFENSE		DEFENSE	
RE	77 Lyle Alzado	RE	77 Lyle Alzado	RE	77 Lyle Alzado	LE	79 Barney Chavous
RT	76 Tom Dornres	RT	79 Barney Chavous	RT	55 Pete Duranko	LT	63 John Grant
							68 Rubin Carter
LT	70 Paul Smith	LT	70 Paul Smith	LT	63 John Grant	RT	70 Paul Smith
					75 Ed Smith		
LE	55 Pete Duranko	LE	55 Pete Duranko	LE	79 Barney Chavous	RE	77 Lyle Alzado
RLB	54 Chip Myrtle	RLB	56 Ray May	RLB	66 Jim O'Malley	LLB	57 Tom Jackson
MLB	58 Tom Graham	MLB	58 Tom Graham	MLB	56 Ray May	MLB	52 Randy Gradishar
					52 Randy Gradishar		
LLB	52 Fred Forsberg	LLB	56 Dan Parish	LLB	45 Bill Laskey	RLB	59 Joe Rizzo
RC	36 Billy Thompson	RC	26 Calvin Jones	RC	57 Tom Jackson	LC	51 Bob Swenson
LC	41 Leroy Mitchell	LC	41 Leroy Mitchell	RC	26 Calvin Jones	RC	26 Louis Wright
					46 John Rowser	RC	26 Calvin Jones
WS	23 Steve Preece	WS	20 Charles Greer	WS	20 Charles Greer	WS	48 Earlie Thomas
					48 John Pitts		48 John Rowser
SS	20 Charles Greer	SS	36 Billy Thompson (Ret)	SS	36 Billy Thompson (Ret)	SS	36 Billy Thompson

1976		1977		1978		1979	
OFFENSE		OFFENSE		OFFENSE		OFFENSE	
WR	80 Rick Upchurch (Ret)	WR	82 Jack Dolbin	WR	82 Jack Dolbin	WR	80 Rick Upchurch (Ret)
LT	82 Jack Dolbin	LT	80 Rick Upchurch (Ret)	LT	80 Rick Upchurch (Ret)	LT	71 Claudie Minor
	75 Bill Bain		74 Andy Maurer		71 Claudie Minor		
LG	62 Tom Glassic	LG	62 Tom Glassic	LG	62 Tom Glassic	LG	62 Tom Glassic
C	50 Bobby Maples	C	52 Mike Montler	C	64 Bill Bryan	C	64 Bill Bryan
RG	61 Tom Lyons	RG	60 Paul Howard	RG	60 Paul Howard	RG	60 Paul Howard
RT	71 Claudie Minor	RT	71 Claudie Minor	RT	76 Tom Neville	RT	70 Dave Studdard
					65 Glenn Hyde		
TE	88 Riley Odoms	TE	88 Riley Odoms	TE	88 Riley Odoms	TE	88 Riley Odoms
WR	25 Haven Moses	WR	25 Haven Moses	WR	25 Haven Moses	WR	25 Haven Moses
QB	10 Steve Ramsey	QB	7 Craig Morton	QB	7 Craig Morton	QB	7 Craig Morton
					14 Norris Weese		14 Norris Weese
HB	24 Otis Armstrong	HB	24 Otis Armstrong	HB	24 Otis Armstrong	HB	24 Otis Armstrong
	35 Lonnie Perrin (Ret)		41 Rob Lytle		35 Lonnie Perrin (Ret)		41 Rob Lytle
FB	32 Jon Keyworth	FB	32 Jon Keyworth	FB	32 Jon Keyworth	FB	30 Jim Jensen
	33 Jim Klick		35 Lonnie Perrin		35 Larry Canada		32 Jon Keyworth
P	42 Bill Van Heusen	P	10 Bucky Dilts	P	10 Bucky Dilts	P	11 Luke Prestridge
	14 Norris Weese						
PK	15 Jim Turner	PK	15 Jim Turner	PK	15 Jim Turner	PK	15 Jim Turner
DEFENSE		DEFENSE		DEFENSE		DEFENSE	
LE	79 Barney Chavous	LE	79 Barney Chavous	LE	79 Barney Chavous	LE	79 Barney Chavous
NT	63 John Grant	NT	68 Rubin Carter	NT	68 Rubin Carter	NT	68 Rubin Carter
	68 Rubin Carter		63 John Grant				
RE	70 Paul Smith	RE	77 Lyle Alzado	RE	77 Lyle Alzado	RE	66 Brison Manor
	LOLB		51 Bob Swenson	LOLB	51 Bob Swenson	LO	51 Bob Swenson
LO	51 Bob Swenson			LI	59 Joe Rizzo	LI	59 Joe Rizzo
LILB	59 Joe Rizzo	LILB	59 Joe Rizzo				58 Rob Nairne
				RI	53 Randy Gradishar	RI	53 Randy Gradishar
MILB	52 Randy Gradishar	RILB	52 Randy Gradishar	RO	57 Tom Jackson	RO	57 Tom Jackson
ROLB	57 Tom Jackson	ROLB	57 Tom Jackson	LC	20 Louis Wright	LC	20 Louis Wright
LC	20 Louis Wright	RC	43 Steve Foley	RC	43 Steve Foley	RC	43 Steve Foley
RC	26 Calvin Jones			WS	29 Bernard Jackson	WS	29 Bernard Jackson
43 Steve Foley		WS	29 Bernard Jackson				40 Charlie West
WS	46 John Rowser	SS	36 Billy Thompson	SS	36 Billy Thompson	SS	36 Billy Thompson
SS	36 Billy Thompson						
1980		1981		1982		1983	
OFFENSE		OFFENSE		OFFENSE		OFFENSE	
WR	80 Rick Upchurch (Ret)	WR	80 Rick Upchurch	WR	80 Rick Upchurch (Ret)	WR	80 Rick Upchurch
LT	71 Claudie Minor	LT	71 Claudie Minor	LT	71 Claudie Minor	LT	70 Dave Studdard
LG	62 Tom Glassic	LG	62 Tom Glassic	LG	62 Tom Glassic	LG	62 Tom Glassic
							54 Keith Bishop
C	64 Bill Bryan	C	64 Bill Bryan	C	64 Bill Bryan	C	64 Bill Bryan
RG	60 Paul Howard	RG	60 Paul Howard	RG	70 Dave Studdard	RG	60 Paul Howard
RT	70 Dave Studdard	RT	70 Dave Studdard	RT	76 Ken Lanier	RT	76 Ken Lanier
TE	88 Riley Odoms	TE	88 Riley Odoms	TE	88 Riley Odoms	TE	85 Ron Egloff
			85 Ron Egloff		87 Jim Wright		87 Jim Wright
WR	25 Haven Moses	WR	81 Steve Watson	WR	81 Steve Watson	WR	81 Steve Watson
QB	7 Craig Morton	QB	7 Craig Morton	QB	17 Steve DeBerg	QB	17 Steve DeBerg
	17 Matt Robinson		17 Steve DeBerg				7 John Elway
HB	24 Otis Armstrong	HB	46 Dave Preston	HB	47 Gerald Willhite	HB	23 Sammy Winder
	46 Dave Preston		32 Tony Reed		23 Sammy Winder		47 Gerald Willhite
FB	30 Jim Jensen	FB	24 Rick Parros	FB	24 Rick Parros	FB	34 Nathan Poole
	32 Jon Keyworth		35 Larry Canada		46 Dave Preston		46 Dave Preston
P	11 Luke Prestridge	P	11 Luke Prestridge	P	11 Luke Prestridge	P	11 Luke Prestridge
PK	19 Fred Steinfort	PK	19 Fred Steinfort	PK	3 Rich Karlis	PK	3 Rich Karlis
				Ret	83 Wade Manning	Ret	82 Zack Thomas
DEFENSE		DEFENSE		DEFENSE		DEFENSE	
LE	79 Barney Chavous	LE	79 Barney Chavous	LE	79 Barney Chavous	LE	79 Barney Chavous
NT	68 Rubin Carter	NT	68 Rubin Carter	NT	68 Rubin Carter	NT	68 Rubin Carter
					72 Don Latimer		
RE	66 Brison Manor	RE	75 Rulon Jones	RE	75 Rulon Jones	RE	75 Rulon Jones
	73 Rulon Jones						66 Brison Manor
LO	58 Rob Nairne	LO	51 Bob Swenson	LO	50 Jim Ryan	LO	50 Jim Ryan
LI	56 Larry Evans	LI	56 Larry Evans	LI	56 Larry Evans	LI	53 Randy Gradishar
RI	53 Randy Gradishar	RI	52 Randy Gradishar	RI	53 Randy Gradishar	RI	58 Steve Busick
RO	57 Tom Jackson	RO	57 Tom Jackson	RO	57 Tom Jackson	RO	57 Tom Jackson
LC	20 Louis Wright	LC	20 Louis Wright	LC	20 Louis Wright	LC	20 Louis Wright
			45 Perry Smith				
RC	22 Aaron Kyle	RC	22 Aaron Kyle	RC	22 Aaron Kyle	RC	31 Mike Harden
	45 Perry Smith				45 Steve Wilson		45 Steve Wilson (Ret)
WS	43 Steve Foley	WS	43 Steve Foley	WS	31 Mike Harden	WS	43 Steve Foley
			31 Mike Harden (Ret)		43 Steve Foley		
SS	36 Billy Thompson	SS	36 Billy Thompson	SS	49 Dennis Smith	SS	49 Dennis Smith

1984		1985		1986		1987	
OFFENSE		OFFENSE		OFFENSE		OFFENSE	
WR	86 Butch Johnson	WR	86 Butch Johnson	WR	82 Vance Johnson	WR	82 Vance Johnson
84	Clint Sampson	82	Vance Johnson (Ret)	80	Mark Jackson	80	Mark Jackson
LT	70 Dave Studdard	LT	70 Dave Studdard	LT	70 Dave Studdard	LT	70 Dave Studdard
LG	54 Keith Bishop	LG	54 Keith Bishop	LG	54 Keith Bishop	LG	54 Keith Bishop
C	64 Bill Bryan	C	64 Bill Bryan	C	64 Bill Bryan	C	64 Bill Bryan
RG	60 Paul Howard	RG	60 Paul Howard	RG	60 Paul Howard	RG	60 Paul Howard
RT	76 Ken Lanier	RT	76 Ken Lanier	RT	76 Ken Lanier	RT	76 Ken Lanier
TE	88 Clarence Kay	TE	88 Clarence Kay	TE	88 Clarence Kay	TE	88 Clarence Kay
87	Jim Wright	87	Jim Wright	89	Orson Mobley	89	Orson Mobley
WR	81 Steve Watson	WR	81 Steve Watson	WR	81 Steve Watson	WR	84 Ricky Nattiel
QB	7 John Elway	QB	7 John Elway	QB	7 John Elway	QB	85 Rick Massie
8	Gary Kubiak	8	Gary Kubiak	7	John Elway	7	John Elway
RB	47 Gerald Willhite (Ret)	RB	23 Sammy Winder	RB	23 Sammy Winder	HB	23 Sammy Winder
33	Gene Lang (Ret)	33	Gene Lang	30	Steve Sewell	47	Gerald Willhite
RB	23 Sammy Winder	RB	30 Steve Sewell	RB	47 Gerald Willhite (Ret)	FB	33 Gene Lang
P	2 Rick Parros	47	Gerald Willhite (Ret)	P	1 Chris Norman	46	Bobby Micho
PK	3 Rich Karlis	P	1 Chris Norman	13	Jack Weil	P	2 Mike Horan
Ret	82 Zack Thomas	PK	3 Rich Karlis	PK	3 Rich Karlis	PK	3 Rich Karlis
		Ret	82 Zack Thomas	Ret	35 Ken Bell	Ret	27 Kevin Clark
						35	Ken Bell
DEFENSE		DEFENSE		DEFENSE		DEFENSE	
LE	79 Barney Chavous	LE	79 Barney Chavous	LE	61 Andre Townsend	LE	61 Andre Townsend
MG	68 Rubin Carter	MG	68 Rubin Carter	MG	71 Greg Kragen	NT	71 Greg Kragen
RE	75 Rulon Jones	RE	75 Rulon Jones	RE	75 Rulon Jones	RE	75 Rulon Jones
LO	52 Jim Ryan	LO	50 Jim Ryan	LO	50 Jim Ryan	LO	73 Simon Fletcher
52	Ken Woodard	LI	77 Karl Mecklenburg	LI	77 Karl Mecklenburg	LI	77 Karl Mecklenburg
LI	55 Rick Dennison	55	Rick Dennison	LI	77 Karl Mecklenburg	LI	77 Karl Mecklenburg
RI	58 Steve Busick	RI	58 Steve Busick	RI	98 Ricky Hunley	RI	98 Ricky Hunley
RO	57 Tom Jackson	RO	57 Tom Jackson	RO	57 Tom Jackson	RO	50 Jim Ryan
LC	31 Mike Harden	LC	31 Mike Harden	LC	31 Mike Harden	LC	36 Mark Haynes
RC	20 Louis Wright	RC	20 Louis Wright	RC	20 Louis Wright	RC	31 Mike Harden
FS	43 Steve Foley	FS	43 Steve Foley	FS	43 Steve Foley	WS	22 Tony Lilly
SS	49 Dennis Smith	SS	49 Dennis Smith	SS	49 Dennis Smith	SS	49 Dennis Smith
						48	Randy Robbins
1988		1989		1990		1991	
OFFENSE		OFFENSE		OFFENSE		OFFENSE	
WR	82 Vance Johnson	WR	82 Vance Johnson (Ret)	WR	82 Vance Johnson	WR	83 Michael Young
84	Ricky Nattiel (Ret)	83	Michael Young	84	Ricky Nattiel	82	Vance Johnson (Ret)
LT	70 Dave Studdard	LT	60 Gerald Perry	LT	60 Gerald Perry	LT	62 Jeff Davidson
60	Gerald Perry	60	Gerald Perry	69	Darrell Hamilton	69	Darrell Hamilton
LG	54 Keith Bishop	LG	54 Keith Bishop	LG	67 Doug Widell	LG	67 Doug Widell
67	Doug Widell	67	Doug Widell	C	72 Keith Kartz	C	72 Keith Kartz
C	64 Bill Bryan	C	72 Keith Kartz	RG	66 Jim Juriga	RG	66 Jim Juriga
RG	72 Keith Kartz	RG	66 Jim Juriga	RT	76 Ken Lanier	RT	76 Ken Lanier
RT	76 Ken Lanier	RT	76 Ken Lanier	TE	88 Clarence Kay	TE	88 Clarence Kay
TE	88 Clarence Kay	TE	88 Clarence Kay	89	Orson Mobley	81	Shannon Sharpe
89	Orson Mobley	89	Orson Mobley	WR	80 Mark Jackson	WR	83 Mark Jackson
WR	80 Mark Jackson	WR	80 Mark Jackson	83	Michael Young	85	Derek Russell
QB	7 John Elway	QB	7 John Elway	QB	7 John Elway	QB	7 John Elway
8	Gary Kubiak	8	Gary Kubiak	7	John Elway	8	Gary Kubiak
HB	33 Tony Dorsett	HB	26 Bobby Humphrey	HB	26 Bobby Humphrey	HB	28 Gaston Green
47	Gerald Willhite	23	Sammy Winder	30	Steve Sewell	33	Robert Perryman
FB	23 Sammy Winder	FB	40 Jeff Alexander	FB	23 Sammy Winder	FB	20 Greg Lewis
30	Steve Sewell	32	Melvin Bratton	32	Melvin Bratton	30	Steve Sewell
P	2 Mike Horan	P	2 Mike Horan	P	2 Mike Horan	P	2 Mike Horan
PK	3 Rich Karlis	PK	9 David Treadwell	PK	9 David Treadwell	PK	9 David Treadwell
Ret	35 Ken Bell	Ret	35 Ken Bell	Ret	20 Kevin Clark	Ret	22 Alton Montgomery
DEFENSE		DEFENSE		DEFENSE		DEFENSE	
LE	65 Walt Bowyer	LE	92 Alphonso Carreker	LE	91 Warren Powers	LE	91 Warren Powers
90	Freddie Gilbert	92	Alphonso Carreker	NT	71 Greg Kragen	NT	71 Greg Kragen
NT	71 Greg Kragen	NT	71 Greg Kragen	RE	90 Ron Holmes	RE	90 Ron Holmes
RE	61 Andre Townsend	RE	61 Andre Townsend	94	Jim Szymanski	94	Jim Szymanski
LO	73 Simon Fletcher	LO	73 Simon Fletcher	LO	77 Karl Mecklenburg	LO	77 Karl Mecklenburg
LI	77 Karl Mecklenburg	LI	77 Karl Mecklenburg	LI	77 Karl Mecklenburg	LI	77 Karl Mecklenburg
97	Bruce Klosterman	97	Bruce Klosterman	RI	51 Marc Munford	RI	51 Mike Croel
RI	55 Rick Dennison	RI	55 Rick Dennison	59	Tim Lucas	51	Mike Croel
RO	50 Jim Ryan	RO	56 Michael Brooks	RO	56 Michael Brooks	RO	56 Michael Brooks
56	Michael Brooks	LC	34 Tyrone Braxton	LC	48 Randy Robbins	LC	34 Tyrone Braxton
LC	36 Mark Haynes	LC	34 Tyrone Braxton	22	Alton Montgomery (Ret)	24	Wymon Henderson
RC	28 Jeremiah Castile	RC	24 Wymon Henderson	RC	24 Wymon Henderson	RC	24 Wymon Henderson
45	Steve Wilson	24	Wymon Henderson	27	Steve Atwater	27	Steve Atwater
WS	31 Mike Harden	WS	27 Steve Atwater	SS	49 Dennis Smith	SS	49 Dennis Smith
SS	49 Dennis Smith	SS	49 Dennis Smith	SS	49 Dennis Smith	SS	49 Dennis Smith

1992

OFFENSE

WR	82	Vance Johnson
	86	Arthur Marshall (Ret)
LT	68	Russell Freeman
LG	62	Jeff Davidson
C	72	Keith Kartz
RG	67	Doug Widell
RT	76	Ken Lanier
TE	84	Shannon Sharpe
	89	Reggie Johnson
WR	80	Mark Jackson
	85	Derek Russell
QB	7	John Elway
	8	Tommy Maddox
HB	28	Gaston Green
	20	Greg Lewis
FB	38	Reggie Rivers
P	2	Mike Horan
	4	Ruben Rodriguez
PK	9	David Treadwell
Ret	22	Alton Montgomery

DEFENSE

LE	70	Brian Sochia
	99	Shane Dronett
NT	71	Greg Kragen
RE	96	Kenny Walker
LO	51	Mike Croel
LI	77	Karl Mecklenburg
RI	56	Michael Brooks
RO	73	Simon Fletcher
LC	34	Tyrone Braxton
RC	24	Wymon Henderson
FS	27	Steve Atwater
SS	49	Dennis Smith

1993

OFFENSE

WR	82	Vance Johnson
	86	Arthur Marshall
LT	65	Gary Zimmerman
LG	79	Dave Widell
C	72	Keith Kartz
RG	75	Brian Habib
RT	68	Russell Freeman
TE	84	Shannon Sharpe
	89	Reggie Johnson
WR	85	Derek Russell (Ret)
QB	7	John Elway
RB	33	Rod Bernstine
P	16	Tom Rouen
PK	1	Jason Elam
Ret	22	Glyn Milburn

DEFENSE

LE	90	Dan Williams
NT	71	Greg Kragen
RE	99	Shane Dronett
LOLB	51	Mike Croel
LILB	77	Karl Mecklenburg
RILB	57	Dave Wyman
ROLB	73	Simon Fletcher
LCB	34	Tyrone Braxton
RCB	29	Charles Dimry
FS	27	Steve Atwater
SS	49	Dennis Smith

1994

OFFENSE

WR	83	Anthony Miller
LT	65	Gary Zimmerman
LG	64	Joe Melander
C	79	Dave Widell
RG	75	Brian Habib
RT	76	Kirk Scarfard
	68	Russell Freeman
TE	84	Shannon Sharpe
WR	85	Derek Russell
QB	7	John Elway
RB	42	Leonard Russell
RB	22	Glyn Milburn
P	16	Tom Rouen
PK	1	Jason Elam
Ret	22	Glyn Milburn

DEFENSE

LE	99	Shane Dronett
LT	98	Ted Washington
RT	96	Harald Hasselbach
	90	Dan Williams
RE	73	Simon Fletcher
LLB	51	Mike Croel
MLB	77	Karl Mecklenburg
RLB	58	Elijah Alexander
LCB	26	Ben Smith
RCB	39	Ray Crockett
FS	49	Dennis Smith
SS	27	Steve Atwater

1995

OFFENSE

WR	83	Anthony Miller
LT	65	Gary Zimmerman
LG	69	Mark Schlereth
C	66	Tom Nalen
RG	75	Brian Habib
RT	76	Broderick Thompson
TE	84	Shannon Sharpe
WR	81	Mike Pritchard
QB	7	John Elway
RB	30	Terrell Davis
FB	29	Aaron Craver
P	16	Tom Rouen
PK	1	Jason Elam
Ret	22	Glyn Milburn

DEFENSE

LE	96	Harald Hasselbach
LT	93	James Jones
RT	95	Michael Dean Perry
RE	73	Simon Fletcher
LLB	58	Elijah Alexander
	59	Glenn Cadrez
MLB	92	Dave Wyman
RLB	57	Allen Aldridge
LCB	39	Ray Crockett
RCB	48	Lionel Washington
FS	27	Steve Atwater
SS	34	Tyrone Braxton

1996

OFFENSE

WR	83	Anthony Miller
LT	65	Gary Zimmerman
LG	69	Mark Schlereth
C	66	Tom Nalen
RG	75	Brian Habib
RT	76	Broderick Thompson
TE	84	Shannon Sharpe
QB	87	Ed McCaffrey
QB	7	John Elway
RB	30	Terrell Davis
FB	29	Aaron Craver
P	16	Tom Rouen
PK	1	Jason Elam
KRet	22	Vaughn Hebron
PRet	80	Rod Smith

DEFENSE

LE	90	Dan Williams
LT	97	Mike Lodish
RT	95	Michael Dean Perry
RE	91	Alfred Williams
SLB	53	Bill Romanowski
MLB	57	Allen Aldridge
WLB	51	John Mobley
LCB	39	Ray Crockett
RCB	48	Lionel Washington
FS	27	Steve Atwater
SS	34	Tyrone Braxton

1997

OFFENSE

WR	80	Rod Smith
LT	65	Gary Zimmerman
LG	69	Mark Schlereth
C	66	Tom Nalen
RG	75	Brian Habib
RT	77	Tony Jones
TE	84	Shannon Sharpe
QB	87	Ed McCaffrey
QB	7	John Elway
RB	30	Terrell Davis
FB	29	Howard Griffith
P	16	Tom Rouen
PK	1	Jason Elam
KRet	22	Vaughn Hebron

DEFENSE

LE	90	Neil Smith
LT	94	Keith Traylor
RT	98	Maa Tanuvasa
	95	Michael Dean Perry
RE	91	Alfred Williams
SLB	53	Bill Romanowski
MLB	57	Allen Aldridge
WLB	51	John Mobley
LCB	39	Ray Crockett
RCB	23	Darrien Gordon (PRet)
FS	27	Steve Atwater
SS	34	Tyrone Braxton

1998

OFFENSE

WR	80	Rod Smith
LT	77	Tony Jones
LG	69	Mark Schlereth
C	66	Tom Nalen
RG	62	Dan Neil
RT	74	Harry Swayne
TE	84	Shannon Sharpe
QB	87	Ed McCaffrey
QB	7	John Elway
RB	30	Terrell Davis
FB	29	Howard Griffith
P	16	Tom Rouen
PK	1	Jason Elam
KRet	22	Vaughn Hebron

DEFENSE

LE	90	Neil Smith
LT	94	Keith Traylor
RT	93	Trevor Pryce
RE	98	Maa Tanuvasa
SLB	53	Bill Romanowski
MLB	59	Glenn Cadrez
WLB	51	John Mobley
LCB	39	Ray Crockett
RCB	21	Darrien Gordon (PRet)
FS	27	Steve Atwater
SS	34	Tyrone Braxton

1999

OFFENSE

WR	80	Rod Smith
LT	77	Tony Jones
LG	69	Mark Schlereth
C	66	Tom Nalen
RG	62	Dan Neil
RT	78	Matt Lepsis
TE	89	Dwayne Carswell
	84	Shannon Sharpe
WR	87	Ed McCaffrey
QB	14	Brian Griese
RB	22	Olandis Gary
	30	Terrell Davis
FB	29	Howard Griffith
P	16	Tom Rouen
PK	1	Jason Elam
KRet	21	Chris Watson
PRet	21	Chris Watson

DEFENSE

LE	90	Neil Smith
	98	Maa Tanuvasa
LT	94	Keith Traylor
RT	93	Trevor Pryce
RE	98	Maa Tanuvasa
	91	Alfred Williams
SLB	53	Bill Romanowski
MLB	56	Al Wilson
WLB	59	Glenn Cadrez
LCB	39	Ray Crockett
RCB	40	Dale Carter
FS	26	Eric Brown
SS	34	Tyrone Braxton

2000		2001		2002		2003	
OFFENSE		OFFENSE		OFFENSE		OFFENSE	
WR	80 Rod Smith	WR	80 Rod Smith	WR	80 Rod Smith	WR	80 Rod Smith
LT	77 Tony Jones	LT	70 Trey Teague	LT	74 Ephraim Salaam	LT	74 Ephraim Salaam
LG	69 Mark Schlereth	LG	64 Lennie Friedman	LG	50 Ben Hamilton (first 7)	LG	50 Ben Hamilton
	64 Lennie Friedman				79 Steve Herndon (last 9)		
C	66 Tom Nalen	C	66 Tom Nalen	C	66 Tom Nalen (first 7)	C	66 Tom Nalen
					50 Ben Hamilton (last 9)		
RG	62 Dan Neil	RG	62 Dan Neil	RG	62 Dan Neil	RG	62 Dan Neil
RT	78 Matt Lepsis	RT	78 Matt Lepsis	RT	78 Matt Lepsis	RT	78 Matt Lepsis
TE	89 Dwayne Carswell	TE	89 Dwayne Carswell	TE	84 Shannon Sharpe	TE	84 Shannon Sharpe
WR	87 Ed McCaffrey	WR	87 Ed McCaffrey (1)	WR	87 Ed McCaffrey	WR	87 Ed McCaffrey (8)
			85 Eddie Kennison (7)				85 Ashley Lelie (8)
			81 Keith Poole (3)				
			82 Kevin Kasper (4)				
QB	14 Brian Griese	QB	14 Brian Griese	QB	14 Brian Griese	QB	16 Jake Plummer
RB	38 Mike Anderson (12)	RB	30 Terrell Davis (8)	RB	26 Clinton Portis	RB	26 Clinton Portis
	30 Terrell Davis (4)		38 Mike Anderson (7)				
FB	29 Howard Griffith	FB	86 Patrick Hape (8)	FB	38 Mike Anderson	FB	38 Mike Anderson (10)
			37 Tony Carter (6)				34 Reuben Droughns (6)
P	16 Tom Rouen	P	16 Tom Rouen	P	4 Micah Knorr (last 8)	P	4 Micah Knorr
					16 Tom Rouen (first 8)		
PK	1 Jason Elam	PK	1 Jason Elam	PK	1 Jason Elam	PK	1 Jason Elam
KRet	24 Deltha O'Neal	KRet	84 Chris Cole	KRet	34 Reuben Droughns	KRet	81 Chris Cole
					83 Scottie Montgomery		34 Reuben Droughns
					82 Kevin Kasper		
PRet	24 Deltha O'Neal	PRet	24 Deltha O'Neal	PRet	24 Deltha O'Neal	PRet	24 Deltha O'Neal
DEFENSE		DEFENSE		DEFENSE		DEFENSE	
LE	98 Maa Tanuvasa	LE	97 Keith Washington	LE	93 Trevor Pryce	LE	93 Trevor Pryce
LT	94 Keith Traylor	LT	91 Chester McGlockton	LT	94 Lional Dalton	LT	68 Mario Fatafahi
RT	93 Trevor Pryce	RT	93 Trevor Pryce	RT	91 Chester McGlockton	RT	90 Darius Holland
RE	95 Kavika Pittman	RE	95 Kavika Pittman	RE	95 Kavika Pittman	RE	92 Bertrand Berry
SLB	53 Bill Romanowski	SLB	53 Bill Romanowski	SLB	51 John Mobley	SLB	57 Jashon Sykes (9)
							51 John Mobley (7)
MLB	56 Al Wilson	MLB	56 Al Wilson	MLB	56 Al Wilson	MLB	56 Al Wilson
WLB	51 John Mobley	WLB	51 John Mobley	WLB	52 Ian Gold	WLB	59 Donnie Spragan (8)
							52 Ian Gold (6)
LCB	39 Ray Crockett	LCB	24 Deltha O'Neal	LCB	24 Deltha O'Neal	LCB	35 Lenny Walls
RCB	27 Terrell Buckley	RCB	27 Denard Walker	RCB	27 Denard Walker	RCB	31 Kelly Herndon (11)
							24 Deltha O'Neal
FS	26 Eric Brown	FS	26 Eric Brown	FS	43 Izell Reese	FS	42 Sam Brandon (10)
SS	32 Billy Jenkins	SS	28 Kenoy Kennedy	SS	28 Kenoy Kennedy	SS	25 Nick Ferguson (6)
							28 Kenoy Kennedy
2004		2005		2006		2007	
OFFENSE		OFFENSE		OFFENSE		OFFENSE	
WR	80 Rod Smith	WR	80 Rod Smith	WR	80 Rod Smith	WR	15 Brandon Marshall
LT	78 Matt Lepsis	LT	78 Matt Lepsis	LT	64 Erik Pears (last 10)	LT	78 Matt Lepsis
					78 Matt Lepsis (first 6)		
LG	50 Ben Hamilton	LG	50 Ben Hamilton	LG	50 Ben Hamilton	LG	73 Chris Kuper (last 11)
							62 Chris Myers (first 5)
C	66 Tom Nalen	C	66 Tom Nalen	C	66 Tom Nalen	C	62 Chris Myers (last 11)
							66 Tom Nalen (first 5)
RG	62 Dan Neil (first 12)	RG	65 Cooper Carlisle	RG	65 Cooper Carlisle	RG	70 Montreae Holland
	65 Cooper Carlisle (last 4)						
RT	72 George Foster	RT	72 George Foster	RT	72 George Foster	RT	64 Erik Pears
TE	89 Dwayne Carswell (14)	TE	82 Stephen Alexander	TE	82 Stephen Alexander	TE	89 Daniel Graham
WR	85 Ashley Lelie	WR	85 Ashley Lelie	WR	84 Javon Walker	WR	14 Brandon Stokley
QB	16 Jake Plummer	QB	16 Jake Plummer	QB	16 Jake Plummer (first 11)	QB	6 Jay Cutler
					6 Jay Cutler (last 5)		
RB	34 Reuben Droughns (last 12)	RB	38 Mike Anderson	RB	26 Tatum Bell	RB	35 Selvin Young (8)
	22 Quentin Griffin (first 4)						20 Travis Henry (7)
FB	34 Reuben Droughns (3)	FB	39 Kyle Johnson	FB	39 Kyle Johnson	FB	37 Cecil Sapp
	39 Kyle Johnson (3)						
P	4 Micah Knorr	P	10 Todd Sauerbrun	P	3 Paul Ernster	P	10 Todd Sauerbrun
PK	1 Jason Elam	PK	1 Jason Elam	PK	1 Jason Elam	PK	1 Jason Elam
KRet	45 Roc Alexander	KRet	27 Darrent Williams	KRet	19 Brian Clark	KRet	23 Andre Hall
	10 Triandos Luke		45 Roc Alexander		11 Quincy Morgan		17 Glenn Martinez
	34 Reuben Droughns		81 Charlie Adams				
PRet	10 Triandos Luke	PRet	27 Darrent Williams	PRet	27 Darrent Williams	PRet	17 Glenn Martinez
	80 Rod Smith		81 Charlie Adams				
DEFENSE		DEFENSE		DEFENSE		DEFENSE	
LE	92 Marco Coleman	LE	98 Courtney Brown	LE	76 Kenard Lang	LE	60 John Engelberger
LT	68 Mario Fatafahi	LT	96 Michael Myers	LT	96 Michael Myers	LT	95 Sam Adams (11)
							79 Marcus Thomas (5)
RT	75 Monsanto Pope	RT	61 Gerard Warren	RT	61 Gerard Warren	RT	99 Alvin McKinley
RE	98 Reggie Hayward	RE	93 Trevor Pryce	RE	91 Ebenezer Ekuban	RE	92 Elvis Dumervil
SLB	59 Donnie Spragan	SLB	55 D.J. Williams	SLB	55 D.J. Williams	SLB	58 Nate Webster
MLB	56 Al Wilson	MLB	56 Al Wilson	MLB	56 Al Wilson	MLB	55 D.J. Williams
WLB	52 D.J. Williams	WLB	52 Ian Gold	WLB	52 Ian Gold	WLB	52 Ian Gold
LCB	24 Champ Bailey	LCB	24 Champ Bailey	LCB	24 Champ Bailey	LCB	24 Champ Bailey
RCB	31 Kelly Herndon	RCB	27 Darrent Williams (9)	RCB	27 Darrent Williams	RCB	32 Dré Bly
			22 Dominique Foxworth (7)				
FS	47 John Lynch	FS	47 John Lynch	FS	47 John Lynch	FS	47 John Lynch
SS	28 Kenoy Kennedy	SS	25 Nick Ferguson	SS	25 Nick Ferguson	SS	21 Hamza Abdullah (8)
							25 Nick Ferguson (7)

2008			2009			2010			2011		
OFFENSE			OFFENSE			OFFENSE			OFFENSE		
WR	15	Brandon Marshall	WR	15	Brandon Marshall	WR	15	Brandon Lloyd (11)	WR	87	Eric Decker
LT	78	Ryan Clady	LT	78	Ryan Clady	LT	78	Ryan Clady	LT	78	Ryan Clady
LG	50	Ben Hamilton	LG	50	Ben Hamilton (8)	LG	64	Stanley Daniels (4)	LG	68	Zane Beadles
				71	Russ Hochstein (8)		71	Russ Hochstein (4)			
C	62	Casey Wiegmann	C	62	Casey Wiegmann	C	50	J.D. Walton	C	50	J.D. Walton
RG	73	Chris Kuper	RG	73	Chris Kuper	RG	73	Chris Kuper	RG	73	Chris Kuper
RT	74	Ryan Harris	RT	74	Ryan Harris (8)	RT	74	Ryan Harris (10)	RT	74	Orlando Franklin
				76	Tyler Polumbus (8)		68	Zane Beadles (6)			
TE	89	Daniel Graham	TE	89	Daniel Graham	TE	88	Daniel Graham	TE	86	Daniel Fells
WR	19	Eddie Royal	WR	19	Eddie Royal	WR	10	Jabar Gaffney (11)	WR	19	Eddie Royal (8)
							19	Eddie Royal (10)			Demaryius Thomas (5)
QB	6	Jay Cutler	QB	8	Kyle Orton	QB	8	Kyle Orton	QB	15	Tim Tebow (11)
										8	Kyle Orton (5)
RB	35	Selvin Young (first 5)	RB	27	Knowshon Moreno (9)	RB	27	Knowshon Moreno	RB	23	Willis McGahee
	28	Michael Pittman (3)		28	Correll Buckhalter (7)						
	22	Peyton Hillis (3)									
FB	22	Peyton Hillis	TE	88	Tony Scheffler	FB	46	Spencer Larsen	FB	46	Spencer Larsen
P	1	Brett Kern	P	17	Mitch Berger (last 10)	P	4	Britton Colquitt	P	4	Britton Colquitt
				1	Brett Kern (first 6)						
PK	5	Matt Prater	PK	5	Matt Prater	PK	5	Matt Prater (12)	PK	5	Matt Prater
KRet	19	Eddie Royal	KRet	19	Eddie Royal	KRet	87	Eric Decker	KRet	17	Quan Cosby
	23	Andre Hall					88	Demaryius Thomas			
PRet	19	Eddie Royal	PRet	19	Eddie Royal	PRet	19	Eddie Royal	PRet	17	Quan Cosby
										19	Eddie Royal
DEFENSE			DEFENSE			DEFENSE			DEFENSE		
LE	60	John Engelberger (first 6)	LE	98	Ryan McBean	LE	97	Justin Bannan	LE	91	Robert Ayers
	91	Ebenezer Ekuban (last 10)									
LT	63	Dewayne Robertson	LDT	91	Ronald Fields	NT	77	Jamal Williams	DT	77	Brodrick Bunkley
RT	79	Marcus Thomas	RODT	90	Kenny Peterson	RE	99	Kevin Vickerson	DT	79	Marcus Thomas (10)
							98	Ryan McBean		99	Kevin Vickerson (4)
SLB	92	Elvis Dumervil	RE	57	Mario Haggan	OLB	56	Robert Ayers	RE	92	Elvis Dumervil
SLB	51	Jamie Winborn (10)	SLB	92	Elvis Dumervil	OLB	52	Jason Hunter (9)	SLB	58	Von Miller
MLB	58	Nate Webster	MLB	54	Andra Davis	ILB	55	D.J. Williams	MLB	51	Joe Mays
MLB	55	D.J. Williams	MLB	55	D.J. Williams	ILB	57	Mario Haggan (8)	MLB	55	D.J. Williams
							59	Wesley Woodyard (3)			
LCB	24	Champ Bailey (9)	LCB	24	Champ Bailey	LCB	24	Champ Bailey	LCB	24	Champ Bailey
RCB	32	Joshua Bell (5)	RCB	21	André Goodman	RCB	21	André Goodman (8)	RCB	21	André Goodman
		Dré Bly					32	Perrish Cox (8)			
FS	20	Marlon McCree (7)	FS	23	Renaldo Hill	FS	23	Renaldo Hill	FS	20	Quinton Carter (8)
	37	Calvin Lowry (3)								26	Rahim Moore (7)
	39	Vernon Fox (2)									
	36	Josh Barrett (2)									
SS	33	Marquand Manuel	SS	20	Brian Dawkins	SS	20	Brian Dawkins	SS	20	Brian Dawkins
2012			2013			2014			2015		
OFFENSE			OFFENSE			OFFENSE			OFFENSE		
WR	88	Demaryius Thomas	WR	88	Demaryius Thomas	WR	88	Demaryius Thomas	WR	88	Demaryius Thomas
LT	78	Ryan Clady	LT	75	Chris Clark (13)	LT	78	Ryan Clady	LT	68	Ryan Harris (13)
LG	68	Zane Beadles	LG	68	Zane Beadles	LG	74	Orlando Franklin	LG	69	Ty Sambrallo (3)
										68	Evan Mathis (12)
C	67	Dan Koppen (12)	C	66	Manny Ramirez	C	66	Manny Ramirez (first 8)	C	61	Max Garcia (4)
	50	J.D. Walton					64	Will Montgomery (last 8)			
RG	65	Manny Ramirez (11)	RG	65	Louis Vasquez	RG	65	Louis Vasquez (first 8)	RG	65	Louis Vasquez
RT	73	Chris Kuper (5)	RT	74	Orlando Franklin	RT	66	Manny Ramirez (last 8)	RT	79	Michael Schofield (13)
		Orlando Franklin					65	Louis Vasquez (last 8)		68	Ryan Harris (3)
TE	81	Joel Dreessen (15)	TE	80	Julius Thomas (13)	TE	80	Julius Thomas (10)	TE	81	Owen Daniels
WR	84	Jacob Tamme (8)	TE	85	Virgil Green (4)	TE	85	Virgil Green (9)			
WR	87	Eric Decker	WR	87	Eric Decker	WR	83	Emmanuel Sanders	WR	10	Emmanuel Sanders
	14	Brandon Stokley (9)	WR	83	Wes Welker (13)		82	Wes Welker (9)		11	Jordan Norwood (5)
QB	18	Peyton Manning	QB	18	Peyton Manning	QB	18	Peyton Manning	QB	18	Peyton Manning (9)
										17	Brock Osweiler (7)
RB	23	Willis McGahee (6)	RB	27	Knowshon Moreno	RB	22	C.J. Anderson (last 7)	RB	23	Ronnie Hillman (10)
	27	Knowshon Moreno (6)					28	Ronnie Hillman (4)		22	C.J. Anderson (6)
							28	Montee Ball (3)			
PK	4	Britton Colquitt	PK	4	Britton Colquitt	PK	4	Britton Colquitt	PK	4	Britton Colquitt
		Matt Prater			Matt Prater			Brandon McManus (first 11)			Brandon McManus
KRet	11	Trindon Holliday	KRet	11	Trindon Holliday	KRet	11	Conor Bath (last 5)	KRet	31	Omar Bolden
	31	Omar Bolden		12	Andre Caldwell			Omar Bolden		12	Omar Bolden
PRet	11	Trindon Holliday	PRet	11	Trindon Holliday	PRet	19	Isaiah Burse	PRet	10	Emmanuel Sanders
	36	Jim Leonhard		83	Wes Welker		83	Wes Welker			
DEFENSE			DEFENSE			DEFENSE			DEFENSE		
LE	95	Derek Wolfe	LE	95	Derek Wolfe (11)	LE	95	Derek Wolfe	DE	95	Derek Wolfe (12)
										96	Vance Walker (4)
DT	97	Malik Jackson (5)	DT	99	Kevin Vickerson (11)	DT	92	Sylvester Williams (13)	DT	92	Sylvester Williams
							97	Malik Jackson (3)	NT	97	Malik Jackson
NT	97	Justin Bannan	NT	94	Terrance Knighton	NT	98	Terrance Knighton	SLB	58	Von Miller
RE	92	Elvis Dumervil	RE	90	Shaun Phillips (12)	RE	94	DeMarcus Ware	SLB	54	DeMarcus Ware (10)
									WB	98	Shaquil Barrett (6)
SLB	91	Robert Ayers (3)	SLB	58	Von Miller (9)	SLB	58	Von Miller	ILB	48	Brandon Marshall
	58	Von Miller									
MLB	57	Keith Brooking (12)	MLB	52	Wesley Woodyard (10)	MLB	56	Nate Irving (first 8)	ILB	59	Danny Trevathan
	51	Joe Mays (4)		51	Paris Lenon (6)		53	Steven Johnson (7)			
LCB	24	Champ Bailey	LCB	25	Chris Harris Jr. (10)	LCB	21	Aqib Talib	LCB	21	Aqib Talib
	24	Champ Bailey (3)									
RCB	25	Chris Harris (11)	RCB	45	D. Rodgers-Cromartie	RCB	25	Chris Harris Jr.	RCB	25	Chris Harris Jr.
	22	Tracy Porter (4)									
FS	26	Rahim Moore	FS	26	Rahim Moore (10)	FS	26	Rahim Moore	FS	26	Darian Stewart
				20	Mike Adams (6)						
SS	20	Mike Adams	SS	33	Duke Ihenachio	SS	43	T.J. Ward	SS	43	T.J. Ward





Denver 24, Carolina 10

Sunday, Feb. 7, 2016 • 3:39 p.m. PST • Levi's Stadium • Santa Clara, Calif.

WEATHER: Sunny, 76°, Wind NW 16 mph • TIME: 3:43 • ATTENDANCE: 71,088

Super Bowl 50

Behind a ruthless defense led by MVP Von Miller and his 2.5-sack, two-forced fumble performance, the Denver Broncos claimed their third world championship by beating the Carolina Panthers 24-10 in Super Bowl 50 at Levi's Stadium in Santa Clara, Calif.

At age 39, quarterback Peyton Manning became the oldest starting quarterback to win a Super Bowl and the first in NFL history to win a Super Bowl with two different teams. The Super Bowl 50 victory also gave Manning his 200th career win, passing Hall of Famer Brett Favre for the most combined victories in league history.

John Elway, the architect of Denver's World Championship team, earned his third Super Bowl win and his first as an executive. Gary Kubiak, in his initial season leading the Broncos, also made history by becoming the first person to play in and serve as the head coach for the same franchise in the Super Bowl.

Denver's defense would post seven sacks and four turnovers, holding the league's No. 1 ranked scoring offense to 10 points.

Broncos kicker Brandon McManus put the Broncos on the board on the team's first drive before Denver's defense took over. Helped by the special teams unit which pinned Carolina deep in its own territory, Miller strip-sacked quarterback Cam Newton and defensive end Malik Jackson recovered in the endzone to record only the seventh fumble recovery for a touchdown in Super Bowl history.

After a Carolina touchdown and McManus' second field goal—which was set up by Jordan Norwood's Super Bowl-record 61-yard punt return—the Broncos entered halftime with a 13-7 lead.

The Broncos maintained their edge in the third quarter thanks to a missed Panthers field goal and a 30-yard kick from McManus. Safety T.J. Ward thwarted another Panthers' scoring opportunity by intercepting Newton at the Denver 10-yard line. Though Ward fumbled on the return, linebacker Danny Trevathan recovered to keep possession.

The Panthers opened the fourth quarter with a strip-sack of Manning, which they quickly turned into points on a 39-yarder from kicker Graham Gano to narrow the score to 16-10.

With less than five minutes on the clock, Miller strip-sacked Newton for the second time and Ward recovered to give Denver possession at the Panthers' 4-yard line.

Running back C.J. Anderson found the end zone four plays later on a 2-yard run, and Manning connected with receiver Bennie Fowler for the two-point conversion to clinch the Super Bowl 50 win.

Following the game, in a moment of tribute to Super Bowl XXXII and in celebration of Owner Pat Bowlen's third World Championship, Elway stood at midfield, lifted the Lombardi Trophy to the sky and shouted, 'This one's for Pat!'

OFFICIALS:

Referee — Clete Blakeman (34); **Umpire** — Jeff Rice (44); **Head Linesman** — Wayne Mackie (106); **Line Judge** — Rusty Baynes (59); **Side Judge** — Scott Edwards (3); **Field Judge** — Boris Cheek(41); **Back Judge** — Keith Ferguson (61); **Replay** — Charles Stewart.

DENVER BRONCOS

OFFENSE

WR 88 D. Thomas
LT 68 R. Harris
LG 69 E. Mathis
C 61 M. Paradis
RG 65 L. Vasquez
RT 79 M. Schofield
TE 81 O. Daniels
WR 10 E. Sanders
RB 22 C. Anderson
QB 18 P. Manning
TE 80 V. Davis

DEFENSE

DE 95 D. Wolfe
NT 92 S. Williams
DE 97 M. Jackson
SLB 58 V. Miller
WLB 54 D. Ware
ILB 94 B. Marshall
ILB 59 D. Trevathan
LCB 21 A. Talib
RCB 25 C. Harris Jr.
SS 43 T. Ward
FS 26 D. Stewart

BRONCOS SUBSTITUTIONS: P 4 B.Colquitt, K 8 B.McManus, WR 11 J.Norwood, WR 12 A.Caldwell, WR 14 C.Latimer, WR 16 B.Fowler, S 20 J.Bush, RB 23 R.Hillman, CB 29 B.Roby, DB 33 S.Keo, CB 36 K.Webster, LS 46 A.Brewer, OLB 48 S.Barrett, ILB 51 T.Davis, ILB 52 C.Nelson, OLB 55 L.McCray, OLB 56 S.Ray, C/G 73 M.Garcia, T 76 T.Polumbus, TE 85 V.Green, DE 90 A.Smith, DE 96 V.Walker. **DID NOT PLAY:** QB 17 B.Osweller, C 53 J.Ferentz. **INACTIVE:** QB 13 T.Siemian, CB 37 L.Doss, CB 39 T.Nixon, RB 40 J.Thompson, C 67 S.Brenner, G 70 R.Myers Jr., NT 98 D.Kilgo.

CAROLINA PANTHERS

OFFENSE

OL 60 Da. Williams
LT 73 M. Oher
LG 68 A. Norwell
C 67 R. Kalil
RG 70 T. Turner
RT 74 M. Remmers
TE 88 G. Olsen
WR 17 D. Funchess
QB 1 C. Newton
TE 84 E. Dickson
RB 28 J. Stewart

DEFENSE

LDE 95 C. Johnson
LDT 98 S. Lotulelei
RDT 99 K. Short
RDE 69 J. Allen
SLB 54 S. Thompson
MLB 59 L. Kuechly
WLB 58 T. Davis
LCB 27 R. McClain
RBC 24 J. Norman
SS 41 R. Harper
FS 20 K. Coleman

PANTHERS SUBSTITUTIONS: P 8 B.Nortman, K 9 G.Gano, WR 10 C.Brown, QB 14 J.Webb, WR 19 T.Ginn, CB 21 T.Williams, CB 26 C.Finnegan, S 33 T.Boston, FB 35 M.Tolbert, S 42 C.Jones, RB 4 F.Whittaker, LS 44 J.Jansen, LB 53 B.Jacobs, LB 55 D.Mayo, LB 56 A.Klein, G 61 F.Velasco, G 79 C.Scott, TE 80 S.Simonson, WR 82 J.Cotchery, DT 92 D.Edwards, DT 93 K.Love, DE 94 K.Ealy, DE 97 M.Addison. **DID NOT PLAY:** QB 3 D.Anderson. **INACTIVE:** WR 11 B.Bersin, DB 22 L.Young, S 29 D.Marlowe, RB 36 B.Wegher, RB 34 C.Artis-Payne, WR 81 K.Norwood, DE 91 R.Delaire.

		1	2	3	4	OT	TOTAL	FIELD GOALS (made () missed)	
VISITOR	Carolina Panthers	0	7	0	3	0	10	G. Gano 44RU (39)	
HOME	Denver Broncos	10	3	3	8	0	24	B. McManus (34) (33) (30)	
Team	Qtr	Clock Time	PLAY DESCRIPTION (Extra Point) (Drive Info)					SCORE	
								Visitor	Home
BRONCOS	1	10:43	B. McManus 34 yd. Field Goal (10-64, 4:17)					0	3
BRONCOS	1	6:27	M. Jackson fumble recovery in end zone (B. McManus kick)					0	10
PANTHERS	2	11:25	J. Stewart 1 yd. run (G. Gano kick) (9-73, 4:50)					7	10
BRONCOS	2	6:58	B. McManus 33 yd. Field Goal (4--1, 2:13)					7	13
BRONCOS	3	8:18	B. McManus 30 yd. Field Goal (7-54, 2:30)					7	16
PANTHERS	4	10:21	G. Gano 39 yd. Field Goal (6-29, 2:56)					10	16
BRONCOS	4	3:08	C. Anderson 2 yd. run (P. Manning pass to B. Fowler) (3-4, 0:56)					10	24

FINAL INDIVIDUAL STATISTICS

Carolina Panthers										Denver Broncos																								
RUSHING	ATT	YDS	AVG	LG	TD	RUSHING	ATT	YDS	AVG	LG	TD	RUSHING	ATT	YDS	AVG	LG	TD	RUSHING	ATT	YDS	AVG	LG	TD											
C. Newton	6	45	7.5	14	0	C. Anderson	23	90	3.9	34	1	C. Newton	41	18	265	6/64	0	45	1	55.4	1	55.4	1											
J. Stewart	12	29	2.4	12	1	R. Hillman	5	0	0.0	3	0	J. Stewart	0	0	1/4	0	—	0	0.0	0	0.0	0												
F. Whitaker	4	26	6.5	15	0							F. Whitaker	0	0	1/4	0	—	0	0.0	0	0.0	0												
M. Tolbert	5	18	3.6	11	0							M. Tolbert	0	0	1/4	0	—	0	0.0	0	0.0	0												
TOTAL	27	118	4.4	15	1	TOTAL	28	90	3.2	34	1	TOTAL	41	18	265	7/68	0	45	1	55.4	1	55.4	1											
PASSING	ATT	CMP	YDS	TKD/YD	TD	LG	IN	Rtg.	PASSING	ATT	CMP	YDS	TKD/YD	TD	LG	IN	Rtg.	PASSING	ATT	CMP	YDS	TKD/YD	TD	LG	IN	Rtg.								
C. Newton	41	18	265	6/64	0	45	1	55.4	P. Manning	23	13	141	5/37	0	25	1	56.6	C. Newton	41	18	265	7/68	0	45	1	55.4								
T. Ginn Jr.	0	0	0	0	0	—	0	0.0										T. Ginn Jr.	0	0	0	0	0	—	0	0.0								
TOTAL	41	18	265	7/68	0	45	1	55.4	TOTAL	23	13	141	5/37	0	25	1	56.6	TOTAL	41	18	265	7/68	0	45	1	55.4								
PASS RECEIVING	NO	YDS	AVG	LG	TD	PASS RECEIVING	NO	YDS	AVG	LG	TD	PASS RECEIVING	NO	YDS	AVG	LG	TD	PASS RECEIVING	NO	YDS	AVG	LG	TD	PASS RECEIVING	NO	YDS	AVG	LG	TD					
C. Brown	4	80	20.0	42	0	E. Sanders	6	83	13.8	25	0	C. Brown	4	80	20.0	42	0	E. Sanders	6	83	13.8	25	0	C. Brown	4	80	20.0	42	0					
T. Ginn Jr.	4	74	18.5	45	0	C. Anderson	4	10	2.5	7	0	T. Ginn Jr.	4	74	18.5	45	0	C. Anderson	4	10	2.5	7	0	T. Ginn Jr.	4	74	18.5	45	0					
G. Olsen	4	41	10.3	19	0	A. Caldwell	1	22	22.0	22	0	G. Olsen	4	41	10.3	19	0	A. Caldwell	1	22	22.0	22	0	G. Olsen	4	41	10.3	19	0					
D. Funchess	2	40	20.0	24	0	O. Daniels	1	18	18.0	18	0	D. Funchess	2	40	20.0	24	0	O. Daniels	1	18	18.0	18	0	D. Funchess	2	40	20.0	24	0					
J. Cotchery	2	17	8.5	11	0	D. Thomas	1	8	8.0	8	0	J. Cotchery	2	17	8.5	11	0	D. Thomas	1	8	8.0	8	0	J. Cotchery	2	17	8.5	11	0					
F. Whitaker	1	14	14.0	8	0							F. Whitaker	1	14	14.0	8	0							F. Whitaker	1	14	14.0	8	0					
J. Stewart	1	-1	-1.0	-1	0							J. Stewart	1	-1	-1.0	-1	0							J. Stewart	1	-1	-1.0	-1	0					
TOTAL	18	265	14.7	45	0	TOTAL	13	141	10.8	25	0	TOTAL	18	265	14.7	45	0	TOTAL	13	141	10.8	25	0	TOTAL	18	265	14.7	45	0					
INTERCEPTIONS	NO	YDS	AVG	LG	TD	INTERCEPTIONS	NO	YDS	AVG	LG	TD	INTERCEPTIONS	NO	YDS	AVG	LG	TD	INTERCEPTIONS	NO	YDS	AVG	LG	TD	INTERCEPTIONS	NO	YDS	AVG	LG	TD					
K. Ealy	1	19	19.0	19	0	T. Ward	1	-3	-3.0	-3	0	K. Ealy	1	19	19.0	19	0	T. Ward	1	-3	-3.0	-3	0	K. Ealy	1	19	19.0	19	0					
TOTAL	1	19	19.0	19	0	TOTAL	1	-3	-3.0	-3	0	TOTAL	1	19	19.0	19	0	TOTAL	1	-3	-3.0	-3	0	TOTAL	1	19	19.0	19	0					
PUNTING	NO	YDS	AVG	NET	TB	IN20	LG	PUNTING	NO	YDS	AVG	NET	TB	IN20	LG	PUNTING	NO	YDS	AVG	NET	TB	IN20	LG	PUNTING	NO	YDS	AVG	NET	TB	IN20	LG			
B. Nortman	7	315	45.0	33.4	1	1	61	B. Colquitt	8	367	45.9	45.6	0	2	54	B. Nortman	7	315	45.0	33.4	1	1	61	B. Colquitt	8	367	45.9	45.6	0	2	54			
TOTAL	7	315	45.0	33.4	1	1	61	TOTAL	8	367	45.9	45.6	0	2	54	TOTAL	7	315	45.0	33.4	1	1	61	TOTAL	8	367	45.9	45.6	0	2	54			
PUNT RETURNS	NO	YDS	AVG	FC	LG	TD	PUNT RETURNS	NO	YDS	AVG	FC	LG	TD	PUNT RETURNS	NO	YDS	AVG	FC	LG	TD	PUNT RETURNS	NO	YDS	AVG	FC	LG	TD	PUNT RETURNS	NO	YDS	AVG	FC	LG	TD
T. Ginn Jr.	3	2	0.7	2	3	0	J. Norwood	1	61	61.0	3	61	0	T. Ginn Jr.	3	2	0.7	2	3	0	J. Norwood	1	61	61.0	3	61	0	T. Ginn Jr.	3	2	0.7	2	3	0
[OUT OF BOUNDS]	3	0	0.0	0	—	0	E. Sanders	0	0	0.0	1	—	0	[OUT OF BOUNDS]	3	0	0.0	0	—	0	E. Sanders	0	0	0.0	1	—	0	[OUT OF BOUNDS]	3	0	0.0	0	—	0
							[DOWNED]	1	0	0.0	0	—	0																					
							[TOUCHBACK]	1	0	0.0	0	—	0																					
RETURNS	3	2	0.7	2	3	0	RETURNS	1	61	61.0	4	61	0	RETURNS	3	2	0.7	2	3	0	RETURNS	1	61	61.0	4	61	0	RETURNS	3	2	0.7	2	3	0
KICKOFF RETURNS	NO	YDS	AVG	FC	LG	TD	KICKOFF RETURNS	NO	YDS	AVG	FC	LG	TD	KICKOFF RETURNS	NO	YDS	AVG	FC	LG	TD	KICKOFF RETURNS	NO	YDS	AVG	FC	LG	TD	KICKOFF RETURNS	NO	YDS	AVG	FC	LG	TD
J. Webb	1	24	24.0	0	24	0	A. Caldwell	2	42	21.0	0	24	0	J. Webb	1	24	24.0	0	24	0	A. Caldwell	2	42	21.0	0	24	0	J. Webb	1	24	24.0	0	24	0
F. Whitaker	1	18	18.0	0	18	0	[TOUCHBACK]	1	0	0.0	0	—	0	F. Whitaker	1	18	18.0	0	18	0	[TOUCHBACK]	1	0	0.0	0	—	0	F. Whitaker	1	18	18.0	0	18	0
[TOUCHBACK]	4	0	0.0	0	—	0								[TOUCHBACK]	4	0	0.0	0	—	0							[TOUCHBACK]	4	0	0.0	0	—	0	
RETURNS	2	42	21.0	0	24	0	RETURNS	2	42	21.0	0	24	0	RETURNS	2	42	21.0	0	24	0	RETURNS	2	42	21.0	0	24	0	RETURNS	2	42	21.0	0	24	0
Carolina Panthers	Fum	Lost	Own Rec.	Yds	TD	FF	Opp. Rec.	Yds	TD	Out Bnds	Denver Broncos	Fum	Lost	Own Rec.	Yds	TD	FF	Opp. Rec.	Yds	TD	Out Bnds	Carolina Panthers	Fum	Lost	Own Rec.	Yds	TD	FF	Opp. Rec.	Yds	TD	Out Bnds		
FUMBLES	1	1	0	0	0	1	0	0	0	0	FUMBLES	2	1	1	0	0	0	0	0	0	0	0	FUMBLES	1	1	0	0	0	1	0	0	0	0	
M. Tolbert	0	0	0	0	0	0	0	0	0	0	P. Manning	1	0	0	0	0	0	0	0	0	0	M. Tolbert	0	0	0	0	0	0	0	0	0	0		
C. Newton	2	2	0	0	0	1	0	0	0	0	T. Ward	0	0	0	0	0	0	0	1	5	0	C. Newton	2	2	0	0	0	1	0	0	0	0		
K. Ealy	0	0	0	0	0	1	1	0	0	0	D. Trevathan	0	0	1	0	0	0	0	1	0	0	K. Ealy	0	0	0	0	0	0	0	0	0	0		
C. Johnson	0	0	0	0	0	0	0	0	0	0	V. Miller	0	0	0	0	0	2	0	0	0	0	C. Johnson	0	0	0	0	0	0	0	0	0	0		
											S. Ray	0	0	0	0	0	1	0	0	0	0													
											D. Stewart	0	0	0	0	0	1	0	0	0	0													
											M. Jackson	0	0	0	0	0	0	1	0	0	0													
TOTAL	4	3	1	0	0	3	1	0	0	0	TOTAL	3	1	2	0	0	4	3	5	1	0	TOTAL	4	3	1	0	0	3	1	0	0	0		

FINAL TEAM STATISTICS											
	PANTHERS			BRONCOS				PANTHERS		BRONCOS	
TOTAL FIRST DOWNS	21		11	FGs - PATs Had Blocked				0-0		0-0	
By Rushing	8		4	Net Punting Average				33.4		45.6	
By Passing	10		5	TOTAL RETURN YARDAGE (Not Including Kickoffs)				21		58	
By Penalty	3		2	No. and Yards Punt Returns				3-2		1-61	
THIRD DOWN EFFICIENCY	3-15-20%		1-14-7%	No. and Yards Kickoff Returns				2-42		2-42	
FOURTH DOWN EFFICIENCY	0-0-0%		0-0-0%	No. and Yards Interception Returns				1-19		1-3	
TOTAL NET YARDS	315		194	PENALTIES Number and Yards				12-102		6-51	
Total Offensive Plays (inc. times thrown passing)	75		56	FUMBLES Number and Lost				4-3		3-1	
Average gain per offensive play	4.2		3.5	TOUCHDOWNS				1		2	
NET YARDS RUSHING	118		90	Rushing				1		1	
Total Rushing Plays	27		28	Passing				0		0	
Average gain per rushing play	4.4		3.2	Fumbles				1		0	
Tackles for a loss-number and yards	1-1		4-7	EXTRA POINTS Made-Attempts				1-1		2-2	
NET YARDS PASSING	197		104	Kicking Made-Attempts				1-1		1-1	
Times thrown - yards lost attempting to pass	7-68		5-37	Passing Made-Attempts				0-0		1-1	
Gross yards passing	265		141	FIELD GOALS Made-Attempts				1-2		3-3	
PASS ATTEMPTS-COMPLETIONS-HAD INTERCEPTED	41-18-1		23-13-1	RED ZONE EFFICIENCY				1-2-50%		1-4-25%	
Avg gain per pass play (inc.# thrown passing)	4.1		3.7	GOAL TO GO EFFICIENCY				1-1-100%		1-1-100%	
KICKOFFS Number-In End Zone-Touchbacks	3-2-1		6-5-4	SAFETIES				0		0	
PUNTS Number and Average	7-45.0		8-45.9	FINAL SCORE				10		24	
Had Blocked	0		0	TIME OF POSSESSION				32:47		27:13	

BRONCOS DEFENSIVE STATISTICS

(Press Box Totals)																										
PLAYER	UT	A	TT	S-YDS	I-YDS	PD	FF	FR	PLAYER	UT	A	TT	S-YDS	I-YDS	PD	FF	FR									
D. Trevathan	4	4	8	0-0	0-0	0	0	2	D. Stewart	3	0	3	1-8	0-0	2	1	0									
T. Ward	4	3	7	0-0	1-3	0	0	0	S. Ray	2	0	2	0-0	0-0	1	1	0									
V. Miller	5	1	6	2.5-27	0-0	1	2	0	B. Boly	2	0	2	0-0	0-0	0	0	0									
C. Harris Jr.	5	0	5	1-4	0-0	0	0	0	J. Bush	2	0	2	0-0	0-0	3	0	0									
M. Jackson	5	0	5	0-0	0-0	0	0	1	S. Williams	1	1	2	0-0	0-0	1	0	0									
A. Talib	5	0	5	0-0	0-0	2	0	0	V. Walker	1	1	2	0-0	0-0	0	0	0									
D. Ware	5	2	5	2-24	0-0	0	0	0	C. Nelson	1	0	1	0-0	0-0	0	0	0									
D. Wolfe	3	2	5	0.5-5	0-0	0	0	0	TEAM TOTALS									48	17	65	7-68	1-3	10	4	4	
B. Marshall	2	3	5	0-0	0-0	0	0	0																		



Denver 20, New England 18

Sunday, Jan. 24, 2016 • 1:05 p.m. MST • Sports Authority Field at Mile High • Denver

WEATHER: Mostly Sunny, Gusts to 12 mph, 46°, Wind N 6 mph • TIME: 3:29 • ATTENDANCE: 77,112

2015 AFC Championship

In the 17th all-time meeting between quarterbacks Peyton Manning and Tom Brady, the Denver Broncos held off a late rally to defeat the New England Patriots 20-18 at Sports Authority Field at Mile High, earning their NFL record-tying eighth trip to the Super Bowl and seventh appearance under Owner Pat Bowlen.

Gary Kubiak became just the seventh head coach to reach the Super Bowl in his first year with a team, and Manning earned his fourth world championship berth, tying him for the third-most Super Bowl appearances by a quarterback.

On the Broncos' opening possession, Manning directed the offense 83 yards on 11 plays, finding tight end Owen Daniels as he crossed the goal line for a 21-yard touchdown.

Later in the first quarter, the Patriots capitalized on a Broncos fumble at the Denver 22-yard-line, scoring on a one-yard run two plays later. However, kicker Stephen Gostkowski's extra point attempt sailed wide right, allowing Denver to preserve its lead.

After a three-and-out, the Broncos pinned the Patriots deep in their own territory. On second-and-10 from the 13, Brady looked for tight end Rob Gronkowski, but Broncos linebacker Von Miller intercepted the route to give Manning and the offense possession at the New England 12-yard-line.

Manning found Daniels again, this time for a 12-yard touchdown in the corner of the end zone, to stretch the Denver lead to 14-6.

New England added a 46-yard field goal with 7:02 left in the first half and was looking to take the lead when Brady was intercepted again, this time by safety Darian Stewart at the Denver 36-yard-line.

Broncos kicker Brandon McManus converted a 52-yard field goal just before halftime, putting Denver up 17-9 at the break.

The third quarter proved to be a defensive battle between the teams as the only points came off the foot of Gostkowski on a 38-yard field goal. McManus added another field goal at the start of the fourth quarter (31 yards) to give Denver a 20-12 advantage with 10:02 remaining in the game.

In crunch time, the Patriots put together back-to-back drives into the red zone, but the Broncos' defense held up on fourth down both times to maintain its eight-point lead.

With less than two minutes remaining, Brady kept the Patriots alive on fourth-and-10 by hitting Gronkowski for a 40-yard completion to the Broncos' 10-yard line.

On fourth-and-4 from the Denver 4-yard-line, Brady finally connected with Gronkowski in the end zone for a touchdown with 0:12 remaining on the clock, but cornerback Bradley Roby intercepted Brady's two-point conversation attempt to help seal the victory and propel the Broncos to Super Bowl 50.

OFFICIALS:

Referee — Ed Hochuli (85); Umpire — Richard Hall (49); Head Linesman — Mark Hittner (28); Line Judge — Carl Johnson (101); Side Judge — Allen Baynes (56); Field Judge — Droyl Prieoleau (109); Back Judge — Tony Steratore (112); Replay — Bob McGrath.

DENVER BRONCOS

OFFENSE

WR 88 D. Thomas
LT 68 R. Harris
LG 69 E. Mathis
C 61 M. Paradis
RG 65 L. Vasquez
RT 79 M. Schofield
TE 81 O. Daniels
WR 10 E. Sanders
RB 23 R. Hillman
QB 18 P. Manning
TE 85 V. Green

DEFENSE

DE 95 D. Wolfe
NT 92 S. Williams
DE 97 M. Jackson
SLB 58 V. Miller
ILB 54 D. Ware
WLB 94 B. Marshall
ILB 59 D. Trevathan
LCB 21 A. Talib
RCB 25 C. Harris Jr.
SS 43 T. Ward
FS 26 D. Stewart

BRONCOS SUBSTITUTIONS: P 4 B. Colquitt, K 8 B. McManus, WR 11 J. Norwood, WR 12 A. Caldwell, WR 14 C. Latimer, WR 16 B. Fowler, S 20 J. Bush, RB 22 C. Anderson, CB 29 B. Roby, DB 33 S. Keo, CB 36 K. Webster, LS 46 A. Brewer, OLB 48 S. Barrett, ILB 51 T. Davis, ILB 52 C. Nelson, C 53 J. Ferentz, OLB 55 L. McCray, OLB 56 S. Ray, C/G 73 M. Garcia, T 76 T. Polumbus, TE 80 V. Davis, DE 90 A. Smith, DE 96 V. Walker. **DID NOT PLAY:** QB 17 B. Osweiler. **INACTIVE:** QB 13 T. Siemian, CB 37 L. Doss, CB 39 T. Nixon, RB 40 J. Thompson, C 67 S. Brenner, G 70 R. Myers Jr., NT 98 D. Kilgo.

NEW ENGLAND PATRIOTS

OFFENSE

WR 80 D. Amendola
LT 76 S. Vollmer
LG 67 J. Kline
C 66 B. Stork
RG 69 S. Mason
RT 61 M. Cannon
TE 87 R. Gronkowski
WR 11 J. Edelman
QB 12 T. Brady
RB 28 J. White
TE 85 M. Williams

DEFENSE

LE 50 R. Ninkovich
DT 97 A. Branch
DT 90 M. Brown
RE 95 C. Jones
LB 91 J. Collins
LB 54 D. Hightower
RCB 26 L. Ryan
LCB 21 M. Butler
S 23 P. Chung
S 32 D. McCourty
DB 30 D. Harmon

PATRIOTS SUBSTITUTIONS: K 3 S. Gostkowski, P 6 R. Allen, WR 18 M. Slater, WR 19 B. LaFell, DB 22 J. Coleman, DB 36 B. King, DB 37 J. Richards, RB 38 B. Bolden, RB 39 S. Jackson, DB 43 N. Ebron, LS 49 J. Cardona, OLB 52 D. Watson, LB 53 D. Fleming, LB 55 J. Freeny, C 60 D. Andrews, OL 71 C. Fleming, DL 72 A. Hicks, WR 82 K. Martin, TE 88 S. Chandler, DL 93 J. Sheard, DL 96 S. Silga. **DID NOT PLAY:** QB 10 J. Garoppolo, DB 34 L. Johnson, LB 45 K. Snyder. **INACTIVE:** WR 14 C. Harper, DB 27 T. Wilson, LB 58 J. Bostic, G 63 T. Jackson, OL 68 L. Waddle, NT 70 I. Kitchen, DL 92 G. Grissom.

		1	2	3	4	OT	TOTAL	FIELD GOALS (made () missed)
VISITOR	New England Patriots	6	3	3	6	0	18	S. Gostkowski (46) (38)
HOME	Denver Broncos	7	10	0	3	0	20	B. McManus (52) (31)

Team	Qtr	Clock Time	PLAY DESCRIPTION (Extra Point) (Drive Info)	SCORE Visitor	Home
BRONCOS	1	7:32	O. Daniels 21 yd. pass from P. Manning (B. McManus kick) (11-83, 5:30)	0	7
PATRIOTS	1	1:49	S. Jackson 1 yd. run (kick failed, wr) (2-22, 0:34)	6	7
BRONCOS	2	13:46	O. Daniels 12 yd. pass from P. Manning (B. McManus kick) (3-16, 0:49)	6	14
PATRIOTS	2	7:02	S. Gostkowski 46 yd. Field Goal (13-48, 6:44)	9	14
BRONCOS	2	0:33	B. McManus 52 yd. Field Goal (6-23, 1:13)	9	17
PATRIOTS	3	10:26	S. Gostkowski 38 yd. Field Goal (8-47, 2:49)	12	17
BRONCOS	4	10:02	B. McManus 31 yd. Field Goal (10-48, 4:58)	12	20
PATRIOTS	4	0:12	R. Gronkowski 4 yd. pass from T. Brady (pass failed) (8-50, 1:40)	18	20

FINAL INDIVIDUAL STATISTICS

New England Patriots										Denver Broncos															
RUSHING	ATT	YDS	AVG	LG	TD	RUSHING	ATT	YDS	AVG	LG	TD	RUSHING	ATT	YDS	AVG	LG	TD	RUSHING	ATT	YDS	AVG	LG	TD		
T. Brady	3	13	4.3	11	0	C. Anderson	16	72	4.5	30	0	T. Brady	3	13	4.3	11	0	C. Anderson	16	72	4.5	30	0		
B. Bolden	5	12	2.4	4	0	R. Hillman	11	16	1.5	7	0	B. Bolden	5	12	2.4	4	0	R. Hillman	11	16	1.5	7	0		
J. White	5	11	2.2	8	0	P. Manning	3	11	3.7	12	0	J. White	5	11	2.2	8	0	P. Manning	3	11	3.7	12	0		
S. Jackson	4	8	2.0	5	1							S. Jackson	4	8	2.0	5	1								
TOTAL	17	44	2.6	11	1	TOTAL	30	99	3.3	30	1	TOTAL	17	44	2.6	11	1	TOTAL	30	99	3.3	30	1		
PASSING	ATT	CMP	YDS	TD	LG	IN	Rtg.	PASSING	ATT	CMP	YDS	TD	LG	IN	Rtg.	PASSING	ATT	CMP	YDS	TD	LG	IN	Rtg.		
T. Brady	56	27	310	4/18	1	40	56.4	P. Manning	32	17	176	3/31	2	34	0	T. Brady	56	27	310	4/18	1	40	56.4		
TOTAL	56	27	310	4/18	1	40	56.4	TOTAL	32	17	176	3/31	2	34	0	TOTAL	56	27	310	4/18	1	40	56.4		
PASS RECEIVING	NO	YDS	AVG	LG	TD	PASS RECEIVING	NO	YDS	AVG	LG	TD	PASS RECEIVING	NO	YDS	AVG	LG	TD	PASS RECEIVING	NO	YDS	AVG	LG	TD		
R. Gronkowski	8	144	18.0	40	1	E. Sanders	5	62	12.4	34	0	R. Gronkowski	8	144	18.0	40	1	E. Sanders	5	62	12.4	34	0		
J. Edelman	7	53	7.6	19	0	C. Anderson	3	18	6.0	8	0	J. Edelman	7	53	7.6	19	0	C. Anderson	3	18	6.0	8	0		
J. White	5	45	9.0	15	0	O. Daniels	2	33	16.5	21	0	J. White	5	45	9.0	15	0	O. Daniels	2	33	16.5	21	0		
D. Amendola	5	39	7.8	10	0	J. Norwood	2	16	8.0	13	0	D. Amendola	5	39	7.8	10	0	J. Norwood	2	16	8.0	13	0		
B. Bolden	2	29	14.5	20	0	D. Thomas	2	12	6.0	7	0	B. Bolden	2	29	14.5	20	0	D. Thomas	2	12	6.0	7	0		
						A. Caldwell	1	15	15.0	15	0							A. Caldwell	1	15	15.0	15	0		
						C. Latimer	1	13	13.0	13	0							C. Latimer	1	13	13.0	13	0		
						R. Hillman	1	7	7.0	7	0							R. Hillman	1	7	7.0	7	0		
TOTAL	27	310	11.5	40	1	TOTAL	17	176	10.4	34	2	TOTAL	27	310	11.5	40	1	TOTAL	17	176	10.4	34	2		
INTERCEPTIONS	NO	YDS	AVG	LG	TD	INTERCEPTIONS	NO	YDS	AVG	LG	TD	INTERCEPTIONS	NO	YDS	AVG	LG	TD	INTERCEPTIONS	NO	YDS	AVG	LG	TD		
	0	0	0.0	—	0	D. Stewart	1	8	8.0	8	0		0	0	0.0	—	0	D. Stewart	1	8	8.0	8	0		
TOTAL	0	0	0.0	—	0	V. Miller	1	4	4.0	4	0	TOTAL	0	0	0.0	—	0	V. Miller	1	4	4.0	4	0		
						TOTAL	2	12	6.0	8	0							TOTAL	2	12	6.0	8	0		
PUNTING	NO	YDS	AVG	NET	TB	IN20	LG	PUNTING	NO	YDS	AVG	NET	TB	IN20	LG	PUNTING	NO	YDS	AVG	NET	TB	IN20	LG		
R. Allen	6	281	46.8	43.3	0	1	55	R. Allen	6	281	46.8	43.3	0	1	55	R. Allen	6	281	46.8	43.3	0	1	55		
TOTAL	6	281	46.8	43.3	0	1	55	TOTAL	6	281	46.8	43.3	0	1	55	TOTAL	6	281	46.8	43.3	0	1	55		
PUNT RETURNS	NO	YDS	AVG	FC	LG	TD	PUNT RETURNS	NO	YDS	AVG	FC	LG	TD	PUNT RETURNS	NO	YDS	AVG	FC	LG	TD					
D. Amendola	3	32	10.7	3	28	0	J. Norwood	3	21	7.0	1	16	0	D. Amendola	3	32	10.7	3	28	0					
J. Edelman	1	16	16.0	0	16	0	[DOWNED]	1	0	0.0	0	—	0	J. Edelman	1	16	16.0	0	16	0					
[DOWNED]	1	0	0.0	0	—	0	[OUT OF BOUNDS]	1	0	0.0	0	—	0	[DOWNED]	1	0	0.0	0	—	0					
[OUT OF BOUNDS]	3	0	0.0	0	—	0								[OUT OF BOUNDS]	1	0	0.0	0	—	0					
RETURNS	4	48	12.0	3	28	0	RETURNS	3	21	7.0	1	16	0	RETURNS	4	48	12.0	3	28	0					
KICKOFF RETURNS	NO	YDS	AVG	FC	LG	TD	KICKOFF RETURNS	NO	YDS	AVG	FC	LG	TD	KICKOFF RETURNS	NO	YDS	AVG	FC	LG	TD					
K. Martin	1	19	19.0	0	19	0	S. Keo	1	3	3.0	0	3	0	K. Martin	1	19	19.0	0	19	0					
[TOUCHBACK]	4	0	0.0	0	—	0	[TOUCHBACK]	4	0	0.0	0	—	0	[TOUCHBACK]	4	0	0.0	0	—	0					
RETURNS	4	19	19.0	0	19	0	RETURNS	1	3	3.0	0	3	0	RETURNS	4	19	19.0	0	19	0					
New England Patriots	Own	Opp.	Out	FUMBLES	Fum	Lost	Rec.	Yds	TD	FF	Rec.	Yds	TD	Bnds	Denver Broncos	Own	Opp.	Out	FUMBLES	Fum	Lost	Rec.	Yds	TD	Bnds
J. White	1	0	1	0	0	0	0	0	0	0	0	0	0	0	P. Manning	1	1	0	-6	0	1	0	0	0	0
J. Freeny	0	0	0	0	0	0	1	0	0	0	0	0	0	0	B. Marshall	0	0	0	0	0	1	0	0	0	0
TOTAL	1	0	1	0	0	0	1	0	0	0	0	0	0	0	TOTAL	1	1	0	-6	0	1	0	0	0	0

FINAL TEAM STATISTICS

	PATRIOTS		BRONCOS			PATRIOTS		BRONCOS	
TOTAL FIRST DOWNS	20	12	FGs - PATs Had Blocked		0-0	0-0			
By Rushing	3	2	Net Punting Average		43.3	41.7			
By Passing	13	9	TOTAL RETURN YARDAGE (Not Including Kickoffs)		48	33			
By Penalty	4	1	No. and Yards Punt Returns		4-48	3-21			
THIRD DOWN EFFICIENCY	2-15-13%	6-17-35%	No. and Yards Kickoff Returns		1-19	1-13			
FOURTH DOWN EFFICIENCY	2-4-50%	0-0-0%	No. and Yards Interception Returns		0-0	2-12			
TOTAL NET YARDS	336	244	PENALTIES Number and Yards		7-53	7-51			
Total Offensive Plays (inc. times thrown passing)	77	65	FUMBLES Number and Lost		1-0	1-1			
Average gain per offensive play	4.4	3.8	TOUCHDOWNS		2	2			
NET YARDS RUSHING	44	99	Rushing		1	0			
Total Rushing Plays	17	30	Passing		1	2			
Average gain per rushing play	2.6	3.3	EXTRA POINTS Made-Attempts		0-2	2-2			
Tackles for a loss-number and yards	1-1	5-8	Kicking Made-Attempts		0-1	2-2			
NET YARDS PASSING	292	145	Passing Made-Attempts		0-1	0-0			
Times thrown - yards lost attempting to pass	4-18	3-31	FIELD GOALS Made-Attempts		2-2	2-2			
Gross yards passing	310	176	RED ZONE EFFICIENCY		2-4-50%	1-2-50%			
PASS ATTEMPTS-COMPLETIONS-HAD INTERCEPTED	56-27-2	32-17-0	GOAL TO GO EFFICIENCY		2-2-100%	0-1-0%			
Avg gain per pass play (inc.# thrown passing)	4.9	4.1	SAFETIES		0	0			
KICKOFFS Number-In End Zone-Touchbacks	5-4-4	5-4-4	FINAL SCORE		18	20			
PUNTS Number and Average	6-46.8	9-47.0	TIME OF POSSESSION		30:12	29:48			
Had Blocked	0	0							

BRONCOS DEFENSIVE STATISTICS

(Press Box Totals)																	
PLAYER	UT	A	TT	S-YDS	I-YDS	PD	FF	FR	PLAYER	UT	A	TT	S-YDS	I-YDS	PD	FF	FR
D. Wolfe	6	0	6	1-2	0-0	1	0	0	D. Stewart	1	2	3	0-0	1-8	1	0	0
C. Harris Jr.	4	2	6	0-0	0-0	1	0	0	M. Jackson	2	0	2	0-0	0-0	0	0	0
T. Ward	1	5	6	0-0	0-0	0	0	0	K. Webster	2	0	2	0-0	0-0	0	0	0
V. Miller	4	1	5	2.5-13	1-4	1	0	0	D. Ware	0	2	2	0.5-3	0-0	0	0	0
A. Talib	4	1	5	0-0	0-0	2	0	0	V. Walker	1	0	1	0-0	0-0	0	0	0
B. Marshall	4	1	5	0-0	0-0	1	1	0	S. Barrett	0	1	1	0-0	0-0	0	0	0
D. Trevathan	4	1	5	0-0	0-0	1	0	0	A. Smith	0	1	1	0-0	0-0	0	0	0
J. Bush	0	5	5	0-0	0-0	1	0	0	TEAM TOTALS	36	22	58	4-18	2-12	10	1	0
S. Keo	3	0	3	0-0	0-0	0	0	0									

FINAL INDIVIDUAL STATISTICS														
Pittsburgh Steelers							Denver Broncos							
RUSHING	ATT	YDS	AVG	LG	TD		RUSHING	ATT	YDS	AVG	LG	TD		
M. Bryant	2	40	20.0	40	0		C. Anderson	15	72	4.8	34	1		
F. Toussaint	12	39	3.3	15	1		R. Hillman	16	38	2.4	9	0		
J. Todman	5	6	1.2	5	0		P. Manning	2	-1	-0.5	0	0		
TOTAL	19	85	4.5	40	1		TOTAL	33	109	3.3	34	1		

PASSING	ATT	CMP	YDS	TKD/						PASSING	ATT	CMP	YDS	TKD/					
B. Roethlisberger	37	24	339	3/28	0	58	0	94.3	P. Manning	37	21	222	1/7	0	34	0	74.4		
TOTAL	37	24	339	3/28	0	58	0	94.3	TOTAL	37	21	222	1/7	0	34	0	74.4		
PASS RECEIVING									PASS RECEIVING										
M. Bryant			9	YDS	AVG	LG	TD		E. Sanders			5	YDS	AVG	LG	TD			
M. Wheaton			5	154	17.1	52	0		D. Thomas			4	85	17.0	34	0			
F. Toussaint			3	30	6.0	13	0		B. Fowler			2	40	10.0	15	0			
D. Heyward-Bey			3	2	0.7	2	0		C. Latimer			2	35	17.5	31	0			
S. Coates			2	64	6.0	58	0		V. Green			2	18	9.0	12	0			
J. James			2	61	30.5	37	0		C. Anderson			2	14	7.0	11	0			
H. Miller			1	22	22.0	22	0		O. Daniels			2	11	5.5	7	0			
M. Spaeth			1	5	5.0	5	0		J. Norwood			2	10	5.0	6	0			
			1	1	1.0	1	0		A. Caldwell			1	10	10.0	10	0			
												1	-1	-1.0	-1	0			
TOTAL			24	339	14.1	58	0		TOTAL			21	222	10.6	34	0			

INTERCEPTIONS									INTERCEPTIONS												
TOTAL	NO	YDS	AVG	LG	TD	TOTAL	NO	YDS	AVG	LG	TD										
PUNTING	NO	YDS	AVG	NET	TB	IN20	LG	PUNTING	NO	YDS	AVG	NET	TB	IN20	LG						
J. Berry	6	238	39.7	29.3	1	1	52	B. Colquitt	6	282	47.0	40.3	1	3	57						
TOTAL	6	238	39.7	29.3	1	1	52	TOTAL	6	282	47.0	40.3	1	3	57						
PUNT RETURNS								PUNT RETURNS													
M. Wheaton	4	20	5.0	0	12	0		O. Bolden	1	42	42.0	0	42	0							
[DOWNED]	1	0	0.0	0	—	0		J. Norwood	0	0	0.0	1	—	0							
[TOUCHBACK]	1	0	0.0	0	—	0		[OUT OF BOUNDS]	3	0	0.0	0	—	0							
								[TOUCHBACK]	1	0	0.0	0	—	0							
RETURNS	4	20	5.0	0	12	0		RETURNS	1	42	42.0	1	42	0							
KICKOFF RETURNS								KICKOFF RETURNS													
[TOUCHBACK]	6	0	0.0	0	—	0		[TOUCHBACK]	0	0	0.0	0	—	0							
RETURNS	6	0	0.0	0	—	0		RETURNS	0	0	0.0	0	—	0							
Pittsburgh Steelers										Denver Broncos											
FUMBLES	Fum	Lost	Rec.	Yds	TD	FF	Rec.	Yds	TD	Bnds	FUMBLES	Fum	Lost	Rec.	Yds	TD	FF	Rec.	Yds	TD	Bnds
F. Toussaint	1	1	0	0	0	0	0	0	0	0	P. Manning	1	0	1	-1	0	0	0	0	0	0
M. Wheaton	1	0	0	0	0	0	0	0	0	1	B. Roby	0	0	0	0	0	1	0	0	0	0
											D. Ware	0	0	0	0	0	0	1	0	0	0
TOTAL	2	1	0	0	0	0	0	0	0	1	TOTAL	1	0	1	-1	0	1	1	0	0	0

FINAL TEAM STATISTICS																					
	STEELERS					BRONCOS						STEELERS					BRONCOS				
TOTAL FIRST DOWNS	16					19					FGs - PATs Had Blocked	0-0					0-0				
By Rushing	4					6					Net Punting Average	29.3					40.3				
By Passing	10					12					TOTAL RETURN YARDAGE (Not including Kickoffs)	20					42				
By Penalty	2					1					No. and Yards Punt Returns	4-20					1-42				
THIRD DOWN EFFICIENCY	2-12-17%					3-15-20%					No. and Yards Kickoff Returns	0-0					0-0				
FOURTH DOWN EFFICIENCY	0-2-0%					0-1-0%					No. and Yards Interception Returns	0-0					0-0				
TOTAL NET YARDS	396					324					PENALTIES Number and Yards	5-38					4-49				
Total Offensive Plays (inc. times thrown passing)	59					71					FUMBLES Number and Lost	2-1					1-0				
Average gain per offensive play	6.7					4.6					TOUCHDOWNS	1					1				
NET YARDS RUSHING	85					109					Rushing	1					1				
Total Rushing Plays	19					33					Passing	0					0				
Average gain per rushing play	4.5					3.3					EXTRA POINTS Made-Attempts	1-1					1-1				
Tackles for a loss-number and yards	3-7					5-8					Kicking Made-Attempts	1-1					0-0				
NET YARDS PASSING	311					215					Passing Made-Attempts	0-0					1-1				
Times thrown - yards lost attempting to pass	3-28					1-7					FIELD GOALS Made-Attempts	3-3					5-5				
Gross yards passing	339					222					RED ZONE EFFICIENCY	1-3-33%					1-2-50%				
PASS ATTEMPTS-COMPLETIONS-HAD INTERCEPTED	37-24-0					37-21-0					GOAL TO GO EFFICIENCY	1-1-100%					1-1-100%				
Avg gain per pass play (inc.# thrown passing)	7.8					5.7					SAFETIES	0					0				
KICKOFFS Number-In End Zone-Touchbacks	5-4-4					6-6-6					FINAL SCORE	16					23				
PUNTS Number and Average	6-39.7					6-47.0					TIME OF POSSESSION	28:27					31:33				
Had Blocked	0					0															

BRONCOS DEFENSIVE STATISTICS																	
(Press Box Totals)																	
PLAYER	UT	A	TT	S-YDS	I-YDS	PD	FF	FR	PLAYER	UT	A	TT	S-YDS	I-YDS	PD	FF	FR
D. Trevathan	8	1	9	0-0	0-0	0	0	0	D. Ware	2	1	3	1-13	0-0	0	0	1
A. Talib	4	0	4	0-0	0-0	2	0	0	A. Smith	2	0	2	1-7	0-0	0	0	0
C. Harris Jr.	4	0	4	0-0	0-0	1	0	0	V. Miller	2	0	2	0-0	0-0	0	0	0
T. Ward	4	0	4	0-0	0-0	0	0	0	M. Jackson	1	1	2	0-0	0-0	0	0	0
B. Marshall	3	1	4	0-0	0-0	1	0	0	V. Walker	1	1	2	0-0	0-0	0	0	0
D. Stewart	3	1	4	0-0	0-0	0	0	0	S. Barrett	0	1	1	0-0	0-0	0	0	0
D. Wolfe	1	3	4	1-8	0-0	0	0	0	J. Bush	0	0	0	0-0	0-0	1	0	0
B. Roby	3	0	3	0-0	0-0	0	1	0	TEAM TOTALS	38	10	48	3-28	0-0	5	1	1



Indianapolis 24, Denver 13

Sunday, Jan. 11, 2015 • 2:40 p.m. MST • Sports Authority Field at Mile High • Denver

WEATHER: Cloudy, 40°, Wind N 7 mph • TIME: 3:08 • ATTENDANCE: 76,867

2014 AFC Divisional Playoff Game

The Denver Broncos' 2014 campaign ended with a 24-13 loss to the Indianapolis Colts in an AFC Divisional Playoff Game in front of 76,867 fans at Sports Authority Field at Mile High in Denver.

The Broncos jumped out to an early 7-0 lead when quarterback Peyton Manning hit wide receiver Demaryius Thomas on a one-yard touchdown pass. The score was set up by a 32-yard completion from Manning to tight end Julius Thomas, who was pushed out of bounds at the one-yard line.

The Colts tied the game 7-7 when running back Daniel Herron took a third-and-1 carry from the 6-yard line into the end zone.

On the ensuing possession, Denver drove to midfield before Indianapolis linebacker Jonathan Newsome sacked Manning, who fumbled as he was attempting to pass. Linebacker Jerrell Freeman recovered, and Indianapolis took over at the Denver 41-yard line.

From there, Colts quarterback Andrew Luck completed three consecutive passes, including a 22-yard pass to wide receiver Donte Moncrief to move the Colts inside the red zone. After a defensive holding penalty on third down gave Indianapolis a new set of downs at the Denver 3-yard line, Luck found tight end Dwayne Allen for a three-yard touchdown toss to claim a 14-7 advantage.

Late in the first half, rookie cornerback Bradley Roby intercepted Luck's pass to give Denver the ball at its own 49-yard line. Manning and wide receiver Emmanuel Sanders connected on a 17-yard pass to help set up a 45-yard field goal from kicker Connor Barth, who cut Indianapolis' lead to 14-10 before the half.

After Denver opened the second half with a three-and-out, the Colts conducted an 11-play, 72-yard drive that ended when Luck threw a 15-yard touchdown pass to wide receiver Hakeem Nicks to give Indianapolis a 21-10 lead.

Broncos safety Rahim Moore posted Denver's second interception of the day late in the third quarter, allowing Denver to pull within eight points after a 14-play, 53-yard scoring drive capped by a Barth field goal.

Indianapolis answered with a 30-yard field goal off the foot of kicker Adam Vinatieri with 4:06 remaining to extend its lead to multiple possessions once again.

Denver's chances to cut into Indianapolis' lead dwindled after a completion from Manning to Anderson on fourth-and-8 with three minutes remaining went for only seven yards. The Broncos challenged the spot of the ball, but the ruling was upheld.

Indianapolis took a minute off the clock and forced Denver to take its remaining two timeouts to effectively seal the game.

OFFICIALS:

Referee — Bill Leavy (127); **Umpire** — Ruben Fowler (71); **Head Linesman** — Jim Mello (48); **Line Judge** — Julian Mapp (10); **Side Judge** — James Coleman (95); **Field Judge** — Steve Zimmer (33); **Back Judge** — Steve Freeman (133); **Replay** — Larry Memmers.

DENVER BRONCOS

OFFENSE

WR 88 D. Thomas
TE 75 C. Clark
LT 78 R. Clady
LG 74 O. Franklin
C 64 W. Montgomery
RG 66 M. Ramirez
RT 65 L. Vasquez
TE 85 V. Green
WR 10 E. Sanders
QB 18 P. Manning
RB 22 C. Anderson

DEFENSE

LDE 95 D. Wolfe
DT 97 M. Jackson
NT 98 T. Knighton
RDE 94 D. Ware
SLB 58 V. Miller
MLB 53 S. Johnson
WLB 54 B. Marshall
LCB 21 A. Talib
RCB 25 C. Harris Jr.
SS 43 T. Ward
FS 26 R. Moore

BRONCOS SUBSTITUTIONS: K 1 C.Barth, P 4 B.Colquhitt, K 8 B.McManus, WR 12 A.Caldwell, S 20 J.Bush, RB 23 R.Hillman, RB 27 J.Stewart, CB 29 B.Roby, S 30 D.Brunton, CB 31 O.Bolden, CB 36 K.Webster, LS 46 A.Brewer, LB 51 T.Davis, LB 52 C.Nelson, LB 55 L.McGray, LB 57 L.Barrow, G 63 B.Garland, DT 76 M.Austin, TE 80 J.Thomas, WR 83 W.Welker, TE 84 J.Tammie, DT 92 S.Williams. **DID NOT PLAY:** QB 17 B.Osweller, LB 50 S.Barrett, **INACTIVE:** WR 14 C.Latimer, CB 32 T.Carter, RB 40 J.Thompson, T 71 P.Cornick, T 79 M.Schofield, TE 86 D.Jones, DT 96 M.Unrein.

INDIANAPOLIS COLTS

OFFENSE

WR 87 R. Wayne
LT 74 A. Castonzo
LG 75 J. Mewhort
C 62 K. Holmes
RG 60 L. Louis
RT 76 J. Reitz
WR 10 D. Moncrief
WR 13 T. Hilton
QB 12 A. Luck
TE 80 C. Fleener
RB 36 D. Herron

DEFENSE

DE 90 C. Redding
NT 96 J. Chapman
DT 97 A. Jones
SLB 93 E. Walden
MIKE 52 D. Jackson
WILL 50 J. Freeman
RUSH 92 B. Werner
LCB 28 G. Toler
SS 29 M. Adams
FS 30 L. Landry
RCB 21 V. Davis

COLTS SUBSTITUTIONS: P 1 P.McAfee, K 4 A.Vinatieri, WR 14 H.Nicks, RS 16 J.Cribbs, CB 20 D.Butler, RB 23 M.Hill, CB 27 J.Gordy, S 31 D.McDonald, S 32 C.Anderson, RB 37 Z.Tipton, S 38 S.Brown, LS 45 M.Overton, ILB 54 A.Jackson, OLB 55 S.Phillips, ILB 57 J.McNary, OLB 58 A.Studebaker, C 63 A.Shipley, G 65 D.Arkin, TE 83 D.Allen, TE 84 J.Doyle, OLB 91 J.Newsome, DT 95 M.Hughes, DT 99 R.Jean Francois. **DID NOT PLAY:** QB 8 M.Hasselbeck. **INACTIVE:** CB 25 J.Brown, RB 34 T.Richardson, CB 40 S.Price, ILB 51 H.Muamba, T 71 X.Nixon, C 72 J.Harrison, NT 94 Z.Kerr.

		1	2	3	4	OT	TOTAL	FIELD GOALS (made () & missed)	
VISITOR	Indianapolis Colts	0	14	7	3	0	24	A. Vinatieri	44WR (30)
HOME	Denver Broncos	7	3	0	3	0	13	C. Barth	(45) (41)

Team	Qtr	Clock Time	PLAY DESCRIPTION (Extra Point) (Drive Info)	SCORE Visitor	Home
BRONCOS	1	10:00	D. Thomas 1 yd. pass from P. Manning (C. Barth kick) (7-68, 3:37)	0	7
COLTS	2	14:14	D. Herron 6 yd. run (A. Vinatieri kick) (9-73, 5:05)	7	7
COLTS	2	7:23	D. Allen 3 yd. pass from A. Luck (A. Vinatieri kick) (8-41, 3:41)	14	7
BRONCOS	2	0:02	C. Barth 45 yd. Field Goal (7-25, 1:26)	14	10
COLTS	3	8:21	H. Nicks 15 yd. pass from A. Luck (A. Vinatieri kick) (11-72, 5:16)	21	10
BRONCOS	4	13:50	C. Barth 41 yd. Field Goal (14-53, 6:23)	21	13
COLTS	4	4:06	A. Vinatieri 30 yd. Field Goal (13-54, 8:14)	24	13

FINAL INDIVIDUAL STATISTICS

Indianapolis Colts										Denver Broncos																																																																																																																																																																																																																																																																																																																																																																																																																																																																																																																																																																																																																																																																																																																																																																																																																																																																																																																																																												
RUSHING	ATT	YDS	AVG	LG	TD	RUSHING	ATT	YDS	AVG	LG	TD	D. Herron	23	63	2.7	8	1	C. Anderson	18	80	4.4	22	0	A. Luck	2	21	10.5	20	0	R. Hillman	2	8	4.0	10	0	Z. Tipton	2	14	7.0	9	0	T. Hilton	1	1	1.0	1	0	TOTAL	28	99	3.5	20	1	TOTAL	20	88	4.4	22	0																																																																																																																																																																																																																																																																																																																																																																																																																																																																																																																																																																																																																																																																																																																																																																																																																																																																																																											
PASSING	ATT	CMP	YDS	TKD/YD	YD	TD	LG	IN	Rtg.	PASSING	ATT	CMP	YDS	TKD/YD	YD	TD	LG	IN	Rtg.	A. Luck	43	27	265	0/0	2	32	2	76.2	P. Manning	46	26	211	2/11	1	32	0	75.5	TOTAL	43	27	265	0/0	2	32	2	76.2	TOTAL	46	26	211	2/11	1	32	0	75.5																																																																																																																																																																																																																																																																																																																																																																																																																																																																																																																																																																																																																																																																																																																																																																																																																																																																																																															
PASS RECEIVING	NO	YDS	AVG	LG	TD	PASS RECEIVING	NO	YDS	AVG	LG	TD	D. Herron	8	32	4.0	10	0	E. Sanders	7	46	6.6	17	0	T. Hilton	4	72	18.0	23	0	J. Thomas	6	53	8.8	32	0	D. Allen	4	30	7.5	18	1	C. Anderson	6	29	4.8	15	0	C. Fleener	3	49	16.3	32	0	D. Thomas	5	59	11.8	24	1	J. Doyle	3	14	4.7	8	0	W. Welker	1	20	20.0	20	0	D. Moncrief	2	32	16.0	22	0	V. Green	1	4	4.0	4	0	H. Nicks	2	24	12.0	15	1							Z. Tipton	1	12	12.0	12	0	TOTAL	18	217	12.1	49	2	TOTAL	2	211	8.1	32	1																																																																																																																																																																																																																																																																																																																																																																																																																																																																																																																																																																																																																																																																																																																																																																																																																																																					
INTERCEPTIONS	NO	YDS	AVG	LG	TD	INTERCEPTIONS	NO	YDS	AVG	LG	TD	B. Roby	1	2	2.0	2	0	R. Moore	1	0	0.0	0	0	TOTAL	0	0	0.0	—	0	TOTAL	2	2	2.0	2	0	0	0	0	0	0	0	0	0	0	0	0	0	0	0	0	0	0	0	0	0	0	0	0	0	0	0	0	0	0	0	0	0	0	0	0	0	0	0	0	0	0	0	0	0	0	0	0	0	0	0	0	0	0	0	0	0	0	0	0	0	0	0	0	0	0	0	0	0	0	0	0	0	0	0	0	0	0	0	0	0	0	0	0	0	0	0	0	0	0	0	0	0	0	0	0	0	0	0	0	0	0	0	0	0	0	0	0	0	0	0	0	0	0	0	0	0	0	0	0	0	0	0	0	0	0	0	0	0	0	0	0	0	0	0	0	0	0	0	0	0	0	0	0	0	0	0	0	0	0	0	0	0	0	0	0	0	0	0	0	0	0	0	0	0	0	0	0	0	0	0	0	0	0	0	0	0	0	0	0	0	0	0	0	0	0	0	0	0	0	0	0	0	0	0	0	0	0	0	0	0	0	0	0	0	0	0	0	0	0	0	0	0	0	0	0	0	0	0	0	0	0	0	0	0	0	0	0	0	0	0	0	0	0	0	0	0	0	0	0	0	0	0	0	0	0	0	0	0	0	0	0	0	0	0	0	0	0	0	0	0	0	0	0	0	0	0	0	0	0	0	0	0	0	0	0	0	0	0	0	0	0	0	0	0	0	0	0	0	0	0	0	0	0	0	0	0	0	0	0	0	0	0	0	0	0	0	0	0	0	0	0	0	0	0	0	0	0	0	0	0	0	0	0	0	0	0	0	0	0	0	0	0	0	0	0	0	0	0	0	0	0	0	0	0	0	0	0	0	0	0	0	0	0	0	0	0	0	0	0	0	0	0	0	0	0	0	0	0	0	0	0	0	0	0	0	0	0	0	0	0	0	0	0	0	0	0	0	0	0	0	0	0	0	0	0	0	0	0	0	0	0	0	0	0	0	0	0	0	0	0	0	0	0	0	0	0	0	0	0	0	0	0	0	0	0	0	0	0	0	0	0	0	0	0	0	0	0	0	0	0	0	0	0	0	0	0	0	0	0	0	0	0	0	0	0	0	0	0	0	0	0	0	0	0	0	0	0	0	0	0	0	0	0	0	0	0	0	0	0	0	0	0	0	0	0	0	0	0	0	0	0	0	0	0	0	0	0	0	0	0	0	0	0	0	0	0	0	0	0	0	0	0	0	0	0	0	0	0	0	0	0	0	0	0	0	0	0	0	0	0	0	0	0	0	0	0	0	0	0	0	0	0	0	0	0	0	0	0	0	0	0	0	0	0	0	0	0	0	0	0	0	0	0	0	0	0	0	0	0	0	0	0	0	0	0	0	0	0	0	0	0	0	0	0	0	0	0	0	0	0	0	0	0	0	0	0	0	0	0	0	0	0	0	0	0	0	0	0	0	0	0	0	0	0	0	0	0	0	0	0	0	0	0	0	0	0	0	0	0	0	0	0	0	0	0	0	0	0	0	0	0	0	0	0	0	0	0	0	0	0	0	0	0	0	0	0	0	0	0	0	0	0	0	0	0	0	0	0	0	0	0	0	0	0	0	0	0	0	0	0	0	0	0	0	0	0	0	0	0	0	0	0	0	0	0	0	0	0	0	0	0	0	0	0	0	0	0	0	0	0	0	0	0	0	0	0	0	0	0	0	0	0	0	0	0	0	0	0	0	0	0	0	0	0	0	0	0	0	0	0	0	0	0	0	0	0	0	0	0	0	0	0	0	0	0	0	0	0	0	0	0	0	0	0	0	0	0	0	0	0	0	0	0	0	0	0	0	0	0	0	0	0	0	0	0	0	0	0	0	0	0	0	0	0	0	0	0	0	0	0	0	0	0	0	0	0	0	0	0	0	0	0	0	0	0	0	0	0	0	0	0	0	0	0	0	0	0	0	0	0	0	0	0	0	0	0	0	0	0	0	0	0	0	0	0	0	0	0	0	0	0	0	0	0	0	0	0	0	0	0	0	0	0	0	0	0	0	0	0	0	0	0	0	0	0	0	0	0	0	0	0	0	0	0	0	0	0	0	0	0	0	0	0	0	0	0	0	0	0</

FINAL TEAM STATISTICS

	COLTS	BRONCOS		COLTS	BRONCOS
TOTAL FIRST DOWNS	23	19	FGs - PATs Had Blocked	0-0	0-0
By Rushing	6	6	Net Punting Average	37.5	39.5
By Passing	15	10	TOTAL RETURN YARDAGE (Not Including Kickoffs)	7	1
By Penalty	2	3	No. and Yards Punt Returns	3-7	1-1
THIRD DOWN EFFICIENCY	5-13-38%	4-16-25%	No. and Yards Kickoff Returns	2-32	0-0
FOURTH DOWN EFFICIENCY	0-0-0%	1-2-50%	No. and Yards Interception Returns	0-0	2-2
TOTAL NET YARDS	364	288	PENALTIES Number and Yards	10-67	2-8
Total Offensive Plays (inc. times thrown passing)	71	68	FUMBLES Number and Lost	0-0	1-1
Average gain per offensive play	5.1	4.2	TOUCHDOWNS	3	1
NET YARDS RUSHING	99	88	Rushing	1	0
Total Rushing Plays	28	20	Passing	1	1
Average gain per rushing play	3.5	4.4	EXTRA POINTS Made-Attempts	3-3	1-1
Tackles for a loss-number and yards	2-4	2-6	Kicking Made-Attempts	3-3	1-1
NET YARDS PASSING	265	200	FIELD GOALS Made-Attempts	1-2	2-2
Times thrown - yards lost attempting to pass	0-0	2-11	RED ZONE EFFICIENCY	3-4-75%	1-1-100%
Gross yards passing	265	211	GOAL TO GO EFFICIENCY	2-2-100%	1-1-100%
PASS ATTEMPTS-COMPLETIONS-HAD INTERCEPTED	43-27-2	46-26-0	SAFETIES	0	0
Avg gain per pass play (inc.# thrown passing)	6.2	4.2	FINAL SCORE	24	13
KICKOFFS Number-In End Zone-Touchbacks	5-5-5	4-3-2	TIME OF POSSESSION	34:01	25:59
PUNTS Number and Average	4-42.3	6-40.7			
Had Blocked	0	0			

BRONCOS DEFENSIVE STATISTICS

(based on coaches' film review)

PLAYER	UT	A	TT	S-YDS	I-YDS	PD	FF	FR	PLAYER	UT	A	TT	S-YDS	I-YDS	PD	FF	FR
V. Miller	5	1	6	0-0	0-0	0	0	0	D. Wolfe	2	1	3	0-0	0-0	0	0	0
S. Johnson	5	1	6	0-0	0-0	0	0	0	M. Austin Jr.	2	1	3	0-0	0-0	0	0	0
B. Marshall	4	2	6	0-0	0-0	0	0	0	T. Knighton	1	2	3	0-0	0-0	0	0	0
T. Davis	3	3	6	0-0	0-0	0	0	0	T. Ward	2	0	2	0-0	0-0	2	0	0
A. Talib	4	0	4	0-0	0-0	1	0	0	B. Roby	2	0	2	0-0	1-2	1	0	0
D. Ware	3	1	4	0-0	0-0	0	0	0	R. Moore	2	0	2	0-0	1-0	1	0	0
M. Jackson	1	3	4	0-0	0-0	0	0	0	L. McCray	1	2	0	0-0	0-0	0	0	0
C. Harris Jr.	3	0	3	0-0	0-0	1	0	0	S. Williams	1	0	1	0-0	0-0	0	0	0
D. Bruton	3	0	3	0-0	0-0	0	0	0	TEAM TOTALS	44	16	60	0-0	2-2	6	0	0



Seattle 43, Denver 8

Sunday, Feb. 2, 2014 • 6:32 p.m. EST • MetLife Stadium • East Rutherford, N.J.

WEATHER: Partly Cloudy, 49°, Wind WNW 4 mph • TIME: 3:23 • ATTENDANCE: 82,529

Super Bowl XLVIII

The Seattle Seahawks won their first World Championship with a 43-8 victory over the Denver Broncos in Super Bowl XLVIII in front of 82,529 fans at MetLife Stadium in East Rutherford, N.J.

Seattle produced one of the strongest all-around team performances in Super Bowl history, recording a touchdown in each phase of the game (offense, defense and special teams).

The Broncos started with the ball but a miscommunication on the first play of the game resulted in a botched snap and a safety for the Seahawks just 12 seconds into the contest.

Seattle fed off the early momentum and scored on each of its first three offensive possessions to jump out to a 15-0 lead early in the second quarter.

Defense also was key for the Seahawks in the first two frames as Seattle forced three turnovers, one punt and a turnover on downs on the Broncos' first five offensive series.

Seattle's first half dominance was capped by linebacker and Super Bowl MVP Malcolm Smith (9 TKLS., 1 INT, 1 PD, 1 FR), who intercepted quarterback Peyton Manning and returned the ball 69 yards for a touchdown to give the Seahawks a 22-0 lead entering halftime.

Any chance of a Denver comeback was quelled when Seattle wide receiver Percy Harvin took the opening second half kickoff 87 yards for a touchdown and an insurmountable 29-0 lead.

Denver and Seattle traded punts on the next two series before Seahawks cornerback Byron Maxwell forced Seattle's fourth turnover of the game—a fumble by wide receiver Demaryius Thomas.

Six plays later, quarterback Russell Wilson (18-of-25 passing for 206 yds., 2 TD, 0 INT) completed a 23-yard touchdown pass to wide receiver Jermaine Kearse to extend Seattle's advantage to 36-0.

The Broncos would record their first scoring drive of the game in the fourth quarter as Manning (34-of-49 passing for 280 yds., 1 TD, 2 INTs) completed 6-of-6 passes for 70 yards and a 14-yard touchdown pass to Thomas (13 rec. for 118 yds., 1 TD).

Manning's 34 pass completions and Thomas' 13 receptions each set Super Bowl records.

Wilson threw his second touchdown of the game in the fourth quarter and Seattle's defense would hold the Broncos scoreless the rest of the way to preserve their 43-8 victory.

OFFICIALS

Referee — Terry McAlway (77); **Umpire** — Carl Paganelli (124); **Head Linesman** — Jim Mello (48); **Line Judge** — Thomas Symonette (100); **Side Judge** — David Wyant (16); **Field Judge** — Scott Stenson (88); **Back Judge** — Steve Freeman (133); **Replay** — Earnie Frantz.

DENVER BRONCOS

OFFENSE

WR 88 D. Thomas
LT 75 C. Clark
LG 68 Z. Beadles
C 66 M. Ramirez
RG 65 L. Vasquez
RT 74 O. Franklin
TE 80 J. Thomas
WR 87 E. Decker
WR 83 W. Welker
QB 18 P. Manning
RB 27 K. Moreno

DEFENSE

LDE 97 M. Jackson
DT 92 S. Williams
NT 94 T. Knighton
RDE 90 S. Phillips
SLB 56 N. Irving
MLB 51 P. Lenon
WLB 59 D. Trevathan
LCB 24 C. Bailey
RCB 45 D. Rodgers-Cromartie
SS 33 D. Ihenacho
FS 20 M. Adams

BRONCOS SUBSTITUTIONS: P 4 B.Colquitt, K 5 M.Prater, WR 11 T.Holliday, WR 12 A.Caldwell, RB 22 C.Anderson, RB 28 M.Ball, S 30 D.Bruton, S 31 O.Bolden, CB 32 T.Carter, CB 34 M.Cole, CB 36 K.Webster, LS 46 A.Brewer, LB 52 W.Woodyard, LB 53 S.Johnson, LB 54 B.Marshall, DE 57 J.Mincey, C 60 S.Vallos, TE 84 J.Tamme, TE 85 V.Green, DE 91 R.Ayers, DT 96 M.Unrein. **INACTIVE:** QB 2 D.Dyset, RB 21 R.Hillman, CB 23 Q.Jammer, T 70 V.Painter, G 73 C.Kuper, TE 81 J.Dreessen, DT 98 S.Fua.

SEATTLE SEAHAWKS

OFFENSE

WR 89 D. Baldwin
LT 76 R. Okung
LG 77 J. Carpenter
C 60 M. Unger
RG 64 J. Sweezy
RT 68 B. Giacomini
T 78 A. Bailey
TE 86 Z. Miller
WR 81 G. Tate
QB 3 R. Wilson
RB 24 M. Lynch

DEFENSE

LDE 56 C. Avril
LDT 72 M. Bennett
RDT 69 C. McDonald
RDE 91 C. Clemons
OLB 50 K. Wright
MLB 54 B. Wagner
LCB 28 W. Thurmond
RCB 41 B. Maxwell
SS 31 K. Chancellor
FS 29 E. Thomas

SEAHAWKS SUBSTITUTIONS: K 4 S.Hauschka, QB 7 T.Jackson, P 9 J.Ryan, WR 11 P.Harvin, WR 15 J.Kearse, CB 20 J.Lane, RB 22 R.Turbin, FB 26 M.Robinson, CB 35 D.Shead, FB 40 D.Coleman, FS 42 C.Maragos, LS 49 C.Gresham, LB 51 B.Irvin, LB 53 M.Smith, LB 55 H.Farwell, LB 57 M.Morgan, C 61 L.Jeanpierre, G 67 P.McQuistan, DE 79 R.Bryant, TE 82 L.Wilson, WR 83 R.Lockette, DT 92 B.Mebane, DE 93 O.Schofield, DT 99 T.McDaniel. **INACTIVE:** WR 19 B.Walters, RB 33 C.Michael, T 73 M.Bowie, T 74 C.Hauptmann, TE 87 K.Davis, DE 95 B.Mayowa, DT 97 J.Hill.

		1	2	3	4	OT	TOTAL
VISITOR	Seattle Seahawks	8	14	14	7	0	43
HOME	Denver Broncos	0	0	8	0	0	8

FIELD GOALS (made () & missed)

S. Hauschka (31) (33)

Team	Qtr	Clock Time	PLAY DESCRIPTION (Extra Point) (Drive Info)	SCORE Visitor Home
SEAHAWKS	1	14:48	K. Moreno tackled in end zone by C. Avril for a Safety	2 0
SEAHAWKS	1	10:21	S. Hauschka 31 yd. Field Goal (9-51, 4:27)	5 0
SEAHAWKS	1	2:16	S. Hauschka 33 yd. Field Goal (13-58, 6:15)	8 0
SEAHAWKS	2	12:00	M. Lynch 1 yd. run (S. Hauschka kick) (7-37, 3:59)	15 0
SEAHAWKS	2	3:21	M. Smith 69 yd. interception return (S. Hauschka kick)	22 0
SEAHAWKS	3	14:48	P. Harvin 87 yd. kickoff return (S. Hauschka kick) (0-0, 0:12)	29 0
SEAHAWKS	3	2:58	J. Kearse 23 yd. pass from R. Wilson (S. Hauschka kick) (6-58, 2:57)	36 0
BRONCOS	3	0:00	D. Thomas 14 yd. pass from P. Manning (P. Manning-W. Welker pass) (6-80, 2:58)	36 8
SEAHAWKS	4	11:45	D. Baldwin 10 yd. pass from R. Wilson (S. Hauschka kick) (5-48, 3:15)	

FINAL INDIVIDUAL STATISTICS

Seattle Seahawks												Denver Broncos																			
RUSHING	ATT	YDS	AVG	LG	TD	RUSHING	ATT	YDS	AVG	LG	TD	RUSHING	ATT	YDS	AVG	LG	TD	RUSHING	ATT	YDS	AVG	LG	TD								
P. Harvin	2	45	22.5	30	0	K. Moreno	5	17	3.4	9	0	P. Manning	49	34	280	5.7	23	2	P. Manning	49	34	280	5.7	23	2						
M. Lynch	15	39	2.6	18	1	C. Anderson	2	9	4.5	6	0	M. Ball	6	1	0.2	3	0	M. Ball	6	1	0.2	3	0								
R. Wilson	3	26	8.7	16	0	M. Ball	6	1	0.2	3	0	E. Decker	1	6	6.0	6	0	E. Decker	1	6	6.0	6	0								
R. Turbin	9	25	2.8	6	0	P. Manning	1	0	0.0	0	0	TOTAL	14	27	1.9	9	0	TOTAL	14	27	1.9	9	0								
TOTAL	29	135	4.7	30	1	TOTAL	14	27	1.9	9	0	TOTAL	14	27	1.9	9	0	TOTAL	14	27	1.9	9	0								
PASSING	ATT	CMP	YDS	TD	LG	INT	Rtg.	PASSING	ATT	CMP	YDS	TD	LG	INT	Rtg.	PASSING	ATT	CMP	YDS	TD	LG	INT	Rtg.								
R. Wilson	25	18	206	0/0	2	37	0	123.1	P. Manning	49	34	280	1/1	1	23	2	73.5	P. Manning	49	34	280	1/1	1	23	2						
T. Jackson	1	0	0	0/0	0	0	0	39.6	TOTAL	49	34	280	1/1	1	23	2	73.5	TOTAL	49	34	280	1/1	1	23	2						
TOTAL	26	18	206	0/0	2	37	0	118.4	TOTAL	49	34	280	1/1	1	23	2	73.5	TOTAL	49	34	280	1/1	1	23	2						
PASS RECEIVING	NO	YDS	AVG	LG	TD	PASS RECEIVING	NO	YDS	AVG	LG	TD	PASS RECEIVING	NO	YDS	AVG	LG	TD	PASS RECEIVING	NO	YDS	AVG	LG	TD								
D. Baldwin	5	66	13.2	37	1	D. Thomas	13	118	9.1	23	1	D. Thomas	13	118	9.1	23	1	D. Thomas	13	118	9.1	23	1								
J. Kearse	4	65	16.3	24	1	W. Welker	8	84	10.5	22	0	W. Welker	8	84	10.5	22	0	W. Welker	8	84	10.5	22	0								
G. Tate	3	17	5.7	9	0	J. Thomas	4	27	6.8	11	0	J. Thomas	4	27	6.8	11	0	J. Thomas	4	27	6.8	11	0								
L. Willson	2	17	8.5	12	0	K. Moreno	3	20	6.7	7	0	K. Moreno	3	20	6.7	7	0	K. Moreno	3	20	6.7	7	0								
R. Lockette	1	19	19.0	19	0	J. Tammie	2	9	4.5	11	0	J. Tammie	2	9	4.5	11	0	J. Tammie	2	9	4.5	11	0								
Z. Miller	1	10	10.0	10	0	M. Ball	2	2	1.0	1	0	M. Ball	2	2	1.0	1	0	M. Ball	2	2	1.0	1	0								
M. Robinson	1	7	7.0	7	0	C. Anderson	1	14	14.0	14	0	C. Anderson	1	14	14.0	14	0	C. Anderson	1	14	14.0	14	0								
P. Harvin	1	5	5.0	5	0	E. Decker	1	6	6.0	6	0	E. Decker	1	6	6.0	6	0	E. Decker	1	6	6.0	6	0								
TOTAL	18	206	11.4	37	2	TOTAL	34	280	8.2	23	1	TOTAL	34	280	8.2	23	1	TOTAL	34	280	8.2	23	1								
INTERCEPTIONS	NO	YDS	AVG	LG	TD	INTERCEPTIONS	NO	YDS	AVG	LG	TD	INTERCEPTIONS	NO	YDS	AVG	LG	TD	INTERCEPTIONS	NO	YDS	AVG	LG	TD								
M. Smith	1	69	69.0	69	1	M. Smith	1	69	69.0	69	1	M. Smith	1	69	69.0	69	1	M. Smith	1	69	69.0	69	1								
K. Chancellor	1	2	2.0	2	0	K. Chancellor	1	2	2.0	2	0	K. Chancellor	1	2	2.0	2	0	K. Chancellor	1	2	2.0	2	0								
TOTAL	2	71	35.5	69	1	TOTAL	0	0	0.0	—	0	TOTAL	0	0	0.0	—	0	TOTAL	0	0	0.0	—	0								
PUNTING	NO	YDS	AVG	NET	TB	INTD	LG	PUNTING	NO	YDS	AVG	NET	TB	INTD	LG	PUNTING	NO	YDS	AVG	NET	TB	INTD	LG								
J. Ryan	1	45	45.0	36.0	0	0	45	B. Colquitt	2	60	30.0	30.0	0	0	1	31	B. Colquitt	2	60	30.0	30.0	0	0	1							
TOTAL	1	45	45.0	36.0	0	0	45	TOTAL	2	60	30.0	30.0	0	0	1	31	TOTAL	2	60	30.0	30.0	0	0	1							
PUNT RETURNS	NO	YDS	AVG	FC	LG	TD	PUNT RETURNS	NO	YDS	AVG	FC	LG	TD	PUNT RETURNS	NO	YDS	AVG	FC	LG	TD	PUNT RETURNS	NO	YDS	AVG	FC	LG	TD				
G. Tate	0	0	0.0	2	0	0	G. Tate	0	0	0.0	2	0	0	E. Decker	1	9	9.0	0	9	0	E. Decker	1	9	9.0	0	9	0				
RETURNS	0	0	0.0	2	—	0	RETURNS	0	0	0.0	2	—	0	RETURNS	1	9	9.0	0	9	0	RETURNS	1	9	9.0	0	9	0				
KICKOFF RETURNS	NO	YDS	AVG	FC	LG	TD	KICKOFF RETURNS	NO	YDS	AVG	FC	LG	TD	KICKOFF RETURNS	NO	YDS	AVG	FC	LG	TD	KICKOFF RETURNS	NO	YDS	AVG	FC	LG	TD				
P. Harvin	1	87	87.0	0	87	1	T. Holliday	5	105	21.0	0	32	0	T. Holliday	5	105	21.0	0	32	0	T. Holliday	5	105	21.0	0	32	0				
G. Tate	1	20	20.0	0	20	0	[TOUCHBACK]	3	0	0.0	0	0	0	[TOUCHBACK]	3	0	0.0	0	0	0	[TOUCHBACK]	3	0	0.0	0	0	0				
RETURNS	2	107	53.5	0	87	1	RETURNS	5	105	21.0	0	32	0	RETURNS	5	105	21.0	0	32	0	RETURNS	5	105	21.0	0	32	0				
Baltimore Ravens	Own	Opp.	Out	Baltimore Ravens	Own	Opp.	Out	Denver Broncos	Own	Opp.	Out	Denver Broncos	Own	Opp.	Out	Denver Broncos	Own	Opp.	Out	Denver Broncos	Own	Opp.	Out	Denver Broncos	Own	Opp.	Out				
FUMBLES	Fum	Lost	Rec.	Yds	TD	FF	Rec.	Yds	TD	Bnds	FUMBLES	Fum	Lost	Rec.	Yds	TD	FF	Rec.	Yds	TD	Bnds	FUMBLES	Fum	Lost	Rec.	Yds	TD	Bnds			
C. Clemons	0	0	0	0	0	2	0	0	0	0	K. Moreno	1	0	1	0	0	0	0	0	0	0	0	K. Moreno	1	0	1	0	0	0		
B. Maxwell	0	0	0	0	0	1	0	0	0	0	P. Manning	1	1	0	0	0	0	0	0	0	0	0	P. Manning	1	1	0	0	0	0		
C. McDonald	0	0	0	0	0	0	1	0	0	0	D. Thomas	1	1	0	0	0	0	0	0	0	0	0	D. Thomas	1	1	0	0	0	0		
M. Smith	0	0	0	0	0	0	1	7	0	0	M. Ramirez	1	0	0	-14	0	0	0	0	0	0	0	M. Ramirez	1	0	0	-14	0	0	0	
TOTAL	0	0	0	0	0	3	2	7	0	0	Z. Beadles	0	0	1	0	0	0	0	0	0	0	0	Z. Beadles	0	0	1	0	0	0	0	
TOTAL	0	0	0	0	0	3	2	7	0	0	TOTAL	4	2	2	-14	0	0	0	0	0	0	0	TOTAL	4	2	2	-14	0	0	0	0

FINAL TEAM STATISTICS

SEAHAWKS				BRONCOS				SEAHAWKS				BRONCOS					
TOTAL FIRST DOWNS				17	18				FGs - PATs Had Blocked				0-0	0-0			
By Rushing				6	2				Net Punting Average				36.0	30.0			
By Passing				10	13				TOTAL RETURN YARDAGE (Not Including Kickoffs)				71	9			
By Penalty				3	1				No. and Yards Punt Returns				1	0-0			
THIRD DOWN EFFICIENCY				7-12-58%	6-13-46%				No. and Yards Kickoff Returns				2-107	5-105			
FOURTH DOWN EFFICIENCY				0-2-0%	0-3-0%				No. and Yards Interception Returns				2-71	0-44			
TOTAL NET YARDS				341	306				PENALTIES Number and Yards				10-104	5-44			
Total Offensive Plays (inc. times thrown passing)				55	64				FUMBLES Number and Lost				0-0	4-2			
Average gain per offensive play				6.2	4.8				TOUCHDOWNS				5	1			
NET YARDS RUSHING				135	27				Rushing				1	0			
Total Rushing Plays				29	14				Passing				2	1			
Average gain per rushing play				4.7	1.9				Interceptions				1	0			
Tackles for a loss-number and yards				3-3	3-7				Kickoff Returns				1	0			
NET YARDS PASSING				206	279				EXTRA POINTS Made-Attempts				5-5	1-1			
Times thrown - yards lost attempting to pass				0-0	1-1				Kicking Made-Attempts				5-5	0-0			
Gross yards passing				206	280				Rushing Made-Attempts				0-0	1-1			
PASS ATTEMPTS-COMPLETIONS-HAD INTERCEPTED				26-18-0	49-34-2				FIELD GOALS Made-Attempts				2-2	0-0			
Avg gain per pass play (inc.# thrown passing)				7.9	5.6				RED ZONE EFFICIENCY				2-4-50%	1-2-50%			
KICKOFFS Number-In End Zone-Touchbacks				8-61-0	3-4-0				GOAL TO GO EFFICIENCY				2-3-67%	0-0-0%			
PUNTS Number and Average				1-45-0	2-30-0				SAFETIES				1	0			
Had Blocked				0	0				FINAL SCORE				43	8			
									TIME OF POSSESSION				31:53	28:07			

BRONCOS DEFENSIVE STATISTICS

(based on coaches' film review)

PLAYER	UT	A	TT	S-YDS	I-YDS	PD	FF	FR	PLAYER	UT	A	TT	S-YDS	I-YDS	PD	FF	FR
D. Trevathan	7	5	12	0-0	0-0	0	0	0	W. Woodyard	1	2	3	0-0	0-0	0	0	0
D. Ithenacho	5	4	9	0-0	0-0	0	0	0	S. Williams	2	0	2	0-0	0-0	0	0	0
M. Adams	6	0	6	0-0	0-0	0	0	0	P. Lenon	2	0	2	0-0	0-0	0	0	0
M. Jackson	4	1	5	0-0	0-0	1	0	0	M. Unrein	1	1	2	0-0	0-0	0	0	0
T. Knighton	4	1	5	0-0	0-0	0	0	0	D. Rodgers-Cromarie	1	0	1	0-0	0-0	0	0	0
C. Bailey	4	0	4	0-0	0-0	0	0	0	T. Carter	1	0	1	0-0	0-0	0	0	0
S. Phillips	1	3	4	0-0	0-0	0	0	0	R. Ayers	1	0	1	0-0	0-0	0	0	0
J. Mincey	0	4	4	0-0	0-0	0	0	0	TEAM TOTALS	43	21	64	0-0	0-0	2	0	0
N. Irving	3	0	3	0-0	0-0	1	0	0									
J. Mincey	2	0	2	1-8	0-0	0	0	0									



Denver 26, New England 16

Sunday, Jan. 19, 2014 • 1:06 p.m. MST • Sports Authority Field at Mile High • Denver

WEATHER: Sunny, 63°, Wind W 9 mph • TIME: 2:57 • ATTENDANCE: 77,110

2013 AFC Championship Game

The Denver Broncos won their seventh AFC Championship with a 26-16 victory over the New England Patriots to position themselves for a matchup with the Seattle Seahawks in Super Bowl XLVIII in New York-New Jersey.

Denver was led early by a dominant defensive effort as the Patriots offense was forced to punt on each of their first three possessions of the game.

The Broncos put the first points on the board as kicker Matt Prater connected on a 27-yard field goal in the first quarter.

On Denver's first series of the second frame, the offense manufactured a 15-play, 93-yard scoring drive by relying on the running game. Running backs Knowshon Moreno and Montee Ball combined for 58 yards on eight carries (7.25 avg.). The drive concluded with a 1-yard touchdown reception by tight end Jacob Tamme.

New England scored their first points of the game when kicker Stephen Gostkowski made a 47-yard attempt with 2:54 left in the second quarter.

Denver was able to add a late second quarter field goal and enter halftime with a 13-3 lead.

Quarterback Peyton Manning (32-of-43 passing for 400 yds., 2 TDs, 0 INT) led the Broncos on a 13-play, 80-yard scoring drive to open the second half. Manning completed 6-of-7 passes on the series for 53 yards, which concluded with a 3-yard touchdown reception by wide receiver Demaryius Thomas (7 rec. for 134 yds., 1 TD).

Prater made his third field goal of the game early in the fourth quarter to increase the Broncos' lead to 23-3.

On the ensuing series, Patriots quarterback Tom Brady (24-of-38 passing for 277 yds., 1 TD, 0 INT) led New England's offense on a 9-play drive in which he completed 6-of-9 passes for 80 yards and a 7-yard touchdown pass to wide receiver Julian Edelman (10 rec. for 89 yds., 1 TD).

After Prater became the first Broncos' kicker in team history to make four field goals in a playoff game, Brady again led the Patriots on a scoring series. New England executed another 80-yard touchdown drive that resulted in a 5-yard run by Brady to cut the deficit to 26-16 with 3:06 left in the game. The Patriots would fail to convert on a two-point conversion attempt.

Gostkowski attempted a squib kick and wide receiver Eric Decker caught the ball to give Denver possession.

Denver would convert two first downs to drain the clock and preserve the 26-16 win over the Patriots to send the Broncos to their seventh Super Bowl.

OFFICIALS

Referee — Tony Corrente (99); **Umpire** — Paul King (121); **Head Linesman** — Kent Payne (79); **Line Judge** — John Hussey (35); **Side Judge** — Tom Hill (97); **Field Judge** — Craig Wrostad (4); **Back Judge** — Greg Wilson (119); **Replay** — Carl Madsen.

DENVER BRONCOS

OFFENSE

WR 88 D. Thomas
LT 75 C. Clark
LG 68 Z. Beadles
C 66 M. Ramirez
RG 65 L. Vasquez
RT 74 O. Franklin
TE 80 J. Thomas
WR 87 E. Decker
WR 83 W. Welker
QB 18 P. Manning
RB 27 K. Moreno

DEFENSE

LDE 97 M. Jackson
DT 92 S. Williams
NT 94 T. Knighton
RDE 90 S. Phillips
SLB 56 N. Irving
MLB 51 P. Lenon
WLB 59 D. Trevathan
LCB 24 C. Bailey
RCB 45 D. Rodgers-Cromartie
SS 33 D. Ihenacho
FS 20 M. Adams

BRONCOS SUBSTITUTIONS: P 4 B.Colquitt, K 5 M.Prater, WR 11 T.Holliday, WR 12 A.Caldwell, CB 23 Q.Jammer, RB 28 M.Ball, S 29 M.Huff, S 30 D.Barton, S 31 O.Bolden, CB 32 T.Carter, CB 36 K.Webster, LS 46 A.Brewer, LB 52 W.Woodyard, LB 53 S.Johnson, LB 54 B.Marshall, DE 57 J.Mincey, C 60 S.Vallos, T 77 W.Justice, TE 84 J.Tamme, TE 85 V.Green, DE 91 R.Ayers, DT 96 M.Unrein.
DID NOT PLAY: QB 17 B.Oswell, RB 22 C.Anderson. **INACTIVE:** QB 2 Z.Dysert, RB 21 R.Hillman, CB 34 M.Cole, T 70 V.Painter, G 73 C.Kuper, TE 81 J.Dressen, DT 98 S.Fua.

NEW ENGLAND PATRIOTS

OFFENSE

WR 80 D. Amendola
LT 77 N. Solder
LG 70 L. Mankins
C 62 R. Wendell
RG 63 D. Connolly
RT 61 M. Cannon
TE 47 M. Hoomanawanui
WR 11 J. Edelman
QB 12 T. Brady
RB 46 J. Develin
RB 34 S. Vereen

DEFENSE

LE 50 R. Ninkovich
DT 71 S. Siliga
DT 94 Chr. Jones
RE 95 Cha. Jones
LB 91 J. Collins
CB 25 K. Arrington
LB 54 D. Hightower
LCB 31 A. Talib
RCB 37 A. Dennard
S 28 S. Gregory
S 32 D. McCourty

PATRIOTS SUBSTITUTIONS: K 3 S.Gostkowski, P 6 R.Allen, WR 10 A.Collie, WR 17 A.Dobson, WR 18 M.Slater, RB 22 S.Ridley, CB 26 L.Ryan, DB 27 T.Wilson, RB 29 L.Blount, DB 30 D.Harmon, S 36 K.Davis, RB 38 B.Bolden, DB 43 N.Ebner, LS 48 D.Aiken, LB 52 D.Fletcher, LB 53 J.Davis, LB 59 C.White, DT 72 J.Vellano, OL 74 W.Svitke, TE 88 M.Mulligan, DE 96 A.Carter, DL 99 M.Buchanan.
DID NOT PLAY: QB 15 R.Mallett, OL 67 J.Kline. **INACTIVE:** DB 41 J.Green, TE 45 D.Williams, LB 58 S.Beauharnais, OL 64 C.Barker, WR 85 K.Thompkins, DT 90 I.Sopoaga, DE 92 J.Bequette.

		1	2	3	4	OT	TOTAL	FIELD GOALS (made () & missed)
VISITOR	New England Patriots	0	3	0	13	0	16	S. Gostkowski (47)
HOME	Denver Broncos	3	10	7	6	0	26	M. Prater (27) (35) (19) (54)

Team	Qtr	Clock Time	PLAY DESCRIPTION (Extra Point) (Drive Info)	SCORE Visitor Home
BRONCOS	1	3:43	M. Prater 27 yd. Field Goal (10-73, 4:07)	0 3
BRONCOS	2	7:50	J. Tamme 1 yd. pass from P. Manning (M. Prater kick) (15-93, 7:01)	0 10
PATRIOTS	2	2:54	S. Gostkowski 47 yd. Field Goal (9-51, 4:56)	3 10
BRONCOS	2	0:25	M. Prater 35 yd. Field Goal (8-63, 2:29)	3 13
BRONCOS	3	7:52	D. Thomas 3 yd. pass from P. Manning (M. Prater kick) (13-80, 7:08)	3 20
BRONCOS	4	12:02	M. Prater 19 yd. Field Goal (9-60, 5:23)	3 23
PATRIOTS	4	9:26	J. Edelman 7 yd. pass from T. Brady (S. Gostkowski kick) (9-80, 2:36)	10 23
BRONCOS	4	7:00	M. Prater 54 yd. Field Goal (6-39, 2:26)	10 26
PATRIOTS	4	3:07	T. Brady 5 yd. run (run failed) (10-80, 3:53)	16 26

FINAL INDIVIDUAL STATISTICS													
New England Patriots							Denver Broncos						
RUSHING	ATT	YDS	AVG	LG	TD		RUSHING	ATT	YDS	AVG	LG	TD	
S. Vereen	4	34	8.5	11	0		K. Moreno	14	59	4.2	28	0	
S. Ridley	5	17	3.4	8	0		M. Ball	12	43	3.6	9	0	
T. Brady	2	7	3.5	5	1		V. Green	1	6	6.0	6	0	
L. Blount	5	6	1.2	3	0		P. Manning	1	-1	-1.0	-1	0	
TOTAL	16	64	4.0	11	1		TOTAL	28	107	3.8	28	0	

TKD/									TKD/										
PASSING	ATT	CMP	YDS	YD	TD	LG	IN	Rtg.	PASSING	ATT	CMP	YDS	YD	TD	LG	IN	Rtg.		
T. Brady	38	24	277	2/21	1	27	0	93.9	P. Manning	43	32	400	0/0	2	37	0	118.4		
TOTAL	38	24	277	2/21	1	27	0	93.9	TOTAL	43	32	400	0/0	2	37	0	118.4		
PASS RECEIVING			NO	YDS	AVG	LG	TD		PASS RECEIVING			NO	YDS	AVG	LG	TD			
J. Edelman			10	89	8.9	18	1		J. Thomas			8	85	10.6	37	0			
S. Vereen			5	59	11.8	24	0		D. Thomas			7	134	19.1	30	1			
A. Collie			4	57	14.3	20	0		E. Decker			5	73	14.6	21	0			
A. Dobson			2	33	16.5	27	0		W. Welker			4	38	9.5	16	0			
M. Hoomanawanui			2	33	16.5	18	0		M. Ball			3	13	4.3	12	0			
M. Mulligan			1	6	6.0	6	0		J. Tamme			2	24	12.0	23	1			
									K. Moreno			2	22	11.0	18	0			
									A. Caldwell			1	11	11.0	11	0			
TOTAL			24	277	11.5	27	1		TOTAL			32	400	12.5	37	2			
INTERCEPTIONS			NO	YDS	AVG	LG	TD		INTERCEPTIONS			NO	YDS	AVG	LG	TD			
TOTAL			0	0	0.0	0	0		TOTAL			0	0	0.0	—	0			
PUNTING			NO	YDS	AVG	NET	TB	IN20	LG	PUNTING			NO	YDS	AVG	NET	TB	IN20	LG
R. Allen			3	147	49.0	49.0	0	3	60	B. Colquitt			1	48	48.0	28.0	1	0	48
TOTAL			3	147	49.0	49.0	0	3	60	TOTAL			1	48	48.0	28.0	1	0	48
PUNT RETURNS			NO	YDS	AVG	FC	LG	TD		PUNT RETURNS			NO	YDS	AVG	FC	LG	TD	
[TOUCHBACK]			1	0	0.0	0	0	0		E. Decker			0	0	0.0	1	0	0	
										[DOWNED]			2	0	0.0	0	0	0	
RETURNS			0	0	0.0	0	—	0		RETURNS			0	0	0.0	1	0	0	
KICKOFF RETURNS			NO	YDS	AVG	FC	LG	TD		KICKOFF RETURNS			NO	YDS	AVG	FC	LG	TD	
[TOUCHBACK]			7	0	0.0	0	0	0		T. Holliday			1	4	4.0	0	4	0	
										[TOUCHBACK]			2	0	0.0	0	0	0	
RETURNS			0	0	0.0	0	—	0		RETURNS			1	4	4.0	0	4	0	
Baltimore Ravens									Denver Broncos										
Own			Opp.			Out			Own			Opp.			Out				
FUMBLES	Fum	Lost	Rec.	Yds	TD	FF	Rec.	Yds	TD	Bnds	FUMBLES	Fum	Lost	Rec.	Yds	TD	Bnds		
TOTAL	0	0	0	0	0	0	0	0	0	0	TOTAL	0	0	0	0	0	0		

FINAL TEAM STATISTICS													
PATRIOTS							BRONCOS						
TOTAL FIRST DOWNS	19						27						
By Rushing	4						5						
By Passing	15						21						
By Penalty	0						1						
THIRD DOWN EFFICIENCY	6-12-50%						7-13-54%						
FOURTH DOWN EFFICIENCY	1-2-50%						1-1-100%						
TOTAL NET YARDS	320						507						
Total Offensive Plays (inc. times thrown passing)	56						71						
Average gain per offensive play	5.7						7.1						
NET YARDS RUSHING	64						107						
Total Rushing Plays	16						28						
Average gain per rushing play	4.0						3.8						
Tackles for a loss-number and yards	1-1						2-6						
NET YARDS PASSING	256						400						
Times thrown - yards lost attempting to pass	2-21						0-0						
Gross yards passing	277						400						
PASS ATTEMPTS-COMPLETIONS-HAD INTERCEPTED	38-24-0						43-32-0						
Avg gain per pass play (inc.# thrown passing)	6.4						9.3						
KICKOFFS Number-In End Zone-Touchbacks	4-2-2						7-7-7						
PUNTS Number and Average	3-49.0						1-48.0						
Had Blocked	0						0						
FGs - PATs Had Blocked	0-0						0-0						
Net Punting Average	49.0						28.0						
TOTAL RETURN YARDAGE (Not Including Kickoffs)	0						0						
No. and Yards Punt Returns	0-0						0-0						
No. and Yards Kickoff Returns	0-0						1-4						
No. and Yards Interception Returns	0-0						0-0						
PENALTIES Number and Yards	2-15						4-34						
FUMBLES Number and Lost	0-0						0-0						
TOUCHDOWNS	2						2						
Rushing	1						0						
Passing	1						2						
EXTRA POINTS Made-Attempts	1-2						2-2						
Kicking Made-Attempts	1-1						2-2						
Rushing Made-Attempts	0-1						0-0						
FIELD GOALS Made-Attempts	1-1						4-4						
RED ZONE EFFICIENCY	2-3-67%						2-6-33%						
GOAL TO GO EFFICIENCY	1-1-100%						2-4-50%						
SAFETIES	0						0						
FINAL SCORE	16						26						
TIME OF POSSESSION	24:16						35:44						

BRONCOS DEFENSIVE STATISTICS																	
(based on coaches' film review)																	
PLAYER	UT	A	TT	S-YDS	I-YDS	PD	FF	FR	PLAYER	UT	A	TT	S-YDS	I-YDS	PD	FF	FR
D. Trevathan	8	0	8	0-0	0-0	0	0	0	W. Woodard	2	0	2	0-0	0-0	0	0	0
D. Ihenacho	4	1	5	0-0	0-0	0	0	0	S. Phillips	2	0	2	0-0	0-0	0	0	0
T. Knighton	4	0	4	1-10	0-0	0	0	0	R. Ayers	1	0	1	1-11	0-0	0	0	0
M. Adams	4	0	4	0-0	0-0	1	0	0	P. Lenon	1	0	1	0-0	0-0	0	0	0
T. Carter	3	1	4	0-0	0-0	2	0	0	D. Bruton	1	0	1	0-0	0-0	0	0	0
D. Rodgers-Cromarie	3	0	3	0-0	0-0	1	0	0	M. Huff	1	0	1	0-0	0-0	0	0	0
C. Bailey	3	0	3	0-0	0-0	0	0	0	M. Jackson	0	0	0	0-0	0-0	1	0	0
N. Irving	2	0	2	0-0	0-0	0	0	0	TEAM TOTALS	39	2	41	2-21	0-0	5	0	0
J. Mincey	2	0	2	1-8	0-0	0	0	0									



Denver 24, San Diego 17

Sunday, Jan. 12, 2014 • 2:40 p.m. MST • Sports Authority Field at Mile High • Denver

WEATHER: PARTLY CLOUDY, 41°, WIND NW 17 MPH • TIME: 3:13 • ATTENDANCE: 76,969

2013 AFC Divisional Playoff Game

The Denver Broncos defeated their AFC West rival San Diego Chargers 24-17 in the divisional round on a windy afternoon at Sports Authority Field at Mile High.

Denver's defense shut out the Chargers through three quarters and held on through the final frame to help the Broncos advance to their ninth-ever AFC Championship Game.

After forcing the Chargers to punt on the opening series of the game, quarterback Peyton Manning led the Broncos offense on a 14-play, 86-yard drive that culminated in a 2-yard touchdown reception by wide receiver Demaryius Thomas (8 rec. for 54 yds., 1 TD) to give Denver the early lead.

San Diego recovered a fumble by tight end Julius Thomas in the second quarter but kicker Nick Novak missed a 53-yard field goal attempt.

Denver was able to take advantage of the good field position as Manning completed a 3-yard touchdown pass to wide receiver Wes Welker on its ensuing possession.

The Broncos were able to move the ball deep into San Diego territory at the end of the half, but Manning was intercepted in the end zone and the Broncos entered halftime with a 14-0 lead.

On the opening drive of the third quarter, Manning (25-of-36 passing for 230 yds., 2 TDs, 1 INT) completed 5-of-7 passes for 36 yards and kicker Matt Prater made a 45-yard field goal attempt.

The Broncos defense remained stout throughout the third quarter before quarterback Philip Rivers (18-of-27 passing for 217 yds., 2 TDs, 0 INT) completed a 16-yard touchdown pass to rookie wide receiver Keenan Allen with 12:59 left in the final frame.

Denver's offense conducted its own scoring drive on the next series as running back Knowshon Moreno scampered for a 3-yard touchdown run to increase the Broncos' lead to 24-7.

On San Diego's next possession, Rivers and Allen (6 rec. for 142 yds., 2 TDs) connected again on a 16-yard touchdown pass. The Chargers attempted an onside kick and cornerback Richard Marshall recovered the ball after it deflected off of Broncos wide receiver Eric Decker.

San Diego's opportunistic offense, led by Rivers, orchestrated an 8-play, 48-yard drive that resulted in a 30-yard field goal by Novak to reduce Denver's lead to 24-17.

After a Chargers' squib kick, the Broncos gained possession of the ball with 5:40 left in the game. Denver would convert three critical third downs, including a 21-yard pass from Manning to Julius Thomas (6 rec. for 76 yds, 0 TDs) on 3rd down and 17, to preserve the win.

OFFICIALS

Referee — Clete Blakeman (34); **Umpire** — Fred Bryan (11); **Head Linesman** — Jim Mello (48); **Line Judge** — Jeff Seeman (45); **Side Judge** — Dave Wyant (16); **Field Judge** — Bob Waggoner (25); **Back Judge** — Dino Paganelli (105); **Replay** — Mark Burns.

DENVER BRONCOS

OFFENSE

WR 88 D. Thomas
LT 75 C. Clark
LG 68 Z. Beadles
C 66 M. Ramirez
RG 65 L. Vasquez
RT 74 O. Franklin
TE 80 J. Thomas
WR 87 E. Decker
WR 83 W. Welker
QB 18 P. Manning
RB 27 K. Moreno

DEFENSE

LDE 97 M. Jackson
DT 92 S. Williams
NT 94 T. Knighton
RDE 90 S. Phillips
SLB 56 N. Irving
MLB 51 P. Lenon
WLB 59 D. Trevathan
LCB 25 C. Harris Jr.
RCB 45 D. Rodgers-Cromartie
SS 33 D. Ihenacho
FS 20 M. Adams

BRONCOS SUBSTITUTIONS: P 4 B.Colquhitt, K 5 M.Prater, WR 11 T.Holliday, WR 12 A.Caldwell, CB 23 Q.Jammer, CB 24 C.Bailey, RB 28 M.Ball, S 29 M.Huff, S 30 D.Bruton, S 31 O.Bolden, CB 36 K.Webster, LS 46 A.Brewer, LB 52 W.Woodward, LB 53 S.Johnson, LB 54 B.Marshall, DE 57 J.Mincey, C 60 S.Vallos, TE 84 J.Tamme, TE 85 V.Green, DE 91 R.Ayers, DT 96 M.Unrein. **DID NOT PLAY:** QB 17 B.Osweller, RB 22 C.Anderson, T 77 W.Justice. **INACTIVE:** QB 2 Z.Dyrest, RB 21 R.Hillman, CB 32 T.Carter, G 73 C.Kuper, TE 81 J.Dreessen, DE 95 D.Wolfe, DT 98 S.Fua.

SAN DIEGO CHARGERS

OFFENSE

TE 89 L. Green
WR 13 K. Allen
LT 77 K. Dunlap
LG 78 C. Rinehart
C 61 N. Hardwick
RG 63 J. Troutman
RT 76 D. Fluker
TE 85 A. Gates
WR 11 E. Royal
QB 17 P. Rivers
RB 24 R. Mathews

DEFENSE

RE 94 C. Liuget
LE 91 K. Reyes
OLB 54 M. Ingram
ILB 50 M. Te'o
ILB 56 D. Butler
OLB 96 J. Johnson
LCB 31 R. Marshall
RCB 29 S. Wright
SS 38 M. Gilchrist
FS 37 J. Addae
FS 32 E. Weddle

CHARGERS SUBSTITUTIONS: P 5 M.Scifres, K 9 N.Novak, WR 16 S.Ajrotutu, CB 20 C.Butler, CB 22 D.Cox, RB 23 R.Brown, S 25 D.Stuckey, RB 33 L.McClain, RB 39 D.Woodhead, LS 47 M.Windt, ILB 52 R. Walker, OLB 58 T.Williams, ILB 59 A.Gachkar, G-T 70 S.Schilling, DE 71 L.Guy, C-G 74 R.Ohrnberger, TE 81 J.Byrne, WR 86 V.Brown, OLB 90 T.Keiser, DT 92 C.Thomas, ILB 97 B.Bird. **DID NOT PLAY:** QB 6 C.Whitehurst, T 69 W.Smith, DT 95 K. Geathers. **INACTIVE:** QB 4 B.Sorensen, WR-KR 10 L.Hawkins, SS 28 B.Taylor, CB 35 M.Cromartie, G-T 66 J.Clary, T 72 K.Wiggins, DE 98 S.Lissemore.

		1	2	3	4	OT	TOTAL	FIELD GOALS (made () & missed)	
VISITOR	San Diego Chargers	0	0	0	17	0	17	N. Novak	53WL (30)
HOME	Denver Broncos	7	7	3	7	0	24	M. Prater	(45) 47WL

Team	Qtr	Clock Time	PLAY DESCRIPTION (Extra Point) (Drive Info)	Score Visitor	Score Home
BRONCOS	1	2:25	D. Thomas 2 yd. pass from P. Manning (M. Prater kick) (14-86, 7:01)	0	7
BRONCOS	2	6:00	W. Welker 3 yd. pass from P. Manning (M. Prater kick) (9-57, 5:13)	0	14
BRONCOS	3	9:35	M. Prater 45 yd. Field Goal (12-37, 5:25)	0	17
CHARGERS	4	12:59	K. Allen 16 yd. pass from P. Rivers (N. Novak kick) (6-63, 3:08)	7	17
BRONCOS	4	8:12	K. Moreno 3 yd. run (M. Prater kick) (9-81, 4:47)	7	24
CHARGERS	4	5:43	K. Allen 16 yd. pass from P. Rivers (N. Novak kick) (7-80, 2:29)	14	24
CHARGERS	4	3:53	N. Novak 30 yd. Field Goal (8-48, 1:50)	17	24

Final Individual Statistics																			
San Diego Chargers									Denver Broncos										
Rushing		Att	Yds	Avg	LG	TD	Rushing		Att	Yds	Avg	LG	TD						
D. Woodhead		9	29	3.2	8	0	K. Moreno		23	82	3.6	14	1						
R. Mathews		5	26	5.2	16	0	M. Ball		10	52	5.2	9	0						
P. Rivers		3	10	3.3	6	0	P. Manning		1	-1	-1.0	-1	0						
R. Brown		1	0	0.0	0	0													
TOTAL		18	65	3.6	16	0	TOTAL		34	133	3.9	14	1						
Passing		Att	Cmp	Yds	Yd	TD	LG	In	Rtg.	Passing		Att	Cmp	Yds	Yd	TD	LG	In	Rtg.
P. Rivers		27	18	217	4/23	2	49	0	115.8	P. Manning		36	25	230	0/0	2	21	1	93.5
TOTAL		27	18	217	4/23	2	49	0	115.8	TOTAL		36	25	230	0/0	2	21	1	93.5
Pass Receiving		NO		YDS	AVG	LG	TD	Pass Receiving		NO		YDS	AVG	LG	TD				
K. Allen		6		142	23.7	49	2	D. Thomas		8		54	6.8	9	1				
R. Brown		4		18	4.5	5	0	J. Thomas		6		76	12.7	21	0				
D. Woodhead		3		10	3.3	7	0	W. Welker		6		38	6.3	8	1				
A. Gates		2		10	5.0	5	0	E. Decker		2		32	16.0	19	0				
L. Green		2		7	3.5	5	0	A. Caldwell		1		15	15.0	15	0				
E. Royal		1		30	30.0	30	0	K. Moreno		1		12	12.0	12	0				
TOTAL		18		217	12.1	49	2	TOTAL		25		230	9.2	21	2				
Interceptions		NO		YDS	AVG	LG	TD	Interceptions		NO		YDS	AVG	LG	TD				
D. Butler		1		0	0.0	0	0	TOTAL		0		0	0.0	—	0				
TOTAL		1		0	0.0	0	0	TOTAL		0		0	0.0	—	0				
Punting		NO	YDS	AVG	NET	TB	IN20	LG	Punting		NO	YDS	AVG	NET	TB	IN20	LG		
M. Scifres		4	207	51.8	30.3	1	1	62	TOTAL		0	0	0.0	0.0	0	0	—		
TOTAL		4	207	51.8	30.3	1	1	62	TOTAL		0	0	0.0	0.0	0	0	—		
Punt Returns		NO		YDS	AVG	FC	LG	TD	Punt Returns		NO		YDS	AVG	FC	LG	TD		
E. Decker		3		66	22.0	0	47	0	[TOUCHBACK]		1		0	0.0	0	0	0		
TOTAL		3		66	22.0	0	47	0	TOTAL		3		66	22.0	0	47	0		
Kickoff Returns		NO		YDS	AVG	FC	LG	TD	Kickoff Returns		NO		YDS	AVG	FC	LG	TD		
[TOUCHBACK]		5		0	0.0	0	0	0	T. Holliday		3		77	25.7	0	37	0		
TOTAL		0		0	0.0	0	—	0	TOTAL		3		77	25.7	0	37	0		
Baltimore Ravens		Own		Opp.		Out		Denver Broncos		Own		Opp.		Out					
Fumbles	Fum	Lost	Rec.	Yds	TD	FF	Rec.	Yds	TD	Fumbles	Fum	Lost	Rec.	Yds	TD	Bnds			
J. Addae	0	0	0	0	0	1	0	0	0	J. Thomas	1	1	0	0	0	0			
R. Marshall	0	0	0	0	0	0	1	1	0										
TOTAL	0	0	0	0	0	1	1	1	0	TOTAL	1	1	0	0	0	0			

FINAL TEAM STATISTICS					
	CHARGERS	BRONCOS		CHARGERS	BRONCOS
TOTAL FIRST DOWNS	13	26	Fgs - PATs Had Blocked	0-0	0-0
By Rushing	1	13	Net Punting Average	30.3	0.0
By Passing	10	11	TOTAL RETURN YARDAGE (Not Including Kickoffs)	0	66
By Penalty	2	2	No. and Yards Punt Returns	0-0	3-66
THIRD DOWN EFFICIENCY	4-12-33%	9-13-69%	No. and Yards Kickoff Returns	0-0	3-77
FOURTH DOWN EFFICIENCY	1-1-100%	0-0-0%	No. and Yards Interception Returns	1-0	0-0
TOTAL NET YARDS	259	363	PENALTIES Number and Yards	8-63	6-50
Total Offensive Plays (inc. times thrown passing)	49	70	FUMBLES Number and Lost	0-0	1-1
Average gain per offensive play	5.3	5.2	TOUCHDOWNS	2	3
NET YARDS RUSHING	65	133	Rushing	0	1
Total Rushing Plays	18	34	Passing	2	2
Average gain per rushing play	3.6	3.9	EXTRA POINTS Made-Attempts	2-2	3-3
Tackles for a loss-number and yards	0-0	2-3	Kicking Made-Attempts	2-2	3-3
NET YARDS PASSING	194	230	FIELD GOALS Made-Attempts	1-2	1-2
Times thrown - yards lost attempting to pass	4-23	0-0	RED ZONE EFFICIENCY	2-3-67%	3-4-75%
Gross yards passing	217	230	GOAL TO GO EFFICIENCY	0-0-0%	3-4-75%
PASS ATTEMPTS-COMPLETIONS-HAD INTERCEPTED	27-30-0	36-25-1	SAFETIES	0	0
Avg gain per pass play (inc.# thrown passing)	6.3	6.4	FIELD SCORE	17	17
KICKOFFS Number-In End Zone-Touchbacks	4-2	5-5-5	TIME OF POSSESSION	24:33	35:27
PUNTS Number and Average	4-51.8	0-0-0			
Had Blocked	0	0			

BRONCOS DEFENSIVE STATISTICS																	
(based on coaches' film review)																	
PLAYER	UT	A	TT	S-YDS	I-YDS	PD	FF	FR	PLAYER	UT	A	TT	S-YDS	I-YDS	PD	FF	FR
D. Rodgers-Cromartie	4	0	4	0-0	0-0	3	0	0	C. Harris Jr.	2	0	2	0-0	0-0	1	0	0
C. Bailey	4	0	4	0-0	0-0	0	0	0	M. Adams	2	0	2	0-0	0-0	0	0	0
D. Trevathan	3	1	4	0-0	0-0	0	0	0	W. Woodyard	1	1	2	0-0	0-0	0	0	0
Q. Jamar	3	1	4	0-0	0-0	0	0	0	R. Ayers	1	1	2	0-0	0-0	0	0	0
M. Jackson	3	0	3	1-5	0-0	0	0	0	P. Lenon	1	0	1	0-0	0-0	0	0	0
N. Irving	3	0	3	0-0	0-0	0	0	0	D. Ihenacho	1	0	1	0-0	0-0	0	0	0
T. Knighton	2	1	3	0-0	0-0	0	0	0	S. Williams	0	1	1	0-0	0-0	0	0	0
S. Phillips	2	0	2	2-10	0-0	0	0	0	TEAM TOTALS	34	6	40	4-23	0-0	4	0	0



Baltimore 38, Denver 35 OT

Saturday, Jan. 12, 2013 • 2:36 p.m. MST • Sports Authority Field at Mile High • Denver

WEATHER: Partly Cloudy, 13°. Wind E 8 mph • TIME: 4:11 • ATTENDANCE: 76,732

2012 AFC Divisional Playoff Game

The No. 1-seed Denver Broncos played the fourth-longest game in NFL history, eventually falling to the No. 4-seed Baltimore Ravens 38-35 in the second overtime in front of 76,732 fans at Sports Authority Field at Mile High.

Despite a temperature of 13 degrees at kickoff, marking the coldest postseason game in Broncos history, the teams combined for 877 yards and 73 points in the thriller.

Special teams played a key role for the Broncos early on as midseason acquisition Trindon Holliday returned his first punt 90 yards for a touchdown to give Denver an early 7-0 advantage.

Baltimore answered quickly, as quarterback Joe Flacco hit wide receiver Torrey Smith for a 59-yard scoring pass to knot the score at seven apiece.

The Ravens' momentum continued on Denver's next drive, when cornerback Corey Graham caught a deflected pass and took the interception 39 yards for a touchdown and a 14-7 Baltimore lead.

Broncos quarterback Peyton Manning, who completed 28-of-43 passes (65.1%) for 290 yards and three touchdowns with two interceptions (88.3 rtg.) on the day, recovered from the miscue to lead a 74-yard scoring series—capping the drive with a 15-yard touchdown pass to wide receiver Brandon Stokley.

In the second frame, the Broncos marched 86 yards on eight plays, finishing the scoring drive with a 14-yard strike from Manning to tailback Knowshon Moreno. Flacco and Smith collaborated again to tie the game again just before halftime.

Holliday swung the momentum in Denver's favor again by taking the opening second-half kickoff 104 yards for a touchdown to become the first player in NFL history to score a touchdown on a punt return and a kickoff return.

Denver drove near midfield and threatened to extend its lead near the end of the third quarter before Manning's fumble in the pocket was recovered by Ravens defensive end Paul Kruger.

Four plays later, Baltimore running back Ray Rice scored on a 1-yard touchdown run to tie to the game at 28-28.

Wide receiver Demaryius Thomas caught a 17-yard touchdown pass from Manning with 7:18 remaining, and Denver stopped Baltimore on fourth down on its ensuing possession, but Flacco was able to hit wide receiver Jacoby Jones for a 70-yard touchdown with :31 seconds remaining to send the game to overtime.

The teams battled through a scoreless first overtime, but after a Manning interception near midfield at the end of the fifth frame, the Ravens advanced with a 47-yard field goal by kicker Justin Tucker.

OFFICIALS

Referee — Bill Vinovich (52); **Umpire** — Undrey Wash (96); **Head Linesman** — George Hayward (54); **Line Judge** — Ron Marinucci (107); **Side Judge** — Ronald Tolbert (62); **Field Judge** — Bob Waggoner (25); **Back Judge** — Billy Smith (2); **Replay** — Tom Sifferman.

DENVER BRONCOS

OFFENSE

WR 88 D. Thomas
LT 78 R. Clady
LG 68 Z. Beadles
C 67 D. Koppen
RG 65 M. Ramirez
RT 74 O. Franklin
TE 81 J. Dreesen
WR 87 E. Decker
QB 18 P. Manning
RB 27 K. Moreno
WR 14 B. Stokley

DEFENSE

LDE 95 D. Wolfe
NT 97 J. Bannan
DT 99 K. Vickerson
RDE 92 E. Dumervil
SLB 58 V. Miller
MLB 57 K. Brooking
WLB 55 D. Williams
LCB 24 C. Bailey
RCB 25 C. Harris
FS 26 R. Moore
SS 20 M. Adams

BRONCOS SUBSTITUTIONS: P 4 B.Colquhitt, K 5 M.Prater, WR 11 T.Holliday, WR 12 M.Willis, RB 21 R.Hillman, SS 30 D.Brunton, CB 31 O.Bolden, CB 32 T.Carter, RB 35 L.Ball, FS 36 J.Leonard, FB 40 J.Hester, LS 46 A.Brewer, MLB 53 S.Johnson, WLB 55 D.Williams, SLB 56 N.Irving, WLB 59 D.Trevathan, G 65 M.Ramirez, DL 70 M.Jackson, T 75 C.Clark, TE 84 J.Tamme, TE 85 V.Green, DE 91 R.Ayers, NT 96 M.Unrein. **DID NOT PLAY:** QB 6 B.Osweller. **INACTIVE:** QB 16 C.Hanie, WR 17 A.Caldwell, CB 22 T.Porter, FB 49 C.Gronkowski, C/G 54 C.Davis, TE 80 J.Thomas, NT 98 S.Siliga.

BALTIMORE RAVENS

OFFENSE

WR 82 T. Smith
LT 78 B. McKinnie
LG 72 K. Osemele
C 77 M. Birk
RG 73 M. Yanda
RT 74 M. Oher
TE 84 E. Dickson
WR 81 A. Boldin
QB 5 J. Flacco
FB 44 V. Leach
RB 27 R. Rice

DEFENSE

DT 92 H. Ngata
DE 96 M. Kemoeatu
NT 99 P. Kruger
RUSH 55 T. Suggs
WLB 59 D. Ellerbe
MLB 52 R. Lewis
CB 23 C. Brown
LCB 24 C. Graham
RCB 29 C. Williams
SS 31 B. Pollard
FS 20 E. Reed

RAVENS SUBSTITUTIONS: P 4 S.Koch, K 9 J.Tucker, WR/RS 12 J.Jones, WR 17 T.Doss, CB 22 J.Smith, CB 25 A.Jackson, RB 30 B.Pierce, S 32 J.Hedgibco, RB 35 A.Allen, S 37 S.Considine, LS 46 M.Cox, LB 50 A.McClellan, LB 51 B.Ayanbadejo, LB 56 J.Bynes, NT 62 T.Cody, G 63 B.Williams, G/C 66 G.Gradkowski, TE 86 B.Bajema, TE 88 D.Pitta, DE 90 P.McPhee, OLB 91 C.Upshaw, DE 93 D.Tyson, DE 97 A.Jones. **DID NOT PLAY:** QB 2 T.Taylor. **INACTIVE:** WR/RS 16 D.Reed, S 38 O.Brown, CB 39 C.Johnson, OLB 54 A.Hamilton, G/T 70 R.Harewood, WR/RS 83 D.Thompson, DT 95 B.Hall.

		1	2	3	4	OT	TOTAL	FIELD GOALS (made () & missed)	
VISITOR	Baltimore Ravens	14	7	7	7	3	38	J. Tucker	(47)
HOME	Denver Broncos	14	7	7	7	0	35	M. Prater	52SH

Team	Qtr	Clock Time	PLAY DESCRIPTION (Extra Point) (Drive Info)	SCORE	
				Visitor	Home
BRONCOS	1	12:14	T. Holliday 90 yd. punt return (M. Prater kick)	0	7
RAVENS	1	10:31	T. Smith 59 yd. pass from J. Flacco (J. Tucker kick) (4-94, 1:43)	7	7
RAVENS	1	9:49	C. Graham 39 yd. interception return (J. Tucker kick)	14	7
BRONCOS	1	4:02	B. Stokley 15 yd. pass from P. Manning (M. Prater kick) (11-74, 5:47)	14	14
BRONCOS	2	7:26	K. Moreno 14 yd. pass from P. Manning (M. Prater kick) (8-86, 3:35)	14	21
RAVENS	2	0:36	T. Smith 32 yd. pass from J. Flacco (J. Tucker kick) (3-58, 0:40)	21	21
BRONCOS	3	14:47	T. Holliday 104 yd. kickoff return (M. Prater kick)	21	28
RAVENS	3	0:30	R. Rice 1 yd. run (J. Tucker kick) (5-37, 2:27)	28	28
BRONCOS	4	7:11	D. Thomas 17 yd. pass from P. Manning (M. Prater kick) (10-88, 4:58)	28	35
RAVENS	4	0:31	J. Jones 70 yd. pass from J. Flacco (J. Tucker kick) (3-77, 0:38)	35	35
RAVENS	6	13:18	J. Tucker 47 yd. Field Goal (6-16, 2:33)	38	35

FINAL INDIVIDUAL STATISTICS

Baltimore Ravens											Denver Broncos															
RUSHING	ATT	YDS	AVG	LG	TD	RUSHING	ATT	YDS	AVG	LG	TD	RUSHING	ATT	YDS	AVG	LG	TD									
R. Rice	30	131	4.4	32	1	R. Hillman	22	83	3.8	11	0	R. Hillman	22	83	3.8	11	0									
B. Pierce	5	14	2.8	4	0	K. Moreno	10	32	3.2	8	0	K. Moreno	10	32	3.2	8	0									
J. Flacco	2	7	3.5	7	0	J. Hester	8	11	1.4	2	0	J. Hester	8	11	1.4	2	0									
V. Leach	1	3	3.0	3	0	P. Manning	1	-1	-1.0	-1	0	P. Manning	1	-1	-1.0	-1	0									
T. Smith	1	0	0.0	0	0																					
TOTAL	39	155	4.0	32	1	TOTAL	41	125	3.0	11	0	TOTAL	41	125	3.0	11	0									
PASSING	ATT	CMP	YDS	TD	LG	INT	Rtg.	PASSING	ATT	CMP	YDS	TD	LG	INT	Rtg.	PASSING	ATT	CMP	YDS	TD	LG	INT	Rtg.			
J. Flacco	34	18	331	1/7	3	70	0	116.2	P. Manning	43	28	290	3/17	3	32	2	88.3	P. Manning	43	28	290	3/17	3	32	2	88.3
TOTAL	34	18	331	1/7	3	70	0	116.2	TOTAL	43	28	290	3/17	3	32	2	88.3	TOTAL	43	28	290	3/17	3	32	2	88.3
PASS RECEIVING	NO	YDS	AVG	LG	TD	PASS RECEIVING	NO	YDS	AVG	LG	TD	PASS RECEIVING	NO	YDS	AVG	LG	TD									
A. Boldin	6	71	11.8	19	0	E. Decker	6	84	14.0	32	0	E. Decker	6	84	14.0	32	0									
T. Smith	3	98	32.7	59	2	J. Dreesen	6	46	7.7	11	0	J. Dreesen	6	46	7.7	11	0									
D. Pitta	3	55	18.3	24	0	J. Tamme	3	44	14.7	21	0	J. Tamme	3	44	14.7	21	0									
E. Dickson	3	29	9.7	14	0	D. Thomas	3	37	12.3	17	1	D. Thomas	3	37	12.3	17	1									
J. Jones	2	77	38.5	70	1	B. Stokley	3	27	9.0	15	1	B. Stokley	3	27	9.0	15	1									
V. Leach	1	1	1.0	1	0	R. Hillman	3	20	6.7	11	0	R. Hillman	3	20	6.7	11	0									
						K. Moreno	2	21	10.5	14	1	K. Moreno	2	21	10.5	14	1									
						J. Hester	1	7	7.0	7	0	J. Hester	1	7	7.0	7	0									
						M. Willis	1	4	4.0	4	0	M. Willis	1	4	4.0	4	0									
TOTAL	18	331	18.4	70	3	TOTAL	28	290	10.4	32	3	TOTAL	28	290	10.4	32	3									
INTERCEPTIONS	NO	YDS	AVG	LG	TD	INTERCEPTIONS	NO	YDS	AVG	LG	TD	INTERCEPTIONS	NO	YDS	AVG	LG	TD									
C. Graham	2	39	19.5	39	1	C. Graham	2	39	19.5	39	1	C. Graham	2	39	19.5	39	1									
TOTAL	2	39	19.5	39	1	TOTAL	0	0	0.0	—	0	TOTAL	0	0	0.0	—	0									
PUNTING	NO	YDS	AVG	NET	TB	IN20	LG	PUNTING	NO	YDS	AVG	NET	TB	IN20	LG	PUNTING	NO	YDS	AVG	NET	TB	IN20	LG			
S. Koch	8	386	48.3	37.0	0	6	58	S. Koch	5	244	48.8	44.4	0	3	59	S. Koch	5	244	48.8	44.4	0	3	59			
TOTAL	8	386	48.3	37.0	0	6	58	TOTAL	5	244	48.8	44.4	0	3	59	TOTAL	5	244	48.8	44.4	0	3	59			
PUNT RETURNS	NO	YDS	AVG	FC	LG	TD	PUNT RETURNS	NO	YDS	AVG	FC	LG	TD	PUNT RETURNS	NO	YDS	AVG	FC	LG	TD						
J. Jones	1	14	14.0	1	14	0	T. Holliday	3	90	30.0	1	90	1	T. Holliday	3	90	30.0	1	90	1						
T. Doss	1	8	8.0	0	8	0	J. Leonhard	0	0	0.0	1	0	0	J. Leonhard	0	0	0.0	1	0	0						
E. Reed	1	0	0.0	0	0	0	[DOWNED]	2	0	0.0	0	0	0	[DOWNED]	2	0	0.0	0	0	0						
[DOWNED]	1	0	0.0	0	0	0	[OUT OF BOUNDS]	1	0	0.0	0	0	0	[OUT OF BOUNDS]	1	0	0.0	0	0	0						
RETURNS	3	22	7.3	1	14	0	RETURNS	3	90	30.0	2	90	1	RETURNS	3	90	30.0	2	90	1						
KICKOFF RETURNS	NO	YDS	AVG	FC	LG	TD	KICKOFF RETURNS	NO	YDS	AVG	FC	LG	TD	KICKOFF RETURNS	NO	YDS	AVG	FC	LG	TD						
J. Jones	4	64	16.0	0	24	0	T. Holliday	3	158	52.7	0	104	1	T. Holliday	3	158	52.7	0	104	1						
[TOUCHBACK]	3	0	0.0	0	0	0	L. Ball	1	13	13.0	0	13	0	L. Ball	1	13	13.0	0	13	0						
							[TOUCHBACK]	2	0	0.0	0	0	0	[TOUCHBACK]	2	0	0.0	0	0	0						
RETURNS	4	64	16.0	0	24	0	RETURNS	4	171	42.8	0	104	1	RETURNS	4	171	42.8	0	104	1						
Baltimore Ravens	Fum	Lost	Own	Rec.	Yds	TD	FF	Rec.	Yds	TD	Bnds	Denver Broncos	Fum	Lost	Own	Rec.	Yds	TD	FF	Rec.	Yds	TD	Bnds			
J. Flacco	1	1	0	0	0	0	0	0	0	0	0	P. Manning	2	1	0	0	0	0	0	1	0	0	0			
P. McPhee	0	0	0	0	0	1	0	0	0	0	0	K. Brooking	0	0	0	0	0	0	0	1	0	0	0			
T. Suggs	0	0	0	0	0	1	0	0	0	0	0															
P. Kruger	0	0	0	0	0	0	1	0	0	0	0															
TOTAL	1	1	0	0	0	2	1	0	0	0	0	TOTAL	2	1	0	0	0	0	0	1	0	0	0			

FINAL TEAM STATISTICS

	RAVENS		BRONCOS			RAVENS		BRONCOS	
TOTAL FIRST DOWNS	21	30	FGs - PATs Had Blocked			0-0	0-0		
By Rushing	4	9	Net Punting Average			37.0	44.4		
By Passing	15	15	TOTAL RETURN YARDAGE (Not Including Kickoffs)			61	90		
By Penalty	3	6	No. and Yards Punt Returns			3-22	3-90		
THIRD DOWN EFFICIENCY	7-17-41%	7-16-44%	No. and Yards Kickoff Returns			4-64	4-171		
FOURTH DOWN EFFICIENCY	0-1-0%	1-1-100%	No. and Yards Interception Returns			2-39	0-0		
TOTAL NET YARDS	457	398	PENALTIES Number and Yards			8-58	10-87		
Total Offensive Plays (inc. times thrown passing)	74	87	FUMBLES Number and Lost			1-1	2-1		
Average gain per offensive play	6.5	4.6	TOUCHDOWNS			5	5		
NET YARDS RUSHING	155	125	Rushing			1	0		
Total Rushing Plays	39	41	Passing			3	3		
Average gain per rushing play	4.0	3.0	Interceptions			1	0		
Tackles for a loss-number and yards	0-0	2-4	Punt Returns			0	1		
NET YARDS PASSING	324	273	Kickoff Returns			1	0		
Times thrown - yards lost attempting to pass	1-7	3-17	EXTRA POINTS Made-Attempts			5-5	5-5		
Gross yards passing	331	290	Kicking Made-Attempts			5-5	5-5		
PASS ATTEMPTS-COMPLETIONS-HAD INTERCEPTED	34-18-0	43-28-2	FIELD GOALS Made-Attempts			1-1	0-1		
Avg gain per pass play (inc.# thrown passing)	9.3	5.9	RED ZONE EFFICIENCY			1-1-100%	3-3-100%		
KICKERS Number in End Zone-Touchbacks	6-4-2	7-5-3	GOAL TO GO EFFICIENCY			1-1-100%	0-0-0%		
PUNTS Number and Average	8-48-3	5-48-8	SAFETIES			0	0		
Had Blocked	0	0	FINAL SCORE			38	35		
			TIME OF POSSESSION			36:36	40:06		



New England 45, Denver 10

Saturday, Jan. 14, 2012 • 8:15 p.m. EST • Gillette Stadium • Foxborough, Mass.

WEATHER: Partly Cloudy, 24° (wind chill 12°), Wind WNW 13 mph • TIME: 3:10 • ATTENDANCE: 68,756

2011 AFC Divisional Playoff Game

The Denver Broncos fell short of extending their magical season all the way to the AFC Championship Game with a 45-10 loss to the New England Patriots at Gillette Stadium in front of 68,756 fans.

Unable to avenge its Week 15 home loss to the Patriots, Denver surrendered 509 yards of total offense to New England, including 363 passing yards and an NFL postseason record-tying six touchdowns by quarterback Tom Brady.

Battling frigid temperatures throughout the evening, Brady completed 26-of-34 passes (76.5%) and threw scoring strikes to four different receivers.

Patriots tight end Rob Gronkowski was Brady's primary target throughout the contest, reeling in 10 receptions for 143 yards and three first-half touchdowns.

New England took just 1:51 to record its first touchdown—a 7-yard strike from Brady to wide receiver Wes Welker. Gronkowski made a 10-yard scoring catch on the Patriots' next possession to give the home team an early 14-0 advantage.

An interception by rookie safety Quinton Carter gave Denver the ball at New England's 24-yard line late in the opening quarter, and the Broncos capitalized by cutting the deficit to seven in just four plays. Running back Willis McGahee, who led all rushers with 76 yards on 17 carries (4.5 avg.) scored on a 5-yard run to put Denver on the scoreboard and close to within 14-7.

New England scored 21 unanswered points in the final 7:42 of the second quarter—Brady found Gronkowski for two more scores and connected with wide receiver Deion Branch for a 61-yard touchdown—and the Patriots led 35-7 at the half.

The Patriots thwarted any comeback attempt by the Broncos with a touchdown on their first possession of the second half—a 17-yard pass from Brady to tight end Aaron Hernandez to put them up 42-7.

The two teams traded field goals late in the game for the final 45-10 score that punched New England's ticket to the conference championship for the sixth time in 11 years.

In the loss, Carter became just the ninth rookie in the Super Bowl era to record an interception in back-to-back playoff games.

Broncos wide receiver Demaryius Thomas continued his season surge by catching a team-best six passes for 93 yards (15.5 avg.), and linebacker Joe Mays led all Broncos defenders with nine total tackles (4 solo).

OFFICIALS:

Referee — Gene Steratore (114); **Umpire** — Bill Schuster (129); **Head Linesman** — Wayne Mackie (106); **Line Judge** — Ron Marinucci (107); **Side Judge** — Joe Larrew (73); **Field Judge** — Bob Waggoner (25); **Back Judge** — Dino Paganelli (105); **Replay** — Paul Weidner.

DENVER BRONCOS

OFFENSE

WR 88 D. Thomas
LT 78 R. Clady
LG 64 Z. Beadles
C 50 J. Walton
RG 71 R. Hochstein
RT 74 O. Franklin
TE 86 D. Fells
TE 81 D. Rosario
QB 15 T. Tebow
RB 23 W. McGahee
TE 85 V. Green

DEFENSE

LDE 98 R. McBean
NT 79 M. Thomas
RDE 92 E. Dumervil
SLB 58 V. Miller
MLB 51 J. Mays
WLB 55 D. Williams
LCB 24 C. Bailey
RCB 21 A. Goodman
FS 30 D. Bruton
SS 28 Q. Carter
CB 25 C. Harris

BRONCOS SUBSTITUTIONS: P 4 B.Colquitt, K 5 M.Prater, WR 12 M.Willis, WR 16 D.Goodwin, WR 19 E.Royal, S 26 R.Moore, CB 29 J.Wilhite, CB 32 T.Carter, RB 35 L.Ball, S 36 R.Bush, RB 37 J.Johnson, WLB 52 W.Woodyard, LS 54 D.Binn, MLB 56 N.Irving, MLB 57 M.Haggan, LB 59 B.Iwuh, G 65 M.Ramirez, T 75 C.Clark, DT 77 B.Bunkley, DE 90 J.Hunter, DE 91 R.Ayers, DT 96 M.Unrein. **DID NOT PLAY:** QB 9 Brady Quinn, T 76 Tony Hills. **INACTIVE:** S 20 B.Dawkins, LB 53 M.Mohamed, LS 66 L.Paxton, T 72 R.Harris, TE 80 J.Thomas, WR 87 E.Decker, DE 95 D.Harvey.

NEW ENGLAND PATRIOTS

OFFENSE

WR 83 W. Welker
LT 72 M. Light
LG 70 L. Mankins
C 63 D. Connolly
RG 54 B. Waters
RT 77 N. Solder
TE 87 R. Gronkowski
WR 84 D. Branch
QB 12 T. Brady
TE 81 A. Hernandez
RB 42 B. Green-Ellis

DEFENSE

LE 75 V. Wilfork
DT 74 K. Love
DT 71 B. Deaderick
RE 95 M. Anderson
LB 50 R. Ninkovich
LB 51 J. Mayo
LB 55 B. Spikes
LCB 32 D. McCourty
RCB 24 K. Arrington
S 44 J. Ihedigbo
S 25 P. Chung

PATRIOTS SUBSTITUTIONS: K 3 S.Gostkowski, WR 10 T.Underwood, WR 11 J.Edelman, P 14 Z.Mesko, WR 18 M.Slater, RB 22 S.Ridley, CB 27 A.Molden, DB 29 S.Moore, S 31 S.Brown, RB 33 K.Faulk, FB 36 L.Polite, RB 39 D.Woodhead, DB 41 M.Williams, LS 48 D.Aiken, LB 52 D.Fletcher, L 58 T.White, OL 61 M.Cannon, C 62 R.Wendell, OL 65 N.McDonald, WR 85 C.Ochocinco, LB 90 N.Koutouvides, DE 94 S.Ellis, DL 98 G.Warren. **DID NOT PLAY:** QB 8 B.Hoyer. **INACTIVE:** QB 15 R.Mallett, DB 23 N.Jones, RB 34 S.Vereen, LB 59 G.Guyton, OL 64 D.Thomas, T 76 S.Vollmer, DL 97 R.Brace.

		1	2	3	4	OT	TOTAL	FIELD GOALS (made () & missed)
VISITOR	Denver Broncos	0	7	3	0	—	10	M. Prater (41)
HOME	New England Patriots	14	21	7	3	—	45	S. Gostkowski (20)

Team	Qtr	Clock Time	PLAY DESCRIPTION (Extra Point) (Drive Info)	SCORE Visitor Home
PATRIOTS	1	13:09	W. Welker 7 yd. pass from T. Brady (S. Gostkowski kick) (5-80, 1:51)	0 7
BRONCOS	1	6:42	R. Gronkowski 10 yd. pass from T. Brady (S. Gostkowski kick) (7-59, 3:25)	0 14
BRONCOS	2	14:54	W. McGahee 5 yd. run (M. Prater kick) (4-24, 2:06)	7 14
PATRIOTS	2	7:42	R. Gronkowski 12 yd. pass from T. Brady (S. Gostkowski kick) (8-52, 3:35)	7 21
PATRIOTS	2	1:57	D. Branch 61 yd. pass from T. Brady (S. Gostkowski kick) (2-72, 0:30)	7 28
PATRIOTS	2	0:05	R. Gronkowski 19 yd. pass from T. Brady (S. Gostkowski kick) (5-58, 1:04)	7 35
PATRIOTS	3	11:46	A. Hernandez 17 yd. pass from T. Brady (S. Gostkowski kick) (4-44, 1:40)	7 42
BRONCOS	3	2:14	M. Prater 41 yd. Field Goal (14-58, 6:16)	10 42
PATRIOTS	4	12:39	S. Gostkowski 20 yd. Field Goal (11-78, 4:35)	10 45

FINAL INDIVIDUAL STATISTICS

Denver Broncos											New England Patriots																
RUSHING	ATT	YDS	AVG	LG	TD						RUSHING	ATT	YDS	AVG	LG	TD											
W. McGahee	17	76	4.5	19	1						A. Hernandez	5	61	12.2	43	0											
L. Ball	13	44	3.4	13	0						B Green-Ellis	13	28	2.2	9	0											
T. Tebow	5	13	2.6	14	0						D. Woodhead	4	25	6.3	11	0											
J. Johnson	4	10	2.5	6	0						S. Ridley	4	21	5.3	11	0											
E. Royal	1	1	1.0	1	0						T. Brady	3	8	2.7	4	0											
											L. Polite	1	3	3.0	3	0											
TOTAL	40	144	3.6	19	1						TOTAL	30	146	4.9	43	0											
PASSING	ATT	CMP	YDS	TKD/ YD	TD	LG	IN	Rtg.						PASSING	ATT	CMP	YDS	TKD/ YD	TD	LG	IN	Rtg.					
T. Tebow	26	9	136	5/28	0	41	0	52.7						T. Brady	34	26	363	0/0	6	61	1	137.6					
TOTAL	26	9	136	5/28	0	41	0	52.7						TOTAL	34	26	363	0/0	6	61	1	137.6					
PASS RECEIVING			NO	YDS	AVG	LG	TD						PASS RECEIVING			NO	YDS	AVG	LG	TD							
D. Thomas			6	93	15.5	41	0						R. Gronkowski			10	145	14.5	28	3							
E. Royal			2	25	12.5	15	0						W. Welker			6	55	9.2	17	1							
M. Willis			1	18	18.0	18	0						A. Hernandez			4	55	13.8	20	1							
													D. Branch			3	85	28.3	61	1							
													J. Edelman			1	11	11.0	11	0							
													B. Green-Ellis			1	8	8.0	8	0							
													S. Ridley			1	4	4.0	4	0							
TOTAL			9	136	15.1	41	0						TOTAL			26	363	14.0	61	6							
INTERCEPTIONS			NO	YDS	AVG	LG	TD						INTERCEPTIONS			NO	YDS	AVG	LG	TD							
Q. Carter			1	17	17.0	17	0																				
TOTAL			1	17	17.0	17	0						TOTAL			0	0	0.0	—	0							
PUNTING	NO	YDS	AVG	NET	TB	IN20	LG						PUNTING	NO	YDS	AVG	NET	TB	IN20	LG							
B. Colquitt	7	272	38.9	34.9	0	1	44						Z. Mesko	2	78	39.0	39.0	0	2	40							
													T. Brady	1	48	48.0	48.0	0	1	48							
TOTAL	7	272	38.9	34.9	0	1	44						TOTAL	3	126	42.0	42.0	0	3	48							
PUNT RETURNS	NO	YDS	AVG	FC	LG	TD						PUNT RETURNS	NO	YDS	AVG	FC	LG	TD									
E. Royal	0	0	0.0	1	—	0						J. Edelman	2	28	14.0	1	15	0									
[DOWNED]	1	0	0.0	0	—	0						W. Welker	0	0	0.0	1	—	0									
[OUT OF BOUNDS]	1	0	0.0	0	—	0						K. Faulk	0	0	0.0	2	—	0									
												[DOWNED]	1	0	0.0	0	—	0									
RETURNS	2	0	0.0	1	—	0						RETURNS	2	28	14.0	4	15	0									
KICKOFF RETURNS	NO	YDS	AVG	FC	LG	TD						KICKOFF RETURNS	NO	YDS	AVG	FC	LG	TD									
M. Willis	4	68	17.0	0	25	0						D. Woodhead	1	28	28.0	0	28	0									
[TOUCHBACK]	4	0	0.0	0	—	0						[TOUCHBACK]	2	0	0.0	0	—	0									
RETURNS	4	68	17.0	0	25	0						RETURNS	1	28	28.0	0	28	0									
Denver Broncos	Own					Opp.	Yds	Out						New England Patriots	Own					Opp.	Yds	Out					
FUMBLES	Fum	Lost	Rec.	Yds	TD	FF	Rec.	Yds	TD	Bnds						FUMBLES	Fum	Lost	Rec.	Yds	TD	FF	Rec.	Yds	TD	Bnds	
M. Willis	1	0	1	0	0	0	0	0	0	0						S. Ridley	1	1	0	0	0	0	0	0	0	0	0
T. Tebow	1	1	0	0	0	0	0	0	0	0						K. Arrington	0	0	0	0	0	1	0	0	0	0	
B. Bunkley	0	0	0	0	0	1	0	0	0	0						R. Ninkovich	0	0	0	0	0	1	0	0	0	0	
M. Thomas	0	0	0	0	0	0	1	0	0	0						B. Spikes	0	0	0	0	0	0	1	0	0	0	
TOTAL	2	1	1	0	0	1	1	0	0	0						TOTAL	1	1	0	0	0	2	1	0	0	0	

FINAL TEAM STATISTICS

	BRONCOS		PATRIOTS			BRONCOS		PATRIOTS	
TOTAL FIRST DOWNS	15	31	FGs - PATs Had Blocked		0-0	0-0			
By Rushing	7	9	Net Punting Average		34.9	42.0			
By Passing	7	19	TOTAL RETURN YARDAGE (Not Including Kickoffs)		17	28			
By Penalty	1	3	No. and Yards Punt Returns		0-0	2-28			
THIRD DOWN EFFICIENCY	7-18-39%	3-6-50%	No. and Yards Kickoff Returns		4-68	1-28			
FOURTH DOWN EFFICIENCY	2-3-67%	0-0-0%	No. and Yards Interception Returns		1-17	0-0			
TOTAL NET YARDS	252	509	PENALTIES Number and Yards		5-55	2-20			
Total Offensive Plays (inc. times thrown passing)	71	64	FUMBLES Number and Lost		2-1	1-1			
Average gain per offensive play	3.5	8.0	TOUCHDOWNS		1	6			
NET YARDS RUSHING	144	146	Rushing		1	0			
Total Rushing Plays	40	30	Passing		0	6			
Average gain per rushing play	3.6	4.9	EXTRA POINTS Made-Attempts		1-1	6-6			
Tackles for a loss-number and yards	9-26	3-5	Kicking Made-Attempts		1-1	6-6			
NET YARDS PASSING	108	363	FIELD GOALS Made-Attempts		1-1	1-1			
Times thrown - yards lost attempting to pass	5-28	0-0	RED ZONE EFFICIENCY		1-3-33%	5-6-83%			
Gross yards passing	136	363	GOAL TO GO EFFICIENCY		1-2-50%	1-2-50%			
PASS ATTEMPTS-COMPLETIONS-HAD INTERCEPTED	26-9-0	34-26-1	SAFETIES		0	0			
Avg gain per pass play (inc.# thrown passing)	3.5	10.7	FINAL SCORE		10	45			
KICKERS' Number in End Zone-Touchbacks	3-2-2	8-6-4	TIME OF POSSESSION		33:23	26:37			
PUNTS Number and Average	7-38-9	3-42-0							
Had Blocked	0	0							



Denver 29, Pittsburgh 23 OT

Sunday, Jan. 8, 2012 • 2:40 p.m. MST • Sports Authority Field at Mile High • Denver

WEATHER: Sunny, 40° (wind chill 36°), Wind S 6 mph • TIME: 3:27 • ATTENDANCE: 75,970

2011 AFC Wild Card Game

The Denver Broncos rode record-setting performances by wide receiver Demaryius Thomas and quarterback Tim Tebow to a 29-23 overtime victory over the Pittsburgh Steelers in front of a sell-out crowd at Sports Authority Field at Mile High.

With the win, the Broncos snapped a three-game losing streak to end the regular season and earned their first playoff victory in six years.

Thomas set a franchise postseason record for receiving yards, catching four passes for 204 yards (51.0 avg.), including an 80-yard touchdown reception on the first play of overtime to secure the win. Tebow completed 10-of-21 passes for a career-high 316 yards and two scores against the NFL's top-ranked defense.

The Steelers seized momentum early, opening up a 6-0 lead in the first quarter on the strength of two Sean Suisham field goals, but the Broncos shook off the slow start, outscoring the Steelers 20-0 in the second quarter.

Wide receiver Eddie Royal put the Broncos on the board, hauling in a 30-yard touchdown pass from Tebow in tight coverage. Tebow followed the score with a touchdown of his own, an 8-yard run with 10:36 remaining in the second quarter to give Denver a 14-6 lead.

Broncos kicker Matt Prater added a pair of field goals before the half to give Denver a 20-6 advantage at the break.

On their only possession of the third quarter, the Steelers sustained an 11-play, 92-yard drive that was capped by a one-yard run by wide receiver Mike Wallace to bring them within a touchdown, 20-13. Prater added to the lead on the Broncos' ensuing possession, connecting on a 35-yard field goal to give Denver a 10-point cushion.

After Broncos running back Willis McGahee was stripped by Pittsburgh safety Ryan Mundy near midfield late in the game, Pittsburgh quarterback Ben Roethlisberger took advantage of the field position, finding wide receiver Jerrieco Cotchery for a 31-yard touchdown to knot the score at 23-23. Pittsburgh threatened once more in the final minute of regulation, but a sack of Roethlisberger by defensive end Robert Ayers ended the drive and sent the game into overtime.

On the first play in the extra frame, Thomas broke free for a completion over the middle and rumbled 80 yards for the longest game-ending play in overtime in postseason history to secure a 29-23 victory.

OFFICIALS:

Referee — Ron Winter (14); **Umpire** — Richard Hall (49); **Head Linesman** — Julian Mapp (52); **Line Judge** — Gary Arthur (108); **Side Judge** — Ronald Torbert (62); **Field Judge** — Scott Steenson (88); **Back Judge** — Richard Reels (83); **Replay** — Carl Madsen.

DENVER BRONCOS

OFFENSE

WR 87 E. Decker
WR 88 D. Thomas
LT 78 R. Clady
LG 64 Z. Beadles
C 50 J. Walton
RG 71 R. Hochstein
RT 74 O. Franklin
TE 86 D. Fells
WR 19 E. Royal
QB 15 T. Tebow
RB 23 W. McGahee

DEFENSE

DE 56 R. Ayers
NT 77 B. Bunkley
DT 79 M. Thomas
RDE 92 E. Dumervil
SLB 58 V. Miller
MLB 51 J. Mays
WLB 55 D. Williams
LCB 24 C. Bailey
RCB 21 A. Goodman
FS 30 D. Bruton
SS 28 Q. Carter

BRONCOS SUBSTITUTIONS: P 4 B.Colquitt, K 5 M.Prater, WR 12 M.Willis, CB 25 C.Harris, CB 29 J.WilHITE, CB 32 T.Carter, RB 35 L.Ball, S 36 R.Bush, RB 37 J.Johnson, WLB 52 W.Woodyard, MLB 56 N.Irving, MLB 57 M.Haggan, LB 59 B.Ivuh, G 65 M.Ramirez, LS 66 L.Paxton, T 75 C.Clark, T 76 T.Hills, TE 81 D.Rosario, TE 85 V.Green, DE 90 J.Hunter, DT 96 M.Unrein, DT 98 R.McBean, **DID NOT PLAY:** QB 9 B.Quinn, S 26 R.Moore, **INACTIVE:** S 20 B.Dawkins, FB 40 A.Sylvester, FB 46 S.Larsen, LB 53 M.Mohamed, T 72 R.Harris, TE 80 J.Thomas, DE 95 D.Harvey.

PITTSBURGH STEELERS

OFFENSE

LT 78 M. Starks
LG 68 C. Kemoeatu
C 64 D. Legursky
RG 73 R. Foster
RT 77 M. Gilbert
TE 83 H. Miller
TE 82 W. Saunders
RB 33 I. Redman
FB 85 D. Johnson
QB 7 B. Roethlisberger
WR 17 M. Wallace

DEFENSE

DE 96 Z. Hood
NT 98 C. Hampton
DE 99 B. Keisel
LOLB 56 L. Woodley
LILB 51 J. Farrior
RILB 94 L. Timmons
ROLB 92 J. Harrison
LCB 22 W. Gay
FS 29 R. Mundy
SS 43 T. Polamalu
RCB 24 I. Taylor

STEELERS SUBSTITUTIONS: K 6 S.Suisham, P 13 J.Kapinos, CB 20 B.McFadden, CB 23 K.Lewis, S 26 W.Allen, RB 30 C.Spahn, CB 37 A.Madison, RB 38 J.Clary, S 42 D.Cromartie-Smith, LB 50 L.Foote, LB 55 S.Sylvester, LS 60 G.Warren, OT 72 J.Scott, OG 79 T.Essex, WR 81 A.Battle, WR 84 A.Brown, WR 86 H.Ward, WR 88 E.Sanders, WR 89 J.Cotchery, NT 90 S.McLendon, LB 93 J.Worlds, DE 97 C.Heyward, **DID NOT PLAY:** QB 10 D.Dixon, QB 16 C.Batch, **DID NOT PLAY:** QB 10 D.Dixon, QB 16 C.Batch, **INACTIVE:** RB 21 M.Moore, S 25 R.Clark, CB 28 C.Allen, C 53 M.Pouncey, LB 57 M.Ivry, DE 65 A.Woods, OT 69 J.Meredith.

		1	2	3	4	OT	TOTAL	FIELD GOALS (made () & missed)		
VISITOR	Pittsburgh Steelers	6	0	7	10	0	23	S. Suisham	(45)	(38) (37)
HOME	Denver Broncos	0	20	0	3	6	29	M. Prater	(20)	(28) (35)

Team	Qtr	Clock Time	PLAY DESCRIPTION (Extra Point) (Drive Info)	SCORE	
				Visitor	Home
STEELERS	1	11:14	S. Suisham 45 yd. Field Goal (8-53, 3:46)	3	0
STEELERS	1	0:23	S. Suisham 38 yd. Field Goal (12-47, 5:50)	6	0
BRONCOS	2	13:24	E. Royal 30 yd. pass from T. Tebow (M. Prater kick) (5-80, 1:59)	6	7
BRONCOS	2	10:36	T. Tebow 8 yd. run (M. Prater kick) (4-73, 2:18)	6	14
BRONCOS	2	7:30	M. Prater 20 yd. Field Goal (4-16, 1:44)	6	17
BRONCOS	2	1:05	M. Prater 28 yd. Field Goal (8-59, 4:04)	6	20
STEELERS	3	4:29	M. Wallace 1 yd. run (S. Suisham kick) (11-87, 5:56)	13	20
BRONCOS	4	13:10	M. Prater 35 yd. Field Goal (12-63, 6:19)	13	23
STEELERS	4	9:59	S. Suisham 37 yd. Field Goal (7-61, 3:11)	16	23
STEELERS	4	3:48	J. Cotchery 31 yd. pass from B. Roethlisberger (S. Suisham kick) (7-55, 3:47)	23	23
BRONCOS	5	14:49	D. Thomas 80 yd. pass from T. Tebow (1-80, 0:11)	23	29

FINAL INDIVIDUAL STATISTICS

Pittsburgh Steelers										Denver Broncos													
RUSHING	ATT	YDS	AVG	LG	TD					RUSHING	ATT	YDS	AVG	LG	TD								
I. Redman	17	121	7.1	32	0					W. McGahee	19	61	3.2	11	0								
A. Brown	1	18	18.0	18	0					T. Tebow	10	50	5.0	11	1								
B. Roethlisberger	3	15	5.0	9	0					L. Ball	4	11	2.8	5	0								
J. Clay	1	1	1.0	1	0					E. Decker	1	9	9.0	9	0								
M. Wallace	1	1	1.0	1	1																		
TOTAL	23	156	6.8	32	1					TOTAL	34	131	3.9	11									
PASSING	ATT	CMP	YDS	YD	TD	LG	IN	Rtg.					PASSING	ATT	CMP	YDS	TKD/ YD	TD	LG	IN	Rtg.		
B. Roethlisberger	40	22	289	5/45	1	33	1	75.9					T. Tebow	21	10	316	0/0	2	80	0	125.6		
TOTAL	40	22	289	5/45	1	33	1	75.9					TOTAL	21	10	316	0/0	2	80	0	125.6		
PASS RECEIVING			NO	YDS	AVG	LG	TD					PASS RECEIVING			NO	YDS	AVG	LG	TD				
E. Sanders			6	81	13.5	18	0					D. Thomas			4	204	51.0	80	1				
A. Brown			5	70	14.0	25	0					E. Royal			3	49	16.3	30	1				
H. Miller			5	60	12.0	33	0					D. Fells			2	57	28.5	40	0				
M. Wallace			3	26	8.7	17	0					L. Ball			1	6	6.0	6	0				
I. Redman			2	21	10.5	12	0																
J. Cotchery			1	31	31.0	31	1																
TOTAL			22	289	13.1	33	1					TOTAL			10	316	31.6	80	2				
INTERCEPTIONS			NO	YDS	AVG	LG	TD					INTERCEPTIONS			NO	YDS	AVG	LG	TD				
			0	0	0.0	0	0					Q. Carter			1	9	9.0	9	0				
TOTAL			0	0	0.0	0	0					TOTAL			1	9	9.0	9	0				
PUNTING	NO	YDS	AVG	NET	TB	IN20	LG					PUNTING	NO	YDS	AVG	NET	TB	IN20	LG				
J. Kapinos	4	184	46.0	39.3	0	2	62					B. Colquitt	4	164	41.0	41.0	0	1	50				
TOTAL	4	184	46.0	39.3	0	2	62					TOTAL	4	164	41.0	41.0	0	1	50				
PUNT RETURNS	NO	YDS	AVG	FC	LG	TD					PUNT RETURNS	NO	YDS	AVG	FC	LG	TD						
A. Brown	0	0	0.0	3	—	0					E. Royal	3	27	9.0	1	18	0						
[DOWNED]	1	0	0.0	0	—	0																	
RETURNS	0	0	0.0	3	—	0					RETURNS	3	27	9.0	1	18	0						
KICKOFF RETURNS	NO	YDS	AVG	FC	LG	TD					KICKOFF RETURNS	NO	YDS	AVG	FC	LG	TD						
[TOUCHBACK]	6	0	0.0	0	—	0					M. Willis	1	19	19.0	0	19	0						
											[TOUCHBACK]	6	0	0.0	0	0	0						
RETURNS	0	0	0.0	0	—	0					RETURNS	1	19	19.0	0	19	0						
Pittsburgh Steelers	Own	Fumbles	Lost	Rec.	Yds	TD	FF	Rec.	Yds	TD	Bnds	Denver Broncos	Own	Fumbles	Lost	Rec.	Yds	TD	FF	Rec.	Yds	TD	Bnds
B. Roethlisberger	1	0	1	0	0	0	0	0	0	0	0	W. McGahee	2	1	0	0	0	0	0	0	0	0	0
D. Legursky	1	0	0	-23	0	0	0	0	0	0	0	J. Walton	0	0	1	0	0	0	0	0	0	0	0
H. Miller	0	0	1	0	0	0	0	0	0	0	0	E. Dumervil	0	0	0	0	0	1	0	0	0	0	0
R. Mundy	0	0	0	0	0	2	0	0	0	0	0												
L. Woodley	0	0	0	0	0	0	1	0	0	0	0												
TOTAL	2	0	2	-23	0	2	1	0	0	0	0	TOTAL	2	1	1	0	0	1	0	0	0	0	0

FINAL TEAM STATISTICS

	STEELERS		BRONCOS			STEELERS		BRONCOS	
TOTAL FIRST DOWNS	21	18	FGs - PATs Had Blocked	0-0	0-0				
By Rushing	9	6	Net Punting Average	39.3	41.0				
By Passing	11	9	TOTAL RETURN YARDAGE (Not Including Kickoffs)	0	36				
By Penalty	1	3	No. and Yards Punt Returns	0-0	3-27				
THIRD DOWN EFFICIENCY	7-16-44%	3-10-30%	No. and Yards Kickoff Returns	0-0	1-19				
FOURTH DOWN EFFICIENCY	0-1-0%	0-0-0%	No. and Yards Interception Returns	0-0	1-9				
TOTAL NET YARDS	400	447	PENALTIES Number and Yards	6-61	5-30				
Total Offensive Plays (inc. times thrown passing)	68	55	FUMBLES Number and Lost	2-0	2-1				
Average gain per offensive play	5.9	8.1	TOUCHDOWNS	2	3				
NET YARDS RUSHING	156	131	Rushing	1	2				
Total Rushing Plays	23	34	Passing	1	2				
Average gain per rushing play	6.8	3.9	EXTRA POINTS Made-Attempts	2-2	2-2				
Tackles for a loss-number and yards	0-0	2-4	Kicking Made-Attempts	2-2	2-2				
NET YARDS PASSING	244	316	FIELD GOALS Made-Attempts	3-3	3-3				
Times thrown - yards lost attempting to pass	5-45	0-0	RED ZONE EFFICIENCY	1-2-50%	1-4-25%				
Gross yards passing	289	316	GOAL TO GO EFFICIENCY	1-1-100%	0-1-0%				
PASS ATTEMPTS-COMPLETIONS-HAD INTERCEPTED	40-22-1	21-10-0	SAFETIES	0	0				
Avg gain per pass play (inc.# thrown passing)	5.4	15.0	FINAL SCORE	23	29				
KICKOFFS Number-In End Zone-Touchbacks	7-7-6	6-6-6	TIME OF POSSESSION	31:06					
PUNTS Number and Average	4-46.0	4-41.0	29:05						
Had Blocked	0	0							

BRONCOS DEFENSIVE STATISTICS

(based on press box totals)

PLAYER	UT	A	TT	S-YDS	I-YDS	PD	FF	FR	PLAYER	UT	A	TT	S-YDS	I-YDS	PD	FF	FR
D. Bruton	8	0	8	0-0	0-0	1	0	0	A. Goodman	3	0	3	0-0	0-0	0	0	0
J. Mays	5	1	6	0-0	0-0	0	0	0	B. Bunkley	2	0	2	1-6	0-0	0	0	0
D. Williams	5	0	5	0-0	0-0	2	0	0	E. Dumervil	2	0	2	1-11	0-0	0	1	0
Q. Carter	5	0	5	0-0	1-9	1	0	0	M. Thomas	1	0	1	0-0	0-0	0	0	0
C. Harris	4	1	5	0-0	0-0	0	0	0	R. Bush	1	0	1	0-0	0-0	0	0	0
R. Ayers	3	0	3	2-24	0-0	0	0	0	J. Hunter	1	0	1	0-0	0-0	0	0	0
V. Miller	3	0	3	0-0	1-4	0	0	0									
C. Bailey	3	0	3	0-0	0-0	3	0	0	TEAM TOTALS	46	2	48	5-45	1-9	7	1	0



Pittsburgh 34, Denver 17

Sunday, Jan. 22, 2006 • 1:08 p.m. MST • INVESCO Field at Mile High • Denver

WEATHER: Sunny, 34° (wind chill 18°), Wind SE 11 mph • TIME: 3:03 • ATTENDANCE: 76,775

2005 AFC Championship Game

The Denver Broncos' 2005 season ended one game short of Super Bowl XL with a 34-17 loss to the Pittsburgh Steelers in the AFC Championship Game at INVESCO Field at Mile High in front of 76,775 fans.

The Broncos' defeat was their first ever at home in an AFC title game as the team entered its contest against Pittsburgh 4-0 in those situations. The loss snapped Denver's 11-game overall home winning streak and was only the Broncos' third defeat in their 15 all-time home postseason playoff games.

A week after forcing five turnovers to beat the Patriots in the Divisional Round, Denver recorded four giveaways against the Steelers. Pittsburgh scored 24 points off two interceptions and two fumbles by the Broncos, who surrendered only 27 points off giveaways during the entire 2005 regular season.

Pittsburgh converted 10-of-16 third-down attempts (62.5%), including eight of its first nine such attempts, to take control of the game. Quarterback Ben Roethlisberger compiled a 124.9 passer rating, throwing for 275 yards with two touchdowns and no interceptions to lead Pittsburgh to its sixth Super Bowl.

Broncos quarterback Jake Plummer completed 18-of-30 passes (60.0%) for 223 yards with one touchdown and two interceptions. Denver wide receiver Rod Smith caught four passes for 61 yards (15.3 avg.), becoming the Broncos' all-time leader in career postseason receptions (49).

The Steelers scored the game's first points on a 47-yard field goal by Jeff Reed at 4:11 of the first quarter. Pittsburgh extended its lead to 10-0 on a 12-yard touchdown grab by wide receiver Cedric Wilson at 14:54 of the second quarter.

Jason Elam's 23-yard field goal on Denver's next drive trimmed the Broncos' deficit, but the Steelers went ahead 17-3 on a 3-yard touchdown run by Jerome Bettis with 1:55 left in the first half.

Plummer was intercepted on the first play of Denver's ensuing series. The turnover proved costly as wide receiver Hines Ward caught a 17-yard touchdown pass with seven seconds remaining in the first half to put Denver behind 24-3.

Plummer moved the Broncos within 14, 24-10, on a 30-yard touchdown pass to wide receiver Ashley Lelie with 3:36 left in the third quarter. Denver also closed its deficit to 10, 27-17, on a 3-yard touchdown run by Mike Anderson with 7:52 left in the game.

The Steelers sealed the win on Roethlisberger's 4-yard touchdown run at 2:59 of the fourth quarter.

OFFICIALS:

Referee — Terry McAulay (77); **Umpire** — Scott Dawson (70); **Head Linesman** — Derick Bowers (74); **Line Judge** — Mark Steinkirchner (84); **Side Judge** — Doug Toole (4); **Field Judge** — Gene Steratore (114); **Back Judge** — Keith Ferguson (61); **Replay** — Bob McGrath/Dean Blandino.

DENVER BRONCOS

OFFENSE

WR 80 R. Smith
LT 78 M. Lepsis
LG 50 B. Hamilton
C 66 T. Nalen
RG 65 C. Carlisle
RT 72 G. Foster
TE 82 S. Alexander
TE 84 W. Duke
QB 16 J. Plummer
RB 38 M. Anderson
FB 39 K. Johnson

DEFENSE

LE 98 C. Brown
LT 96 M. Myers
RT 61 G. Warren
RE 93 T. Pryce
WLB 52 I. Gold
MLB 56 A. Wilson
SLB 55 DJ. Williams
LCB 24 C. Bailey
RCB 22 D. Foxworth
SS 25 N. Ferguson
FS 47 J. Lynch

BRONCOS SUBSTITUTIONS: K 1 J. Elam, P 10 T. Sauerbrun, WR 14 T. Devoe, RB 26 T. Bell, CB 27 Da. Williams, RB 33 R. Dayne, RB 37 C. Sapp, S 40 C. Cox, CB 41 K. Paymah, S 42 S. Brandon, LB 51 K. Burns, LB 53 L. Green, LB 54 P. Chukwurah, C/G 62 C. Myers, T 74 C. Green, WR 81 C. Adams, TE/LS 83 M. Leach, WR 85 A. Lelie, TE 88 J. Putzier, DE 91 E. Ekuban, DE 95 M. Coleman, DT 97 D. Veal. **DID NOT PLAY:** QB 11 B. Van Pelt. **INACTIVE:** WR 13 D. Terrell, WR 17 D. Watts, S 21 H. Abdullah, CB 45 R. Alexander, G 59 T. Whitley, DE 60 J. Engelberger, DT 75 M. Pope, TE 89 N. Jackson.

PITTSBURGH STEELERS

OFFENSE

SE 82 A. Randle El
LT 77 M. Smith
LG 66 A. Faneca
C 64 J. Hartings
RG 73 K. Simmons
RT 78 M. Starks
TE 83 H. Miller
HB 39 W. Parker
FB 35 D. Kreider
QB 7 B. Roethlisberger
WR 86 H. Ward

DEFENSE

DE 91 A. Smith
NT 98 C. Hampton
DE 67 K. von Oelhoffen
LOLB 53 C. Haggans
LILB 51 J. Farrior
RILB 50 L. Foote
ROLB 55 J. Porter
LCB 24 I. Taylor
FS 28 C. Hope
SS 43 T. Polamalu
RCB 26 D. Townsend

STEELERS SUBSTITUTIONS: K 3 J. Reed, P 17 C. Gardocki, CB 20 B. McFadden, CB 21 R. Colclough, S 23 T. Carter, CB 29 C. Iwuoma, S 31 M. Logan, RB 34 V. Haynes, RB 36 J. Bettis, LB 54 R. Wallace, C 56 C. Okobi, LB 57 C. Kriewaldt, LS 60 G. Warren, T 72 B. Brooks, DT 8 C. Hoke, WR 80 C. Wilson, WR 81 S. Morey, TE 84 J. Tuman, WR 85 N. Washington, WR 90 T. Kirschke, LB 94 A. Frazier, DE 99 B. Keisel. **DID NOT PLAY:** QB 16 C. Batch. **INACTIVE:** 30B 8 T. Maddox, RB 22 D. Staley, CB 27 W. Williams, G 68 C. Kemoatu, T 79 T. Essex, WR 89 L. Mays, LB 92 J. Harrison, DE 96 S. Nua.

		1	2	3	4	OT	TOTAL	FIELD GOALS (made () & missed)
VISITOR	Pittsburgh Steelers	3	21	0	10	—	34	A. Vinatieri (40) (32) 43WR
HOME	Denver Broncos	0	3	7	7	—	17	J. Elam (23)


Team	Qtr	Clock Time	PLAY DESCRIPTION (Extra Point) (Drive Info)	SCORE Visitor Home
STEELERS	1	4:11	J. Reed 47 yd. Field Goal (12-62, 6:29)	3 0
STEELERS	2	14:54	C. Wilson 12 yd. pass from B. Roethlisberger (J. Reed, kick) (5-39, 2:53)	10 0
BRONCOS	2	9:23	J. Elam 23 yd. Field Goal (12-55, 5:31)	10 3
STEELERS	2	1:55	J. Bettis 3 yd. run (J. Reed, kick) (14-80, 7:28)	17 3
STEELERS	2	0:07	H. Ward 17 yd. pass from B. Roethlisberger (J. Reed, kick) (4:38, 1:41)	24 3
BRONCOS	3	3:36	A. Lelie 30 yd. pass from J. Plummer (J. Elam, kick) (5-80, 2:24)	24 10
STEELERS	4	13:38	J. Reed 42 yd. Field Goal (8-47, 4:58)	27 10
BRONCOS	4	7:52	M. Anderson 3 yd. run (J. Elam, kick) (7-85, 3:47)	27 17
STEELERS	4	2:59	B. Roethlisberger 4 yd. run (J. Reed, kick) (5-17, 1:53)	34 17

FINAL INDIVIDUAL STATISTICS

Pittsburgh Steelers										Denver Broncos																													
RUSHING	ATT	YDS	AVG	LG	TD	RUSHING	ATT	YDS	AVG	LG	TD	RUSHING	ATT	YDS	AVG	LG	TD	RUSHING	ATT	YDS	AVG	LG	TD																
J. Bettis	15	39	2.6	7	1	M. Anderson	9	36	4.0	7	1	T. Bell	5	31	6.2	11	0	J. Plummer	7	30	4.3	8	0																
W. Parker	14	35	2.5	14	0	T. Bell	5	31	6.2	11	0	J. Plummer	7	30	4.3	8	0																						
B. Roethlisberger	3	12	4.0	6	1	J. Plummer	7	30	4.3	8	0																												
H. Ward	1	4	4.0	4	0																																		
TOTAL	33	90	2.7	14	2	TOTAL	21	97	4.6	11	1	TOTAL	21	97	4.6	11	1	TOTAL	21	97	4.6	11	1																
TKD/										TKD/																													
PASSING	ATT	CMP	YDS	YD	TD	LG	IN	Rtg.	PASSING	ATT	CMP	YDS	YD	TD	LG	IN	Rtg.	PASSING	ATT	CMP	YDS	YD	TD	LG	IN	Rtg.													
B. Roethlisberger	29	21	275	2/7	2	30	0	124.9	J. Plummer	30	18	223	3/12	1	38	2	66.4	J. Plummer	30	18	223	3/12	1	38	2	66.4													
TOTAL	29	21	275	2/7	2	30	0	124.9	TOTAL	30	18	223	3/12	1	38	2	66.4	TOTAL	30	18	223	3/12	1	38	2	66.4													
PASS RECEIVING	NO	YDS	AVG	LG	TD	PASS RECEIVING	NO	YDS	AVG	LG	TD	PASS RECEIVING	NO	YDS	AVG	LG	TD	PASS RECEIVING	NO	YDS	AVG	LG	TD	PASS RECEIVING	NO	YDS	AVG	LG	TD										
C. Wilson	5	92	18.4	30	1	T. Bell	5	28	5.6	9	0	T. Bell	5	28	5.6	9	0	C. Wilson	5	92	18.4	30	1	C. Wilson	5	92	18.4	30	1										
H. Ward	5	59	11.8	21	1	R. Smith	4	61	15.3	32	0	R. Smith	4	61	15.3	32	0	H. Ward	5	59	11.8	21	1	H. Ward	5	59	11.8	21	1										
A. Randle El	4	52	13.0	20	0	J. Putzier	4	55	13.8	19	0	J. Putzier	4	55	13.8	19	0	A. Randle El	4	52	13.0	20	0	A. Randle El	4	52	13.0	20	0										
W. Parker	3	20	6.7	8	0	M. Anderson	3	11	3.7	13	0	M. Anderson	3	11	3.7	13	0	W. Parker	3	20	6.7	8	0	W. Parker	3	20	6.7	8	0										
H. Miller	2	31	15.5	24	0	A. Lelie	2	68	34.0	38	1	A. Lelie	2	68	34.0	38	1	H. Miller	2	31	15.5	24	0	H. Miller	2	31	15.5	24	0										
N. Washington	1	13	13.0	13	0													N. Washington	1	13	13.0	13	0	N. Washington	1	13	13.0	13	0										
V. Haynes	1	8	8.0	8	0													V. Haynes	1	8	8.0	8	0	V. Haynes	1	8	8.0	8	0										
TOTAL	21	275	13.1	30	2	TOTAL	18	223	12.4	38	1	TOTAL	18	223	12.4	38	1	TOTAL	21	275	13.1	30	2	TOTAL	21	275	13.1	30	2										
INTERCEPTIONS	NO	YDS	AVG	LG	TD	INTERCEPTIONS	NO	YDS	AVG	LG	TD	INTERCEPTIONS	NO	YDS	AVG	LG	TD	INTERCEPTIONS	NO	YDS	AVG	LG	TD	INTERCEPTIONS	NO	YDS	AVG	LG	TD										
L. Foote	1	14	14.0	14	0													L. Foote	1	14	14.0	14	0	L. Foote	1	14	14.0	14	0										
I. Taylor	1	1	1.0	1	0													I. Taylor	1	1	1.0	1	0	I. Taylor	1	1	1.0	1	0										
TOTAL	2	15	7.5	14	0	TOTAL	0	0	0.0	—	0	TOTAL	0	0	0.0	—	0	TOTAL	2	15	7.5	14	0	TOTAL	2	15	7.5	14	0										
PUNTING	NO	YDS	AVG	NET	FB	IN20	LG	PUNTING	NO	YDS	AVG	NET	FB	IN20	LG	PUNTING	NO	YDS	AVG	NET	FB	IN20	LG	PUNTING	NO	YDS	AVG	NET	FB	IN20	LG								
C. Gardocki	4	148	37.0	32.0	1	2	41	T. Sauerbrun	2	87	43.5	37.0	0	1	51	C. Gardocki	4	148	37.0	32.0	1	2	41	C. Gardocki	4	148	37.0	32.0	1	2	41								
TOTAL	4	148	37.0	32.0	1	2	41	TOTAL	2	87	43.5	37.0	0	1	51	TOTAL	4	148	37.0	32.0	1	2	41	TOTAL	4	148	37.0	32.0	1	2	41								
PUNT RETURNS	NO	YDS	AVG	FC	LG	TD	PUNT RETURNS	NO	YDS	AVG	FC	LG	TD	PUNT RETURNS	NO	YDS	AVG	FC	LG	TD	PUNT RETURNS	NO	YDS	AVG	FC	LG	TD	PUNT RETURNS	NO	YDS	AVG	FC	LG	TD					
A. Randle El	1	13	13.0	1	13	0	C. Adams	0	0	0.0	2	—	0	C. Adams	0	0	0.0	2	—	0	A. Randle El	1	13	13.0	1	13	0	C. Adams	0	0	0.0	2	—	0					
							[DOWNED]	1	0	0.0	0	—	0	[DOWNED]	1	0	0.0	0	—	0							[DOWNED]	1	0	0.0	0	—	0						
							[TOUCHBACK]	1	0	0.0	0	—	0	[TOUCHBACK]	1	0	0.0	0	—	0							[TOUCHBACK]	1	0	0.0	0	—	0						
							RETURNS	0	0	0.0	2	—	0	RETURNS	0	0	0.0	2	—	0							RETURNS	0	0	0.0	2	—	0						
KICKOFF RETURNS	NO	YDS	AVG	FC	LG	TD	KICKOFF RETURNS	NO	YDS	AVG	FC	LG	TD	KICKOFF RETURNS	NO	YDS	AVG	FC	LG	TD	KICKOFF RETURNS	NO	YDS	AVG	FC	LG	TD	KICKOFF RETURNS	NO	YDS	AVG	FC	LG	TD					
I. Taylor	2	42	21.0	0	22	0	C. Adams	4	110	27.5	0	47	0	C. Adams	4	110	27.5	0	47	0	I. Taylor	2	42	21.0	0	22	0	C. Adams	4	110	27.5	0	47	0					
[OUT OF BOUNDS]	1	0	0	0	0	0	C. Sapp	1	11	11.0	0	11	0	C. Sapp	1	11	11.0	0	11	0	[OUT OF BOUNDS]	1	0	0	0	0	0	C. Sapp	1	11	11.0	0	11	0					
[TOUCHBACK]	1	0	0	0	0	0	[OUT OF BOUNDS]	1	0	0.0	0	0	0	[OUT OF BOUNDS]	1	0	0.0	0	0	0	[TOUCHBACK]	1	0	0	0	0	0	[OUT OF BOUNDS]	1	0	0.0	0	0	0					
							[TOUCHBACK]	1	0	0.0	0	0	0	[TOUCHBACK]	1	0	0.0	0	0	0							[TOUCHBACK]	1	0	0.0	0	0	0						
RETURNS	2	42	21.0	0	22	0	RETURNS	5	121	24.2	0	47	0	RETURNS	5	121	24.2	0	47	0	RETURNS	2	42	21.0	0	22	0	RETURNS	2	42	21.0	0	22	0					
Pittsburgh Steelers	Fum	Lost	Own Rec.	Yds	TD	Opp. Rec.	Yds	TD	Out Bnds	Denver Broncos	Fum	Lost	Own Rec.	Yds	TD	Opp. Rec.	Yds	TD	Out Bnds	Pittsburgh Steelers	Fum	Lost	Own Rec.	Yds	TD	Opp. Rec.	Yds	TD	Out Bnds	Denver Broncos	Fum	Lost	Own Rec.	Yds	TD	Opp. Rec.	Yds	TD	Out Bnds
W. Parker	1	0	0	0	0	0	0	0	1	J. Plummer	2	2	0	0	0	1	0	0	0	0	W. Parker	1	0	0	0	0	0	0	0	J. Plummer	2	2	0	0	0	1	0	0	0
B. Keisel	0	0	0	0	0	1	0	0	0	N. Ferguson	0	0	0	0	0	1	0	0	0	0	B. Keisel	0	0	0	0	0	0	0	0	N. Ferguson	0	0	0	0	0	1	0	0	0
J. Porter	0	0	0	0	0	1	0	0	0											J. Porter	0	0	0	0	0	0	0	0											
C. Hampton	0	0	0	0	0	0	1	0	0											C. Hampton	0	0	0	0	0	0	0	0											
T. Kirschke	0	0	0	0	0	0	1	0	0											T. Kirschke	0	0	0	0	0	0	0	0											
TOTAL	1	0	0	0	0	2	2	0	1	TOTAL	2	2	0	0	0	1	0	0	0	TOTAL	1	0	0	0	0	0	0	0	TOTAL	2	2	0	0	0	1	0	0	0	

FINAL TEAM STATISTICS

	STEELERS		BRONCOS			STEELERS		BRONCOS	
TOTAL FIRST DOWNS	20		16		FGs – PATs Had Blocked	0-0		0-0	
By Rushing	5		5		Net punting average	32.0		37.0	
By Passing	15		8		TOTAL RETURN YARDAGE (Not Including Kickoffs)	28		0	
By Penalty	0		3		No. and Yards Punt Returns	1-13		0-0	
THIRD DOWN EFFICIENCY	10-16-63%		5-11-45%		No. and Yards Kickoff Returns	2-42		5-121	
FOURTH DOWN EFFICIENCY	0-0-0%		2-3-67%		No. and Yards Interception Returns	2-15		0-0	
TOTAL NET YARDS	358		308		PENALTIES Number and Yards	8-61		4-20	
Total Offensive Plays (inc. times thrown passing)	64		54		FUMBLES Number and Lost	1-0		2-2	
Average gain per offensive play	5.6		5.7		TOUCHDOWNS	4		2	
NET YARDS RUSHING	90		97		Rushing	2		1	
Total Rushing Plays	33		21		Passing	2		1	
Average gain per rushing play	2.7		4.6		Interceptions	0		0	
Tackles for a loss – number and yards	5-7		0-0		EXTRA POINTS Made-Attempts	4-4		2-2	
NET YARDS PASSING	268		211		Kicking Made-Attempts	4-4		2-2	
Times thrown – yards lost attempting to pass	2-7		3-12		FIELD GOALS Made-Attempts	2-2		1-1	
Gross yards passing	275		223		RED ZONE EFFICIENCY	4-5-80%		1-2-50%	
PASS ATTEMPTS-COMPLETIONS-HAD INTERCEPTED	29-21-0		30-18-2		GOAL TO GO EFFICIENCY	2-2-100%		1-1-100%	
Average gain per pass play (inc. # thrown passing)	8.6		6.4		SAFETIES	0		0	
KICKOFFS Number-in End Zone-Touchbacks	4-2-1		4-1-1		FINAL SCORE	34		17	
PUNTS Number and Average	7-30		2-43.5		TIME OF POSSESSION	36:07		23:53	
Had Blocked	0		0						



Denver 27, New England 13

Saturday, Jan. 14, 2006 • 6:16 p.m. MST • INVESCO Field at Mile High • Denver

WEATHER: Partly Cloudy, 54°, Wind SE 3 mph • TIME: 3:15 • ATTENDANCE: 76,238

2005 AFC Divisional Playoff Game

The Denver Broncos ended the New England Patriots' NFL-record 10-game postseason winning streak with a 27-13 victory in an AFC Divisional Playoff Game in front of 76,238 fans at INVESCO Field at Mile High.

The Broncos' win against the two-time defending Super Bowl champions was their first playoff victory since the 1998 season and first ever at INVESCO Field at Mile High. Denver forced five turnovers against the Patriots, totaling two interceptions and three fumble recoveries that led to their first 24 points scored.

Broncos cornerback Champ Bailey recorded the longest non-scoring interception return and second-longest overall interception return in NFL postseason history with a key 100-yard return late in the third quarter. Bailey's play ended a potential go-ahead scoring drive by the Patriots and set up a touchdown to give the Broncos a 17-6 lead entering the final period.

Denver quarterback Jake Plummer completed 15-of-26 passes (57.7%) for 197 yards with one touchdown and one interception. Wide receiver Rod Smith (96 yds., 1 TD) became Denver's all-time playoff leader in receiving yards and kicker Jason Elam (2 FGs, 9 pts.) became its all-time leading scorer in the postseason with their performances against the Patriots.

The game was scoreless for the first quarter-and-a-half before Adam Vinatieri's 40-yard field goal put the Patriots ahead 3-0 at 3:48 of the second quarter. A 40-yard pass interference penalty drawn by Broncos wide receiver Ashley Lelie in the end zone with less than two minutes remaining in the first half led to a 1-yard scoring run by Mike Anderson to give Denver a 7-3 lead.

On the ensuing kickoff, Broncos punter Todd Sauerbrun forced a fumble that Denver recovered to set up a 50-yard field goal by Elam to put the Broncos ahead 10-3 at halftime.

Vinatieri's 32-yard field goal at 7:49 of the third quarter narrowed Denver's lead to 10-6, but a costly turnover by the Patriots halted their comeback attempt. Bailey intercepted Tom Brady in the end zone with 1:03 left in the third quarter to end a potential go-ahead touchdown drive. After Bailey was forced out of bounds at the 1-yard line following his 100-yard return, Anderson scored on a run to put Denver up 17-6.

Plummer's 4-yard touchdown pass to Smith at 8:38 of the fourth quarter extended the Broncos' lead to 24-6. A Patriots touchdown moved the team to within 11, 24-13, with 8:05 left to play, but Elam's 34-yard field goal on Denver's next drive sealed the Broncos' victory.

OFFICIALS:

Referee — Jeff Triplett (42); Umpire — Jeff Rice (44); Head Linesman — Tony Veteri (36); Line Judge — Jeff Seeman (45); Side Judge — Greg Meyer (78); Field Judge — Duke Carroll (11); Back Judge — Gregory Steed (12); Replay — Bob Boylston

DENVER BRONCOS

OFFENSE

WR 80 R. Smith
LT 78 M. Lepsis
LG 50 B. Hamilton
C 66 T. Nalen
RG 65 C. Carlisle
RT 72 G. Foster
TE 82 S. Alexander
WR 85 A. Lelie
QB 16 J. Plummer
RB 38 M. Anderson
FB 39 K. Johnson

DEFENSE

LE 98 C. Brown
LT 96 M. Myers
RT 61 G. Warren
RE 93 T. Pryce
WLB 52 I. Gold
MLB 56 A. Wilson
SLB 55 DJ. Williams
LCB 24 C. Bailey
RCB 22 D. Foxworth
SS 25 N. Ferguson
FS 47 J. Lynch

BRONCOS SUBSTITUTIONS: K 1 J. Elam, P 10 T. Sauerbrun, WR 14 T. Devoe, RB 26 T. Bell, CB 27 Da. Williams, RB 33 R. Dayne, RB 37 C. Sapp, S 40 C. Cox, CB 41 K. Paymah, S 42 S. Brandon, LB 51 K. Burns, LB 53 L. Green, LB 54 P. Chukwurah, C/G 62 C. Myers, T 74 C. Green, WR 81 C. Adams, TE/LS 83 M. Leach, TE 84 W. Duke, TE 88 J. Putzier, DE 91 E. Ekuban, DE 95 M. Coleman, DT 97 D. Veal. **DID NOT PLAY:** QB 11 B. Van Pelt. **INACTIVE:** WR 13 D. Terrell, WR 17 D. Watts, S 21 H. Abdullah, CB 45 R. Alexander, G 59 T. Whitley, DE 60 J. Engelberger, DT 75 M. Pope, TE 89 N. Jackson.

NEW ENGLAND PATRIOTS

OFFENSE

WR 83 D. Branch
LT 68 T. Ashworth
LG 70 L. Mankins
C 71 R. Hochstein
G 61 S. Neal
RT 76 B. Gorin
TE 82 D. Graham
WR 87 D. Givens
QB 12 T. Brady
RB 28 C. Dillon
TE 84 B. Watson

DEFENSE

LE 94 T. Warren
NT 75 V. Wilfork
RE 93 R. Seymour
OLB 55 W. McGinest
ILB 54 T. Bruschi
ILB 50 M. Vabel
OLB 59 R. Colvin
LCB 22 A. Samuel
RCB 27 E. Hobbs
SS 25 A. Hawkins
FS 26 E. Wilson

PATRIOTS SUBSTITUTIONS: K 4 A. Vinatieri, P 8 J. Miller, WR 18 A. Davis, S 24 M. Stone, CB 32 H. Poteat, RB 33 K. Faulk, S 36 J. Sanders, FB 44 H. Evans, LB 51 D. Davis, LB 52 M. Beisel, LB 53 L. Izzo, LB 58 M. Chatham, LS 66 L. Paxton, OL 69 R. Tucker, G 74 B. Yates, WR 80 T. Brown, WR 86 T. Dwight, TE 88 C. Fauria, DE 91 M. Hill, LB 95 T. Banta-Cain, DL 97 J. Green, LB 98 C. Brown. **DID NOT PLAY:** QB 2 D. Flutie. **INACTIVE:** 30B 16 M. Cassel, WR 13 B. Childress, FB 35 P. Pass, G/C 64 G. Mruczkowski, T 77 N. Kaczur, WR 81 B. Johnson, DL 90 D. Klecko, DL 92 S. Thomas.

		1	2	3	4	OT	TOTAL	FIELD GOALS (made () & missed)	
VISITOR	New England Patriots	0	3	3	7	—	13	A. Vinatieri	(40) (32) 43WR
HOME	Denver Broncos	0	10	7	10	—	27	J. Elam	(50) (34)

Team	Qtr	Clock Time	PLAY DESCRIPTION (Extra Point) (Drive Info)	SCORE Visitor Home
PATRIOTS	2	3:48	A. Vinatieri 40 yd. Field Goal (7-67, 2:22)	3 0
BRONCOS	2	1:42	M. Anderson 1 yd. run (J. Elam, kick) (1-40, 0:09)	3 7
BRONCOS	2	0:43	J. Elam 50 yd. Field Goal (4-7, 0:50)	3 10
PATRIOTS	3	7:49	A. Vinatieri 32 yd. Field Goal (11-58, 5:32)	6 10
BRONCOS	3	0:43	M. Anderson 1 yd. run (J. Elam, kick) (1-1, 0:04)	6 17
BRONCOS	4	8:38	R. Smith 4 yd. pass from J. Plummer (J. Elam, kick) (3-15, 1:32)	6 24
PATRIOTS	4	8:05	D. Givens 4 yd. pass from T. Brady (A. Vinatieri, kick) (2-77, 0:33)	13 24
BRONCOS	4	3:20	J. Elam 34 yd. Field Goal (8-61, 4:45)	13 27

FINAL INDIVIDUAL STATISTICS

New England Patriots										Denver Broncos												
RUSHING	ATT	YDS	AVG	LG	TD					RUSHING	ATT	YDS	AVG	LG	TD							
C. Dillon	13	57	4.4	17	0					M. Anderson	19	69	3.6	18	2							
K. Faulk	7	23	3.3	5	0					T. Bell	6	19	3.2	8	0							
T. Brady	1	-1	-1	-1	0					J. Plummer	7	8	1.1	6	0							
TOTAL	21	79	3.8	17	0					TOTAL	32	96	3.0	18	2							
PASSING	ATT	CMP	YDS	TD	LG	IN	Rtg.				PASSING	ATT	CMP	YDS	TD	LG	IN	Rtg.				
T. Brady	36	20	341	0/0	1	73	2	74.0				J. Plummer	26	15	197	2/7	1	42	1	78.5		
TOTAL	36	20	341	0/0	1	73	2	74.0				TOTAL	26	15	197	2/7	1	42	1	78.5		
PASS RECEIVING	NO	YDS	AVG	LG	TD					PASS RECEIVING	NO	YDS	AVG	LG	TD							
D. Branch	8	153	19.1	73	0					R. Smith	6	96	16.0	42	1							
D. Givens	5	54	10.8	21	1					A. Lelie	5	50	10.0	17	0							
K. Faulk	2	20	10.0	14	0					J. Putzier	3	37	12.3	24	0							
A. Davis	1	51	51.0	51	0					M. Anderson	1	14	14.0	14	0							
T. Brown	1	33	33.0	33	0																	
D. Graham	1	18	18.0	18	0																	
C. Dillon	1	9	9.0	9	0																	
H. Evans	1	3	3.0	3	0																	
TOTAL	20	341	17.1	73	1					TOTAL	15	197	13.1	42	1							
INTERCEPTIONS	NO	YDS	AVG	LG	TD					INTERCEPTIONS	NO	YDS	AVG	LG	TD							
A. Samuel	1	0	0.0	0	0					C. Bailey	1	100	100.0	100	0							
										J. Lynch	1	5	5.0	5	0							
TOTAL	1	0	0.0	0	0					TOTAL	2	105	52.5	100	0							
PUNTING	NO	YDS	AVG	NET	TB	IN20	LG				PUNTING	NO	YDS	AVG	NET	TB	IN20	LG				
J. Miller	3	146	48.7	45.3	0	0	50				T. Sauerbrun	6	274	45.7	39.5	0	3	58				
TOTAL	3	146	48.7	45.3	0	0	50				TOTAL	6	274	45.7	39.5	0	3	58				
PUNT RETURNS	NO	YDS	AVG	FC	LG	TD					PUNT RETURNS	NO	YDS	AVG	FC	LG	TD					
T. Dwight	3	37	12.3	1	14	0					C. Adams	1	10	10.0	2	10	0					
T. Brown	1	0	0.0	0	0	0																
[DOWNED]	1	0	0.0	0	—	0																
RETURNS	4	37	9.3	1	14	0					RETURNS	1	10	10.0	2	10	0					
KICKOFF RETURNS	NO	YDS	AVG	FC	LG	TD					KICKOFF RETURNS	NO	YDS	AVG	FC	LG	TD					
E. Hobbs	3	89	29.7	0	32	0					C. Adams	3	54	18.0	0	29	0					
A. Davis	3	61	20.3	0	21	0					Da. Williams	1	19	19.0	0	19	0					
RETURNS	6	150	25.0	0	32	0					RETURNS	4	73	18.3	0	29	0					
New England Patriots	Own	Fumbles	Fum Lost	Rec.	Yds	TD	FF	Rec.	Yds	TD	Bnds	Denver Broncos	Own	Fumbles	Fum Lost	Rec.	Yds	TD	Bnds			
T. Brown	1	1	0	0	0	0	0	0	0	0	0	C. Bailey	1	0	0	0	0	0	0			
K. Faulk	1	1	0	0	0	0	0	0	0	0	0	C. Brown	0	0	0	0	0	0	0			
E. Hobbs	1	1	0	0	0	0	0	0	0	0	0	T. Sauerbrun	0	0	0	0	0	0	0			
B. Watson	0	0	0	0	0	0	1	0	0	0	0	I. Gold	0	0	0	0	0	1	0			
												M. Leach	0	0	0	0	0	0	0	0	0	0
												C. Sapp	0	0	0	0	0	0	0	0	0	0
TOTAL	3	3	0	0	0	0	1	0	0	0	0	TOTAL	1	0	0	0	0	2	3	0		

FINAL TEAM STATISTICS

	PATRIOTS			BRONCOS				PATRIOTS			BRONCOS		
TOTAL FIRST DOWNS	15			16			FGs – PATs Had Blocked	0-0			0-0		
By Rushing	3			6			Net punting average	45.3			39.5		
By Passing	12			9			TOTAL RETURN YARDAGE (Not Including Kickoffs)	37			115		
By Penalty	0			1			No. and Yards Punt Returns	4-37			1-10		
THIRD DOWN EFFICIENCY	3-11-27%			4-14-29%			No. and Yards Kickoff Returns	6-150			4-73		
FOURTH DOWN EFFICIENCY	0-1-0%			0-1-0%			No. and Yards Interception Returns	1-0			2-105		
TOTAL NET YARDS	420			286			PENALTIES Number and Yards	8-82			4-24		
Total Offensive Plays (inc. times thrown passing)	57			60			FUMBLES Number and Lost	3-3			1-0		
Average gain per offensive play	7.4			4.8			TOUCHDOWNS	1			3		
NET YARDS RUSHING	79			96			Rushing	0			2		
Total Rushing Plays	21			32			Passing	1			1		
Average gain per rushing play	3.8			3.0			Interceptions	0			0		
Tackles for a loss – number and yards	1-1			0-0			EXTRA POINTS Made-Attempts	1-1			3-3		
NET YARDS PASSING	341			190			Kicking Made-Attempts	1-1			3-3		
Times thrown – yards lost attempting to pass	0-0			2-7			FIELD GOALS Made-Attempts	2-3			2-2		
Gross yards passing	341			197			RED ZONE EFFICIENCY	1-3-33%			3-5-60%		
PASS ATTEMPTS-COMPLETIONS-HAD INTERCEPTED	36-20-2			26-15-1			GOAL TO GO EFFICIENCY	1-2-50%			3-3-100%		
Average gain per pass play (inc. # thrown passing)	9.5			6.8			SAFETIES	13			27		
KICKOFFS Number-In End Zone-Touchbacks	4-0-0			6-3-0			FINAL SCORE	0			20		
PUNTS Number and Average	3-48.7			6-45.7			TIME OF POSSESSION	28:12			31:48		
Had Blocked	0			0									



Indianapolis 49, Denver 24

Sunday, Jan. 9, 2005 • 1:07 p.m. EDT • RCA Dome • Indianapolis

WEATHER: Indoors • ATTENDANCE: 56,609 • TIME: 3:06

2004 AFC Wild Card Playoff Game

Peyton Manning threw for 458 yards with four touchdowns while also running for a score to lead the Indianapolis Colts over the Denver Broncos 49-24 in an AFC Wild Card Playoff Game at the RCA Dome in front of 56,609 fans.

The Colts jumped out to a 14-0 first-quarter lead after Manning found James Munro for a 2-yard touchdown pass and running back Edgerrin James scored on a 1-yard run.

After Manning's second touchdown of the day, a 19-yard strike to tight end Dallas Clark, the Broncos' Jason Elam put Denver on the scoreboard with a 33-yard field goal.

The Colts' offense responded quickly, however, as Manning increased the lead to 35-3 with a 35-yard touchdown pass to Reggie Wayne and a 1-yard quarterback sneak in the closing seconds of the half.

The Broncos fought back in the third quarter when quarterback Jake Plummer capped off a 10-play, 71-yard drive with a 9-yard touchdown pass to Rod Smith.

After forcing the Colts to punt for just the second time all day, Plummer led Denver downfield once again and hit tight end Jeb Putzier for a 35-yard score. The touchdown concluded an 85-yard drive, cutting the Broncos' deficit to 35-17.

Indianapolis denied Denver any thoughts of coming back when Manning connected with Wayne for the second time in the game for a 43-yard touchdown pass early in the fourth quarter.

The Broncos scored their final points on a 1-yard touchdown run by Tatum Bell at 7:45 of the fourth quarter, but it was not enough to catch up to the potent Colts offense, which posted 530 total yards for the game.

Smith paced the Denver receivers with seven catches for 99 yards with one touchdown to give him 39 career postseason catches and move him past Ed McCaffrey (36) for third on the Broncos' all-time playoff list. Putzier finished the contest with 67 yards on three receptions, including the 35-yard touchdown.

Plummer completed 24-of-34 passes for 284 yards with two touchdowns while posting a passer rating of 103.1.

For the Colts, Manning's 458 passing yards were the most the Broncos ever yielded in a game and ranked as the second-most passing yards in a playoff game in NFL history. Wayne also posted an impressive day, catching 10 passes for 221 yards with two scores, while Clark added 112 yards on six receptions with one touchdown.

OFFICIALS:

Referee — Mike Carey (94); **Umpire** — Jim Quirk (5); **Head Linesman** — Ron Marinucci (107); **Line Judge** — Mark Periman (9); **Field Judge** — Scott Steenson (88); **Side Judge** — Larry Rose (128); **Back Judge** — Keith Ferguson (61); **Replay** — Tommy Moore.

DENVER BRONCOS

OFFENSE

WR 80 R. Smith
LT 78 M. Lepsis
LG 50 B. Hamilton
C 66 T. Nalen
RG 65 C. Carlisle
RT 72 G. Foster
TE 89 D. Carswell
WR 85 A. Lelie
QB 16 J. Plummer
RB 34 R. Droughns
FB 86 P. Hape

DEFENSE

LE 92 M. Coleman
LT 68 M. Fatafeh
RT 75 M. Pope
RE 98 R. Hayward
WLB 52 D. Williams
MLB 56 A. Wilson
SLB 59 D. Spragan
LCB 24 C. Bailey
RCB 31 K. Herndon
SS 28 K. Kennedy
FS 47 J. Lynch

BRONCOS SUBSTITUTIONS: K 1 J. Elam, P/K 6 J. Baker, WR 10 T. Luke, WR 17 D. Watts, S 25 N. Ferguson, RB 26 T. Bell, S 32 C. Young, RB 37 C. Sapp, CB 40 J. Shoate, S 42 S. Brandon, CB 45 R. Alexander, LB 53 L. Green, LB 55 P. Chukwurah, LB 58 T. Pierce, DT 61 E. Johnson, G 69 P.J. Alexander, WR 81 C. Adams, TE/LS 83 M. Leach, TE 88 J. Putzier, DE 95 A. Palepoi, DE 99 R. Johnson. **DID NOT PLAY:** QB 13 D. Kanell, T 74 C. Green. **INACTIVE:** 3QB 8 M. Mauck, FB 39 K. Johnson, LB 57 J. Sykes, G 62 D. Neil, G 63 T. Stuber, G 70 T. Clabo, DE 93 T. Pryce, DT/DE 67 D. Veal.

INDIANAPOLIS COLTS

OFFENSE

WR 87 R. Wayne
LT 78 T. Glenn
LG 64 R. DeMulling
C 63 J. Saturday
RG 73 J. Scott
RT 71 R. Diem
TE 81 M. Pollard
WR 88 M. Harrison
QB 18 P. Manning
RB 32 E. James
TE 44 D. Clark

DEFENSE

LE 79 R. Brock
LT 90 M. Reagor
RT 96 J. Williams
RE 93 D. Freney
LOLB 50 D. Thornton
MLB 94 R. Morris
ROLB 59 C. June
LCB 25 N. Harper
RCB 42 J. David
SS 21 B. Sanders
FS 28 I. Bashir

COLTS SUBSTITUTIONS: K 10 M. Gramatica, K 13 M. Vanderjagt, P 17 H. Smith, SS 20 M. Doss, RB 23 J. Munro, CB 26 W. Bacon, CB 27 V. Hutchins, CB 29 J. Jefferson, RB 33 D. Rhodes, SS 38 G. Sapp, SS 41 C. Bird, TE 48 J. Snow, C/G 56 T. Peko, LB 58 G. Brackett, DT 75 L. Triplett, OT 76 M. Freitas, TE 80 B. Hartsock, WR 83 B. Stokley, WR 86 T. Walters, LB 98 N. Rogers, DE 98 R. Mathis, DE 99 R. Sciolli. **DID NOT PLAY:** QB 12 J. Sorgi. **INACTIVE:** 3QB 5 T. Brown, FS 39 A. Floyd, LB 51 G. Gardner, LB 55 K. Pope, G/C 61 T. Hutton, OG 65 R. Lijia, WR 84 B. Pyatt, WR 85 A. Moorehead.

		1	2	3	4	OT	TOTAL		FIELD GOALS (made () & missed)
VISITOR	Denver Broncos	0	3	14	7	—	24		J. Elam (33)
HOME	Indianapolis Colts	14	21	0	14	—	49		

Team	Qtr	Clock Time	PLAY DESCRIPTION (Extra Point) (Drive Info)	SCORE Visitor Home
COLTS	1	7:23	J. Munro 2 yd. pass from P. Manning (M. Vanderjagt, kick) (9-76, 3:43)	0 7
COLTS	1	0:38	E. James 1 yd. run (M. Vanderjagt, kick) (8-87, 4:59)	0 14
COLTS	2	8:11	D. Clark 19 yd. pass from P. Manning (M. Vanderjagt, kick) (4-52, 1:42)	0 21
BRONCOS	2	5:19	J. Elam 33 yd. Field Goal (7-51, 2:52)	3 21
COLTS	2	4:29	R. Wayne 35 yd. pass from P. Manning (M. Vanderjagt, kick) (2-40, 0:50)	3 28
COLTS	2	0:06	P. Manning 1 yd. run (M. Vanderjagt, kick) (8-75, 3:07)	3 35
BRONCOS	3	9:01	R. Smith 9 yd. pass from J. Plummer (J. Elam, kick) (10-71, 5:59)	10 35
BRONCOS	3	1:10	J. Putzier 35 yd. pass from J. Plummer (J. Elam, kick) (9-85, 5:39)	17 35
COLTS	4	12:48	R. Wayne 43 yd. pass from P. Manning (M. Vanderjagt, kick) (6-80, 3:22)	17 42
BRONCOS	4	7:45	T. Bell 1 yd. run (J. Elam, kick) (10-57, 5:03)	24 42
COLTS	4	2:02	D. Rhodes 2 yd. run (M. Vanderjagt, kick) (9-45, 5:43)	24 49

FINAL INDIVIDUAL STATISTICS

Denver Broncos										Indianapolis Colts									
RUSHING	ATT	YDS	AVG	LG	TD	RUSHING	ATT	YDS	AVG	LG	TD								
T. Bell	12	49	4.1	15	1	E. James	18	63	3.5	11	1								
R. Droughns	8	29	3.6	6	0	D. Rhodes	5	12	2.4	6	1								
J. Plummer	1	0	0.0	0	0	P. Manning	1	1	1.0	1	1								
TOTAL	21	78	3.7	15	1	TOTAL	24	76	3.2	11	3								
PASSING	ATT	CMP	YDS	TKD/ YD	TD	LG	IN	Rtg.	PASSING	ATT	CMP	YDS	TKD/ YD	TD	LG	IN	Rtg.		
J. Plummer	34	24	284	3/24	2	35	1	103.1	P. Manning	33	27	458	1/4	4	49	1	145.7		
TOTAL	34	24	284	3/24	2	35	1	103.1	TOTAL	33	27	458	1/4	4	49	1	145.7		
PASS RECEIVING	NO	YDS	AVG	LG	TD	PASS RECEIVING	NO	YDS	AVG	LG	TD								
R. Smith	7	99	14.1	30	1	R. Wayne	10	221	22.1	49	2								
T. Bell	4	32	8.0	14	0	D. Clark	6	112	18.7	31	1								
R. Droughns	4	28	7.0	9	0	M. Harrison	4	51	12.5	24	0								
J. Putzier	3	67	22.3	35	1	B. Stokley	2	33	16.5	21	0								
A. Lelie	2	27	13.5	21	0	M. Pollard	2	28	14.0	25	0								
P. Hape	2	8	4.0	6	0	E. James	2	11	5.5	6	0								
D. Carswell	1	15	15.0	15	0	J. Mungro	1	2	2.0	2	1								
D. Watts	1	8	8.0	8	0														
TOTAL	24	284	11.8	35	2	TOTAL	27	458	16.9	49	4								
INTERCEPTIONS	NO	YDS	AVG	LG	TD	INTERCEPTIONS	NO	YDS	AVG	LG	TD								
K. Herndon	1	0	0.0	0	0	M. Doss	1	0	0.0	0	0								
TOTAL	1	0	0.0	0	0	TOTAL	1	0	0.0	0	0								
PUNTING	NO	YDS	AVG	NET	TB	IN20	LG	PUNTING	NO	YDS	AVG	NET	TB	IN20	LG				
J. Baker	4	150	37.5	35.3	0	1	46	H. Smith	2	76	38.0	38.5	0	2					
39								39											
TOTAL	4	150	37.5	35.3	0	1	46	TOTAL	2	76	38.0	38.5	0	2	39				
PUNT RETURNS	NO	YDS	AVG	FC	LG	TD	PUNT RETURNS	NO	YDS	AVG	FC	LG	TD						
C. Adams	1	-1	-1.0	0	-1	0	T. Walters	1	9	9.0	2	9	0						
T. Luke	0	0	0.0	1	—	0	(DOWNED)	1	0	0.0	0	—	0						
RETURNS	1	-1	-1.0	0	-1	0	RETURNS	1	9	9.0	2	9	0						
KICKOFF RETURNS	NO	YDS	AVG	FC	LG	TD	KICKOFF RETURNS	NO	YDS	AVG	FC	LG	TD						
C. Sapp	4	86	21.5	0	25	0	D. Rhodes	1	36	36.0	0	36	0						
R. Droughns	2	36	18.0	0	26	0	J. Mungro	1	18	18.0	0	18	0						
T. Luke	1	41	41.0	0	41	0	(TOUCHBACK)	1	0	0.0	0	—	0						
C. Adams	1	25	25.0	0	25	0													
RETURNS	8	188	23.5	0	41	0	RETURNS	2	54	27.0	0	36	0						
Denver Broncos	Own	Opp.	Out	Indianapolis Colts	Own	Opp.	Out	Indianapolis Colts	Own	Opp.	Out	Indianapolis Colts	Own	Opp.	Out				
FUMBLES	Fum	Lost	Rec.	Yds	TD	FF	Rec.	Yds	TD	Bnds	FUMBLES	Fum	Lost	Rec.	Yds	TD	Bnds		
C. Adams	1	0	0	0	0	0	0	0	0	1	J. Snow	0	0	0	0	0	0		
TOTAL	1	0	0	0	0	0	0	0	0	1	TOTAL	0	0	0	0	0	0		

FINAL TEAM STATISTICS

	BRONCOS		COLTS			BRONCOS		COLTS	
TOTAL FIRST DOWNS	18	27	FGs – PATs Had Blocked		0-0	0-0			
By Rushing	4	7	Net punting average		35.3	38.5			
By Passing	14	18	TOTAL RETURN YARDAGE (Not Including Kickoffs)		-1	9			
By Penalty	0	2	No. and Yards Punt Returns		1 - 1	1-9			
THIRD DOWN EFFICIENCY	3-12-25%	7-10-70%	No. and Yards Kickoff Returns		8-188	2-54			
FOURTH DOWN EFFICIENCY	2-2-100%	0-0-0%	No. and Yards Interception Returns		1-0	1-0			
TOTAL NET YARDS	338	530	PENALTIES Number and Yards		5-24	4-26			
Total Offensive Plays (inc. times thrown passing)	58	58	FUMBLES Number and Lost		1-0	0-0			
Average gain per offensive play	5.8	9.1	TOUCHDOWNS		7	3			
NET YARDS RUSHING	78	76	Rushing		1	3			
Total Rushing Plays	21	24	Passing		2	4			
Average gain per rushing play	3.7	3.2	Interceptions		0	0			
Tackles for a loss – number and yards	2-3	0-0	EXTRA POINTS Made-Attempts		3-3	7-7			
NET YARDS PASSING	260	454	Kicking Made-Attempts		3-3	7-7			
Times thrown – yards lost attempting to pass	3-24	1-4	FIELD GOALS Made-Attempts		1-1	0-0			
Gross yards passing	284	458	RED ZONE Efficiency		2-3-67%	5-6-83%			
PASS ATTEMPTS-COMPLETIONS-HAD INTERCEPTED	34-24-1	33-27-1	GOAL TO GO Efficiency		1-1-100%	4-5-80%			
Average gain per pass play (inc. # thrown passing)	7.0	13.3	SAFETIES		0	0			
KICKOFFS Number-In End Zone-Touchbacks	5-1-1	8-0-0	FINAL SCORE		24	49			
PUNTS Number and Average	4-37.5	2-38.0	TIME OF POSSESSION		30:42	29:18			
Had Blocked	0	0							

BRONCOS DEFENSIVE STATISTICS

(based on coaches' film review)																	
PLAYER	UT	A	TT	S-YDS	I-YDS	PD	FF	FR	PLAYER	UT	A	TT	S-YDS	I-YDS	PD	FF	FR
K. Herndon	8	0	8	0-0	1-0	2	0	0	J. Lynch	3	1	4	0-0	0-0	0	0	0
C. Bailey	7	0	7	0-0	0-0	0	0	0	A. Palepoi	2	1	3	0-0	0-0	0	0	0
D. Williams	5	2	7	0-0	0-0	1	0	0	R. Hayward	2	0	2	1-4	0-0	0	0	0
R. Alexander	6	0	6	0-0	0-0	1	0	0	M. Pope	2	0	2	0-0	0-0	0	0	0
M. Coleman	5	1	6	0-0	0-0	0	0	0	R. Johnson	1	1	2	0-0	0-0	0	0	0
A. Wilson	4	2	6	0-0	0-0	0	0	0	M. Fatah	1	0	1	0-0	0-0	0	0	0
D. Spragan	2	3	5	0-0	0-0	0	0	0	TEAM TOTALS	51	12	63	1-4	1-0	4	0	0
K. Kennedy	3	1	4	0-0	0-0	0	0	0									



Indianapolis 41, Denver 10

Sunday, Jan. 4, 2004 • 4:35 p.m. EST • RCA Dome • Indianapolis

WEATHER: Indoors • ATTENDANCE: 56,586 • TIME: 2:39

2003 AFC Wild Card Playoff Game

Denver's 2003 season came to an end with a 41-10 loss to Indianapolis in an AFC Wild Card Playoff Game in front of 56,586 fans at the RCA Dome.

On the game's opening possession, Peyton Manning led the Colts 70 yards and capped the drive when he found Brandon Stokley for a 31-yard touchdown and an early lead. Denver answered on its first drive with a 49-yard Jason Elam field goal after penalties caused the drive to stall.

Late in the first quarter, Manning completed a pass to Marvin Harrison, who fell near the Colts' 29-yard line and after not being touched by a Broncos defender got up and ran the ball in for a touchdown and a 14-3 lead. With Denver unable to sustain a drive after picking up two holding penalties, Indianapolis took possession on its 20-yard-line after a Broncos punt. Manning engineered another successful touchdown drive (8 plays, 80 yards), culminating in a 23-yard touchdown pass to Harrison.

After another Denver punt, Manning hit Stokley in stride, and he raced 87 yards for a touchdown to give the Colts a 28-3 lead with less than two minutes remaining in the half. Denver began to mount a drive, but Plummer's pass intended for Rod Smith was intercepted by David Macklin and returned 21 yards to the Colts' 42-yard-line. Mike Vanderjagt's 27-yard field goal extended the Colts' lead to 31-3 at the half.

On Denver's first possession of the third quarter, Plummer connected with Rod Smith for a 34-yard reception, moving the Broncos to the Colts' 27-yard line before Elam's 46-yard field goal attempt was blocked. Indianapolis was able to add to its lead by capping a 64-yard drive with a 7-yard touchdown pass from Manning to Reggie Wayne.

Plummer—when hit from behind by Colts defensive end Dwight Freeney—fumbled on Denver's next possession, and the ball was recovered by Rob Morris on Denver's 20-yard line. Indianapolis settled for a 20-yard field goal that put it ahead 41-3. Midway through the fourth quarter after recovering a Colts fumble on its 38-yard-line, Denver finally found the end zone for the game's final score when Plummer connected with Smith for a 7-yard touchdown.

Plummer completed 23-of-30 passes for 181 yards with one touchdown but had a pair of interceptions. Clinton Portis led the Broncos with 68 rushing yards while Smith, Shannon Sharpe and Reuben Droughns each had five receptions.

OFFICIALS:

Referee — Johnny Grier (23); **Umpire** — Ed Coukart (71); **Head Linesman** — James Wilson (43); **Line Judge** — Jeff Bergman (32); **Field Judge** — Jim Saracino (58); **Side Judge** — Doug Rosenbaum (67); **Back Judge** — Scott Green (19); **Replay** — Dean Blandino.

DENVER BRONCOS

OFFENSE

WR 80 R. Smith
LT 74 E. Salaam
LG 50 B. Hamilton
C 66 T. Nalen
RG 62 D. Neil
RT 78 M. Lepsis
TE 84 S. Sharpe
WR 85 A. Lelie
QB 16 J. Plummer
RB 26 C. Portis
FB 34 R. Droughns

DEFENSE

LE 93 T. Pryce
LT 74 E. Salaam
RT 90 D. Holland
RE 92 B. Berry
WLB 59 D. Spragan
MLB 56 A. Wilson
SLB 33 J. Spencer
LCB 35 L. Walls
RCB 31 K. Herndon
SS 28 K. Kennedy
FS 42 S. Brandon

BRONCOS SUBSTITUTIONS: K 1 J. Elam, P/K 4 M. Knorr, WR 12 C. Adams, CB 21 S. Turner, RB 22 Q. Griffin, CB 23 W. Middlebrooks, S 32 C. Young, CB 33 J. Spencer, RB 38 M. Anderson, CB 47 R. McNeil, LB 53 J. Rutledge, LB 55 K. Burns, G/T 65 C. Carlisle, T 71 B. Brockermeyer, DT 75 M. Pope, WR 82 A. Madise, TE/LB 83 M. Leach, TE 86 P. Hape, TE 89 D. Carswell, DE 98 R. Hayward. **DID NOT PLAY:** QB 13 D. Kanell, WR 14 N. Jackson, DT 96 D. Sapp. **INACTIVE:** 3QB 17 J. Jackson, CB/WR 24 D. O'Neal, RB 37 C. Sapp, T 69 P. Alexander, T 72 G. Foster, G 79 S. Herndon, WR 87 E. McCaffrey, TE 88 J. Putzler.

INDIANAPOLIS COLTS

OFFENSE

WR 87 R. Wayne
LT 78 T. Glenn
LG 64 R. DeMulling
C 56 T. Peko
RG 63 J. Saturday
RT 71 R. Diem
TE 81 M. Pollard
WR 88 M. Harrison
QB 18 P. Manning
RB 32 E. James
TE 80 J. Davenport

DEFENSE

LE 79 R. Brock
LT 75 L. Tripplett
RT 90 M. Reagor
RE 93 D. Freeney
SLB 53 M. Washington
MLB 54 R. Morris
WLB 50 D. Thornton
LCB 21 W. Harris
RCB 27 D. Macklin
SS 30 D. Strickland
FS 28 I. Bashir

COLTS SUBSTITUTIONS: QB 7 B. Huard, K 13 M. Vanderjagt, P 17 H. Smith, DB 25 N. Harper, DB 31 C. Crosby, RB 33 D. Rhodes, DB 34 J. Doering, RB 35 R. Williams, DB 41 C. Bird, TE 48 J. Snow, LB 52 K. Whiteside, LB 57 J. Nelson, LB 58 G. Brackett, LB 59 C. June, OG 74 S. Scullio, T 76 M. Freitas, WR 83 B. Stokley, WR 86 T. Walters, DE 92 C. Bratzke, DT 96 J. Williams, DE 98 R. Mathis, DE 99 B. Sciolli. **DID NOT PLAY:** RB 36 T. Lopienski. **INACTIVE:** WR 10 T. Wilkins, WR 11 J. Dawson, 3QB 16 C. Sauter, DB 20 M. Doss, DB 39 A. Floyd, TE 44 D. Clark, TE 49 P. Mitchell, WR 85 A. Moorehead.

		1	2	3	4	OT	TOTAL	FIELD GOALS (made () & missed)	
VISITOR	Denver Broncos	3	0	0	7	—	10	J. Elam	(49) 46B
HOME	Indianapolis Colts	14	17	10	0	—	41	M. Vanderjagt	(27) (20)

Team	Qtr	Clock Time	PLAY DESCRIPTION (Extra Point) (Drive Info)	SCORE	
				Visitor	Home
COLTS	1	12:02	B. Stokley 31 yd. pass from P. Manning (M. Vanderjagt, kick) (6-70, 3:05)	0	7
BRONCOS	1	3:48	J. Elam 49 yd. Field Goal (12-47, 8:14)	3	7
COLTS	1	0:36	M. Harrison 46 yd. pass from P. Manning (M. Vanderjagt, kick) (8-81, 3:17)	3	14
COLTS	2	7:28	M. Harrison 23 yd. pass from P. Manning (M. Vanderjagt, kick) (8-80, 3:49)	3	21
COLTS	2	1:51	B. Stokley 87 yd. pass from P. Manning (M. Vanderjagt, kick) (1-87, 0:10)	3	28
COLTS	2	0:00	M. Vanderjagt 27 yd. Field Goal (6-49, 0:55)	3	31
COLTS	3	5:19	R. Wayne 7 yd. pass from P. Manning (M. Vanderjagt, kick) (12-64, 5:45)	3	38
COLTS	3	0:55	M. Vanderjagt 20 yd. Field Goal (6-17, 3:38)	3	41
BRONCOS	4	7:04	R. Smith 7 yd. pass from J. Plummer (J. Elam, kick) (12-62, 6:18)	10	41

FINAL INDIVIDUAL STATISTICS

Denver Broncos											Indianapolis Colts														
RUSHING	ATT	YDS	AVG	LG	TD						RUSHING	ATT	YDS	AVG	LG	TD									
C. Portis	17	68	4.0	11	0						E. James	17	78	4.6	11	0									
Q. Griffin	6	60	10.0	19	0						D. Rhodes	4	8	2.0	4	0									
J. Plummer	3	18	6.0	10	0						P. Manning	1	0	0.0	0	0									
											R. Williams	1	-1	-1.0	-1	0									
TOTAL	26	146	5.6	19	0						TOTAL	23	85	3.7	11	0									
PASSING	ATT	CMP	YDS	TKD/ YD	TD	LG	IN	Rtg.						PASSING	ATT	CMP	YDS	TKD/ YD	TD	LG	IN	Rtg.			
J. Plummer	30	23	181	2/5	1	34	2	74.4						P. Manning	26	22	377	0/0	5	87	0	158.3			
														B. Huard	5	4	17	0/0	0	16	0	80.8			
TOTAL	30	23	181	2/5	1	34	2	74.4						TOTAL	31	26	394	0/0	5	87	0	158.3			
PASS RECEIVING			NO	YDS	AVG	LG	TD						PASS RECEIVING			NO	YDS	AVG	LG	TD					
R. Smith			5	66	13.2	34	1						M. Harrison			7	133	19.0	46	2					
S. Sharpe			5	31	6.2	9	0						R. Wayne			5	43	8.6	16	1					
R. Droughns			5	19	3.8	10	0						E. James			5	37	7.4	13	0					
Q. Griffin			2	18	9.0	11	0						B. Stokley			4	144	36.0	87	2					
C. Adams			2	18	9.0	14	0						T. Walters			3	1	0.3	3	0					
D. Carswell			2	12	6.0	7	0						M. Pollard			1	25	25.0	25	0					
C. Portis			1	10	10.0	10	0						J. Davenport			1	11	11.0	11	0					
A. Lelie			1	7	7.0	7	0																		
TOTAL			23	181	7.9	34	1						TOTAL			26	394	15.2	87	5					
INTERCEPTIONS			NO	YDS	AVG	LG	TD						INTERCEPTIONS			NO	YDS	AVG	LG	TD					
													D. Macklin			2	52	26.0	31	0					
TOTAL			0	0	0.0	—	0						TOTAL			2	52	26.0	31	0					
PUNTING		NO	YDS	AVG	NET	TB	IN20	LG						PUNTING		NO	YDS	AVG	NET	TB	IN20	LG			
M. Knorr		2	84	42.0	32.0	1	1	44																	
TOTAL		2	84	42.0	32.0	1	1	44						TOTAL		0	0	0.0	0.0	0	0	0	—		
PUNT RETURNS			NO	YDS	AVG	FC	LG	TD						PUNT RETURNS			NO	YDS	AVG	FC	LG	TD			
														(DOWNED)			1	0	0.0	0	—	0			
														(TOUCHBACK)			0	0	0.0	0	—	0			
RETURNS			0	0	0.0	0	—	0						RETURNS			0	0	0.0	0	—	0			
KICKOFF RETURNS			NO	YDS	AVG	FC	LG	TD						KICKOFF RETURNS			NO	YDS	AVG	FC	LG	TD			
R. Droughns			6	133	22.2	0	33	0						R. Williams			1	18	18.0	0	18	0			
(TOUCHBACK)			1	0	0.0	0	—	0						D. Rhodes			1	16	16.0	0	16	0			
RETURNS			6	133	22.2	0	33	0						RETURNS			2	34	17.0	0	18	0			
Denver Broncos											Indianapolis Colts														
FUMBLES	Fum	Lost	Own	Rec.	Yds	TD	FF	Rec.	Yds	TD	Bnds	FUMBLES	Fum	Lost	Own	Rec.	Yds	TD	FF	Rec.	Yds	TD	Bnds		
J. Plummer	1	1	0	0	0	0	0	0	0	0	0	P. Manning	1	0	1	-2	0	0	0	0	0	0	0		
C. Portis	1	0	0	0	0	0	0	0	0	0	1	E. James	1	1	0	0	0	0	0	0	0	0			
M. Fatafehi	0	0	0	0	0	1	0	0	0	0	0	M. Pollard	1	0	0	0	0	0	0	0	0	1			
L. Walls	0	0	0	0	0	1	0	0	0	0	0	D. Freeney	0	0	0	0	0	1	0	0	0	0			
R. Hayward	0	0	0	0	0	0	1	0	0	0	0	W. Harris	0	0	0	0	0	1	0	0	0	0			
												R. Morris	0	0	0	0	0	0	1	0	0	0			
TOTAL	2	1	0	0	0	2	1	0	0	0	1	TOTAL	3	1	1	-2	0	2	1	0	0	0			

FINAL TEAM STATISTICS

	BRONCOS		COLTS			BRONCOS		COLTS	
TOTAL FIRST DOWNS	20	23	FGs – PATs Had Blocked			1-0	0-0		
By Rushing	10	6	Net punting average			32.0	0.0		
By Passing	9	17	TOTAL RETURN YARDAGE (Not Including Kickoffs)			0	52		
By Penalty	1	0	No. and Yards Punt Returns			0-0	0-0		
THIRD DOWN EFFICIENCY	4-11-36%	6-8-75%	No. and Yards Kickoff Returns			6-133	2-34		
FOURTH DOWN EFFICIENCY	2-2-100%	0-1-0%	No. and Yards Interception Returns			0-0	2-52		
TOTAL NET YARDS	322	479	PENALTIES Number and Yards			5-55	5-40		
Total Offensive Plays (inc. times thrown passing)	58	54	FUMBLES Number and Loss			2-1	3-1		
Average gain per offensive play	8.6	8.9	TOUCHDOWNS			1	5		
NET YARDS RUSHING	146	85	Rushing			0	5		
Total Rushing Plays	26	23	Passing			1	5		
Average gain per rushing play	5.6	3.7	Interceptions			0	2		
Tackles for a loss – number and yards	2-4	2-5	EXTRA POINTS Made-Attempts			1-1	5-5		
NET YARDS PASSING	176	394	Kicking Made-Attempts			1-1	5-5		
Times thrown – yards lost attempting to pass	2-5	0-0	FIELD GOALS Made-Attempts			1-2	2-2		
Gross yards passing	181	394	RED ZONE EFFICIENCY			1-1-100%	1-3-33%		
PASS ATTEMPTS-COMPLETIONS-HAD INTERCEPTED	30-23-2	31-26-0	GOAL TO GO EFFICIENCY			0-0-0%	1-3-33%		
Average gain per pass play (inc. # thrown passing)	5.5	12.7	SAFETIES			0	1		
KICKOFFS Number-In End Zone-Touchbacks	3-0-0	7-1-1	FINAL SCORE			10	41		
PUNTS Number and Average	2-42-0	0-0-0	TIME OF POSSESSION			34:38	25:22		
Had Blocked	0	0							



Baltimore 21, Denver 3

Sunday, Dec. 31, 2000 • 12:35 p.m. EST • PSINet Stadium • Baltimore

WEATHER: Mostly Sunny, 22° (wind chill 5°), Wind NNW 20-25 mph • ATTENDANCE: 69,638 • TIME: 2:54

2000 AFC Wild Card Playoff Game

The Denver Broncos' 2000 season ended with a 21-3 defeat at the hands of the Baltimore Ravens in an AFC Wild Card Playoff Game at PSINet Stadium in Baltimore on a blustery New Year's Eve day in front of 69,638 fans.

Denver's offense managed just 177 yards—the club's third-lowest output in 28 postseason games—and nine first downs against a record-setting Ravens defense, which put an end to the Broncos' seven-game postseason winning streak.

After a scoreless first quarter, Baltimore put up the first points when Jamal Lewis reached the end zone from one yard out early in the second quarter to cap a 10-play, 75-yard drive.

The Broncos answered with a 31-yard Jason Elam field goal to narrow the deficit to 7-3 when a promising 12-play, 68-yard drive stalled after a third-and-1 opportunity at the Ravens' 12-yard line. What followed would prove to be the play of the game, if not one of the more bizarre plays of the year.

The Ravens' Corey Harris returned the ensuing kickoff 15 yards to the Baltimore 42-yard line. On first-and-10, Baltimore's Trent Diler attempted a screen pass to Lewis, who tipped the ball into and out of the hands of Denver cornerback Terrell Buckley. The loose ball was grabbed out of the air by former Broncos tight end Shannon Sharpe, who dashed 58 yards for a touchdown, boosting the lead to 14-3 at the half.

Baltimore increased its lead to 21-3 late in the third quarter when Lewis ran 27 yards for his second touchdown of the day to cap the scoring.

Denver managed just 83 yards on its eight second-half possessions and was held scoreless to preserve the lowest scoring output (3) in franchise postseason history. The Broncos penetrated Ravens territory just once all day and ran only seven plays on the Baltimore side of the field.

Broncos quarterback Gus Frerotte, subbing for the injured Brian Griese, completed 13-of-28 passes for 124 yards with one interception. Denver's Ed McCaffrey led all receivers with eight catches for 75 yards (9.4 avg.).

Mike Anderson led the Broncos in rushing with 40 yards on 15 carries. Safety Billy Jenkins and defensive end Maa Tanuvasa each had sacks for the Broncos' defense, which held Baltimore to 240 net yards of total offense and forced 10 punts. Denver also allowed the Ravens to convert just 4-of-14 (28.6%) of their third-down attempts.

OFFICIALS:

Referee — Larry Nemmers (20); **Umpire** — Bob Wagner (100); **Head Linesman** — Tony Veteri (36); **Line Judge** — Ron Phares (10); **Field Judge** — Steve Zimmer (36); **Side Judge** — Doug Toole (4); **Back Judge** — Richard Reels (83); **Replay** — Bob Boylston.

DENVER BRONCOS

OFFENSE

WR 80 R. Smith
LT 77 T. Jones
LG 64 L. Friedman
C 66 T. Nalen
RG 62 D. Neil
RT 78 M. Lepsis
TE 89 D. Carswell
WR 87 E. McCaffrey
QB 12 G. Frerotte
RB 38 M. Anderson
FB 29 H. Griffith

DEFENSE

LE 98 M. Tanuvasa
LT 94 K. Traylor
RT 93 T. Pryce
RE 95 K. Pittman
WLB 51 J. Mobley
MLB 56 A. Wilson
SLB 53 B. Romanowski
LCB 39 R. Crockett
RCB 27 T. Buckley
SS 32 B. Jenkins
FS 26 E. Brown

BRONCOS SUBSTITUTIONS: K 1 J. Elam, K 2 S. Lindsey, P 16 T. Rouen, QB 17 J. Jackson, CB 24 D. O'Neal, S 28 K. Kennedy, CB 33 J. Spencer, CB 35 J. Suttle, FB 42 D. Smith, RB 46 K. Coleman, S 48 G. Coghill, LB 52 I. Gold, LB 55 K. Burns, LB 59 G. Cadrez, C 60 K. C. Jones, G/T 65 C. Carlisle, WR 81 S. Montgomery, WR 83 T. McGriff, TE 86 B. Chamberlain, TE 88 De. Clark, DE 92 L. Archambeau, DE 96 H. Hasselbach, DT 97 M. Lodish. **DID NOT PLAY:** QB 14 B. Griese. **INACTIVE:** RB 30 T. Davis, S 47 Da. Clark, TE 82 B. Miller, WR 84 C. Cole, WR 85 C. Fields, DT 90 J. Johnson, DE 99 M. Reagar.

BALTIMORE RAVENS

OFFENSE

WR 87 Q. Ismail
LT 75 J. Ogden
LG 64 E. Mulitalo
C 60 J. Mitchell
RG 62 M. Flynn
RT 70 H. Wayne
TE 82 S. Sharpe
TE 81 B. Coates
QB 8 T. Diler
RB 31 Ja. Lewis
FB 32 S. Gash

DEFENSE

LE 90 R. Burnett
LT 95 S. Adams
RT 98 T. Siragusa
RE 99 M. McCrary
LLB 58 P. Boulware
MLB 52 R. Lewis
RLB 55 J. Sharper
LCB 22 D. Starks
RCB 21 C. McAlister
SS 20 K. Herring
FS 26 R. Woodson

RAVENS SUBSTITUTIONS: K 3 M. Stover, P 5 K. Richardson, QB 12 T. Banks, FB 29 C. Evans, RB 33 P. Holmes, CB 35 R. Bailey, CB 38 J. Trapp, S 42 A. Mitchell, S 45 C. Harris, LB 50 B. Jackson, LB 51 C. Brown, LB 56 A. Davis, LB 57 O. Brigrance, C 66 J. Hudson, OL 77 K. Vickers, DT 79 L. Webster, WR 80 B. Stokley, WR 83 P. Johnson, WR 84 Je. Lewis, WR 86 B. Davis, DT 91 L. Dalton, DE 93 K. Washington. **DID NOT PLAY:** OT 71 S. Folau. **INACTIVE:** 30B 7 C. Redman, WR 11 M. Nash, CB 25 C. Love, S 43 A. Poindexter, OT 72 S. Williams, OG 74 O. Bobo, TE 85 J. Jones, DE 96 A. Thomas.

		1	2	3	4	OT	TOTAL	FIELD GOALS (made () & missed)	
VISITOR	Denver Broncos	0	3	0	0	—	3	J. Elam (31)	
HOME	Baltimore Ravens	0	14	7	0	—	21		

Team	Qtr	Clock Time	PLAY DESCRIPTION (Extra Point) (Drive Info)	SCORE	
				Visitor	Home
RAVENS	2	11:43	Ja. Lewis 1 yd. run (M. Stover, kick) (10-75, 5:51)	0	7
BRONCOS	2	4:31	J. Elam 31 yd. Field Goal (12-68, 7:12)	3	7
RAVENS	2	4:06	S. Sharpe 58 yd. pass from T. Diler (M. Stover, kick) (1-58, 0:25)	3	14
RAVENS	3	3:19	Ja. Lewis 27 yd. run (M. Stover, kick) (2-28, 0:42)	3	21

Broncos Defensive Statistics																	
(based on unofficial press box statistics)																	
Player	UT	A	TT	S-YDS	I-YDS	PD	FF	FR	Player	UT	A	TT	S-YDS	I-YDS	PD	FF	FR
B. Jenkins	10	2	12	1-10	0-0	0	1	0	I. Gold	1	0	1	0-0	0-0	0	0	0
T. Frye	7	0	7	0-0	0-0	0	0	0	M. Lodish	1	0	1	0-0	0-0	0	0	0
J. Mobley	6	0	6	0-0	0-0	0	0	0	K. Traylor	0	1	0	0-0	0-0	0	0	0
A. Wilson	4	2	6	0-0	0-0	0	0	0	L. Archambeau	0	0	0	0-0	0-0	0	0	0
E. Brown	4	1	5	0-0	0-0	0	0	0	T. Buckley	0	0	0	0-0	0-0	0	0	0
M. Tanuvasa	3	2	5	1-2	0-0	0	0	0	G. Gadrez	0	0	0	0-0	0-0	0	0	0
H. Hasselbach	4	0	4	0-0	0-0	0	0	0	D. O'Neal	0	0	0	0-0	0-0	0	0	0
B. Romanowski	2	2	4	0-0	0-0	0	0	0	J. Spencer	0	0	0	0-0	0-0	0	0	0
K. Pittman	2	1	3	0-0	0-0	0	0	0	TEAM TOTALS	46	11	57	2-12	0-0	1	1	0
R. Crockett	2	0	2	0-0	0-0	0	0	0									



Denver 34, Atlanta 19

Sunday, Jan. 31, 1999 • 6:25 p.m. EST • Pro Player Stadium • Miami

WEATHER: Mostly Cloudy, 73°, Wind E 10 mph • ATTENDANCE: 74,803 • TIME: 3:18

Super Bowl XXXIII



The Denver Broncos clinched their second consecutive World Championship with a 34-19 victory over the Atlanta Falcons in Super Bowl XXXIII before 74,803 fans at Miami's Pro Player Stadium and millions more watching around the world. Denver became just the sixth franchise in NFL history to win back-to-back Super Bowl titles and posted the seventh repeat championship in Super Bowl history.

Quarterback John Elway claimed the game's Most Valuable Player award by completing 18-of-29 passes for 336 yards (third most in Super Bowl history at the time), including an 80-yard scoring toss to Rod Smith in the second quarter that tied for the second-longest TD pass in Super Bowl history. Elway also ran for a 3-yard score in the fourth quarter, making him the oldest player (38) to score a touchdown in the Super Bowl, eclipsing the mark he set a year earlier by scoring in Super Bowl XXXII.

Elway's accurate passing and the effective running of Terrell Davis, who set an NFL record with his increased consecutive 100-yard game in the postseason (102 yards), kept the Falcons off balance all night. The Broncos' defense chipped in with two sacks and four takeaways, including two interceptions by Darrien Gordon, who set a Super Bowl record for most interception return yards in a game (108).

Atlanta took the opening kickoff and capped its drive with a 32-yard Morten Andersen field goal before Denver answered with the game's next 17 points. The first score came on a 1-yard run by Howard Griffith that ended a 10-play, 80-yard opening drive by the Broncos, and the lead was increased to 10-3 on a 26-yard Jason Elam field goal that capped Denver's third possession. After Andersen missed a 26-yard field goal attempt, the Broncos answered with the Elway-to-Smith 80-yard score on the next play to push the lead to 17-3. The Falcons narrowed the margin to 17-6 at halftime with a 28-yard Andersen field goal.

After a scoreless third quarter, Denver took advantage of Gordon's first interception by capping a short 24-yard drive with another Griffith 1-yard touchdown run early in the fourth quarter. Gordon's second interception set up Elway's 3-yard touchdown run that put Denver ahead 31-6 with 11:20 remaining. Two late touchdowns by Atlanta, sandwiched around a 37-yard Elam field goal, produced the final margin.

OFFICIALS:

Referee — Bernie Kukar (86); **Umpire** — Jim Daopoulos (75); **Head Linesman** — Sanford Rivers (21); **Line Judge** — Ron Baynes (56); **Field Judge** — Tim Miller (80); **Side Judge** — Gary Lane (120); **Back Judge** — Don Hakes (96).

DENVER BRONCOS

OFFENSE

WR 80 R. Smith
LT 77 T. Jones
LG 69 M. Schlereth
C 66 T. Nalen
RG 62 D. Neil
RT 74 H. Swayne
TE 84 S. Sharpe
WR 87 E. McCaffrey
QB 7 J. Elway
HB 30 T. Davis
FB 29 H. Griffith

DEFENSE

LE 96 H. Hasselbach
LT 94 K. Traylor
RT 93 T. Pryce
RE 98 M. Tanuvasa
WLB 51 J. Mobley
MLB 59 G. Cadrez
SLB 53 B. Romanowski
LCB 39 R. Crockett
RCB 21 D. Gordon
SS 34 T. Braxton
FS 27 S. Atwater

BRONCOS SUBSTITUTIONS: K 1 J. Elam, QB 6 B. Brister, P 16 T. Rouen, CB 20 T. James, RB 22 V. Hebron, CB 25 D. Johnson, CB 28 T. Paul, RB 31 D. Loville, RB 37 A. Lynn, FB 42 D. Smith, S 48 G. Coghill, LB 56 K. Burns, G 63 D. Diaz-Infante, T 78 M. Lepsis, WR 82 M. Nash, WR 85 W. Green, TE 86 B. Chamberlain, TE 89 D. Carswell, DE 90 N. Smith, DE 91 A. Williams, DE 95 M. Washington, DT 97 M. Lodish, LB 99 S. Joyner. **INACTIVE:** QB 14 B. Griese, S 26 E. Brown, LB 54 N. Wayne, C 60 K.C. Jones, T 70 T. Teague, DE 73 C. Brown, G 79 C. Banks, WR 83 J. Armour.

ATLANTA FALCONS

OFFENSE

WR 80 T. Martin
LT 70 B. Whitfield
LG 68 C. Collins
C 61 R. Tobeck
RG 69 G. Williams
RT 74 E. Salaam
TE 88 O.J. Santiago
WR 81 T. Mathis
QB 12 C. Chandler
RB 32 J. Anderson
FB 85 B. Kozlowski

DEFENSE

LE 92 L. Archambeau
LT 98 T. Hall
RT 75 S. Dronett
RE 90 C. Smith
WLB 97 C. Bennett
MLB 56 J. Tuggle
SLB 94 H. Crockett
LCB 34 R. Buchanan
RCB 20 M. Booker
SS 35 W. White
FS 41 E. Robinson

FALCONS SUBSTITUTIONS: P 4 D. Stryzinski, K 5 M. Andersen, CB 1 E. Williams, CB 23 R. Bradford, S 25 D. Bush, RB 28 H. Green, CB 29 R. Fuller, FB 45 G. Downs, LB 52 C. Sauer, LB 54 R. Hamilton, LB 56 K. Brooking, LB 59 B. Talley, G 64 B. Hallen, C/G 67 A. Schreiber, T 76 J. Portilla, WR 82 R. Harris, WR 83 T. Dwight, TE 86 E. Smith, DE 91 J. Burrough, DT 95 E. Tualo, DE 96 A. Edwards. **DID NOT PLAY:** QB 17 S. DeBerg, RB 33 K. Oxendine. **INACTIVE:** QB 13 T. Graziani, CB 26 D. Anderson, S 27 O. Brown, S 47 C. Bayne, G/C 79 D. Widell, TE 84 R. Monroe, WR 89 T. Kinchen, DE 93 S. Swayda.

		1	2	3	4	OT	TOTAL	FIELD GOALS (made () & missed)	
VISITOR	Denver Broncos	7	10	0	17	—	34	J. Elam	(26) 38WR 48WL (37)
HOME	Atlanta Falcons	3	3	0	13	—	19	M. Andersen	(32) 26WR (28)

Team	Qtr	Clock Time	PLAY DESCRIPTION (Extra Point) (Drive Info)	SCORE Visitor	Home
FALCONS	1	9:35	M. Andersen 32 yd. Field Goal (10-48, 5:25)	0	3
BRONCOS	1	3:55	H. Griffith 1 yd. run (J. Elam, kick) (10-80, 5:40)	7	3
BRONCOS	2	9:17	J. Elam 26 yd. Field Goal (11-63, 4:58)	10	3
BRONCOS	2	4:54	R. Smith 80 yd. pass from J. Elway (J. Elam, kick) (1-80, 0:13)	17	3
FALCONS	2	2:25	M. Andersen 28 yd. Field Goal (7-38, 2:29)	17	6
BRONCOS	4	14:56	H. Griffith 1 yd. run (J. Elam, kick) (5-24, 1:50)	24	6
BRONCOS	4	11:20	J. Elway 3 yd. run (J. Elam, kick) (3-48, 1:17)	31	6
FALCONS	4	11:01	T. Dwight 94 yd. kickoff return (M. Andersen, kick)	31	13
BRONCOS	4	7:08	J. Elam 37 yd. Field Goal (7-36, 3:53)	34	13
FALCONS	4	2:04	T. Mathis 3 yd. pass from C. Chandler (2-pt. Attempt Failed) (16-76, 5:04)	34	19

FINAL INDIVIDUAL STATISTICS

Denver Broncos										Atlanta Falcons									
RUSHING	ATT	YDS	AVG	LG	TD					RUSHING	ATT	YDS	AVG	LG	TD				
T. Davis	25	102	4.1	15	0					J. Anderson	18	96	5.3	15	0				
H. Griffith	4	9	2.3	4	2					C. Chandler	4	30	7.5	12	0				
D. Loville	2	8	4.0	6	0					T. Dwight	1	5	5.0	5	0				
J. Elway	3	2	0.7	3	1														
R. Smith	1	1	1.0	1	0														
B. Brister	1	-1	-1.0	-1	0														
TOTAL	36	121	3.4	15	3					TOTAL	23	131	5.7	15	0				
TKD/										TKD/									
PASSING	ATT	CMP	YDS	YD	TD	LG	IN	Rtg.		PASSING	ATT	CMP	YDS	YD	TD	LG	IN	Rtg.	
J. Elway	29	18	336	0/0	1	80	1	99.2		C. Chandler	35	19	219	2/13	1	30	3	47.2	
TOTAL	29	18	336	0/0	1	80	1	99.2		TOTAL	35	19	219	2/13	1	30	3	47.2	
PASS RECEIVING										PASS RECEIVING									
R. Smith	NO		YDS	AVG	LG	TD				T. Mathis	NO		YDS	AVG	LG	TD			
E. McCaffrey	5		152	30.4	80	1				T. Martin	7		85	12.1	30	1			
B. Chamberlain	5		72	14.4	25	0				J. Anderson	5		79	15.8	23	0			
T. Davis	3		29	9.7	13	0				R. Harris	3		16	5.3	9	0			
S. Sharpe	2		50	25.0	39	0				OJ. Santiago	2		21	10.5	13	0			
H. Griffith	2		26	13.0	14	0				B. Kozlowski	1		13	13.0	13	0			
TOTAL	1		7	7.0	7	0				TOTAL	1		5	5.0	5	0			
INTERCEPTIONS										INTERCEPTIONS									
D. Gordon	NO		YDS	AVG	LG	TD				R. Bradford	NO		YDS	AVG	LG	TD			
D. Johnson	2		108	54.0	58	0				TOTAL	1		1	1.0	1	0			
TOTAL	1		28	28.0	28	0													
PUNTING										PUNTING									
T. Rouen	NO	YDS	AVG	NET	TB	IN20	LG			D. Strzyzinski	NO	YDS	AVG	NET	TB	IN20	LG		
TOTAL	1	35	35.0	35.0	0	1	35			TOTAL	1	39	39.0	39.0	0	0	39		
PUNT RETURNS										PUNT RETURNS									
(DOWNED)	NO	YDS	AVG	FC	LG	TD				T. Dwight	NO	YDS	AVG	FC	LG	TD			
RETURNS	1	0	0.0	0	—	0				RETURNS	0	0	0.0	1	—	0			
KICKOFF RETURNS										KICKOFF RETURNS									
V. Hebron	NO	YDS	AVG	FC	LG	TD				T. Dwight	NO	YDS	AVG	FC	LG	TD			
B. Chamberlain	2	42	21.0	0	26	0				B. Kozlowski	5	210	42.0	0	94	1			
RETURNS	1	2	2.0	0	2	0				RETURNS	2	17	8.5	0	16	0			
TOTAL										TOTAL									
3										7									
44										227									
14.7										32.4									
0										0									
26										94									
0										1									
0										0									
0										0									
0										0									
0										0									
0										0									
0										0									
0										0									
0										0									
0										0									
0										0									
0										0									
0										0									
0										0									
0										0									
0										0									
0										0									
0										0									
0										0									
0										0									
0										0									
0										0									
0										0									
0										0									
0										0									
0										0									
0										0									
0										0									
0										0									
0										0									
0										0									
0										0									
0										0									
0										0									
0										0									
0										0									
0										0									
0										0									
0										0									
0										0									
0										0									
0										0									
0										0									
0										0									
0										0									
0										0									
0										0									
0										0									
0										0									
0										0									
0										0									
0										0									
0										0									
0										0									
0										0									
0										0									
0										0									
0										0									
0										0									
0										0									
0										0									
0										0									
0										0									
0										0									
0										0									
0										0									
0										0									
0										0									
0										0									
0										0									
0										0									
0										0									
0										0									
0										0									
0										0									
0										0									
0										0									
0										0									
0										0									
0										0									
0										0									
0										0									
0										0									
0										0									
0										0									
0										0									
0										0									
0										0									
0										0									
0										0									
0										0									
0										0									
0										0									
0										0									
0										0									
0										0									
0										0									
0										0									
0										0									
0										0									
0										0									
0										0									
0																			

FINAL TEAM STATISTICS

	BRONCOS					FALCONS				
TOTAL FIRST DOWNS	22					21				
By Rushing	8					8				
By Passing	14					12				
By Penalty	0					1				
THIRD DOWN EFFICIENCY	6-13-46%					5-11-45%				
FOURTH DOWN EFFICIENCY	0-1-0%					1-2-50%				
TOTAL NET YARDS	457					337				
Total Offensive Plays (inc. times thrown passing)	65					60				
Average gain per offensive play	7.0					5.6				
NET YARDS RUSHING	121					131				
Total Rushing Plays	36					23				
Average gain per rushing play	3.4					5.7				
NET YARDS PASSING	336					206				
Times thrown — yards lost attempting to pass	0-0					2-13				
Gross yards passing	336					219				
PASS ATTEMPTS-COMPLETIONS-HAD INTERCEPTED	29-18-1					35-19-3				
Average gain per pass play (inc. # thrown passing)	11.6					5.6				
KICKOFFS Number-In End Zone-Touchbacks	7-0-0					5-2-1				
PUNTS Number and Average	1-35					1-39				
Had Blocked	0					0				
FGs — PATs Had Blocked	0-0					0-0				
TOTAL RETURN YARDAGE (Not Including Kickoffs)	136					1				
No. and Yards Punt Returns	0-0					0-0				
No. and Yards Kickoff Returns	3-44					7-227				
No. and Yards Interception Returns	3-136					1-1				
PENALTIES Number and Yards	4-61					0-0				
FUMBLES Number and Lost	0-0					1-1				
TOUCHDOWNS	4					2				
Rushing	3					0				
Passing	1					1				
Kickoff Returns	0					0				
EXTRA POINTS Made-Attempts	4-4					1-2				
Kicking Made-Attempts	4-4					1-1				
Passing Made-Attempts	0-0					0-1				
FIELD GOALS Made-Attempts	2-4					2-3				
SAFETIES	0					0				
FINAL SCORE	34					19				
TIME OF POSSESSION	31:23					28:37				

BRONCOS DEFENSIVE STATISTICS

(based on unofficial press box statistics)

PLAYER	UT	A	TT	S-YDS	I-YDS	PD	FF	FR	PLAYER	UT	A	TT	S-YDS	I-YDS	PD	FF	FR
G. Cadrez	4	4	8	0-0	0-0	0	0	0	H. Hasselbach	1	1	2	0-0	0-0	0	0	0
S. Atwater	4	3	7	0-0	0-0	1	0	0	G. Coghill	1	0	1	0-0	0-0	0	1	0
R. Crockett	5	0	5	0-0	0-0	0	0	0	D. Johnson	1	0	1	0-0	1-28	1	0	0
B. Romanowski	4	1	5	1-7	0-0	1	0	0	M. Washington	1	0	1	0-0	0-0	0	0	0
D. Gordon	2	1	3	0-0	2-108	3	0	0	T. Pryce	0	1	1	0-0	0-0	0	0	0
M. Tanuvasa	2	1	3	0-0	0-0	0	0	0	N. Smith	0	1	1	0-0	0-0	0	0	0
J. Mobley	1	2	3	1-6	0-0	0	0	0	T. James	0	0	0	0-0	0-0	0	0	0
K. Traylor	1	2	0	0-0	0-0	0	0	0	M. Lodish	0	0	0	0-0	0-0	0	0	0
A. Williams	2	0	2	0-0	0-0	2	0	0	TEAM TOTALS	30	18	48	2-13	3-136	11	1	1
T. Braxton	1	1	2	0-0	0-0	1	0	1									



Denver 23, N.Y. Jets 10

Sunday, Jan. 17, 1999 • 2:15 p.m. MST • Mile High Stadium • Denver

WEATHER: Sunny, 41° (wind chill 18°), Wind NW 24 mph • ATTENDANCE: 75,482 • TIME: 3:16

1998 AFC Championship Game

The Broncos clinched their AFC-record sixth berth in a Super Bowl by defeating the New York Jets 23-10 in the AFC Championship Game before a crowd of 75,482 fans at Mile High Stadium and a CBS national television audience.

After failing to score in the first half, the Broncos scored 20 third-quarter points to take control of the game. The win propelled Denver to the Super Bowl for the second consecutive season, matching the back-to-back Super Bowl appearances of the 1986 and '87 Broncos.

The Jets took a 10-0 lead after John Hall's 32-yard field goal in the second quarter and Curtis Martin's 1-yard touchdown run early in the third quarter that was set up by a blocked punt at the Broncos' 1-yard line. That touchdown proved to be just the wake-up call that Denver needed to ignite its offense as well as the unusually quiet Mile High crowd. On first-and-10 from the 36-yard line, John Elway connected with Ed McCaffrey on a 47-yard pass play before finding fullback Howard Griffith for an 11-yard touchdown pass to narrow the Jets' lead to 10-7.

Then, a wind-stifled kickoff fumble was recovered by Broncos linebacker Keith Burns and turned into a 44-yard Jason Elam field goal to tie the game. Following another Elam field goal, the Broncos opened up a 10-point lead, 20-10, on Terrell Davis' 31-yard touchdown run late in the third quarter.

The Broncos' defense, which deserved credit for keeping the club in the game in the first half while the offense sputtered, forced six turnovers (including two interceptions by Darrien Gordon) and held the Jets to 14 yards on 13 rushes. The four opponent fumbles recovered by Denver set a franchise postseason record.

Davis set numerous records during the contest, including passing his own NFL-record total of 2,331 yards rushing in an entire season (regular and postseason combined) set in 1997 and rushing for 100 yards for the sixth consecutive postseason game to tie John Riggins for the most all time. He also passed Larry Csonka and Riggins for seventh and sixth place in career postseason rushing yards. Tight end Shannon Sharpe (two catches) tied Vance Johnson (40) for the most career receptions in the postseason by a Bronco while Elam's three field goals tied a Denver single-game playoff record.

With its win, Denver maintained a perfect record (12-0) when leading after three quarters in the playoffs.

OFFICIALS:

Referee — Ed Hochuli (85); **Umpire** — Chad Brown (31); **Head Linesman** — George Hayward (54); **Line Judge** — Tom Barnes (55); **Field Judge** — Tom Sifferman (118); **Side Judge** — Doug Toole (4); **Back Judge** — Richard Reels (83).

DENVER BRONCOS

OFFENSE

WR 80 R. Smith
LT 77 T. Jones
LG 69 M. Schlereth
C 66 T. Nalen
RG 62 D. Neil
RT 74 H. Swayne
TE 84 S. Sharpe
WR 87 E. McCaffrey
QB 7 J. Elway
HB 30 T. Davis
TE 89 D. Carswell

DEFENSE

LE 96 H. Hasselbach
LT 94 K. Traylor
RT 93 T. Pryce
RE 98 M. Tanuvasa
WLB 51 J. Mobley
MLB 59 G. Cadrez
SLB 53 B. Romanowski
LCB 39 R. Crockett
RCB 21 D. Gordon
CB 25 D. Johnson
FS 27 S. Atwater

BRONCOS SUBSTITUTIONS: K 1 J. Elam, P 16 T. Rouen, CB 20 T. James, RB 22 V. Hebron, CB 28 T. Paul, FB 29 H. Griffith, RB 31 D. Loville, S 34 T. Braxton, RB 37 A. Lynn, FB 42 D. Smith, S 48 G. Coghill, LB 56 K. Burns, G 63 D. Diaz-Infante, T 78 M. Lepsis, WR 82 M. Nash, WR 85 W. Green, TE 86 B. Chamberlain, DE 90 N. Smith, DE 91 A. Williams, DE 95 M. Washington, DT 97 M. Lodish, LB 99 S. Joyner. **DID NOT PLAY:** QB 6 B. Brister. **INACTIVE:** QB 14 B. Griese, S 26 E. Brown, LB 54 N. Wayne, C 60 K.C. Jones, T 70 T. Teague, DE 73 C. Brown, G 79 C. Banks, WR 83 J. Armour.

NEW YORK JETS

OFFENSE

WR 19 K. Johnson
LT 76 J. Elliott
LG 62 T. Burger
C 68 K. Mawae
RG 70 M. O'Dwyer
RT 69 J. Fabin
TE 88 K. Brady
WR 80 W. Chrebet
QB 16 V. Testaverde
RB 28 C. Martin
FB 41 K. Byars

DEFENSE

LE 95 R. Lyle
LT 72 J. Ferguson
RE 98 A. Pleasant
OLB 53 C. Cascadden
LLB 57 M. Lewis
MLB 52 P. Johnson
RLB 51 B. Cox
LCB 24 R. Mickens
RCB 45 O. Smith
SS 21 V. Green
FS 44 C. Brown

JETS SUBSTITUTIONS: K 9 J. Hall, P 17 J. Kidd, RB 22 D. Meggett, S 23 K. Williams, S 30 C. Hayes, CB 31 A. Glenn, CB 42 M. Coleman, S 47 S. Frost, LB 50 R. Holmberg, LB 54 D. Gordon, LB 58 J. Farrior, C/G 65 J. Hudson, C/G 67 M. Gister, T/G 71 K. Jenkins, TE 82 B. Spence, TE 84 F. Baxter, WR 86 A. Van Dyke, WR 89 D. Ward, DE 92 B. Hamilton, DT 93 E. Logan, DE 99 E. Ogbogu. **DID NOT PLAY:** QB 6 R. Lucas, RB 20 R. Anderson. **INACTIVE:** QB 4 G. Foley, S 26 J. Henderson, FB 33 J. Sowell, G/T 60 D. Karczewski, G 66 A. Bernstein, DT 75 C. Hansen, G 79 J. Bundern, DE 97 D. Boose.

		1	2	3	4	OT	TOTAL	FIELD GOALS (made () & missed)	
VISITOR	New York Jets	0	3	7	0	—	10	J. Hall	42WR (32)
HOME	Denver Broncos	0	0	20	3	—	23	J. Elam	(44) (48) (35)

Team	Qtr	Clock Time	PLAY DESCRIPTION (Extra Point) (Drive Info)	SCORE Visitor	Home
JETS	2	0:00	J. Hall 32 yd. Field Goal (6-46, 0:38)	3	0
JETS	3	11:56	C. Martin 1 yd. run (J. Hall, kick) (1-1, 0:04)	10	0
BRONCOS	3	10:18	H. Griffith 11 yd. pass from J. Elway (J. Elam, kick) (3-64, 1:38)	10	7
BRONCOS	3	8:23	J. Elam 44 yd. Field Goal (4-5, 1:46)	10	10
BRONCOS	3	2:58	J. Elam 48 yd. Field Goal (8-27, 3:14)	10	13
BRONCOS	3	0:18	T. Davis 31 yd. run (J. Elam, kick) (3-38, 1:24)	10	20
BRONCOS	4	3:40	J. Elam 35 yd. Field Goal (4-1, 1:00)	10	23

FINAL INDIVIDUAL STATISTICS																						
New York Jets											Denver Broncos											
RUSHING	ATT	YDS	AVG	LG	TD						RUSHING	ATT	YDS	AVG	LG	TD						
C. Martin	13	14	1.1	4	1						T. Davis	32	167	5.2	31	1						
											J. Elway	3	13	4.3	9	0						
											D. Loville	2	7	3.5	4	0						
											T. Rouen	1	-9	-9.0	-9	0						
TOTAL	13	14	1.1	4	1						TOTAL	38	178	4.7	31							
PASSING	ATT	CMP	YDS	TKD/YD	TD	LG	IN	Rtg.						PASSING	ATT	CMP	YDS	TKD/YD	TD	LG	IN	Rtg.
V. Testaverde	52	31	356	0/0	0	28	2	64.3						J. Elway	34	13	173	3/20	1	47	0	65.0
TOTAL	52	31	356	0/0	0	28	2	64.3						TOTAL	34	13	173	3/20	1	47	0	65.0
PASS RECEIVING	NO	YDS	AVG	LG	TD						PASS RECEIVING	NO	YDS	AVG	LG	TD						
W. Chrebet	8	121	15.1	28	0						E. McCaffrey	3	66	22.0	47	0						
K. Johnson	7	73	10.4	25	0						R. Smith	3	37	12.3	15	0						
D. Ward	5	61	12.2	26	0						B. Chamberlain	2	26	13.0	16	0						
C. Martin	4	39	9.8	27	0						S. Sharpe	2	14	7.0	8	0						
K. Byars	3	33	11.0	19	0						T. Davis	1	12	12.0	12	0						
K. Brady	2	11	5.5	8	0						H. Griffith	1	11	11.0	11	1						
A. Van Dyke	1	16	16.0	16	0						D. Carswell	1	7	7.0	7	0						
D. Meggett	1	2	2.0	2	0																	
TOTAL	31	356	11.5	28	0						TOTAL	13	173	13.3	47	1						
INTERCEPTIONS	NO	YDS	AVG	LG	TD						INTERCEPTIONS	NO	YDS	AVG	LG	TD						
	0	0	0.0	—	0						D. Gordon	2	48	24.0	30	0						
TOTAL	0	0	0.0	—	0						TOTAL	2	48	24.0	30	0						
PUNTING	NO	YDS	AVG	NET	TB	IN20	LG					PUNTING	NO	YDS	AVG	NET	TB	IN20	LG			
J. Kidd	7	335	47.9	36.6	0	3	53					T. Rouen	7	317	45.3	39.1	0	3	59			
												(BLOCKED)	1	0	0.0	0.0	0	0	0			
TOTAL	7	335	47.9	36.6	0	3	53					TOTAL	8	317	39.6	34.3	0	3	59			
PUNT RETURNS	NO	YDS	AVG	FC	LG	TD					PUNT RETURNS	NO	YDS	AVG	FC	LG	TD					
D. Meggett	3	43	14.3	0	33	0					D. Gordon	5	79	15.8	0	36	0					
(DOWNED)	3	0	0.0	0	—	0					(DOWNED)	1	0	0.0	0	—	0					
(OUT OF BOUNDS)	1	0	0.0	0	—	0					(OUT OF BOUNDS)	1	0	0.0	0	—	0					
RETURNS	3	43	14.3	0	33	0					RETURNS	5	79	15.8	0	36	0					
KICKOFF RETURNS	NO	YDS	AVG	FC	LG	TD					KICKOFF RETURNS	NO	YDS	AVG	FC	LG	TD					
D. Meggett	3	32	10.7	0	16	0					V. Hebron	1	28	28.0	0	28	0					
B. Hamilton	1	14	14.0	0	14	0					(TOUCHBACK)	1	0	0.0	0	—	0					
J. Farrior	1	0	0.0	0	0	0																
(TOUCHBACK)	1	0	0.0	0	—	0																
RETURNS	5	46	9.2	0	16	0					RETURNS	1	28	28.0	0	28	0					
New York Jets	Fum	Lost	Own Rec.	Yds	TD	FF	Opp. Rec.	Yds	TD	Out Bnds	Denver Broncos											
C. Martin	1	1	0	0	0	0	0	0	0	0	FUMBLE	Fum	Lost	Own Rec.	Yds	TD	FF	Opp. Rec.	Yds	TD	Out Bnds	
K. Byars	1	1	0	0	0	0	0	0	0	0	T. Braxton	0	0	0	0	0	0	1	0	0	0	
J. Farrior	1	1	0	0	0	0	0	0	0	0	J. Elway	1	0	0	-6	0	0	0	0	0	0	
A. Van Dyke	1	1	0	0	0	0	0	0	0	0	T. Davis	0	0	1	0	0	0	0	0	0	0	
											T. Rouen	1	0	1	0	0	0	0	0	0	0	
											B. Romanowski	0	0	0	0	0	1	1	-2	0	0	
											J. Mobley	0	0	0	0	0	0	1	0	0	0	
											K. Burns	0	0	0	0	0	0	1	0	0	0	
											S. Ahwatar	0	0	0	0	0	1	0	0	0	0	
											A. Williams	0	0	0	0	0	1	0	0	0	0	
TOTAL	4	4	0	0	0	0	0	0	0	0	TOTAL	2	0	2	-6	0	3	4	-2	0	0	

FINAL TEAM STATISTICS													
					JETS		BRONCOS						
TOTAL FIRST DOWNS					18	14	PUNTS Number and Average					7-47.9	8-39.6
By Rushing					1	8	Had Blocked					0	1
By Passing					17	6	FGs – PATs Had Blocked					0-0	0-0
By Penalty					0	0	TOTAL RETURN YARDAGE (Not Including Kickoffs)					43	127
THIRD DOWN EFFICIENCY					3-12-25%	4-19-21%	No. and Yards Punt Returns					3-43	5-79
FOURTH DOWN EFFICIENCY					1-1-100%	1-4-25%	No. and Yards Kickoff Returns					5-46	1-28
TOTAL NET YARDS					370	331	No. and Yards Interception Returns					0-0	2-48
Total Offensive Plays (inc. times thrown passing)					65	75	PENALTIES Number and Yards					6-49	6-47
Average gain per offensive play					5.7	4.4	FUMBLES Number and Lost					4-4	2-0
NET YARDS RUSHING					14	178	TOUCHDOWNS					1	2
Total Rushing Plays					13	38	Rushing					1	1
Average gain per rushing play					1.1	4.7	Passing					0	1
NET YARDS PASSING					356	153	EXTRA POINTS Made-Attempts					1-1	2-2
Times thrown – yards lost attempting to pass					0-0	3-20	Kicking Made-Attempts					1-1	2-2
Gross yards passing					356	173	FIELD GOALS Made-Attempts					1-2	3-3
PASS ATTEMPTS-COMPLETIONS-HAD INTERCEPTED					52-31-2	34-13-0	SAFETIES					0	0
Average gain per pass play (inc. # thrown passing)					6.8	4.1	FINAL SCORE					10	23
KICKOFFS Number-In End Zone-Touchbacks					2-1-1	6-1-1	TIME OF POSSESSION					27:00	33:00



Denver 38, Miami 3

Saturday, Jan. 9, 1999 • 2:15 p.m. MST • Mile High Stadium • Denver

WEATHER: Sunny, 49°, Wind W 13 mph • ATTENDANCE: 75,729 • TIME: 2:48

1998 AFC Divisional Playoff Game

The Denver Broncos won their fifth consecutive postseason contest and advanced to the AFC Championship Game for the second year in a row with a record-setting 38-3 win against the Miami Dolphins in an AFC Divisional Playoff Game played before 75,729 raucous fans at Mile High Stadium.

The 35-point differential represented Denver's largest margin of victory in a postseason game and was punctuated by a defensive effort that limited Miami to just 14 yards on 13 carries for an average of 1.1 yards per rush that set a club playoff record. The three points allowed also were the fewest allowed by Denver in a postseason game.

The Broncos' offense was just as sharp, putting points on the board in all four quarters, including 14 in both the first and fourth quarters. Denver's two first-quarter touchdowns both came courtesy of Terrell Davis, who scored on runs of one and 20 yards, the latter of which would qualify for any highlight film as Davis juked two Dolphins defenders with separate moves as he dashed to the end zone. Davis was, unequivocally, the offensive star, posting a franchise-record 199 yards on 21 carries that represented the fourth-highest single-game rushing output in NFL postseason history.

Miami closed the gap to 14-3 in the second quarter, scoring its only points of the game on a 22-yard Olinde Mare field goal, but Denver answered with an 11-play, 87-yard drive capped by Derek Loville's 11-yard touchdown run to increase its lead to 21-3 at halftime. The Broncos pushed the margin to 24-3 early in the third quarter when Jason Elam converted a 32-yard field goal and put the game out of reach early in the fourth quarter when John Elway hooked up with Rod Smith for a 28-yard touchdown play that was the quarterback's 25th career post-season touchdown, tying him for fourth place in NFL history.

The icing on the cake was provided when Neil Smith picked up a fumble forced by cornerback Darrius Johnson at the Broncos' 21-yard line and ran it back 79 yards for his first career playoff score. It gave the Broncos a 38-3 lead that held over the final 9:49 for Denver's largest postseason win in club history.

Tight end Shannon Sharpe led all Broncos with five catches while Smith posted a team-high 71 yards on four receptions. Defensively, Johnson and linebacker Bill Romanowski each intercepted Dan Marino. Johnson's 48-yard interception return was the second longest in Broncos postseason history.

OFFICIALS:

Referee — Bill Carrollo (63); **Umpire** — Ed Coukart (71); **Head Linesman** — Tony Veteri (36); **Line Judge** — Mark Steinkerchner (84); **Field Judge** — Boris Cheek (41); **Side Judge** — Ken Baker (91); **Back Judge** — Jeff Triplette (42).

DENVER BRONCOS

OFFENSE

WR 80 R. Smith
LT 77 T. Jones
LG 69 M. Schlereth
C 66 T. Nalen
RG 62 D. Neil
RT 74 H. Swayne
TE 84 S. Sharpe
WR 87 E. McCaffrey
QB 7 J. Elway
HB 30 T. Davis
FB 29 H. Griffith

DEFENSE

LE 96 H. Hasselbach
LT 94 K. Traylor
RE 98 M. Tanuvasa
WLB 51 J. Mobley
MLB 59 G. Cadrez
SLB 53 B. Romanowski
LCB 39 R. Crockett
RCB 21 D. Gordon
CB 25 D. Johnson
SS 34 T. Braxton
FS 27 S. Atwater

BRONCOS SUBSTITUTIONS: K 1 J. Elam, QB 6 B. Brister, P 16 T. Rouen, CB 20 T. James, RB 22 V. Hebron, CB 28 T. Paul, RB 31 D. Loville, RB 37 A. Lynn, FB 42 D. Smith, S 48 G. Coghill, LB 56 K. Burns, G 63 D. Diaz-Infante, T 78 M. Lepsis, WR 82 M. Nash, WR 85 W. Green, TE 86 B. Chamberlain, TE 89 D. Carswell, DE 90 N. Smith, DE 91 A. Williams, DT 93 T. Pryce, DE 95 M. Washington, DT 97 M. Lodish, LB 99 S. Joyner. **INACTIVE:** QB 14 B. Griesse, S 26 E. Brown, LB 54 N. Wayne, C 60 K.C. Jones, T 70 T. Teague, DE 73 C. Brown, G 79 C. Banks, WR 83 J. Armour.

MIAMI DOLPHINS

OFFENSE

WR 85 L. Thomas
LT 74 B. Smith
LG 60 J. Bock
C 61 T. Ruddy
RG 65 K. Donnalley
RT 76 J. Brown
TE 89 E. Perry
WR 81 O. McDuffie
QB 13 D. Marino
WR 86 O. Gadsden
FB 36 S. Pritchett

DEFENSE

LE 75 S. Burton
LT 72 B. Tanner
RT 92 D. Gardener
RE 79 K. Mixon
WLB 59 D. Rodgers
MLB 54 Z. Thomas
SLB 52 R. Jones
LCB 27 T. Buckley
RCB 29 S. Madison
SS 38 C. Jackson
FS 31 B. Marion

DOLPHINS SUBSTITUTIONS: P 8 K. Wilmsmeyer, K 10 O. Mare, QB 11 D. Huard, RB 20 J. Avery, S 21 R. Stewart, CB 23 P. Surtain, CB 24 J. Wilson, CB 28 R. Hill, RB 30 B. Parmalee, RB 33 K. Abdul-Jabbar, S 45 B. Walker, LB 50 D. Hollier, LB 51 A. Harris, LB 50 E. Brigrance, T 68 M. Sheldon, WR 80 I. Uwaezuoke, TE 82 F. Wainright, TE 83 H. Lusk, WR 88 N. Jacquet, DE 91 L. Bromell, DE 93 T. Armstrong, DE 96 D. Stubbs. **DID NOT PLAY:** QB 17 T. Doozon, T 67 B. Stokes. **INACTIVE:** QB 14 D. Gonzalez, CB 26 E. McDaniel, RB 34 R. Moore, FB 48 K. Karber, LB 53 L. Izzo, T 78 R. Nabb, TE 84 T. Drayton.

		1	2	3	4	OT	TOTAL	FIELD GOALS (made () & missed)	
VISITOR	Miami Dolphins	0	3	0	0	—	3	O. Mare	(22)
HOME	Denver Broncos	14	7	3	14	—	38	J. Elam	(32)

Team	Qtr	Clock Time	PLAY DESCRIPTION (Extra Point) (Drive Info)	SCORE Visitor	Home
BRONCOS	1	5:55	T. Davis 1 yd. run (J. Elam, kick) (14-92, 7:56)	0	7
BRONCOS	1	1:02	T. Davis 20 yd. run (J. Elam, kick) (4-66, 2:18)	0	14
DOLPHINS	2	10:07	O. Mare 22 yd. Field Goal (11-76, 5:55)	3	14
BRONCOS	2	4:39	D. Loville 11 yd. run (J. Elam, kick) (11-87, 5:28)	3	21
BRONCOS	3	11:52	J. Elam 32 yd. Field Goal (5-66, 3:08)	3	24
BRONCOS	4	13:23	R. Smith 28 yd. pass from J. Elway (J. Elam, kick) (5-52, 1:39)	3	31
BRONCOS	4	9:49	N. Smith 79 yd. fumble return (J. Elam, kick)	3	38

FINAL INDIVIDUAL STATISTICS																																			
Miami Dolphins										Denver Broncos																									
RUSHING					ATT	YDS	AVG	LG	TD	RUSHING					ATT	YDS	AVG	LG	TD																
B. Parmalee					7	14	2.0	12	0	T. Davis					21	199	9.5	62	2																
K. Abdul-Jabbar					3	5	1.7	3	0	D. Loville					8	34	4.3	11	1																
D. Huard					2	-2	-1.0	-1	0	J. Elway					3	19	6.3	11	0																
S. Pritchett					1	-3	-3.0	-3	0	B. Brister					6	-2	-0.3	2	0																
TOTAL					13	14	1.1	12	0	TOTAL					38	250	6.6	62	3																
PASSING										ATT	CMP	YDS	TKD/ YD	TD	LG	IN	Rtg.	PASSING										ATT	CMP	YDS	TKD/ YD	TD	LG	IN	Rtg.
D. Marino										37	26	243	1/5	0	23	2	65.5	J. Elway										23	14	182	1/8	1	33	0	100.3
TOTAL										37	26	243	1/5	0	23	2	65.5	TOTAL										23	14	182	1/8	1	33	0	100.3
PASS RECEIVING										NO	YDS	AVG	LG	TD	PASS RECEIVING										NO	YDS	AVG	LG	TD						
O. McDuffie										9	118	13.1	23	0	S. Sharpe										5	38	7.6	10	0						
B. Parmalee										5	24	4.8	9	0	R. Smith										4	71	17.8	28	1						
O. Gadsden										4	36	9.0	14	0	E. McCaffrey										3	52	17.3	33	0						
L. Thomas										3	31	10.3	17	0	H. Griffith										1	14	14.0	14	0						
S. Pritchett										3	23	7.7	12	0	T. Davis										1	7	7.0	7	0						
N. Jacquet										1	6	6.0	6	0																					
K. Abdul-Jabbar										1	5	5.0	5	0																					
TOTAL										26	243	9.3	23	0	TOTAL										14	182	13.0	33	1						
INTERCEPTIONS										NO	YDS	AVG	LG	TD	INTERCEPTIONS										NO	YDS	AVG	LG	TD						
															D. Johnson										1	48	48.0	48	0						
															B. Romanowski										1	0	0.0	0	0						
TOTAL										0	0	0.0	—	0	TOTAL										2	48	24.0	48	0						
PUNTING										NO	YDS	AVG	NET	TB	IN20	LG	PUNTING										NO	YDS	AVG	NET	TB	IN20	LG		
K. Wilmsmeyer										5	228	45.6	42.8	0	2	56	T. Rouen										2	97	48.5	33.0	1	0	49		
TOTAL										5	228	45.6	42.8	0	2	56	TOTAL										2	97	48.5	33.0	1	0	49		
PUNT RETURNS										NO	YDS	AVG	FC	LG	TD	PUNT RETURNS										NO	YDS	AVG	FC	LG	TD				
T. Buckley										1	11	11.0	0	11	0	D. Gordon										2	14	7.0	1	13	0				
(TOUCHBACK)										1	0	0.0	0	—	0	(DOWNED)										1	0	0.0	0	—	0				
															(OUT OF BOUNDS)										1	0	0.0	0	—	0					
RETURNS										1	11	11.0	0	11	0	RETURNS										2	14	7.0	1	13	0				
KICKOFF RETURNS										NO	YDS	AVG	FC	LG	TD	KICKOFF RETURNS										NO	YDS	AVG	FC	LG	TD				
J. Avery										5	121	24.2	0	35	0	V. Hebron										1	19	19.0	0	19	0				
(TOUCHBACK)										2	0	0.0	0	—	0	(TOUCHBACK)										1	0	0.0	0	—	0				
RETURNS										5	121	24.2	0	35	0	RETURNS										1	19	19.0	0	19	0				
Miami Dolphins										Denver Broncos																									
FUMBLE	Fum	Lost	Rec.	Yds	TD	FF	Rec.	Yds	TD	Bnds	FUMBLE	Fum	Lost	Rec.	Yds	TD	FF	Rec.	Yds	TD	Bnds														
O. Gadsden	1	1	0	0	0	0	0	0	0	0	D. Johnson	0	0	0	0	0	1	0	0	0	0														
											N. Smith	0	0	0	0	0	0	1	79	1	0														
TOTAL	1	1	0	0	0	0	0	0	0	0	TOTAL	0	0	0	0	0	1	1	79	1	0														

FINAL TEAM STATISTICS									
DOLPHINS					BRONCOS				
TOTAL FIRST DOWNS	14	24	PUNTS Number and Average		5-45.6	2-48.5			
By Rushing	1	13	Had Blocked		0	0			
By Passing	11	10	FGs — PATs Had Blocked		0-0	0-0			
By Penalty	2	1	TOTAL RETURN YARDAGE (Not Including Kickoffs)		11	62			
THIRD DOWN EFFICIENCY	2-10-20%	5-11-45%	No. and Yards Punt Returns		1-11	2-14			
FOURTH DOWN EFFICIENCY	1-2-50%	2-3-67%	No. and Yards Kickoff Returns		5-121	1-19			
TOTAL NET YARDS	252	424	No. and Yards Interception Returns		0-0	2-48			
Total Offensive Plays (inc. times thrown passing)	51	62	PENALTIES Number and Yards		10-57	5-41			
Average gain per offensive play	4.9	6.8	FUMBLES Number and Lost		1-1	0-0			
NET YARDS RUSHING	14	250	TOUCHDOWNS		0	5			
Total Rushing Plays	13	38	Rushing		0	3			
Average gain per rushing play	1.1	6.6	Passing		0	1			
NET YARDS PASSING	238	174	Fumbles		0	1			
Times thrown — yards lost attempting to pass	1-5	1-8	EXTRA POINTS Made-Attempts		0-0	5-5			
Gross yards passing	243	182	Kicking Made-Attempts		0-0	5-5			
PASS ATTEMPTS-COMPLETIONS-HAD INTERCEPTED	37-26-2	23-14-0	FIELD GOALS Made-Attempts		1-1	1-1			
Average gain per pass play (inc. # thrown passing)	6.3	7.3	SAFETIES		0	0			
KICKOFFS Number-In End Zone-Touchbacks	2-1-1	7-3-2	FINAL SCORE		3	38			
			TIME OF POSSESSION		27:36	32:22			



Denver 31, Green Bay 24

Sunday, Jan. 25, 1998 • 3:24 p.m. PST • Qualcomm Stadium • San Diego

WEATHER: Clear and Sunny, 67°, Wind WSW 8 mph • ATTENDANCE: 68,912 • TIME: 3:25

Super Bowl XXXII



The Denver Broncos won their first Super Bowl and became the first AFC team in 14 years to claim the Vince Lombardi Trophy as they used a powerful running game and a solid defensive performance to dethrone the defending Super Bowl champion Green Bay Packers 31-24 in front of 68,912 fans at Qualcomm Stadium in San Diego.

Denver running back Terrell Davis was named the game's Most Valuable Player in recognition of his 157-yard rushing effort, which included a Super Bowl-record three rushing touchdowns (each from one yard out). His three total touchdowns and 18 points tied Super Bowl records and were made even more remarkable by the fact that he missed almost the entire second quarter when he was sidelined by the onset of a migraine headache.

Both offenses displayed their talents immediately as Super Bowl XXXII became the first ever in which each team scored a touchdown on its opening possession. The Packers struck first when Brett Favre connected with Antonio Freeman on a 22-yard scoring pass, and the Broncos answered by driving 58 yards in 10 plays the first time they touched the ball, scoring on a 1-yard Davis touchdown run with 5:39 left in the first quarter.

The Broncos turned two Packers turnovers into 10 more points to take a 17-7 lead in the second quarter. The first opportunity was created when strong safety Tyrone Braxton intercepted a Favre pass, and eight plays later, John Elway rushed around right end for a 1-yard touchdown. Free safety Steve Atwater sacked Favre on the next Green Bay possession, forcing a fumble that was recovered by defensive end Neil Smith. Four plays later, Jason Elam converted a 51-yard field goal, the second-longest in Super Bowl history.

Green Bay pulled within 17-14 with a touchdown just before halftime and tied the score early in the third quarter on a 27-yard Ryan Longwell field goal. Denver broke the tie late in the third quarter on a 1-yard Davis touchdown run. After a Denver interception, Green Bay would move 85 yards in just four plays to tie the game at 24 early in the fourth quarter.

After the Denver defense turned back the Packers on their next two possessions, the Broncos set up shop at the Packers' 49-yard line for their game-winning drive. Five plays later, Davis scored his third touchdown of the day from one yard out to give Denver a 31-24 lead that would hold up over the final 1:45 for the victory.

OFFICIALS:

Referee — Ed Hochuli (85); **Umpire** — Jim Quirk (5); **Head Linesman** — John Schleyer (21); **Line Judge** — Ben Montgomery (117); **Back Judge** — Paul Baetz (22); **Side Judge** — Doug Toole (4); **Field Judge** — Don Dorkowski (113).

DENVER BRONCOS

OFFENSE

WR 80 R. Smith
LT 65 G. Zimmermann
LG 69 M. Schlereth
C 66 T. Nalen
RG 75 B. Habib
RT 77 T. Jones
TE 84 S. Sharpe
WR 87 E. McCaffrey
QB 7 J. Elway
RB 30 T. Davis
FB 29 H. Griffith

DEFENSE

LE 90 N. Smith
LT 94 K. Traylor
RT 98 M. Tanuvasa
RE 91 A. Williams
WLB 51 J. Mobley
MLB 57 A. Aldridge
SLB 53 B. Romanowski
LCB 39 R. Crockett
RCB 23 D. Gordon
SS 34 T. Braxton
FS 27 S. Atwater

BRONCOS SUBSTITUTIONS: K 1 J. Elam, P 16 T. Rouen, CB 21 R. Hilliard, RB 22 V. Hebron, CB 25 D. Johnson, CB 26 T. McKyer, RB 31 D. Loville, S 32 T. Veland, S 33 D. Dodge, RB 37 A. Lynn, FB 42 D. Smith, LB 56 K. Burns, LB 59 G. Cadrez, G 63 D. Diaz-Infante, T 74 H. Swayne, WR 81 P. Jeffers, WR 85 W. Green, TE 89 D. Carswell, DT 93 T. Pryce, DE 96 H. Hasselbach, DT 97 M. Lodish. **DID NOT PLAY:** QB 6 B. Brister, TE 86 B. Chamberlain. **INACTIVE:** QB 8 J. Lewis, LB 50 J. Hesse, LB 58 S. Russ, C/G 62 D. Neil, T 70 J. Brown, DE 72 E. Jones, WR 88 S. Wilson, DT 99 D. Richie.

GREEN BAY PACKERS

OFFENSE

WR 86 A. Freeman
LT 78 R. Verba
LG 73 A. Taylor
C 52 F. Winters
RG 63 A. Timmerman
RT 72 E. Dotson
TE 89 M. Chmura
WR 87 R. Brooks
QB 4 B. Favre
RB 25 D. Levens
FB 30 W. Henderson

DEFENSE

LE 92 R. White
DT 71 S. Dotson
DT 93 G. Brown
RE 98 G. Wilkins
LLB 54 S. Joyner
MLB 55 B. Harris
LLB 51 B. Williams
LCB 37 T. Williams
RCB 33 D. Evans
SS 36 L. Butler
FS 41 E. Robinson

PACKERS SUBSTITUTIONS: K 8 R. Longwell, P 17 C. Hentrich, RB 24 A. Hayden, CB 26 M. Collins, CB 28 R. Mullen, FB 32 T. Jervey, S 39 M. Prior, CB 42 D. Sharper, RB 44 C. Darkins, LB 53 G. Koonce, LB 56 L. Hollingquest, LS 60 R. Davis, C 62 M. Rivera, T 64 B. Wilkerson, WR 80 D. Mayes, TE 81 T. Davis, TE 83 J. Thomason, WR 85 T. Mickens, DE/DT 90 D. Holland, DT 94 B. Kuberski, DE 95 K. McKenzie. **DID NOT PLAY:** QB 13 S. Bono, C/G 67 J. Dellenbach. **INACTIVE:** QB 18 D. Pederson, WR 12 R. Anderson, S 38 B. McLumry, G 70 J. Andruzzi, T 77 J. Michaels, WR 84 B. Schroeder, DE 97 P. Frase, DT 99 J. Smith.

		1	2	3	4	OT	TOTAL		FIELD GOALS (made () & missed)
VISITOR	Green Bay Packers	7	7	3	7	—	24		R. Longwell (27)
HOME	Denver Broncos	7	10	7	7	—	31		J. Elam (51)

Team	Qtr	Clock Time	PLAY DESCRIPTION (Extra Point) (Drive Info)	SCORE Visitor Home
PACKERS	1	10:58	A. Freeman 22 yd. pass from B. Favre (R. Longwell, kick) (8-76, 4:02)	7 0
BRONCOS	1	5:39	T. Davis 1 yd. run (J. Elam, kick) (10-58, 5:19)	7 7
BRONCOS	2	14:55	J. Elway 1 yd. run (J. Elam, kick) (8-45, 4:54)	7 14
BRONCOS	2	12:21	J. Elam 51 yd. Field Goal (4-0, 1:02)	7 17
PACKERS	2	0:12	M. Chmura 6 yd. pass from B. Favre (R. Longwell, kick) (17-95, 7:26)	14 17
PACKERS	3	11:59	R. Longwell 27 yd. Field Goal (7-17, 2:42)	17 17
BRONCOS	3	0:34	T. Davis 1 yd. run (J. Elam, kick) (13-92, 7:12)	17 24
PACKERS	4	13:32	A. Freeman 13 yd. pass from B. Favre (R. Longwell, kick) (4-85, 1:39)	24 24
BRONCOS	4	1:45	T. Davis 1 yd. run (J. Elam, kick) (5-49, 1:42)	24 31

FINAL INDIVIDUAL STATISTICS

Green Bay Packers												Denver Broncos											
RUSHING		ATT	YDS	AVG	LG	TD						RUSHING		ATT	YDS	AVG	LG	TD					
D. Levens		19	90	4.7	16	0						T. Davis		30	157	5.2	27	3					
R. Brooks		1	5	5.0	5	0						J. Elway		5	17	3.4	10	1					
												V. Hebron		3	3	1.0	2	0					
												H. Griffith		1	2	2.0	2	0					
TOTAL		20	95	4.8	16	0						TOTAL		39	179	4.6	27	4					
		ATT	CMP	YDS	TD	LG	INT	Rtg.							ATT	CMP	YDS	TD	LG	INT	Rtg.		
PASSING		42	25	256	1/1	3	27	1	91.0					PASSING		22	12	123	0/0	0	36	1	51.9
TOTAL		42	25	256	1/1	3	27	1	91.0					TOTAL		22	12	123	0/0	0	36	1	51.9
PASS RECEIVING				NO	YDS	AVG	LG	TD					PASS RECEIVING				NO	YDS	AVG	LG	TD		
A. Freeman				9	126	14.0	27	2					S. Sharpe				5	38	7.6	12	0		
D. Levens				6	56	9.3	22	0					E. McCaffrey				2	45	22.5	36	0		
M. Chmura				4	43	10.8	21	1					T. Davis				2	8	4.0	4	0		
R. Brooks				3	16	5.3	10	0					H. Griffith				1	23	23.0	23	0		
W. Henderson				2	9	4.5	7	0					V. Hebron				1	5	5.0	5	0		
T. Mickens				1	6	6.0	6	0					D. Carswell				1	4	4.0	4	0		
TOTAL				25	256	10.2	27	3					TOTAL				12	123	10.3	36	0		
INTERCEPTIONS				NO	YDS	AVG	LG	TD					INTERCEPTIONS				NO	YDS	AVG	LG	TD		
E. Robinson				1	17	17.0	17	0					T. Braxton				1	0	0.0	0	0		
TOTAL				1	17	17.0	17	0					TOTAL				1	0	0.0	0	0		
PUNTING		NO	YDS	AVG	NET	TB	IN20	LG					PUNTING		NO	YDS	AVG	NET	TB	IN20	LG		
C. Hentrich		4	142	35.5	35.5	0	2	51					T. Rouen		4	146	36.5	36.5	0	2	47		
TOTAL		4	142	35.5	35.5	0	2	51					TOTAL		4	146	36.5	36.5	0	2	47		
PUNT RETURNS		NO	YDS	AVG	FC	LG	TD					PUNT RETURNS		NO	YDS	AVG	FC	LG	TD				
R. Brooks		0	0	0.0	1	—	0					D. Gordon		0	0	0.0	2	—	0				
(DOWNED)		3	0	0.0	0	—	0					R. Smith		0	0	0.0	1	—	0				
RETURNS		0	0	0.0	1	—	0					RETURNS		0	0	0.0	3	—	0				
KICKOFF RETURNS		NO	YDS	AVG	FC	LG	TD					KICKOFF RETURNS		NO	YDS	AVG	FC	LG	TD				
A. Freeman		6	104	17.3	0	22	0					V. Hebron		4	79	19.8	0	32	0				
RETURNS		6	104	17.3	0	22	0					K. Burns		1	16	16.0	0	16	0				
Green Bay Packers		Own	Opp.	Own	Opp.	Own	Opp.					Denver Broncos		Own	Opp.	Own	Opp.						
FUMBLES	Fum	Lost	Rec.	Yds	TD	FF	Rec.	Yds	TD	Bnds	FUMBLES	Fum	Lost	Rec.	Yds	TD	FF	Rec.	Yds	TD	Bnds		
B. Favre	1	1	0	0	0	0	0	0	0	0	N. Smith	0	0	0	0	0	1	0	0	0	0		
T. Williams	0	0	0	0	0	1	1	0	0	0	S. Atwater	0	0	0	0	0	1	0	0	0	0		
A. Freeman	1	1	0	0	0	0	0	0	0	0	T. Davis	1	1	0	0	0	0	0	0	0	0		
											T. McKyer	0	0	0	0	0	1	0	0	0	0		
											T. Veland	0	0	0	0	1	0	0	0	0	0		
TOTAL	2	2	0	0	0	1	1	0	0	0	TOTAL	1	1	0	0	2	2	0	0	0	0		

FINAL TEAM STATISTICS

	PACKERS		BRONCOS			PACKERS		BRONCOS	
TOTAL FIRST DOWNS	21	21	PUNTS Number and Average			4-35.5	4-36.5		
By Rushing	4	14	Had Blocked			0	0		
By Passing	14	5	FGs - PATs Had Blocked			0-0	0-0		
By Penalty	3	2	TOTAL RETURN YARDAGE (Not Including Kickoffs)			17	0		
THIRD DOWN EFFICIENCY	5-14-36%	5-10-50%	No. and Yards Punt Returns			0-0	0-0		
FOURTH DOWN EFFICIENCY	0-1-0%	0-0-0%	No. and Yards Kickoff Returns			6-104	5-95		
TOTAL NET YARDS	350	302	No. and Yards Interception Returns			1-17	1-0		
Total Offensive Plays (inc. times thrown passing)	63	61	PENALTIES Number and Yards			9-59	7-65		
Average gain per offensive play	5.6	5.0	FUMBLES Number and Lost			2-2	1-1		
NET YARDS RUSHING	95	179	TOUCHDOWNS			3	4		
Total Rushing Plays	20	39	Rushing			0	4		
Average gain per rushing play	4.8	4.6	Passing			3	0		
NET YARDS PASSING	255	123	EXTRA POINTS Made-Attempts			3-3	4-4		
Times thrown - yards lost attempting to pass	1-1	0-0	Kicking Made-Attempts			3-3	4-4		
Gross yards passing	256	123	FIELD GOALS Made-Attempts			1-1	1-1		
PASS ATTEMPTS-COMPLETIONS-HAD INTERCEPTED	42-25-1	22-12-1	SAFETIES			0	0		
Average gain per pass play (inc. # thrown passing)	5.9	5.6	FINAL SCORE			24	31		
KICKOFFS Number-In End Zone-Touchbacks	5-0-0	6-0-0	TIME OF POSSESSION			27:35	32:25		

BRONCOS DEFENSIVE STATISTICS

(based on unofficial press box statistics)

PLAYER	UT	A	TT	S-YDS	I-YDS	PD	FF	FR	PLAYER	UT	A	TT	S-YDS	I-YDS	PD	FF	FR
T. Braxton	6	1	7	0-0	1-0	1	0	0	D. Johnson	1	0	1	0-0	0-0	0	0	0
S. Atwater	6	0	6	1-1	0-0	2	1	0	M. Tanuvasa	1	0	1	0-0	0-0	0	0	0
R. Crockett	6	0	6	0-0	0-0	1	0	0	N. Smith	0	0	0	0-0	0-0	0	0	0
J. Mobley	6	0	6	0-0	0-0	1	0	0	K. Burns	0	0	0	0-0	0-0	0	0	0
B. Romanowski	4	1	5	0-0	0-0	1	0	0	G. Cadrez	0	0	0	0-0	0-0	0	0	0
A. Aldridge	4	0	4	0-0	0-0	0	0	0	D. Dodge	0	0	0	0-0	0-0	0	0	0
D. Gordon	3	0	3	0-0	0-0	1	0	0	R. Hilliard	0	0	0	0-0	0-0	0	0	0
M. Lodish	2	0	2	0-0	0-0	0	0	0	T. McKyer	0	0	0	0-0	0-0	0	0	0
K. Traylor	2	0	2	0-0	0-0	0	0	0	T. Pryce	0	0	0	0-0	0-0	0	0	0
A. Williams	1	1	2	0-0	0-0	0	0	0	TEAM TOTALS	43	3	46	1-1	1-0	7	1	1
H. Hasselbach	1	0	1	0-0	0-0	0	0	0									



Denver 24, Pittsburgh 21

Sunday, Jan. 11, 1998 • 12:35 p.m. EST • Three Rivers Stadium • Pittsburgh

WEATHER: Sunny, 38°, Wind SW 3 mph • ATTENDANCE: 61,382 • TIME: 2:59

1997 AFC Championship Game

The Denver Broncos advanced to their fifth Super Bowl—and their first since 1989—with a 24-21 victory against the Pittsburgh Steelers in the AFC Championship Game in front of 61,382 fans at Three Rivers Stadium. The Broncos became just the fifth Wild Card team to reach to the Super Bowl since the Wild Card format was established in 1970.

Denver quarterback John Elway was intercepted by Levon Kirkland on the game's second play, but the Steelers failed to capitalize when Norm Johnson's 38-yard field goal attempt sailed wide to the left. Denver then got on the board when Davis, who rushed for 139 yards to become the club's all-time postseason rushing leader, capped a 6-play, 72-yard drive with an 8-yard scoring run on its second possession.

Pittsburgh evened the score on its next possession when quarterback Kordell Stewart rushed 33 yards around right end for a touchdown to punctuate a 6-play, 65-yard drive that covered 3:02. The Steelers then broke the tie early in the second quarter when Jerome Bettis powered his way into the end zone from one yard out to put the finishing touches on an 11-play, 68-yard drive that lasted 4:46 and put them ahead 14-7.

The Broncos scored the game's next 17 points and put the game away as the defense held up its end of the bargain down the stretch.

The scoring began with a 43-yard Jason Elam field goal with 8:20 remaining in the first half. After each team punted on its next possession, Denver got the ball back when Ray Crockett intercepted a Stewart bomb in the end zone, setting up a 14-point assault that sent Denver to the locker room ahead 24-14. Elway connected with Howard Griffith for a 15-yard touchdown with 1:47 remaining before finding Ed McCaffrey for a 1-yard touchdown with 13 seconds left in the half.

Denver rode that 24-14 lead into the fourth quarter before the Steelers scored the only points of the second half on a 14-yard Stewart-to-Charles Johnson touchdown pass with 2:46 remaining. But the Broncos succeeded in running out the clock on their final possession and established a new franchise record with their 15th win of the season.

Elway tied Roger Staubach for fourth place on the NFL's all-time list for postseason touchdown passes (24) with his two on the day, and the Broncos' three interceptions tied the franchise postseason record for most in a game. Three different Denver players also registered one sack in the win.

OFFICIALS:

Referee — Ron Blum (7); Umpire — Bob Boylston (101); Head Linesman — Mark Baltz (26); Line Judge — Ron Winter (82); Back Judge — Bill Lovett (98); Side Judge — Dave Wyant (16); Field Judge — Don Hakes (96).

	1	2	3	4	OT	TOTAL	FIELD GOALS (made () & missed)
VISITOR Denver Broncos	7	17	0	0	—	24	J. Elam (43)
HOME Pittsburgh Steelers	7	7	0	7	—	21	N. Johnson 38WL

Team	Qtr	Clock Time	PLAY DESCRIPTION (Extra Point) (Drive Info)	SCORE Visitor Home
BRONCOS	1	9:18	T. Davis 8 yd. run (J. Elam, kick) (6-72, 3:15)	7 0
STEELERS	1	6:16	K. Stewart 33 yd. run (N. Johnson, kick) (6-65, 3:02)	7 7
STEELERS	2	12:42	J. Bettis 1 yd. run (N. Johnson, kick) (11-68, 4:46)	7 14
BRONCOS	2	8:20	J. Elam 43 yd. Field Goal (11-45, 4:22)	10 14
BRONCOS	2	1:47	H. Griffith 15 yd. pass from J. Elway (J. Elam, kick) (5-80, 2:53)	17 14
BRONCOS	2	0:13	E. McCaffrey 1 yd. pass from J. Elway (J. Elam, kick) (4-54, 0:30)	24 14
STEELERS	4	2:46	C. Johnson 14 yd. pass from K. Stewart (N. Johnson, kick) (10-79, 2:57)	24 21

DENVER BRONCOS

OFFENSE			DEFENSE		
WR	80	R. Smith	LE	90	N. Smith
LT	65	G. Zimmerman	LT	94	K. Traylor
LG	69	M. Schlereth	RT	98	M. Tanuvasa
C	66	T. Nalen	RE	91	A. Williams
RG	75	B. Habib	WLB	51	J. Mobley
RT	77	T. Jones	MLB	57	A. Aldridge
TE	84	S. Sharpe	SLB	53	B. Romanowski
WR	87	E. McCaffrey	LCB	39	R. Crockett
QB	7	J. Elway	RCB	23	D. Gordon
HB	30	T. Davis	FS	27	S. Atwater
FB	29	H. Griffith	SS	34	T. Braxton

BRONCOS SUBSTITUTIONS: K 1 J. Elam, P 16 T. Rouen, CB 21 R. Hilliard, RB 22 V. Hebron, CB 25 D. Johnson, CB 26 T. McKyer, RB 31 D. Loville, S 32 T. Veland, S 33 D. Dodge, RB 37 A. Lynn, FB 42 D. Smith, LB 56 K. Burns, LB 59 G. Cadrez, G/C 63 D. Diaz-Infante, T 74 H. Swayne, WR 81 P. Jeffers, WR 85 W. Green, TE 86 B. Chamberlain, TE 89 D. Carswell, DT 93 T. Pryce, DE 96 H. Hasselbach, DT 97 M. Lodish. **DID NOT PLAY:** QB 6 B. Brister. **INACTIVE:** QB 8 J. Lewis, LB 50 J. Hesse, LB 58 S. Russ, G 62 D. Neil, T 70 J. Brown, DE 72 E. Jones, WR 88 S. Wilson, DT 99 D. Richie.


PITTSBURGH STEELERS

OFFENSE			DEFENSE		
WR	82	Y. Thigpen	LE	74	N. Harrison
LT	65	J. Jackson	NT	93	J. Steed
LG	77	W. Wolford	RE	76	K. Henry
C	63	D. Dawson	LOLB	92	J. Gildon
RG	68	B. Stai	LILB	99	L. Kirkland
RT	73	J. Strzelczyk	RILB	50	E. Holmes
TE	87	M. Bruener	ROLB	54	D. Jones
WR	81	C. Johnson	LCB	30	C. Scott
QB	10	K. Stewart	RCB	37	C. Lake
FB	34	T. Lester	SS	40	M. Bell
RB	36	J. Bettis	FS	39	M. Perry

STEELERS SUBSTITUTIONS: P 4 J. Miller, K 9 N. Johnson, QB 18 M. Tomczak, WR 19 A. Coleman, CB 24 C. Oldham, RB 25 F. McAfee, CB 27 J.B. Brown, DB 29 R. Fuller, FB 38 J. Witman, DB 41 L. Flowers, TE 46 T. Sadowski, LB 51 C. Emmons, LB 53 S. Conley, LB 55 J. Olasvsky, OL 62 T. Myslinski, C 66 J. Sweeney, DE 71 O. Roye, TE 84 K. Botkin, WR 88 C. Hawkins, WR 89 W. Blackwell, DE 96 M. Vrabel, LB 98 O. Gibson. **DID NOT PLAY:** CB 21 D. Woolford. **INACTIVE:** QB 11 M. Quinn, WR 17 C. Marsh, RB 43 G. Jones, T 67 J. Stephens, OL 79 P. Wiggins, WR 83 C. Holliday, LB 95 G. Lloyd, DE 97 R. Manuel.

FINAL INDIVIDUAL STATISTICS

Denver Broncos										Pittsburgh Steelers													
RUSHING	ATT	YDS	AVG	LG	TD					RUSHING	ATT	YDS	AVG	LG	TD								
T. Davis	26	139	5.3	43	1					J. Bettis	23	105	4.6	16	1								
J. Elway	2	9	4.5	10	0					K. Stewart	3	44	14.7	33	1								
V. Hebron	2	2	1.0	2	0					F. McAfee	1	12	12.0	12	0								
TOTAL	30	150	5.0	43	1					TOTAL	27	161	6.0	33	2								
PASSING	ATT	CMP	YDS	TKD/YD	TD	LG	IN	Rtg.					PASSING	ATT	CMP	YDS	TKD/YD	TD	LG	IN	Rtg.		
J. Elway	31	18	210	2/15	2	20	1	86.8					K. Stewart	36	18	201	3/8	1	27	3	41.6		
TOTAL	31	18	210	2/15	2	20	1	86.8					TOTAL	36	18	201	3/8	1	27	3	41.6		
PASS RECEIVING	NO		YDS	AVG	LG	TD					PASS RECEIVING	NO		YDS	AVG	LG	TD						
R. Smith	6		87	14.5	20	0					Y. Thigpen	6		92	15.3	27	0						
E. McCaffrey	5		37	7.4	11	1					C. Hawkins	4		30	7.5	9	0						
S. Sharpe	3		49	16.3	18	0					C. Johnson	3		34	11.3	14	1						
H. Griffith	2		26	13.0	15	1					W. Blackwell	2		19	9.5	16	0						
V. Hebron	1		9	9.0	9	0					M. Bruener	1		16	16.0	16	0						
T. Davis	1		2	2.0	2	0					T. Lester	1		7	7.0	7	0						
												J. Bettis	1		3	3.0	3						
TOTAL	18		210	11.7	20	2					TOTAL	18		201	11.2	27	1						
INTERCEPTIONS	NO		YDS	AVG	LG	TD					INTERCEPTIONS	NO		YDS	AVG	LG	TD						
T. Braxton	1		6	6.0	6	0					L. Kirkland	1		0	0.0	0	0						
A. Aldridge	1		0	0.0	0	0																	
R. Crockett	1		0	0.0	0	0																	
TOTAL	3		6	2.0	6	0					TOTAL	1		0	0.0	0	0						
PUNTING	NO	YDS	AVG	NET	TB	IN20	LG					PUNTING	NO	YDS	AVG	NET	TB	IN20	LG				
T. Rouen	5	157	31.4	27.6	0	1	48					J. Miller	4	168	42.0	37.3	0	0	51				
TOTAL	5	157	31.4	27.6	0	1	48					TOTAL	4	168	42.0	37.3	0	0	51				
PUNT RETURNS	NO	YDS	AVG	FC	LG	TD					PUNT RETURNS	NO	YDS	AVG	FC	LG	TD						
D. Gordon	2	19	9.5	0	19	0					W. Blackwell	1	19	19.0	0	19	0						
(DOWNED)	2	0	0.0	0	—	0					C. Hawkins	0	0	0.0	1	—	0						
												(DOWNED)	2	0	0.0	0	—						
												(OUT OF BOUNDS)	1	0	0.0	0	—						
RETURNS	2	19	9.5	0	19	0					RETURNS	1	19	19.0	1	19	0						
KICKOFF RETURNS	NO	YDS	AVG	FC	LG	TD					KICKOFF RETURNS	NO	YDS	AVG	FC	LG	TD						
V. Hebron	4	69	17.3	0	25	0					W. Blackwell	3	52	17.3	0	24	0						
												J. Witman	1	10	10.0	0	10						
												(TOUCHBACK)	1	0	0.0	0	—						
RETURNS	4	69	17.3	0	25	0					RETURNS	4	62	15.5	0	24	0						
Denver Broncos	Fum	Lost	Own Rec.	Yds	TD	FF	Opp. Rec.	Yds	TD	Out Bnds					Pittsburgh Steelers	Fum	Lost	Own Rec.	Yds	TD	Out Bnds		
T. Davis	1	1	0	0	0	0	0	0	0	0					D. Perry	0	0	0	0	1	1	0	0
D. Gordon	1	0	0	0	0	0	0	0	0	0					K. Stewart	1	1	0	0	0	0	0	0
R. Crockett	0	0	1	1	0	0	0	0	0	0													
N. Smith	0	0	0	0	0	1	0	0	0	0													
M. Lodish	0	0	0	0	0	0	1	0	0	0													
TOTAL	2	1	1	1	0	1	1	0	0	0					TOTAL	1	1	0	0	1	1	0	0



Denver 14, Kansas City 10

Sunday, Jan. 4, 1998 • 3 p.m. CST • Arrowhead Stadium • Kansas City, Mo.

WEATHER: Overcast, 32° (wind chill 26°), Wind NW 6 mph • ATTENDANCE: 76,965 • TIME: 2:59

1997 AFC Divisional Playoff Game

The Denver Broncos posted their first road playoff win in 11 years—and only the second in franchise history—with a 14-10 victory against Kansas City in front of 76,965 fans at Arrowhead Stadium. Denver advanced to its first AFC Championship Game since 1991 on the strength of two Terrell Davis touchdowns, which tied the franchise postseason record for the second week in a row, and a defensive effort that limited the Chiefs to just 10 points that tied for the fewest allowed in club playoff history.

Davis broke a scoreless tie late in the second quarter, plowing into the end zone from one yard out to give Denver a 7-0 lead with 1:56 remaining in the half to cap an 8-play, 65-yard drive that covered 4:51 on the clock. Key to the drive was a 17-yard John Elway completion to Rod Smith on third-and-7 that gave the Broncos a first down at the Kansas City 4-yard line.

The Chiefs, limited to 58 yards of total offense in the first half, came out strong in the third quarter, moving the ball to the Denver 6-yard line before settling for a 20-yard Pete Stoyanovich field goal. Kansas City struck again late in the quarter when Elvis Grbac found tight end Tony Gonzalez in the back of the end zone for a 12-yard score, marking the Chiefs' only touchdown.

Denver, however, answered on its ensuing possession by driving 49 yards in six plays for what proved to be the game-winning touchdown. The key play of the drive was a 43-yard Elway-to-Ed McCaffrey completion on third-and-5 from the Chiefs' 44-yard line that gave Denver a first down at the Kansas City 1-yard line.

After two unsuccessful attempts from close range, Davis muscled his way through the middle of the Chiefs' line for his second touchdown of the day and the fifth of his career in the postseason to establish a franchise record.

Kansas City had possession three more times in the game but was turned back each occasion by the Broncos' defense after reaching Denver's 31 (punt), their own 36 (punt) and the Broncos' 20-yard line with 0:19 left (downs). The final play was a pass to the end zone on fourth-and-2 that was knocked down by Darrien Gordon, ending the Chiefs' hopes and propelling Denver to the AFC title game.

Elway, with 170 passing yards, moved into second place in NFL postseason history in that category. He surpassed both Terry Bradshaw (3,833) and Jim Kelly (3,863) to finish the day at 3,940 career passing yards in the playoffs.

OFFICIALS:

Referee — Jerry Markbreit (9); **Umpire** — Bob Wagner (100); **Head Linesman** — Terry Gierke (72); **Line Judge** — Walt Anderson (66); **Back Judge** — Al Jury (106); **Side Judge** — Mike Pereira (77); **Field Judge** — Bill Schmitz (122).

DENVER BRONCOS

OFFENSE

WR 80 R. Smith
LT 65 G. Zimmerman
LG 69 M. Schlereth
C 66 T. Nalen
RG 75 B. Habib
RT 77 T. Jones
TE 84 S. Sharpe
WR 87 E. McCaffrey
QB 7 J. Elway
HB 30 T. Davis
FB 29 H. Griffith

DEFENSE

LE 90 N. Smith
LT 94 K. Traylor
RT 98 M. Tanuvasa
RE 91 A. Williams
WL 51 J. Mobley
MLB 57 A. Aldridge
SLB 53 B. Romanowski
LCB 39 R. Crockett
RCB 23 D. Gordon
FS 27 S. Atwater
SS 34 T. Braxton

BRONCOS SUBSTITUTIONS: K 1 J. Elam, P 16 T. Rouen, CB 21 R. Hilliard, RB 22 V. Hebron, CB 25 D. Johnson, CB 26 T. McKyer, RB 31 D. Loville, S 32 T. Veland, S 33 D. Dodge, RB 37 A. Lynn, FB 42 D. Smith, LB 56 K. Burns, LB 59 G. Cadrez, G/C 63 D. Diaz-Infante, T 74 H. Swayne, WR 81 P. Jeffers, WR 85 W. Green, TE 86 B. Chamberlain, TE 89 D. Carswell, DT 93 T. Pryce, DE 96 H. Hasselbach, DT 97 M. Lodish. **DID NOT PLAY:** QB 6 B. Brister. **INACTIVE:** QB 8 J. Lewis, LB 50 J. Hesse, LB 58 S. Russ, G 62 D. Neil, T 70 J. Brown, DE 72 E. Jones, WR 88 S. Wilson, DT 99 D. Richie.

KANSAS CITY CHIEFS

OFFENSE

SE 89 A. Rison
LT 69 J. Criswell
LG 79 D. Szott
C 61 T. Grunhard
RG 68 W. Shields
RT 62 G. Parker
TE 48 T. Popson
FL 80 L. Dawson
QB 11 E. Grbac
FB 38 K. Anders
HB 27 G. Hill

DEFENSE

LT 99 V. Booker
RT 75 J. Phillips
RE 92 D. Williams
LLB 58 D. Thomas
ILB 53 W. Simmons
MLB 59 D. Edwards
RLB 50 A. Davis
LCB 34 D. Carter
RCB 40 J. Hasty
SS 25 R. Tongue
FS 21 J. Woods

CHIEFS SUBSTITUTIONS: P 5 L. Aguiar, K 10 P. Stoyanovich, CB 29 M. McMillian, FB 30 D. Bennett, RB 32 M. Allen, CB 45 B. Brooks, S 47 T. Scott, FB 49 T. Richardson, LB 51 G. Manusky, LB 54 T. Simien, G 64 R. Tamm, DT 71 T. Barndt, T 74 S. Wallace, DE 77 P. McDaniels, TE 82 D. Walker, WR 83 D. Hughes, WR 84 J. Horn, WR 87 T. Vanover, TE 88 T. Gonzalez, LB 90 T. Wooden, DE 93 J. Browning. **DID NOT PLAY:** QB 12 R. Gannon, DT 95 M. Dean Perry. **INACTIVE:** QB 8 B. Tolliver, RB 17 P. Barnes, CB 44 D. Anderson, C 65 J. Smith, T 70 M. Spears, T 72 N. Parks, WR 81 K. Lockett, DT 91 T. Parten.

		1	2	3	4	OT	TOTAL	FIELD GOALS (made () & missed)	
VISITOR	Denver Broncos	0	7	0	7	—	14	P. Stoyanovich 44WL (20)	
HOME	Kansas City Chiefs	0	0	10	0	—	10		
Team	Qtr	Clock Time	PLAY DESCRIPTION (Extra Point) (Drive Info)				SCORE Visitor Home		
BRONCOS	2	1:56	T. Davis 1 yd. run (J. Elam, kick) (8-65, 4:51)				7	0	
CHIEFS	3	9:42	P. Stoyanovich 20 yd. Field Goal (11-67, 5:18)				7	3	
CHIEFS	3	0:10	T. Gonzalez 12 yd. pass from E. Grbac (P. Stoyanovich, kick) (4-65, 1:35)				7	10	
BRONCOS	4	12:32	T. Davis 1 yd. run (J. Elam, kick) (6-49, 2:38)				14	10	

Final Individual Statistics																											
Denver Broncos													Kansas City Chiefs														
Rushing		Att	Yds	Avg	LG	TD							Rushing		Att	Yds	Avg	LG	TD								
T. Davis		25	101	4.0	41	2							M. Allen		12	37	3.1	14	0								
H. Griffith		4	9	2.3	4	0							E. Grbac		4	22	5.5	11	0								
D. Loville		2	0	0.0	3	0							K. Anders		3	9	3.0	6	0								
J. Elway		1	-1	-1.0	-1	0							D. Bennett		3	4	1.3	8	0								
													L. Aguiar		1	3	3.0	3									
													G. Hill		1	2	2.0	2	0								
TOTAL		32	109	3.4	41	2							TOTAL		24	77	3.2	14	0								
Passing		Att	Cmp	Yds	Tkd/ Yd	TD	LG	IN	Rtg.							Passing		Att	Cmp	Yds	Tkd/ Yd	TD	LG	IN	Rtg.		
J. Elway		19	10	170	1/7	0	43	0	83.2							E. Grbac		37	24	260	4/34	1	50	0	94.4		
TOTAL		19	10	170	1/7	0	43	0	83.2							TOTAL		37	24	260	4/34	1	50	0	94.4		
Pass Receiving				NO	YDS	AVG	LG	TD							Pass Receiving				NO	YDS	AVG	LG	TD				
E. McCaffrey				3	56	18.7	43	0							A. Rison				8	110	13.8	34	0				
S. Sharpe				2	33	16.4	22	0							T. Popson				5	26	5.2	13	0				
R. Smith				2	19	9.5	17	0							T. Gonzalez				3	26	8.7	12	1				
D. Carswell				1	26	26.0	26	0							L. Dawson				2	20	10.0	12	0				
W. Green				1	19	19.0	19	0							K. Anders				2	4	2.0	3	0				
T. Davis				1	17	17.0	17	0							J. Horn				1	50	50.0	50	0				
															D. Hughes				1	13	13.0	13	0				
															M. Allen				8	8.0	8	0					
															T. Vanover				1	3	3.0	3	0				
TOTAL				10	170	17.0	43	0							TOTAL				24	260	10.8	50	1				
Interceptions				NO	YDS	AVG	LG	TD							Interceptions				NO	YDS	AVG	LG	TD				
TOTAL				0	0	0.0	—	0							TOTAL				0	0	0.0	—	0				
Punting		NO	YDS	AVG	NET	TB	IN20	LG							Punting		NO	YDS	AVG	NET	TB	IN20	LG				
T. Rouen		6	217	36.2	31.2	1	2	51							L. Aguiar		5	232	46.4	39.2	0	2	62				
TOTAL		6	217	36.2	31.2	1	2	51							TOTAL		5	232	46.4	39.2	0	2	62				
Punt Returns				NO	YDS	AVG	FC	LG	TD							Punt Returns				NO	YDS	AVG	FC	LG	TD		
D. Gordon				1	36	36.0	1	36	0							T. Vanover				1	10	10.0	1	10	0		
(DOWNED)				3	0	0.0	0	—	0							(DOWNED)				3	0	0.0	0	—	0		
																(TOUCHBACK)				1	0	0.0	0	—	0		
RETURNS				1	36	36.0	1	36	0							RETURNS				1	10	10.0	1	10	0		
Kickoff Returns				NO	YDS	AVG	FC	LG	TD							Kickoff Returns				NO	YDS	AVG	FC	LG	TD		
V. Hebron				2	51	25.5	0	28	0							T. Vanover				3	69						

FINAL TEAM STATISTICS						
	BRONCOS		CHIEFS			
TOTAL FIRST DOWNS	16	18			PUNTS Number and Average	6-36.2
By Rushing	6	4			Had Blocked	0
By Passing	7	10			FGs - PATs Had Blocked	0-0
By Penalty	3	4			TOTAL RETURN YARDAGE (Not Including Kickoffs)	36
THIRD DOWN EFFICIENCY	5-11-45%	5-15-33%			No. and Yards Punt Returns	1-36
FOURTH DOWN EFFICIENCY	0-0-0%	1-3-33%			No. and Yards Kickoff Returns	3-71
TOTAL NET YARDS	272	303			No. and Yards Interception Returns	0-0
Total Offensive Plays (inc. times thrown passing)	52	65			PENALTIES Number and Yards	8-64
Average gain per offensive play	5.2	4.7			FUMBLES Number and Lost	4-2
NET YARDS RUSHING	109	77			TOUCHDOWNS	2
Total Rushing	32	24			Rushing	0
Average gain per rushing play	3.4	3.2			Passing	0
NET YARDS PASSING	163	226			EXTRA POINTS Made-Attempts	2-2
Times thrown - yards lost attempting to pass	1-7	4-34			Kicking Made-Attempts	2-2
Gross yards passing	170	260			FIELD GOALS Made-Attempts	0-0
PASS ATTEMPTS-COMPLETIONS-HAD INTERCEPTED	19-10-0	37-24-0			SAFETIES	0
Average gain per pass play (inc. # thrown passing)	8.2	5.5			FINAL SCORE	14
KICKOFFS Number-In End Zone-Touchbacks	3-0-0	3-1-0			TIME OF POSSESSION	28:54
						31:06

Broncos Defensive Statistics																	
(based on official press box statistics)																	
Player	UT	A	TT	S-YDS	I-YDS	PD	FF	FR	Player	UT	A	TT	S-YDS	I-YDS	PD	FF	FR
J. Mobley	7	0	7	0-0	0-0	0	0	0	M. Tanuvasa	2	0	2	0-0	0-0	0	0	0
T. Braxton	5	1	6	0-0	0-0	0	0	0	A. Williams	2	0	2	2-14	0-0	0	0	0
D. Gordon	0	5	0-0	0-0	2	0	0	0	D. Johnson	1	0	1	0-0	0-0	0	0	0
B. Romanowski	5	0	5	0-0	0-0	0	0	0	M. Lodish	1	0	1	0-0	0-0	0	0	0
A. Aldridge	4	1	5	0-0	0-0	0	0	0	K. Burns	0	0	0	0-0	0-0	0	0	0
R. Crockett	4	0	4	0-0	0-0	0	0	0	G. Cadrez	0	0	0	0-0	0-0	0	0	0
N. Smith	4	0	4	2-20	0-0	0	0	1	T. Mckyer	0	0	0	0-0	0-0	0	0	0
K. Traylor	3	0	3	0-0	0-0	0	0	0	T. Pryce	0	0	0	0-0	0-0	0	0	0
S. Atwater	2	1	3	0-0	0-0	0	0	0	T. Veland	0	0	0	0-0	0-0	0	0	0
H. Hasselbach	2	0	2	0-0	0-0	0	0	0	TEAM TOTALS	47	3	50	4-34	0-0	2	0	1



Denver 42, Jacksonville 17

Saturday, Dec. 27, 1997 • 2:05 p.m. MST • Mile High Stadium • Denver

Weather: Partly Cloudy, 44° (wind chill 19°), Wind N 30 mph • Attendance: 74,481 • Time: 3:02

1997 AFC Wild Card Playoff Game

The Denver Broncos advanced to the AFC Divisional Playoff Round by literally running the Jacksonville Jaguars out of town as they piled up a club postseason-record 310 rushing yards en route to a 42-17 victory in front of 74,481 fans at Mile High Stadium. Denver set numerous team postseason records during the contest, including new standards for rushing attempts (49), total yards (511), points in a quarter (21; 4th qtr.), total points (42), first downs (28), rushing first downs (18) and third-down efficiency (75%), while the 237 yards allowed by the defense was the second-lowest total in Denver's 21-game playoff history.

The Broncos scored touchdowns on each of their first three possessions, racking up a 21-0 lead on 32 offensive plays during which time the Jaguars ran only six plays. Terrell Davis capped Denver's opening drive with a 2-yard touchdown run, and Rod Smith punctuated the next drive when he reeled in a 43-yard touchdown pass from John Elway. The lead was increased to 21-0 when Davis—who set franchise postseason records for rushing attempts (31), rushing yards (184) and longest run from scrimmage (59) before leaving in the third quarter with bruised ribs—tied the franchise records for rushing touchdowns and total touchdowns in a postseason game with his second of the day.

The Jaguars answered by scoring the game's next 17 points. Jacksonville scored on a 1-yard Natrone Means touchdown run in the second quarter, a 38-yard Mike Hollis field goal early in the third quarter and a blocked punt by safety Travis Davis, who returned it 29 yards for a touchdown to pull the Jaguars to within 21-17 with 9:16 left in the third quarter.

But the Broncos dominated from there as Derek Loville took over for the injured Davis and slashed his way to 103 yards (second most by a Bronco in the postseason) on 11 attempts and scored two fourth-quarter touchdowns on runs of 25 and eight yards to tie the club touchdown record already achieved in the game by Davis. Vaughn Hebronn then got into the act, scoring Denver's fifth rushing touchdown of the day on a 6-yard run with 1:11 remaining to push the lead to its final margin of 42-17. With Davis' 184 rushing yards and Loville's 103, Denver became just the third team in NFL postseason history to boast two 100-yard rushers in the same game. Additionally, Denver's 40:59 possession time and its 310 rushing yards both were the fifth-highest totals recorded in an NFL playoff game.

OFFICIALS:

Referee — Bernie Kukar (86); Umpire — Jeff Rice (44); Head Linesman — John Schleyer (21); Line Judge — Tom Barnes (55); Back Judge — Tom Sifferman (118); Side Judge — Doug Toole (4); Field Judge — Bill Leavy (127).

DENVER BRONCOS

OFFENSE

WR 80 R. Smith
LT 65 G. Zimmerman
LG 69 M. Schlereth
C 66 T. Nalen
RG 75 B. Habib
RT 77 T. Jones
TE 84 S. Sharpe
WR 87 E. McCaffrey
QB 7 J. Elway
RB 30 T. Davis
FB 29 H. Griffith

DEFENSE

LE 90 N. Smith
LT 94 K. Traylor
RT 98 M. Tanuvasa
RE 91 A. Williams
WLB 51 J. Mobley
MLB 57 A. Aldridge
SLB 53 B. Romanowski
LCB 39 R. Crockett
RCB 23 D. Gordon
FS 27 S. Atwater
SS 34 T. Braxton

BRONCOS SUBSTITUTIONS: K 1 J. Elam, QB 6 B. Brister, P 16 T. Rouen, CB 21 R. Hilliard, RB 22 V. Hebron, CB 25 D. Johnson, CB 26 T. McKeyer, RB 31 D. Loville, S 32 T. Veland, S 33 D. Dodge, RB 37 A. Lynn, FB 42 D. Smith, LB 56 K. Burns, LB 59 G. Cadrez, G 63 D. Diaz-Infante, T 74 H. Swayne, WR 81 P. Jeffers, WR 85 W. Green, TE 86 B. Chamberlain, TE 89 D. Carswell, DT 93 T. Pryce, DE 96 H. Hasselbach, DT 97 M. Lodish. **INACTIVE:** QB 8 J. Lewis, LB 50 J. Hesse, LB 58 S. Russ, C/G 62 D. Neil, T 70 J. Brown, DE 72 E. Jones, WR 88 S. Wilson, DT 99 D. Richie.

JACKSONVILLE JAGUARS

OFFENSE

WR 82 J. Smith
LT 71 T. Boselli
LG 62 B. Coleman
C 79 D. Widell
RG 76 R. Tylski
RT 72 L. Searcy
TE 83 P. Mitchell
WR 87 K. McCardell
QB 8 M. Brunell
RB 20 N. Means
TE 88 D. Jones

DEFENSE

LE 56 J. Lageman
LT 97 R. Wynn
RT 93 E. Tualo
RE 96 C. Simmons
SLB 51 K. Hardy
MLB 58 B. Schwartz
WLB 50 E. Robinson
LCB 41 D. Thomas
RCB 27 D. Figures
SS 45 T. Davis
FS 37 C. Hudson

JAGUARS SUBSTITUTIONS: K 1 M. Hollis, P 4 B. Barker, CB 21 A. Beasley, RB 23 R. Jordan, CB 26 K. Devine, S 28 D. Hall, DB 32 M. Logan, RB 33 J. Stewart, FB 49 T. Hallock, LB 52 B. Boyer, LB 54 J. Hamilton, LB 57 J. Kopp, G/T 67 J. Novak, WR 80 W. Jackson, WR 81 W. Moore, WR 84 R. Barlow, TE 85 R. Griffith, DE 90 T. Brackens, DT 91 S. Payne, DT 95 J. White, DE 99 J. Smeenge. **DO NOT PLAY:** QB 11 R. Johnson, G/T 78 T. Fordham. **INACTIVE:** QB 16 S. Matthews, CB 25 C. Anderson, S 29 R. Parker, FB 31 D. Shelton, G 68 M. Nori, G 73 B. DeMarco, TE 86 D. Brown, DE 98 J. Threats.

		1	2	3	4	OT	TOTAL
VISITOR	Jacksonville Jaguars	0	7	10	0	—	17
HOME	Denver Broncos	14	7	0	21	—	42

FIELD GOALS (made () & missed)
M. Hollis (38)

Team	Qtr	Clock Time	PLAY DESCRIPTION (Extra Point) (Drive Info)	SCORE Visitor	Home
BRONCOS	1	7:39	T. Davis 2 yd. run (J. Elam, kick) (15-73, 7:21)	0	7
BRONCOS	1	2:37	R. Smith 43 yd. pass from J. Elway (J. Elam, kick) (6-60, 4:07)	0	14
BRONCOS	2	10:46	T. Davis 5 yd. run (J. Elam, kick) (11-92, 5:16)	0	21
JAGUARS	2	5:09	N. Means 1 yd. run (M. Hollis, kick) (9-79, 5:37)	7	21
JAGUARS	3	13:33	M. Hollis 38 yd. Field Goal (4-7, 1:27)	10	21
JAGUARS	3	9:16	T. Davis 29 yd. blocked punt return (M. Hollis, kick)	17	21
BRONCOS	4	13:21	D. Loville 25 yd. run (J. Elam, kick) (2-48, 0:37)	17	28
BRONCOS	4	3:43	D. Loville 8 yd. run (J. Elam, kick) (10-80, 5:28)	17	35
BRONCOS	4	1:11	V. Hebron 6 yd. run (J. Elam, kick) (2-9, 0:49)	17	42

FINAL INDIVIDUAL STATISTICS


Jacksonville Jaguars											Denver Broncos										
RUSHING	ATT	YDS	AVG	LG	TD	RUSHING	ATT	YDS	AVG	LG	TD										
N. Means	10	40	4.0	14	1	T. Davis	31	184	5.9	59	2										
J. Stewart	1	6	6.0	6	0	D. Loville	11	103	9.4	44	2										
M. Brunell	3	4	1.3	5	0	V. Hebron	6	23	3.8	6	1										
						J. Elway	1	0	0.0	0	0										
TOTAL	14	50	3.6	14	1	TOTAL	49	310	6.3	59	5										
PASSING	ATT	CMP	YDS	TD	LG	IN	Rtg.	PASSING	ATT	CMP	YDS	TD	LG	IN	Rtg.						
M. Brunell	32	18	203	3/16	0	37	62.4	J. Elway	24	16	223	3/22	1	43	0						
TOTAL	32	18	203	3/16	0	37	62.4	TOTAL	24	16	223	3/22	1	43	0						
PASS RECEIVING	NO	YDS	AVG	LG	TD	PASS RECEIVING	NO	YDS	AVG	LG	TD										
K. McCardell	6	55	9.2	20	0	T. Davis	4	11	2.8	6	0										
J. Smith	6	55	9.2	16	0	R. Smith	3	99	33.0	43	1										
J. Stewart	3	46	15.3	26	0	E. McCaffrey	2	33	16.5	25	0										
D. Jones	1	37	37.0	37	0	W. Green	2	32	16.0	22	0										
P. Mitchell	1	7	7.0	7	0	S. Sharpe	2	29	14.5	23	0										
N. Means	1	3	3.0	3	0	H. Griffith	2	9	4.5	8	0										
						D. Loville	1	10	10.0	10	0										
TOTAL	18	203	12.7	37	0	TOTAL	16	223	13.9	43	1										
INTERCEPTIONS	NO	YDS	AVG	LG	TD	INTERCEPTIONS	NO	YDS	AVG	LG	TD										
	0	0	0.0	—	0	D. Gordon	1	0	0.0	0	0										
TOTAL	0	0	0.0	—	0	TOTAL	1	0	0.0	0	0										
PUNTING	NO	YDS	AVG	NET	TB	IN20	LG	PUNTING	NO	YDS	AVG	NET	TB	IN20	LG						
B. Barker	4	118	29.5	26.0	0	1	35	T. Rouen	2	99	49.5	47.0	0	1	53						
								(BLOCKED)	1	0	0.0	0.0	0	0	0						
TOTAL	4	118	29.5	26.0	0	1	35	TOTAL	3	99	33.0	31.3	0	1	53						
PUNT RETURNS	NO	YDS	AVG	FC	LG	TD	PUNT RETURNS	NO	YDS	AVG	FC	LG	TD								
R. Barlow	1	5	5.0	0	5	0	D. Gordon	1	14	14.0	0	14	0								
(DOWNED)	1	0	0.0	0	—	0	(DOWNED)	1	0	0.0	0	—	0								
							(OUT OF BOUNDS)	2	0	0.0	0	—	0								
RETURNS	1	5	5.0	0	5	0	RETURNS	1	14	14.0	0	14	0								
KICKOFF RETURNS	NO	YDS	AVG	FC	LG	TD	KICKOFF RETURNS	NO	YDS	AVG	FC	LG	TD								
R. Barlow	3	118	39.3	0	58	0	V. Hebron	3	87	29.0	0	51	0								
M. Logan	3	44	14.7	0	18	0	(TOUCHBACK)	1	0	0.0	0	—	0								
T. Hallock	1	6	6.0	0	6	0															
D. Jones	0	-2	-2.0	0	-2	0															
RETURNS	7	166	23.7	0	58	0	RETURNS	3	87	29.0	0	51	0								
Jacksonville Jaguars	Own	Yds	TD	Opp.	Yds	TD	Out	Denver Broncos	Own	Yds	TD	Opp.	Yds	TD	Out						
FUMBLES	Fum	Lost	Rec.	FF	Rec.	FF	Bnds	FUMBLES	Fum	Lost	Rec.	FF	Rec.	FF	Bnds						
C. Simmons	0	0	0	0	0	1	0	J. Elway	3	2	1	-10	0	0	0						
C. Hudson	0	0	0	0	1	0	0	A. Aldridge	0	0	0	0	0	1	0						
R. Wynn	0	0	0	0	0	1	0														
M. Brunell	1	1	0	0	0	0	0														
D. Thomas	0	0	0	0	0	1	0														
TOTAL	1	1	0	0	2	2	0	TOTAL	3	2	1	-10	0	1	0						

FINAL TEAM STATISTICS

	JAGUARS	BRONCOS		JAGUARS	BRONCOS
TOTAL FIRST DOWNS	14	28	PUNTS Number and Average	4-29.5	3-33
By Rushing	3	18	Had Blocked	0	1
By Passing	9	8	FGs - PATS Had Blocked	0-0	0-0
By Penalty	2	2	TOTAL RETURN YARDAGE (Not Including Kickoffs)	5	14
THIRD DOWN EFFICIENCY	3-10-30%	12-16-75%	No. and Yards Punt Returns	1-5	1-14
FOURTH DOWN EFFICIENCY	0-1-0%	1-1-100%	No. and Yards Kickoff Returns	7-166	3-87
TOTAL NET YARDS	237	511	No. and Yards Interception Returns	0-0	1-0
Total Offensive Plays (inc. times thrown passing)	49	76	PENALTIES Number and Yards	9-54	9-94
Average gain per offensive play	4.8	6.7	FUMBLES Number and Lost	1-1	3-2
NET YARDS RUSHING	50	310	TOUCHDOWNS	3	6
Total Rushing Plays	14	49	Rushing	1	5
Average gain per rushing play	3.6	6.3	Passing	0	1
NET YARDS PASSING	187	201	Other (Blocked Kicks, etc.)	2	0
Times thrown - yards lost attempting to pass	3-16	3-22	EXTRA POINTS Made-Attempts	2-2	6-6
Gross yards passing	203	223	Kicking Made-Attempts	2-2	6-6
PASS ATTEMPTS-COMPLETIONS-HAD INTERCEPTED	32-18-1	24-16-0	FIELD GOALS Made-Attempts	1-1	0-0
Average gain per pass play (inc. # thrown passing)	5.3	7.4	SAFETIES	0	0
KICKOFFS Number-In End Zone-Touchbacks	4-1-1	7-0-0	FINAL SCORE	17	42
			TIME OF POSSESSION	19:01	40:59

BRONCOS DEFENSIVE STATISTICS

(based on unofficial press box statistics)																	
PLAYER	UT	A	TT	S-YDS	I-YDS	PD	FF	FR	PLAYER	UT	A	TT	S-YDS	I-YDS	PD	FF	FR
J. Mobley	4	2	6	0-0	0-0	0	0	0	R. Crockett	1	0	1	0-0	0-0	0	0	0
D. Gordon	5	0	5	1-8	1-0	4	0	0	T. Pryce	1	0	1	1-0	0-0	0	0	0
B. Romanowski	3	1	4	0-0	0-0	0	0	0	A. Williams	1	0	1	0-0	0-0	0	0	0
K. Traylor	3	1	4	0-0	0-0	1	0	0	H. Hasselbach	0	1	1	0-0	0-0	0	0	0
N. Smith	2	1	3	0-0	0-0	1	0	0	K. Burns	0	0	0	0-0	0-0	0	0	0
G. Cadrez	2	0	2	0-0	0-0	0	0	0	D. Johnson	0	0	0	0-0	0-0	0	0	0
M. Tanuvasa	1	1	2	1-8	0-0	0	0	0	M. Lodish	0	0	0	0-0	0-0	0	0	0
S. Atwater	0	2	2	0-0	0-0	2	0	0	T. McKyer	0	0	0	0-0	0-0	0	0	0
A. Aldridge	1	0	1	0-0	0-0	0	1	0	T. Veland	0	0	0	0-0	0-0	0	0	0
T. Braxton	1	0	1	0-0	0-0	0	0	0	TEAM TOTALS	25	9	34	3-16	1-0	9	1	0



Jacksonville 30, Denver 27

Saturday, Jan. 4, 1997 • 2:05 p.m. MST • Mile High Stadium • Denver

WEATHER: Sunny, 46°, Wind NW 15 mph • ATTENDANCE: 75,678 • TIME: 3:02

1996 AFC Divisional Playoff Game

The Denver Broncos' most successful season since 1991 came to a surprising end at the hands of the Jacksonville Jaguars with a 30-27 loss in an AFC Divisional Playoff Game in front of 75,678 stunned fans at Mile High Stadium.

The loss was Denver's first of the season at home and only its second ever at home in the postseason.

The contest began on a promising note for the Broncos as they scored on two of their first three possessions to take a 12-0 lead into the second quarter. First, Vaughn Hebronn scored his first-ever postseason touchdown on a 1-yard plunge on fourth down. During that drive, Terrell Davis set a franchise record for the longest postseason run with a 47-yard scamper. On Denver's next possession, Shannon Sharpe hauled in an 18-yard touchdown from John Elway to produce the 12-point lead.

The Jaguars proceeded to score on five unanswered possessions (three field goals and two touchdowns) to take a 23-12 lead at the 10:51 mark of the fourth quarter.

The Broncos responded with a 9-play, 57-yard drive that was capped by a 2-yard touchdown run by Davis, who then tacked on the two-point conversion himself to cut the deficit to 3, 23-20. But then Mark Brunell connected with Jimmy Smith for a touchdown on a critical third-and-5 play at the Broncos' 16-yard line with 3:39 remaining in the game to restore a 10-point advantage.

The Broncos again pulled to within three points when Elway found Ed McCaffrey in the end zone for a 15-yard touchdown with 1:50 left, but Denver's magic ran out as the Jaguars held on for the 30-27 win.

During the contest, Elway, who played in his franchise-record 15th postseason game, passed Terry Bradshaw for fourth place on the all-time NFL postseason list for pass attempts. He finished the day with 226 yards on 25-of-38 passing with two touchdowns. Davis gained 91 yards on the ground with one touchdown and safety Tyrone Braxton led the Broncos with 11 tackles on defense, but those efforts were not enough to overcome Jacksonville's onslaught.

Natrone Means, who led Jacksonville's 203-yard rushing attack, totaled 140 yards on 21 carries (6.7 avg.). Brunell added 44 more yards on seven rushes and completed 18-of-29 (62.1%) passes for 245 yards with two touchdowns for the Jaguars, who posted 443 yards of total offense.

OFFICIALS:

Referee — Red Cashion (43); **Umpire** — Art Demmas (78); **Line Judge** — Byron Boston (18); **Side Judge** — Laird Hayes (125); **Head Linesman** — Sid Semon (109); **Back Judge** — Tim Mills (80); **Field Judge** — John Robison (46).

DENVER BRONCOS

OFFENSE

WR 83 A. Miller
LT 65 G. Zimmermann
LG 69 M. Schlereth
C 66 T. Nalen
RG 75 B. Habib
RT 76 B. Thompson
TE 84 S. Sharpe
WR 87 E. McCaffrey
QB 7 J. Elway
HB 30 T. Davis
FB 29 A. Craver

DEFENSE

LE 90 D. Williams
LT 97 M. Lodish
RT 95 M. Perry
RE 91 A. Williams
WLB 51 J. Mobley
MLB 57 A. Aldridge
SLB 53 B. Romanowski
LCB 39 R. Crockett
RCB 48 L. Washington
FS 27 S. Atwater
SS 34 T. Braxton

BRONCOS SUBSTITUTIONS: K 1 J. Elam, P 16 T. Rouen, CB 20 T. James, CB 21 R. Hilliard, RB 22 V. Hebronn, CB 25 D. Johnson, S 31 R. Jones, S 37 T. Hauck, RB 38 R. Rivers, LB 56 K. Burns, LB 59 G. Cadrez, T 70 J. Brown, DT 79 J. Geathers, WR 80 R. Smith, WR 82 P. Jeffers, TE 86 B. Chamberlain, WR 88 M. Sherrard, TE 89 D. Carswell, DE 94 J. Robinson, DE 96 H. Hasselbach, DT 98 M. Tanuvasa. **DID NOT PLAY:** QB 8 J. Lewis, G 63 D. Diaz-Infante. **INACTIVE:** QB 11 T. Rubeley, FB 42 D. Smith, LB 54 B. Hager, G 64 R. Tamm, DT 67 M. Campbell, T/G 68 R. McElroy, DT 72 E. Jones, WR 81 T. Kinchen.

JACKSONVILLE JAGUARS

OFFENSE

WR 82 J. Smith
LT 71 T. Boselli
LG 62 B. Coleman
C 79 D. Widell
RG 76 R. Tylski
RT 72 L. Searcy
TE 86 D. Brown
WR 87 K. McCardell
QB 8 M. Brunell
RB 20 N. Means
FB 35 L. Maston

DEFENSE

LE 56 J. Lageman
LT 92 D. Davey
RT 64 J. Jurkovic
RE 96 C. Simmons
SLB 51 K. Hardy
MLB 55 T. McManus
WLB 50 E. Robinson
LCB 21 A. Beasley
RCB 25 M. Washington
SS 28 D. Hall
FS 37 C. Hudson

JAGUARS SUBSTITUTIONS: K 1 M. Hollis, P 4 B. Barker, CB 22 B. Brooks, RB 23 R. Jordan, FS 30 D. Studstill, RB 33 J. Stewart, CB 40 R. Massey, CB 42 R. Bell, FS 45 T. Davis, LB 52 B. Boyer, LB 57 J. Kopp, C 63 M. Cheever, G 73 B. DeMarco, WR 80 W. Jackson, TE 82 P. Mitchell, WR 84 R. Barlow, TE 85 R. Griffith, WR 88 K. Bullard, DE 90 T. Brackens, DE 91 P. Frase, DT 94 K. Pritchett. **DID NOT PLAY:** QB 11 R. Johnson, C/T 87 J. Novak. **INACTIVE:** QB 5 T. Philcox, LB 54 T. Hallock, C/G 66 G. Huntington, T 74 J. Herndon, FB 81 C. Griffin, WR 89 C. Marsh, DE 93 E. Logan, DE 98 J. White.

		1	2	3	4	OT	TOTAL	FIELD GOALS (made () & missed)	
VISITOR	Jacksonville Jaguars	0	13	7	10	—	30	M. Hollis	(46) (42) (22)
HOME	Denver Broncos	12	0	0	15	—	27		

Team	Qtr	Clock Time	PLAY DESCRIPTION (Extra Point) (Drive Info)	SCORE Visitor	Home
BRONCOS	1	6:22	V. Hebronn 1 yd. run (No good, blocked) (6-50, 2:58)	0	6
BRONCOS	1	0:33	S. Sharpe 18 yd. pass from J. Elway (2-pt. Att. Failed) (7-64, 3:52)	0	12
JAGUARS	2	11:15	M. Hollis 46 yd. Field Goal (10-50, 4:18)	3	12
JAGUARS	2	2:58	N. Means 8 yd. run (M. Hollis, kick) (10-80, 5:21)	10	12
JAGUARS	2	0:10	M. Hollis 42 yd. Field Goal (5-65, 0:47)	13	12
JAGUARS	3	8:51	K. McCardell 31 yd. pass from M. Brunell (M. Hollis, kick) (7-75, 3:18)	20	12
JAGUARS	4	10:51	M. Hollis 22 yd. Field Goal (17-88, 8:32)	23	12
BRONCOS	4	7:37	T. Davis 2 yd. run (T. Davis, run) (9-57, 3:14)	23	20
JAGUARS	4	3:39	J. Smith 16 yd. pass from M. Brunell (M. Hollis, kick) (9-74, 3:58)	30	20
BRONCOS	4	1:50	E. McCaffrey 15 yd. pass from J. Elway (J. Elam, kick) (8-80, 1:49)	30	27

FINAL INDIVIDUAL STATISTICS																										
Jacksonville Jaguars										Denver Broncos																
RUSHING	ATT	YDS	AVG	LG	TD					RUSHING	ATT	YDS	AVG	LG	TD											
N. Means	21	140	6.7	21	1					T. Davis	14	91	6.5	47	1											
M. Brunell	7	44	6.3	29	0					J. Elway	5	30	6.0	19	0											
J. Stewart	8	19	2.4	5	0					V. Hebron	2	5	2.5	4	1											
TOTAL	36	203	5.6	29	1					TOTAL	21	126	6.0	47	1											
PASSING	ATT	CMP	YDS	TKD/ YD	TD	LG	IN	Rtg.	PASSING	ATT	CMP	YDS	TKD/ YD	TD	LG	IN	Rtg.									
M. Brunell	29	18	245	2/5	2	44	0	112.0	J. Elway	38	25	226	1/1	2	18	0	99.2									
TOTAL	29	18	245	2/5	2	44	0	112.0	TOTAL	38	25	226	1/1	2	18	0	99.2									
PASS RECEIVING			NO	YDS	AVG	LG	TD					PASS RECEIVING			NO	YDS	AVG	LG	TD							
K. McCardell			5	59	11.8	31	1					T. Davis			7	24	3.4	6	0							
N. Means			4	46	11.5	29	0					A. Miller			5	67	13.4	18	0							
J. Smith			3	71	23.7	44	1					E. McCaffrey			5	54	10.8	15	1							
W. Jackson			3	35	11.7	19	0					A. Craver			3	17	5.7	7	0							
P. Mitchell			2	9	4.5	8	0					S. Sharpe			2	31	15.5	18	1							
J. Stewart			1	25	25.0	25	0					D. Carswell			2	18	9.0	10	0							
												R. Smith			1	15	15.0	15	0							
TOTAL			18	245	13.6	44	2					TOTAL			25	226	9.0	18	2							
INTERCEPTIONS			NO	YDS	AVG	LG	TD					INTERCEPTIONS			NO	YDS	AVG	LG	TD							
TOTAL			0	0	0.0	—	0					TOTAL			0	0	0.0	—	0							
PUNTING	NO	YDS	AVG	NET	TB	IN20	LG					PUNTING	NO	YDS	AVG	NET	TB	IN20	LG							
B. Barker	3	119	39.7	35.7	0	0	49					T. Rouen	5	213	42.6	38.0	1	3	52							
TOTAL	3	119	39.7	35.7	0	0	49					TOTAL	5	213	42.6	38.0	1	3	52							
PUNT RETURNS	NO	YDS	AVG	FC	LG	TD					PUNT RETURNS	NO	YDS	AVG	FC	LG	TD									
C. Hudson	1	3	3.0	2	3	0					R. Smith	2	12	6.0	0	6	0									
(DOWNED)	1	0	0.0	0	—	0					(OUT OF BOUNDS)	1	0	0.0	0	—	0									
(TOUCHBACK)	1	0	0.0	0	—	0																				
RETURNS	1	3	3.0	2	3	0					RETURNS	2	12	6.0	0	6	0									
KICKOFF RETURNS	NO	YDS	AVG	FC	LG	TD					KICKOFF RETURNS	NO	YDS	AVG	FC	LG	TD									
B. Brooks	4	75	18.8	0	29	0					V. Hebron	3	85	28.3	0	38	0									
											B. Chamberlain	1	15	15.0	0	15	0									
											K. Burns	1	14	14.0	0	14	0									
											P. Jeffers	1	9	9.0	0	9	0									
											(TOUCHBACK)	1	0	0.0	0	—	0									
RETURNS	4	75	18.8	0	29	0					RETURNS	6	123	20.5	0	38	0									
Jacksonville Jaguars	Own					Opp.			Out	Denver Broncos										Own			Opp.			Out
FUMBLES	Fum	Lost	Rec.	Yds	TD	FF	Rec.	Yds	TD	Bnds	FUMBLES	Fum	Lost	Rec.	Yds	TD	FF	Rec.	Yds	TD	Bnds					
T. McManus	0	0	0	0	0	1	0	0	0	0	D. Carswell	1	0	1	0	0	0	0	0	0	0					
TOTAL	0	0	0	0	0	1	0	0	0	0	TOTAL	1	0	1	0	0	0	0	0	0	0					

FINAL TEAM STATISTICS													
	JAGUARS			BRONCOS				JAGUARS			BRONCOS		
TOTAL FIRST DOWNS	22			21			FGs – PATs Had Blocked	0-0			0-1		
By Rushing	9			7			TOTAL RETURN YARDAGE (Not Including Kickoffs)	3			12		
By Passing	11			13			No. and Yards Punt Returns	1-3			2-12		
By Penalty	2			1			No. and Yards Kickoff Returns	4-75			6-123		
THIRD DOWN EFFICIENCY	8-15-53%			6-12-50%			No. and Yards Interception Returns	0-0			0-0		
FOURTH DOWN EFFICIENCY	0-0-0%			1-1-100%			PENALTIES Number and Yards	3-18			8-64		
TOTAL NET YARDS	443			351			FUMBLES Number and Lost	0-0			1-0		
Total Offensive Plays (inc. times thrown passing)	67			60			TOUCHDOWNS	3			4		
Average gain per offensive play	6.6			5.9			Rushing	1			2		
NET YARDS RUSHING	203			126			Passing	2			2		
Total Rushing Plays	36			21			EXTRA POINTS Made-Attempts	3-3			2-4		
Average gain per rushing play	5.6			6.0			Kicking Made-Attempts	3-3			1-2		
NET YARDS PASSING	240			225			Rushing Made-Attempts	0-0			1-1		
Times thrown – yards lost attempting to pass	2-5			1-1			Passing Made-Attempts	6-0			3-1		
Gross yards passing	245			226			FIELD GOALS Made-Attempts	3-3			0-0		
PASS ATTEMPTS-COMPLETIONS-HAD INTERCEPTED	29-18-0			38-25-0			SAFETIES	0			0		
Average gain per pass play (inc. # thrown passing)	7.7			5.8			FINAL SCORE	30			27		
KICKOFFS Number-In End Zone-Touchbacks	7-1-1			5-2-0			TIME OF POSSESSION	32:24			27:36		
PUNTS Number and Average	3-39.7			5-42.6									
Had Blocked	0			0									

BRONCOS DEFENSIVE STATISTICS																	
(based on unofficial press box statistics)																	
PLAYER	UT	A	TT	S-YDS	I-YDS	PD	FF	FR	PLAYER	UT	A	TT	S-YDS	I-YDS	PD	FF	FR
T. Braxton	10	1	11	0-0	0-0	0	0	0	M. Lodish	2	0	2	0-0	0-0	0	0	0
J. Mobley	6	2	8	0-0	0-0	1	0	0	B. Romanowski	2	0	2	0-0	0-0	0	0	0
S. Atwater	6	0	6	0-0	0-0	0	0	0	H. Hasselbach	1	0	1	0-0	0-0	0	0	0
A. Aldridge	5	1	6	1-4	0-0	1	0	0	R. Hilliard	1	0	1	0-0	0-0	0	0	0
M. Perry	4	1	5	0-0	0-0	0	0	0	M. Tanuvasa	1	0	1	0-0	0-0	0	0	0
D. Williams	2	2	4	1-1	0-0	1	0	0	A. Williams	1	0	1	0-0	0-0	2	0	0
R. Crockett	2	0	2	0-0	0-0	1	0	0	K. Burns	0	0	0	0-0	0-0	0	0	0
T. Hauck	2	0	2	0-0	0-0	0	0	0	TEAM TOTALS	47	7	54	2-5	0-0	6	0	0
T. James	2	0	2	0-0	0-0	0	0	0									



L.A. Raiders 42, Denver 24

Sunday, Jan. 9, 1994 • 1 p.m. PST • Los Angeles Coliseum • Los Angeles

WEATHER: Sunny, 76°, Wind 0 mph • ATTENDANCE: 65,314 • TIME: 3:36

1993 AFC Wild Card Game

Facing the Los Angeles Raiders for the second time in as many weeks, the Denver Broncos saw the Raiders pull away from a 21-21 halftime tie en route to a 42-24 win in an AFC Wild Card Game in front of 65,314 fans at the Los Angeles Coliseum.

Denver quarterback John Elway completed 29-of-47 passes (61.7%) for 302 yards with three touchdowns and one interception while tight end Shannon Sharpe hauled in a game-high 13 receptions for 156 yards (12.0 avg.) with one touchdown.

The Raiders struck first on a 7-play, 80-yard drive that was capped with a 9-yard touchdown pass from quarterback Jeff Hostetler to tight end Ethan Horton at 9:17 of the first quarter.

Elway and the Broncos responded with a scoring drive of their own, going 65 yards in seven plays with Elway finding Sharpe for a 23-yard touchdown. The Raiders bounced back with a 65-yard touchdown pass to wide receiver Tim Brown to take a 14-7 lead at 2:25 of the first quarter. The Broncos responded by driving 80 yards in 12 plays, setting up a 16-yard touchdown toss from Elway to tight end Reggie Johnson to tie the score. Hostetler continued to be red hot on the Raiders' next possession, throwing a 54-yard touchdown pass to wide receiver James Jett for a 21-14 lead at 7:28 of the second quarter.

On the Broncos' final drive of the half, the offense chewed up nearly seven minutes and went 77 yards to tie the score at 21 on wide receiver Derek Russell's 6-yard touchdown reception. Elway showed his ability to create plays for the offense, completing passes to six different receivers and taking off on two rushes of his own during the drive.

The two teams combined for nearly 500 yards of total offense by halftime, but only the Raiders continued that pace in the second half. After receiving the opening kickoff, the Broncos failed to move the ball on their first three possessions, giving the Raiders great field position after three punts that averaged 30 yards. The Raiders took advantage of the field position, converting two of those possessions into touchdowns on drives of three and five plays, respectively, to take a commanding 35-21 lead at 4:27 of the third quarter.

The Broncos made a dent in the score at the beginning of the fourth period on a 33-yard field goal by Jason Elam at 12:36. The Raiders responded to that with a 10-play, 76-yard drive that was capped by Napoleon McCallum's third touchdown of the game from one yard out at 6:43 to mark the final points scored on the afternoon.

OFFICIALS:

Referee — Bob McElwee (95); Umpire — Al Conway (27); Line Judge — Tom Barnes (55); Side Judge — Don Wedge (28); Head Linesman — Aaron Pointer (79); Back Judge — Bill Lovett (98); Field Judge — Don Hakes (96).

DENVER BRONCOS

OFFENSE

WR 88 J. Evans
LT 65 G. Zimmerman
LG 79 D. Widell
C 72 K. Kartz
RG 75 B. Habib
RT 68 R. Freeman
TE 89 R. Johnson
WR 87 C. Tillman
QB 7 J. Elway
RB 39 R. Delpino
TE 84 S. Sharpe

DEFENSE

LE 99 S. Dronett
NT 71 G. Kragen
RE 91 W. Oshodin
MLB 51 M. Croel
LILB 77 K. Mecklenburg
MLB 57 D. Wyman
ROLB 73 S. Fletcher
LCB 34 T. Braxton
RCB 23 R. Bradford
SS 49 D. Smith
FS 27 S. Atwater

BRONCOS SUBSTITUTIONS: K 1 J. Elam, QB 8 T. Maddox, P 16 T. Rouen, CB 21 L. Lang, RB 22 G. Milburn, S 31 R. Jones, CB 36 F. Robinson, FB 37 A. Lynn, RB 38 R. Rivers, S 40 D. Hall, WR 42 K. Taylor, CB 47 D. Pool, LB 54 M. Donahue, LB 58 E. Alexander, LB 59 T. Lucas, G 64 J. Melander, G 76 K. Scraftford, T 78 D. Maggs, WR 80 T. Kimbrough, WR 85 D. Russell, WR 86 A. Marshall, DE 94 J. Robinson, DT 97 D. Drozdov. **INACTIVE:** 30B 12 S. Moore, CB 29 C. Dimry, LB 52 J. Mills, C 61 B. Meeks, WR 81 B. Rose, WR 83 M. Bonner, DE 90 D. Williams, DT 95 A. Taylor.

LOS ANGELES RAIDERS

OFFENSE

WR 89 A. Wright
LT 71 G. Perry
LG 76 S. Wisniewski
C 72 D. Mosebar
RG 65 M. Montoya
RT 68 B. Wilkerson
TE 88 E. Horton
WR 81 T. Brown
QB 15 J. Hostetler
RB 41 N. McCallum
RB 21 R. Montgomery

DEFENSE

LE 75 H. Long
LT 91 C. McGlockton
RT 74 N. Harrison
RE 93 G. Townsend
MLB 51 A. Wallace
MLB 57 J. Kelly
RLB 99 W. Moss
LCB 36 T. McDaniel
RCB 48 L. Washington
SS 20 D. Hoskins
FS 33 E. Anderson

RAIDERS SUBSTITUTIONS: P 7 J. Gossett, K 18 J. Jaeger, RB 23 R. Jordan, S 25 D. Land, S 31 R. Dixon, RB 35 S. Smith, RB 38 N. Bell, RB 39 K. Smith, LB 45 D. Fulcher, CB 46 T. Dorn, LB 52 M. Jones, LB 54 G. Biekert, DE 56 A. Bruce, G 64 T. Peat, C 67 D. Turk, G 77 R. Stephens, WR 80 D. Hobbs, WR 82 J. Jett, WR 83 W. Gault, TE 84 J. Duff, DE 94 A. Smith, DT 97 W. Broughton. **DID NOT PLAY:** QB 11 V. Evans. **INACTIVE:** 30B 12 B. J. Hobert, RB 28 G. Robinson, S 29 P. Bates, CB 37 J. Trapp, T 78 G. Skrepenak, T 79 K. Lanier, WR 86 R. Ismail, DT 92 F. Collons.

		1	2	3	4	OT	TOTAL
VISITOR	Denver Broncos	7	14	0	3	—	24
HOME	Los Angeles Raiders	14	7	14	7	—	42

FIELD GOALS (made () & missed)	
J. Elam	(33)

Team	Qtr	Clock Time	PLAY DESCRIPTION (Extra Point) (Drive Info)	SCORE	
				Visitor	Home
RAIDERS	1	9:17	E. Horton 9 yd. pass from J. Hostetler (J. Jaeger, kick) (7-80, 3:18)	0	7
BRONCOS	1	6:12	S. Sharpe 23 yd. pass from J. Elway (J. Elam, kick) (7-65, 3:05)	7	7
RAIDERS	1	2:25	T. Brown 65 yd. pass from J. Hostetler (J. Jaeger, kick) (6-78, 3:47)	7	14
BRONCOS	2	10:06	R. Johnson 16 yd. pass from J. Elway (J. Elam, kick) (12-80, 7:19)	14	14
RAIDERS	2	7:28	J. Jett 54 yd. pass from J. Hostetler (J. Jaeger, kick) (5-84, 2:38)	14	21
BRONCOS	2	0:32	D. Russell 6 yd. pass from J. Elway (J. Elam, kick) (13-77, 6:56)	21	21
RAIDERS	3	8:08	N. McCallum 26 yd. run (J. Jaeger, kick) (3-35, 1:25)	21	28
RAIDERS	3	4:27	N. McCallum 2 yd. run (J. Jaeger, kick) (5-52, 2:31)	21	35
BRONCOS	4	12:36	J. Elam 33 yd. Field Goal (8-63, 2:32)	24	35
RAIDERS	4	6:43	N. McCallum 1 yd. run (J. Jaeger, kick) (10-76, 5:53)	24	42

FINAL INDIVIDUAL STATISTICS

Denver Broncos										Los Angeles Raiders												
RUSHING	ATT	YDS	AVG	LG	TD					RUSHING	ATT	YDS	AVG	LG	TD							
R. Delpino	9	32	3.6	16	0					N. McCallum	13	81	6.2	26	3							
J. Elway	5	23	4.6	6	0					T. Montgomery	15	50	3.3	15	0							
R. Rivers	1	2	2.0	2	0					J. Hostettler	4	5	1.3	4	0							
T. Maddox	1	1	1.0	1	0																	
G. Milburn	2	-2	-1.0	1	0																	
TOTAL	18	56	3.1	16	0					TOTAL	32	136	4.3	26	3							
PASSING	ATT	CMP	YDS	TKD/YD	TD	LG	IN	Rtg.					PASSING	ATT	CMP	YDS	TKD/YD	TD	LG	IN	Rtg.	
J. Elway	47	29	302	1/5	3	25	1	92.7					J. Hostettler	19	13	294	2/3	3	65	0	150.8	
T. Maddox	7	3	34	0/0	0	13	0	58.0														
TOTAL	54	32	336	1/5	3	25	1	88.2					TOTAL	19	13	294	2/3	3	65	0	150.8	
PASS RECEIVING			NO	YDS	AVG	LG	TD					PASS RECEIVING			NO	YDS	AVG	LG	TD			
S. Sharpe			13	156	12.0	23	1					J. Jett			3	111	37.0	54	1			
A. Marshall			5	69	13.8	20	0					T. Brown			3	86	28.7	65	1			
G. Milburn			5	8	1.6	6	0					E. Horton			3	45	15.0	33	1			
D. Russell			2	31	15.5	25	1					T. Montgomery			3	29	9.7	18	0			
C. Tillman			2	25	12.5	16	0					A. Wright			1	23	23.0	23	0			
R. Johnson			2	19	9.5	16	1															
K. Taylor			1	13	13.0	13	0															
R. Rivers			1	8	8.0	8	0															
J. Evans			1	7	7.0	7	0															
TOTAL			32	336	10.5	25	3					TOTAL			13	294	22.6	65	3			
INTERCEPTIONS			NO	YDS	AVG	LG	TD					INTERCEPTIONS			NO	YDS	AVG	LG	TD			
												T. Dorn			1	1	1.0	1	0			
TOTAL			0	0	0.0	—	0					TOTAL			1	1	1.0	1	0			
PUNTING	NO	YDS	AVG	NET	TB	IN20	LG			PUNTING	NO	YDS	AVG	NET	TB	IN20	LG					
T. Rouen	4	135	33.8	28.8	1	0	45			J. Gossett	4	170	42.5	33.0	0	1	50					
TOTAL	4	135	33.8	28.8	1	0	45			TOTAL	4	170	42.5	33.0	0	1	50					
PUNT RETURNS	NO	YDS	AVG	FC	LG	TD			PUNT RETURNS	NO	YDS	AVG	FC	LG	TD							
G. Milburn	3	38	12.7	0	18	0			(DOWNED)	1	0	0.0	0	—	0							
(DOWNED)	1	0	0.0	0	—	0			(OUT OF BOUNDS)	2	0	0.0	0	—	0							
									(TOUCHBACK)	1	0	0.0	0	—	0							
RETURNS	3	38	12.7	0	18	0			RETURNS	0	0	0.0	0	—	0							
KICKOFF RETURNS	NO	YDS	AVG	FC	LG	TD			KICKOFF RETURNS	NO	YDS	AVG	FC	LG	TD							
G. Milburn	6	85	14.2	0	21	0			W. Gault	4	55	13.8	0	20	0							
(OUT OF BOUNDS)	1	0	0.0	0	—	0			(TOUCHBACK)	1	0	0.0	0	—	0							
RETURNS	6	85	14.2	0	21	0			RETURNS	4	55	13.8	0	20	0							
Denver Broncos	Own				Opp.						Own				Opp.				Out			
FUMBLES	Fum	Lost	Rec.	Yds	TD	FF	Rec.	Yds	TD	Bnds	F.A. Fumbles	Fum	Lost	Rec.	Yds	TD	FF	Rec.	Yds	TD	Bnds	
J. Elway	1	0	0	0	0	0	0	0	0	0	A. Smith	0	0	0	0	0	1	0	0	0	0	
K. Kartz	0	0	1	0	0	0	0	0	0	0												
T. Maddox	1	0	1	0	0	0	0	0	0	0												
TOTAL	2	0	2	0	0	0	0	0	0	0	TOTAL	0	0	0	0	0	1	0	0	0	0	

FINAL TEAM STATISTICS

	BRONCOS		RAIDERS			BRONCOS		RAIDERS	
TOTAL FIRST DOWNS	26	19			PUNTS Number and Average	4-33.8	4-42.5		
By Rushing	4	6			Had Blocked	0	0		
By Passing	18	10			FGs – PATs Had Blocked	0-0	0-0		
By Penalty	4	3			TOTAL RETURN YARDAGE (Not Including Kickoffs)	38	1		
THIRD DOWN EFFICIENCY	4-14-29%	5-9-56%			No. and Yards Punt Returns	3-38	0-0		
FOURTH DOWN EFFICIENCY	2-4-50%	0-0-0%			No. and Yards Kickoff Returns	6-85	4-55		
TOTAL NET YARDS	387	427			No. and Yards Interception Returns	0-0	1-1		
Total Offensive Plays (inc. times thrown passing)	73	53			PENALTIES Number and Yards	10-97	17-130		
Average gain per offensive play	5.3	8.1			FUMBLES Number and Lost	2-0	0-0		
NET YARDS RUSHING	56	136			TOUCHDOWNS	3	6		
Total Rushing Plays	18	32			Rushing	0	3		
Average gain per rushing play	3.1	4.3			Passing	3	3		
NET YARDS PASSING	331	291			EXTRA POINTS Made-Attempts	3-3	6-6		
Times thrown – yards lost attempting to pass	1-5	2-3			FIELD GOALS Made-Attempts	1-1	0-0		
Gross yards passing	336	294			SAFETIES	0	0		
PASS ATTEMPTS-COMPLETIONS-HAD INTERCEPTED	54-32-1	19-13-0			FINAL SCORE	24	42		
Average gain per pass play (inc. # thrown passing)	6.0	13.9			TIME OF POSSESSION	31:09	28:51		
KICKOFFS Number-In End Zone-Touchbacks	5-1-1	7-0-0							



Buffalo 10, Denver 7

Sunday, Jan. 12, 1992 • 12:35 p.m. EST • Rich Stadium • Orchard Park, N.Y.

WEATHER: Sunny, 42°, Wind SSW 15 mph • ATTENDANCE: 80,272 • TIME: 2:59

1991 AFC Championship Game

The Broncos were denied their fifth AFC Championship, losing 10-7 to the Bills before 80,272 fans at Rich Stadium. Denver's defense shut down the high-powered Buffalo offense, limiting it to just 213 total yards and only 12 first downs, but the Broncos' offense failed to capitalize on several first-half opportunities.

Both teams struggled to find their offenses in the first two quarters, and the game was scoreless at halftime. Buffalo punted on its first two drives of the contest after a total net gain of negative two yards and had its third drive end when nose tackle Greg Kragen tipped and then intercepted a pass on the Buffalo 29. But Denver could not take advantage as David Treadwell's 47-yard field goal attempt sailed wide left. After the Broncos halted another Buffalo drive, Treadwell missed a 42-yard field goal attempt.

Once again, the Bills punted after failing to get a first down, and a 10-yard punt return by Vance Johnson set Denver up on the 50. On first down, quarterback John Elway threw a middle screen to running back Steve Sewell, who gained 26 yards to the Buffalo 24. The Broncos could move no closer than the 20, and Treadwell's 37-yard field goal attempt was wide right to end the last scoring threat of the first half.

The Bills' second drive of the third quarter began at their 20, and 11 plays later, they faced a third-and-7 on Denver's 26. Quarterback Jim Kelly's pass to James Lofton was intercepted by cornerback Tyrone Braxton and returned to the Denver 19. On second-and-10, Elway attempted another middle screen to Sewell, but linebacker Carlton Bailey picked off the pass and ran 11 yards for a touchdown and a 7-0 Buffalo lead.

The Broncos' first possession of the fourth quarter began with Gary Kubiak at quarterback after Elway left the game with an injured thigh muscle. Kubiak drove Denver from its 21 to the Buffalo 23, but the Broncos failed to convert a fourth-down attempt. The Bills then drove 50 yards in nine plays to score on a 44-yard field goal by Scott Norwood. Now down 10-0, Kubiak engineered a frantic drive in which Denver covered 85 yards in eight plays, and he scored on a 3-yard quarterback draw to pull Denver within 3 points, 10-7, with less than two minutes to play.

The ensuing onside kickoff was recovered by the Broncos' Steve Atwater, and Denver began its last-chance drive on its 49 with 1:43 left on the clock and two timeouts. On first down, Kubiak hit Sewell for seven yards, but cornerback Kirby Jackson stripped the ball away and recovered it on the Buffalo 44. The Broncos' defense forced the Bills to punt, but Denver could only reach the 50 as time ran out.

OFFICIALS:

Referee — Dale Hamer (104); Umpire — Al Conway (27); Line Judge — Bill Reynolds (53); Side Judge — Doug Toole (4); Head Linesman — Sid Semon (109); Back Judge — Al Jury (106); Field Judge — Don Hakes (96).

DENVER BRONCOS

OFFENSE

WR 83 M. Young
LT 62 J. Davidson
LG 63 S. Farrell
C 79 Da. Widell
RG 67 Do. Widell
RT 76 K. Lanier
WR 81 S. Sharpe
WR 85 D. Russell
QB 7 J. Elway
RB 28 G. Green
WR 82 V. Johnson

DEFENSE

LE 91 W. Powers
NT 71 G. Kragen
RE 90 R. Holmes
LOLB 73 S. Fletcher
LILB 56 M. Brooks
RILB 77 K. Mecklenburg
ROLB 51 M. Croel
LCB 34 T. Braxton
RCB 24 W. Henderson
SS 49 D. Smith
FS 27 S. Atwater

BRONCOS SUBSTITUTIONS: P 2 M. Horan, QB 8 G. Kubiak, K 9 D. Treadwell, CB 21 L. Lang, S 22 A. Montgomery, CB 29 C. Dimry, RB 30 S. Sewell, RB 38 R. Rivers, RB 41 G. Lewis, S 48 R. Robbins, LB 54 K. Traylor, LB 59 T. Lucas, T/C 60 N. Subis, G 68 C. Ker, DE 70 B. Sochia, C 72 K. Kartz, T 74 H. Salem, WR 80 M. Jackson, WR 84 R. Nattiel, TE 88 C. Kay, DE 96 K. Walker. **DID NOT PLAY:** LB 52 J. Mills, TE 89 R. Johnson. **INACTIVE:** 3QB 12 S. Moore, RB 26 B. Humphrey.

BUFFALO BILLS

OFFENSE

WR 80 J. Lofton
LT 69 W. Wolford
LG 51 J. Richter
C 67 K. Hull
RG 59 M. Frerotte
RT 75 H. Ballard
TE 84 K. McKeller
WR 83 A. Reed
QB 12 J. Kelly
RB 34 T. Thomas
WR 82 D. Beebe

DEFENSE

LE 96 L. Seals
NT 91 J. Wright
RE 78 B. Smith
LOLB 97 C. Bennett
LILB 58 S. Conlan
RILB 54 C. Bailey
ROLB 56 D. Talley
LCB 47 K. Jackson
RCB 37 N. Odomes
SS 46 L. Smith
FS 38 M. Kelso

BILLS SUBSTITUTIONS: K 5 B. Daluiso, P 9 C. Mohr, K 11 S. Norwood, QB 14 F. Reich, S 20 H. Jones, RB 23 K. Davis, CB 27 C. Hicks, CB 31 J. Williams, RB 35 C. Gardner, SS 45 D. Drane, LB 50 R. Bentley, LB 53 M. Patton, C 63 A. Lingner, NT 73 M. Lodish, WR 85 A. Edwards, TE 87 B. Rolfe, TE 88 P. Metzelaars, WR 89 S. Tasker, DE 90 P. Hansen, DE 94 M. Pike, LB 99 G. Garner. **DID NOT PLAY:** OL 64 M. Brennan, T 79 J. Staysnicak. **INACTIVE:** 3QB 7 G. Gilbert, G/T 74 G. Parker.

		1	2	3	4	OT	TOTAL
VISITOR	Denver Broncos	0	0	0	7	—	7
HOME	Buffalo Bills	0	0	7	3	—	10

FIELD GOALS (made () & missed)


D. Treadwell 47WL 42WR 37WR
S. Norwood (44)

Team	Qtr	Clock Time	PLAY DESCRIPTION (Extra Point) (Drive Info)	SCORE	
				Visitor	Home
BILLS	3	9:32	C. Bailey 11 yd. return (S. Norwood, kick) (0-11, 0:11)	0	7
BILLS	4	10:42	S. Norwood 44 yd. Field Goal (9-50, 3:57)	0	10
BRONCOS	4	13:17	G. Kubiak 3 yd. run (D. Treadwell, kick) (8-85, 2:35)	7	10

FINAL INDIVIDUAL STATISTICS																							
Denver Broncos										Buffalo Bills													
RUSHING	ATT	YDS	AVG	LG	TD					ATT	YDS	AVG	LG	TD									
G. Green	19	53	2.8	18	0					T. Thomas	26	72	2.8	9	0								
G. Kubiak	3	22	7.3	11	1					A. Reed	1	16	16.0	16	0								
J. Elway	4	10	2.5	7	0					J. Kelly	2	9	4.5	10	0								
S. Sewell	4	3	0.8	6	0					K. Davis	6	7	1.2	4	0								
V. Johnson	2	-7	-3.5	-1	0																		
TOTAL	32	81	2.5	18	1	TOTAL				35	104	3.0	16	0									
PASSING	ATT	CMP	YDS	TKD/YD	TD	LG	IN	Rtg.					PASSING	ATT	CMP	YDS	TKD/YD	TD	LG	IN	Rtg.		
J. Elway	21	11	121	3/24	0	26	1	49.9					J. Kelly	25	13	117	1/8	0	25	2	31.6		
G. Kubiak	12	11	136	1/10	0	24	0	113.9															
TOTAL	33	22	257	4/34	0	26	1	77.5	TOTAL				25	13	117	1/8	0	25	2	31.6			
PASS RECEIVING	NO		YDS	AVG	LG	TD					PASS RECEIVING	NO		YDS	AVG	LG	TD						
V. Johnson	8		104	13.0	24	0					K. McKeller	3		39	13.0	25	0						
S. Sewell	7		78	11.1	26	0					T. Thomas	3		15	5.0	8	0						
S. Sharpe	3		40	13.3	15	0					A. Reed	2		19	9.5	10	0						
M. Young	3		25	8.3	10	0					K. Davis	2		13	6.5	9	0						
R. Nattiel	1		10	10.0	10	0					P. Metzelaars	1		14	14.0	14	0						
										J. Lofton	1		11	11.0	11	0							
										D. Beebe	1		6	6.0	6	0							
TOTAL	22		257	11.7	26	0	TOTAL				13		117	9.0	25	0							
INTERCEPTIONS	NO		YDS	AVG	LG	TD					INTERCEPTIONS	NO		YDS	AVG	LG	TD						
G. Kragen	1		0	0.0	0	0					C. Bailey	1		11	11.0	11	1						
T. Braxton	1		5	5.0	5	0																	
TOTAL	2		5	2.5	5	0	TOTAL				1		11	11.0	11	1							
PUNTING	NO	YDS	AVG	NET	TB	IN20	LG					PUNTING	NO	YDS	AVG	NET	TB	IN20	LG				
Horan	6	262	43.7	40.3	1	4	76					C. Mohr	8	304	38.0	31.0	1	0	49				
TOTAL	6	262	43.7	40.3	1	4	76	TOTAL				8	304	38.0	31.0	1	0	49					
PUNT RETURNS	NO	YDS	AVG	FC	LG	TD					PUNT RETURNS	NO	YDS	AVG	FC	LG	TD						
V. Johnson	3	36	12.0	3	13	0					C. Hicks	0	0	0.0	1	—	0						
(DOWNED)	1	0	0.0	0	—	0					(OUT OF BOUNDS)	1	0	0.0	0	—	0						
(TOUCHBACK)	1	0	0.0	0	—	0					(DOWNED)	3	0	0.0	0	—	0						
										(TOUCHBACK)	1	0	0.0	0	—	0							
RETURNS	3	36	12.0	3	13	0	RETURNS				0	0	0.0	1	—	0							
KICKOFF RETURNS	NO	YDS	AVG	FC	LG	TD					KICKOFF RETURNS	NO	YDS	AVG	FC	LG	TD						
A. Montgomery	2	34	17.0	0	18	0					A. Edwards	1	24	24.0	0	24	0						
D. Russell	1	15	15.0	0	15	0																	
RETURNS	3	49	16.3	0	18	0	RETURNS				1	24	24.0	0	24	0							
Denver Broncos	Own		Opp.		Out						Buffalo Bills	Own		Opp.		Out							
FUMBLES	Fum	Lost	Rec.	Yds	TD	FF	Rec.	Yds	TD	Bnds	FUMBLES	Fum	Lost	Rec.	Yds	TD	FF	Rec.	Yds	Bnds			
J. Elway	1	0	1	-5	0	0	0	0	0	0	L. Smith	0	0	0	0	0	1	0	0	0			
S. Sewell	2	1	1	0	0	0	0	0	0	0	K. Jackson	0	0	0	0	0	1	1	0	0			
V. Johnson	1	0	0	0	0	0	0	0	0	0													
Da. Widell	0	0	1	0	0	0	0	0	0	0													
TOTAL	4	1	3	-5	0	0	0	0	0	0	TOTAL	0	0	0	0	0	2	1	0	0			

FINAL TEAM STATISTICS																				
BRONCOS										BILLS										
TOTAL FIRST DOWNS							20						12							
By Rushing							6						5							
By Passing							13						5							
By Penalty							1						2							
THIRD DOWN EFFICIENCY							3-14-21%						4-15-27%							
FOURTH DOWN EFFICIENCY							0-1-0%						0-0-0%							
TOTAL NET YARDS							304						213							
Total Offensive Plays (inc. times thrown passing)							69						61							
Average gain per offensive play							4.4						3.5							
NET YARDS RUSHING							81						104							
Total Rushing Plays							32						35							
Average gain per rushing play							2.5						3.0							
NET YARDS PASSING							223						109							
Times thrown – yards lost attempting to pass							4-34						1-8							
Gross yards passing							257						117							
PASS ATTEMPTS-COMPLETIONS-HAD INTERCEPTED							33-22-1						25-13-2							
Average gain per pass play (inc. # thrown passing)							6.0						4.2							
KICKOFFS Number-In End Zone-Touchbacks							2-0-0						3-1-0							
PUNTS Number and Average																	6-43.7			
Had Blocked																	0			
FGs – PATs Had Blocked																	0-0			
TOTAL RETURN YARDAGE (Not Including Kickoffs)																	41			
No. and Yards Punt Returns																	3-36			
No. and Yards Kickoff Returns																	3-49			
No. and Yards Interception Returns																	2-5			
PENALTIES Number and Yards																	4-20			
FUMBLES Number and Lost																	4-1			
TOUCHDOWNS																	1			
Rushing																	1			
Passing																	0			
Returns																	0			
EXTRA POINTS Made-Attempts																	1-1			
FIELD GOALS Made-Attempts																	0-3			
SAFETIES																	0			
FINAL SCORE																	7			
TIME OF POSSESSION																	34:53			

BRONCOS DEFENSIVE STATISTICS																												
(based on unofficial press box statistics)																												
PLAYER	UT	A	TT	S-YDS	I-YDS	PD	FF	FR												PLAYER	UT	A	TT	S-YDS	I-YDS	PD	FF	FR
S. Fletcher	6	1	7	1-8	0-0	0	0	0												T. Braxton	2	0	2	0-0	1-5	1	0	0
M. Brooks	5	2	7	0-0	0-0	0	0	0												C. Dimry	1	1	2	0-0	0-0	0	0	0
G. Kragen	6	0	6	0-0	1-0	2	0	0												B. Sochia	1	1	2	0-0	0-0	0	0	0
K. Mecklenburg	6	0	6	0-0	0-0	0	0	0												M. Croel	1	0	1	0-0	0-0	0	0	0
S. Atwater	4	2	6	0-0	0-0	1	0	0												A. Montgomery	1	0	1	0-0	0-0	0	0	0
W. Powers	4	2	6	0-0	0-0	0	0	0												R. Robbins	1	0	1	0-0	0-0	0	0	0
D. Smith	4	0	4	0-0	0-0	0	0	0												W. Henderson	0	0	0	0-0	0-0	1	0	0
R. Holmes	3	0	3	0-0	0-0	0	0	0												TEAM TOTALS	45	9	54	1-8	2-5	4	0	0



Denver 26, Houston 24

Saturday, Jan. 4, 1992 • 2 p.m. MST • Mile High Stadium • Denver

WEATHER: Sunny, 36°, Wind W 14 mph • ATTENDANCE: 75,301 • TIME: 3:09

1991 AFC Divisional Playoff Game

The Denver Broncos advanced to their fourth AFC Championship Game in six years after defeating the Houston Oilers 26-24 in front of 75,301 fans at Mile High Stadium.

Houston quarterback Warren Moon drove his team 70 yards in four plays for a touchdown to put the Oilers up 7-0 with only 1:46 gone in the game. After a Denver punt, Moon again drove the Oilers down the field and threw his second touchdown pass, this one for nine yards to wide receiver Drew Hill for a 14-0 lead.

The Broncos started their next possession on their 35-yard line and covered 65 yards in eight plays to score on a 10-yard pass from quarterback John Elway to wide receiver Vance Johnson, but a fumbled snap on the conversion attempt left the score 14-6. On the sixth play of the ensuing Oilers drive, Moon was intercepted by free safety Steve Atwater, but a roughing the passer call nullified the effort. Three plays later, Houston scored on a 6-yard pass from Moon to wide receiver Curtis Duncan.

The next Oilers possession ended when Atwater intercepted a pass and gave Denver the ball on its own 12 with 6:03 left in the half. In a drive that saw Elway complete all six passes for 64 yards and Steve Sewell complete one to Johnson for 10, the Broncos covered 88 yards in 12 plays to score on a 1-yard run by running back Greg Lewis, cutting the Houston lead to 21-13. After a missed Houston field goal attempt, the Broncos drove from their 20 to Houston's 31 and David Treadwell nailed a 49-yard field goal, the longest in Denver postseason history. Now up by only five at 21-16, the Oilers reached the Broncos' 7-yard line on their next drive but had to settle for a 25-yard field goal.

The Broncos started on their 20-yard line for their next possession and converted a fourth-and-4 from the Houston 41 to keep the drive going. Lewis' 1-yard touchdown run cut Denver's deficit to one, 24-23, with seven minutes remaining.

With 2:07 left and on his 2-yard-line, Elway found wide receiver Michael Young for a 22-yard gain on first down, but three plays later the Broncos had a fourth-and-6 on the 28. Elway dropped back then scrambled left upfield and ran out of bounds a yard past the first-down marker. Three consecutive incompletions again left Denver with a do-or-die fourth-down situation. Elway again dropped back and scrambled left, but as he headed upfield he tossed a pass to Johnson, who ran to the Houston 21 for a 44-yard gain.

Broncos running back Steve Sewell ran for 10 yards on first down, and two plays later, Treadwell came on for the game-winning 28-yard field goal.

OFFICIALS:

Referee — Johnny Grier (23); Umpire — John Keck (67); Line Judge — Ron Blum (83); Side Judge — Don Carlson (39); Head Linesman — Dave Anderson (81); Back Judge — Roy Clymer (24); Field Judge — Ed Merrifield (76).

DENVER BRONCOS

OFFENSE

WR 83 M. Young
LT 62 J. Davidson
G 63 S. Farrell
C 79 Da. Widell
RG 67 Do. Widell
RT 76 K. Lanier
TE 88 C. Kay
WR 85 D. Russell
QB 7 J. Elway
RB 28 G. Green
RB 81 S. Sharpe

DEFENSE

LDE 73 S. Fletcher
LDT 71 G. Kragen
RDT 77 K. Mecklenburg
RDE 51 M. Croel
MLB 56 M. Brooks
LCB 34 T. Braxton
RCB 29 C. Dimry
CB 21 L. Lang
S 48 R. Robbins
SS 49 D. Smith
FS 27 S. Atwater

BRONCOS SUBSTITUTIONS: P 2 M. Horan, QB 8 G. Kubiak, K 9 D. Treadwell, S 22 A. Montgomery, RB 30 S. Sewell, RB 38 R. Rivers, RB 41 G. Lewis, LB 52 J. Mills, LB 54 K. Traylor, LB 59 T. Lucas, G/T 60 N. Subis, G 68 C. Ker, NT 70 B. Sochia, C 72 K. Kartz, T 74 H. Salem, WR 82 V. Johnson, WR 84 R. Nattiel, WR 86 B. Johnson, TE 89 R. Johnson, DE 90 R. Holmes, DL 96 K. Walker. **DID NOT PLAY:** CB 24 W. Henderson, DE 91 W. Powers. **INACTIVE:** 3QB 12 S. Moore, RB 26 B. Humphrey.

HOUSTON OILERS

OFFENSE

WR 84 H. Jeffires
WR 85 D. Hill
LT 78 D. Maggs
LG 63 M. Munchak
C 74 B. Matthews
RG 66 D. Dawson
RT 73 D. Williams
WR 81 E. Givins
WR 80 C. Duncan
QB 1 W. Moon
RB 44 L. White

DEFENSE

LE 95 W. Fuller
LT 79 R. Childress
RT 97 L. Williams
RE 96 S. Jones
LLB 57 L. Lathon
MLB 54 A. Smith
RLB 91 J. Meads
LCB 28 C. Dishman
RCB 23 R. Johnson
SS 25 B. McDowell
FS 26 B. Orlando

OILERS SUBSTITUTIONS: K 3 A. Del Greco, P 9 G. Montgomery, RB 20 A. Pinkett, CB 24 S. Jackson, CB 29 D. Lewis, RB 30 V. Jones, S 31 M. Robertson, RB 33 G. Brown, S 38 M. Dumas, LB 53 E. Seal, G 55 J. Flannery, LB 56 S. Kozak, T 70 D. Steinkuhler, DT 76 J. Alm, T 77 K. Donnalley, WR 82 T. Jones, WR 86 A. Johnson, WR 87 P. Coleman, DE 90 E. Johnson, LB 93 R. Graf, DT 94 G. Montgomery. **DID NOT PLAY:** QB 14 C. Carlson, WR 83 L. Harris. **INACTIVE:** QB 10 R. Slack, LB 51 E. Fairs.

		1	2	3	4	OT	TOTAL	FIELD GOALS (made () & missed)
VISITOR	Houston Oilers	14	7	0	3	—	24	A. Del Greco 33WR (25)
HOME	Denver Broncos	6	7	3	10	—	26	D. Treadwell (49) (28)

Team	Qtr	Clock Time	PLAY DESCRIPTION (Extra Point) (Drive Info)	SCORE Visitor	Home
OILERS	1	1:46	H. Jeffires 15 yd. pass from W. Moon (A. Del Greco, kick) (4-70, 1:46)	7	0
OILERS	1	9:44	D. Hill 9 yd. pass from W. Moon (A. Del Greco, kick) (9-63, 5:39)	14	0
BRONCOS	1	13:43	V. Johnson 10 yd. pass from J. Elway (No good, WL) (8-65, 3:59)	14	6
OILERS	2	4:05	C. Duncan 6 yd. pass from W. Moon (A. Del Greco, kick) (8-80, 5:22)	21	6
BRONCOS	2	14:21	G. Lewis 1 yd. run (D. Treadwell, kick) (12-88, 5:24)	21	13
BRONCOS	3	13:02	D. Treadwell 49 yd. Field Goal (9-49, 3:11)	21	16
OILERS	4	1:35	A. Del Greco 25 yd. Field Goal (7-67, 3:33)	24	16
BRONCOS	4	8:07	G. Lewis 1 yd. run (D. Treadwell, kick) (12-80, 6:32)	24	23
BRONCOS	4	14:44	D. Treadwell 28 yd. Field Goal (12-87, 1:51)	24	26

FINAL INDIVIDUAL STATISTICS

Houston Oilers										Denver Broncos										
RUSHING	ATT	YDS	AVG	LG	TD					RUSHING	ATT	YDS	AVG	LG	TD					
L. White	17	79	4.6	10	0					G. Green	17	59	3.5	14	0					
W. Moon	2	18	9.0	15	0					S. Sewell	4	48	12.0	19	0					
										J. Elway	6	39	6.5	15	0					
										R. Rivers	1	3	3.0	3	0					
										G. Lewis	3	2	0.7	1	2					
TOTAL	19	97	5.1	15	0					TOTAL	31	151	4.9	19	2					
PASSING	ATT	CMP	YDS	TKD/YD	TD	LG	IN	Rtg.		PASSING	ATT	CMP	YDS	TKD/YD	TD	LG	IN	Rtg.		
W. Moon	36	27	325	0/0	3	49	1	118.4		J. Elway	33	19	257	0/0	1	44	1	80.0		
										S. Sewell	1	1	10	0/0	0	10	0	108.3		
TOTAL	36	27	325	0/0	3	49	1	118.4		TOTAL	34	20	267	0/0	1	44	1	81.4		
PASS RECEIVING			NO	YDS	AVG	LG	TD			PASS RECEIVING			NO	YDS	AVG	LG	TD			
H. Jeffries			7	99	14.1	49	1			V. Johnson			5	78	15.6	44	1			
E. Givins			6	111	18.5	29	0			M. Young			4	85	21.3	32	0			
C. Duncan			6	40	6.7	11	1			S. Sewell			3	28	9.3	16	0			
L. White			5	35	7.0	10	0			S. Sharpe			3	20	6.7	7	0			
D. Hill			2	21	10.5	12	1			R. Nattiel			2	27	13.5	23	0			
T. Jones			1	19	19.0	19	0			D. Russell			1	20	20.0	20	0			
										C. Kay			1	8	8.0	8	0			
										G. Green			1	1	1.0	1	0			
TOTAL			27	325	12.0	49	3			TOTAL			20	267	13.4	44	1			
INTERCEPTIONS			NO	YDS	AVG	LG	TD			INTERCEPTIONS			NO	YDS	AVG	LG	TD			
R. Johnson			1	25	25.0	25	0			S. Atwater			1	0	0.0	0	0			
TOTAL			1	25	25.0	25	0			TOTAL			1	0	0.0	0	0			
PUNTING	NO	YDS	AVG	NET	TB	IN20	LG			PUNTING	NO	YDS	AVG	NET	TB	IN20	LG			
G. Montgomery	1	44	44.0	44.0	0	1	44			M. Horan	2	81	40.5	40.5	0	0	43			
TOTAL	1	44	44.0	44.0	0	1	44			TOTAL	2	81	40.5	40.5	0	0	43			
PUNT RETURNS	NO	YDS	AVG	FC	LG	TD				PUNT RETURNS	NO	YDS	AVG	FC	LG	TD				
P. Coleman	0	0	0.0	1	—	0				(DOWNED)	1	0	0.0	0	—	0				
(OUT OF BOUNDS)	1	0	0.0	0	—	0														
RETURNS	0	0	0.0	1	—	0				RETURNS	0	0	0.0	0	—	0				
KICKOFF RETURNS	NO	YDS	AVG	FC	LG	TD				KICKOFF RETURNS	NO	YDS	AVG	FC	LG	TD				
P. Coleman	3	36	12.0	0	15	0				A. Montgomery	4	88	22.0	0	30	0				
A. Pinkett	3	46	15.3	0	22	0				(TOUCHBACK)	1	0	0.0	0	—	0				
RETURNS	6	82	13.7	0	22	0				RETURNS	4	88	22.0	0	30	0				
Houston Oilers	Own		Opp.		Out					Denver Broncos	Own		Opp.		Out					
FUMBLES	Fum	Lost	Rec.	Yds	TD	FF	Rec.	Yds	TD	Bnds	Fum	Lost	Rec.	Yds	TD	FF	Rec.	Yds	TD	Bnds
A. Smith	0	0	0	0	0	1	0	0	0	0	G. Green	1	0	0	0	0	0	0	0	0
B. Orlando	0	0	0	0	0	1	0	0	0	0	J. Davidson	0	0	1	0	0	0	0	0	0

FINAL TEAM STATISTICS

	OILERS	BRONCOS		OILERS	BRONCOS
TOTAL FIRST DOWNS	23	26	PUNTS Number and Average	1-44	2-40.5
By Rushing	7	13	Had Blocked	0	0
By Passing	14	12	FGs – PATs Had Blocked	0-0	0-0
By Penalty	2	1	TOTAL RETURN YARDAGE (Not Including Kickoffs)	25	0
THIRD DOWN EFFICIENCY	5-8-63%	5-11-45%	No. and Yards Punt Returns	0-0	0-0
FOURTH DOWN EFFICIENCY	0-0-0%	3-3-100%	No. and Yards Kickoff Returns	6-82	4-88
TOTAL NET YARDS	422	418	No. and Yards Interception Returns	1-25	1-10
Total Offensive Plays (inc. times thrown passing)	55	65	PENALTIES Number and Yards	13-85	6-70
Average gain per offensive play	7.7	6.4	FUMBLES Number and Lost	0-0	3-0
NET YARDS RUSHING	97	151	TOUCHDOWNS	3	3
Total Rushing Plays	19	31	Rushing	0	2
Average gain per rushing play	5.1	4.9	Passing	3	1
NET YARDS PASSING	325	267	Returns	0	0
Times thrown – yards lost attempting to pass	0-0	0-0	EXTRA POINTS Made-Attempts	3-3	2-3
Gross yards passing	325	267	FIELD GOALS Made-Attempts	1-2	2-2
PASS ATTEMPTS-COMPLETIONS-HAD INTERCEPTED	36-27-1	34-20-1	SAFETIES	0	0
Average gain per pass play (inc. # thrown passing)	9.0	7.9	FINAL SCORE	24	26
KICKOFFS Number-In End Zone-Touchbacks	5-1-1	6-0-0	TIME OF POSSESSION	30:26	29:34

BRONCOS DEFENSIVE STATISTICS

(based on unofficial press box statistics)																	
PLAYER	UT	A	TT	S-YDS	I-YDS	PD	FF	FR	PLAYER	UT	A	TT	S-YDS	I-YDS	PD	FF	FR
C. Dimry	9	0	9	0-0	0-0	1	0	0	K. Mecklenburg	2	0	2	0-0	0-0	0	0	0
M. Brooks	7	2	9	0-0	0-0	0	0	0	R. Robbins	2	0	2	0-0	0-0	0	0	0
S. Atwater	3	5	8	0-0	1-0	2	0	0	B. Sochia	1	1	2	0-0	0-0	0	0	0
L. Lang	3	2	5	0-0	0-0	0	0	0	R. Holmes	1	0	1	0-0	0-0	0	0	0
T. Braxton	2	3	5	0-0	0-0	0	0	0	A. Montgomery	1	0	1	0-0	0-0	0	0	0
S. Fletcher	3	1	4	0-0	0-0	0	0	0	M. Croel	0	1	1	0-0	0-0	1	0	0
D. Smith	2	2	4	0-0	0-0	0	0	0	TEAM TOTALS	38	18	56	0-0	1-0	4	0	0
G. Kragen	2	1	3	0-0	0-0	0	0	0									



San Francisco 55, Denver 10

Sunday, Jan. 28, 1990 • 4:23 p.m. CST • Louisiana Superdome • New Orleans

WEATHER: Indoors • ATTENDANCE: 72,919 • TIME: 3:21

Super Bowl XXIV



The San Francisco 49ers captured their fourth World Championship with a 55-10 victory against the Denver Broncos in Super Bowl XXIV at the Louisiana Superdome in front of 72,919 fans. San Francisco quarterback Joe Montana completed 22-of-29 passes for 297 yards with five touchdowns, including three to wide receiver Jerry Rice.

The 49ers scored two touchdowns in every quarter and outgained the Broncos 461 yards to 167. After stopping Denver on the game's initial possession, San Francisco drove 66 yards in 10 plays, scoring on a 20-yard pass from Montana to Rice. The Broncos' next possession covered 49 yards in 10 plays and resulted in a 42-yard field goal by David Treadwell.

After limiting the 49ers to four yards on their next drive, Denver took possession on its own 49, but on first down, running back Bobby Humphrey fumbled and defensive end Kevin Fagan recovered for San Francisco on its 46. That turnover led to a 7-yard touchdown pass from Montana to tight end Brent Jones, and after a failed extra point attempt, San Francisco led 13-3 with three seconds left in the first quarter.

The Broncos failed to cross midfield in the second quarter while the 49ers scored on a 1-yard run by running back Tom Rathman and a 38-yard pass from Montana to Rice, taking a 27-3 lead into halftime.

San Francisco was unable to move the ball on the opening possession of the second half, but Elway was intercepted on the first play of Denver's next drive to give the 49ers possession on the Broncos' 28. On first down, Montana threw a touchdown pass to Rice to put his team up 34-3 with 2:12 gone in the third quarter.

The next Denver drive also ended with an interception, leading to a 35-yard scoring pass from Montana to John Taylor.

The Broncos, spurred by a 34-yard run by Humphrey, moved 61 yards in five plays and a penalty to score on a 3-yard run by Elway. San Francisco roared back with an 11-play, 75-yard drive that ended with a 3-yard touchdown run by Rathman. Following another Broncos fumble, running back Roger Craig plowed into the end zone on a 1-yard run to round out the scoring early in the fourth quarter and give the 49ers a 55-10 victory.

OFFICIALS:

Referee — Dick Jorgensen (60); **Umpire** — Hendi Ancich (115); **Line Judge** — Ron Blum (83); **Side Judge** — Gerry Austin (34); **Head Linesman** — Earnie Frantz (111); **Back Judge** — Al Jury (106); **Field Judge** — Don Orr (77).

DENVER BRONCOS

OFFENSE

WR 82 V. Johnson
LT 60 G. Perry
LG 66 J. Juriga
C 72 K. Kartz
RG 67 D. Widell
RT 76 K. Lanier
TE 89 O. Mobley
WR 80 M. Jackson
QB 7 J. Elway
RB 30 S. Sewell
RB 26 B. Humphrey

DEFENSE

LE 92 A. Carreker
NT 71 G. Kragen
RE 90 R. Holmes
LOLB 56 M. Brooks
LILB 55 R. Dennison
RILB 77 K. Mecklenburg
ROLB 73 S. Fletcher
LCB 34 T. Braxton
RCB 24 W. Henderson
SS 49 D. Smith
FS 27 S. Atwater

BRONCOS SUBSTITUTIONS: P 2 M. Horan, QB 8 G. Kubiak, K 9 D. Treadwell, RB 23 S. Winder, S 25 K. Corrington, CB 29 D. Carrington, RB 32 M. Bratton, RB 35 K. Bell, CB 36 M. Haynes, S 48 R. Robbins, LB 51 M. Munford, G/C 54 K. Bishop, LB 58 S. Curtis, LB 59 T. Lucas, DE/NT 61 A. Townsend, G 65 M. Smith, DE/NT 68 B. Henke, WR 83 M. Young, WR 84 R. Nattiel, TE 86 P. Green, TE 88 C. Kay, DE 91 W. Powers, LB 97 B. Klosterman. **INACTIVE:** RB 40 J. Alexander, C 57 M. Ruether.

SAN FRANCISCO 49ERS

OFFENSE

WR 82 J. Taylor
LT 77 W. Paris
LG 62 G. McIntyre
C 61 J. Sapolu
RG 69 B. Collie
RT 79 H. Barton
TE 84 B. Jones
WR 80 J. Rice
QB 16 J. Montana
RB 33 R. Craig
RB 44 T. Rathman

DEFENSE

LE 78 P. Holt
NT 95 M. Carter
RE 75 K. Fagan
LOLB 94 C. Haley
LILB 54 M. Millen
RILB 99 M. Walter
ROLB 58 K. Turner
LCB 26 D. Pollard
RCB 29 D. Griffin
SS 31 C. Brooks
FS 42 R. Lott

49ERS SUBSTITUTIONS: K 6 M. Cofer, QB 8 S. Young, P 9 B. Helton, CB 21 E. Wright, CB 22 T. McKyer, RB 23 S. Tillman, RB 24 H. Sydney, RB 32 T. Flagler, S 40 J. Jackson, LB 53 B. Romanowski, LB 56 S. Hendrickson, LB 59 K. DeLong, C/G 60 C. Thomas, NT 64 J. Burt, G 66 T. Tausch, NT 67 P. Kulger, T 74 S. Wallace, TE 81 J. Williams, WR 85 M. Wilson, WR 88 M. Sherrard, TE 89 W. Walls, DE 91 L. Roberts, DE/LB 96 D. Stubbs. **INACTIVE:** QB 13 S. Bono, LB 98 A. Goss.

		1	2	3	4	OT	TOTAL	FIELD GOALS (made () & missed)		
VISITOR	San Francisco 49ers	13	14	14	14	—	55			
HOME	Denver Broncos	3	0	7	0	—	10	D. Treadwell (42)		

Team	Qtr	Clock Time	PLAY DESCRIPTION (Extra Point) (Drive Info)	SCORE Visitor	Home
49ERS	1	4:54	J. Rice 20 yd. pass from J. Montana (M. Cofer, kick) (10-66, 3:59)	7	0
BRONCOS	1	8:13	D. Treadwell 42 yd. Field Goal (10-49, 3:19)	7	3
49ERS	1	14:57	B. Jones 7 yd. pass from J. Montana (No good, WR) (10-54, 5:15)	13	3
49ERS	2	7:45	T. Rathman 1 yd. run (M. Cofer, kick) (14-69, 7:07)	20	3
49ERS	2	14:26	J. Rice 38 yd. pass from J. Montana (M. Cofer, kick) (5-59, 1:04)	27	3
49ERS	3	2:12	J. Rice 28 yd. pass from J. Montana (M. Cofer, kick) (1-28, 0:06)	34	3
49ERS	3	5:16	J. Taylor 35 yd. pass from J. Montana (M. Cofer, kick) (2-37, 0:48)	41	3
BRONCOS	3	8:07	J. Elway 3 yd. run (D. Treadwell, kick) (5-61, 2:51)	41	10
49ERS	4	0:03	T. Rathman 3 yd. run (M. Cofer, kick) (11-75, 6:56)	48	10
49ERS	4	1:13	R. Craig 1 yd. run (M. Cofer, kick) (1-1, 0:04)	55	10

FINAL INDIVIDUAL STATISTICS

San Francisco 49ers										Denver Broncos											
RUSHING	ATT	YDS	AVG	LG	TD					RUSHING	ATT	YDS	AVG	LG	TD						
R. Craig	20	69	3.5	18	1					B. Humphrey	12	61	5.1	34	0						
T. Rathman	11	38	3.5	18	2					J. Elway	4	8	2.0	3	1						
J. Montana	2	15	7.5	10	0					S. Winder	1	-5	-5.0	-5	0						
T. Flagler	6	14	2.3	10	0																
S. Young	4	6	1.5	11	0																
H. Sydney	1	2	2.0	2	0																
TOTAL	44	144	3.3	18	3					TOTAL	17	64	3.8	34	1						
PASSING	ATT	CMP	YDS	TKD/YD	TD	LG	IN	Rtg.					PASSING	ATT	CMP	YDS	TKD/YD	TD	LG	IN	Rtg.
J. Montana	29	22	297	1/0	5	38	0	147.6					J. Elway	26	10	108	4/30	0	27	2	19.4
S. Young	3	2	20	0/0	0	13	0	85.4					G. Kubiak	3	1	28	2/3	0	28	0	68.8
TOTAL	32	24	317	1/0	5	38	0	145.4					TOTAL	29	11	136	6/33	0	28	2	24.5
PASS RECEIVING	NO	YDS	AVG	LG	TD					PASS RECEIVING	NO	YDS	AVG	LG	TD						
J. Rice	7	148	21.1	38	3					B. Humphrey	3	38	12.7	27	0						
R. Craig	5	34	6.8	12	0					S. Sewell	2	22	11.0	12	0						
T. Rathman	4	43	10.8	18	0					V. Johnson	2	21	10.5	13	0						
J. Taylor	3	49	16.3	35	1					R. Nattiel	1	28	28.0	28	0						
M. Sherrard	1	13	13.0	13	0					M. Bratton	1	14	14.0	14	0						
W. Walls	1	9	9.0	9	0					S. Winder	1	7	7.0	7	0						
B. Jones	1	7	7.0	7	1					C. Kay	1	6	6.0	6	0						
H. Sydney	1	7	7.0	7	0																
J. Williams	1	7	7.0	7	0																
TOTAL	24	317	13.2	38	5					TOTAL	11	136	12.4	28	0						
INTERCEPTIONS	NO	YDS	AVG	LG	TD					INTERCEPTIONS	NO	YDS	AVG	LG	TD						
M. Walter	1	4	4.0	4	0																
C. Brooks	1	38	38.0	38	0																
TOTAL	2	42	21.0	38	0					TOTAL	0	0	0.0	—	0						
PUNTING	NO	YDS	AVG	NET	TB	IN20	LG					PUNTING	NO	YDS	AVG	NET	TB	IN20	LG		
B. Helton	4	158	39.5	36.8	0	2	47					M. Horan	6	231	38.5	32.2	0	0	43		
TOTAL	4	158	39.5	36.8	0	2	47					TOTAL	6	231	38.5	32.2	0	0	43		
PUNT RETURNS	NO	YDS	AVG	FC	LG	TD					PUNT RETURNS	NO	YDS	AVG	FC	LG	TD				
J. Taylor	3	38	12.7	2	17	0					V. Johnson	2	11	5.5	1	7	0				
(OUT OF BOUNDS)	1	0	0.0	0	—	0					(DOWNED)	1	0	0.0	0	—	0				
RETURNS	3	38	12.7	2	17	0					RETURNS	2	11	5.5	1	7	0				
KICKOFF RETURNS	NO	YDS	AVG	FC	LG	TD					KICKOFF RETURNS	NO	YDS	AVG	FC	LG	TD				
T. Flagler	3	49	16.3	0	22	0					D. Carrington	6	146	24.3	0	39	0				
											K. Bell	2	41	20.5	0	24	0				
											M. Bratton	1	9	9.0	0	9	0				
RETURNS	3	49	16.3	0	22	0					RETURNS	9	196	21.8	0	39	0				
San Francisco 49ers	Own	FUMBLE	Rec.	Yds	TD	FF	Rec.	Yds	TD	Out	Denver Broncos	Own	FUMBLE	Rec.	Yds	TD	FF	Rec.	Yds	TD	Out
K. Fagan	0	0	0	0	0	1	0	0	0	0	B. Humphrey	1	1	0	0	0	0	0	0	0	0
C. Brooks	0	0	0	0	0	1	0	0	0	0	J. Elway	2	1	1	-1	0	0	0	0	0	0
D. Griffin	0	0	0	0	0	1	0	0	0	0											
D. Stubbs	0	0	0	0	0	0	1	15	0	0											
TOTAL	0	0	0	0	0	2	2	15	0	0	TOTAL	3	2	1	-1	0	0	0	0	0	0

FINAL TEAM STATISTICS

	49ERS	BRONCOS		49ERS	BRONCOS
TOTAL FIRST DOWNS	28	12	PUNTS Number and Average	4-39.5	6-38.5
By Rushing	14	5	Had Blocked	0	0
By Passing	14	6	FGs — PATs Had Blocked	0	0
By Penalty	0	1	TOTAL RETURN YARDAGE (Not Including Kickoffs)	80	11
THIRD DOWN EFFICIENCY	8-15-53%	3-11-27%	No. and Yards Punt Returns	3-38	2-11
FOURTH DOWN EFFICIENCY	2-2-100%	0-0-0%	No. and Yards Kickoff Returns	3-49	9-196
TOTAL NET YARDS	461	167	No. and Yards Interception Returns	2-42	0-0
Total Offensive Plays (inc. times thrown passing)	77	52	PENALTIES Number and Yards	4-38	0-0
Average gain per offensive play	6.0	3.2	FUMBLE Number and Loss	0-0	3-2
NET YARDS RUSHING	144	64	TOUCHDOWNS	3	1
Total Rushing Plays	44	17	Rushing	3	1
Average gain per rushing play	3.3	3.8	Passing	5	0
NET YARDS PASSING	317	103	EXTRA POINTS Made-Attempts	7-8	1-1
Times thrown — yards lost attempting to pass	1-0	6-33	FIELD GOALS Made-Attempts	0-0	1-1
Gross yards passing	317	136	SAFETIES	0	0
PASS ATTEMPTS-COMPLETIONS-HAD INTERCEPTED	32-24-0	29-11-2	FINAL SCORE	55	10
Average gain per pass play (inc. # thrown passing)	9.6	2.9	TIME OF POSSESSION	39:31	20:29
KICKOFFS Number-In End Zone-Touchbacks	9-3-0	3-0-0			

BRONCOS DEFENSIVE STATISTICS

(based on unofficial press box statistics)																	
PLAYER	UT	A	TT	S-YDS	I-YDS	PD	FF	FR	PLAYER	UT	A	TT	S-YDS	I-YDS	PD	FF	FR
T. Braxton	8	0	8	1-0	0-0	2	0	0	M. Brooks	3	0	3	0-0	0-0	0	0	0
S. Atwater	4	4	8	0-0	0-0	0	0	0	A. Carreker	2	1	3	0-0	0-0	0	0	0
M. Munford	5	1	6	0-0	0-0	0	0	0	A. Townsend	2	1	3	0-0	0-0	0	0	0
R. Dennison	5	0	5	0-0	0-0	0	0	0	D. Carrington	2	0	2	0-0	0-0	0	0	0
S. Fletcher	5	0	5	0-0	0-0	0	0	0	W. Powers	2	0	2	0-0	0-0	0	0	0
W. Henderson	5	0	5	0-0	0-0	1	0	0	T. Lucas	1	1	2	0-0	0-0	0	0	0
S. Curtis	4	1	5	0-0	0-0	0	0	0	K. Corrington	1	0	1	0-0	0-0	0	0	0
G. Krager	4	0	4	0-0	0-0	0	0	0	K. Mecklenburg	1	0	1	0-0	0-0	0	0	0
R. Holmes	3	1	4	0-0	0-0	0	0	0	TEAM TOTALS	58	13	71	1-0	0-0	3	0	0
D. Smith	1	3	4	0-0	0-0	0	0	0									



Denver 37, Cleveland 21

Sunday, Jan. 14, 1990 • 11:30 a.m. MST • Mile High Stadium • Denver

WEATHER: Sunny, 53°, Wind W 10 mph • ATTENDANCE: 76,005 • TIME: 3:28

1989 AFC Championship Game

The Denver Broncos won their third American Football Conference Championship in four years with a dynamic 37-21 victory over Cleveland before 76,005 fans at Mile High Stadium.

Broncos quarterback John Elway threw for 385 yards and three touchdowns, running back Sammy Winder tied a Denver postseason record with two touchdowns and strong safety Dennis Smith posted two of the Broncos' three interceptions. Denver also totaled 497 yards of offense, averaging 6.5 yards on 76 plays.

The Broncos took the opening kickoff and drove to the Cleveland 1, but on third down, Elway's pitch to running back Bobby Humphrey was fumbled and the Browns' Andrew Stewart recovered on the 8. With five minutes left in the first quarter, Smith picked off a Bernie Kosar pass and returned it to the Cleveland 32. Denver moved to the Cleveland 12 but had to settle for a 29-yard field goal by David Treadwell.

Neither team mounted scoring drives until the Broncos took possession on their own 18 with 6:54 left in the half. On first down, Elway hit wide receiver Mark Jackson for 12 yards, and three plays later he connected with wide receiver Michael Young for a 70-yard touchdown that put Denver ahead 10-0 at the half.

The Browns took the opening kickoff of the second half and drove 70 yards in eight plays, scoring on a 27-yard pass from Kosar to Brian Brennan. Denver roared right back on its next possession, going 80 yards in six plays and scoring on a 5-yard pass from Elway to tight end Orson Mobley on a drive sparked by a 53-yard Young reception.

The Broncos began their next possession at their 40-yard line and, buoyed by a 25-yard run by Elway, covered 60 yards in six plays and scored on a 7-yard run by Winder, making the score 24-7 late in the third quarter.

The Browns needed just six plays to go 72 yards and score on a 10-yard Kosar-to-Brennan pass, and two plays into Denver's next drive, Cleveland's Felix Wright recovered a Denver fumble and returned it to the Broncos' 1. On second down, Tim Manoa barreled in from the 2, cutting Denver's lead to 24-21 with one second left in the third quarter.

The Broncos shut out the Browns in the fourth quarter while posting 13 points of their own. A 39-yard touchdown grab by Winder along with two Treadwell field goals accounted for Denver's final points of the afternoon.

OFFICIALS:

Referee — Dick Hantak (105); **Umpire** — Art Demmas (78); **Line Judge** — Bill Reynolds (53); **Side Judge** — Nate Jones (97); **Head Linesman** — Dale Williams (8); **Back Judge** — Paul Baetz (22); **Field Judge** — Jack Vaughan (93).

DENVER BRONCOS

OFFENSE

WR 82 V. Johnson
LT 60 G. Perry
LG 66 J. Juriga
C 72 K. Kartz
RG 67 D. Widell
RT 76 K. Lanier
TE 87 P. Kelly
WR 80 M. Jackson
QB 7 J. Elway
FB 32 M. Bratton
RB 26 B. Humphrey

DEFENSE

LE 92 A. Carreker
NT 71 G. Kragen
RE 90 R. Holmes
LOLB 56 M. Brooks
LILB 55 R. Dennison
RILB 77 K. Mecklenburg
ROLB 73 S. Fletcher
LCB 34 T. Braxton
RCB 24 W. Henderson
SS 49 D. Smith
FS 27 S. Atwater

BRONCOS SUBSTITUTIONS: P 2 M. Horan, QB 8 G. Kubiak, K 9 D. Treadwell, RB 23 S. Winder, S 25 K. Corrington, CB 29 D. Carrington, RB 30 S. Sewell, RB 35 K. Bell, CB 36 M. Haynes, S 48 R. Robbins, LB 51 M. Munford, G/C 54 K. Bishop, LB 58 S. Curtis, LB 59 T. Lucas, DE/NT 61 A. Townsend, G 65 M. Smith, DE/NT 68 B. Henke, WR 83 M. Young, WR 84 R. Nattiel, TE 88 C. Kay, TE 89 O. Mobley, DE 91 W. Powers, LB 97 B. Klosterman. **INACTIVE:** RB 40 J. Alexander, C 57 M. Ruether.

CLEVELAND BROWNS

OFFENSE

WR 84 W. Slaughter
LT 74 P. Farren
LG 68 T. Banker
C 73 G. Rakoczy
RG 66 T. Jones
RT 63 C. Risien
TE 82 O. Newsome
WR 88 R. Langhorne
QB 19 B. Kosar
RB 21 E. Metcalf
FB 34 K. Mack

DEFENSE

LDE 60 A. Baker
LDI 78 C. Hairston
RDT 92 M. Perry
RDE 97 R. Banks
LLB 57 C. Matthews
MLB 59 M. Johnson
RLB 56 D. Grayson
LCB 31 F. Minnifield
RCB 29 H. Dixon
SS 22 F. Wright
FS 30 T. Gash

BROWNS SUBSTITUTIONS: K 9 M. Bahr, QB 10 M. Pagel, P 15 B. Wagner, CB 23 M. Harper, RB 26 K. Jones, RB 33 M. Oliphant, RB 35 B. Redden, S 40 K. Kramer, FB 42 T. Manoa, S 49 R. Lyons, LB 50 V. Walters, LB 51 E. Johnson, LB 58 C. Charlton, C 64 T. Baugh, DE 71 T. Gibson, DL 75 C. Pike, T 77 R. Bolden, WR 85 L. Tillman, WR 86 B. Brennan, TE 87 R. Middleton, WR 89 G. McNeil, DE 96 A. Stewart. **DID NOT PLAY:** DB 24 T. Blaylock. **INACTIVE:** T 70 K. Simons, T 72 K. Robbins.

		1	2	3	4	OT	TOTAL
VISITOR	Cleveland Browns	0	0	21	0	—	21
HOME	Denver Broncos	3	7	14	13	—	37

FIELD GOALS (made () & missed)

D. Treadwell (29) 54B (34) (31)

Team	Qtr	Clock Time	PLAY DESCRIPTION (Extra Point) (Drive Info)	SCORE Visitor	Home
BRONCOS	1	12:59	D. Treadwell 29 yd. Field Goal (5-20, 2:46)	0	3
BRONCOS	2	9:03	M. Young 70 yd. pass from J. Elway (D. Treadwell, kick) (4-82, 0:57)	0	10
BROWNS	3	3:19	B. Brennan 27 yd. pass from B. Kosar (M. Bahr, kick) (8-70, 3:19)	7	10
BRONCOS	3	7:00	O. Mobley 5 yd. pass from J. Elway (D. Treadwell, kick) (6-80, 3:41)	7	17
BRONCOS	3	10:41	S. Winder 7 yd. run (D. Treadwell, kick) (6-60, 2:41)	7	24
BROWNS	3	12:48	B. Brennan 10 yd. pass from B. Kosar (M. Bahr, kick) (6-72, 2:07)	14	24
BROWNS	3	14:59	T. Manoa 2 yd. run (M. Bahr, kick) (2-1, 1:12)	21	24
BRONCOS	4	2:25	S. Winder 39 yd. pass from J. Elway (D. Treadwell, kick) (6-80, 2:26)	21	31
BRONCOS	4	6:38	D. Treadwell 34 yd. Field Goal (7-22, 3:48)	21	34
BRONCOS	4	13:00	D. Treadwell 31 yd. Field Goal (10-34, 6:50)	21	37

FINAL INDIVIDUAL STATISTICS

Cleveland Browns										Denver Broncos										
RUSHING	ATT	YDS	AVG	LG	TD					RUSHING	ATT	YDS	AVG	LG	TD					
K. Mack	6	36	6.0	19	0					J. Elway	5	39	7.8	25	0					
B. Kosar	2	22	11.0	16	0					S. Winder	21	37	1.8	9	1					
T. Manoa	2	5	2.5	3	1					B. Humphrey	8	23	2.9	9	0					
E. Metcalf	3	4	1.3	2	0					S. Sewell	4	17	4.3	12	0					
R. Langhorne	1	-1	-1.0	-1	0					M. Bratton	1	4	4.0	4	0					
TOTAL	14	66	4.7	19	1					TOTAL	39	120	3.1	25	1					
PASSING	ATT	CMP	YDS	TD	LG	IN	Rtg.					PASSING	ATT	CMP	YDS	TD	LG	IN	Rtg.	
B. Kosar	44	19	210	4/20	2	27	3	44.7					J. Elway	36	20	385	1/8	3	70	0
TOTAL	44	19	210	4/20	2	27	3	44.7					TOTAL	36	20	385	1/8	3	70	0
PASS RECEIVING	NO	YDS	AVG	LG	TD					PASS RECEIVING	NO	YDS	AVG	LG	TD					
R. Langhorne	5	78	15.6	27	0					V. Johnson	7	91	13.0	23	0					
B. Brennan	5	58	11.6	27	2					S. Sewell	3	55	18.3	43	0					
W. Slaughter	3	36	12.0	16	0					M. Young	2	123	61.5	70	1					
K. Mack	2	8	4.0	5	0					S. Winder	2	39	19.5	39	1					
E. Metcalf	2	7	3.5	4	0					M. Jackson	2	25	12.5	13	0					
L. Tillman	1	15	15.0	15	0					O. Mobley	2	22	11.0	17	1					
T. Manoa	1	8	8.0	8	0					B. Humphrey	1	23	23.0	23	0					
TOTAL	19	210	11.1	27	2					TOTAL	20	385	19.3	70	3					
INTERCEPTIONS	NO	YDS	AVG	LG	TD					INTERCEPTIONS	NO	YDS	AVG	LG	TD					
										D. Smith	2	13	6.5	9	0					
										K. Corrington	1	1	1.0	1	0					
TOTAL	0	0	0.0	—	0					TOTAL	3	14	4.7	9	0					
PUNTING	NO	YDS	AVG	NET	TB	IN20	LG					PUNTING	NO	YDS	AVG	NET	TB	IN20	LG	
B. Wagner	8	338	42.3	35.3	1	1	52					M. Horan	5	232	46.4	37.0	2	1	61	
TOTAL	8	338	42.3	35.3	1	1	52					TOTAL	5	232	46.4	37.0	2	1	61	
PUNT RETURNS	NO	YDS	AVG	FC	LG	TD					PUNT RETURNS	NO	YDS	AVG	FC	LG	TD			
G. McNeil	1	7	7.0	1	7	0					V. Johnson	4	36	9.0	0	11	0			
(DOWNED)	1	0	0.0	0	—	0					(DOWNED)	3	0	0.0	0	—	0			
(TOUCHBACK)	2	0	0.0	0	—	0					(TOUCHBACK)	1	0	0.0	0	—	0			
RETURNS	1	7	7.0	1	7	0					RETURNS	4	36	9.0	0	11	0			
KICKOFF RETURNS	NO	YDS	AVG	FC	LG	TD					KICKOFF RETURNS	NO	YDS	AVG	FC	LG	TD			
E. Metcalf	6	118	19.7	0	28	0					(TOUCHBACK)	4	0	0.0	0	—	0			
K. Jones	1	12	12.0	0	12	0														
(TOUCHBACK)	1	0	0.0	0	—	0														
RETURNS	7	130	18.6	0	28	0					RETURNS	0	0	0.0	0	—	0			
Cleveland Browns	Own	Opp.	Out									Denver Broncos	Own	Opp.	Out					
FUMBLES	Fum	Lost	Rec.	Yds	TD	FF	Rec.	Yds	TD	Bnds		FUMBLES	Fum	Lost	Rec.	Yds	TD	Bnds		
A. Stewart	0	0	0	0	0	0	0	1	0	0		J. Elway	1	1	0	-6	0	0	0	
K. Mack	2	0	1	0	0	0	0	0	0	0		M. Bratton	1	1	0	0	0	0	0	
B. Kosar	1	0	2	0	0	0	0	0	0	0										
F. Wright	0	0	0	0	0	0	1	27	0	0										
TOTAL	3	0	3	0	0	0	2	27	0	0		TOTAL	2	2	0	-6	0	0	0	


FINAL TEAM STATISTICS

BROWNS										BRONCOS									
TOTAL FIRST DOWNS										PUNTS Number and Average									
By Rushing										Had Blocked									
By Passing										FGs – PATs Had Blocked									
By Penalty										TOTAL RETURN YARDAGE (Not Including Kickoffs)									
THIRD DOWN EFFICIENCY										No. and Yards Punt Returns									
FOURTH DOWN EFFICIENCY										No. and Yards Kickoff Returns									
TOTAL NET YARDS										No. and Yards Interception Returns									
Total Offensive Plays (inc. times thrown passing)										PENALTIES Number and Yards									
Average gain per offensive play										FUMBLES Number and Lost									
NET YARDS RUSHING										TOUCHDOWNS									
Total Rushing Plays										Rushing									
Average gain per rushing play										Passing									
NET YARDS PASSING										Returns									
Times thrown – yards lost attempting to pass										EXTRA POINTS Made-Attempts									
Gross yards passing										FIELD GOALS Made-Attempts									
PASS ATTEMPTS-COMPLETIONS-HAD INTERCEPTED										SAFETIES									
Average gain per pass play (inc. # thrown passing)										FINAL SCORE									
KICKOFFS Number-In End Zone-Touchbacks										TIME OF POSSESSION									

BRONCOS DEFENSIVE STATISTICS

(based on unofficial press box statistics)

PLAYER	UT	A	TT	S-YDS	I-YDS	PD	FF	FR	PLAYER	UT	A	TT	S-YDS	I-YDS	PD	FF	FR
T. Braxton	6	1	7	0-0	0-0	2	0	0	M. Brooks	1	0	1	0-0	0-0	0	0	0
S. Fletcher	5	2	7	2-3	0-0	1	0	0	M. Haynes	1	0	1	0-0	0-0	0	0	0
K. Mecklenburg	3	1	4	0-0	0-0	0	0	0	R. Holmes	1	0	1	0-0	0-0	2	0	0
W. Henderson	3	0	3	0-0	0-0	0	0	0	K. Corrington	0	1	1	0-0	1-1	0	0	0
D. Smith	3	0	3	0-0	2-13	0	0	0	D. Carrington	0	0	0	0-0	0-0	0	0	0
S. Atwater	2	1	3	0-0	0-0	0	0	0	S. Curtis	0	0	0	0-0	0-0	0	0	0
A. Townsend	2	1	3	1-10	0-0	0	0	0	R. Dennison	0	0	0	0-0	0-0	0	0	0
A. Carreker	2	0	2	1-7	0-0	1	0	0	B. Henke	0	0	0	0-0	0-0	0	0	0
G. Gragen	2	0	2	0-0	0-0	0	0	1	B. Klosterman	0	0	0	0-0	0-0	0	0	0
M. Munford	2	0	2	0-0	0-0	0	0	0	T. Lucas	0	0	0	0-0	0-0	0	0	0
R. Robbins	2	0	2	0-0	0-0	0	0	0	TEAM TOTALS	35	7	42	4-20	3-13	6	0	1



Denver 24, Pittsburgh 23

Sunday, Jan. 7, 1990 • 2 p.m. MST • Mile High Stadium • Denver

WEATHER: Sunny, 55°, Wind W 6 mph • ATTENDANCE: 75,868 • TIME: 2:57

1989 AFC Divisional Playoff Game

The Denver Broncos advanced to their third AFC Championship Game in four years with a come-from-behind 24-23 victory against the Steelers before 75,868 fans at Mile High Stadium. Although Pittsburgh held the upper hand in total yards (404 to 364) and time of possession (34:14 to 25:46), Denver was able to mount a late fourth-quarter drive and score the winning touchdown with just 2:27 remaining.

The Steelers took the opening kickoff and drove 65 yards in 13 plays, scoring on a 32-yard Gary Anderson field goal. Following a 45-yard run by Merrill Hoge and a 33-yard Bubby Brister-to-Tim Worley pass play, the Steelers were knocking on the door again and scored three plays later on a 7-yard run by Hoge. The score put Pittsburgh ahead 10-0 with 1:38 gone in the second quarter.

The Broncos took their first possession of the second quarter and drove 75 yards in 12 plays to score on a 1-yard plunge by running back Mel Bratton on third-and-goal. The Steelers bounced back, traveling 77 yards in 12 plays to score on a 9-yard pass from Brister to wide receiver Louis Lipps. The Broncos got the ball back on their own 33 with 20 seconds left in the half. Two Elway passes put Denver at the Pittsburgh 26 with two seconds left, setting up David Treadwell's 43-yard field goal that pulled Denver within 17-10 at halftime.

Early in the third quarter, Denver nose tackle Greg Kragen forced a Tim Worley fumble that cornerback Tyrone Braxton recovered for the Broncos on the Steelers' 37-yard line. On first down, Elway found wide receiver Vance Johnson for a touchdown to tie the score at 17. Pittsburgh's next two possessions ended in Anderson field goals, and the Steelers held a 23-17 lead in the early stages of the fourth quarter.

After an exchange of punts, the Broncos took possession on their own 29 with 7:06 left in the game. Elway connected with Jackson for 18 yards and then handed off to running back Bobby Humphrey, who pitched the ball back to Elway, setting up his 36-yard strike to Johnson that gave Denver a first down on the Steelers' 26. Humphrey ran on the next four plays, gaining 24 yards and taking the ball to the 2. On third-and-goal from the 1, Bratton scored again and Treadwell's extra point gave Denver its first lead of the game with 2:27 left in regulation.

Pittsburgh got the ball on its own 20, but on third down Brister's signals were drowned out by the crowd and he mis-handled the snap. Randy Robbins recovered for Denver on the Pittsburgh 18, and the Broncos were able to run out the clock.

OFFICIALS:

Referee — Gene Barth (14); **Umpire** — Dave Hamilton (42); **Line Judge** — Ron Blum (83); **Side Judge** — Gene Austin (34); **Head Linesman** — Ron Phares (10); **Back Judge** — Louis Richard (68); **Field Judge** — Bobby Skelton (73).

DENVER BRONCOS

OFFENSE

WR 82 V. Johnson
LT 60 G. Perry
LG 66 J. Juriga
C 72 K. Kartz
RG 67 D. Widell
RT 76 K. Lanier
TE 89 O. Mobley
WR 80 M. Jackson
QB 7 J. Elway
FB 32 M. Bratton
RB 26 B. Humphrey

DEFENSE

LE 92 A. Carreker
NT 71 G. Kragen
RE 90 R. Holmes
LOLB 56 M. Brooks
LILB 51 M. Munford
RILB 77 K. Mecklenburg
ROLB 73 S. Fletcher
LCB 34 T. Braxton
RCB 24 W. Henderson
SS 49 D. Smith
FS 27 S. Atwater

BRONCOS SUBSTITUTIONS: P 2 M. Horan, QB 8 G. Kubiak, K 9 D. Treadwell, RB 23 S. Winder, S 25 K. Corrington, CB 29 D. Corrington, RB 30 S. Sewell, RB 35 K. Bell, CB 36 M. Haynes, S 48 R. Robbins, G/C 54 K. Bishop, LB 55 R. Dennison, LB 58 S. Curtis, LB 59 T. Lucas, DE/NT 61 A. Townsend, G 65 M. Smith, DE/NT 68 B. Henke, WR 83 M. Young, WR 84 R. Nattiel, TE 87 P. Kelly, TE 88 C. Kay, DE 91 W. Powers, LB 97 B. Klosterman. **INACTIVE:** RB 40 J. Alexander, C 57 M. Ruether.

PITTSBURGH STEELERS

OFFENSE

WR 87 W. Thompson
LT 65 J. Jackson
LG 79 J. Reinstra
C 63 D. Dawson
RG 74 T. Long
RT 62 T. Ilkin
TE 84 M. Mularkey
WR 83 L. Lipps
QB 6 B. Brister
FB 33 M. Hoge
RB 38 T. Worley

DEFENSE

LE 93 K. Willis
NT 98 G. Williams
RE 78 T. Johnson
LOLB 53 B. Hinkle
LILB 50 D. Little
RILB 54 H. Nickerson
ROLB 95 G. Lloyd
LCB 49 D. Woodruff
RCB 26 R. Woodson
SS 37 C. Lake
FS 27 T. Everett

STEELERS SUBSTITUTIONS: K 1 G. Anderson, P 18 H. Newsome, RB 20 D. Stone, CB 22 L. Griffin, RB 23 T. Tyrell, CB 25 D. Arnold, CB 35 D. Hall, RB 40 R. Wilkerson, CB 44 D. Johnson, LB 55 T. Simien, G 60 B. Blakenship, NT 68 L. Freeman, T 71 T. Ricketts, G/T 73 C. Wolfey, WR 80 M. Stock, TE 85 T. O'Shea, LB 90 T. Stowe, LB 91 J. Williams, DE 94 A. Jones, LB 92 J. Olsavsky. **DID NOT PLAY:** QB 11 R. Strom, C 51 C. Lanza, WR 82 D. Hill. **INACTIVE:** QB 14 T. Blackledge, WR 88 J. Johnson.

		1	2	3	4	OT	TOTAL	FIELD GOALS (made () & missed)		
VISITOR	Pittsburgh Steelers	3	14	3	3	—	23	G. Anderson	(32)	(35) (32)
HOME	Denver Broncos	0	10	7	7	—	24	D. Treadwell	(43)	

Team	Qtr	Clock Time	PLAY DESCRIPTION (Extra Point) (Drive Info)	SCORE Visitor	Home
STEELERS	1	7:47	G. Anderson 32 yd. Field Goal (13-65, 7:47)	3	0
STEELERS	2	1:38	M. Hoge 7 yd. run (G. Anderson, kick) (5-93, 2:27)	10	0
BRONCOS	2	8:38	M. Bratton 1 yd. run (D. Treadwell, kick) (12-75, 7:00)	10	7
STEELERS	2	14:34	L. Lipps 9 yd. pass from B. Brister (G. Anderson, kick) (12-77, 5:56)	17	7
BRONCOS	2	15:00	D. Treadwell 43 yd. Field Goal (3-41, 0:26)	17	10
BRONCOS	3	1:58	V. Johnson 37 yd. pass from J. Elway (D. Treadwell, kick) (1-37, 0:07)	17	17
STEELERS	3	7:26	G. Anderson 35 yd. Field Goal (10-62, 5:28)	20	17
STEELERS	4	0:07	G. Anderson 32 yd. Field Goal (10-34, 5:54)	23	17
BRONCOS	4	12:33	M. Bratton 1 yd. run (D. Treadwell, kick) (9-71, 4:39)	23	24

Denver Broncos

533



Washington 42, Denver 10

Sunday, Jan. 31, 1988 • 3:20 p.m. PST • Jack Murphy Stadium • San Diego

WEATHER: Mostly Cloudy, 61°, Wind SW 5 mph • ATTENDANCE: 73,302 • TIME: 3:40

Super Bowl XXII



The Washington Redskins scored 35 points in the second quarter to power their way to a 42-10 victory against the Denver Broncos in Super Bowl XXII at Jack Murphy Stadium in San Diego in front of 73,302 fans.

Super Bowl MVP Doug Williams of Washington completed 18-of-29 passes for 340 yards with four touchdowns while running back Timmy Smith gained 204 yards on 22 carries, scoring twice, and wide receiver Ricky Sanders caught nine passes for 193 yards (21.4 avg.) with two touchdowns.

The Broncos took an early lead on their first play from scrimmage, a 56-yard pass from John Elway to Ricky Nattiel that occurred with 1:57 gone in the game. Denver's next possession stalled at the Redskins' 7-yard line, but Rich Karlis put the Broncos up 10-0 with a 24-yard field goal.

In the second quarter, however, Denver's dreams of a World Championship were blown apart by the Redskins. On Washington's first play of the quarter, Williams and Sanders connected for an 80-yard touchdown pass to bring the score to 10-7. The Redskins took the lead for good on the fifth play of their next possession when Williams found Gary Clark for a 27-yard touchdown.

Denver got as far as the Washington 26 on its next drive, but Karlis' 43-yard field goal attempt sailed wide left. Two plays later, Smith scored on a 58-yard run to increase the Washington lead to 21-10. The Redskins' next possession ended with a 50-yard Williams-to-Sanders touchdown pass, and minutes later, Williams and Clint Didier combined for an 8-yard touchdown pass to give the Redskins a 35-10 lead at halftime.

The Broncos could move only as far as the Redskins' 48-yard line in the second half, and Washington closed out the scoring late in the game on a 4-yard run by Smith.

The Redskins finished with 602 total yards, including the 340 passing yards from Williams. Their defense limited Denver to 327 total yards while holding Elway to just 14-of-38 passing for 257 yards and intercepting him three times. The Broncos were only able to total 97 rushing yards in the game and were held to 2-of-12 (16.7%) success on third downs.

OFFICIALS:

Referee — Bob McElwee (95); **Umpire** — Al Conway (27); **Line Judge** — Jack Fette (39); **Side Judge** — Don Wedge (28); **Head Linesman** — Dale Hamer (104); **Back Judge** — Al Jury (106); **Field Judge** — Johnny Grier (23).

DENVER BRONCOS

OFFENSE

WR 80 M. Jackson
LT 70 D. Studdard
LG 54 K. Bishop
C 62 M. Freeman
RG 79 S. Humphries
RT 76 K. Lanier
TE 88 C. Kay
QB 7 J. Elway
RB 23 S. Winder
RB 33 G. Lang
WR 84 R. Nattiel

DEFENSE

LE 61 A. Townsend
NT 71 G. Kragen
RE 75 R. Jones
LOLB 73 S. Fletcher
LILB 77 K. Mecklenburg
RILB 98 R. Hunley
ROLB 50 J. Ryan
LCB 36 M. Haynes
RCB 45 S. Wilson
SS 31 D. Smith
FS 22 T. Lilly

BRONCOS SUBSTITUTIONS: P 2 M. Horan, K 3 R. Karlis, QB 8 G. Kubiak, RB 24 T. Boddie, DB 27 K. Clark, CB 28 J. Castille, RB 30 S. Sewell, CB 34 T. Braxton, RB 35 K. Bell, DB 38 B. Plummer, RB 46 B. Micho, S 48 R. Robbins, LB 55 R. Dennison, LB 56 M. Brooks, LB 59 T. Lucas, DE 65 W. Bowyer, C 72 K. Kartz, WR 81 S. Watson, WR 82 V. Johnson, TE 89 O. Mobley, DE 90 F. Gilbert, LB 97 B. Klosterman. **DID NOT PLAY:** C 68 L. Lee.

WASHINGTON REDSKINS

OFFENSE

WR 87 G. Clark
LT 66 J. Jacoby
LG 63 R. McKenzie
C 53 J. Bostic
RG 69 R. C. Theilemann
RT 73 M. May
TE 86 C. Didier
TE 85 D. Warren
QB 17 D. Williams
RB 38 T. Smith
WR 83 R. Sanders

DEFENSE

LE 71 C. Mann
LT 65 D. Butz
RT 77 D. Grant
RE 72 D. Manley
LLB 55 M. Kaufman
MLB 52 N. Oikewicz
RLB 51 M. Coleman
LCB 28 D. Green
RCB 23 T. Bowles
SS 45 B. Bulburn
FS 40 A. Walton

REDSKINS SUBSTITUTIONS: K 6 A. Haji-Sheikh, QB 10 J. Schroeder, P 12 S. Cox, RB 24 K. Bryant, RB 29 R. Branch, S 31 C. Vaughn, CB 32 V. Dean, CB 34 B. Davis, RB 35 K. Griffin, RB 38 G. Rogers, CB 46 D. Woodberry, LB 50 R. Caldwell, LB 54 K. Gouveia, LB 57 R. Milot, G 61 R. Kehr, DE 64 S. Hamilton, G 68 R. Grimm, DE 74 M. Koch, DT 78 D. Hamel, WR 80 E. Yarbber, WR 81 A. Monk, TE 82 A. Jones, TE 87 T. Orr.

		1	2	3	4	OT	TOTAL	FIELD GOALS (made () & missed)	
VISITOR	Washington Redskins	0	35	0	7	—	42	A. Haji-Sheikh	46HU
HOME	Denver Broncos	10	0	0	0	—	10	R. Karlis	(24) 43WL

Team	Qtr	Clock Time	PLAY DESCRIPTION (Extra Point) (Drive Info)	SCORE	
				Visitor	Home
BRONCOS	1	1:57	R. Nattiel 56 yd. pass from J. Elway (R. Karlis, kick) (1-56, 0:08)	0	7
BRONCOS	1	5:51	R. Karlis 24 yd. Field Goal (7-61, 2:05)	0	10
REDSKINS	2	0:53	R. Sanders 80 yd. pass from D. Williams (A. Haji-Sheikh, kick) (1-80, 0:10)	7	10
REDSKINS	2	4:45	G. Clark 27 yd. pass from D. Williams (A. Haji-Sheikh, kick) (5-64, 2:44)	14	10
REDSKINS	2	8:33	T. Smith 58 yd. run (A. Haji-Sheikh, kick) (2-74, 0:51)	21	10
REDSKINS	2	11:18	R. Sanders 50 yd. pass from D. Williams (A. Haji-Sheikh, kick) (3-60, 0:52)	28	10
REDSKINS	2	13:56	C. Didier 8 yd. pass from D. Williams (A. Haji-Sheikh, kick) (7-79, 1:10)	35	10
REDSKINS	4	1:51	T. Smith 4 yd. run (A. Haji-Sheikh, kick) (4-68, 2:03)	42	10

FINAL INDIVIDUAL STATISTICS

Washington Redskins											Denver Broncos												
RUSHING	ATT	YDS	AVG	LG	TD						RUSHING	ATT	YDS	AVG	LG	TD							
T. Smith	22	204	9.3	58	2						G. Lang	5	38	7.6	13	0							
K. Bryant	8	38	4.8	15	0						J. Elway	3	32	10.7	21	0							
G. Clark	1	25	25.0	25	0						S. Winder	8	30	3.8	13	0							
G. Rogers	5	17	3.4	5	0						S. Sewell	1	-3	-3.0	0	0							
K. Griffin	1	2	2.0	2	0																		
D. Williams	2	-2	-1.0	0	0																		
R. Sanders	1	-4	-4.0	-4	0																		
TOTAL	40	280	7.0	58	2						TOTAL	17	97	5.7	21	0							
PASSING	ATT	CMP	YDS	YD	TD	LG	IN	Rtg.			PASSING	ATT	CMP	YDS	YD	TD	LG	IN	Rtg.				
D. Williams	29	18	340	1/10	4	80	1	127.9			J. Elway	38	14	257	5/50	1	56	3	36.8				
J. Schroeder	1	0	0	1/8	0	0	0	39.6			S. Sewell	1	1	23	0/0	0	23	0	118.8				
TOTAL	30	18	340	2/18	4	80	1	125.0			TOTAL	39	15	280	5/50	1	56	3	40.5				
PASS RECEIVING	NO	YDS	AVG	LG	TD						PASS RECEIVING	NO	YDS	AVG	LG	TD							
R. Sanders	9	193	21.4	80	2						M. Jackson	4	76	19.0	32	0							
G. Clark	3	55	18.3	27	1						S. Sewell	4	41	10.3	18	0							
D. Warren	2	15	7.5	9	0						R. Nattiel	2	69	34.5	56	1							
A. Monk	1	40	40.0	40	0						C. Kay	2	38	19.0	27	0							
K. Bryant	1	20	20.0	20	0						S. Winder	1	26	26.0	26	0							
T. Smith	1	9	9.0	9	0						J. Elway	1	23	23.0	23	0							
C. Didier	1	8	8.0	8	1						G. Lang	1	7	7.0	7	0							
TOTAL	18	340	18.9	80	4						TOTAL	15	280	18.7	56	1							
INTERCEPTIONS	NO	YDS	AVG	LG	TD						INTERCEPTIONS	NO	YDS	AVG	LG	TD							
B. Wilburn	2	11	5.5	11	0						J. Castille	1	0	0.0	0	0							
B. Davis	1	0	0.0	0	0																		
TOTAL	3	11	3.7	11	0						TOTAL	1	0	0.0	0	0							
PUNTING	NO	YDS	AVG	NET	TB	IN20	LG				PUNTING	NO	YDS	AVG	NET	TB	IN20	LG					
S. Cox	4	150	37.5	33.0	0	0	42				M. Horan	7	253	36.1	33.3	1	1	43					
TOTAL	4	150	37.5	33.0	0	0	42				TOTAL	7	253	36.1	33.3	1	1	43					
PUNT RETURNS	NO	YDS	AVG	FC	LG	TD						PUNT RETURNS	NO	YDS	AVG	FC	LG	TD					
D. Green	1	0	0.0	1	0	0						K. Clark	2	18	9.0	0	9	0					
D. Yarber	0	0	0.0	1	—	0						(DOWNED)	2	0	0.0	0	—	0					
(DOWNED)	4	0	0.0	0	—	0																	
RETURNS	1	0	0.0	2	0	0						RETURNS	2	18	9.0	0	9	0					
KICKOFF RETURNS	NO	YDS	AVG	FC	LG	TD						KICKOFF RETURNS	NO	YDS	AVG	FC	LG	TD					
R. Sanders	3	46	15.3	0	16	0						K. Bell	5	88	17.6	0	21	0					
RETURNS	3	46	15.3	0	16	0						RETURNS	5	88	17.6	0	21	0					
Washington Redskins	Own	Fumbles	Fum	Lost	Rec.	Yds	TD	Opp. Rec.	Yds	TD	Out Bnds	Denver Broncos	Own	Fumbles	Fum	Lost	Rec.	Yds	TD	Opp. Rec.	Yds	TD	Out Bnds
R. Caldwell	0	0	1	0	0	0	0	0	0	0	0	B. Klosterman	0	0	0	0	0	0	0	1	0	0	0
R. Sanders	1	0	0	0	0	0	0	0	0	0	0												
TOTAL	1	0	1	0	0	0	0	0	0	0	0	TOTAL	0	0	0	0	0	1	0	0	0	0	

FINAL TEAM STATISTICS

	REDSKINS	BRONCOS		REDSKINS	BRONCOS
TOTAL FIRST DOWNS	25	18	PUNTS Number and Average	4-37.5	7-36.1
By Rushing	13	6	Had Blocked	0	0
By Passing	11	10	FGs — PATs Had Blocked	0-0	0-0
By Penalty	1	2	TOTAL RETURN YARDAGE (Not Including Kickoffs)	11	18
THIRD DOWN EFFICIENCY	9-15-60%	2-12-17%	No. and Yards Punt Returns	1-0	2-18
FOURTH DOWN EFFICIENCY	0-0-0%	0-0-0%	No. and Yards Kickoff Returns	3-46	5-88
TOTAL NET YARDS	602	327	No. and Yards Interception Returns	3-11	1-0
Total Offensive Plays (inc. times thrown passing)	72	61	PENALTIES Number and Yards	6-65	5-26
Average gain per offensive play	8.4	5.4	FUMBLES Number and Lost	1-0	0-0
NET YARDS RUSHING	280	97	TOUCHDOWNS	6	1
Total Rushing Plays	40	17	Rushing	2	0
Average gain per rushing play	7.0	5.7	Passing	4	1
NET YARDS PASSING	322	230	Returns	0	0
Times thrown — yards lost attempting to pass	2-18	5-50	EXTRA POINTS Made-Attempts	6-6	1-1
Gross yards passing	340	280	FIELD GOALS Made-Attempts	0-1	1-2
PASS ATTEMPTS-COMPLETIONS-HAD INTERCEPTED	30-18-1	39-15-3	SAFETIES	0	0
Average gain per pass play (inc. # thrown passing)	10.1	5.2	FINAL SCORE	42	10
			TIME OF POSSESSION	35:15	24:45

BRONCOS DEFENSIVE STATISTICS

(based on unofficial press box statistics)																		
PLAYER	UT	A	TT	S-YDS	I-YDS	PD	FF	FR	PLAYER	UT	A	TT	S-YDS	I-YDS	PD	FF	FR	
D. Smith	7	2	9	0-0	0-0	0	0	0	J. Ryan	3	0	3	0-0	0-0	0	0	0	
K. Mecklenburg	7	0	7	1-8	0-0	0	0	0	A. Townsend	3	0	3	0-0	0-0	1	0	0	
S. Fletcher	6	0	6	0-0	0-0	0	0	0	G. Kragen	2	0	2	0-0	0-0	0	0	0	
F. Gilbert	4	1	5	0-0	0-0	0	0	0	J. Castille	1	0	1	0-0	1-0	0	0	0	
R. Jones	4	0	4	1-10	0-0	0	0	0	R. Dennison	1	0	1	0-0	0-0	0	0	0	
T. Lilly	4	0	4	0-0	0-0	0	0	0	R. Hunley	1	0	1	0-0	0-0	0	0	0	
S. Wilson	4	0	4	0-0	0-0	0	0	0	R. Robbins	1	0	1	0-0	0-0	1	0	0	
M. Haynes	3	0	3	0-0	0-0	0	0	0	B. Klosterman	0	0	0	0-0	0-0	0	1	0	
TEAM TOTALS									45	9	54	2-18	1-0	2	1	0		



Denver 38, Cleveland 33

Sunday, Jan. 17, 1988 • 2 p.m. MST • Mile High Stadium • Denver

WEATHER: Mostly Sunny, 44°, Wind NE 8 mph • ATTENDANCE: 75,993 • TIME: 3:37

1987 AFC Championship Game

The Broncos' Jeremiah Castille recovered a Cleveland fumble on Denver's 3-yard line with just over a minute left in the game, helping the club to a 38-33 victory against the Browns in the AFC Championship Game in front of 75,993 fans at Mile High Stadium.

An interception by defensive end Freddie Gilbert set up the Broncos' first score of the afternoon. Quarterback John Elway found wide receiver Ricky Nattiel for an 8-yard touchdown at 3:38 of the first quarter that put Denver ahead 7-0.

After Gene Lang took off on a 42-yard run, which set a franchise record for the longest postseason rush, Denver faced third-and-goal from the Cleveland 3 late in the first quarter. Elway threw incomplete into the end zone, but the Browns were penalized for holding, giving the Broncos new life at the 1-yard line. Running back Steve Sewell scored on first down to give Denver a 14-0 lead 11:06 into the first quarter.

The Browns scored their first points of the game on a 24-yard Matt Bahr field goal at 1:41 of the second quarter. Denver answered at 6:59 of the quarter with a 1-yard Lang touchdown run that upped its lead to 21-3.

After Elway was intercepted by Felix Wright four plays into the second half, Cleveland needed just three plays to go 35 yards and score on an 18-yard pass from Bernie Kosar to Reggie Langhorne. The Broncos answered when Elway scrambled right and threw to Mark Jackson, who caught the ball at the Broncos' 25, evaded two tacklers and sprinted for an 80-yard touchdown that gave the Broncos a 28-10 lead at 5:03 of the third quarter.

The Browns pulled within 28-17 when Kosar found Earnest Byner for a 32-yard touchdown at 8:10 of the third quarter.

Cleveland narrowed the Broncos' lead to 28-24 on a Byner 4-yard touchdown run at 11:15 of the third quarter. Just before the end of the third period, Rich Karlis capped off a Denver possession with a 38-yard field goal.

The Browns tied the score at 31 on a 4-yard touchdown pass from Kosar to Webster Slaughter at 4:12 of the final period. Denver went ahead 38-31 with just over four minutes left to play on a 20-yard Elway-to-Sammy Winder touchdown pass.

Kosar and the Browns advanced to the Denver 8-yard line with 1:12 remaining when Byner had the ball stripped by Castille, who recovered the fumble at the 3-yard line. Denver took a late safety before time ran out on the Browns.

OFFICIALS:

Referee — Jim Tunney (32); **Umpire** — Ben Montgomery (117); **Line Judge** — Ron Blum (83); **Side Judge** — Bill Quinby (58); **Head Linesman** — Sid Semon (109); **Back Judge** — Roy Clymer (24); **Field Judge** — Dick Dolack (31).

DENVER BRONCOS

OFFENSE

WR 84 R. Nattiel
LT 70 D. Studdard
LG 54 K. Bishop
C 62 M. Freeman
RG 79 S. Humphries
RT 76 K. Lanier
TE 88 C. Kay
WR 80 M. Jackson
QB 7 J. Elway
HB 23 S. Winder
FB 33 G. Lang

DEFENSE

LE 61 A. Townsend
NT 71 G. Kragen
RE 75 R. Jones
LOLB 73 S. Fletcher
LILB 77 K. Mecklenburg
RILB 98 R. Hunley
ROLB 50 J. Ryan
LCB 36 M. Hayes
FS 22 T. Lilly
SS 49 D. Smith
RCB 45 S. Wilson

BRONCOS SUBSTITUTIONS: P 2 M. Horan, K 3 R. Karlis, QB 8 G. Kubiak, RB 24 T. Boddie, DB 27 K. Clark, CB 28 J. Castille, RB 30 S. Sewell, CB 34 T. Braxton, RB 35 K. Bell, DB 38 B. Plummer, RB 46 B. Micho, S 48 R. Robbins, LB 55 R. Dennison, LB 56 M. Brooks, LB 59 T. Lucas, DE 65 W. Bowyer, C 72 K. Kartz, WR 81 S. Watson, TE 89 O. Mobley, DE 90 F. Gilbert, 95 DE S. Bryan, LB 97 B. Klosterman. **DID NOT PLAY:** C 68 L. Lee.

CLEVELAND BROWNS

OFFENSE

WR 88 R. Langhorne
LT 74 P. Farren
LG 73 G. Rakoczy
C 61 M. Baab
RG 69 D. Fike
RT 63 C. Risien
TE 82 O. Newsome
WR 84 W. Slaughter
QB 19 B. Kosar
RB 81 D. Tennell
FB 34 K. Mack

DEFENSE

LE 91 S. Clancy
NT 72 D. Puzouli
RE 78 C. Hairston
LOLB 50 L. Sanford
LILB 51 E. Johnson
RILB 59 M. Johnson
ROLB 57 C. Matthews
LCB 31 F. Minnifield
SS 29 H. Dixon
RCB 24 R. Ellis
FS 22 F. Wright

BROWNS SUBSTITUTIONS: K 9 M. Bahr, QB 10 M. Pagel, P 11 L. Johnson, CB 23 M. Harper, RB 28 H. Fontenot, DB 36 S. Bragggs, S 37 C. Rockins, FB 42 T. Manoa, RB 44 E. Byner, CB 48 D. Hoggard, LB 52 N. Miller, LB 53 A. Griggs, LB 56 D. Grayson, DE 60 A. Baker, C 64 F. Winters, OL 65 D. Haley, G 70 L. Williams, WR 85 C. Weathers, WR 86 B. Brennan, WR 89 G. McNeil, DE 96 R. Camp, DE 99 D. Sims. **DID NOT PLAY:** 18 G. Danielson.

		1	2	3	4	OT	TOTAL	FIELD GOALS (made () & missed)	
VISITOR	Cleveland Browns	0	3	21	9	—	33	M. Bahr (24)	45WR
HOME	Denver Broncos	14	7	10	7	—	38	R. Karlis	50WL (38)

Team	Qtr	Clock Time	PLAY DESCRIPTION (Extra Point) (Drive Info)	SCORE Visitor	Home
BRONCOS	1	3:38	R. Nattiel 8 yd. pass from J. Elway (R. Karlis, kick) (4-18, 2:05)	0	7
BRONCOS	1	11:06	S. Sewell 1 yd. run (R. Karlis, kick) (8-60, 3:47)	0	14
BROWNS	2	1:41	M. Bahr 24 yd. Field Goal (13-64, 5:35)	3	14
BRONCOS	2	6:59	G. Lang 1 yd. run (R. Karlis, kick) (11-80, 5:18)	3	21
BROWNS	3	3:44	R. Langhorne 18 yd. pass from B. Kosar (M. Bahr, kick) (3-35, 1:30)	10	21
BRONCOS	3	5:03	M. Jackson 80 yd. pass from J. Elway (R. Karlis, kick) (3-80, 1:19)	10	28
BROWNS	3	8:10	E. Byner 32 yd. pass from B. Kosar (M. Bahr, kick) (5-80, 3:07)	17	28
BROWNS	3	11:15	E. Byner 4 yd. run (M. Bahr, kick) (4-42, 1:58)	24	28
BRONCOS	3	14:50	R. Karlis 38 yd. Field Goal (9-59, 3:35)	24	31
BROWNS	4	4:12	W. Slaughter 4 yd. pass from B. Kosar (M. Bahr, kick) (9-86, 4:22)	31	31
BRONCOS	4	10:59	S. Winder 20 yd. pass from J. Elway (R. Karlis, kick) (5-75, 1:13)	31	38
BROWNS	4	14:52	Safety—M. Horan runs out of end zone (Minnifield)	33	38

FINAL INDIVIDUAL STATISTICS

Cleveland Browns										Denver Broncos																																																																																																																																																																																																																																																																																																																																																																																																																																																																	
RUSHING E. Byner K. Mack	ATT	YDS	AVG	LG	TD					RUSHING S. Winder G. Lang J. Elway T. Boddie S. Sewell M. Horan TOTAL	ATT	YDS	AVG	LG	TD																																																																																																																																																																																																																																																																																																																																																																																																																																																												
	15	67	4.5	16	1						20	72	3.6	10	0																																																																																																																																																																																																																																																																																																																																																																																																																																																												
	12	61	5.1	14	0						5	51	10.2	42	1																																																																																																																																																																																																																																																																																																																																																																																																																																																												
									11		36	3.3	11	0																																																																																																																																																																																																																																																																																																																																																																																																																																																													
												1	8	8.0	8	0																																																																																																																																																																																																																																																																																																																																																																																																																																																											
												1	1	1.0	1	1																																																																																																																																																																																																																																																																																																																																																																																																																																																											
												1	-12	-12.0	-12	0																																																																																																																																																																																																																																																																																																																																																																																																																																																											
												39	156	4.0	42	2																																																																																																																																																																																																																																																																																																																																																																																																																																																											
TOTAL										27	128	4.7	16	1																																																																																																																																																																																																																																																																																																																																																																																																																																																													
PASSING	ATT	CMP	YDS	TKD/ YD	TD	LG	IN	Rtg.		PASSING	ATT	CMP	YDS	TKD/ YD	TD	LG	IN	Rtg.																																																																																																																																																																																																																																																																																																																																																																																																																																																									
B. Kosar	41	26	356	2/20	3	53	1	105.3		J. Elway	26	14	281	2/25	3	80	1	114.4																																																																																																																																																																																																																																																																																																																																																																																																																																																									
TOTAL										41	26	356	2/20	3	53	1	105.3	TOTAL																																																																																																																																																																																																																																																																																																																																																																																																																																																									
										26	14	281	2/25	3	80	1	114.4																																																																																																																																																																																																																																																																																																																																																																																																																																																										
PASS RECEIVING										NO	YDS	AVG	LG	TD	PASS RECEIVING																																																																																																																																																																																																																																																																																																																																																																																																																																																												
										7	120	17.1	53	1																																																																																																																																																																																																																																																																																																																																																																																																																																																													
										4	53	13.3	24	1																																																																																																																																																																																																																																																																																																																																																																																																																																																													
										4	48	12.0	19	0																																																																																																																																																																																																																																																																																																																																																																																																																																																													
										4	28	7.0	9	0																																																																																																																																																																																																																																																																																																																																																																																																																																																													
										3	35	11.7	25	0																																																																																																																																																																																																																																																																																																																																																																																																																																																													
										2	48	24.0	30	1																																																																																																																																																																																																																																																																																																																																																																																																																																																													
										1	19	19.0	19	0																																																																																																																																																																																																																																																																																																																																																																																																																																																													
										1	5	5.0	5	0																																																																																																																																																																																																																																																																																																																																																																																																																																																													
										26	356	13.7	53	3	TOTAL																																																																																																																																																																																																																																																																																																																																																																																																																																																												
										14	281	20.1	80	3																																																																																																																																																																																																																																																																																																																																																																																																																																																													
INTERCEPTIONS										NO	YDS	AVG	LG	TD	INTERCEPTIONS																																																																																																																																																																																																																																																																																																																																																																																																																																																												
										1	13	13.0	13	0																																																																																																																																																																																																																																																																																																																																																																																																																																																													
										1	13	13.0	13	0																																																																																																																																																																																																																																																																																																																																																																																																																																																													
TOTAL										1	13	13.0	13	0	TOTAL																																																																																																																																																																																																																																																																																																																																																																																																																																																												
										1	0	0.0	0	0																																																																																																																																																																																																																																																																																																																																																																																																																																																													
										1	0	0.0	0	0																																																																																																																																																																																																																																																																																																																																																																																																																																																													
PUNTING										NO	YDS	AVG	NET	TB	IN20	LG	PUNTING																																																																																																																																																																																																																																																																																																																																																																																																																																																										
										2	96	48.0	41.5	0	0	59																																																																																																																																																																																																																																																																																																																																																																																																																																																											
										2	83	41.5	29.5	0	0	44																																																																																																																																																																																																																																																																																																																																																																																																																																																											
										1	18	18.0	18.0	0	0	18																																																																																																																																																																																																																																																																																																																																																																																																																																																											
										3	101	33.7	25.7	0	0	48	TOTAL																																																																																																																																																																																																																																																																																																																																																																																																																																																										
TOTAL										2	96	48.0	41.5	0	0	59	TOTAL																																																																																																																																																																																																																																																																																																																																																																																																																																																										
										3	101	33.7	25.7	0	0	48																																																																																																																																																																																																																																																																																																																																																																																																																																																											
PUNT RETURNS										NO	YDS	AVG	FC	LG	TD	PUNT RETURNS																																																																																																																																																																																																																																																																																																																																																																																																																																																											
										2	24	12.0	0	17	0																																																																																																																																																																																																																																																																																																																																																																																																																																																												
										1	0	0.0	0	—	0																																																																																																																																																																																																																																																																																																																																																																																																																																																												
										2	24	12.0	0	17	0																																																																																																																																																																																																																																																																																																																																																																																																																																																												
RETURNS										2	24	12.0	0	17	0	RETURNS																																																																																																																																																																																																																																																																																																																																																																																																																																																											
										2	13	6.5	0	10	0																																																																																																																																																																																																																																																																																																																																																																																																																																																												
KICKOFF RETURNS										NO	YDS	AVG	FC	LG	TD	KICKOFF RETURNS																																																																																																																																																																																																																																																																																																																																																																																																																																																											
										5	94	18.8	0	28	0																																																																																																																																																																																																																																																																																																																																																																																																																																																												
										5	94	18.8	0	28	0																																																																																																																																																																																																																																																																																																																																																																																																																																																												
RETURNS										3	43	14.3	0	23	0	RETURNS																																																																																																																																																																																																																																																																																																																																																																																																																																																											
										3	43	14.3	0	23	0																																																																																																																																																																																																																																																																																																																																																																																																																																																												
										3	43	14.3	0	23	0																																																																																																																																																																																																																																																																																																																																																																																																																																																												
Cleveland Browns										Own	Opp.	Own	Opp.	Own	Opp.	Own	Opp.	Own	Opp.	Own	Opp.																																																																																																																																																																																																																																																																																																																																																																																																																																																						
FUMBLES										Fum	Lost	Rec.	Yds	TD	FF	Rec.	Yds	TD	FF	Rec.	Yds	TD	FF	Rec.	Yds	TD	FF	Rec.	Yds	TD	FF	Rec.	Yds	TD	FF	Rec.	Yds	TD	FF	Rec.	Yds	TD	FF	Rec.	Yds	TD	FF	Rec.	Yds	TD	FF	Rec.	Yds	TD	FF	Rec.	Yds	TD	FF	Rec.	Yds	TD	FF	Rec.	Yds	TD	FF	Rec.	Yds	TD	FF	Rec.	Yds	TD	FF	Rec.	Yds	TD	FF	Rec.	Yds	TD	FF	Rec.	Yds	TD	FF	Rec.	Yds	TD	FF	Rec.	Yds	TD	FF	Rec.	Yds	TD	FF	Rec.	Yds	TD	FF	Rec.	Yds	TD	FF	Rec.	Yds	TD	FF	Rec.	Yds	TD	FF	Rec.	Yds	TD	FF	Rec.	Yds	TD	FF	Rec.	Yds	TD	FF	Rec.	Yds	TD	FF	Rec.	Yds	TD	FF	Rec.	Yds	TD	FF	Rec.	Yds	TD	FF	Rec.	Yds	TD	FF	Rec.	Yds	TD	FF	Rec.	Yds	TD	FF	Rec.	Yds	TD	FF	Rec.	Yds	TD	FF	Rec.	Yds	TD	FF	Rec.	Yds	TD	FF	Rec.	Yds	TD	FF	Rec.	Yds	TD	FF	Rec.	Yds	TD	FF	Rec.	Yds	TD	FF	Rec.	Yds	TD	FF	Rec.	Yds	TD	FF	Rec.	Yds	TD	FF	Rec.	Yds	TD	FF	Rec.	Yds	TD	FF	Rec.	Yds	TD	FF	Rec.	Yds	TD	FF	Rec.	Yds	TD	FF	Rec.	Yds	TD	FF	Rec.	Yds	TD	FF	Rec.	Yds	TD	FF	Rec.	Yds	TD	FF	Rec.	Yds	TD	FF	Rec.	Yds	TD	FF	Rec.	Yds	TD	FF	Rec.	Yds	TD	FF	Rec.	Yds	TD	FF	Rec.	Yds	TD	FF	Rec.	Yds	TD	FF	Rec.	Yds	TD	FF	Rec.	Yds	TD	FF	Rec.	Yds	TD	FF	Rec.	Yds	TD	FF	Rec.	Yds	TD	FF	Rec.	Yds	TD	FF	Rec.	Yds	TD	FF	Rec.	Yds	TD	FF	Rec.	Yds	TD	FF	Rec.	Yds	TD	FF	Rec.	Yds	TD	FF	Rec.	Yds	TD	FF	Rec.	Yds	TD	FF	Rec.	Yds	TD	FF	Rec.	Yds	TD	FF	Rec.	Yds	TD	FF	Rec.	Yds	TD	FF	Rec.	Yds	TD	FF	Rec.	Yds	TD	FF	Rec.	Yds	TD	FF	Rec.	Yds	TD	FF	Rec.	Yds	TD	FF	Rec.	Yds	TD	FF	Rec.	Yds	TD	FF	Rec.	Yds	TD	FF	Rec.	Yds	TD	FF	Rec.	Yds	TD	FF	Rec.	Yds	TD	FF	Rec.	Yds	TD	FF	Rec.	Yds	TD	FF	Rec.	Yds	TD	FF	Rec.	Yds	TD	FF	Rec.	Yds	TD	FF	Rec.	Yds	TD	FF	Rec.	Yds	TD	FF	Rec.	Yds	TD	FF	Rec.	Yds	TD	FF	Rec.	Yds	TD	FF	Rec.	Yds	TD	FF	Rec.	Yds	TD	FF	Rec.	Yds	TD	FF	Rec.	Yds	TD	FF	Rec.	Yds	TD	FF	Rec.	Yds	TD	FF	Rec.	Yds	TD	FF	Rec.	Yds	TD	FF	Rec.	Yds	TD	FF	Rec.	Yds	TD	FF	Rec.	Yds	TD	FF

FINAL TEAM STATISTICS

BROWNS							BRONCOS						
TOTAL FIRST DOWNS	25						24						
By Rushing	8						10						
By Passing	15						11						
By Penalty	2						3						
THIRD DOWN EFFICIENCY	8-14-57%						7-14-50%						
FOURTH DOWN EFFICIENCY	1-1-100%						0-1-0%						
TOTAL NET YARDS	464						412						
Total Offensive Plays (inc. times thrown passing)	70						67						
Average gain per offensive play	6.6						6.1						
NET YARDS RUSHING	128						156						
Total Rushing Plays	27						39						
Average gain per rushing play	4.7						4.0						
NET YARDS PASSING	336						256						
Times thrown - yards lost attempting to pass	2-20						2-25						
Gross yards passing	356						281						
PASS ATTEMPTS-COMPLETIONS-HAD INTERCEPTED	41-26-1						26-14-1						
Average gain per pass play (inc. # thrown passing)	7.8						9.1						
PUNTS Number and Average	2-48.0						3-33.7						
Had Blocked	0						0						
FGs - PATs Had Blocked	0-0						0-0						
TOTAL RETURN YARDAGE (Not Including Kickoffs)	37						13						
No. and Yards Punt Returns	2-24						2-13						
No. and Yards Kickoff Returns	5-94						3-43						
No. and Yards Interception Returns	1-13						1-0						
PENALTIES Number and Yards	7-59						7-44						
FUMBLES Number and Lost	3-3						2-1						
TOUCHDOWNS	4						5						
Rushing	1						2						
Passing	3						3						
EXTRA POINTS Made-Attempts	4-4						5-5						
FIELD GOALS Made-Attempts	1-2						1-2						
SAFETIES	0						1						
FINAL SCORE	33						38						
TIME OF POSSESSION	31:37						28:23						

BRONCOS DEFENSIVE STATISTICS

(based on unofficial press box statistics)																	
PLAYER	UT	A	TT	S-YDS	I-YDS	PD	FF	FR	PLAYER	UT	A	TT	S-YDS	I-YDS	PD	FF	FR
T. Lilly	10	1	11	0-0	0-0	1	1	0	T. Boddie	3	0	3	0-0	0-0	0	0	0
J. Ryan	4	4	8	0-0	0-0	0	0	0	R. Dennison	3	0	3	0-0	0-0	0	0	0
R. Hunley	5	1	6	0-0	0-0	0	0	0	J. Castille	2	0	2	0-0	0-0	0	1	1
S. Fletcher	5	0	5	1-9	0-0	1	0	0	R. Robbins	2	0	2	0-0	0-0	0	0	1
A. Townsend	3	2	5	0-0	0-0	1	0	0	R. Jones	2	0	2	1-11	0-0	0	0	0
M. Haynes	4	0	4	0-0	0-0	2	0	0	F. Gilbert	1	0	1	0-0	1-0	0	0	0
K. Mecklenburg	3	1	4	0-0	0-0	0	0	0	S. Wilson	1	0	1	0-0	0-0	0	0	1
TEAM TOTALS									54	11	65	2-20	1-0	6	2	3	



Denver 34, Houston 10

Sunday, Jan. 10, 1988 • 2 p.m. MST • Mile High Stadium • Denver

WEATHER: Mostly Sunny, 45°, Wind E 6 mph • ATTENDANCE: 75,968 • TIME: 3:07

1987 AFC Divisional Playoff Game

The Denver Broncos advanced to the AFC Championship Game after beating the Houston Oilers 34-10 in front of 75,968 fans at Mile High Stadium. Denver's 24-point win was the largest margin of victory ever for the club in postseason play.

The Broncos were led on defense by Mark Haynes and Karl Mecklenburg, who both picked up key interceptions. Offensively, the club was led by quarterback John Elway (14-of-25 for 259 yards with two touchdowns) and wide receivers Vance Johnson (4 catches for 105 yards) and Clarence Kay (3 catches for 57 yards with two touchdowns).

Punter Mike Horan put the Oilers in a hole after the Broncos' first drive stalled, sending a punt to the Houston 5-yard line, where two plays later, a lateral pass from Warren Moon to Mike Rozier was fumbled. Steve Wilson recovered for Denver on the 1-yard line, and two plays later running back Gene Lang scored to give the Broncos an early 7-0 lead.

Houston's next drive reached the Broncos' 20-yard line before Mecklenburg intercepted a pass and returned it to the Denver 28. Elway hit Kay for 29 yards to move into Houston territory, and five plays later the same connection was made for a 27-yard touchdown pass that gave the Broncos a 14-0 lead.

Both teams added field goals on their first drive of the second quarter to make the score 17-3 in Denver's favor.

After the Houston field goal, Elway threw a 55-yard pass to Johnson, moving the ball to the Oilers' 11. Five plays later, Elway found Kay again for a touchdown on a 1-yard pass to increase the lead to 24-3 with less than two minutes left in the half.

Denver's first possession of the third quarter resulted in a Rich Karlis field goal that gave the club a 27-3 lead. Houston then took 10 plays to reach the Denver 7, but Haynes picked off a Moon pass in the end zone and returned it 57 yards to halt the scoring threat.

Houston's next drive reached the Broncos' 11, but a pass on fourth down fell incomplete. The Oilers got the ball back three plays later when Patrick Allen intercepted an Elway pass, and that led to a 19-yard touchdown pass from Moon to Ernest Givins, cutting Denver's lead to 27-10 at 6:38 of the final period.

The Broncos' Kevin Clark recovered the onside kick that followed, and Denver moved 52 yards on seven plays to score the final points of the game on a 3-yard run by Elway.

OFFICIALS:

Referee — Jerry Markbreit (9); **Umpire** — Ed Fiffick (57); **Line Judge** — Ray Dodez (74); **Side Judge** — Larry Nemmers (20); **Head Linesman** — Ed Marion (26); **Back Judge** — Al Jury (106); **Field Judge** — Ron Spittler (119).

DENVER BRONCOS

OFFENSE

WR 82 V. Johnson
LT 70 D. Studdard
LG 54 K. Bishop
C 62 M. Freeman
RG 79 S. Humphries
RT 76 K. Lanier
TE 88 C. Kay
WR 80 M. Jackson
QB 7 J. Elway
RB 30 S. Sewell
FB 89 O. Mobley

DEFENSE

LE 61 A. Townsend
NT 71 G. Kragen
RE 75 R. Jones
LOLB 73 S. Fletcher
LILB 77 K. Mecklenburg
RILB 98 R. Hunley
ROLB 50 J. Ryan
LCB 36 M. Haynes
FS 22 T. Liles
SS 31 M. Harden
RCB 45 S. Wilson

BRONCOS SUBSTITUTIONS: P 2 M. Horan, K 3 R. Karlis, QB 8 G. Kubiak, RB 23 S. Winder, RB 24 T. Boddie, DB 27 K. Clark, CB 28 J. Castille, RB 33 G. Lang, CB 34 T. Braxton, RB 35 K. Bell, DB 38 B. Plummer, RB 46 B. Micho, LB 55 R. Dennison, LB 56 M. Brooks, LB 59 T. Lucas, DE 65 W. Bowyer, C 68 L. Lee, C 72 K. Kartz, WR 81 S. Watson, WR 84 R. Nattiel, TE 86 M. Andrews, DE 90 F. Gilbert, LB 97 B. Klosterman.

HOUSTON OILERS

OFFENSE

WR 85 D. Hill
LT 77 B. Davis
LG 63 M. Munchak
C 52 J. Pennison
RG 74 B. Matthews
RT 70 D. Steinkuhler
TE 87 J. Williams
WR 81 E. Givins
QB 1 W. Moon
RB 30 M. Rozier
FB 32 A. Highsmith

DEFENSE

LE 79 R. Childress
NT 99 D. Smith
RE 71 R. Byrd
LLB 93 R. Lyles
LILB 59 J. Grimsley
RILB 54 A. Smith
RLB 91 J. Meads
LCB 24 S. Brown
RCB 29 P. Allen
SS 25 K. Bostic
FS 31 J. Donaldson

OILERS SUBSTITUTIONS: K 7 T. Zendejas, P 8 J. Gossett, RB 20 A. Pinkett, S 21 B. Eason, S 22 K. Johnson, S 36 C. Birdsong, FB 35 R. Wallace, S 38 D. Bryant, 45 I. Valentine, C 50 B. Kidd, LB 51 E. Fairs, LB 53 E. Seale, LB 57 W. Johnson, G 72 K. Hill, DE 75 J. Baker, WR 80 C. Duncan, WR 82 W. Drewery, WR 84 H. Jeffries, TE 89 J. Parks, DT 94 C. Martin, DE 95 W. Fuller. **DID NOT PLAY:** QB 10 B. Pease, G/T 69 D. Williams.

		1	2	3	4	OT	TOTAL	FIELD GOALS (made () & missed)	
VISITOR	Houston Oilers	0	3	0	7	—	10	T. Zendejas	(46)
HOME	Denver Broncos	14	10	3	7	—	34	R. Karlis	(43) (23)

Team	Qtr	Clock Time	PLAY DESCRIPTION (Extra Point) (Drive Info)	SCORE Visitor	Home
BRONCOS	1	6:19	G. Lang 1 yd. run (R. Karlis, kick) (2-1, 0:39)	0	7
BRONCOS	1	13:34	C. Kay 27 yd. pass from J. Elway (R. Karlis, kick) (6-72, 2:55)	0	14
BRONCOS	2	3:20	R. Karlis 43 yd. Field Goal (7-14, 3:09)	0	17
OILERS	2	9:03	T. Zendejas 46 yd. Field Goal (12-54, 5:43)	3	17
BRONCOS	2	13:08	C. Kay 1 yd. pass from J. Elway (R. Karlis, kick) (9-80, 4:05)	3	24
BRONCOS	3	2:29	R. Karlis 23 yd. Field Goal (5-51, 1:25)	3	27
OILERS	4	6:38	E. Givins 19 yd. pass from W. Moon (T. Zendejas, kick) (3-48, 1:14)	10	27
BRONCOS	4	10:33	J. Elway 3 yd. run (R. Karlis, kick) (7-52, 3:55)	10	34

FINAL INDIVIDUAL STATISTICS

Houston Oilers										Denver Broncos											
RUSHING	ATT	YDS	AVG	LG	TD	RUSHING	ATT	YDS	AVG	LG	TD										
M. Rozier	9	25	3.1	8	0	S. Winder	13	46	3.5	8	0										
A. Pinkett	6	20	3.3	8	0	S. Sewell	5	9	1.8	5	0										
W. Moon	5	15	3.0	7	0	J. Elway	4	8	2.0	4	1										
A. Highsmith	5	13	2.6	11	0	K. Bell	2	7	3.5	5	0										
E. Givins	1	0	0.0	0	0	G. Kubiak	2	-3	-1.5	-1	0										
						G. Lang	3	-6	-2.0	1	1										
TOTAL	26	73	2.8	11	0	TOTAL	29	61	2.1	8	2										
TKD/										TKD/											
PASSING	ATT	CMP	YDS	YD	TD	LG	IN	Rtg.	PASSING	ATT	CMP	YDS	YD	TD	LG	IN	Rtg.				
W. Moon	43	24	264	0/0	1	24	2	62.5	J. Elway	25	14	259	1/4	2	55	1	101.9				
TOTAL	43	24	264	0/0	1	24	2	62.5	TOTAL	25	14	259	1/4	2	55	1	101.9				
PASS RECEIVING	NO	YDS	AVG	LG	TD	PASS RECEIVING	NO	YDS	AVG	LG	TD										
E. Givins	6	84	14.0	19	1	V. Johnson	4	105	26.3	55	0										
D. Hill	5	93	18.6	24	0	C. Kay	3	57	19.0	29	2										
C. Duncan	4	32	8.0	13	0	S. Sewell	3	41	13.7	25	0										
A. Highsmith	4	20	5.0	16	0	G. Lang	1	25	25.0	25	0										
W. Drewrey	2	17	8.5	9	0	T. Boddie	1	15	15.0	15	0										
J. Williams	1	7	7.0	7	0	O. Mobley	1	9	9.0	9	0										
M. Rozier	1	6	6.0	6	0	R. Nattiel	1	7	7.0	7	0										
A. Pinkett	1	5	5.0	5	0																
TOTAL	24	264	11.0	24	1	TOTAL	14	259	18.5	55	2										
INTERCEPTIONS	NO	YDS	AVG	LG	TD	INTERCEPTIONS	NO	YDS	AVG	LG	TD										
P. Allen	1	2	2.0	2	0	K. Mecklenburg	1	18	18.0	18	0										
						M. Haynes	1	57	57.0	57	0										
TOTAL	1	2	2.0	2	0	TOTAL	2	75	37.5	57	0										
PUNTING	NO	YDS	AVG	NET	TB	IN20	LG	PUNTING	NO	YDS	AVG	NET	TB	IN20	LG						
J. Gossett	3	134	44.7	39.7	0	1	57	M. Horan	2	92	46.0	46.0	1	1	49						
TOTAL	3	134	44.7	39.7	0	1	57	TOTAL	2	92	46.0	46.0	1	1	49						
PUNT RETURNS	NO	YDS	AVG	FC	LG	TD	PUNT RETURNS	NO	YDS	AVG	FC	LG	TD								
(DOWNED)	2	0	0.0	0	—	0	G. Clark	2	15	7.5	1	12	0								
RETURNS	0	0	0.0	0	—	0	RETURNS	2	15	7.5	1	12	0								
KICKOFF RETURNS	NO	YDS	AVG	FC	LG	TD	KICKOFF RETURNS	NO	YDS	AVG	FC	LG	TD								
A. Pinkett	3	62	20.7	0	21	0	K. Bell	1	28	28.0	0	28	0								
							K. Clark	1	0	0.0	0	0	0								
RETURNS	3	62	20.7	0	21	0	RETURNS	2	28	14.0	0	28	0								
Houston Oilers	Own	Fumbles	Lost	Rec.	Yds	TD	Opp.	Yds	TD	Out	Denver Broncos	Own	Fumbles	Lost	Rec.	Yds	TD	Opp.	Yds	TD	Out
FUMBLES	Fum	Lost	Rec.	Yds	TD	FF	Rec.	Yds	TD	Bnds	FUMBLES	Fum	Lost	Rec.	Yds	TD	FF	Rec.	Yds	TD	Bnds
W. Moon	1	1	0	0	0	0	0	0	0	0	S. Wilson	0	0	0	0	0	0	0	0	0	0
E. Givins	1	0	1	-5	0	0	0	0	0	0											
TOTAL	2	1	1	-5	0	0	0	0	0	0	TOTAL	0	0	0	0	0	0	1	0	0	0

FINAL TEAM STATISTICS

OILERS										BRONCOS									
TOTAL FIRST DOWNS										PUNTS Number and Average									
By Rushing										Had Blocked									
By Passing										FGs – PATs Had Blocked									
By Penalty										TOTAL RETURN YARDAGE (Not Including Kickoffs)									
THIRD DOWN EFFICIENCY										No. and Yards Punt Returns									
FOURTH DOWN EFFICIENCY										No. and Yards Kickoff Returns									
TOTAL NET YARDS										No. and Yards Interception Returns									
Total Offensive Plays (inc. times thrown passing)										PENALTIES Number and Yards									
Average gain per offensive play										FUMBLES Number and Lost									
NET YARDS RUSHING										TOUCHDOWNS									
Total Rushing Plays										Rushing									
Average gain per rushing play										Passing									
NET YARDS PASSING										Returns									
Times thrown – yards lost attempting to pass										EXTRA POINTS Made-Attempts									
Gross yards passing										FIELD GOALS Made-Attempts									
PASS ATTEMPTS-COMPLETIONS-HAD INTERCEPTED										SAFETIES									
Average gain per pass play (inc. # thrown passing)										FINAL SCORE									
										TIME OF POSSESSION									

BRONCOS DEFENSIVE STATISTICS

(based on unofficial press box statistics)

PLAYER	UT	A	TT	S-YDS	I-YDS	PD	FF	FR	PLAYER	UT	A	TT	S-YDS	I-YDS	PD	FF	FR
R. Dennison	6	2	8	0-0	0-0	0	0	0	W. Bowyer	2	1	3	0-0	0-0	0	0	0
M. Haynes	6	0	6	0-0	1-57	2	0	0	M. Brooks	2	1	3	0-0	0-0	0	0	0
T. Lilly	5	1	6	0-0	0-0	0	0	0	K. Clark	2	0	2	0-0	0-0	0	0	0
S. Wilson	6	0	6	0-0	0-0	1	0	1	F. Gilbert	2	0	2	0-0	0-0	0	0	0
R. Jones	3	2	5	0-0	0-0	0	0	0	B. Plummer	2	0	2	0-0	0-0	1	0	0
R. Hunley	2	3	5	0-0	0-0	0	0	0	J. Ryan	0	1	1	0-0	0-0	1	0	0
K. Mecklenburg	4	0	4	0-0	1-18	0	0	0	S. Fletcher	0	1	1	0-0	0-0	0	0	0
G. Krager	3	0	3	0-0	0-0	0	0	0	J. Castille	0	0	0	0-0	0-0	1	0	0
A. Townsend	3	0	3	0-0	0-0	0	0	0	TEAM TOTALS	47	13	60	0-0	2-75	6	0	1



N.Y. Giants 39, Denver 20

Sunday, Jan. 25, 1987 • 3:13 p.m. PST • Rose Bowl • Pasadena, Calif.

WEATHER: Sunny, 76°, Wind W 2-5 mph • ATTENDANCE: 101,063 • TIME: 3:25

Super Bowl XXI



The New York Giants broke open a close game with 24 unanswered points to begin the second half, capturing a 39-20 win over the Denver Broncos in Super Bowl XXI at the Rose Bowl in front of 101,063 fans.

The Broncos drove to the Giants' 31-yard line on their opening drive and took a 3-0 lead when Rich Karlis booted a Super Bowl record-tying 48-yard field goal. New York answered with a 78-yard scoring drive that culminated with a 6-yard touchdown pass from Phil Simms to Zeke Mowatt.

Late in the first quarter, Elway scored the Broncos' first touchdown from four yards out on a quarterback draw to give them a 10-7 lead. On the third play of their next drive, Elway threw a 54-yard pass to Vance Johnson that gave the Broncos a first down at the Giants' 28. But Denver failed to capitalize on the play with Karlis missing a 23-yard field goal attempt.

Denver's defense stifled the Giants' next drive at the New York 47, and after a punt, the Broncos got the ball back on their own 15. Controversy entered the game when on second-and-12, Elway threw an apparent completion for a first down to Clarence Kay. The pass was ruled incomplete, a call that was upheld after review of the television replay.

On the next play, Giants defensive end George Martin sacked Elway in the end zone for a safety to pull New York within a point of Denver at 10-9. Another missed field goal, a 34-yard attempt, by the Broncos with 13 seconds left in the first half sent the club into halftime with a narrow 1-point lead.

New York scored on all three of its third-quarter drives, taking a 26-10 lead after outgaining Denver 163 yards to 2 in the period. The Giants extended their lead to 33-10 in the fourth quarter when Phil McConkey caught a deflected pass in the end zone for Simms' third touchdown pass of the day.

Denver got the ball back at its own 16, and Elway moved the squad deep into New York territory to set up Karlis' 28-yard field goal that made the score 33-13. The Giants took only five plays to cover 46 yards for their next touchdown, a 2-yard run by Ottis Anderson that increased their lead to 39-13.

Elway drove the Broncos down the field again and found Johnson for a 47-yard touchdown pass for the game's final points at 12:54 of the fourth quarter.

OFFICIALS:

Referee — Jerry Markbreit (9); **Umpire** — Bob Boylston (101); **Line Judge** — Bob Beeks (59); **Side Judge** — Gil Mace (90); **Head Linesman** — Terry Gierke (72); **Back Judge** — Jim Poole (92); **Field Judge** — Pat Mallette (82).

DENVER BRONCOS

OFFENSE

WR 82 V. Johnson
LT 70 D. Studdard
LG 54 K. Bishop
C 64 B. Bryan
RG 63 M. Cooper
RT 76 K. Lanier
TE 88 C. Kay
WR 81 S. Watson
QB 7 J. Elway
RB 23 S. Winder
RB 47 G. Willhite

DEFENSE

LE 61 A. Townsend
NT 71 G. Kragen
RE 75 R. Jones
LOLB 50 J. Ryan
LILB 77 K. Mecklenburg
RILB 98 R. Hunley
ROLB 57 T. Jackson
LCB 20 L. Wright
RCB 31 M. Harden
SS 49 D. Smith
FS 43 S. Foley

BRONCOS SUBSTITUTIONS: P 2 M. Horan, K 3 R. Karlis, QB 8 G. Kubiak, S 22 T. Lilly, RB 30 S. Sewell, RB 33 G. Lang, RB 35 K. Bell, S 36 M. Haynes, CB 45 S. Wilson, DB 48 R. Robbins, LB 52 K. Woodard, LB 55 R. Dennison, LB 59 D. Comeaux, G 62 M. Freeman, NT 69 T. Colorito, DE 73 S. Fletcher, T 74 D. Remsburg, WR 80 M. Jackson, WR 84 C. Sampson, TE 85 J. Hackett, RB 87 B. Micho, TE 89 O. Mobley, DE 90 F. Gilbert.

NEW YORK GIANTS

OFFENSE

WR 86 L. Manuel
LT 60 B. Benson
LG 67 B. Ard
C 65 B. Oates
RG 61 C. Godfrey
RT 63 K. Nelson
TE 89 M. Bavaro
WR 81 S. Robinson
QB 11 P. Simms
RB 20 J. Morris
RB 44 M. Carthon

DEFENSE

LE 75 G. Martin
NT 64 J. Burt
RE 70 L. Marshall
LOLB 58 C. Banks
LILB 55 G. Reasons
RILB 53 H. Carson
ROLB 56 L. Taylor
LCB 34 E. Patterson
RCB 23 P. Williams
SS 48 K. Hill
FS 27 H. Welch

GIANTS SUBSTITUTIONS: K 2 R. Allegre, P 5 S. Landeta, QB 17 J. Rutledge, RB 22 L. Rouson, RB 24 O. Anderson, CB 25 M. Collins, S 28 T. Flynn, RB 30 T. Galbreath, S 46 G. Lasker, LB 51 R. Jones, LB 52 P. Johnson, LB 54 A. Headen, LB 57 B. Hunt, C 59 B. Johnston, T 66 W. Roberts, G 68 D. Johnson, DT 74 E. Howard, DE 77 E. Dorsey, DT 78 J. Sally, WR 80 P. McConkey, TE 84 Z. Mowatt, WR 87 S. Miller, WR 88 B. Johnson.

		1	2	3	4	OT	TOTAL	FIELD GOALS (made () & missed)	
VISITOR	Denver Broncos	10	0	0	10	—	20	R. Karlis	(48) 23WR 34WR (28)
HOME	New York Giants	7	2	17	13	—	39	R. Allegre	(21)

Team	Qtr	Clock Time	PLAY DESCRIPTION (Extra Point) (Drive Info)	SCORE Visitor	Home
BRONCOS	1	4:09	R. Karlis 48 yd. Field Goal (8-45, 4:09)	3	0
GIANTS	1	9:33	Z. Mowatt 6 yd. pass from P. Simms (R. Allegre, kick) (9-78, 5:24)	3	7
BRONCOS	1	12:54	J. Elway 4 yd. run (R. Karlis, kick) (6-58, 3:21)	10	7
GIANTS	2	12:14	Safety—J. Elway sacked by G. Martin in end zone (3- (-)15, 0:47)	10	9
GIANTS	3	4:52	M. Bavaro 13 yd. pass from P. Simms (R. Allegre, kick) (8-63, 4:52)	10	16
GIANTS	3	11:06	R. Allegre 21 yd. Field Goal (9-32, 5:07)	10	19
GIANTS	3	14:36	J. Morris 1 yd. run (R. Allegre, kick) (5-68, 2:14)	10	26
GIANTS	4	4:04	P. McConkey 6 yd. pass from P. Simms (R. Allegre, kick) (6-52, 3:50)	10	33
BRONCOS	4	8:59	R. Karlis 28 yd. Field Goal (13-73, 4:55)	13	33
GIANTS	4	10:42	O. Anderson 2 yd. run (kick wide) (5-46, 2:43)	13	39
BRONCOS	4	12:54	V. Johnson 47 yd. pass from J. Elway (R. Karlis, kick) (5-69, 1:12)	20	39

FINAL INDIVIDUAL STATISTICS

Denver Broncos										New York Giants											
RUSHING	ATT	YDS	AVG	LG	TD					RUSHING	ATT	YDS	AVG	LG	TD						
J. Elway	6	27	4.5	10	1					J. Morris	20	67	3.3	11	1						
G. Willhite	4	19	4.8	11	0					P. Simms	3	25	8.3	22	0						
S. Sewell	3	4	1.3	12	0					L. Rouson	3	22	7.3	18	0						
G. Lang	2	2	1.0	4	0					T. Galbreath	4	17	4.3	7	0						
S. Winder	4	0	0.0	3	0					M. Carthon	3	4	1.3	2	0						
										O. Anderson	2	1	0.5	2	1						
										J. Rutledge	3	0	0.0	2	0						
TOTAL	19	52	2.7	12	1					TOTAL	38	136	3.6	22	2						
TKD/										TKD/											
PASSING	ATT	CMP	YDS	YD	TD	LG	IN	Rtg.		PASSING	ATT	CMP	YDS	YD	TD	LG	IN	Rtg.			
J. Elway	37	22	304	3/26	1	54	1	83.6		P. Simms	25	22	268	1/5	3	44	0	150.9			
G. Kubiak	4	4	48	1/6	0	23	0	116.7													
TOTAL	41	26	352	4/32	1	54	1	88.7		TOTAL	25	22	268	1/5	3	44	0	150.9			
PASS RECEIVING										PASS RECEIVING											
V. Johnson		NO	YDS	AVG	LG	TD				M. Bavaro		NO	YDS	AVG	LG	TD					
		5	121	24.2	54	1						4	51	12.8	17	1					
G. Willhite		5	39	7.8	11	0				J. Morris		4	20	5.0	12	0					
S. Winder		4	34	8.5	14	0				M. Carthon		4	13	3.3	7	0					
M. Jackson		3	51	17.0	24	0				S. Robinson		3	62	20.7	36	0					
S. Watson		2	54	27.0	31	0				L. Manuel		3	43	14.3	17	0					
C. Sampson		2	20	10.0	11	0				P. McConkey		2	50	25.0	44	1					
O. Mobley		2	17	8.5	11	0				L. Rouson		1	23	23.0	23	0					
S. Sewell		2	12	6.0	7	0				Z. Mowatt		1	6	6.0	6	1					
G. Lang		1	4	4.0	4	0															
TOTAL		26	352	13.5	54	1				TOTAL		22	268	12.2	44	3					
INTERCEPTIONS										INTERCEPTIONS											
		NO	YDS	AVG	LG	TD				E. Patterson		NO	YDS	AVG	LG	TD					
												1	-7	-7.0	-7	0					
TOTAL		0	0	0.0	—	0				TOTAL		1	-7	-7.0	-7	0					
PUNTING										PUNTING											
M. Horan	NO	YDS	AVG	NET	TB	IN20	LG			S. Landeta	NO	YDS	AVG	NET	TB	IN20	LG				
	2	82	41.0	28.5	0	0	42				3	138	46.0	36.3	1	1	59				
TOTAL	2	82	41.0	28.5	0	0	42			TOTAL	3	138	46.0	36.3	1	1	59				
PUNT RETURNS										PUNT RETURNS											
G. Wilhite	NO	YDS	AVG	FC	LG	TD				P. McConkey	NO	YDS	AVG	FC	LG	TD					
(TOUCHBACK)	1	9	9.0	1	9	0					1	25	25.0	1	25	0					
RETURNS	1	9	9.0	1	9	0				RETURNS	1	25	25.0	1	25	0					
KICKOFF RETURNS										KICKOFF RETURNS											
K. Bell	NO	YDS	AVG	FC	LG	TD				L. Rouson	NO	YDS	AVG	FC	LG	TD					
	3	48	16.0	0	28	0					3	56	18.7	0	22	0					
G. Lang	2	36	18.0	0	23	0				T. Flynn	1	-3	-3.0	0	0	0					
RETURNS	5	84	16.8	0	28	0				RETURNS	4	53	13.3	0	22	0					
Denver Broncos										New York Giants											
FUMBLES	Fum	Lost	Rec.	Yds	TD	FF	Rec.	Yds	TD	Bnds	FUMBLES	Fum	Lost	Rec.	Yds	TD	FF	Rec.	Yds	TD	Bnds
J. Elway	1	0	1	0	0	0	0	0	0	0	L. Marshall	0	0	0	0	0	1	0	0	0	0
K. Bell	1	0	0	0	0	0	0	0	0	0	P. Johnson	0	0	0	0	0	1	0	0	0	0
J. Hackett	0	0	1	0	0	0	0	0	0	0											
TOTAL	2	0	2	0	0	0	0	0	0	0	TOTAL	0	0	0	0	0	2	0	0	0	0

FINAL TEAM STATISTICS

	BRONCOS		GIANTS			BRONCOS		GIANTS	
TOTAL FIRST DOWNS	23	24			PUNTS Number and Average	2-41	3-46		
By Rushing	5	10			Had Blocked	0	0		
By Passing	16	13			FGs — PATs Had Blocked	0-0	0-0		
By Penalty	2	1			TOTAL RETURN YARDAGE (Not Including Kickoffs)	9	18		
THIRD DOWN EFFICIENCY	7-14-50%	6-12-50%			No. and Yards Punt Returns	1-9	1-25		
FOURTH DOWN EFFICIENCY	0-0-0%	1-2-50%			No. and Yards Kickoff Returns	5-84	4-53		
TOTAL NET YARDS	372	399			No. and Yards Interception Returns	0-0	1-(-7)		
Total Offensive Plays (inc. times thrown passing)	64	64			PENALTIES Number and Yards	4-28	6-48		
Average gain per offensive play	5.8	6.2			FUMBLES Number and Lost	2-0	0-0		
NET YARDS RUSHING	52	136			TOUCHDOWNS	2	5		
Total Rushing Plays	19	38			Rushing	1	2		
Average gain per rushing play	2.7	3.6			Passing	1	3		
NET YARDS PASSING	320	263			Returns	0	0		
Times thrown — yards lost attempting to pass	4-32	1-5			EXTRA POINTS Made-Attempts	2-2	4-5		
Gross yards passing	352	268			FIELD GOALS Made-Attempts	2-4	1-1		
PASS ATTEMPTS-COMPLETIONS-HAD INTERCEPTED	41-26-1	25-22-0			SAFETIES	1	0		
Average gain per pass play (inc. # thrown passing)	7.1	10.1			FINAL SCORE	20	39		
					TIME OF POSSESSION	25:21	34:39		



Denver 23, Cleveland 20 OT

Sunday, Jan. 11, 1987 • 12:30 p.m. EST • Cleveland Stadium • Cleveland

WEATHER: Solid Overcast, 30°, Wind NW 14 mph (-5°) • ATTENDANCE: 79,915 • TIME: 3:50

1986 AFC Championship Game

In a game that will forever be remembered as "The Drive," Rich Karlis kicked a 33-yard field goal 5:48 into overtime to give the Denver Broncos a 23-20 victory against the Cleveland Browns in the 1986 AFC Championship Game. The contest was played at Cleveland Stadium in front of a crowd of 79,915 fans, who braved a wind chill of -5 degrees.

Cleveland took a 7-0 lead when Bernie Kosar threw a 6-yard touchdown pass to Herman Fontenot in the first quarter. The Broncos stopped the next two Browns drives with interceptions, including the second by Jim Ryan, whose return set up a 19-yard field goal by Karlis to make the score 7-3. Ken Woodard recovered a fumble on Cleveland's next drive, putting Denver in position for Gerald Willhite's fourth-down 1-yard touchdown run at 4:24 of the second quarter that gave the club a 10-7 lead.

Browns kicker Mark Moseley tied the score at 10 with a 29-yard field goal with 20 seconds left in the first half. Denver regained the lead on a 26-yard Karlis field goal late in the third quarter, but the Browns responded as Kevin Mack rushed for 34 yards in a 10-play, 76-yard drive that culminated with a 24-yard Moseley field goal that tied the score at 13. After two Denver punts, Kosar's 48-yard touchdown strike to Brian Brennan put Cleveland ahead 20-13 with 5:43 left in the game.

The kickoff rolled to the Denver 2-yard line, where the Broncos and Elway began "The Drive." On the fifth play (second-and-7 from the Broncos' 15), Elway rushed for 11 yards and a first down. He then found Steve Sewell for a 22-yard gain followed by a 12-yard strike to Steve Watson that gave Denver a first down on the Cleveland 40. After an incompletion and an 8-yard sack, Elway threw a 20-yard pass to Mark Jackson, moving the team to the Cleveland 28. An Elway-to-Sewell pass gave the Broncos a first down on the Browns' 14 with 57 seconds left. After an incompletion, Elway ran nine yards to the Cleveland 5-yard line. On the next play, he hit Jackson for a touchdown, and Karlis' extra point tied the score at 20 with 37 seconds left.

The Browns won the coin toss in overtime and elected to receive, but Denver's defense stopped them. Willhite returned the Cleveland punt to the Broncos' 25, where the Denver offense went to work. On second-and-5, Elway hit Orson Mobley for a 22-yard gain and three plays later threw a 28-yard pass to Watson. With a first down on Cleveland's 22-yard line, the Broncos rushed three times to get to the 15, and on fourth down, Karlis hit the 33-yard game-winning field goal.

OFFICIALS:

Referee — Chuck Heberling (46); **Umpire** — Gordon Wells (89); **Line Judge** — Bill Reynolds (53); **Side Judge** — Gary Lane (120); **Head Linesman** — Ed Marion (26); **Back Judge** — Ben Tompkins (52); **Field Judge** — Johnny Grier (23).

DENVER BRONCOS

OFFENSE

WR 82 V. Johnson
LT 70 D. Studdard
LG 54 K. Bishop
C 64 B. Bryan
RG 63 M. Cooper
RT 76 K. Lanier
TE 85 J. Hackett
WR 81 S. Watson
QB 7 J. Elway
RB 23 S. Winder
TE 89 O. Mobley

DEFENSE

LE 75 R. Jones
NT 71 G. Kragen
RE 61 A. Townsend
LOLB 50 J. Ryan
LILB 77 K. Mecklenburg
RILB 98 R. Hunley
ROLB 57 T. Jackson
LCB 20 L. Wright
RCB 31 M. Harden
SS 49 D. Smith
FS 43 S. Foley

BRONCOS SUBSTITUTIONS: P 2 M. Horan, K 3 R. Karlis, QB 8 G. Kubiak, S 22 T. Lilly, RB 30 S. Sewell, RB 33 G. Lang, RB 35 K. Bell, CB 45 S. Wilson, RB 47 G. Willhite, S 48 R. Robbins, LB 52 K. Woodard, LB 55 R. Dennison, LB 59 D. Comeaux, G 62 M. Freeman, NT 69 T. Colorito, DE 73 S. Fletcher, T 74 D. Remsburg, WR 80 M. Jackson, WR 84 C. Sampson, WR 87 B. Micho, TE 88 C. Kay, DE 90 F. Gilbert. **DID NOT PLAY:** CB 36 M. Haynes.

CLEVELAND BROWNS

OFFENSE

WR 88 R. Langhorne
LT 77 R. Bolden
LG 74 P. Farren
C 61 M. Baab
RG 69 D. Fike
RT 63 C. Risien
TE 82 O. Newsome
WR 84 W. Slaughter
QB 19 B. Kosar
RB 44 E. Byner
FB 34 K. Mack

DEFENSE

LE 96 R. Camp
NT 79 B. Golic
RE 78 C. Hairston
LOLB 56 C. Banks
LILB 51 E. Johnson
RILB 53 A. Griggs
ROLB 57 C. Matthews
LCB 31 F. Minnifield
RCB 29 H. Dixon
SS 24 R. Ellis
FS 37 C. Rockins

BROWNS SUBSTITUTIONS: K 3 M. Mosley, P 7 J. Gossett, S 22 F. Wright, CB 23 M. Harper, S 27 A. Gross, RB 28 H. Fontenot, RB 39 M. Everett, CB 48 D. Hoggard, LB 50 B. Van Pelt, LB 58 S. Nicholas, LB 59 M. Johnson, G 62 G. Lilja, G 70 L. Williams, NT 72 D. Puzzioli, TE 81 H. Holt, WR 85 C. Weathers, WR 86 B. Brennan, TE 87 T. Tucker, WR 89 G. McNeil, DE 91 S. Clancy. **DID NOT PLAY:** QB 10 M. Pagel, RB 33 C. Dickey.

		1	2	3	4	OT	TOTAL	FIELD GOALS (made () & missed)		
VISITOR	Denver Broncos	0	10	3	7	3	23	R. Karlis	(19)	(26) (33)
HOME	Cleveland Browns	7	3	0	10	0	20	M. Moseley	(29)	(24)

Team	Qtr	Clock Time	PLAY DESCRIPTION (Extra Point) (Drive Info)	SCORE	
				Visitor	Home
BROWNS	1	9:41	H. Fontenot 6 yd. pass from B. Kosar (M. Moseley, kick) (14-86, 7:18)	0	7
BRONCOS	2	2:53	R. Karlis 19 yd. Field Goal (4-8, 0:54)	3	7
BRONCOS	2	4:24	G. Willhite 1 yd. run (R. Karlis, kick) (5-37, 1:05)	10	7
BROWNS	2	14:40	M. Moseley 29 yd. Field Goal (9-53, 4:01)	10	10
BRONCOS	3	12:10	R. Karlis 26 yd. Field Goal (11-61, 4:28)	13	10
BROWNS	4	2:22	M. Moseley 24 yd. Field Goal (10-76, 5:01)	13	13
BROWNS	4	9:17	B. Brennan 48 yd. pass from B. Kosar (M. Moseley, kick) (3-52, 0:57)	13	20
BRONCOS	4	14:23	M. Jackson 5 yd. pass from J. Elway (R. Karlis, kick) (15-98, 4:55)	20	20
BRONCOS	5	5:48	R. Karlis 33 yd. Field Goal (9-60, 5:07)	23	20

FINAL INDIVIDUAL STATISTICS

Denver Broncos										Cleveland Browns									
RUSHING	ATT	YDS	AVG	LG	TD	RUSHING	ATT	YDS	AVG	LG	TD								
S. Winder	26	83	3.2	9	0	K. Mack	26	94	3.6	15	0								
J. Elway	4	56	14.0	34	0	B. Kosar	4	3	0.8	3	0								
G. Lang	3	9	3.0	4	0	H. Fontenot	3	3	1.0	4	0								
S. Sewell	1	1	1.0	1	0														
G. Willhite	3	0	0.0	2	1														
TOTAL	37	149	4.0	34	1	TOTAL	33	100	3.0	15	0								
PASSING	ATT	CMP	YDS	TKD/YD	TD	LG	IN	Rtg.	PASSING	ATT	CMP	YDS	TKD/YD	TD	LG	IN	Rtg.		
J. Elway	38	22	244	2/19	1	28	1	74.9	B. Kosar	32	18	259	1/3	2	48	2	77.5		
TOTAL	38	22	244	2/19	1	28	1	74.9	TOTAL	32	18	259	1/3	2	48	2	77.5		
PASS RECEIVING	NO	YDS	AVG	LG	TD	PASS RECEIVING	NO	YDS	AVG	LG	TD								
S. Watson	3	55	18.3	28	0	H. Fontenot	7	66	9.4	24	1								
S. Sewell	3	47	15.7	22	0	B. Brennan	4	72	18.0	48	1								
O. Mobley	3	36	12.0	22	0	R. Langhorne	2	35	17.5	22	0								
V. Johnson	3	25	8.3	14	0	K. Mack	2	20	10.0	12	0								
M. Jackson	2	25	12.5	20	1	C. Weathers	1	42	42.0	42	0								
C. Kay	2	23	11.5	15	0	W. Slaughter	1	20	20.0	20	0								
G. Willhite	2	20	10.0	16	0	E. Byner	1	4	4.0	4	0								
S. Winder	2	2	1.0	5	0														
C. Sampson	1	10	10.0	10	0														
G. Lang	1	1	1.0	1	0														
TOTAL	22	244	11.1	28	1	TOTAL	18	259	14.4	48	2								
INTERCEPTIONS	NO	YDS	AVG	LG	TD	INTERCEPTIONS	NO	YDS	AVG	LG	TD								
J. Ryan	1	26	26.0	26	0	M. Harper	1	0	0.0	0	0								
R. Hunley	1	14	14.0	14	0														
TOTAL	2	40	20.0	26	0	TOTAL	1	0	0.0	0	0								
PUNTING	NO	YDS	AVG	NET	TB	IN20	LG	PUNTING	NO	YDS	AVG	NET	TB	IN20	LG				
M. Horan	6	244	40.7	34.5	0	1	48	J. Gossett	6	259	43.2	38.2	1	2	58				
J. Elway	1	19	19.0	19.0	0	1	19												
TOTAL	7	263	37.6	32.3	0	2	48	TOTAL	6	259	43.2	38.2	1	2	58				
PUNT RETURNS	NO	YDS	AVG	FC	LG	TD	PUNT RETURNS	NO	YDS	AVG	FC	LG	TD						
G. Willhite	3	10	3.3	1	4	0	G. McNeil	3	37	12.3	1	18	0						
RETURNS	3	10	3.3	1	4	0	RETURNS	3	37	12.3	1	18	0						
KICKOFF RETURNS	NO	YDS	AVG	FC	LG	TD	KICKOFF RETURNS	NO	YDS	AVG	FC	LG	TD						
G. Lang	2	14	7.0	0	14	0	H. Fontenot	2	25	12.5	0	14	0						
K. Bell	2	10	5.0	0	10	0	G. McNeil	4	80	40.0	0	30	0						
M. Freeman	1	9	9.0	0	9	0													
RETURNS	5	33	6.6	0	14	0	RETURNS	6	105	17.5	0	30	0						
Denver Broncos	Own							Cleveland Browns	Own										
FUMBLES	Fum	Lost	Rec.	Yds	TD	FF	Rec.	Yds	TD	Bnds	FUMBLES	Fum	Lost	Rec.	Yds	TD			
K. Woodard	0	0	0	0	0	0	1	0	0	0	K. Mack	2	1	0	0	0			
K. Bell	2	0	2	0	0	0	0	0	0	0	T. Tucker	0	0	1	0	0			
K. Bishop	0	0	0	0	0	1	0	0	0	0	G. McNeil	1	0	0	0	0			
											C. Rockins	0	0	1	0	0			
TOTAL	2	0	2	0	0	1	1	0	0	0	TOTAL	3	1	2	0	0			

FINAL TEAM STATISTICS											
BRONCOS						BROWNS					
TOTAL FIRST DOWNS		22	17	PUNTS Number and Average		7-38	6-43				
By Rushing		6	4	Had Blocked		0	0				
By Passing		13	12	FGs – PATs Had Blocked		0-0	0-0				
By Penalty		3	1	TOTAL RETURN YARDAGE (Not Including Kickoffs)		50	37				
THIRD DOWN EFFICIENCY		5-18-28%	5-13-39%	No. and Yards Punt Returns		3-10	3-37				
FOURTH DOWN EFFICIENCY		1-1-100%	0-0-0%	No. and Yards Kickoff Returns		5-33	6-105				
TOTAL NET YARDS		374	356	No. and Yards Interception Returns		2-40	1-0				
Total Offensive Plays (inc. times thrown passing)		77	66	PENALTIES Number and Yards		6-39	9-76				
Average gain per offensive play		4.9	5.4	FUMBLES Number and Lost		2-0	3-1				
NET YARDS RUSHING		149	100	TOUCHDOWNS		1	2				
Total Rushing Plays		37	33	Rushing		2	0				
Average gain per rushing play		4.0	3.0	Passing		1	2				
NET YARDS PASSING		225	256	Returns		0	0				
Times thrown – yards lost attempting to pass		2-19	1-3	EXTRA POINTS Made-Attempts		2-2	2-2				
Gross yards passing		244	259	FIELD GOALS Made-Attempts		3-3	2-2				
PASS ATTEMPTS-COMPLETIONS-HAD INTERCEPTED		38-22-1	32-18-2	SAFETIES		0	0				
Average gain per pass play (inc. # thrown passing)		5.6	7.8	FINAL SCORE		23	20				
						TIME OF POSSESSION		34:05	31:43		

BRONCOS DEFENSIVE STATISTICS

(based on unofficial press box statistics)

PLAYER	UT	A	TT	S-YDS	I-YDS	PD	FF	FR	PLAYER	UT	A	TT	S-YDS	I-YDS	PD	FF	FR
L. Wright	6	1	7	0-0	0-0	2	0	0	S. Foley	3	2	5	0-0	0-0	0	0	0
K. Mecklenburg	5	2	7	0-0	0-0	0	0	0	K. Woodward	3	2	5	0-0	0-0	1	0	1
R. Jones	5	2	7	1-3	0-0	0	0	0	R. Robbins	3	1	4	0-0	0-0	3	0	0
J. Ryan	4	2	6	0-0	1-26	0	0	0	S. Fletcher	3	0	3	0-0	0-0	0	0	0
T. Jackson	2	4	6	0-0	0-0	0	0	0	R. Hunley	1	1	2	0-0	1-14	1	0	0
M. Harden	4	1	5	0-0	0-0	2	0	0	R. Dennison	1	0	1	0-0	0-0	0	0	0
T. Lilly	4	1	5	0-0	0-0	1	0	0	TEAM TOTALS	54	20	74	1-3	2-40	12	0	1



Denver 22, New England 17

Sunday, Jan. 4, 1987 • 2 p.m. MST • Mile High Stadium • Denver

WEATHER: Sunny, 65°, Wind S 9 mph • ATTENDANCE: 76,105 • TIME: 3:09

1986 AFC Divisional Playoff Game

Rulon Jones sacked Tony Eason in the end zone with a safety with 1:37 left on the clock to halt the Patriots' final comeback drive and give Denver a 22-17 win in an AFC Divisional Playoff Game in front of 76,105 fans at Mile High Stadium. The postseason victory was the first for the Broncos since the 1977 season.

The two teams traded punts for the first nine minutes of the game before Denver began its first scoring drive. Starting at their own 20, the Broncos took four plays to reach the New England 7-yard line behind John Elway completions of 39 and 21 yards. On second-and-goal from the 4, Elway rolled around the left side and was hit just short of the goal line. He was penalized (delay of game) for spiking the ball after the play, and that sent Denver back to the 6. Two plays later, Rich Karlis made a 27-yard field goal that gave Denver a 3-0 lead.

New England mounted a 7-play, 87-yard drive later in the quarter with Eason hitting Stanley Morgan for a 19-yard touchdown. The Broncos roared right back with a 13-play, 82-yard drive that was punctuated by a 22-yard touchdown run by Elway, giving them a 10-7 lead midway through the second quarter. The Patriots tied the score on the final play of the first half with a 38-yard Tony Franklin field goal.

Denver received the kickoff to open the second half and proceeded to chew up more than nine minutes off the clock. The Broncos ran the ball 11 times on the drive, which stalled on the Patriots' 5-yard line. Karlis' 22-yard field goal put Denver up 13-10.

Five plays into the next New England drive, the Patriots took a page out of Dan Reeves' bag of tricks, scoring on a flea-flicker that ended with a 45-yard touchdown pass from Eason to Morgan that gave New England its first lead of the game at 17-13. Denver jumped right back on top, traveling 86 yards on six plays to score on a 48-yard Elway-to-Vance Johnson pass on the last play of the third quarter.

The two teams both punted three times in the fourth quarter, and the last one, a Mike Horan punt of 54 yards, backed New England to its own 10-yard line. On first down, Eason dropped back to pass but was sacked for a safety by Jones. Denver recovered the onside free kick and held on to the ball and the win.

Elway completed 13-of-32 passes for 257 yards with one score, and Sammy Winder rushed for 102 yards on 19 carries. Johnson led the Broncos with 89 receiving yards. Defensively, four different Denver players had at least one sack.

OFFICIALS:

Referee — Jerry Seeman (70); **Umpire** — Rex Stuart (103); **Line Judge** — Ray Dodez (74); **Side Judge** — Bob Rice (80); **Head Linesman** — Burl Toler (37); **Back Judge** — Jim Poole (92); **Field Judge** — Ron Spittler (119).

DENVER BRONCOS

OFFENSE

WR 82 V. Johnson
LT 70 D. Studdard
LG 54 K. Bishop
C 64 B. Bryan
RG 60 P. Howard
RT 76 K. Lanier
TE 85 J. Hackett
WR 81 S. Watson
QB 7 J. Elway
RB 23 S. Winder
TE 89 O. Mobley

DEFENSE

LE 75 R. Jones
NT 71 G. Kragen
RE 61 A. Townsend
LOLB 50 J. Ryan
LILB 77 K. Mecklenburg
RILB 98 R. Hunley
ROLB 57 T. Jackson
LCB 20 L. Wright
FS 43 S. Foley
SS 48 R. Robbins
RCB 31 M. Harden

BRONCOS SUBSTITUTIONS: P 2 M. Horan, K 3 R. Karlis, QB 8 G. Kubiak, S 22 T. Lilly, RB 30 S. Sewell, RB 33 G. Lang, RB 35 K. Bell, CB 36 M. Haynes, CB 45 S. Wilson, RB 47 G. Willhite, LB 52 K. Woodard, LB 55 R. Dennison, LB 59 D. Comeaux, G 62 M. Freeman, G 63 M. Cooper, NT 69 T. Colorito, DE 73 S. Fletcher, T 74 D. Remsberg, WR 80 M. Jackson, WR 84 C. Sampson, WR 87 B. Micho, DE 90 F. Gilbert. **DID NOT PLAY:** S 49 D. Smith.

NEW ENGLAND PATRIOTS

OFFENSE

WR 86 S. Morgan
LT 76 B. Holloway
LG 66 P. Fairchild
C 58 P. Brock
RG 61 R. Wooten
RT 68 D. Haley
TE 48 G. Baty
WR 80 I. Fryar
QB 11 T. Eason
FB 30 M. Tatupu
HB 33 T. Collins

DEFENSE

LE 96 B. Williams
NT 90 T. Williams
RE 60 G. Veris
LOLB 56 A. Tippet
LILB 52 J. Rembert
RILB 50 L. McGrew
ROLB 55 D. Blackmon
LCB 43 E. Gibson
FS 31 F. Marion
SS 38 R. James
RCB 26 R. Clayborn

PATRIOTS SUBSTITUTIONS: K 1 T. Franklin, P 3 R. Camarillo, RB 21 R. Dupard, DB 22 E. Profit, CB 23 R. McSwain, RB 27 G. Hawthorne, S 28 J. Bowman, RB 32 C. James, LB 59 S. Doig, T 62 B. Bain, C 64 T. Matich, C 75 G. Morrisr, WR 81 S. Starring, WR 82 D. Williams, WR 83 C. Jones, TE 88 W. Scott, NT 65 M. Ruth, LB 95 E. Reynolds, DB 97 M. Hodge, NT 98 D. Owens. **DID NOT PLAY:** QB 12 T. Ramsey, QB 14 S. Grogan, DB 42 R. Lippett.

		1	2	3	4	OT	TOTAL	FIELD GOALS (made () & missed)		
VISITOR	New England Patriots	0	10	7	0	—	17	T. Franklin	(38)	
HOME	Denver Broncos	3	7	10	2	—	22	R. Karlis	(27) (22)	

Team	Qtr	Clock Time	PLAY DESCRIPTION (Extra Point) (Drive Info)	SCORE Visitor	Home
BRONCOS	1	12:12	R. Karlis 27 yd. Field Goal (8-71, 3:07)	0	3
PATRIOTS	2	0:56	S. Morgan 19 yd. pass from T. Eason (T. Franklin, kick) (7-87, 2:24)	7	3
BRONCOS	2	7:18	J. Elway 22 yd. run (R. Karlis, kick) (13-82, 6:22)	7	10
PATRIOTS	2	14:58	T. Franklin 38 yd. Field Goal (5-8, 0:56)	10	10
BRONCOS	3	9:10	R. Karlis 22 yd. Field Goal (15-80, 9:10)	10	13
PATRIOTS	3	12:10	S. Morgan 45 yd. pass from T. Eason (T. Franklin, kick) (5-78, 3:00)	17	13
BRONCOS	3	15:00	V. Johnson 48 yd. pass from J. Elway (R. Karlis, kick) (6-86, 2:50)	17	20
BRONCOS	4	13:23	Safety—T. Eason tackled in end zone by R. Jones	17	22

FINAL INDIVIDUAL STATISTICS

New England Patriots										Denver Broncos									
RUSHING	ATT	YDS	AVG	LG	TD	RUSHING	ATT	YDS	AVG	LG	TD								
T. Collins	5	46	9.2	23	0	S. Winder	19	102	5.4	16	0								
C. James	10	31	3.1	17	0	G. Lang	11	44	4.0	14	0								
T. Eason	2	23	11.5	13	0	J. Elway	5	18	3.6	22	1								
R. Dupard	5	18	3.6	8	0	K. Bell	2	12	6.0	8	0								
G. Hawthorne	1	5	5.0	5	0	S. Sewell	2	8	4.0	8	0								
I. Fryar	1	-2	-2.0	-2	0	G. Willhite	3	4	1.3	3	0								
TOTAL	24	121	5.0	23	0	TOTAL	42	188	4.5	22	1								
TKD/										TKD/									
PASSING	ATT	CMP	YDS	YD	TD	LG	IN	Rtg.	PASSING	ATT	CMP	YDS	YD	TD	LG	IN	Rtg.		
T. Eason	24	13	194	6/44	2	45	0	108.7	J. Elway	32	13	257	1/4	1	49	2	53.8		
TOTAL	24	13	194	6/44	2	45	0	108.7	TOTAL	32	13	257	1/4	1	49	2	53.8		
PASS RECEIVING	NO	YDS	AVG	LG	TD	PASS RECEIVING	NO	YDS	AVG	LG	TD								
T. Collins	4	46	11.5	20	0	V. Johnson	4	89	22.3	48	1								
S. Morgan	3	100	33.3	45	2	S. Sewell	3	41	13.7	39	0								
G. Baty	3	31	10.3	13	0	O. Mobley	2	69	34.5	49	0								
I. Fryar	2	11	5.5	7	0	S. Watson	1	21	21.0	21	0								
G. Hawthorne	1	6	6.0	6	0	B. Micho	1	20	20.0	20	0								
						S. Winder	1	16	16.0	16	0								
						G. Lang	1	1	1.0	1	0								
TOTAL	13	194	14.9	45	2	TOTAL	13	257	19.8	49	1								
INTERCEPTIONS	NO	YDS	AVG	LG	TD	INTERCEPTIONS	NO	YDS	AVG	LG	TD								
R. McSwain	1	2	2.0	2	0														
J. Rember	1	0	0.0	0	0														
TOTAL	2	2	1.0	2	0	TOTAL	0	0	0.0	—	0								
PUNTING	NO	YDS	AVG	NET	TB	IN20	LG	PUNTING	NO	YDS	AVG	NET	TB	IN20	LG				
R. Camarillo	9	452	50.2	41.9	2	0	60	M. Horan	5	245	49.0	42.4	1	3	54				
								J. Elway	1	31	31.0	11.0	1	1	31				
TOTAL	9	452	50.2	41.9	2	0	60	Total	6	276	46.0	34.2	2	4	54				
PUNT RETURNS	NO	YDS	AVG	FC	LG	TD	PUNT RETURNS	NO	YDS	AVG	FC	LG	TD						
I. Fryar	2	13	6.5	0	9	0	G. Willhite	1	9	9.0	1	9	0						
							V. Johnson	3	26	8.7	0	13	0						
RETURNS	2	13	6.5	0	9	0	RETURNS	4	35	8.8	1	13	0						
KICKOFF RETURNS	NO	YDS	AVG	FC	LG	TD	KICKOFF RETURNS	NO	YDS	AVG	FC	LG	TD						
S. Starring	2	31	15.5	0	21	0	G. Lang	1	21	21.0	0	21	0						
							K. Bell	3	63	21.0	0	35	0						
RETURNS	2	31	15.5	0	21	0	Returns	4	84	21.0	0	35	0						
New England Patriots	Own	Opp.	Yds	TD	FF	Rec.	Yds	TD	Bnds	Denver Broncos	Own	Opp.	Yds	TD	FF	Rec.	Yds	TD	Bnds
FUMBLES	Fum	Lost	Rec.	Yds	TD	FF	Rec.	Yds	TD	FUMBLES	Fum	Lost	Rec.	Yds	TD	FF	Rec.	Yds	TD
T. Eason	1	0	0	0	0	0	0	0	0										
P. Brock	0	0	1	0	0	0	0	0	0										
TOTAL	1	0	1	0	0	0	0	0	0	TOTAL	0	0	0	0	0	0	0	0	0


FINAL TEAM STATISTICS

	PATRIOTS		BRONCOS			PATRIOTS		BRONCOS	
TOTAL FIRST DOWNS	12	23	PUNTS Number and Average			9-50	6-46		
By Rushing	6	12	Had Blocked			0	0		
By Passing	13	9	FGs – PATs Had Blocked			0-0	0-0		
By Penalty	0	2	TOTAL RETURN YARDAGE (Not Including Kickoffs)			15	35		
THIRD DOWN EFFICIENCY	2-12-17%	5-15-33%	No. and Yards Punt Returns			2-13	4-35		
FOURTH DOWN EFFICIENCY	0-0-0%	0-0-0%	No. and Yards Kickoff Returns			2-31	4-84		
TOTAL NET YARDS	271	441	No. and Yards Interception Returns			2-2	0-0		
Total Offensive Plays (inc. times thrown passing)	54	75	PENALTIES Number and Yards			5-45	3-20		
Average gain per offensive play	5.0	5.9	FUMBLES Number and Lost			1-0	0-0		
NET YARDS RUSHING	121	188	TOUCHDOWNS			2	2		
Total Rushing Plays	24	42	Rushing			0	1		
Average gain per rushing play	5.0	4.5	Passing			2	1		
NET YARDS PASSING	150	253	Returns			0	0		
Times thrown – yards lost attempting to pass	6-44	1-4	EXTRA POINTS Made-Attempts			2-2	2-2		
Gross yards passing	194	257	FIELD GOALS Made-Attempts			1-1	2-2		
PASS ATTEMPTS-COMPLETIONS-HAD INTERCEPTED	24-13-0	32-13-2	SAFETIES			1	0		
Average gain per pass play (inc. # thrown passing)	5.0	7.7	FINAL SCORE			17	22		
			TIME OF POSSESSION			24:31	35:29		

BRONCOS DEFENSIVE STATISTICS

(based on unofficial press box statistics)

PLAYER	UT	A	TT	S-YDS	I-YDS	PD	FF	FR	PLAYER	UT	A	TT	S-YDS	I-YDS	PD	FF	FR
J. Ryan	9	1	10	1-8	0-0	0	0	0	S. Wilson	2	0	2	0-0	0-0	3	0	0
S. Foley	3	2	5	0-0	0-0	0	0	0	G. Kragen	1	1	2	0-0	0-0	0	0	0
R. Hunley	3	2	5	0-0	0-0	1	0	0	K. Woodard	0	2	2	0-0	0-0	0	0	0
F. Gilbert	4	0	4	1-8	0-0	0	0	0	R. Dennison	1	0	1	0-0	0-0	0	0	0
M. Harden	4	0	4	0-0	0-0	0	0	0	L. Wright	1	0	1	0-0	0-0	0	0	0
R. Jones	3	1	4	2-19	0-0	0	0	0	Team	1	0	1	1-4	0-0	0	0	0
K. Mecklenburg	3	1	4	1-5	0-0	0	0	0	M. Haynes	0	1	1	0-0	0-0	0	0	0
T. Jackson	2	2	4	0-0	0-0	0	0	0	D. Comeaux	0	1	1	0-0	0-0	0	0	0
R. Robbins	3	0	3	0-0	0-0	0	0	0	S. Fletcher	0	1	1	0-0	0-0	0	0	0
T. Lilly	2	0	2	0-0	0-0	0	0	0	D. Smith	0	0	0	0-0	0-0	0	0	0
A. Townsend	2	0	2	0-0	0-0	0	0	0	TEAM TOTALS	47	15	62	6-44	0-0	4	0	0



Pittsburgh 24, Denver 17

Sunday, Dec. 30, 1984 • 2 p.m. MST • Mile High Stadium • Denver

WEATHER: Mostly Sunny, 52°, Wind N 7 mph • ATTENDANCE: 74,981 • TIME: 3:11

1984 AFC Divisional Playoff Game

The Denver Broncos, after posting the most regular-season wins in franchise history with a 13-3 record, lost an AFC Divisional Playoff Game to the Pittsburgh Steelers 24-17 in front of 74,981 fans at Mile High Stadium.

Denver had two possessions in the final two minutes of the game with a chance to tie but failed to score as Pittsburgh advanced to the AFC Championship Game.

The Broncos' opportunistic defense recovered two Steelers fumbles in the first quarter. Denver was unable to capitalize on the first takeaway with Rich Karlis missing a 39-yard field goal attempt. Pittsburgh then lost a fumble on its next play, setting up a 9-yard touchdown pass from John Elway to running back Jim Wright that gave the Broncos a 7-0 lead.

Pittsburgh scored on a 28-yard field goal on the first play of the second quarter, and just before halftime, the Steelers took a 10-7 lead on Frank Pollard's 1-yard touchdown run.

Denver tied the game early in the third quarter on a 21-yard Karlis field goal. The Broncos regained their lead midway through the quarter on their next possession, scoring on a 20-yard pass from Elway to wide receiver Steve Watson.

The Steelers answered with a scoring drive of their own, tying the game at 17 on a 10-yard Mark Malone-to-Louis Lipps pass 11:41 into the third quarter.

A turnover by the Broncos late in the game set up the Steelers' game-winning touchdown. Pittsburgh's Eric Williams intercepted an Elway pass and returned it to the Denver 2-yard line with only 2:45 left in the game, and two plays later, Pollard scored on a rush to give the Steelers a 24-17 advantage. Denver couldn't move the ball on its final two possessions as time expired.

Elway finished the game with 184 yards on 19-of-37 passing with two touchdowns and two interceptions. Watson led all players with 177 yards on 11 catches with one touchdown and a long reception of 52 yards.

Pittsburgh's defense limited the Broncos to just 51 yards on 22 carries (2.3 avg.) and held Denver to just 4-of-13 (30.8%) success on third downs.

The Steelers' offense racked up 381 yards of total offense, and Malone completed 17-of-28 passes for 224 yards with one touchdown. Pollard led all players with 99 yards on 16 carries (6.2 avg.) and scored a pair of touchdowns while Walter Abercrombie added 75 yards for 17 carries as part of a Pittsburgh ground game that totaled 169 yards.

OFFICIALS:

Referee — Fred Wyant (11); **Umpire** — Art Demmas (78); **Line Judge** — Vern Marshall (94); **Side Judge** — Royal Cathcart (16); **Head Linesman** — Dale Williams (8); **Back Judge** — Dick Hantak (105); **Field Judge** — Bob Lewis (18).

DENVER BRONCOS

OFFENSE

WR 85 D. Summers
LT 70 D. Studdard
LG 54 K. Bishop
C 64 B. Bryan
RG 60 P. Howard
RT 76 K. Lanier
TE 88 C. Kay
WR 81 S. Watson
RB 23 S. Winder
QB 7 J. Elway
HB 87 J. Wright

DEFENSE

LE 79 B. Chavous
NT 68 R. Carter
RE 75 R. Jones
LOLB 50 J. Ryan
LILB 55 R. Dennison
RILB 58 S. Busick
ROLB 57 T. Jackson
LCB 20 L. Wright
SS 49 D. Smith
FS 43 S. Foley
RCB 31 M. Harden

BRONCOS SUBSTITUTIONS: P 1 C. Norman, K 3 R. Karlis, S 22 T. Lilly, LB 24 R. Parros, DB 28 R. Jackson, RB 33 G. Lang, RB 39 J. Myles, CB 45 S. Wilson, RB 47 G. Wilhite, DB 48 R. Robbins, LB 52 K. Woodard, LB 59 D. Comeaux, DL 61 A. Townsend, G 62 M. Freeman, DE 65 W. Bowyer, NT 66 S. Garnett, T 72 M. Graves, OL 74 W. Hood, DE 77 K. Mecklenburg, WR 80 R. Alexander, WR 84 C. Sampson, LB 98 R. Hunley. **DID NOT PLAY:** QB 8 G. Kubiak, 26 C. Brewer, 67 G. Hyde, 69 B. Manor.

PITTSBURGH STEELERS

OFFENSE

WR 82 J. Stallworth
LT 63 P. Rostovsky
LG 73 C. Wolfley
C 52 M. Webster
RG 74 T. Long
RT 62 T. Ilkin
TE 81 D. Nelson
WR 83 L. Lipps
QB 16 M. Malone
RB 34 W. Abercrombie
FB 30 F. Pollard

DEFENSE

LE 95 J. Goodman
NT 67 E. Dunn
RE 64 G. Nelson
LOLB 57 M. Merriweather
LILB 50 D. Little
RILB 56 R. Cole
ROLB 53 B. Hinkle
LCB 49 D. Woodruff
SS 41 S. Washington
RCB 31 D. Shell
FS 21 E. Williams

STEELERS SUBSTITUTIONS: K 1 G. Anderson, P 5 C. Colquitt, CB 22 R. Woods, TE 23 L. Brown, RB 24 R. Erenberg, RB 26 S. Gillespie, S 28 E. Williams, CB 29 R. Johnson, CB 33 H. Clayton, RB 38 E. Veals, RB 40 A. Corley, LB 54 C. Bigham, LB 59 T. Seabaugh, C 60 R. Rasmussen, T 72 R. Snell, DE 78 M. Catano, WR 80 W. Capers, WR 85 C. Sweeney, WR 87 W. Thompson, LB 90 B. Kohrs, DE K. 92 Gary, DE K. 93 Willis, TE 89 B. Cunningham. **DID NOT PLAY:** QB 10 S. Campbell, QB 19 D. Woodley, G 61 B. Wingle, T 77 S. August.

		1	2	3	4	OT	TOTAL	FIELD GOALS (made () & missed)		
VISITOR	Pittsburgh Steelers	0	10	7	7	—	24	G. Anderson	(28)	40WR 26WL 39WR
HOME	Denver Broncos	7	0	10	0	—	17	R. Karlis	39WR 57S	(21)

Team	Qtr	Clock Time	PLAY DESCRIPTION (Extra Point) (Drive Info)	SCORE Visitor	Home
BRONCOS	1	8:30	J. Wright 9 yd. pass from J. Elway (R. Karlis, kick) (5-22, 2:25)	0	7
STEELERS	2	0:04	G. Anderson 28 yd. Field Goal (12-62, 6:16)	3	7
STEELERS	2	13:46	F. Pollard 1 yd. run (G. Anderson, kick) (8-78, 1:56)	10	7
BRONCOS	3	2:50	R. Karlis 21 yd. Field Goal (4-0, 1:47)	10	10
BRONCOS	3	7:45	S. Watson 20 yd. pass from J. Elway (R. Karlis, kick) (6-46, 3:01)	10	17
STEELERS	3	11:41	L. Lipps 10 yd. pass from M. Malone (G. Anderson, kick) (7-66, 3:46)	17	17
STEELERS	4	13:01	F. Pollard 2 yd. run (G. Anderson, kick) (3-2, 1:36)	24	17

FINAL INDIVIDUAL STATISTICS

Pittsburgh Steelers										Denver Broncos													
RUSHING	ATT	YDS	AVG	LG	TD					RUSHING	ATT	YDS	AVG	LG	TD								
F. Pollard	16	99	6.2	23	2					S. Winder	15	37	2.5	9	0								
W. Abercrombie	17	75	4.4	18	0					J. Elway	4	16	4.0	13	0								
E. Veals	1	1	1.0	1	0					G. Willhite	1	1	1.0	1	0								
L. Lipps	1	0	0	0	0					R. Parros	1	0	0.0	0	0								
M. Malone	5	-6	-1.2	0	0					S. Watson	1	-3	-3.0	-3	0								
TOTAL	40	169	4.2	23	2					TOTAL	22	51	2.3	13	0								
PASSING	ATT	CMP	YDS	TKD/ YD	TD	LG	IN	Rtg.					PASSING	ATT	CMP	YDS	TKD/ YD	TD	LG	IN	Rtg.		
M. Malone	28	17	224	2/12	1	25	0	97.9					J. Elway	37	19	184	4/37	2	21	2	61.1		
													G. Willhite	1	1	52	0/0	0	52	0	118.8		
TOTAL	28	17	224	2/12	1	25	0	97.9					TOTAL	38	20	236	4/37	2	52	2	67.4		
PASS RECEIVING			NO	YDS	AVG	LG	TD					PASS RECEIVING			NO	YDS	AVG	LG	TD				
L. Lipps			5	86	17.2	25	1					S. Watson			11	177	16.1	52	1				
F. Pollard			4	48	12.0	17	0					S. Winder			4	22	5.5	8	0				
J. Stallworth			3	38	12.7	14	0					J. Wright			2	16	8.0	9	1				
W. Abercrombie			3	18	9.0	6	0					G. Willhite			2	12	6.0	8	0				
B. Cunningham			1	19	19.0	19	0					R. Alexander			1	9	9.0	9	0				
R. Thompson			1	15	15.0	15	0																
TOTAL			17	224	13.2	25	1					TOTAL			20	236	11.8	52	2				
INTERCEPTIONS			NO	YDS	AVG	LG	TD					INTERCEPTIONS			NO	YDS	AVG	LG	TD				
E. Williams			1	28	28.0	28	0																
G. Dunn			1	6	6.0	6	0																
TOTAL			2	34	17.0	28	0					TOTAL			0	0	0.0	—	0				
PUNTING	NO	YDS	AVG	NET	TB	IN20	LG					PUNTING	NO	YDS	AVG	NET	TB	IN20	LG	TD			
C. Colquitt	2	85	42.5	34.0	0	0	46					C. Norman	4	169	42.3	40.0	0	1	51				
(BLOCKED)	1	0	0.0	0.0	0	0	0																
TOTAL	3	85	28.3	25.3	0	0	46					TOTAL	4	169	42.3	40.0	0	1	51				
PUNT RETURNS	NO	YDS	AVG	FC	LG	TD					PUNT RETURNS	NO	YDS	AVG	FC	LG	TD						
L. Lipps	3	9	3.0	0	7	0					G. Willhite	2	17	8.5	0	17	0						
RETURNS	3	9	3.0	0	7	0					RETURNS	2	17	8.5	0	17	0						
KICKOFF RETURNS	NO	YDS	AVG	FC	LG	TD					KICKOFF RETURNS	NO	YDS	AVG	FC	LG	TD						
L. Lipps	3	73	24.3	0	34	0					G. Willhite	2	56	28.0	0	31	0						
R. Erenberg	1	29	29.0	0	29	0																	
RETURNS	4	102	25.5	0	34	0					RETURNS	2	56	28.0	0	31	0						
Pittsburgh Steelers	Own	FUMBLE	Lost	Rec.	Yds	TD	FF	Rec.	Yds	TD	Out Bnds	Denver Broncos	Own	FUMBLE	Lost	Rec.	Yds	TD	FF	Rec.	Yds	TD	Out Bnds
M. Malone	2	2	0	0	0	0	0	0	0	0	0	J. Elway	1	0	1	0	0	0	0	0	0	0	0
L. Lipps	1	0	1	0	0	0	0	0	0	0	0	A. Townsend	0	0	0	0	0	0	1	0	0	0	
												T. Jackson	0	0	0	0	0	0	1	0	0	0	
												G. Willhite	1	0	1	0	0	0	0	0	0	0	
TOTAL	3	2	1	0	0	0	0	0	0	0	0	TOTAL	2	0	2	0	0	0	2	0	0	0	

FINAL TEAM STATISTICS

STEELERS											BRONCOS										
TOTAL FIRST DOWNS											PUNTS Number and Average										
By Rushing											Had Blocked										
By Passing											FGs - PATs Had Blocked										
By Penalty											TOTAL RETURN YARDAGE (Not Including Kickoffs)										
THIRD DOWN EFFICIENCY											No. and Yards Punt Returns										
FOURTH DOWN EFFICIENCY											No. and Yards Kickoff Returns										
TOTAL NET YARDS											No. and Yards Interception Returns										
Total Offensive Plays (inc. times thrown passing)											PENALTIES Number and Yards										
Average gain per offensive play											FUMBLES Number and Lost										
NET YARDS RUSHING											TOUCHDOWNS										
Total Rushing Plays											Rushing										
Average gain per rushing play											Passing										
NET YARDS PASSING											Returns										
Times thrown - yards lost attempting to pass											EXTRA POINTS Made-Attempts										
Gross yards passing											FIELD GOALS Made-Attempts										
PASS ATTEMPTS-COMPLETIONS-HAD INTERCEPTED											SAFETIES										
Average gain per pass play (inc. # thrown passing)											FINAL SCORE										
											TIME OF POSSESSION										

BRONCOS DEFENSIVE STATISTICS

(based on unofficial press box statistics)																	
PLAYER	UT	A	TT	S-YDS	I-YDS	PD	FF	FR	PLAYER	UT	A	TT	S-YDS	I-YDS	PD	FF	FR
D. Smith	9	2	11	0-0	0-0	0	0	0	R. Hunley	2	0	2	0-0	0-0	0	0	0
S. Busick	8	0	8	0-0	0-0	0	0	0	W. Bowyer	1	1	2	0-0	0-0	0	0	0
L. Wright	8	0	8	0-0	0-0	2	0	0	D. Comeaux	1	1	2	0-0	0-0	0	0	0
S. Foley	6	2	8	0-0	0-0	1	0	0	K. Mecklenburg	1	1	2	0-0	0-0	0	0	0
R. Dennison	4	3	7	0-0	0-0	0	0	0	R. Robbins	1	1	2	0-0	0-0	2	0	0
J. Ryan	4	3	7	1-0	0-0	0	0	0	S. Wilson	1	1	2	0-0	0-0	0	0	0
R. Jones	5	0	5	1-12	0-0	0	0	0	T. Lilly	1	0	1	0-0	0-0	0	0	0
M. Harden	4	0	4	0-0	0-0	1	0	0	R. Carter	1	0	1	0-0	0-0	0	0	0
T. Jackson	2	2	4	0-0	0-0	1	0	1	A. Townsend	0	0	0	0-0	0-0	0	0	1
B. Chavous	2	0	2	0-0	0-0	0	0	0	TEAM TOTALS	61	17	78	2-12	0-0	7	0	2



Seattle 31, Denver 7

Saturday, Dec. 24, 1983 • 1 p.m. PST • Kingdome • Seattle

WEATHER: Indoors • ATTENDANCE: 60,752 • TIME: 2:53

1983 AFC Wild Card Playoff Game

The Seattle Seahawks broke open a close contest against the Denver Broncos with two second-half Dave Krieg touchdown passes that propelled them to a 31-7 win in an AFC Wild Card Playoff Game in front of 60,752 fans at the Kingdome.

It didn't take the Seahawks long to get on the scoreboard as they traveled 62 yards on eight plays during their first offensive possession for a touchdown. Krieg connected with Steve Largent on a 17-yard scoring pass for a 7-0 lead with less than five minutes gone in the first quarter.

Later that period, the Broncos came back to tie the game after they mounted a 9-play, 76-yard touchdown drive. The score came on a 13-yard pass from Steve DeBerg to Jesse Myles.

Denver looked poised to take the lead, but Seattle cornerback Kerry Justin intercepted a DeBerg pass on the Broncos' next drive to end the threat. Seattle drove to Denver's 20-yard line, where Norm Johnson converted a 37-yard field goal.

On its next possession, Denver drove to the Seattle 4-yard line, but a fumble by running back Gerald Willhite was recovered by safety Paul Moyer. The Seahawks were able to run out the clock in the first half and hold on to their 10-7 lead.

The second half belonged to the Seahawks. Krieg passed for two more touchdowns and fullback David Hughes ran for another, making the score 31-7.

In the third quarter, Seattle travelled 73 yards on five plays and scored on Krieg's second touchdown pass of the game that went to tight end Pete Metzelaars.

Krieg threw his third touchdown pass of the afternoon early in the fourth quarter to give Seattle a 24-7 lead. He found wide receiver Paul Johns for an 18-yard touchdown strike, which capped a 9-play, 61-yard drive.

The Seahawks' final points came late in the fourth quarter when Hughes scored on a 2-yard run.

Despite totaling 360 yards of offense, Denver could not keep up with Seattle. Three turnovers—interceptions by DeBerg and John Elway along with a fumble by Willhite—proved to be the difference. DeBerg ended the game with 131 yards on 14-of-19 passing, and Elway added 123 yards on 10-of-15 passing in his first career postseason game.

For the Seahawks, Krieg completed 12-of-13 passes for 200 yards with three touchdowns and no interceptions. He finished with a perfect 158.3 passer rating.

OFFICIALS:

Referee — Red Cashion (43); **Umpire** — John Keck (67); **Line Judge** — Dick McKenzie (41); **Side Judge** — Gil Mace (90); **Head Linesman** — Sid Semon (109); **Back Judge** — Don Wedge (28); **Field Judge** — Bob Wortman (84).

DENVER BRONCOS

OFFENSE

WR 84 C. Sampson
LT 70 D. Studdard
LG 54 K. Bishop
C 64 B. Bryan
RG 60 P. Howard
RT 76 K. Lanier
TE 85 R. Egloff
WR 81 S. Watson
QB 17 S. DeBerg
RB 23 S. Winder
FB 34 N. Poole

DEFENSE

LE 79 B. Chavous
NT 68 R. Carter
RE 75 R. Jones
LOLB 50 J. Ryan
RT 72 D. Latimer
RILB 53 R. Gradishar
ROLB 57 T. Jackson
LCB 20 L. Wright
RCB 31 M. Harden
SS 49 D. Smith
FS 43 S. Foley

BRONCOS SUBSTITUTIONS: K 3 R. Karlis, QB 7 J. Elway, P 11 L. Prestridge, CB 21 M. Dupree, DB 28 R. Jackson, S 29 W. Myers, DB 37 S. Trimble, RB 39 J. Myles, CB 45 S. Wilson, HB 46 D. Preston, RB 47 G. Willhite, LB 52 K. Woodward, LB 55 R. Dennison, LB 58 S. Busick, LB 59 D. Comeaux, G 62 T. Glasic, G 63 M. Cooper, DE 65 W. Bowyer, DE 66 B. Manor, T 67 K. Uecker, T 74 J. Baker, LB 77 K. Mecklenburg, DE 78 R. Stachowski, WR 82 Z. Thomas, TE 83 J. Sawyer, TE 88 R. Odoms. **DID NOT PLAY:** QB 8 G. Kubiak.

SEATTLE SEAHAWKS

OFFENSE

TE 88 P. Metzelaars
LT 64 R. Essink
LG 65 E. Bailey
C 59 B. Bush
RG 61 R. Pratt
RT 76 S. August
TE 87 C. Young
WR 80 S. Largent
QB 17 D. Krieg
RB 28 C. Warner
FB 32 C. Bryant

DEFENSE

LE 79 J. Green
NT 72 J. Nash
RE 77 J. Bryant
LOLB 58 B. Scholtz
LILB 52 J. Norman
RILB 53 K. Butler
ROLB 56 G. Gaines
LCB 26 K. Justin
RCB 22 D. Brown
SS 45 K. Easley
FS 44 J. Harris

SEAHAWKS SUBSTITUTIONS: P 8 J. West, K 9 N. Johnson, QB 10 J. Zorn, S 21 P. Moyer, CB 27 G. Johnson, WR 29 H. Jackson, RB 31 Z. Dixon, FB 33 D. Doornink, S 35 D. Dufek, RB 37 E. Lane, CB 42 K. Simpson, FB 46 D. Hughes, LB 51 S. Merriman, LB 57 S. Robinson, LB 63 M. Hicks, G 66 B. Dugan, DE 70 D. Irvin, DT 74 M. Tuiaosopo, WR 83 C. Castor, DE 84 S. Clancy, WR 85 P. Johns, TE 86 M. Tice, WR 89 B. Walker. **DID NOT PLAY:** WR 55 M. Jackson, C 62 K. Kauahi, G 67 R. McKenzie, T 69 M. Hernandez.

		1	2	3	4	OT	TOTAL	FIELD GOALS (made () & missed)
VISITOR	Denver Broncos	7	0	0	0	—	7	
HOME	Seattle Seahawks	7	3	7	14	—	31	N. Johnson (37)

Team	Qtr	Clock Time	PLAY DESCRIPTION (Extra Point) (Drive Info)	SCORE Visitor	Home
SEAHAWKS	1	4:42	S. Largent 17 yd. pass from D. Krieg (N. Johnson, kick) (8-62, 4:33)	0	7
BRONCOS	1	11:22	J. Myles 13 yd. pass from S. DeBerg (R. Karlis, kick) (9-76, 4:08)	7	7
SEAHAWKS	2	5:35	N. Johnson 37 yd. Field Goal (9-32, 4:33)	7	10
SEAHAWKS	3	7:02	P. Metzelaars 5 yd. pass from D. Krieg (N. Johnson, kick) (5-73, 3:19)	7	17
SEAHAWKS	4	0:04	P. Johns 18 yd. pass from D. Krieg (N. Johnson, kick) (9-61, 4:17)	7	24
SEAHAWKS	4	5:26	D. Hughes 2 yd. run (N. Johnson, kick) (9-64, 4:43)	7	31

FINAL INDIVIDUAL STATISTICS																				
Denver Broncos										Seattle Seahawks										
RUSHING	ATT	YDS	AVG	LG	TD					RUSHING	ATT	YDS	AVG	LG	TD					
S. Winder	16	59	3.7	35	0					C. Warner	23	99	4.3	15	0					
N. Poole	7	25	3.6	7	0					D. Hughes	3	16	5.3	9	1					
J. Elway	3	16	5.3	11	0					C. Bryant	5	15	3.0	4	0					
G. Willhite	5	16	3.2	6	0					D. Krieg	3	9	3.0	6	0					
C. Sampson	1	8	8.0	8	0					Z. Dixon	3	4	1.3	5	0					
S. Watson	1	1	1.0	1	0					J. Zorn	1	2	2.0	2	0					
TOTAL	33	125	3.8	35	0					TOTAL	38	145	3.8	15	1					
PASSING	ATT	CMP	YDS	TKD/ YD	TD	LG	IN	Rtg.		PASSING	ATT	CMP	YDS	TKD/ YD	TD	LG	IN	Rtg.		
S. DeBerg	19	14	131	2/19	1	22	1	87.8		D. Krieg	13	12	200	2/21	3	41	0	158.3		
J. Elway	15	10	123	0/0	0	31	1	64.0												
TOTAL	34	24	254	2/19	1	31	2	77.3		TOTAL	13	12	200	2/21	3	41	0	158.3		
PASS RECEIVING	NO	YDS	AVG	LG	TD					PASS RECEIVING	NO	YDS	AVG	LG	TD					
J. Myles	7	73	10.4	18	1					S. Largent	4	76	19.0	34	1					
S. Watson	4	51	12.8	22	0					C. Warner	3	22	7.3	9	0					
N. Poole	4	17	4.3	8	0					P. Johns	2	59	29.5	41	1					
C. Sampson	3	52	17.3	31	0					C. Young	2	38	19.0	28	0					
S. Winder	2	13	6.5	11	0					P. Metzelaars	1	5	5.0	5	1					
Z. Thomas	1	19	19.0	19	0															
R. Egloff	1	16	16.0	16	0															
S. Wilson	1	12	12.0	12	0															
G. Willhite	1	1	1.0	1	0															
TOTAL	24	254	10.6	31	1					TOTAL		12	200	16.7	41	3				
INTERCEPTIONS	NO	YDS	AVG	LG	TD					INTERCEPTIONS	NO	YDS	AVG	LG	TD					
										K. Justin	1	45	45.0	45	0					
										G. Johnson	1	0	0.0	0	0					
TOTAL	0	0	0.0	—	0					TOTAL	2	45	22.5	45	0					
PUNTING	NO	YDS	AVG	NET	TB	IN20	LG			PUNTING	NO	YDS	AVG	NET	TB	IN20	LG			
L. Prestridge	4	191	47.8	33.3	0	0	49			J. West	3	125	41.7	38.3	0	0	47			
TOTAL	4	191	47.8	33.3	0	0	49			TOTAL	3	125	41.7	38.3	0	0	47			
PUNT RETURNS	NO	YDS	AVG	FC	LG	TD				PUNT RETURNS	NO	YDS	AVG	FC	LG	TD				
Z. Thomas	3	10	3.3	0	6	0				P. Johns	4	58	14.5	0	19	0				
RETURNS	3	10	3.3	0	6	0				RETURNS	4	58	14.5	0	19	0				
KICKOFF RETURNS	NO	YDS	AVG	FC	LG	TD				KICKOFF RETURNS	NO	YDS	AVG	FC	LG	TD				
Z. Thomas	4	81	20.3	0	22	0				Z. Dixon	2	43	21.5	0	31	0				
S. Wilson	2	37	18.5	0	20	0														
RETURNS	6	118	19.7	0	22	0				RETURNS	2	43	21.5	0	31	0				
Denver Broncos	Own		Opp.		Out					Seattle Seahawks	Own		Opp.		Out					
FUMBLES	Fum	Lost	Rec.	Yds	TD	FF	Rec.	Yds	TD	Bnds	FUMBLES	Fum	Lost	Rec.	Yds	TD	Bnds			
G. Willhite	1	1	0	0	0	0	0	0	0	0	C. Warner	1	0	0	0	0	0	0	0	
											P. Metzelaars	0	0	1	0	0	0	0	0	
											P. Moyer	0	0	0	0	0	1	0	0	
TOTAL	1	1	0	0	0	0	0	0	0	0	TOTAL	1	0	1	0	0	1	0	0	

FINAL TEAM STATISTICS																			
BRONCOS										SEAHAWKS									
TOTAL FIRST DOWNS										PUNTS Number and Average									
By Rushing										4-48									
By Passing										0-0									
By Penalty										0-0									
THIRD DOWN EFFICIENCY										9-128									
FOURTH DOWN EFFICIENCY										8-146									
TOTAL NET YARDS										3-10									
Total Offensive Plays (inc. times thrown passing)										4-58									
Average gain per offensive play										2-43									
NET YARDS RUSHING										0-0									
Total Rushing Plays										3-34									
Average gain per rushing play										1-1									
NET YARDS PASSING										0-0									
Times thrown – yards lost attempting to pass										1-1									
Gross yards passing										0-0									
PASS ATTEMPTS-COMPLETIONS-HAD INTERCEPTED										7									
Average gain per pass play (inc. # thrown passing)										29:03									

BRONCOS DEFENSIVE STATISTICS																	
(based on unofficial press box statistics)																	
PLAYER	UT	A	TT	S-YDS	I-YDS	PD	FF	FR	PLAYER	UT	A	TT	S-YDS	I-YDS	PD	FF	FR
J. Ryan	6	1	7	0-0	0-0	0	0	0	S. Foley	2	3	5	0-0	0-0	0	0	0
S. Busick	5	1	6	0-0	0-0	0	0	0	R. Jones	2	3	5	0-0	0-0	0	0	0
T. Jackson	5	1	6	0-0	0-0	0	0	0	D. Smith	4	0	4	0-0	0-0	0	0	0
R. Gradishar	4	2	6	0-0	0-0	0	0	0	L. Wright	2	0	2	0-0	0-0	0	0	0
M. Harden	4	2	6	0-0	0-0	0	0	0	K. Woodard	2	0	2	1-10	0-0	0	0	0
B. Chavous	2	4	6	0-0	0-0	0	0	0	B. Manor	1	0	1	1-10	0-0	0	0	0
R. Carter	4	1	5	0-0	0-0	0	0	0	W. Myers	1	0	1	0-0	0-0	0	0	0
D. Latimer	4	1	5	0-0	0-0	0	0	0	TEAM TOTALS	48	19	67	2-21	0-0	0	0	0



Houston 13, Denver 7

Sunday, Dec. 23, 1979 • 3 p.m. CST • Astrodome • Houston

WEATHER: Indoors • ATTENDANCE: 48,776 • TIME: 2:59

1979 AFC Wild Card Playoff Game

Toni Fritsch kicked two field goals that provided the margin of victory as the Houston Oilers played strong second-half defense to defeat the Denver Broncos 13-7 in an AFC Wild Card Playoff Game at the Astrodome in front of 48,776 fans.

Fritsch opened the scoring with a 31-yard first-quarter field goal, which capped an 11-play, 64-yard drive.

Denver came back to take a 7-3 lead later in the opening period on a 7-yard pass from Craig Morton to running back Dave Preston. The scoring drive covered 80 yards on 11 plays.

Houston went ahead to stay on a 3-yard run by Earl Campbell at 14:14 of the second quarter. The scoring drive totaled 74 yards on nine plays, but Campbell was injured on the touchdown run and did not return to action in the second half. Houston took the 10-7 lead into halftime.

After a scoreless third quarter, Denver linebacker Bob Swenson intercepted a Gifford Nielsen pass at the Oilers' 26-yard line midway through the fourth period. However, two sacks of Morton led to a 50-yard field goal attempt by Fred Steinfort that hit the upright.

On the ensuing possession, the Oilers drove for a second field goal by Fritsch, this one from 20 yards that provided the final victory margin for Houston.

Denver drove to the Houston 27-yard line at the 2-minute mark, but the Oilers' defense again rose to the occasion to stifle the threat and secure the win.

Oilers quarterback Dan Pastorini and wide receiver Ken Burrough left the contest due to injuries early in the second half, putting a severe crimp in the Houston attack. But the Broncos were able to move the ball for only 216 yards, and the tenacious Houston defense sacked Morton six times for 40 yards on the afternoon.

Morton finished the game with 144 yards on 14-of-27 passing with one touchdown and one interception. On the ground, Houston's defense held the Broncos to just 51 yards by Otis Armstrong and 29 by Larry Canada. Denver also was limited to 4-of-13 (30.8%) success on third down and was forced to punt six times in the contest.

For Houston, Pastorini threw for 149 yards on 8-of-18 passing with one interception. Campbell rushed for 50 yards on 16 carries and Carpenter added 59 yards on 16 carries.

OFFICIALS:

Referee — Gene Barth (14); **Umpire** — Bob Boylston (101); **Line Judge** — Bill Reynolds (53); **Side Judge** — Royal Cathcart (16); **Head Linesman** — Gil Mace (90); **Back Judge** — Jim Kearney (107); **Field Judge** — Bob Lewis (18).

DENVER BRONCOS

OFFENSE

WR 80 R. Upchurch
LT 70 D. Studdard
LG 62 T. Glassic
C 64 B. Bryan
RG 60 P. Howard
RT 71 C. Minor
TE 88 R. Odoms
WR 25 H. Moses
QB 27 C. Morton
RB 24 O. Armstrong
RB 32 J. Keyworth

DEFENSE

LE 79 B. Chavous
NT 68 R. Carter
RE 66 B. Manor
LOLB 51 B. Swenson
LILB 59 J. Rizzo
RILB 53 R. Gradishar
ROLB 57 T. Jackson
LCB 20 L. Wright
RCB 43 S. Foley
SS 36 B. Thompson
WS 29 B. Jackson

BRONCOS SUBSTITUTIONS: P 11 L. Prestidge, QB 14 N. Weese, K 15 J. Turner, K 19 F. Steinfort, CB 23 C. Pane, RB 30 J. Jensen, RB 35 L. Canada, SS 40 C. West, RB 46. D. Preston, LB 50 J. Ryan, C 55 K. Brown, LB 56 L. Evans, LB 58 R. Nairne, DE 63 J. Grant, G 65 G. Hyde, DT 72 D. Latimer, T 73 K. Clark, WR 81 S. Watson, WR 84 V. Kinney, TE 85 R. Eglolf, TE 88 R. Odoms. **DID NOT PLAY:** QB 12 C. Penrose, S 47 G. Atkinson, DE 78 B. Radford.

HOUSTON OILERS

OFFENSE

WR 00 K. Burrough
LT 74 L. Gray
LG 58 D. Carter
C 55 C. Mauck
RG 60 E. Fisher
RT 70 C. Hayman
TE 86 M. Barber
WR 88 R. Caster
QB 7 D. Pastorini
RB 45 T. Wilson
RB 34 E. Campbell

DEFENSE

DE 69 A. Dorris
MG 78 C. Culp
DE 65 E. Betheta
LB 59 T. Washington
LB 54 G. Bingham
LB 53 A. Stringer
LB 52 R. Brazile
CB 33 J.C. Wilson
CB 27 G. Sternrick
SS 32 V. Perry
WS 37 M. Reinfeldt

OILERS SUBSTITUTIONS: QB 12 G. Werkens, QB 14 G. Nielsen, K 16 T. Fritsch, P 18 C. Parsley, DB 20 B. Currier, DB 21 C. Jefferson, RB 26 R. Carpenter, DB 36 C. Hartwig, RB 42 B. Clark, RB 47 R. Coleman, LB 50 D. Hunt, LB 51 T. Thompson, LB 63 S. Baumgartner, DT 67 M. Stenerud, G 68 T. Randall, MG 71 K. Kennard, DE 75 J. Baker, T 76 M. Towns, WR 81 J. Groth, WR 82 M. Renfro, WR 85 R. Ellander, TE 87 C. Rucker. **DID NOT PLAY:** G 64 G. Reihner.

		1	2	3	4	OT	TOTAL	FIELD GOALS (made () & missed)
VISITOR	Denver Broncos	7	0	0	0	—	7	F. Steinfort 50HU
HOME	Houston Oilers	3	7	0	3	—	13	T. Fritsch (31) (20)

Team	Qtr	Clock Time	PLAY DESCRIPTION (Extra Point) (Drive Info)	SCORE Visitor Home
OILERS	1	4:58	T. Fritsch 31 yd. Field Goal (11-64, 4:59)	0 3
BRONCOS	1	11:33	D. Preston 7 yd. pass from C. Morton (J. Turner, kick) (11-80, 6:35)	7 3
OILERS	2	14:14	E. Campbell 3 yd. run (T. Fritsch, kick) (9-74, 1:47)	7 10
OILERS	4	10:42	T. Fritsch 20 yd. Field Goal (6-17, 3:35)	7 13

FINAL INDIVIDUAL STATISTICS

Denver Broncos										Houston Oilers											
RUSHING	ATT	YDS	AVG	LG	TD					RUSHING	ATT	YDS	AVG	LG	TD						
O. Armstrong	12	51	4.3	15	0					R. Carpenter	16	59	3.7	9	0						
L. Canada	4	29	7.2	13	0					E. Campbell	16	50	3.1	9	1						
D. Preston	9	24	2.7	7	0					T. Wilson	8	21	2.6	5	0						
J. Jensen	4	5	1.2	3	0					R. Coleman	2	5	2.5	4	0						
R. Upchurch	1	3	3.0	3	0																
C. Morton	2	0	0.0	0	0																
TOTAL	32	112	3.5	15	0					TOTAL	42	135	3.2	9	1						
TKD/										TKD/											
PASSING	ATT	CMP	YDS	YD	TD	LG	IN	Rtg.		PASSING	ATT	CMP	YDS	YD	TD	LG	IN	Rtg.			
C. Morton	27	14	144	6/40	1	25	1	64.4		D. Pastorini	18	8	149	1/11	0	41	1	50.0			
										G. Nielsen	4	2	9	0/0	0	6	1	16.7			
TOTAL	27	14	144	6/40	1	25	1	64.4		TOTAL	22	10	158	1/11	0	41	2	32.0			
PASS RECEIVING	NO	YDS	AVG	LG	TD					PASS RECEIVING	NO	YDS	AVG	LG	TD						
D. Preston	4	40	10.0	12	1					T. Wilson	4	53	13.3	20	0						
H. Moses	3	47	15.7	25	0					R. Carpenter	3	26	8.7	13	0						
O. Armstrong	2	22	11.0	13	0					R. Coleman	1	41	41.0	41	0						
R. Odoms	2	3	1.5	3	0					M. Barber	1	31	31.0	31	0						
R. Egloff	1	17	17.0	17	0					E. Campbell	1	7	7.0	7	0						
J. Jensen	1	11	11.0	11	0																
L. Canada	1	4	4.0	4	0																
TOTAL	14	144	10.3	25	1					TOTAL	10	158	15.8	41	0						
INTERCEPTIONS	NO	YDS	AVG	LG	TD					INTERCEPTIONS	NO	YDS	AVG	LG	TD						
B. Thompson	1	12	12.0	12	0					G. Bingham	1	15	15.0	15	0						
B. Swenson	1	0	0.0	0	0																
TOTAL	2	12	6.0	12	0					TOTAL	1	15	15.0	15	0						
PUNTING	NO	YDS	AVG	NET	TB	IN20	LG														
L. Prestridge	6	266	44.4	37.3	0	3	52														
TOTAL	6	266	44.4	37.3	0	3	52														
PUNT RETURNS	NO	YDS	AVG	FC	LG	TD															
R. Upchurch	2	25	12.5	0	17	0															
RETURNS	2	25	12.5	0	17	0															
KICKOFF RETURNS	NO	YDS	AVG	FC	LG	TD															
D. Preston	3	56	18.7	0	22	0															
R. Upchurch	1	27	27.0	0	27	0															
RETURNS	4	83	20.8	0	27	0															
Denver Broncos										Houston Oilers											
Own			Opp.			Out				Own			Opp.			Out					
FUMBLES	Fum	Lost	Rec.	Yds	TD	FF	Rec.	Yds	TD	Bnds	FUMBLES	Fum	Lost	Rec.	Yds	TD	FF	Rec.	Yds	TD	Bnds
C. Morton	1	0	1	0	0	0	0	0	0	0											
TOTAL	1	0	1	0	0	0	0	0	0	0	TOTAL	0	0	0	0	0	0	0	0	0	0

FINAL TEAM STATISTICS

BRONCOS										OILERS									
TOTAL FIRST DOWNS										PUNTS Number and Average									
By Rushing										Had Blocked									
By Passing										FGs – PATs Had Blocked									
By Penalty										TOTAL RETURN YARDAGE (Not Including Kickoffs)									
THIRD DOWN EFFICIENCY										No. and Yards Punt Returns									
FOURTH DOWN EFFICIENCY										No. and Yards Kickoff Returns									
TOTAL NET YARDS										No. and Yards Interception Returns									
Total Offensive Plays (inc. times thrown passing)										PENALTIES Number and Yards									
Average gain per offensive play										FUMBLES Number and Lost									
NET YARDS RUSHING										TOUCHDOWNS									
Total Rushing Plays										Rushing									
Average gain per rushing play										Passing									
NET YARDS PASSING										Returns									
Times thrown – yards lost attempting to pass										EXTRA POINTS Made-Attempts									
Gross yards passing										FIELD GOALS Made-Attempts									
PASS ATTEMPTS-COMPLETIONS-HAD INTERCEPTED										SAFETIES									
Average gain per pass play (inc. # thrown passing)										FINAL SCORE									
										TIME OF POSSESSION									

BRONCOS DEFENSIVE STATISTICS

(based on unofficial press box statistics)																		
PLAYER	UT	A	TT	S-YDS	I-YDS	PD	FF	FR	PLAYER	UT	A	TT	S-YDS	I-YDS	PD	FF	FR	
R. Gradishar	12	1	13	0-0	0-0	2	0	0	B. Manor	2	0	2	0-0	0-0	0	0	0	
R. Carter	6	4	10	0-0	0-0	0	0	0	J. Rizzo	2	0	2	0-0	0-0	0	0	0	
T. Jackson	4	2	6	0-0	0-0	0	0	0	J. Ryan	2	0	2	0-0	0-0	0	0	0	
B. Jackson	4	1	5	0-0	0-0	0	0	0	L. Canada	1	0	1	0-0	0-0	0	0	0	
B. Chavous	4	0	4	1-11	0-0	0	0	0	L. Evans	1	0	1	0-0	0-0	0	0	0	
B. Swenson	4	0	4	0-0	1-0	1	0	0	J. Grant	1	0	1	0-0	0-0	0	0	0	
D. Latimer	3	0	3	0-0	0-0	0	0	0	B. Thompson	1	0	1	0-0	1-12	0	0	0	
L. Wright	3	0	3	0-0	0-0	2	0	0	C. West	1	0	1	0-0	0-0	0	0	0	
S. Foley	2	0	2	0-0	0-0	2	0	0	TEAM TOTALS	53	8	61	1-11	2-12	7	0	0	



Pittsburgh 33, Denver 10

Saturday, Dec. 30, 1978 • 2 p.m. MST • Three Rivers Stadium • Pittsburgh

WEATHER: Light Rain, 33°, Wind S 5 mph • ATTENDANCE: 48,921 • TIME: 3:02

1978 AFC Divisional Playoff Game

Two fourth-quarter touchdown passes by Pittsburgh quarterback Terry Bradshaw lifted the Steelers to a 33-10 victory against the Denver Broncos in an AFC Divisional Playoff Game in front of 48,921 fans at Three Rivers Stadium.

Bradshaw threw a 45-yard scoring pass to John Stallworth and a 38-yard touchdown to Lynn Swann in the final period, capping a brilliant performance by the Pittsburgh passer.

The Broncos took a 3-0 lead midway through the first quarter on a 37-yard Jim Turner field goal. The Steelers controlled the game following the score, however, posting 16 unanswered points to build a comfortable lead.

Pittsburgh running back Franco Harris scored his first touchdown of the game on a 1-yard plunge that capped an 8-play, 66-yard drive. After the missed extra point attempt, the Steelers held a 6-3 lead at the 12:27 mark of the first quarter.

The Steelers increased their lead on Harris' second touchdown of the game early in the second quarter. He scored on an 18-yard run that gave Pittsburgh a 13-3 advantage before Roy Gerela's 24-yarder upped its margin to 16-3 later in the quarter.

Denver moved to within six points, 16-10, on a 3-yard Dave Preston touchdown run with two minutes left in the first half. But with just seven seconds remaining in the second quarter, Gerela kicked another field goal, a 27-yarder, that sent the Broncos into the locker room trailing 19-10.

Denver threatened to pull closer in the third quarter, but Turner's 29-yard field goal attempt was blocked.

Early in the fourth quarter, Bradshaw found Stallworth for a 45-yard touchdown pass to cap a 4-play, 71-yard drive. A short time later, Swann hauled in a 38-yard touchdown pass from Bradshaw that put the Steelers ahead 33-10.

Pittsburgh recorded 425 yards of total offense with Bradshaw accounting for 272 through the air. He completed 16-of-29 (55.2%) passes to go along with the two touchdowns. Stallworth led all players with 156 yards on 10 receptions, and Swann finished with 52 yards on two catches.

The eventual World Champion Steelers limited the Broncos' offense to just 218 yards. Broncos quarterback Norris Weese finished the game with 118 yards on 8-of-16 passing and was sacked five times. He also was Denver's leading rusher, accounting for 43 yards on four carries.

OFFICIALS:

Referee — Gene Barth (14); **Umpire** — Gordon Wells (89); **Line Judge** — Bob Beeks (59); **Side Judge** — Royal Cathcart (16); **Head Linesman** — Ed Marion (26); **Back Judge** — John Fouch (45); **Field Judge** — Dick Dolack (31).

DENVER BRONCOS

OFFENSE

WR 82 J. Dolbin
LT 71 C. Minor
LG 62 T. Glassic
C 64 B. Bryan
RG 60 P. Howard
RT 76 T. Neville
TE 88 R. Odoms
WR 25 H. Moses
QB 7 C. Morton
RB 41 R. Lytle
RB 32 J. Keyworth

DEFENSE

LE 79 B. Chavous
NT 68 R. Carter
RE 77 L. Alzado
LOLB 51 B. Swenson
LILB 59 J. Rizzo
RILB 53 R. Gradishar
ROLB 57 T. Jackson
LC 20 L. Wright
RC 43 S. Foley
SS 36 B. Thompson
WS 29 B. Jackson

BRONCOS SUBSTITUTIONS: P 10 B. Dilts, QB 14 N. Weese, K 15 J. Turner, DB 23 C. Pane, DB 27 M. Harvey, RB 33 L. Perrin, RB 35 L. Canada, DB 40 C. West, RB 46 D. Preston, C 50 B. Maples, LB 55 G. Turk, LB 56 L. Evans, LB 58 R. Nairne, DE 63 J. Grant, G 65 G. Hyde, WR 80 R. Upchurch, WR 84 V. Kinney, TE 87 B. Moore. **DID NOT PLAY:** QB 12 C. Penrose, RB 24 O. Armstrong, DE 66 B. Manor, G 67 S. Schindler.

PITTSBURGH STEELERS

OFFENSE

WR 82 J. Stallworth
LT 55 J. Kolb
LG 57 S. Davis
C 52 M. Webster
RG 74 R. Pinney
RT 79 L. Brown
TE 84 R. Grossman
WR 88 L. Swann
QB 12 T. Bradshaw
RB 20 R. Bleier
RB 32 F. Harris

DEFENSE

LE 68 L. Greenwood
LT 75 J. Greene
RT 64 S. Furness
RE 76 J. Banaszak
LLB 59 J. Ham
MLB 58 J. Lambert
RLB 56 R. Cole
LCB 29 R. Johnson
RCB 47 M. Blount
SS 31 D. Shell
FS 23 M. Wagner

STEELERS SUBSTITUTIONS: P 5 C. Colquitt, K 10 R. Gerela, QB 15 M. Kruczek, DB 21 T. Dungy, DB 25 R. Oldham, DB 30 L. Anderson, RB 35 J. Deloplaire, RB 38 S. Thornton, RB 39 R. Moser, LB 51 L. Toews, LB 53 D. Winston, DE 65 T. Beasley, T 66 T. Petersen, DT 67 G. Dunn, DE 69 F. Anderson, G 72 G. Mullins, G 77 S. Courson, DE 78 D. White, WR 83 T. Bell, WR 86 J. Smith, TE 87 J. Mandich. **DID NOT PLAY:** QB 18 C. Stoudt, TE 89 B. Cunningham.

		1	2	3	4	OT	TOTAL	FIELD GOALS (made () & missed)	
VISITOR	Denver Broncos	3	7	0	0	—	10	J. Turner	(37) 29B
HOME	Pittsburgh Steelers	6	13	0	14	—	33	R. Gerela	(24) (27)

Team	Qtr	Clock Time	PLAY DESCRIPTION (Extra Point) (Drive Info)	SCORE Visitor Home
BRONCOS	1	9:10	J. Turner 37 yd. Field Goal (5-6, 3:41)	3 0
STEELERS	1	12:27	F. Harris 1 yd. run (kick failed) (8-66, 3:17)	3 6
STEELERS	2	1:36	F. Harris 18 yd. run (R. Gerela, kick) (4-43, 2:05)	3 13
STEELERS	2	8:54	R. Gerela 24 yd. Field Goal (8-38, 3:20)	3 16
BRONCOS	2	13:04	D. Preston 3 yd. run (J. Turner, kick) (4-49, 2:00)	10 16
STEELERS	2	14:53	R. Gerela 27 yd. Field Goal (7-45, 1:49)	10 19
STEELERS	4	3:29	J. Stallworth 45 yd. pass from T. Bradshaw (R. Gerela, kick) (4-71, 2:14)	10 26
STEELERS	4	4:03	L. Swann 38 yd. pass from T. Bradshaw (R. Gerela, kick) (2-29, 0:21)	10 33

Final Individual Statistics																							
Denver Broncos													Pittsburgh Steelers										
Rushing		Att	Yds	Avg	LG	TD	Rushing						Att	Yds	Avg	LG	TD						
N. Weese		4	43	10.7	12	0	F. Harris						24	105	4.4	18	2						
D. Preston		4	14	3.5	10	1	R. Bleier						8	26	3.2	8	0						
J. Keyworth		6	12	2.0	5	0	R. Moser						2	6	3.0	3	0						
R. Lytle		5	6	1.2	4	0	T. Bradshaw						2	4	2.0	4	0						
L. Perrin		6	6	1.0	8	0	S. Thornton						2	4	2.0	3	0						
O. Armstrong		1	3	3.0	3	0	J. Deloplaine						1	4	4.0	4	0						
L. Canada		1	3	3.0	3	0	J. Smith						1	4	4.0	4	0						
TOTAL		27	87	3.2	12	1	TOTAL						40	153	3.8	18	2						
Passing		Att	CMP	Yds	TD	LG	IN	Rtg.	Passing						Att	CMP	Yds	TD	LG	IN	Rtg.		
N. Weese		16	8	118	5/30	0	28	0	74.5	T. Bradshaw						29	16	272	0/0	2	45	1	95.8
C. Morton		5	3	34	1/7	0	19	0	80.4														
B. Diits		1	1	16	0/0	0	16	0	118.8														
TOTAL		22	12	168	6/37	0	28	0	79.4	TOTAL						29	16	272	0/0	2	45	1	95.8
Pass Receiving				NO	YDS	AVG	LG	TD	Pass Receiving								NO	YDS	AVG	LG	TD		
J. Dolbin				4	77	19.3	28	0	J. Stallworth								10	156	15.6	45	1		
H. Moses				2	33	16.5	19	0	R. Grossman								4	64	16.0	22	0		
D. Preston				2	19	9.5	16	0	L. Swann								2	52	26.0	38	1		
L. Perrin				2	16	8.0	11	0															
R. Odoms				1	24	24.0	24	0															
R. Lytle				1	-1	-1.0	-1	0															
TOTAL				12	168	14.0	28	0	TOTAL								16	272	17.0	45	2		
Interceptions				NO	YDS	AVG	LG	TD	Interceptions								NO	YDS	AVG	LG	TD		
B. Swenson				1	4	4.0	4	0															
B. Thompson				0	6	6.0	6	0															
TOTAL				1	10	10.0	6	0	TOTAL								0	0	0.0	—	0		
Punting		NO	YDS	AVG	NET	TB	IN20	LG	Punting						NO	YDS	AVG	NET	TB	IN20	LG		
B. Diits		6	204	34.0	29.3	0	1	43	C. Colquitt						2	72	36.0	21.0	0	1	38		
TOTAL		6	204	34.0	29.3	0	1	43	TOTAL						2	72	36.0	21.0	0	1	38		
Punt Returns				NO	YDS	AVG	FC	LG	TD	Punt Returns								NO	YDS	AVG	FC	LG	TD
R. Upchurch				2	30	15.0	0	22	0	T. Bell								3	7	2.3	1	4	0
										J. Deloplaine								1	21	21.0	0	21	0
										J. Smith								0	0	0.0	1	0	0
RETURNS				2	30	15.0	0	22	0	RETURNS								4	28	7.0	2	21	0
Kickoff Returns				NO	YDS	AVG	FC	LG	TD	Kickoff Returns								NO	YDS	AVG	FC	LG	TD
R. Upchurch				3	47	15.7	0	24	0	L. Anderson								2	57	28.5	0	30	0
L. Perrin				1	18	18.0	0	18	0	S. Thornton								1	8	8.0	0	8	0
J. Keyworth				1	5	5.0	0	5	0														
C. Pane																							

FINAL TEAM STATISTICS						
	BRONCOS		STEELERS			
TOTAL FIRST DOWNS	15	24			PUNTS Number and Average	6-34
By Rushing	5	9			Had Blocked	0
By Passing	8	11			FGs – PATs Had Blocked	0-0
By Penalty	2	4			TOTAL RETURN YARDAGE (Not Including Kickoffs)	110
THIRD DOWN EFFICIENCY	3:14-21%	6:14-43%			No. and Yards Punt Returns	2-30
FOURTH DOWN EFFICIENCY	1:2-50%	3:4-75%			No. and Yards Kickoff Returns	6-70
TOTAL NET YARDS	218	425			No. and Yards Interception Returns	1-10
Total Offensive Plays (inc. times thrown passing)	55	69			PENALTIES Number and Yards	8-104
Average gain per offensive play	3.9	6.1			FUMBLES Number and Lost	2-2
NET YARDS RUSHING	87	153			TOUCHDOWNS	1
Total Rushing Plays	27	40			Rushing	2
Average gain per rushing play	3.2	3.8			Passing	0
NET YARDS PASSING	131	272			EXTRA POINTS Made-Attempts	1-1
Times thrown – yards lost attempting to pass	6-37	0-0			FIELD GOALS Made-Attempts	1-2
Gross yards passing	168	272			FINAL SCORE	10
PASS ATTEMPTS-COMPLETIONS-HAD INTERCEPTED	22-10-1	29-16-1			TIME OF POSSESSION	29:39
Average gain per pass play (inc. # thrown passing)	4.8	9.4				30:21

Broncos Defensive Statistics																	
(based on unofficial press box statistics)																	
Player	UT	A	TT	S-YDS	I-YDS	PD	FF	FR	Player	UT	A	TT	S-YDS	I-YDS	PD	FF	FR
R. Gradišhar	8	5	13	0-0	0-0	0	0	0	J. Grant	3	1	4	0-0	0-0	0	0	0
S. Foley	7	2	9	0-0	0-0	1	0	0	B. Manor	3	1	4	0-0	0-0	0	0	0
B. Swenson	6	3	9	0-0	1-4	1	0	0	B. Thompson	3	1	4	0-0	0-6	1	0	0
J. Rizzo	6	2	8	0-0	0-0	0	0	0	R. Carter	2	1	3	0-0	0-0	0	0	0
L. Wright	5	1	6	0-0	0-0	1	0	0	B. Jackson	2	1	3	0-0	0-0	1	1	0
L. Alzado	4	2	6	0-0	0-0	0	0	0	G. Turk	2	0	2	0-0	0-0	0	0	0
T. Jackson	4	2	6	0-0	0-0	1	0	1	C. West	1	0	1	0-0	0-0	0	0	0
B. Chavous	3	2	5	0-0	0-0	0	0	0	D. Latimer	1	0	1	0-0	0-0	0	0	0
L. Evans	3	1	4	0-0	0-0	0	0	0	TEAM TOTALS	63	25	88	0-0	1-10	6	1	1



Dallas 27, Denver 10

Sunday, Jan. 15, 1978 • 5:17 p.m. CST • Louisiana Superdome • New Orleans

WEATHER: Indoors • ATTENDANCE: 76,400 • TIME: 3:32

Super Bowl XII



The Dallas Cowboys evened their Super Bowl record at 2-2 by defeating the Denver Broncos 27-10

in Super Bowl XII before a sellout crowd of 76,400 fans at the Louisiana Superdome and 90 million television viewers, the largest audience ever to watch a sporting event at the time.

Dallas converted two interceptions by safety Randy Hughes and cornerback Aaron Kyle into 10 points in the first quarter. Efen Herrera added a 43-yard field goal in the second quarter to give the Cowboys a 13-0 halftime advantage.

The Denver offense struggled through the first two quarters. Playing in their first-ever Super Bowl, the Broncos ended the opening half with five giveaways (3 fumbles, 2 interceptions) on their final five possessions.

The Broncos came back momentarily to start the third quarter when Craig Morton engineered a drive to the Cowboys' 30-yard line, where Jim Turner booted a 47-yard field goal to make the score 13-3. After an exchange of punts, Dallas wide receiver Butch Johnson made a spectacular diving catch in the end zone to complete a 45-yard pass from Roger Staubach and put the Cowboys ahead 20-3 at 8:01 of the third quarter.

On the ensuing kickoff, the momentum swung back to the Broncos when Rick Upchurch returned the kick 67 yards to the Dallas 26. Norris Weese relieved Morton at quarterback on the second play of the series with Morton, who was intercepted only eight times during the regular season, having thrown a Super Bowl-record four interceptions in the contest. Weese provided a spark, guiding the Broncos to a touchdown (1-yard run by Rob Lytle) that cut the Dallas lead to 20-10 with 5:39 left in the third.

But Dallas clinched the victory when running back Robert Newhouse threw a 29-yard touchdown pass to Golden Richards on an option play at 7:56 of the fourth quarter.

The Cowboys' offense totaled 325 yards while their defense limited the Broncos to 156 yards for an average of 2.7 yards per play. Dallas also won the time-of-possession battle by posting a 38:34-to-21:26 advantage.

Staubach completed 17-of-25 (68.0%) passes for 183 yards with one touchdown for a 102.6 passer rating. Defensive end Harvey Martin and defensive tackle Randy White, who were named co-MVPs, led a Cowboys defense that posted eight takeaways (4 fumbles, 4 interceptions) for the game.

OFFICIALS:

Referee — Jim Tunney (32); **Umpire** — Joe Connell (57); **Line Judge** — Art Holst (33); **Head Linesman** — Tony Veteri (36); **Back Judge** — Ray Douglas (5); **Field Judge** — Bob Wortman (84).

DENVER BRONCOS

OFFENSE

WR 82 J. Dolbin
LT 74 A. Maurer
LG 62 T. Glassic
C 52 M. Montler
RG 60 P. Howard
RT 71 C. Minor
TE 88 R. Odoms
WR 25 H. Moses
QB 7 C. Morton
RB 24 O. Armstrong
RB 32 J. Keyworth

DEFENSE

LE 79 B. Chavous
NT 68 R. Carter
RE 77 L. Alzado
LOLB 51 B. Swenson
LILB 59 J. Rizzo
RILB 53 R. Gradishar
ROLB 57 T. Jackson
LCB 20 L. Wright
RCB 43 S. Foley
SS 36 B. Thompson
FS 29 B. Jackson

BRONCOS SUBSTITUTIONS: P 10 B. Diltz, QB 14 N. Weese, K 15 J. Turner, DB 21 R. Polt, RB 30 J. Jensen, RB 35 L. Perrin, DB 40 R. Rich, RB 41 R. Lytle, C 50 B. Maples, LB 55 G. Turk, LB 56 L. Evans, LB 58 R. Nairne, DE 63 J. Grant, G 65 G. Hyde, DE 66 B. Manor, DT 70 P. Smith, T 73 H. Allison, WR 80 R. Upchurch, TE 85 R. Egloff, WR 86 J. Schultz. **DID NOT PLAY:** QB 12 C. Penrose. **INACTIVE:** DB 26 L. Riley, G 67 S. Schindler.

DALLAS COWBOYS

OFFENSE

WR 86 B. Johnson
LT 73 R. Neely
LG 68 H. Scott
C 62 J. Fitzgerald
RG 64 T. Rafferty
RT 67 P. Donovan
TE 89 B. DuPree
WR 88 D. Pearson
QB 12 R. Staubach
RB 33 T. Dorsett
RB 44 R. Newhouse

DEFENSE

LE 72 E. Jones
LT 75 J. Pugh
RT 54 R. White
RE 79 H. Martin
LLB 56 T. Henderson
MLB 53 B. Breunig
RLB 50 D.D. Lewis
LCB 31 B. Barnes
RCB 25 A. Kyle
SS 41 C. Waters
FS 43 C. Harris

COWBOYS SUBSTITUTIONS: K 1 E. Herrera, QB/P 11 D. White, DB 20 M. Renfro, RB 21 D. Dennison, RB 26 P. Pearson, RB 35 S. Laidlaw, RB 36 L. Brinson, S 42 R. Hughes, CB 46 M. Washington, LB 57 B. Huther, LB 58 M. Hegman, LB 59 G. Brown, OL 61 J. Cooper, DL 63 L. Cole, DE 65 D. Stalls, G 66 B. Lawless, T 70 R. Wright, T 71 A. Frederick, DL 77 B. Gregory, WR 80 T. Hill, WR 83 G. Richards. **INACTIVE:** QB 18 G. Careno, TE 87 J. Saldi.

		1	2	3	4	OT	TOTAL	FIELD GOALS (made () & missed)			
VISITOR	Dallas Cowboys	10	3	7	7	—	27	E. Herrera	(35)	(43)	43WL 32WR 44WL
HOME	Denver Broncos	0	0	10	0	—	10	J. Turner	(47)		

Team	Qtr	Clock Time	PLAY DESCRIPTION (Extra Point) (Drive Info)	SCORE Visitor	Home
COWBOYS	1	10:31	T. Dorsett 3 yd. run (E. Herrera, kick) (5-25, 2:40)	7	0
COWBOYS	1	13:29	E. Herrera 35 yd. Field Goal (6-17, 1:56)	10	0
COWBOYS	2	3:44	E. Herrera 43 yd. Field Goal (8-32, 3:31)	13	0
BRONCOS	3	2:28	J. Turner 47 yd. Field Goal (9-35, 2:28)	13	3
COWBOYS	3	8:01	B. Johnson 45 yd. pass from R. Staubach (E. Herrera, kick) (6-58, 2:29)	20	3
BRONCOS	3	9:21	R. Lytle 1 yd. run (J. Turner, kick) (5-26, 1:20)	20	10
COWBOYS	4	7:56	G. Richards 29 yd. pass from R. Newhouse (E. Herrera, kick) (1-29, 0:07)	27	10

Denver Broncos

PASSING	ATT	CMP	YDS	YD/ TD	TD	LG	IN	Rtg.	PASSING	ATT	CMP	YDS	YD/ TD	TD	LG	IN	Rtg.
R. Staubach	25	17	183	5/35	1	45	0	102.6	C. Morton	15	4	39	2/20	0	21	4	0.0
D. White	2	1	5	0/0	0	5	0	56.3	N. Weese	10	4	22	2/6	0	9	4	47.9
R. Newhouse	1	1	29	0/0	1	29	0	158.3									
TOTAL	28	19	217	5/35	2	45	0	114.7	TOTAL	25	8	61	4/26	0	21	4	1.7

INTERCEPTIONS	NO	YDS	AVG	LG	TD	INTERCEPTIONS	NO	YDS	AVG	LG	TD
M. Washington	1	27	27.0	27	0						
A. Kyle	1	19	19.0	19	0						
B. Barnes	1	0	0.0	0	0						
R. Hughes	1	0	0.0	0	0						
TOTAL	4	46	11.5	27	0	TOTAL	0	0	0.0	—	0

PUNT RETURNS	NO	YDS	AVG	FC	LG	TD	PUNT RETURNS	NO	YDS	AVG	FC	LG	TD
T. Hill	1	0	0.0	1	0	0	R. Upchurch	3	22	7.3	0	8	0
							J. Schultz	1	0	0.0	0	0	0
RETURNS	1	0	0.0	1	0	0	RETURNS	4	22	5.5	0	8	0

KICKOFF RETURNS	NO	YDS	AVG	FC	LG	TD	KICKOFF RETURNS	NO	YDS	AVG	FC	LG	TD
B. Johnson	2	29	14.5	0	15	0	R. Upchurch	3	94	31.3	0	67	0
L. Brinson	1	22	22.0	0	22	0	J. Schultz	2	62	31.0	0	37	0
							J. Jensen	1	17	17.0	0	17	0
RETURNS	3	51	17.0	0	22	0	RETURNS	6	173	28.8	0	67	0

Dallas Cowboys										Denver Broncos											
Fumbles	Fum	Lost	Own Rec.	Yds	TD	FF	Opp. Rec.	Yds	TD	Out Bnds	FUMBLES	Fum	Lost	Own Rec.	Yds	TD	FF	Opp. Rec.	Yds	TD	Out Bnds
B. Johnson	2	0	2	0	0	0	0	0	0	0	J. Schultz	1	1	0	0	0	0	0	0	0	0
T. Hill	1	1	1	0	0	0	0	0	0	0	J. Dolbin	0	0	0	0	0	0	0	0	0	0
T. Dorsett	1	1	0	0	0	0	0	0	0	0	R. Odoms	1	1	0	0	0	0	0	0	0	0
B. DuPre	1	1	0	0	0	0	0	0	0	0	N. Weese	1	1	0	0	0	0	0	0	0	0
R. Staubach	1	0	0	0	0	0	0	0	0	0	T. Jackson	0	0	0	0	0	0	1	1	0	0
J. Fitzgerald	0	0	1	0	0	0	0	0	0	0	R. Carter	0	0	0	0	0	0	1	1	0	0
B. Huther (1-0), R. Hughes (2-21) and A. Kyle (1-0) had opponent recoveries																					
TOTAL	6	2	4	0	0	0	4	4	0	0	TOTAL	4	4	0	0	0	0	2	2	0	0

COWBOYS BRONCOS

TOTAL FIRST DOWNS	17	11	PUNTS Number and Average	5-42	4-38
By Rushing	8	8	Had Blocked	0	0
By Passing	8	1	FGs – PATs Had Blocked	0-0	0-0
By Penalty	1	2	TOTAL RETURN YARDAGE (Not Including Kickoffs)	97	195
THIRD DOWN EFFICIENCY	6-171-35%	3-14-21%	No. and Yards Put Returns	1-0	4-22
FOURTH DOWN EFFICIENCY	1-1-100%	3-4-75%	No. and Yards Kickoff Returns	3-51	6-173
TOTAL NET YARDS	325	156	No. and Yards Interceptions Returns	4-46	0-0
Total Offensive Plays (inc. times thrown passing)	71	58	PENALTIES Number and Yards	12-94	8-60
Average gain per offensive play	4.6	2.7	FUMBLES Number and Lost	6-2	4-4
NET YARDS RUSHING	143	121	TOUCHDOWNS	3	1
Total Rushing Plays	38	29	Rushing	1	1
Average gain per rushing play	3.8	4.2	Passing	2	0
NET YARDS PASSING	182	35	Returns	0	0
Times thrown – yards lost attempting to pass	5-35	4-26	EXTRA POINTS Made-Attempts	3-3	1-1
Gross yards passing	217	61	FIELD GOALS Made-Attempts	2-3	1-1
PASS ATTEMPTS-COMPLETIONS-HAD INTERCEPTED	28-0-0	25-8-4	SAFETIES	0	0
Average gain per pass play (inc. # thrown passing)	6.6	2.1	FINAL SCORE	27	10
			TIME OF POSSESSION	38:34	21:26

(based on unofficial press box statistics)

PLAYER	UT	A	TT	S-YDS	I-YDS	PD	FF	FR	PLAYER	UT	A	TT	S-YDS	I-YDS	PD	FF	FR
J. Rizzo	6	3	9	0-0	0-0	1	0	0	P. Smith	2	1	3	0-0	0-0	0	0	0
R. Carter	6	2	8	2-10	0-0	0	0	1	B. Chavous	2	0	2	0-0	0-0	0	0	0
R. Gradishar	5	3	8	0-0	0-0	1	0	0	J. Grant	2	0	2	0-0	0-0	0	0	0
B. Jackson	7	7	1	-9	0	0	1	0	S. Foley	1	1	2	0-0	0-0	0	0	0
L. Alzado	6	1	7	2-16	0-0	0	0	0	R. Polt	1	1	2	0-0	0-0	0	0	0
T. Johnson	5	2	7	0-0	0-0	1	0	0	R. Rich	1	1	2	0-0	0-0	0	0	0
B. Swenson	4	2	6	0-0	0-0	1	0	0	B. Manor	1	0	1	0-0	0-0	0	0	0
B. Thompson	3	2	5	0-0	0-0	0	0	0	R. Nairne	3	1	7	0-0	0-0	0	0	0
L. Wright	3	2	5	0-0	0-0	2	0	0	TEAM TOTALS	56	21	77	5-35	0-0	9	0	2



Denver 20, Oakland 17

Sunday, Jan. 1, 1978 • 12 p.m. MST • Mile High Stadium • Denver

WEATHER: Mostly Sunny, 18°, Wind NE 3 mph • ATTENDANCE: 74,982 • TIME: 2:55

1977 AFC Championship Game

Denver quarterback Craig Morton threw two touchdown passes to wide receiver Haven Moses that helped the Broncos defeat the defending Super Bowl champion Oakland Raiders 20-17 in the AFC Championship Game in front of 74,982 fans at Mile High Stadium.

Morton completed 10-of-20 (50.0%) passes for 224 yards with two touchdowns and one interception, guiding the Broncos to their first-ever Super Bowl berth. The win was the Broncos' second against the Raiders in three meetings with the club during the 1977 season.

The Raiders scored on their initial possession when Errol Mann kicked a 20-yard field goal to end an 18-play, 54-yard drive 10:34 into the first quarter. Morton connected with Moses for the Broncos' first touchdown two plays later on a 74-yard scoring pass, giving Denver a 7-3 advantage. Despite several Raiders comeback attempts, the Broncos did not surrender the lead for the remainder of the game.

Denver took advantage of two costly Oakland turnovers to increase its lead in the second half. Defensive end Brisson Manor recovered running back Clarence Davis' fumble at the Oakland 17, and running back Jon Keyworth scored from the 1-yard line to increase the Broncos' lead to 14-3 at 6:23 of the third quarter.

Oakland quarterback Ken Stabler found tight end Dave Casper for the first of two scoring passes, a 7-yarder, to narrow the Denver lead to 14-10 with 39 seconds elapsed in the final period. On Oakland's next possession, linebacker Bob Swenson intercepted a Stabler pass to put the Broncos in position for another score. Morton then threw a 12-yard touchdown pass to Moses for the Broncos' final score at 7:17 of the period, giving the club a 20-10 advantage.

Oakland finished the scoring on its next series when Stabler threw a 17-yard touchdown pass to Casper with less than four minutes to play. Denver controlled the ball for the final 3:08 and gave Red Miller the AFC title in his first year as head coach.

Moses, a 10-year veteran, led all players with 168 yards on five catches (33.6 avg.) with two touchdowns. On the ground, Denver ran 37 times and used a balanced attack to gain 91 yards with Lonnie Perrin leading the way (11 carries, 42 yards).

The Denver defense, which was No. 1 in the NFL against the run during the regular season, held the Raiders to 94 rushing yards (2.6 avg.) and limited Oakland to just 204 passing yards while adding one interception and one sack.

OFFICIALS:

Referee — Chuck Heberling (46); Umpire — Ralph Morcroft (15); Line Judge — Bruce Alford (24); Head Linesman — Ed Marion (26); Back Judge — Stan Javie (29); Field Judge — Arman Terzian (23).

DENVER BRONCOS

OFFENSE

WR 82 J. Dolbin
LT 74 A. Maurer
LG 62 T. Glassic
C 52 M. Montler
RG 60 P. Howard
RT 71 C. Minor
TE 88 R. Odoms
WR 25 H. Moses
QB 7 C. Morton
RB 41 R. Lytle
RB 32 J. Keyworth

DEFENSE

DE 79 B. Chavous
NT 68 R. Carter
DE 77 L. Alzado
LB 53 R. Gradishar
LB 51 B. Swenson
LB 57 T. Jackson
LB 59 J. Rizzo
LCB 20 L. Wright
RCB 43 S. Foley
S 36 B. Thompson
S 29 B. Jackson

BRONCOS SUBSTITUTIONS: P 10 B. Dilts, QB 14 N. Weese, K 15 J. Turner, DB 21 R. Polt, RB 24 O. Armstrong, RB 30 J. Jensen, RB 35 L. Perrin, DB 40 R. Rich, RB 41 R. Lytle, C 50 B. Maples, LB 55 G. Turk, LB 56 L. Evans, LB 58 R. Nairne, DE 63 J. Grant, G 65 G. Hyde, DE 66 B. Manor, G 67 S. Schindler, DT 70 P. Smith, WR 80 R. Upchurch, TE 85 R. Egloff, WR 86 J. Schultz. **DID NOT PLAY:** QB 12 C. Penrose. **INACTIVE:** DB 26 L. Riley, T 73 H. Allison.

OAKLAND RAIDERS

OFFENSE

WR 21 C. Branch
LT 78 A. Shell
LG 63 G. Upshaw
C 50 D. Dalby
RG 64 G. Buehler
RT 70 H. Lawrence
TE 87 D. Casper
WR 25 F. Biletnikoff
QB 12 K. Stabler
RB 28 C. Davis
RB 30 M. van Eeghen

DEFENSE

LE 72 J. Matuszak
ME 74 D. Rowe
RE 60 O. Sistrunk
LB 52 F. Rice
LB 58 M. Johnson
LB 59 W. Hall
LB 83 T. Hendricks
CB 37 L. Hayes
CB 24 W. Brown
S 26 S. Thomas
S 32 J. Tatum

RAIDERS SUBSTITUTIONS: P 1 R. Guy, QB 11 D. Humm, K 14 E. Mann, DB 20 N. Colzie, DB 22 J. Warren, RB 29 H. Ginn, RB 31 C. Garrett, RB 35 T. Robiskie, RB 40 P. Banaszak, DB 42 S. Jackson, TE 46 W. Bankston, WR 49 Siani, LB 52 F. Rice, LB 56 J. Barnes, LB 57 R. McClanahan, G 65 M. Marvin, C 66 S. Sylvester, DE 67 P. Toomay, DT 76 M. McCoy, WR 81 M. Bradshaw. **DID NOT PLAY:** QB 15 M. Rae, G 75 Vella. **INACTIVE:** LB 53 R. Martin, TE 88 T. Kwalick.

		1	2	3	4	OT	TOTAL	FIELD GOALS (made () & missed)			
VISITOR	Oakland Raiders	3	0	0	14	—	17	E. Mann	(20)	19HU	
HOME	Denver Broncos	7	0	7	6	—	20	J. Turner	40WL	21 WR	44WL


Team	Qtr	Clock Time	PLAY DESCRIPTION (Extra Point) (Drive Info)	SCORE Visitor	Home
RAIDERS	1	10:34	E. Mann 20 yd. Field Goal (18-54, 7:44)	3	0
BRONCOS	1	11:01	H. Moses 74 yd. pass from C. Morton (J. Turner, kick) (2-69, 0:27)	3	7
BRONCOS	3	6:23	J. Keyworth 1 yd. run (J. Turner, kick) (4-17, 1:48)	3	14
RAIDERS	4	0:39	D. Casper 7 yd. pass from K. Stabler (E. Mann, kick) (6-48, 2:25)	10	14
BRONCOS	4	7:17	H. Moses 12 yd. pass from C. Morton (pass failed) (3-17, 1:29)	10	20
RAIDERS	4	11:44	D. Casper 17 yd. pass from K. Stabler (E. Mann, kick) (8-74, 4:17)	17	20

FINAL INDIVIDUAL STATISTICS

Oakland Raiders										Denver Broncos										
RUSHING	ATT	YDS	AVG	LG	TD					RUSHING	ATT	YDS	AVG	LG	TD					
M. van Eeghen	20	71	3.6	13	0					L. Perrin	11	42	3.8	10	0					
P. Banaszak	7	22	3.1	9	0					R. Lytle	7	26	3.7	8	0					
C. Davis	9	1	0.1	6	0					J. Keyworth	8	19	2.4	7	1					
										O. Armstrong	7	16	2.3	8	0					
										J. Jensen	1	2	2.0	2	0					
										C. Morton	2	-4	-2.0	-2	0					
										H. Moses	1	-10	-10.0	-10	0					
TOTAL	36	94	2.6	13	0					TOTAL	37	91	2.5	10	1					
PASSING	ATT	CMP	YDS	TKD/	YD	TD	LG	IN	Rtg.	PASSING	ATT	CMP	YDS	TKD/	YD	TD	LG	IN	Rtg.	
K. Stabler	35	17	215	1/11	2	26	1		75.3	C. Morton	20	10	224	1/7	2	74	1		102.9	
TOTAL	35	17	215	1/11	2	26	1		75.3	TOTAL	20	10	224	1/7	2	74	1		102.9	
PASS RECEIVING	NO	YDS	AVG	LG	TD						PASS RECEIVING	NO	YDS	AVG	LG	TD				
D. Casper	5	71	14.2	26	2						H. Moses	5	168	33.6	74	2				
F. Biletnikoff	4	38	9.5	15	0						L. Perrin	2	20	10.0	16	0				
C. Branch	3	59	19.7	24	0						J. Jensen	1	20	20.0	20	0				
M. van Eeghen	2	8	4.0	5	0						R. Odoms	1	13	13.0	13	0				
M. Bradshaw	1	25	25.0	25	0						J. Keyworth	1	3	3.0	3	0				
M. Siani	1	12	12.0	12	0															
P. Banaszak	1	2	2.0	2	0															
TOTAL	17	215	12.6	26	2						TOTAL	10	224	22.4	74	2				
INTERCEPTIONS	NO	YDS	AVG	LG	TD						INTERCEPTIONS	NO	YDS	AVG	LG	TD				
F. Rice	1	11	11.0	11	0						B. Swenson	1	14	14.0	14	0				
TOTAL	1	11	11.0	11	0						TOTAL	1	14	14.0	14	0				
PUNTING	NO	YDS	AVG	NET	TB	IN20	LG			PUNTING	NO	YDS	AVG	NET	TB	IN20	LG			
R. Guy	5	180	36.0	25.6	2	0	44			B. Dilts	4	163	40.8	39.5	0	1	55			
TOTAL	5	180	36.0	25.6	2	0	44			TOTAL	4	163	40.8	39.5	0	1	55			
PUNT RETURNS	NO	YDS	AVG	FC	LG	TD				PUNT RETURNS	NO	YDS	AVG	FC	LG	TD				
C. Garrett	2	5	2.5	0	5	0				R. Upchurch	2	12	6.0	0	9	0				
RETURNS	2	5	2.5	0	5	0				RETURNS	2	12	6.0	0	9	0				
KICKOFF RETURNS	NO	YDS	AVG	FC	LG	TD				KICKOFF RETURNS	NO	YDS	AVG	FC	LG	TD				
C. Garrett	3	111	37.0	0	62	0				R. Upchurch	2	33	16.5	0	18	0				
C. Davis	1	25	25.0	0	25	0				J. Schultz	1	20	20.0	0	20	0				
										R. Lytle	1	14	14.0	0	14	0				
RETURNS	4	136	34.0	0	62	0				RETURNS	4	67	16.8	0	20	0				
Oakland Raiders	Own				Opp.		Out		Denver Broncos	Own				Opp.		Out				
FUMBLES	Fum	Lost	Rec.	Yds	TD	FF	Rec.	Yds	TD	Fum	Lost	Rec.	Yds	TD	FF	Rec.	Yds	TD		
C. Davis	1	1	0	0	0	0	0	0	0	B. Manor	0	0	0	0	0	1	0	0		
C. Garrett	1	1	0	0	0	0	0	0	0	L. Evans	0	0	0	0	0	1	0	0		
TOTAL	2	2	0	0	0	0	0	0	0	TOTAL	0	0	0	0	0	2	0	0		

FINAL TEAM STATISTICS

	RAIDERS		BRONCOS			RAIDERS		BRONCOS	
TOTAL FIRST DOWNS	20		16		PUNTS Number and Average	5-36		4-41	
By Rushing	6		6		Had Blocked	0		0	
By Passing	11		8		FGs – PATs Had Blocked	0-0		0-0	
By Penalty	3		2		TOTAL RETURN YARDAGE (Not Including Kickoffs)	152		93	
THIRD DOWN EFFICIENCY	7-16-44%		5-13-39%		No. and Yards Punt Returns	2-5		2-12	
FOURTH DOWN EFFICIENCY	1-1-100%		0-0-0%		No. and Yards Kickoff Returns	4-136		4-67	
TOTAL NET YARDS	298		308		No. and Yards Interception Returns	1-11		1-14	
Total Offensive Plays (inc. times thrown passing)	72		58		PENALTIES Number and Yards	2-6		8-46	
Average gain per offensive play	4.1		5.3		FUMBLES Number and Lost	2-2		0-0	
NET YARDS RUSHING	94		91		TOUCHDOWNS	2		3	
Total Rushing Plays	36		37		Rushing	0		1	
Average gain per rushing play	2.6		2.5		Passing	2		2	
NET YARDS PASSING	204		217		Returns	0		0	
Times thrown – yards lost attempting to pass	1-11		1-7		EXTRA POINTS Made-Attempts	2-2		2-3	
Gross yards passing	215		224		FIELD GOALS Made-Attempts	1-2		0-3	
PASS ATTEMPTS-COMPLETIONS-HAD INTERCEPTED	35-17-1		20-10-1		SAFETIES	0		0	
Average gain per pass play (inc. # thrown passing)	5.7		10.3		FINAL SCORE	17		20	
					TIME OF POSSESSION	32:59		27:01	



Denver 34, Pittsburgh 21

Sunday, Dec. 24, 1977 • 2 p.m. MST • Mile High Stadium • Denver

WEATHER: Sunny, 43°, Wind E 9 mph • ATTENDANCE: 75,011 • TIME: 3:15

1977 AFC Divisional Playoff Game

After ties at 7, 14 and 21, Jim Turner kicked a 44-yard field goal in the fourth quarter that put Denver ahead to stay as the Broncos beat the Pittsburgh Steelers 34-21 in an AFC Divisional Playoff Game in front of 75,011 fans at Mile High Stadium.

Denver, in its first-ever playoff game, took a 7-0 lead when running back Rob Lytle broke through the Steelers' defense to score on a 7-yard run midway through the first quarter. The score came four plays after a Steelers punt was blocked by John Schultz and recovered at Pittsburgh's 17-yard line.

Pittsburgh pulled even in the second quarter when quarterback Terry Bradshaw scampered in for a 1-yard score. Later in the period, linebacker Tom Jackson recovered a fumble at Pittsburgh's 10-yard line that set up a 10-yard touchdown run by Otis Armstrong on the next play to give Denver a 14-7 lead. The teams entered halftime tied at 14 after Franco Harris scored on a 1-yard touchdown run late in the second quarter.

The Broncos regained the lead, 21-14, when Riley Odums hauled in a 30-yard pass from Craig Morton for a third-quarter touchdown. Pittsburgh answered early in the fourth quarter with a 1-yard touchdown pass from Bradshaw to Larry Brown.

Midway through the final quarter, Denver went on top to stay on the strength of a 44-yard field goal by Turner. On their next drive, the Broncos opened up a 6-point lead when Turner hit a 25-yard field goal with just less than six minutes left in the game. Denver then put the contest out of reach when Morton tossed his second touchdown of the game on a strike to Jack Dolbin from 34 yards out. The score was set up after Jackson intercepted his second pass of the game, giving the Broncos the ball on Pittsburgh's 33-yard line.

Morton finished the game completing 11-of-23 passes for 164 yards with two touchdowns as the Broncos racked up 258 yards of offense against one of the NFL's top defenses. Odums led all players with five receptions for 43 yards, and Moses chipped in 45 receiving yards on two catches.

Denver's "Orange Crush" defense kept the Steelers off balance all game, holding Bradshaw to just 177 passing yards on 19-of-37 attempts and intercepting him three times. Jackson posted three takeaways (2 interceptions, 1 fumble) while Broncos safety Billy Thompson registered a team-high 13 tackles, including 10 solo stops, to help the club earn the first postseason win in franchise history.

OFFICIALS:

Referee — Gene Barth (14); Umpire — Paul Trepinski (22); Line Judge — Royal Cathcart (16); Head Linesman — Frank Glover (85); Back Judge — Bob Rice (80); Field Judge — Ed Merrifield (76).

DENVER BRONCOS

OFFENSE

WR 25 H. Moses
LT 74 A. Maurer
LG 62 T. Glassic
C 52 M. Montler
RG 60 P. Howard
RT 71 C. Minor
TE 88 R. Odums
WR 82 J. Dolbin
QB 7 C. Morton
RB 41 R. Lytle
RB 32 J. Keyworth

DEFENSE

LE 79 B. Chavous
NT 68 R. Carter
RE 77 L. Alzado
LB 51 B. Swenson
LB 53 R. Gradishar
LB 57 T. Jackson
LB 59 J. Rizzo
LCB 20 L. Wright
RCB 43 S. Foley
S 36 B. Thompson
S 29 B. Jackson

BRONCOS SUBSTITUTIONS: P 10 B. Dilts, QB 14 N. Weese, K 15 J. Turner, DB 21 R. Polti, RB 24 O. Armstrong, RB 30 J. Jensen, DB 40 R. Rich, RB 41 R. Lytle, C 50 B. Maples, LB 55 G. Turk, LB 56 L. Evans, LB 58 R. Nairne, DE 63 J. Grant, G 65 G. Hyde, DE 66 B. Manor, G 67 S. Schindler, DT 70 P. Smith, WR 80 R. Upchurch, TE 85 R. Egloff, WR 86 J. Schultz. **DID NOT PLAY:** QB 12 C. Penrose, RB 35 L. Perrin. **INACTIVE:** DB 26 L. Riley, T 73 H. Allison.

PITTSBURGH STEELERS

OFFENSE

WR 82 J. Stallworth
LT 57 S. Davis
LG 55 J. Kolb
C 52 M. Webster
RG 50 J. Clack
RT 74 R. Pinney
TE 79 L. Brown
WR 88 L. Swann
QB 12 T. Bradshaw
RB 20 R. Bleier
RB 32 F. Harris

DEFENSE

LE 64 S. Furness
LT 75 J. Greene
RT 63 E. Holmes
RE 78 D. White
LB 59 J. Ham
LB 56 J. Lambert
LB 51 L. Toews
CB 24 J.T. Thomas
CB 45 J. Allen
S 31 D. Shell
S 27 G. Edwards

STEELERS SUBSTITUTIONS: K 10 R. Gerela, QB 16 N. Graff, P 17 R. Engles, DB 21 T. Dungy, RB 28 A. Maxson, DB 29 B. Sexton, RB 38 S. Thornton, RB 46 R. Harrison, LB 53 D. Winston, LB 54 D. LaCrosse, LB 56 R. Cole, LB 60 B. Cousino, T 66 T. Peterson, DE 68 L. Greenwood, G 72 G. Mullins, T 74 R. Pinney, TE 84 R. Grossman, WR 85 E. Pough, WR 86 J. Smith, TE 89 B. Cunningham. **DID NOT PLAY:** WR 43 F. Lewis, CB 47 M. Blount. **INACTIVE:** QB 18 C. Stoudt, RB 36 J. Deloplane.

		1	2	3	4	OT	TOTAL	FIELD GOALS (made () & missed)
VISITOR	Pittsburgh Steelers	0	14	0	7	—	21	
HOME	Denver Broncos	7	7	7	13	—	34	J. Turner (44) (25)

Team	Qtr	Clock Time	PLAY DESCRIPTION (Extra Point) (Drive Info)	SCORE Visitor	Home
BRONCOS	1	8:47	R. Lytle 7 yd. run (J. Turner, kick) (4-17, 1:56)	0	7
STEELERS	2	5:59	T. Bradshaw 1 yd. run (R. Gerela, kick) (11-56, 5:10)	7	7
BRONCOS	2	10:45	O. Armstrong 10 yd. run (J. Turner, kick) (1-10, 0:04)	7	14
STEELERS	2	13:19	F. Harris 1 yd. run (R. Gerela, kick) (9-65, 2:35)	14	14
BRONCOS	3	13:36	R. Odums 30 yd. pass from C. Morton (J. Turner, kick) (4-41, 1:01)	14	21
STEELERS	4	4:05	L. Brown 1 yd. pass from T. Bradshaw (R. Gerela, kick) (4-61, 1:42)	21	21
BRONCOS	4	7:43	J. Turner 44 yd. Field Goal (7-39, 3:29)	21	24
BRONCOS	4	9:50	J. Turner 25 yd. Field Goal (4-2, 1:36)	21	27
BRONCOS	4	13:16	J. Dolbin 34 yd. pass from C. Morton (J. Turner, kick) (2-33, 0:13)	21	34

FINAL INDIVIDUAL STATISTICS

Pittsburgh Steelers												Denver Broncos																		
RUSHING	ATT	YDS	AVG	LG	TD	RUSHING	ATT	YDS	AVG	LG	TD	RUSHING	ATT	YDS	AVG	LG	TD	RUSHING	ATT	YDS	AVG	LG	TD							
F. Harris	28	92	3.3	20	1	O. Armstrong	11	44	4.0	29	1	F. Harris	28	92	3.3	20	1	O. Armstrong	11	44	4.0	29	1							
T. Bradshaw	4	21	5.3	11	1	R. Lytle	12	26	2.2	7	1	T. Bradshaw	4	21	5.3	11	1	R. Lytle	12	26	2.2	7	1							
R. Bleier	7	14	2.0	5	0	J. Keyworth	5	20	4.4	6	0	R. Bleier	7	14	2.0	5	0	J. Keyworth	5	20	4.4	6	0							
						J. Jensen	4	13	3.3	5	0							J. Jensen	4	13	3.3	5	0							
						C. Morton	5	0	0.0	6	0							C. Morton	5	0	0.0	6	0							
TOTAL	39	127	3.3	20	2	TOTAL	37	103	2.8	29	2	TOTAL	39	127	3.3	20	2	TOTAL	37	103	2.8	29	2							
PASSING	ATT	CMP	YDS	TD	LG	IN	Rtg.	PASSING	ATT	CMP	YDS	TD	LG	IN	Rtg.	PASSING	ATT	CMP	YDS	TD	LG	IN	Rtg.							
T. Bradshaw	37	19	177	0/0	1	48	3	40.0	C. Morton	23	11	164	1/9	2	34	0	100.6	T. Bradshaw	37	19	177	0/0	1	48	3	40.0				
TOTAL	37	19	177	0/0	1	48	3	40.0	TOTAL	23	11	164	1/9	2	34	0	100.6	TOTAL	37	19	177	0/0	1	48	3	40.0				
PASS RECEIVING	NO	YDS	AVG	LG	TD	PASS RECEIVING	NO	YDS	AVG	LG	TD	PASS RECEIVING	NO	YDS	AVG	LG	TD	PASS RECEIVING	NO	YDS	AVG	LG	TD							
J. Stallworth	4	80	20.0	48	0	R. Odoms	5	43	8.6	30	1	J. Stallworth	4	80	20.0	48	0	R. Odoms	5	43	8.6	30	1							
F. Harris	4	20	5.0	12	0	H. Moses	2	45	22.5	27	0	F. Harris	4	20	5.0	12	0	H. Moses	2	45	22.5	27	0							
B. Cunningham	3	42	14.0	19	0	J. Jensen	2	33	16.5	29	0	B. Cunningham	3	42	14.0	19	0	J. Jensen	2	33	16.5	29	0							
A. Maxson	3	11	3.7	10	0	J. Dolbin	1	34	34.0	34	1	A. Maxson	3	11	3.7	10	0	J. Dolbin	1	34	34.0	34	1							
R. Bleier	2	10	5.0	7	0	O. Armstrong	1	9	9.0	9	0	R. Bleier	2	10	5.0	7	0	O. Armstrong	1	9	9.0	9	0							
R. Grossman	1	7	7.0	7	0							R. Grossman	1	7	7.0	7	0													
L. Swann	1	6	6.0	6	0							L. Swann	1	6	6.0	6	0													
L. Brown	1	1	1.0	1	1							L. Brown	1	1	1.0	1	1													
TOTAL	19	177	9.3	48	1	TOTAL	11	164	14.9	34	2	TOTAL	19	177	9.3	48	1	TOTAL	11	164	14.9	34	2							
INTERCEPTIONS	NO	YDS	AVG	LG	TD	INTERCEPTIONS	NO	YDS	AVG	LG	TD	INTERCEPTIONS	NO	YDS	AVG	LG	TD	INTERCEPTIONS	NO	YDS	AVG	LG	TD							
						T. Jackson	2	49	24.5	32	0							T. Jackson	2	49	24.5	32	0							
						B. Jackson	1	15	15.0	15	0							B. Jackson	1	15	15.0	15	0							
TOTAL	0	0	0.0	—	0	TOTAL	3	64	21.3	32	0	TOTAL	0	0	0.0	—	0	TOTAL	3	64	21.3	32	0							
PUNTING	NO	YDS	AVG	NET	TB	IN20	LG	PUNTING	NO	YDS	AVG	NET	TB	IN20	LG	PUNTING	NO	YDS	AVG	NET	TB	IN20	LG							
R. Engles	5	204	40.8	38.4	0	0	55	B. Dilts	5	188	37.6	31.4	0	1	41		R. Engles	5	204	40.8	38.4	0	0	55						
TOTAL	5	204	40.8	38.4	0	0	55	TOTAL	5	188	37.6	31.4	0	1	41		TOTAL	5	204	40.8	38.4	0	0	55						
PUNT RETURNS	NO	YDS	AVG	FC	LG	TD	PUNT RETURNS	NO	YDS	AVG	FC	LG	TD	PUNT RETURNS	NO	YDS	AVG	FC	LG	TD	PUNT RETURNS	NO	YDS	AVG	FC	LG	TD			
J. Smith	4	31	7.8	1	17	0	B. Thompson	2	5	2.5	0	3	0	J. Smith	4	31	7.8	1	17	0	B. Thompson	2	5	2.5	0	3	0			
							J. Schultz	1	4	4.0	0	4	0									J. Schultz	1	4	4.0	0	4	0		
							R. Upchurch	1	3	3.0	1	3	0									R. Upchurch	1	3	3.0	1	3	0		
RETURNS	4	31	7.8	1	17	0	RETURNS	4	12	3.0	1	4	0	RETURNS	4	31	7.8	1	17	0	RETURNS	4	12	3.0	1	4	0			
KICKOFF RETURNS	NO	YDS	AVG	FC	LG	TD	KICKOFF RETURNS	NO	YDS	AVG	FC	LG	TD	KICKOFF RETURNS	NO	YDS	AVG	FC	LG	TD	KICKOFF RETURNS	NO	YDS	AVG	FC	LG	TD			
J. Smith	4	80	20.0	0	34	0	R. Upchurch	3	58	19.3	0	26	0	J. Smith	4	80	20.0	0	34	0	R. Upchurch	3	58	19.3	0	26	0			
A. Maxson	1	24	24.0	0	24	0	J. Schultz	1	27	27.0	0	27	0	A. Maxson	1	24	24.0	0	24	0	J. Schultz	1	27	27.0	0	27	0			
RETURNS	5	104	20.8	0	34	0	RETURNS	4	85	21.3	0	27	0	RETURNS	5	104	20.8	0	34	0	RETURNS	4	85	21.3	0	27	0			
Pittsburgh Steelers	Own	Yds	TD	Opp.	FF	Rec.	Yds	TD	Out	Denver Broncos	Own	Yds	TD	Opp.	FF	Rec.	Yds	TD	Out	Pittsburgh Steelers	Own	Yds	TD	Opp.	FF	Rec.	Yds	TD	Out	
FUMBLES	Fum	Lost	Rec.	Yds	TD	Fum	Lost	Rec.	Yds	TD	Fum	Lost	Rec.	Yds	TD	Fum	Lost	Rec.	Yds	TD	Fum	Lost	Rec.	Yds	TD	Fum	Lost	Rec.	Yds	TD
B. Cunningham	1	0	1	0	0	0	0	0	0	0	R. Gradišar	1	0	0	0	0	0	0	0	0	0	1	0	0	0	0	0	0	0	0
F. Harris	1	1	0	0	0	0	0	0	0	0	T. Jackson	0	0	1	25	0	0	0	0	0	0	0	0	0	0	0	0	0	0	
J. Greene	0	0	0	0	0	0	1	0	0	0	J. Keyworth	1	1	0	0	0	0	0	0	0	0	0	0	0	0	0	0	0	0	
											B. Thompson	1	0	0	0	0	0	0	0	0	0	0	0	0	0	0	0	0	0	
											S. Foley	0	0	1	0	0	0	0	0	0	0	0	0	0	0	0	0	0	0	
											L. Alzado	0	0	0	0	0	0	0	0	0	0	0	0	0	0	0	0	0	0	
TOTAL	2	1	1	0	0	0	1	0	0	0	TOTAL	3	1	2	25	0	1	1	5	0	TOTAL	2	1	1	0	0	0	1	0	0

FINAL TEAM STATISTICS

	STEELERS		BRONCOS			STEELERS		BRONCOS	
TOTAL FIRST DOWNS	18		15		PUNTS Number and Average	6-34		5-38	
By Rushing	10		5		Had Blocked	1		0	
By Passing	8		9		FGs – PATs Had Blocked	0-0		0-0	
By Penalty	0		1		TOTAL RETURN YARDAGE (Not Including Kickoffs)	135		161	
THIRD DOWN EFFICIENCY	11-22-50%		4-13-31%		No. and Yards Punt Returns	4-31		4-12	
FOURTH DOWN EFFICIENCY	1-2-50%		0-1-0%		No. and Yards Kickoff Returns	5-104		4-85	
TOTAL NET YARDS	304		258		No. and Yards Interception Returns	0-0		3-64	
Total Offensive Plays (inc. times thrown passing)	76		61		PENALTIES Number and Yards	10-67		3-20	
Average gain per offensive play	4.0		4.2		FUMBLES Number and Lost	2-1		3-1	
NET YARDS RUSHING	127		103		TOUCHDOWNS	3		4	
Total Rushing Plays	39		37		Rushing	2		2	
Average gain per rushing play	3.3		2.8		Passing	1		2	
NET YARDS PASSING	177		155		Returns	0		0	
Times thrown – yards lost attempting to pass	0-0		1-9		EXTRA POINTS Made-Attempts	3-3		4-4	
Gross yards passing	177		164		FIELD GOALS Made-Attempts	0-0		2-2	
PASS ATTEMPTS-COMPLETIONS-HAD INTERCEPTED	37-19-3		23-11-0		SAFETIES	0		0	
Average gain per pass play (inc. # thrown passing)	4.8		6.5		FINAL SCORE	21		34	
					TIME OF POSSESSION	34:26		25:34	

INDIVIDUAL & TEAM RECORDS



YEAR-BY-YEAR HEAD COACHES/RECORDS

Season	Coach	W	L	T	Pct.
1960	Frank Filchok	4	9	1	
1961	Frank Filchok	3	11	0	
	Filchok's totals	7	20	1	.268
1962	Jack Faulkner	7	7	0	
1963	Jack Faulkner	2	11	1	
1964	Jack Faulkner	0	4	0	
	Faulkner's totals	9	22	1	.297
1964	Mac Speedie	2	7	1	
1965	Mac Speedie	4	10	0	
1966	Mac Speedie	0	2	0	
	Speedie's totals	6	19	1	.250
1966	Ray Malavasi	4	8	0	
	Malavasi's totals	4	8	0	.333
1967	Lou Saban	3	11	0	
1968	Lou Saban	5	9	0	
1969	Lou Saban	5	8	1	
1970	Lou Saban	5	8	1	
1971	Lou Saban	2	6	1	
	Saban's totals	20	42	3	.331
1971	Jerry Smith	2	3	0	
	Smith's totals	2	3	0	.400
1972	John Ralston	5	9	0	
1973	John Ralston	7	5	2	
1974	John Ralston	7	6	1	
1975	John Ralston	6	8	0	
1976	John Ralston	9	5	0	
	Ralston's totals	34	33	3	.507
1977	Red Miller	12	2	0	
	Playoffs	2	1	0	
1978	Red Miller	10	6	0	
	Playoffs	0	1	0	
1979	Red Miller	10	6	0	
	Playoffs	0	1	0	
1980	Red Miller	8	8	0	
	Miller's regular season totals	40	22	0	.645
	Miller's overall totals	42	25	0	.627
1981	Dan Reeves	10	6	0	
1982	Dan Reeves	2	7	0	
1983	Dan Reeves	9	7	0	
	Playoffs	0	1	0	
1984	Dan Reeves	13	3	0	
	Playoffs	0	1	0	
1985	Dan Reeves	11	5	0	
1986	Dan Reeves	11	5	0	
	Playoffs	2	1	0	
1987	Dan Reeves	10	4	1	
	Playoffs	2	1	0	
1988	Dan Reeves	8	8	0	
1989	Dan Reeves	11	5	0	
	Playoffs	2	1	0	
1990	Dan Reeves	5	11	0	
1991	Dan Reeves	12	4	0	
	Playoffs	1	0	0	
1992	Dan Reeves	8	8	0	
	Reeves' regular season totals	110	73	1	.600
	Reeves' overall totals	117	79	1	.596
1993	Wade Phillips	9	7	0	
	Playoffs	0	1	0	
1994	Wade Phillips	7	9	0	
	Phillips' regular season totals	16	16	0	.500
	Phillips' overall totals	16	17	0	.485
1995	Mike Shanahan	8	8	0	
1996	Mike Shanahan	13	3	0	
	Playoffs	0	1	0	
1997	Mike Shanahan	12	4	0	
	Playoffs	4	0	0	
1998	Mike Shanahan	14	2	0	
	Playoffs	3	0	0	
1999	Mike Shanahan	6	10	0	
2000	Mike Shanahan	11	5	0	
	Playoffs	0	1	0	
2001	Mike Shanahan	8	8	0	
2002	Mike Shanahan	9	7	0	
2003	Mike Shanahan	10	6	0	
	Playoffs	0	1	0	
2004	Mike Shanahan	10	6	0	
	Playoffs	0	1	0	
2005	Mike Shanahan	13	3	0	
	Playoffs	1	1	0	
2006	Mike Shanahan	9	7	0	
2007	Mike Shanahan	7	9	0	
2008	Mike Shanahan	8	8	0	
	Shanahan's regular season totals	138	86	0	.616
	Shanahan's overall totals	146	91	0	.616
2009	Josh McDaniels	8	8	0	
2010	Josh McDaniels	3	9	0	
	McDaniels' totals	11	17	0	.393
2010	Eric Stutesville	1	3	0	
	Stutesville's totals	1	3	0	.250

Season	Coach	W	L	T	Pct.
2011	John Fox	8	8	0	
	Playoffs	1	1	0	
2012	John Fox	13	3	0	
	Playoffs	0	1	0	
2013	John Fox	13	3	0	
	Playoffs	2	1	0	
2014	John Fox	12	4	0	
	Playoffs	0	1	0	
	Fox's regular season totals	46	18	0	.719
	Fox's overall totals	49	22	0	.690
2015	Gary Kubiak	12	4	0	
	Playoffs	3	0	0	
2016	Gary Kubiak	9	7	0	
	Kubiak's regular season totals	21	11	0	.656
	Kubiak's overall totals	24	11	0	.686
2017	Vance Joseph	5	11	0	
	Joseph's regular season totals	5	11	0	.313
	Joseph's overall totals	5	11	0	.313

MOST OVERALL WINS

Coach	Years	W	L	T	Pct.
Mike Shanahan	1995-2008	146	91	0	.616
Dan Reeves	1981-92	117	79	1	.596
John Fox	2011-2014	49	22	0	.690
Red Miller	1977-80	42	25	0	.627
John Ralston	1972-76	34	33	3	.507
Gary Kubiak	2015-16	24	11	0	.686
Lou Saban	1967-71	20	42	3	.331
Wade Phillips	1993-94	16	17	0	.485
Josh McDaniels	2009-10	11	17	0	.393
Jack Faulkner	1962-64	9	22	1	.297

MOST REG. SEASON WINS

Coach	Years	W	L	T	Pct.
Mike Shanahan	1995-2008	138	86	0	.616
Dan Reeves	1981-92	110	73	1	.600
John Fox	2011-2014	46	18	0	.719
Red Miller	1977-80	40	22	0	.645
John Ralston	1972-76	34	33	3	.507
Gary Kubiak	2015-16	21	11	0	.656
Lou Saban	1967-71	20	42	3	.331
Wade Phillips	1993-94	16	16	0	.500
Josh McDaniels	2009-10	11	17	0	.393
Jack Faulkner	1962-64	9	22	1	.297

MOST PLAYOFF WINS

Coach	Years	W	L	T	Pct.
Mike Shanahan	1995-2008	8	5	0	.615
Dan Reeves	1981-92	7	6	0	.538
Gary Kubiak	2015	3	0	0	1.000
John Fox	2011-2014	3	4	0	.429
Red Miller	1977-80	2	3	0	.400
Wade Phillips	1993-94	0	1	0	.000

BEST OVERALL WIN PCT.

Coach	Years	W	L	T	Pct.
John Fox	2011-2014	49	22	0	.690
Gary Kubiak	2015-16	24	11	0	.686
Red Miller	1977-80	42	25	0	.627
Mike Shanahan	1995-2008	146	91	0	.616
Dan Reeves	1981-92	117	79	1	.596
John Ralston	1972-76	34	33	3	.507
Wade Phillips	1993-94	16	17	0	.485
Josh McDaniels	2009-10	11	17	0	.393
Lou Saban	1967-71	20	42	3	.331
Vance Joseph	2017	5	11	0	.313

BEST REG. SEASON WIN PCT.

Coach	Years	W	L	T	Pct.
John Fox	2011-2014	46	18	0	.719
Gary Kubiak	2015-16	21	11	0	.656
Red Miller	1977-80	40	22	0	.645
Mike Shanahan	1995-2008	138	86	0	.616
Dan Reeves	1981-92	110	73	1	.600
John Ralston	1972-76	34	33	3	.507
Wade Phillips	1993-94	16	16	0	.500
Josh McDaniels	2009-10	11	17	0	.393
Lou Saban	1967-71	20	42	3	.331
Vance Joseph	2017	5	11	0	.313

ATTENDANCE MARKS

BRONCOS LARGEST CROWDS

HOME

77,160	vs. Green Bay	Oct. 29, 2007
77,112	vs. New England*	Jan. 24, 2016
77,110	vs. New England*	Jan. 19, 2014
77,076	vs. Kansas City	Nov. 17, 2013
77,075	vs. Green Bay	Nov. 1, 2015
77,047	vs. San Francisco	Oct. 19, 2014
77,038	vs. Pittsburgh	Oct. 21, 2007
77,031	vs. Washington	Oct. 27, 2013
77,029	vs. Minnesota	Oct. 4, 2015
77,002	vs. Philadelphia	Sept. 29, 2013

*Playoff Game

ROAD/NEUTRAL

101,063	S.B. XXI vs. NYG (Pasadena)*	Jan. 25, 1987
92,758	at Dallas	Oct. 6, 2013
91,020	at Los Angeles Raiders	Oct. 28, 1984
90,153	at Los Angeles Raiders	Nov. 2, 1986
87,560	at Los Angeles Raiders	Dec. 3, 1989
85,247	at Washington	Nov. 15, 2009
83,941	at San Francisco (London)	Oct. 31, 2010
82,529	S.B. XLVIII vs. Sea. (NY/NJ)*	Feb. 2, 2014
81,285	at N.Y. Giants	Sept. 15, 2013
81,065	at Cleveland	Oct. 5, 1980

*Playoff Game

2001-Present — Broncos Field at Mile High

1960-2000 — Mile High Stadium/Bears Stadium

BRONCOS REGULAR SEASON ATTENDANCE BY SEASON

Year	Home	Road	Total	Year	Home	Road	Total
1960	91,333	115,994	207,327	1990	560,703	509,425	1,070,128
1961	74,508	122,315	196,823	1991	584,214	466,818	1,051,032
1962	178,485	146,442	324,927	1992	597,704	503,447	1,101,151
1963	132,218	165,995	298,213	1993	590,808	521,349	1,112,157
1964	118,259	166,744	285,003	1994	574,180	524,941	1,099,121
1965	219,786	215,992	435,778	1995	583,510	455,634	1,039,144
1966	192,198	203,799	395,997	1996	589,296	462,194	1,051,490
1967	231,801	247,696	479,497	1997	590,189	499,942	1,090,131
1968	281,374	278,008	559,382	1998	597,462	546,021	1,143,483
1969	326,851	276,755	603,606	1999	577,309	531,728	1,109,037
1970	355,739	330,184	685,923	2000	604,042	535,988	1,140,030
1971	358,400	377,642	736,042	2001	600,283	514,920	1,115,203
1972	361,414	412,073	773,487	2002	604,904	557,070	1,161,974
1973	356,327	351,334	707,661	2003	607,167	526,919	1,134,086
1974	347,322	354,367	701,689	2004	601,031	539,587	1,140,618
1975	342,375	347,944	690,319	2005	608,790	558,958	1,167,388
1976	436,468	349,126	785,594	2006	610,782	544,955	1,155,737
1977	524,595	370,917	895,512	2007	612,893	526,919	1,139,812
1978	598,085	470,756	1,068,841	2008	604,074	555,556	1,159,630
1979	597,521	427,040	1,024,561	2009	600,928	538,731	1,139,659
1980	593,084	473,680	1,066,764	2010	599,264	530,184	1,129,448
1981	598,224	475,360	1,073,584	2011	602,618	506,992	1,109,112
1982	369,555	183,046	552,601	2012	613,062	544,717	1,157,779
1983	592,493	385,022	977,515	2013	614,977	*579,168	*1,194,145
1984	585,233	450,442	1,035,675	2014	*615,427	541,250	1,156,677
1985	589,500	452,847	1,042,347	2015	615,381	526,497	1,141,878
1986	589,037	526,550	1,115,587	2016	614,193	519,750	1,133,943
1987	498,715	370,586	869,301	2017	610,846	492,808	1,103,654
1988	597,680	487,571	1,085,251	TOTAL	28,512,761	24,740,876	53,253,637
1989	588,144	542,541	1,130,685				

*Broncos records

BRONCOS SEASON TICKET SALES

1960	2,675	*1975	49,000	*1990	73,966	*2005	73,846
1961	5,775	*1976	62,215	*1991	73,682	*2006	73,972
1962	5,042	*1977	73,089	*1992	73,592	*2007	73,984
1963	7,624	*1978	73,092	*1993	73,182	*2008	73,996
1964	8,002	*1979	73,313	*1994	73,072	*2009	73,988
1965	22,905	*1980	73,298	*1995	73,222	*2010	73,992
1966	18,898	*1981	73,380	*1996	73,180	*2011	73,992
1967	24,650	*1982	73,380	*1997	73,275	*2012	74,092
1968	27,348	*1983	73,377	*1998	73,972	*2013	74,109
1969	31,936	*1984	73,347	*1999	73,997	*2014	74,113
*1970	43,580	*1985	73,309	*2000	73,855	*2015	74,118
*1971	47,500	*1986	73,348	*2001	73,825	*2016	74,123
*1972	48,000	*1987	74,147	*2002	73,576	*2017	74,018
*1973	48,000	*1988	73,147	*2003	73,583		
*1974	49,000	*1989	73,952	*2004	73,590		

*Season tickets sold out. Every Broncos home game at Mile High Stadium (1970-2000) and Broncos Field at Mile High (2001-16) has been a sellout since the beginning of the 1970 season with the exception of two replacement games played during the 1987 strike (both games were sold out before the strike). The Broncos have thus sold out 365 consecutive regular-season games, and with postseason games the total reaches 387.

BRONCOS STATISTICAL HISTORY

TEAM OFFENSE YEAR-BY-YEAR

	Total Plays	First Downs	Rush Yards	League Rank	Pass Yards	League Rank	Total Yards	League Rank	Total Points
1960	958	248	1,1958th	3,2473rd	4,4426th	309
1961	934	219	1,0918th	2,7203rd	3,8117th	251
1962	885	270	1,2987th	3,4041st	4,7024th	353
1963	832	230	1,5086th	2,4878th	3,9957th	301
1964	908	207	1,3118th	2,0218th	3,3328th	240
1965	959	255	1,8292nd	2,6403rd	4,4692nd	303
1966	815	171	1,1739th	1,9959th	3,1689th	196
1967	852	172	1,2659th	1,6828th	2,9479th	256
1968	889	217	1,6147th	2,3576th	3,9717th	255
1969	841	243	1,6376th	2,5245th	4,1616th	297
1970	883	217	1,8029th	2,02519th	3,82718th	253
1971	891	217	2,09310th	2,06517th	4,15811th	203
1972	831	237	1,83818th	2,6343rd	4,4725th	325
1973	893	253	1,95414th	2,5193rd	4,4736th	354
1974	861	258	2,1575th	2,3289th	4,4855th	302
1975	964	268	1,99313th	2,5417th	4,53410th	254
1976	901	239	1,93219th	2,20412th	4,13616th	315
1977	886	223	2,04311th	1,86315th	3,90617th	274
1978	1,039	294	2,4518th	2,37817th	4,82914th	282
1979	1,044	306	2,04018th	3,10213th	5,14212th	289
1980	992	286	1,86520th	2,77718th	4,64225th	310
1981	1,062	306	1,89521st	3,5318th	5,42614th	321
1982*	592	170	1,01817th	1,81915th	2,83715th	148
1983	1,025	292	1,78423rd	3,02720th	4,81126th	302
1984	1,018	299	2,07610th	2,85924th	4,93522nd	353
1985	1,152	339	1,85116th	3,6456th	5,49610th	380
1986	1,042	319	1,67820th	3,53810th	5,21615th	378
1987	1,070	331	1,97012th	3,6543rd	5,6242nd	379
1988	1,077	338	1,81519th	3,6916th	5,5068th	327
1989	1,071	308	2,0926th	3,00123rd	5,09315th	362
1990	1,035	323	1,87214th	3,3417th	5,2138th	331
1991	1,012	284	2,0158th	2,99717th	5,01212th	304
1992	928	234	1,50025th	2,93019th	4,43021st	262
1993	1,060	327	1,69318th	3,7684th	5,4615th	373
1994	1,112	346	1,47023rd	4,0174th	5,4876th	347
1995	1,060	344	1,9955th	4,0457th	6,0403rd	388
1996	1,092	336	2,3621st	3,42913th	5,7911st	391
1997	1,068	340	2,3784th	3,4949th	5,8721st	472
1998	1,041	347	2,4682nd	3,6247th	6,0923rd	501
1999	1,053	308	1,86412th	3,41915th	5,28314th	314
2000	1,115	383	2,3113rd	4,2433rd	6,5542nd	485
2001	1,034	304	1,87710th	2,94025th	4,81722nd	340
2002	1,057	357	2,2665th	3,8248th	6,0903rd	392
2003	1,047	334	2,6292nd	2,96922nd	5,5987th	381
2004	1,070	351	2,3334th	3,9996th	6,3325th	381
2005	1,030	330	2,5392nd	3,22718th	5,7665th	395
2006	973	285	2,1528th	2,79925th	4,95121st	319
2007	976	305	1,9579th	3,58413th	5,54111th	320
2008	1,019	354	1,86212th	4,4713rd	6,3332nd	370
2009	1,032	306	1,83618th	3,62713th	5,46315th	325
2010	1,018	309	1,54426th	4,0387th	5,58213th	344
2011	1,017	286	2,6321st	2,43431st	5,06623rd	309
2012	1,090	380	1,83216th	4,5345th	6,3664th	481
2013	1,156	435	1,87315th	5,4441st	7,3171st	606
2014	1,067	360	1,78515th	4,4614th	6,4464th	482
2015	1,056	314	1,71817th	3,97014th	5,68816th	355
2016	1,020	290	1,48427th	3,685T-21st	5,16927th	333
2017	1,075	297	1,85212th	3,33320th	5,18517th	289

*players strike; nine-game season

League rankings for 1960-69 reflect American Football League ranking; The AFL had eight teams from 1960-65, nine teams from 1966-67 and 10 teams from 1968-69; The NFL had 26 teams from 1970-75; 28 teams from 1976-94; 30 teams from 1995-98; 31 teams from 1999-2001 and 32 teams from 2002-Present.

TEAM DEFENSE YEAR-BY-YEAR

	Total Plays	First Downs	Rush Yards	League Rank	Pass Yards	League Rank	Total Yards	League Rank	Total Points
1960	927	254	2,145	8th	2,987	5th	5,132	8th	393
1961	899	233	1,633	5th	2,785	5th	4,418	6th	432
1962	862	234	1,868	5th	2,670	5th	4,538	6th	334
1963	828	254	1,687	6th	3,394	8th	5,081	7th	473
1964	902	271	2,064	8th	2,906	3rd	4,970	7th	438
1965	850	244	1,337	3rd	2,960	7th	4,297	7th	392
1966	871	251	2,029	8th	2,515	3rd	4,544	6th	381
1967	921	276	2,076	8th	3,125	8th	5,201	9th	409
1968	917	251	1,861	7th	3,163	10th	5,024	10th	404
1969	918	278	1,709	7th	2,932	10th	4,641	8th	344
1970	838	199	1,351	3rd	2,354	18th	3,705	7th	264
1971	825	206	1,834	14th	1,985	5th	3,819	10th	275
1972	876	251	1,668	4th	2,183	16th	3,851	9th	350
1973	872	239	1,795	6th	2,440	24th	4,235	19th	296
1974	945	265	1,808	13th	2,583	24th	4,391	21st	294
1975	901	247	1,974	13th	2,032	7th	4,006	9th	307
1976	919	222	1,709	3rd	2,025	12th	3,734	8th	206
1977	931	217	1,531	1st	2,244	25th	3,775	9th	148
1978	1,016	251	1,979	6th	2,469	8th	4,448	6th	198
1979	1,033	273	1,693	1st	3,159	23rd	4,852	10th	262
1980	1,043	303	2,117	20th	3,125	15th	5,242	15th	323
1981	1,000	268	2,005	13th	2,873	5th	4,878	6th	289
1982*	616	176	935	7th	2,234	26th	3,169	24th	226
1983	1,099	321	1,938	10th	3,671	23rd	5,609	21st	327
1984	1,123	311	1,664	5th	4,023	27th	5,687	25th	241
1985	1,069	290	1,973	13th	3,206	14th	5,179	13th	329
1986	1,026	291	1,651	5th	3,296	16th	4,947	9th	327
1987	941	277	2,017	20th	2,796	5th	4,813	9th	288
1988	1,055	316	2,538	27th	2,933	7th	5,471	22nd	352
1989	977	246	1,580	6th	2,827	3rd	4,407	3rd	226
1990	969	306	1,963	17th	3,382	21st	5,345	20th	374
1991	939	242	1,794	19th	2,755	3rd	4,549	5th	235
1992	1,001	283	1,963	23rd	3,120	14th	5,083	22nd	329
1993	1,005	280	1,418	4th	3,731	27th	5,149	19th	284
1994	1,023	303	1,752	16th	4,155	28th	5,907	28th	396
1995	1,010	322	1,895	23rd	3,298	9th	5,193	15th	345
1996	951	261	1,331	1st	3,139	10th	4,470	4th	275
1997	951	258	1,803	16th	2,868	5th	4,671	5th	287
1998	999	283	1,287	3rd	3,648	26th	4,935	11th	309
1999	961	267	1,737	19th	3,016	8th	4,753	7th	318
2000	962	294	1,598	7th	3,946	31st	5,544	24th	369
2001	960	292	1,492	6th	3,282	16th	4,774	8th	339
2002	985	298	1,489	4th	3,337	17th	4,826	6th	344
2003	910	241	1,605	7th	2,828	6th	4,433	4th	301
2004	918	235	1,512	4th	2,947	6th	4,459	4th	304
2005	985	295	1,363	2nd	3,643	29th	5,006	15th	258
2006	1,020	291	1,813	12th	3,410	21st	5,223	14th	305
2007	992	306	2,282	30th	3,094	7th	5,376	19th	409
2008	990	327	2,337	27th	3,656	26th	5,993	29th	448
2009	1,007	290	2,059	26th	2,981	3rd	5,040	7th	324
2010	1,056	334	2,473	31st	3,780	25th	6,253	32nd	471
2011	1,063	315	2,021	22nd	3,704	18th	5,725	20th	390
2012	1,015	287	1,458	3rd	3,194	3rd	4,652	2nd	289
2013	1,074	339	1,626	T-7th	4,070	27th	5,696	19th	399
2014	1,031	311	1,276	2nd	3,607	9th	4,883	3rd	354
2015	1,033	289	1,337	1st	3,193	1st	4,530	1st	296
2016	1,076	306	2,085	28th	2,972	1st	5,057	4th	297
2017	952	266	1,430	5th	3,210	4th	4,640	3rd	382

*players strike; nine-game season

League rankings for 1960-69 reflect American Football League ranking; The AFL had eight teams from 1960-65, nine teams from 1966-67 and 10 teams from 1968-69; The NFL had 26 teams from 1970-75, 28 teams from 1976-94; 30 teams from 1995-98; 31 teams from 1999-2001 and 32 teams from 2002-Present.

TEAM TURNOVERS YEAR-BY-YEAR

	GIVEAWAYS			TAKEAWAYS			Turnover Ratio
	INTs	Fum.	Total	INTs	Fum.	Total	
1960	35	17	52	27	17	44	-8
1961	45	20	65	26	14	40	-25
1962	40	14	54	27	19	46	-8
1963	28	15	43	15	20	35	-8
1964	32	8	40	32	21	53	+13
1965	30	16	46	25	14	39	-7
1966	30	17	47	13	18	31	-16
1967	18	12	30	28	13	41	+11
1968	27	13	40	20	12	32	-8
1969	23	8	31	14	14	28	-3
1970	28	13	41	16	16	32	-9
1971	27	12	39	20	20	40	+1
1972	23	11	34	10	12	22	-12
1973	20	9	29	14	15	29	EVEN
1974	17	13	30	22	11	33	+3
1975	34	14	48	16	16	32	-16
1976	22	12	34	24	13	37	+3
1977	17	15	32	25	14	39	+12
1978	23	17	40	31	13	44	+10
1979	25	18	43	19	19	38	-3
1980	21	18	39	16	23	46	-9
1981	19	17	36	12	7	19	-7
1982*	22	19	41	27	20	47	+6
1983	22	17	39	31	24	55	+21
1984	17	17	34	24	12	36	+5
1985	23	8	31	24	17	41	+6
1986	16	13	29	18	17	35	+11
1987	19	17	36	28	19	47	+5
1988	22	12	34	16	13	29	-7
1989	20	12	32	21	22	43	+11
1990	18	14	32	10	15	25	+8
1991	12	13	25	23	10	33	-12
1992	29	14	43	15	16	31	+3
1993	10	18	28	18	13	31	-5
1994	13	18	31	12	14	26	-9
1995	14	16	30	8	13	21	EVEN
1996	17	15	32	23	9	32	+10
1997	11	10	21	18	13	31	+10
1998	14	6	20	19	11	30	-2
1999	18	10	28	15	11	26	+19
2000	12	13	25	27	17	44	+10
2001	19	8	27	22	15	37	-5
2002	20	7	27	9	13	22	-4
2003	18	6	24	12	11	20	+20
2004	20	9	29	8	8	16	EVEN
2005	7	9	16	20	16	36	+1
2006	18	12	30	17	13	30	-17
2007	15	14	29	14	6	20	-9
2008	18	10	28	17	13	30	-1
2009	13	15	28	10	13	23	-7
2010	12	10	22	9	8	17	-1
2011	11	14	25	16	8	24	-1
2012	10	16	26	16	9	25	EVEN
2013	8	5	13	18	7	25	-4
2014	15	8	23	14	13	27	+2
2015	23	14	37	14	13	27	-17
2016	11	12	23	10	6	17	
2017	22		34				

*players strike; nine-game season

TEAM THIRD DOWNS YEAR-BY-YEAR

Year	DENVER			OPPONENTS			Year	DENVER			OPPONENTS		
	Md.	Att.	Pct.	Md.	Att.	Pct.		Md.	Att.	Pct.	Md.	Att.	Pct.
1972	75	177	42.4	74	190	38.9	1995	89	207	43.0	92	212	43.4
1973	79	203	38.9	77	203	37.9	1996	112	229	48.9	78	217	35.9
1974	63	176	35.8	88	218	40.4	1997	92	217	42.4	65	207	31.4
1975	84	212	39.6	76	209	36.4	1998	90	207	43.5	88	225	39.1
1976	69	193	35.8	73	222	32.9	1999	84	229	36.7	64	203	31.5
1977	72	210	34.3	71	221	32.1	2000	97	218	44.5	66	191	34.6
1978	81	226	35.8	88	249	35.3	2001	83	219	37.9	63	191	33.0
1979	77	222	34.7	95	248	38.3	2002	77	202	38.1	97	220	44.1
1980	84	223	37.7	91	228	39.9	2003	82	211	38.9	61	207	29.5
1981	86	230	37.4	74	219	33.8	2004	78	206	37.9	5	65	209
1982*	43	121	35.5	48	132	36.4	2005	76	210	36.2	76	207	36.7
1983	68	213	31.9	92	235	39.1	2006	78	211	37.0	81	221	36.7
1984	68	207	32.9	84	240	35.0	2007	80	198	40.4	91	213	42.7
1985	102	252	40.5	74	230	32.2	2008	95	200	47.5	89	202	44.1
1986	92	222	41.4	75	222	33.8	2009	78	215	36.3	81	218	37.2
1987	106	224	47.3	64	183	35.0	2010	67	207	32.4	80	209	38.2
1988	85	210	40.5	81	214	37.9	2011	66	214	30.8	73	218	33.5
1989	111	240	46.3	73	216	33.8	2012	96	213	45.1	66	216	30.6
1990	86	207	41.5	84	195	43.1	2013	95	205	46.3	83	218	38.1
1991	92	223	41.3	64	206	31.1	2014	94	213	44.1	81	222	36.5
1992	92	208	44.2	71	222	36.5	2015	79	224	35.3	80	227	35.2
1993	98	225	43.6	71	215	33.0	2016	75	219	34.2	86	236	36.4
1994	87	231	37.7	86	217	39.6	2017	94	241	39.0	66	209	31.6

INDIVIDUAL YEAR-BY-YEAR LEADERS

RUSHING

	YARDS	ATTEMPTS	AVG. (min. 100 att.)	TOUCHDOWNS
1960	Rolle.....501	Rolle.....130	Mingo.....3.9	Mingo.....4
1961	Stone.....505	Stone.....127	Stone.....4.0	Bukaty.....5
1962	Stone.....360	Stone.....94	Stone.....3.8	Mingo.....4
1963	Joe.....649	Joe.....154	Joe.....4.2	Joe.....4
1964	Mitchell.....590	Mitchell.....177	Joe.....3.7	Mitchell.....5
1965	Gilchrist.....954	Gilchrist.....252	Hayes.....4.1	Gilchrist.....6
1966	Hayes.....411	Haynes.....129	Hayes.....4.0	Haynes/Choboian.....2
1967	Little.....381	Little.....130	Little.....2.9	Hickey/Hayes.....4
1968	Little.....584	Little.....158	Little.....3.7	Lynch.....4
1969	Little.....729	Little.....146	Little.....5.0	Little.....6
1970	Little.....901	Little.....209	Little.....4.3	Crenshaw.....5
1971	Little.....1,133	Little.....284	Little.....4.0	Little.....6
1972	Little.....859	Little.....216	Little.....4.0	Little.....9
1973	Little.....979	Little.....256	Dawkins.....4.4	Little.....12
1974	Armstrong.....1,407	Armstrong.....263	Armstrong.....5.3	Keyworth.....10
1975	Keyworth.....725	Keyworth.....182	Keyworth.....4.0	Keyworth/Lynch.....3
1976	Armstrong.....1,008	Armstrong.....247	Armstrong.....4.1	Armstrong.....5
1977	Armstrong.....489	Armstrong.....130	Perrin.....4.1	Armstrong/Morton.....4
1978	Perrin.....455	Armstrong/Keyworth.....112	Perrin.....4.2	Perrin.....4
1979	Armstrong.....453	Armstrong.....108	Armstrong.....4.2	Lytle.....4
1980	Jensen.....476	Preston.....111	Jensen.....4.7	Armstrong/Preston.....4
1981	Parros.....749	Preston.....183	Parros.....4.3	Lytle.....4
1982	Willhite.....347	Parros.....77	Willhite.....5.0	Willhite.....2
1983	Winder.....757	Winder.....196	Winder.....3.9	Poole.....4
1984	Winder.....1,153	Winder.....296	Winder.....3.9	Winder.....4
1985	Winder.....714	Winder.....199	Winder.....3.6	Winder.....8
1986	Winder.....789	Winder.....240	Winder.....3.3	Winder.....9
1987	Winder.....741	Winder.....196	Winder.....3.8	Winder.....6
1988	Dorsett.....703	Dorsett.....181	Dorsett.....3.9	Dorsett.....5
1989	Humphrey.....1,151	Humphrey.....294	Humphrey.....3.9	Humphrey.....7
1990	Humphrey.....1,202	Humphrey.....288	Humphrey.....4.2	Humphrey.....7
1991	Green.....1,037	Green.....261	Green.....4.0	Elway.....6
1992	Green.....648	Green.....161	Green.....4.0	Lewis.....4
1993	Bernstine.....816	Bernstine.....223	Bernstine.....3.7	Delpino.....8
1994	L. Russell.....620	L. Russell.....190	L. Russell.....3.3	L. Russell.....9
1995	Davis.....1,117	Davis.....237	Davis.....4.7	Davis.....7
1996	Davis.....1,538	Davis.....345	Davis.....4.5	Davis.....13
1997	Davis.....1,750	Davis.....369	Davis.....4.7	Davis.....15
1998	Davis.....2,008	Davis.....392	Davis.....5.1	Davis.....21
1999	Gary.....1,159	Gary.....276	Gary.....4.2	Gary.....7
2000	M. Anderson.....1,487	M. Anderson.....297	M. Anderson.....5.0	M. Anderson.....15
2001	Davis.....701	M. Anderson.....175	Davis.....4.2	M. Anderson.....4
2002	Portis.....1,508	Portis.....273	Portis.....5.5	Portis.....15
2003	Portis.....1,591	Portis.....290	Portis.....5.5	Portis.....14
2004	Droughns.....1,240	Droughns.....275	Droughns.....4.5	Droughns.....6
2005	M. Anderson.....1,014	M. Anderson.....239	T. Bell.....5.3	M. Anderson.....12
2006	T. Bell.....1,025	T. Bell.....233	T. Bell.....4.4	M. Bell.....8
2007	Young.....729	Henry.....167	Young.....5.2	Henry.....4
2008	Hillis.....343	Pittman.....76	Pittman.....4.2	Hillis.....5
2009	Moreno.....947	Moreno.....247	Buckhalter.....5.4	Moreno.....7
2010	Moreno.....779	Moreno.....182	Moreno.....4.3	Tebow.....6
2011	McGahee.....1,199	McGahee.....249	Tebow.....5.4	Tebow.....6
2012	McGahee.....731	McGahee.....167	McGahee.....4.4	McGahee/Moreno.....4
2013	Moreno.....1,038	Moreno.....241	Ball.....4.7	Moreno.....10
2014	C. Anderson.....849	C. Anderson.....179	C. Anderson.....4.7	C. Anderson.....8
2015	Hillman.....863	Hillman.....207	C. Anderson.....4.7	Hillman.....7
2016	Booker.....612	Booker.....174	C. Anderson.....3.9	C. Anderson/Booker.....4
2017	C. Anderson.....1,007	C. Anderson.....245	C. Anderson.....4.1	C. Anderson.....3

PASSING

	YARDS	ATTEMPTS	COMPLETIONS
1960	Tripucka..... 3,038	Tripucka..... 478	Tripucka..... 248
1961	Tripucka..... 1,690	Tripucka..... 344	Tripucka..... 167
1962	Tripucka..... 2,917	Tripucka..... 440	Tripucka..... 240
1963	Slaughter..... 1,689	Slaughter..... 223	Slaughter..... 112
1964	Lee..... 1,611	Lee..... 265	Lee..... 133
1965	McCormick..... 1,292	McCormick..... 253	McCormick..... 103
1966	Choboian..... 1,110	McCormick..... 193	Choboian..... 82
1967	Tensi..... 1,915	Tensi..... 325	Tensi..... 131
1968	Briscoe..... 1,589	Briscoe..... 224	Briscoe..... 93
1969	Tensi..... 1,990	Tensi..... 286	Tensi..... 131
1970	Liske..... 1,340	Liske..... 238	Liske..... 112
1971	Ramsey..... 1,120	Ramsey..... 178	Horn..... 89
1972	Johnson..... 1,783	Johnson..... 238	Johnson..... 132
1973	Johnson..... 2,465	Johnson..... 346	Johnson..... 184
1974	Johnson..... 1,969	Johnson..... 244	Johnson..... 136
1975	Ramsey..... 1,562	Ramsey..... 233	Ramsey..... 128
1976	Ramsey..... 1,931	Ramsey..... 270	Ramsey..... 128
1977	Morton..... 1,929	Morton..... 254	Morton..... 131
1978	Morton..... 1,802	Morton..... 267	Morton..... 146
1979	Morton..... 2,626	Morton..... 370	Morton..... 204
1980	Morton..... 2,150	Morton..... 301	Morton..... 183
1981	Morton..... 3,195	Morton..... 376	Morton..... 225
1982	DeBerg..... 1,405	DeBerg..... 223	DeBerg..... 131
1983	Elway..... 1,663	Elway..... 259	Elway..... 123
1984	Elway..... 2,598	Elway..... 380	Elway..... 214
1985	Elway..... 3,891	Elway..... 605	Elway..... 327
1986	Elway..... 3,485	Elway..... 504	Elway..... 280
1987	Elway..... 3,198	Elway..... 410	Elway..... 224
1988	Elway..... 3,309	Elway..... 496	Elway..... 274
1989	Elway..... 3,051	Elway..... 416	Elway..... 223
1990	Elway..... 3,526	Elway..... 502	Elway..... 294
1991	Elway..... 3,253	Elway..... 451	Elway..... 242
1992	Elway..... 2,242	Elway..... 316	Elway..... 174
1993	Elway..... 4,030	Elway..... 551	Elway..... 348
1994	Elway..... 3,490	Elway..... 494	Elway..... 307
1995	Elway..... 3,970	Elway..... 542	Elway..... 316
1996	Elway..... 3,328	Elway..... 466	Elway..... 287
1997	Elway..... 3,635	Elway..... 502	Elway..... 280
1998	Elway..... 2,806	Elway..... 356	Elway..... 210
1999	Griese..... 3,032	Griese..... 452	Griese..... 261
2000	Griese..... 2,688	Griese..... 336	Griese..... 216
2001	Griese..... 2,827	Griese..... 451	Griese..... 275
2002	Griese..... 3,214	Griese..... 436	Griese..... 291
2003	Plummer..... 2,182	Plummer..... 302	Plummer..... 189
2004	Plummer..... 4,089	Plummer..... 521	Plummer..... 303
2005	Plummer..... 3,366	Plummer..... 456	Plummer..... 277
2006	Plummer..... 1,994	Plummer..... 317	Plummer..... 175
2007	Cutler..... 3,497	Cutler..... 467	Cutler..... 297
2008	Cutler..... 4,526	Cutler..... 616	Cutler..... 384
2009	Orton..... 3,802	Orton..... 541	Orton..... 336
2010	Orton..... 3,653	Orton..... 498	Orton..... 293
2011	Tebow..... 1,729	Tebow..... 271	Tebow..... 126
2012	Manning..... 4,659	Manning..... 583	Manning..... 400
2013	Manning..... 5,477	Manning..... 659	Manning..... 450
2014	Manning..... 4,727	Manning..... 597	Manning..... 395
2015	Manning..... 2,249	Manning..... 331	Manning..... 198
2016	Siemian..... 3,401	Siemian..... 486	Siemian..... 289
2017	Siemian..... 2,285	Siemian..... 349	Siemian..... 206

PASSING, CONT.

	COMP. PCT. (min. 50 att.)	TOUCHDOWNS	INTERCEPTIONS
1960	Tripucka..... .519	Tripucka..... .24	Tripucka 34
1961	Tripucka..... .485	Tripucka..... .10	Herring..... .22
1962	Tripucka..... .545	Tripucka..... .17	Tripucka..... .25
1963	Breaux..... .507	Slaughter..... .12	Slaughter..... .14
1964	Slaughter..... .513	Lee..... .11	Lee..... .20
1965	Lee..... .550	McCormick..... .7	McCormick..... .14
1966	Choboian..... .503	McCormick..... .6	McCormick..... .15
1967	Tensi..... .403	Tensi..... .16	Tensi..... .17
1968	LeClair..... .500	Briscoe..... .14	Briscoe..... .13
1969	Liske..... .530	Tensi..... .14	Tensi..... .12
1970	Liske..... .471	Liske..... .7	Liske..... .11
1971	Horn..... .514	Ramsey..... .5	Horn..... .14
1972	Johnson..... .555	Johnson..... .14	Johnson..... .14
1973	Johnson..... .532	Johnson..... .20	Johnson..... .17
1974	Johnson..... .557	Johnson..... .13	Johnson..... .9
1975	Ramsey..... .549	Ramsey..... .9	Ramsey..... .14
1976	Ramsey..... .474	Ramsey..... .11	Ramsey..... .13
1977	Morton..... .516	Morton..... .14	Morton..... .8
1978	Weese..... .632	Morton..... .11	Morton..... .8
1979	Morton..... .551	Morton..... .16	Morton..... .19
1980	Morton..... .608	Morton..... .12	Morton..... .13
1981	Morton..... .598	Morton..... .21	Morton..... .14
1982	DeBerg..... .587	DeBerg..... .7	DeBerg..... .11
1983	DeBerg..... .553	DeBerg..... .9	Elway..... .14
1984	Kubiak..... .587	Elway..... .18	Elway..... .15
1985	Elway..... .540	Elway..... .22	Elway..... .23
1986	Elway..... .556	Elway..... .19	Elway..... .13
1987	Karcher..... .549	Elway..... .19	Elway..... .12
1988	Kubiak..... .623	Elway..... .17	Elway..... .19
1989	Kubiak..... .582	Elway..... .18	Elway..... .18
1990	Elway..... .586	Elway..... .15	Elway..... .14
1991	Elway..... .537	Elway..... .13	Elway..... .12
1992	Elway..... .551	Elway..... .10	Elway..... .17
1993	Elway..... .632	Elway..... .25	Elway..... .10
1994	Elway..... .621	Elway..... .16	Elway..... .10
1995	Elway..... .583	Elway..... .26	Elway..... .14
1996	Elway..... .616	Elway..... .26	Elway..... .14
1997	Elway..... .558	Elway..... .27	Elway..... .11
1998	Brister..... .595	Elway..... .22	Elway..... .10
1999	Griese..... .577	Griese..... .14	Griese..... .14
2000	Griese..... .643	Griese..... .19	Frerotte..... .8
2001	Griese..... .610	Griese..... .23	Griese..... .19
2002	Griese..... .667	Griese..... .15	Griese..... .15
2003	Plummer..... .626	Plummer..... .15	Plummer..... .7
2004	Plummer..... .582	Plummer..... .27	Plummer..... .20
2005	Plummer..... .607	Plummer..... .18	Plummer..... .7
2006	Cutler..... .591	Plummer..... .11	Plummer..... .13
2007	Cutler..... .636	Cutler..... .20	Cutler..... .14
2008	Cutler..... .623	Cutler..... .25	Cutler..... .18
2009	Orton..... .621	Orton..... .21	Orton..... .12
2010	Orton..... .588	Orton..... .20	Orton..... .9
2011	Orton..... .587	Tebow..... .12	Orton..... .7
2012	Manning686	Manning..... .37	Manning..... .11
2013	Manning..... .683	Manning55	Manning..... .10
2014	Manning..... .662	Manning..... .39	Manning..... .15
2015	Osweller..... .618	Osweller..... .10	Manning..... .17
2016	Siemian..... .595	Siemian..... .18	Siemian..... .10
2017	Siemian..... .590	Siemian..... .12	Siemian..... .14

RECEIVING

	RECEPTIONS	YARDS	AVG. (min. 20 rec.)	TOUCHDOWNS
1960	Taylor 92	Taylor 1,235	Carmichael 19.3	Taylor 12
1961	Taylor 100	Taylor 1,176	Frazier 17.0	Frazier 6
1962	Taylor 77	Taylor 908	Scarpitto 19.1	Scarpitto 6
1963	Taylor 78	Taylor 1,101	Scarpitto 22.0	Taylor 10
1964	Taylor 76	Taylor 873	Dixon 15.4	Taylor 7
1965	Taylor 85	Taylor 1,131	Scarpitto 18.3	Taylor 6
1966	Haynes 46	Denson 725	Denson 20.1	Scarpitto 4
1967	Crabtree/Denson 46	Denson 899	Denson 19.5	Denson 11
1968	Crabtree 35	Crabtree 601	Denson 17.2	Crabtree/Denson 5
1969	Denson 53	Denson 809	Embree 16.2	Denson 10
1970	Denson 47	Denson 646	Whalen 14.0	Whalen 3
1971	Anderson 37	Simmons 403	Simmons 16.1	Harrison 2
1972	Sherman 38	Sherman 661	Sherman 17.4	Moses 5
1973	Odoms 43	Odoms 629	Moses 18.5	Moses 8
1974	Odoms 42	Odoms 639	Moses 16.4	Odoms 6
1975	Keyworth 42	Odoms 544	Dolbin 19.1	Dolbin/Odoms 3
1976	Armstrong 39	Moses 498	Moses 19.9	Moses 7
1977	Odoms 37	Moses 539	Moses 20.0	Moses 4
1978	Odoms 54	Odoms 829	Moses 20.1	Odoms 6
1979	Upchurch 64	Moses 943	Moses 17.5	Upchurch 7
1980	Jensen 49	Moses 674	Moses 17.7	Odoms 6
1981	Watson 60	Watson 1,244	Watson 20.7	Watson 13
1982	Parros 37	Watson 555	Upchurch 15.7	Upchurch 3
1983	Watson 59	Watson 1,133	Watson 19.2	Watson 5
1984	Watson 69	Watson 1,170	Watson 17.0	Watson 7
1985	Watson 61	Watson 915	Sampson 16.6	Watson 5
1986	Willhite 64	Jackson 738	Jackson 19.4	Winder 5
1987	V. Johnson 42	V. Johnson 684	Nattiel 20.3	V. Johnson 7
1988	V. Johnson 68	V. Johnson 896	Jackson 18.5	Jackson 6
1989	V. Johnson 76	V. Johnson 1,095	Young 18.3	V. Johnson 7
1990	Jackson 57	Jackson 926	Jackson 16.2	Jackson/Young 4
1991	Young 44	Young 629	Jackson 18.3	V. Johnson 3
1992	Sharpe 53	Jackson 745	Marshall 19.0	Jackson 8
1993	Sharpe 81	Sharpe 995	Russell 16.3	Sharpe 9
1994	Sharpe 87	Miller 1,107	Miller 18.5	Miller 5
1995	Sharpe 63	Miller 1,079	Miller 18.3	Miller 14
1996	Sharpe 80	Sharpe 1,062	Sharpe 13.3	Sharpe 10
1997	Sharpe 72	R. Smith 1,180	R. Smith 16.9	R. Smith 12
1998	R. Smith 86	R. Smith 1,222	McCaffrey 16.5	McCaffrey/Sharpe 10
1999	R. Smith 79	R. Smith 1,020	Chamberlain 15.3	McCaffrey 7
2000	McCaffrey 101	R. Smith 1,602	R. Smith 16.0	McCaffrey 9
2001	R. Smith 113	R. Smith 1,343	R. Smith 11.9	R. Smith 11
2002	R. Smith 89	R. Smith 1,027	Lelie 15.0	R. Smith 5
2003	R. Smith 74	R. Smith 845	Lelie 17.0	Sharpe 8
2004	R. Smith 79	R. Smith 1,144	Lelie 20.1	Lelie/R. Smith 7
2005	R. Smith 85	R. Smith 1,105	Lelie 18.3	R. Smith 6
2006	Walker 69	Walker 1,084	Walker 15.7	Walker 8
2007	Marshall 102	Marshall 1,325	Stokley 15.9	Marshall 7
2008	Marshall 104	Marshall 1,265	Scheffler 16.1	Marshall 6
2009	Marshall 101	Marshall 1,120	Gaffney 13.6	Marshall 10
2010	Lloyd 77	Lloyd 1,448	Lloyd 18.8	Lloyd 11
2011	Decker 44	Decker 612	D. Thomas 17.2	Decker 8
2012	D. Thomas 94	D. Thomas 1,434	D. Thomas 15.3	Decker 13
2013	D. Thomas 92	D. Thomas 1,430	D. Thomas 15.5	D. Thomas 14
2014	D. Thomas 111	D. Thomas 1,619	D. Thomas 14.6	J. Thomas 12
2015	D. Thomas 105	D. Thomas 1,304	Sanders 14.9	D. Thomas/Sanders 6
2016	D. Thomas 90	D. Thomas 1,083	Sanders 13.1	D. Thomas/Sanders 5
2017	D. Thomas 83	D. Thomas 949	Fowler 12.1	D. Thomas 5

INTERCEPTIONS

	INTERCEPTIONS	YARDS	TOUCHDOWNS
1960	Gonsoulin 11	Gonsoulin 98	Pyeatt/Yelverton 1
1961	Nugent 7	McNamara 85	None 0
1962	Gonsoulin 7	Zeman 133	Four Players^ 1
1963	Gonsoulin 6	Gonsoulin 64	Gonsoulin 1
1964	Brown 9	Brown 140	Janik 1
1965	Gonsoulin 6	Wilson 118	Bramlett/Griffin/Wilson ... 1
1966	Brown/Sellers 3	Brown 37	None 0
1967	Sellers 7	Wilson 153	Wilson 2
1968	Jaquess 5	Jaquess 64	None 0
1969	Thompson 3	Thompson 92	Burrell/Thompson 1
1970	Martha 6	Martha 99	None 0
1971	Thompson 5	Thompson 83	Forsberg 1
1972	Mitchell 3	Preece 30	None 0
1973	Jones 4	Thompson 96	Mitchell/Thompson 1
1974	Jones/Thompson 5	Thompson 105	Thompson 1
1975	Gradishar 3	Thompson 97	Gradishar 1
1976	Jackson 7	Jackson 136	Rowser 2
1977	Thompson 5	Wright 128	T. Jackson/Wright 1
1978	B. Jackson/Foley 6	B. Jackson 128	T. Jackson 1
1979	Foley 6	Thompson 57	None 0
1980	Foley 4	Foley 115	Gradishar/Latimer 1
1981	Foley 5	Foley 81	None 0
1982	Kyle 3	Smith 29	None 0
1983	Wright 6	Harden 127	None 0
1984	Foley/Harden 6	Mecklenburg 105	Foley/Harden/Robbins/Woodard . 1
1985	Harden/L. Wright 5	Harden 100	Harden 1
1986	Harden 6	Harden 179	Harden 2
1987	Harden 4	Clark 105	Haynes/Hunley 1
1988	Harden 4	Robbins 66	None 0
1989	Braxton 6	Braxton 103	Braxton/Robbins 1
1990	Three Players* 2	Henderson 71	Henderson 1
1991	Atwater/D. Smith 5	Atwater 104	Braxton/Dimry 1
1992	Henderson/D. Smith 4	Henderson 79	Henderson 1
1993	Smith/Braxton 3	Atwater 81	Croel 1
1994	Crockett/Hilliard/R. Jones . 2	Atwater 24	None 0
1995	Atwater 3	Atwater 54	None 0
1996	Braxton 9	Braxton 128	Braxton 1
1997	Braxton/Crockett/Gordon . 4	Braxton 113	Five Players# 1
1998	Gordon 4	Gordon 125	Crockett/Gordon 1
1999	James 5	James 59	Romanowski 1
2000	Buckley 6	Buckley 110	Spencer 2
2001	O'Neal 9	O'Neal 115	Walker 1
2002	O'Neal 5	O'Neal 70	O'Neal 2
2003	K. Herndon 3	K. Herndon 19	Gold 1
2004	Bailey 3	Hayward 76	E. Johnson/Wilson 1
2005	Bailey 8	Bailey 139	Bailey 2
2006	Bailey 10	Bailey 162	Bailey/Da. Williams 1
2007	Bly 5	Bly 71	None 0
2008	Bly 2	Barrett 34	None 0
2009	Goodman 5	Goodman 65	None 0
2010	Bailey/Hill/Thompson 2	Hill 67	None 0
2011	Bailey/Goodman 2	Vaughn 55	Goodman/Haggan/Vaughn . 1
2012	Harris/Woodyard 3	Harris 144	Harris 2
2013	Three players& 3	Rodgers-Cromartie... 75	Rodgers-Cromartie 1
2014	Talib/R. Moore 4	Talib 62	Talib 2
2015	Talib 3	Talib 123	Talib 2
2016	Stewart/Talib 3	Roby 102	Roby 2
2017	Stewart 3	Talib 103	Simmons/Talib 1

*Atwater, Henderson, Montgomery. ^Gonsoulin, McGeevrey, McMillin, Zeman.

#Atwater, Braxton, Gordon, Mobley, Traylor. &Rodgers-Cromartie, Trevathan, Harris Jr.

PUNT RETURNS

	PUNT RETURNS	YARDS	AVG. (min. 10)
1960	Carmichael.....15	Carmichael.....101	Carmichael.....6.7
1961	Frazier.....18	Frazier.....231	Frazier.....12.8
1962	Mingo.....7	Zeman.....59	Zeman.....11.8
1963	Mitchell.....12	Mitchell.....141	Mitchell.....11.7
1964	Barry.....16	Barry.....149	Barry.....9.3
1965	Barry.....21	Barry.....210	Barry.....10.0
1966	Haynes.....10	Haynes.....119	Haynes.....11.9
1967	Little.....16	Little.....270	Little.....16.9
1968	Little.....24	Little.....261	Little.....10.9
1969	Thompson.....25	Thompson.....288	Thompson.....11.5
1970	Thompson.....23	Thompson.....233	Thompson.....10.1
1971	Thompson.....29	Thompson.....274	Thompson.....9.4
1972	Sherman.....10	Sherman.....89	Sherman.....8.9
1973	Thompson.....30	Thompson.....366	Thompson.....12.2
1974	Thompson.....26	Thompson.....350	Thompson.....13.5
1975	Upchurch.....27	Upchurch.....312	Thompson.....12.2
1976	Upchurch.....39	Upchurch.....536	Upchurch.....13.7
1977	Upchurch.....51	Upchurch.....653	Upchurch.....12.8
1978	Upchurch.....36	Upchurch.....493	Upchurch.....13.7
1979	Upchurch.....30	Upchurch.....304	Upchurch.....10.1
1980	Upchurch.....37	Upchurch.....353	Upchurch.....9.5
1981	Manning.....41	Manning.....378	Manning.....9.2
1982	Upchurch.....15	Upchurch.....242	Upchurch.....16.1
1983	Thomas.....33	Thomas.....368	Thomas.....11.2
1984	Willhite/Thomas.....20	Willhite.....200	Willhite.....10.0
1985	V. Johnson.....30	V. Johnson.....260	Willhite.....10.6
1986	Willhite.....42	Willhite.....468	Willhite.....11.1
1987	Clark.....18	Clark.....233	Clark.....12.9
1988	Nattiel.....22	Nattiel.....218	Nattiel.....9.9
1989	K. Bell.....21	K. Bell.....143	V. Johnson.....9.8
1990	Clark.....21	Clark.....159	V. Johnson.....8.4
1991	V. Johnson.....24	V. Johnson.....174	V. Johnson.....7.3
1992	Marshall.....33	Marshall.....349	Marshall.....10.6
1993	Milburn.....40	Milburn.....425	Milburn.....10.6
1994	Milburn.....41	Milburn.....379	Milburn.....9.2
1995	Milburn.....31	Milburn.....354	Milburn.....11.4
1996	Kinchen.....26	Kinchen.....300	R. Smith.....12.3
1997	Gordon.....40	Gordon.....543	Gordon.....13.6
1998	Gordon.....34	Gordon.....379	Gordon.....11.1
1999	Watson.....44	Watson.....334	Watson.....7.6
2000	O'Neal.....34	O'Neal.....354	O'Neal.....10.4
2001	O'Neal.....31	O'Neal.....405	O'Neal.....13.1
2002	O'Neal.....30	O'Neal.....251	O'Neal.....8.4
2003	O'Neal.....33	O'Neal.....315	O'Neal.....9.5
2004	R. Smith.....22	R. Smith.....223	R. Smith.....10.1
2005	Da. Williams.....17	Da. Williams.....148	Da. Williams.....8.7
2006	Da. Williams.....25	Da. Williams.....206	Da. Williams.....8.2
2007	Martinez.....14	Martinez.....157	Martinez.....11.2
2008	Royal.....14	Royal.....140	Royal.....10.0
2009	Royal.....30	Royal.....335	Royal.....11.2
2010	Royal.....25	Royal.....298	Royal.....11.9
2011	Cosby.....27	Cosby.....269	Royal.....16.2
2012	Holliday.....31	Holliday.....334	Holliday.....10.8
2013	Holliday.....32	Holliday.....271	Holliday.....8.5
2014	Burse.....29	Burse.....211	Burse.....7.3
2015	Sanders.....17	Bolden.....123	Sanders.....6.1
2016	Norwood.....25	Norwood.....204	Raymond.....10.1
2017	McKenzie.....21	McKenzie.....183	J. Taylor.....9.4

KICKOFF RETURNS

	KICKOFF RETURNS	YARDS	AVG. (min. 13)
1960	Carmichael.....22	Carmichael.....581	Carmichael.....26.4
1961	Frazier.....18	Frazier.....504	Frazier.....28.0
1962	Frazier.....19	Frazier.....388	Frazier.....20.4
1963	Mitchell.....37	Mitchell.....954	Mitchell.....25.7
1964	Barry.....47	Barry.....1,245	Barry.....26.5
1965	Haynes.....34	Haynes.....901	Haynes.....26.5
1966	Sellers.....19	Sellers.....541	Sellers.....28.5
1967	Little.....35	Little.....942	Little.....26.9
1968	Little.....26	Little.....649	Little.....25.0
1969	Williams.....23	Williams.....574	Thompson.....28.5
1970	Anderson.....21	Anderson.....520	Anderson.....24.8
1971	Anderson.....8	Little.....199	Little.....28.3
1972	Montgomery.....29	Montgomery.....756	Montgomery.....26.1
1973	Armstrong.....20	Armstrong.....472	Armstrong.....23.6
1974	Armstrong.....16	Armstrong.....386	Armstrong.....24.1
1975	Upchurch.....40	Upchurch.....1,084	Upchurch.....27.1
1976	Upchurch.....22	Upchurch.....514	Perrin.....27.9
1977	Upchurch.....20	Upchurch.....456	Upchurch.....22.8
1978	Perrin.....12	Perrin.....256	Perrin.....21.3
1979	Pane.....18	Pane.....354	Pane.....19.7
1980	Brunson.....40	Brunson.....923	Brunson.....23.1
1981	Manning.....26	Manning.....514	Manning.....19.8
1982	Willhite.....17	Manning.....346	Manning.....23.1
1983	Thomas.....28	Thomas.....573	Thomas.....20.5
1984	Lang.....19	Lang.....404	Lang.....21.3
1985	V. Johnson.....30	V. Johnson.....740	V. Johnson.....24.7
1986	K. Bell.....23	K. Bell.....531	K. Bell.....23.1
1987	K. Bell.....15	K. Bell.....323	K. Bell.....21.5
1988	K. Bell.....36	K. Bell.....762	K. Bell.....21.2
1989	K. Bell.....30	K. Bell.....602	K. Bell.....20.1
1990	Clark.....20	Clark.....505	Clark.....25.3
1991	Montgomery.....26	Montgomery.....488	Montgomery.....18.8
1992	Montgomery.....21	Montgomery.....466	Montgomery.....22.2
1993	Russell.....18	Russell.....374	Russell.....20.8
1994	Milburn.....37	Milburn.....793	By'not'e.....22.7
1995	Milburn.....47	Milburn.....1,269	Milburn.....27.0
1996	Hebron.....45	Hebron.....1,099	Hebron.....24.4
1997	Hebron.....43	Hebron.....1,009	Hebron.....23.5
1998	Hebron.....46	Hebron.....1,216	Hebron.....26.4
1999	Watson.....48	Watson.....1,138	Watson.....23.7
2000	O'Neal.....46	O'Neal.....1,102	O'Neal.....24.0
2001	Cole.....48	Cole.....1,127	Kasper.....26.6
2002	Droughns.....20	Droughns.....516	Kasper.....26.2
2003	Cole.....30	Cole.....714	Cole.....23.8
2004	R. Alexander.....19	R. Alexander.....386	Droughns.....24.6
2005	Da. Williams.....18	Da. Williams.....431	Da. Williams.....23.9
2006	Clark.....23	Clark.....512	Morgan.....24.9
2007	Hall.....19	Hall.....475	Hall.....25.0
2008	Royal.....23	Royal.....600	Royal.....26.1
2009	Royal.....26	Royal.....621	Royal.....23.9
2010	Decker.....22	Decker.....556	Decker.....25.3
2011	Cosby.....17	Cosby.....457	Cosby.....26.9
2012	Bolden.....14	Holliday.....358	Bolden.....19.3
2013	Holliday.....28	Holliday.....775	Holliday.....27.7
2014	Bolden.....13	Bolden.....429	Bolden.....33.0
2015	Bolden.....15	Bolden.....342	Bolden.....22.8
2016	Latimer.....8	Latimer.....200	Latimer (8 ret.).....25.0
2017	Booker.....14	Booker.....276	Booker.....19.7

SCORING

	TOUCHDOWNS		POINTS	
1960	Taylor.....	12	Mingo.....	123
1961	Frazier/Stone.....	8	Frazier.....	50
1962	Scarpitto.....	6	Mingo.....	137
1963	Taylor.....	10	Mingo.....	83
1964	Taylor.....	7	Taylor.....	42
1965	Hayes/Gilchrist.....	7	Kroner.....	71
1966	Scarpitto.....	5	Kroner.....	62
1967	Denson.....	11	Denson.....	66
1968	Crabtree/Little/Denson.....	5	Howfield.....	57
1969	Denson.....	10	Howfield.....	75
1970	Crenshaw.....	6	Howfield.....	81
1971	Little.....	6	Turner.....	93
1972	Little.....	13	Turner.....	97
1973	Little.....	13	Turner.....	106
1974	Armstrong.....	12	Armstrong.....	72
1975	Five Players *.....	4	Turner.....	86
1976	Moses.....	7	Turner.....	81
1977	Five Players^.....	4	Turner.....	76
1978	Odoms.....	6	Turner.....	64
1979	Upchurch.....	7	Turner.....	71
1980	Odoms.....	6	Steinfort.....	110
1981	Watson.....	13	Steinfort.....	87
1982	Upchurch.....	5	Karlis.....	48
1983	Watson.....	5	Karlis.....	96
1984	Watson.....	7	Karlis.....	101
1985	Winder.....	8	Karlis.....	110
1986	Winder.....	14	Karlis.....	104
1987	V. Johnson/Winder.....	7	Karlis.....	91
1988	Jackson/Sewell.....	6	Karlis.....	105
1989	Humphrey.....	8	Treadwell.....	120
1990	Humphrey.....	7	Treadwell.....	109
1991	Elway.....	6	Treadwell.....	112
1992	Jackson.....	8	Treadwell.....	88
1993	Sharpe.....	9	Elam.....	119
1994	L. Russell.....	9	Elam.....	119
1995	Miller.....	14	Elam.....	132
1996	Davis.....	15	Elam.....	109
1997	Davis.....	15	Elam.....	124
1998	Davis.....	23	Davis.....	138
1999	Gary/McCaffrey.....	7	Elam.....	116
2000	Anderson.....	15	Elam.....	103
2001	R. Smith.....	11	Elam.....	124
2002	Portis.....	17	Elam.....	120
2003	Portis.....	14	Elam.....	120
2004	Droughns.....	8	Elam.....	129
2005	Anderson.....	13	Elam.....	115
2006	Walker.....	9	Elam.....	115
2007	Marshall.....	7	Elam.....	114
2008	Hillis/Marshall.....	6	Prater.....	114
2009	Marshall.....	10	Prater.....	122
2010	Lloyd.....	11	Prater.....	76
2011	Decker.....	9	Prater.....	87
2012	Decker.....	13	Prater.....	133
2013	D. Thomas.....	14	Prater.....	150
2014	J. Thomas.....	12	J. Thomas.....	72
2015	Hillman.....	7	McManus.....	125
2016	Four Players&.....	5	McManus.....	119
2017	D. Thomas.....	5	McManus.....	99

*Keyworth, Dolbin, Little, Lynch, Odoms.

&C. Anderson, Booker, Sanders, D. Thomas.

^Armstrong, Moses, Morton, Perrin, Upchurch.

FIELD GOALS AND PUNTING

	FIELD GOALS	PUNTING
1960	Mingo18-28, .643	Herring.....70-2,610, 37.3
1961	Hill5-15, .333	Herring.....80-3,149, 39.4
1962	Mingo27-39, .692	Fraser54-2,400, 44.4
1963	Mingo16-30, .533	Fraser78-3,595, 46.1
1964	Mingo8-12, .667	Fraser72-3,225, 44.7
1965	Kroner13-29, .448	Scarpitto67-2,833, 42.3
1966	Kroner14-25, .560	Scarpitto76-3,480, 45.8
1967	Humphreys7-15, .467	Scarpitto105-4,713, 44.9
1968	Howfield9-18, .500	Van Heusen.....88-3,853, 43.8
1969	Howfield13-29, .448	Hollomon.....47-1,868, 39.7
1970	Howfield18-32, .563	Van Heusen.....87-3,732, 42.9
1971	Turner25-38, .658	Van Heusen.....76-3,176, 41.8
1972	Turner20-29, .690	Van Heusen.....60-2,408, 40.1
1973	Turner22-33, .667	Van Heusen.....69-3,114, 45.1
1974	Turner11-21, .524	Van Heusen.....75-3,024, 40.3
1975	Turner21-28, .720	Van Heusen.....63-2,515, 39.9
1976	Turner15-21, .714	Weese52-1,852, 35.6
1977	Turner13-19, .684	Dilts.....90-3,525, 39.2
1978	Turner11-22, .500	Dilts.....96-3,494, 36.4
1979	Turner13-21, .619	Prestridge89-3,555, 39.9
1980	Steinfort.....26-34, .765	Prestridge70-3,076, 43.9
1981	Steinfort17-30, .567	Prestridge86-3,478, 40.4
1982	Karlis11-13, .846	Prestridge45-2,026, 45.0
1983	Karlis21-25, .840	Prestridge87-3,620, 41.6
1984	Karlis21-28, .750	Norman96-3,850, 40.1
1985	Karlis23-38, .605	Norman92-3,764, 40.9
1986	Karlis20-28, .715	Weil34-1,344, 39.5
1987	Karlis18-25, .720	Horan44-1,807, 41.1
1988	Karlis23-36, .639	Horan65-2,861, 44.0
1989	Treadwell27-33, .818	Horan77-3,111, 40.4
1990	Treadwell25-34, .735	Horan58-2,575, 44.4
1991	Treadwell27-36, .750	Horan72-3,012, 41.8
1992	Treadwell20-24, .833	Horan37-1,681, 45.4
1993	Elam.....26-35, .743	Rouen67-3,017, 45.0
1994	Elam.....30-37, .841	Rouen76-3,258, 42.9
1995	Elam.....31-38, .816	Rouen52-2,192, 42.2
1996	Elam.....21-28, .750	Rouen65-2,714, 41.8
1997	Elam.....26-36, .722	Rouen60-2,598, 43.3
1998	Elam.....23-27, .852	Rouen66-3,097, 46.9
1999	Elam.....29-36, .806	Rouen84-3,908, 46.5
2000	Elam.....18-24, .750	Rouen61-2,455, 40.2
2001	Elam.....31-36, .861	Rouen81-3,668, 45.3
2002	Elam.....26-36, .722	Rouen29-1,239, 42.7
2003	Elam.....27-31, .871	Knorr68-2,937, 43.2
2004	Elam.....29-34, .853	Knorr54-2,243, 41.5
2005	Elam.....24-32, .750	Sauerbrun72-3,157, 43.8
2006	Elam.....27-29, .931	Ernster80-3,338, 41.7
2007	Elam.....27-31, .871	Sauerbrun47-2,220, 46.8
2008	Prater.....25-34, .735	Kern46-2,150, 46.7
2009	Prater.....30-35, .857	Berger51-2,142, 42.0
2010	Prater.....16-18, .889	Colquitt86-3,835, 44.6
2011	Prater.....19-25, .760	Colquitt101-4,783, 47.4
2012	Prater.....26-32, .813	Colquitt67-3,105, 46.3
2013	Prater.....25-26, .962	Colquitt65-2,893, 44.5
2014	Barth.....15-16, .938	Colquitt69-3,049, 44.2
2015	McManus.....30-35, .857	Colquitt84-3,663, 43.6
2016	McManus.....29-34, .853	Dixon.....89-4,068, 45.7
2017	McManus.....24-32, .750	Dixon.....73-3,331, 45.6

SACKS AND TACKLES

QUARTERBACK SACKS		TOTAL TACKLES	
1970	P. Smith.....11.5	Forsberg.....99	
1971	P. Smith.....12.0	Forsberg.....98	
1972	Alzado.....10.5	Alzado/Graham.....91	
1973	P. Smith.....11.0	P. Smith.....106	
1974	Alzado.....13.0	T. Jackson.....116	
1975	Alzado.....7.0	Gradishar.....177	
1976	Chavous.....8.0	Gradishar.....198	
1977	Alzado.....8.0	Gradishar.....219	
1978	Alzado.....9.0	Gradishar.....286	
1979	Manor.....6.5	Gradishar.....235	
1980	R. Jones.....11.5	Gradishar.....250	
1981	R. Jones.....9.5	Gradishar.....258	
1982	Chavous.....5.0	Gradishar.....151	
1983	T. Jackson.....5.5	Gradishar.....224	
1984	R. Jones.....11.0	Busick.....195	
1985	Mecklenburg.....13.0	Harden.....82	
1986	R. Jones.....13.5	Hunley.....164	
1987	R. Jones.....7.0	Ryan.....125	
1988	Fletcher.....9.0	Kragen.....140	
1989	Fletcher.....12.0	Mecklenburg.....143	
1990	Fletcher.....11.0	Brooks.....175	
1991	Fletcher.....13.5	Brooks.....153	
1992	Fletcher.....16.0	Brooks.....167	
1993	Fletcher.....13.5	Atwater.....141	
1994	Fletcher.....7.0	Alexander.....172	
1995	Perry.....6.0	Atwater.....148	
1996	A. Williams.....13.0	Romanowski.....128	
1997	Tanuvasa/N. Smith/A. Williams.....8.5	Mobley.....162	
1998	Pryce/Tanuvasa.....8.5	Mobley.....132	
1999	Pryce.....13.0	Cadrez.....97	
2000	Pryce.....12.0	Mobley.....133	
2001	Pryce/Romanowski.....7.0	Mobley.....133	
2002	Pryce.....9.0	Wilson.....199	
2003	Berry.....11.5	Wilson.....128	
2004	Hayward.....10.5	D.J. Williams.....114	
2005	Ekuban/Lynch/Pryce.....4.0	Gold.....106	
2006	Dumervil.....8.5	Wilson.....113	
2007	Dumervil.....12.5	D.J. Williams.....170	
2008	Dumervil/Ekuban.....5.0	Winborn.....117	
2009	Dumervil.....17.0	D.J. Williams.....122	
2010	D.J. Williams.....5.5	D.J. Williams.....119	
2011	Miller.....11.5	D.J. Williams.....90	
2012	Miller.....18.5	Woodyard.....114	
2013	Phillips.....10.0	Trevathan.....124	
2014	Miller.....14.0	B. Marshall.....110	
2015	Miller.....11.0	Trevathan.....110	
2016	Miller.....13.5	Davis.....97	
2017	Miller.....10.0	Marshall.....106	

BRONCOS ALL-TIME SERVICE RECORDS (REGULAR SEASON)

Most Seasons with Denver

16	John Elway, 1983-98
15	Jason Elam, 1993-2007
	Tom Nalen, 1994-2008
14	Tom Jackson, 1973-86
	Dennis Smith, 1981-94
13	Barney Chavous, 1973-85
	Paul Howard, 1973-75, '77-86
	Ken Lanier, 1981-92, '94
	Rod Smith, 1995-2007
	Bill Thompson, 1969-81
12	Tyrone Braxton, 1987-93, '95-99
	Billy Bryan, 1977-88
	Dwayne Carswell, 1994-2005
	Rubin Carter, 1975-86
	Karl Mecklenburg, 1983-94
	Riley Odums, 1972-83
	Shannon Sharpe, 1990-99, 2002-03
	Louis Wright, 1975-86

Most Games Played with Denver

236	Jason Elam, 1993-2007
234	John Elway, 1983-98
194	Tom Nalen, 1994-2008
191	Tom Jackson, 1973-86
187	Paul Howard, 1973-75, '77-86
184	Dennis Smith, 1981-94
183	Rod Smith, 1995-2007
182	Barney Chavous, 1973-85
180	Karl Mecklenburg, 1983-94
179	Bill Thompson, 1969-81

Most Consecutive Games Played with Denver

172	Simon Fletcher
	(1st in '85 through 16th in '95)
166	Ken Lanier
	(13th in '81 through 16th in '92)
156	Bill Thompson
	(1st in '71 through 16th in '81)

Most Consecutive Games Started with Denver

156	Bill Thompson
	(1st in '71 through 16th in '81)
140	Simon Fletcher
	(1st in '87 through 16th in '95)
131	Ken Lanier
	(9th in '84 through 16th in '92)

Most Games Started with Denver

231	John Elway, 1983-98
188	Tom Nalen, 1994-2008
178	Bill Thompson, 1969-81
177	Barney Chavous, 1973-85
	Tom Jackson, 1973-86
170	Dennis Smith, 1981-94
165	Ken Lanier, 1981-92, '94
163	Louis Wright, 1975-86
158	Rod Smith, 1995-2007
155	Steve Atwater, 1989-98

BRONCOS ALL-TIME RECORDS

INDIVIDUAL RECORDS — OFFENSE

TOTAL OFFENSE

MOST YARDS TOTAL OFFENSE

(COMBINED RUSHING AND PASSING YARDS)

Career

54,882	John Elway, 1983-98 (3,407/51,475)
17,057	Peyton Manning, 2012-15 (-55/17,112)
12,301	Jake Plummer, 2003-06 (670/11,631)
12,279	Brian Griese, 1998-2002 (516/11,763)
12,155	Craig Morton, 1977-82 (260/11,895)
9,447	Jay Cutler, 2006-08 (423/9,024)
8,620	Kyle Orton, 2009-11 (186/8,434)
7,651	Frank Tripucka, 1960-63 (-25/7,676)
7,607	Terrell Davis, 1995-2002 (7,607/0)
7,252	Charley Johnson, 1972-75 (14/7,238)

Season

5,446	Peyton Manning, 2013 (-31/5,477)
4,726	Jay Cutler, 2008 (200/4,526)
4,703	Peyton Manning, 2014 (-24/4,727)
4,665	Peyton Manning, 2012 (6/4,659)
4,291	Jake Plummer, 2004 (202/4,089)
4,183	John Elway, 1993 (153/4,030)
4,146	John Elway, 1995 (176/3,970)
4,144	John Elway, 1985 (253/3,891)
3,873	Kyle Orton, 2009 (71/3,802)
3,853	John Elway, 1997 (218/3,635)

Game

504	Plummer, vs. Atlanta, 10/31/04 (5/499)
487	Orton, vs. Indianapolis, 9/26/10 (11/476)
477	Manning, vs. Arizona, 10/5/14 (-2/479)
476	Cutler, at Cleveland, 11/6/08 (29/447)
460	Manning, vs. Baltimore, 9/5/13 (-2/462)
458	Frerotte, vs. San Diego, 11/19/00 (-4/462)
447	Orton, vs. Kansas City, 1/3/10 (16/431)
	Tripucka, at Buffalo, 9/15/62 (0/447)
445	C. Johnson, vs. Kansas City, 11/24/74 (0/445)
441	Manning, at New England, 11/2/14 (3/438)

MOST YARDS TOTAL OFFENSE BY A ROOKIE

(COMBINED RUSHING AND PASSING YARDS)

Season

1,897	Marlin Briscoe, 1968 (308/1,589)
1,816	Mickey Slaughter, 1963 (127/1,689)
1,809	John Elway, 1983 (146/1,663)
1,508	Clinton Portis, 2002 (1,508/0)
1,487	Mike Anderson, 2000 (1,487/0)

Game

368	Elway, vs. Baltimore, 12/11/83 (23/345)
335	Tebow, vs. Houston, 12/26/10 (27/308)
333	Briscoe, vs. Buffalo, 11/24/68 (0/333)
313	Choboian, vs. Miami, 12/4/66 (40/273)
305	Briscoe, at San Diego, 10/20/68 (68/237)

MOST TOTAL YARDS FROM SCRIMMAGE

(RUSHING AND RECEIVING)

Career

11,737	Rod Smith, 1995-2007 (348/11,389)
8,887	Terrell Davis, 1995-2002 (7,607/1,280)
8,741	Floyd Little, 1967-75 (6,323/2,418)
8,659	Demaryius Thomas, 2010-17 (6/8,653)
8,448	Shannon Sharpe, 1990-99, -02-03 (9/8,439)
6,892	Lionel Taylor, 1960-66 (20/6,872)
6,729	Sammy Winder, 1982-90 (5,427/1,302)
6,221	Ed McCaffrey, 1995-2003 (21/6,200)
6,131	Steve Watson, 1979-87 (19/6,112)
5,966	Riley Odoms, 1972-83 (211/5,755)

Season

2,225	Terrell Davis, 1998 (2,008/217)
2,037	Terrell Davis, 1997 (1,750/287)
1,905	Clinton Portis, 2003 (1,591/314)
1,872	Clinton Portis, 2002 (1,508/364)
1,848	Terrell Davis, 1996 (1,538/310)
1,812	Otis Armstrong, 1974 (1,407/405)
1,701	Rod Smith, 2000 (99/1,601)
1,656	Mike Anderson, 2000 (1,487/169)
1,619	Demaryius Thomas, 2014 (0/1,619)
1,586	Knowshon Moreno, 2013 (1,038/548)

Game

256	Anderson, at New Orleans, 12/3/00 (251/5)
254	Portis, vs. Kansas City, 12/7/03 (218/36)
246	Portis, vs. Arizona, 12/29/02 (228/18)
236	Davis, at Buffalo, 10/26/97 (207/29) (OT)
	Little, vs. Buffalo, 11/24/68 (71/165)
230	Moreno, at New England, 11/24/13 (224/6)
228	Davis, vs. Cincinnati, 9/21/97 (215/13)
226	D. Thomas, vs. Arizona, 10/5/14 (0/226)
220	Portis, at Kansas City, 10/5/03 (141/79)
217	Armstrong, vs. Pittsburgh, 9/22/74 (131/86) (OT)

MOST TOTAL YARDS FROM SCRIMMAGE BY A ROOKIE

(RUSHING AND RECEIVING)

Season

1,872	Clinton Portis, 2002 (1,508/364)
1,656	Mike Anderson, 2000 (1,487/169)
1,484	Terrell Davis, 1995 (1,117/367)
1,318	Olandis Gary, 1999 (1,159/159)
1,307	Bobby Humphrey, 1989 (1,151/156)

Game

256	M. Anderson, at New Orleans, 12/3/00 (251/5)
246	Portis, vs. Arizona, 12/29/02 (228/18)
209	M. Anderson, at Seattle, 11/26/00 (195/14)
205	Portis, vs. Kansas City, 12/15/02 (130/75)
199	Gary, vs. Seattle, 12/19/99 (183/16)

MOST COMBINED YARDAGE

(RUSHING/RECEIVING/RETURNS)

Career

12,488	Rod Smith, 1995-2007 (348/11,389/751)
12,173	Floyd Little, 1967-75 (6,323/2,418/3,432)
10,081	Rick Upchurch, 1975-83 (349/4,369/5,363)
9,057	Demaryius Thomas, 2010-17 (6/8,653/398)
8,880	Terrell Davis, 1995-2002 (7,607/1,280/-7)
8,448	Shannon Sharpe, 1990-99, -02-03 (9/8,439/0)
7,455	Vance Johnson, 1985-93, -95 (44/5,695/1,716)
6,895	Lionel Taylor, 1960-66 (20/6,872/3)
6,786	Sammy Winder, 1982-90 (5,427/1,302/57)
6,634	Otis Armstrong, 1973-80 (4,453/1,302/879)

Season

2,225	Terrell Davis, 1998 (2,008/217/0)
2,198	Otis Armstrong, 1974 (1,407/405/386)
2,080	Glyn Milburn, 1995 (266/191/1,623)
2,037	Terrell Davis, 1997 (1,750/287/0)
1,929	Rick Upchurch, 1975 (97/436/1,396)
1,922	Glyn Milburn, 1994 (201/549/1,172)
1,905	Clinton Portis, 2003 (1,591/314/0)
1,872	Clinton Portis, 2002 (1,508/364/0)
1,848	Terrell Davis, 1996 (1,538/310/0)
1,829	Eddie Royal, 2008 (109/980/740)

Game

404	Milburn, vs. Seattle, 12/10/95 (131/45/228)
295	Little, vs. Buffalo, 11/24/68 (71/165/59)
290	Swanson, at Kansas City, 10/18/87 (0/87/203)
289	Armstrong, vs. Pittsburgh, 9/22/74 (131/86/72)
284	Upchurch, vs. Kansas City, 9/21/75 (13/153/118)
271	Frazier, vs. Oakland, 10/15/61 (27/166/78)
256	M. Anderson, at New Orleans, 12/3/00 (251/5/0)
254	Portis, vs. Kansas City, 12/7/03 (218/36/0)
249	Royal, vs. Miami, 11/2/08 (0/69/180)
	Haynes, at Kansas City, 12/19/65 (53/82/114)
	* - NFL Record

INDIVIDUAL RECORDS — OFFENSE / RUSHING

MOST COMBINED YARDAGE BY A ROOKIE (RUSHING/RECEIVING/RETURNS)

Season

1,929	Rick Upchurch, 1975 (97/436/1,396)
1,872	Clinton Portis, 2002 (1,508/364/0)
1,829	Eddie Royal, 2008 (109/980/740)
1,757	Vance Johnson, 1985 (36/721/1,000)
1,656	Mike Anderson, 2000 (1,487/169/0)

Game

284	Upchurch, vs. Kansas City, 9/21/75 (13/153/118)
256	Anderson, at New Orleans, 12/3/00 (251/5/0)
249	Royal, vs. Miami, 11/2/08 (0/69/180)
246	Portis, vs. Arizona, 12/29/02 (228/18/0)
240	Upchurch, vs. Oakland, 11/2/75 (17/76/147)

RUSHING

MOST ATTEMPTS

Career

1,655	Terrell Davis, 1995-2002
1,641	Floyd Little, 1967-75
1,495	Sammy Winder, 1982-90
1,023	Otis Armstrong, 1973-80
865	Mike Anderson, 2000-05
845	Knowshon Moreno, 2009-13
774	John Elway, 1983-98
699	Jon Keyworth, 1974-80
693	C.J. Anderson, 2013-17
593	Bobby Humphrey, 1989-91

Season

392	Terrell Davis, 1998
369	Terrell Davis, 1997
345	Terrell Davis, 1996
297	Mike Anderson, 2000
296	Sammy Winder, 1984
294	Bobby Humphrey, 1989
290	Clinton Portis, 2003
288	Bobby Humphrey, 1990
284	Floyd Little, 1971
276	Olandis Gary, 1999

Game

42	Davis, at Buffalo, 10/26/97 (OT)
38	Droughns, at Oakland, 10/17/04
	Portis, vs. Cleveland, 12/14/03 (OT)
37	Moreno, at New England, 11/24/13
	M. Anderson, at New Orleans, 12/3/00
	Gary, vs. Green Bay, 10/17/99
34	Portis, at Oakland, 11/30/03
	Davis, at Kansas City, 11/16/97
	Humphrey, at Buffalo, 9/30/90
	Winder, at L.A. Raiders, 10/28/84 (OT)

MOST ATTEMPTS BY A ROOKIE

Season

297	Mike Anderson, 2000
294	Bobby Humphrey, 1989
276	Olandis Gary, 1999
273	Clinton Portis, 2002
247	Knowshon Moreno, 2009

Game

37	M. Anderson, at New Orleans, 12/3/00
	Gary, vs. Green Bay, 10/17/99
32	M. Anderson, at Oakland, 9/17/00
31	M. Anderson, vs. Atlanta, 9/10/00
	Humphrey, at L.A. Raiders, 12/3/89
	Humphrey, at Washington, 11/20/89

MOST RUSHING YARDS

Career

7,607	Terrell Davis, 1995-2002
6,323	Floyd Little, 1967-75
5,427	Sammy Winder, 1982-90
4,453	Otis Armstrong, 1973-80
3,822	Mike Anderson, 2000-05
3,468	Knowshon Moreno, 2009-13
3,407	John Elway, 1983-98
3,099	Clinton Portis, 2002-03
3,051	C.J. Anderson, 2013-17
2,653	Jon Keyworth, 1974-80

Season

2,008	Terrell Davis, 1998
1,750	Terrell Davis, 1997
1,591	Clinton Portis, 2003
1,538	Terrell Davis, 1996
1,508	Clinton Portis, 2002
1,487	Mike Anderson, 2000
1,407	Otis Armstrong, 1974
1,240	Reuben Droughns, 2004
1,202	Bobby Humphrey, 1990
1,199	Willis McGahee, 2011

Game

251	M. Anderson, at New Orleans, 12/3/00
228	Portis, vs. Arizona, 12/29/02
224	Moreno, at New England, 11/24/13
218	Portis, vs. Kansas City, 12/7/03
215	Davis, vs. Cincinnati, 9/21/97
208	Davis, at Seattle, 10/11/98
207	Davis, at Buffalo, 10/26/97 (OT)
195	M. Anderson, at Seattle, 11/26/00
194	Davis, vs. Baltimore, 10/20/96
193	Droughns, vs. Carolina, 10/10/04

MOST RUSHING YARDS BY A ROOKIE

Season

1,508	Clinton Portis, 2002
1,487	Mike Anderson, 2000
1,159	Olandis Gary, 1999
1,151	Bobby Humphrey, 1989
1,117	Terrell Davis, 1995

Game

251	M. Anderson, at New Orleans, 12/3/00
228	Portis, vs. Arizona, 12/29/02
195	M. Anderson, at Seattle, 11/26/00
187	M. Anderson, at Oakland, 9/17/00
185	Gary, at Detroit, 12/25/99

HIGHEST RUSHING AVERAGE

Career (min. 100 carries)

5.50	Clinton Portis, 2002-03 (563-3,099)
5.38	Tim Tebow, 2010-11 (165-887)
5.13	Selvin Young, 2007-08 (201-1,032)
4.94	Tatum Bell, 2004-06, '08 (525-2,591)
4.81	Vaughn Hebron, 1996-98 (107-515)
4.64	Willis McGahee, 2011-12 (416-1,930)
4.60	Terrell Davis, 1995-2002 (1,655-7,607)
4.53	C.J. Anderson, 2013-17 (522-2,367)
4.44	Gerald Willhite, 1982-88 (380-1,688)
4.44	Reuben Droughns, 2002-04 (285-1,265)
4.42	Mike Anderson, 2000-05 (865-3,822)

Season (min. 100 carries)

5.52	Clinton Portis, 2002 (273-1,508)
5.49	Clinton Portis, 2003 (290-1,591)
5.41	Tim Tebow, 2011 (122-660)
5.35	Correll Buckhalter, 2009 (120-642)
5.35	Otis Armstrong, 1974 (263-1,407)
5.32	Tatum Bell, 2005 (173-921)
5.21	Selvin Young, 2007 (140-729)
5.12	Terrell Davis, 1998 (392-2,008)
5.01	Mike Anderson, 2000 (297-1,487)
4.99	Floyd Little, 1969 (146-729)

INDIVIDUAL RECORDS — RUSHING / PASSING

HIGHEST RUSHING AVERAGE, CONT.

Game (min. 8 rushes)

12.25	Green, vs. Houston, 10/18/92 (8-98)
11.79	Portis, vs. Chicago, 11/23/03 (14-165)
11.00	Rolle, vs. Oakland, 10/2/60 (9-99)
10.75	T. Bell, at San Diego, 12/28/08 (8-86)
	Portis, at San Diego, 9/14/03 (12-129)
10.58	T. Bell, vs. Washington, 10/9/05 (12-127)
10.38	Joe, at Boston, 10/18/63 (8-83)
10.33	Dawkins, at Kansas City, 10/7/73 (9-93)
10.13	Young, at Indianapolis, 9/30/07 (8-81)
10.00	Weese, at Chicago, 12/12/76 (12-120)

HIGHEST RUSHING AVERAGE BY A ROOKIE

Season (min. 100 carries)

5.52	Clinton Portis, 2002 (273-1,508)
5.21	Selvin Young, 2007 (140-729)
5.01	Mike Anderson, 2000 (297-1,487)
4.71	Terrell Davis, 1995 (237-1,117)
4.66	Montee Ball, 2013 (120-559)

Game (min. 8 rushes)

10.38	Joe, at Boston, 10/18/63 (8-83)
10.13	Young, at Indianapolis, 9/30/07 (8-81)
9.87	Keyworth, at Oakland, 11/24/74 (15-148)
9.75	Tebow, at Oakland, 12/9/07 (8-78)
9.50	Portis, vs. Arizona, 12/29/02 (24-228)

MOST RUSHING TOUCHDOWNS

Career

60	Terrell Davis, 1995-2002
43	Floyd Little, 1967-75
39	Sammy Winder, 1982-90
36	Mike Anderson, 2000-05
33	John Elway, 1983-98
29	Clinton Portis, 2002-03
26	Knowshon Moreno, 2009-13
25	Otis Armstrong, 1973-80
22	Jon Keyworth, 1973-80
20	C.J. Anderson, 2013-17

Season

21	Terrell Davis, 1998
15	Clinton Portis, 2002
	Mike Anderson, 2000
	Terrell Davis, 1997
14	Clinton Portis, 2003
13	Terrell Davis, 1996
12	Mike Anderson, 2005
	Floyd Little, 1973
10	Knowshon Moreno, 2013
	Jon Keyworth, 1974

Game

5	Portis, vs. Kansas City, 12/7/03
	M. Anderson, at New Orleans, 12/3/00
3	14 times (last: C. Anderson, vs. Oakland, 12/28/14)

MOST RUSHING TOUCHDOWNS BY A ROOKIE

Season

15	Clinton Portis, 2002
	Mike Anderson, 2000
10	Jon Keyworth, 1974
8	Mike Bell, 2006
7	Knowshon Moreno, 2009
	Olandis Gary, 1999
	Terrell Davis, 1995
	Bobby Humphrey, 1989

Game

4	M. Anderson, at New Orleans, 12/3/00
3	Portis, vs. Kansas City, 12/15/02
	Keyworth, vs. Kansas City, 11/18/74
2	27 times (last: M. Ball, vs. Kansas City, 11/17/13)

MOST CONSECUTIVE GAMES SCORING BY RUSH

8	Terrell Davis, 1998
6	Terrell Davis, 1997-98 (last four, first two)
5	Mike Anderson, 2005
	Terrell Davis, 1997
	Sammy Winder, 1985

LONGEST SCORING RUN

82	Gene Mingo, vs. Oakland, 10/5/62
80	Mike Anderson, at Seattle, 11/26/00
	Floyd Little, at San Francisco, 10/25/70
72	Ronnie Hillman, vs. Minnesota, 10/4/15
	Javon Walker, at Pittsburgh, 11/5/06
	Joe Dawkins, at Kansas City, 10/7/73
71	Terrell Davis, vs. Baltimore, 10/20/96
68	Billy Joe, at Boston, 10/18/63
67	Tatum Bell, vs. Philadelphia, 10/30/05
	Gaston Green, vs. Houston, 10/18/92

LONGEST SCORING RUN BY A ROOKIE

80	Mike Anderson, at Seattle, 11/26/00
68	Billy Joe, at Boston, 10/18/63
60	Terrell Davis, at Houston, 11/26/95
51	Clinton Portis, vs. Kansas City, 12/15/02
45	Olandis Gary, at Detroit, 12/25/99
	Fred Bukaty, vs. Buffalo, 11/19/61

LONGEST NON-SCORING RUN

71	Eddie Royal, vs. Buffalo, 12/21/08
	Olandis Gary, vs. Seattle, 12/19/99
70	Terrell Davis, at Seattle, 10/11/98
68	Tatum Bell, vs. New England, 10/16/05
	Henry Bell, vs. Los Angeles, 10/16/60
64	Jusitn Forsett, vs. Oakland, 1/1/17
63	Jim Krieg, vs. San Diego, 12/10/72
	Bob Scarpitto, at San Diego, 10/30/66
62	Lonnie Perrin, vs. Baltimore, 11/27/77
60	Olandis Gary, at New England, 10/24/99

LONGEST NON-SCORING RUN BY A ROOKIE

71	Eddie Royal, vs. Buffalo, 12/21/08
	Olandis Gary, vs. Seattle, 12/19/99
68	Henry Bell, vs. Los Angeles, 10/16/60
63	Jim Krieg, vs. San Diego, 12/10/72

PASSING

WINNING PERCENTAGE AS A STARTING QUARTERBACK

(min. 25 starts)

46-12 (.793)	Peyton Manning, 2012-15
39-15 (.722)	Jake Plummer, 2003-06
148-82-1 (.643)	John Elway, 1983-98
41-23 (.641)	Craig Morton, 1977-82
27-24 (.529)	Brian Griese, 1998-2002
20-18-3 (.524)	Charley Johnson, 1972-75
17-20 (.459)	Jay Cutler, 2006-08
14-17 (.452)	Steve Ramsey, 1971-76
12-22 (.353)	Kyle Orton, 2009-11
13-25-1 (.346)	Frank Tripucka, 1960-63

MOST PASSING YARDS

Career

51,475	John Elway, 1983-98
17,112	Peyton Manning, 2012-15
11,895	Craig Morton, 1977-82
11,763	Brian Griese, 1998-2002
11,631	Jake Plummer, 2003-06
9,024	Jay Cutler, 2006-08
8,434	Kyle Orton, 2009-11
7,676	Frank Tripucka, 1960-63
7,238	Charley Johnson, 1972-75
6,437	Steve Ramsey, 1971-76

Season

5,477	Peyton Manning, 2013
4,727	Peyton Manning, 2014
4,659	Peyton Manning, 2012
4,526	Jay Cutler, 2008
4,089	Jake Plummer, 2004
4,030	John Elway, 1993
3,970	John Elway, 1995
3,891	John Elway, 1985
3,802	Kyle Orton, 2009
3,653	Kyle Orton, 2010

* - NFL Record

INDIVIDUAL RECORDS — PASSING

MOST PASSING YARDS, CONT.

Game	
499	Plummer, vs. Atlanta, 10/31/04 (31-55)
479	Manning, vs. Arizona, 10/5/14 (31-47)
476	Orton, vs. Indianapolis, 9/26/10 (37-57)
462	Manning, vs. Baltimore, 9/5/13 (27-42)
	Frerotte, vs. San Diego, 11/19/00 (36-58)
447	Cutler, at Cleveland, 11/6/08 (24-42)
	Trippucka, at Buffalo, 9/15/62 (29-56)
445	C. Johnson, vs. Kansas City, 11/18/74 (28-42)
438	Manning, at New England, 11/2/14 (34-57)
432	Elway, at Seattle, 12/20/85 (24-42)

MOST PASSING YARDS BY A ROOKIE

Season	
1,689	Mickey Slaughter, 1963
1,663	John Elway, 1983
1,589	Marlin Briscoe, 1968
1,110	Max Choboian, 1966
1,001	Jay Cutler, 2006

Game	
345	Elway, vs. Baltimore, 12/11/83 (23-34)
335	Briscoe, vs. Buffalo, 11/24/68 (12-29)
308	Tebow, vs. Houston, 12/26/10 (16-29)
298	Slaughter, at Oakland, 12/15/63 (20-35)
284	Elway, vs. Cleveland, 12/4/83 (16-24)

MOST ATTEMPTS

Career	
7,250	John Elway, 1983-98
2,170	Peyton Manning, 2012-15
1,678	Brian Griese, 1998-2002
1,596	Jake Plummer, 2003-06
1,594	Craig Morton, 1977-82
1,277	Frank Tripucka, 1960-63
1,220	Jay Cutler, 2006-08
1,194	Kyle Orton, 2009-11
970	Charley Johnson, 1972-75
919	Steve Ramsey, 1971-76

Season	
659	Peyton Manning, 2013
616	Jay Cutler, 2008
605	John Elway, 1985
597	Peyton Manning, 2014
583	Peyton Manning, 2012
551	John Elway, 1993
542	John Elway, 1995
541	Kyle Orton, 2009
521	Jake Plummer, 2004
504	John Elway, 1986

Game

59	Manning, vs. Tennessee, 12/8/13
	Elway, at Green Bay, 10/10/93
58	Frerotte, vs. San Diego, 11/19/00
57	Orton, vs. Indianapolis, 9/26/10
	Manning, at New England, 11/2/14
56	Orton, vs. Kansas City, 1/3/10
	Trippucka, at Buffalo, 9/15/62
55	Plummer, vs. Atlanta, 10/31/04
54	Manning, at St. Louis, 11/16/14
53	Griese, at Baltimore, 9/30/02
	Slaughter, at Houston, 12/20/64

MOST ATTEMPTS BY A ROOKIE

Season	
259	John Elway, 1983
224	Marlin Briscoe, 1968
223	Mickey Slaughter, 1963
137	Jay Cutler, 2006
121	Tommy Maddox, 1992

Game

44	Elway, vs. Baltimore, 12/11/83
36	Tebow, vs. San Diego, 1/2/11
35	Lynch, vs. Atlanta, 10/9/16
34	Elway, at Kansas City, 12/18/83
33	Elway, vs. Philadelphia, 9/18/83

MOST COMPLETIONS

Career	
4,123	John Elway, 1983-98
1,443	Peyton Manning, 2012-15
1,044	Brian Griese, 1998-2002
944	Jake Plummer, 2003-06
907	Craig Morton, 1977-82
762	Jay Cutler, 2006-08
720	Kyle Orton, 2009-11
662	Frank Tripucka, 1960-63
517	Charley Johnson, 1972-75
495	Trevor Siemian, 2015-17

Season

450	Peyton Manning, 2013
400	Peyton Manning, 2012
395	Peyton Manning, 2014
384	Jay Cutler, 2008
348	John Elway, 1993
336	Kyle Orton, 2009
327	John Elway, 1985
316	John Elway, 1995
307	John Elway, 1994
303	Jake Plummer, 2004

Game

39	Manning, vs. Tennessee, 12/8/13
37	Orton, vs. Indianapolis, 9/26/10
36	Cutler, vs. San Diego, 9/14/08
	Frerotte, vs. San Diego, 11/19/00
	Elway, vs. San Diego, 9/4/94
35	Siemian, at Tennessee, 12/11/16
	Osweller, vs. Oakland, 12/13/15
	Orton, at Tennessee, 10/3/10
	Orton, vs. New England, 10/11/09
	Griese, at Baltimore, 9/30/02
34	Griese, vs. Oakland, 11/11/02
	Slaughter, at Houston, 12/20/64
	Manning, at New England, 11/2/14
	Manning, at St. Louis, 11/16/14

MOST COMPLETIONS BY A ROOKIE

Season	
123	John Elway, 1983
112	Mickey Slaughter, 1963
93	Marlin Briscoe, 1968
81	Jay Cutler, 2006
66	Tommy Maddox, 1992

Game

23	Lynch, vs. Atlanta, 10/9/16
	Elway, vs. Baltimore, 12/11/83
21	Cutler, vs. San Francisco, 12/31/06 (OT)
	Cutler, at Arizona, 12/17/06
18	Maddox, at L.A. Raiders, 11/22/92
	Elway, vs. Philadelphia, 9/18/83

HIGHEST COMPLETION PERCENTAGE

Career (min. 100 passes)	
.665	Peyton Manning, 2012-15 (1,443-2,170)
.626	Hugh Millen, 1994-95 (107-171)
.625	Jay Cutler, 2006-08 (762-1,220)
.622	Brian Griese, 1998-2002 (1,044-1,678)
.617	Paxton Lynch, 2016-17 (79-128)
.603	Kyle Orton, 2009-11 (720-1,194)
.600	Gus Frerotte, 2000-01 (168-280)
	Bubby Brister, 1997-99 (96-160)
.613	Brook Osweiler, 2012-15, '17 (283-477)
.593	Trevor Siemian, 2015-17 (495-835)

INDIVIDUAL RECORDS — PASSING

HIGHEST COMPLETION PERCENTAGE, CONT.

Season (min. 50 passes)

.686	Peyton Manning, 2012 (400-583)
.683	Peyton Manning, 2013 (450-659)
.667	Brian Griese, 2002 (291-436)
.662	Peyton Manning, 2014 (395-597)
.643	Brian Griese, 2000 (216-336)
.636	Jay Cutler, 2007 (297-467)
.632	Norris Weese, 1978 (55-87)
.632	John Elway, 1993 (348-551)
.626	Jake Plummer, 2003 (189-302)
.623	Jay Cutler, 2008 (384-616)

Game (min. 10 passes)

.944	Morton, vs. San Diego, 9/27/81 (17-18)
.917	Elway, at L.A. Raiders, 11/2/86 (11-12)
.893	Manning, at Oakland, 12/29/13 (25-28)
.865	Manning, vs. Oakland, 9/23/13 (32-37)
.864	Morton, vs. Kansas City, 12/20/78 (19-22)
.846	Manning, vs. San Francisco, 10/19/14 (22-26)
.842	Elway, vs. Minnesota, 11/18/84 (16-19)
.833	Ramsey, vs. Cleveland, 10/19/75 (10-12)

HIGHEST COMPLETION PERCENTAGE BY A ROOKIE

Season (min. 50 passes)

.591	Jay Cutler, 2006 (81-137)
.590	Paxton Lynch, 2016 (49-83)
.540	Tommy Maddox, 1992 (66-121)
.502	Mickey Slaughter, 1963 (112-223)
.500	Tim Tebow, 2010 (41-82)

MOST TOUCHDOWN PASSES

Career

300	John Elway, 1983-98
140	Peyton Manning, 2012-15
74	Craig Morton, 1977-82
71	Jake Plummer, 2003-06
	Brian Griese, 1998-2002
54	Jay Cutler, 2006-08
52	Charley Johnson, 1972-75
51	Frank Tripucka, 1960-63
49	Kyle Orton, 2009-11
38	Steve Tensi, 1967-70

Season

*55	Peyton Manning, 2013
39	Peyton Manning, 2014
37	Peyton Manning, 2012
27	Jake Plummer, 2004
	John Elway, 1997
26	John Elway, 1996
	John Elway, 1995
25	Jay Cutler, 2008
	John Elway, 1993
24	Frank Tripucka, 1960

* - NFL Record

Game

*7	Manning, vs. Baltimore, 9/5/13
5	Manning, at Kansas City, 12/1/13
	Frerotte, vs. San Diego, 11/19/00
	Elway, vs. Minnesota, 11/18/84
	Tripucka, vs. Buffalo, 10/28/62
	Manning at Oakland, 11/9/14
4	35 times (last: Siemian, vs. Dallas, 9/17/17)

* - NFL Record (tie)

MOST TOUCHDOWN PASSES BY A ROOKIE

Season

14	Marlin Briscoe, 1968
13	Mickey Slaughter, 1963
9	Jay Cutler, 2006
7	John Elway, 1983
5	Tim Tebow, 2010
	Tommy Maddox, 1992

Game

4	Elway, vs. Baltimore, 12/11/83
	Briscoe, vs. Buffalo, 11/24/68
3	Maddox, vs. Dallas, 12/6/92; Briscoe, vs. San Diego, 12/1/68; Briscoe, at San Diego, 10/20/68

MOST INTERCEPTIONS THROWN

Career

226	John Elway, 1983-98
85	Frank Tripucka, 1960-63
65	Craig Morton, 1977-82
58	Steve Ramsey, 1971-76
53	Brian Griese, 1998-2002
	Peyton Manning, 2012-15
52	Charley Johnson, 1972-75
47	Jake Plummer, 2003-06
45	Steve Tensi, 1967-70
38	Mickey Slaughter, 1963-66

Season

34	Frank Tripucka, 1960
25	Frank Tripucka, 1962
23	John Elway, 1985
22	George Herring, 1961
21	Frank Tripucka, 1961
20	Jake Plummer, 2004
	Jacky Lee, 1964
19	Brian Griese, 2001
	John Elway, 1988
	Craig Morton, 1979

Game

6	Horn, at Green Bay, 9/26/71
	Herring, at Houston, 11/26/61
5	Nine times (last: Elway, vs. Kansas City, 12/14/85)

MOST INTERCEPTIONS THROWN BY A ROOKIE

Season

15	Mickey Slaughter, 1963
14	John Elway, 1983
13	Marlin Briscoe, 1968
9	Tommy Maddox, 1992
5	Jay Cutler, 2006

Game

5	Slaughter, vs. Houston, 10/13/63
4	Five times (last: Maddox, vs. Dallas, 12/6/92)

BEST INTERCEPTION AVOIDANCE PERCENTAGE

Career (min. 100 passes)

.018	Hugh Miller, 1994-95 (3-171)
.020	Brock Osweiler, 2012-15, '17 (11-3477)
.023	Kyle Orton, 2009-11 (28-1,194)
.024	Peyton Manning, 2012-15 (53-2,170)
.025	Tim Tebow, 2010-11 (9-353)
.029	Gus Frerotte, 2000-01 (8-280)
.029	Trevor Siemian, 2015-17 (24-835)
.029	Jake Plummer, 2003-06 (47-1,596)
.030	Jay Cutler, 2006-08 (37-1,220)
.031	John Elway, 1983-98 (226-7,250)

Season (min. 50 passes)

.012	Paxton Lynch, 2016 (1-83)
.012	Brian Griese, 2000 (4-336)
.012	Chris Miller, 1999 (1-81)
.013	Gary Kubiak, 1984 (1-75)
.015	Peyton Manning, 2013 (10-659)
.015	Jake Plummer, 2005 (7-456)
.018	Kyle Orton, 2010 (9-498)
.018	John Elway, 1993 (10-551)
.019	Peyton Manning, 2012 (11-583)
.020	John Elway, 1994 (10-494)

HIGHEST AVERAGE GAIN PER ATTEMPT

Career (min. 100 passes)

7.89	Peyton Manning, 2012-15 (2,170-17,112)
7.52	Norris Weese, 1976-79 (251-1,887)
7.46	Craig Morton, 1977-82 (1,594-11,895)
7.46	Charley Johnson, 1972-75 (970-7,238)
7.44	Gus Frerotte, 2000-01 (280-2,084)
7.40	Jay Cutler, 2006-08 (1,220-9,024)
7.30	Steve Beuerlein, 2002-03 (180-1,314)
7.29	Jake Plummer, 2003-06 (1,596-11,631)
7.12	George Shaw, 1962 (110-783)
7.10	John Elway, 1983-98 (7,250-51,475)

INDIVIDUAL RECORDS — PASSING

Season (min. 50 passes)

8.65	Jacky Lee, 1965 (80-692)
8.50	Craig Morton, 1981 (376-3,195)
8.31	Peyton Manning, 2013 (659-5,477)
8.31	Norris Weese, 1978 (87-723)
8.07	Charley Johnson, 1974 (244-1,969)
8.00	Brian Griese, 2000 (336-2,688)
7.99	Peyton Manning, 2012 (583-4,659)
7.98	Tim Tebow, 2010 (82-654)
7.92	Peyton Manning, 2014 (597-4,727)
7.91	Steve Beuerlein, 2002 (117-925)

Game (min. 12 passes)

17.11	Morton, vs. San Diego, 9/27/81 (18-308)
16.45	Johnson, vs. Kansas City, 9/21/75 (20-329)
15.70	Morton, vs. Detroit, 10/11/81 (18-283)
14.00	Plummer, at Indianapolis, 12/21/03 (17-238)
13.67	Tensi, vs. Boston, 9/14/69 (15-205)

HIGHEST AVERAGE GAIN PER ATTEMPT BY A ROOKIE

Season (min. 50 passes)

7.98	Tim Tebow, 2010 (82-654)
7.57	Mickey Slaughter, 1963 (223-1,689)
7.31	Jay Cutler, 2006 (137-1,001)
7.09	Marlin Briscoe, 1968 (224-1,589)
6.42	John Elway, 1983 (259-1,663)
6.26	Tommy Maddox, 1992 (121-757)

HIGHEST AVERAGE GAIN PER COMPLETION

Career (min. 100 passes)

14.81	Steve Tensi, 1967-70 (348-5,153)
14.27	Tim Tebow, 2010-11 (167-2,383)
14.12	Steve Ramsey, 1971-76 (456-6,437)
14.00	Charley Johnson, 1972-75 (517-7,238)
13.48	John McCormick, 1963-68 (207-2,791)
13.20	Norris Weese, 1976-79 (143-1,887)
13.11	Craig Morton, 1977-82 (907-11,895)
13.01	Jacky Lee, 1964-65 (177-2,303)
13.01	Steve Beuerlein, 2002-03 (101-1,314)
12.72	George Herring, 1960-61 (102-1,297)

Season (min. 50 passes)

17.94	John Huftnagel, 1975 (16-287)
17.09	Marlin Briscoe, 1968 (93-1,589)
16.15	Steve Ramsey, 1972 (65-1,050)
15.98	George Shaw, 1962 (49-783)
15.95	Tim Tebow, 2010 (41-654)
15.73	Jacky Lee, 1965 (44-692)
15.71	Charley Johnson, 1975 (65-1,021)
15.19	Steve Tensi, 1969 (131-1,990)
15.09	Steve Ramsey, 1976 (128-1,931)
15.08	Mickey Slaughter, 1963 (112-1,689)

Game (min. 12 passes)

27.92	Briscoe, vs. Buffalo, 11/24/68 (12-335)
27.42	Johnson, vs. Kansas City, 9/21/75 (12-329)
25.23	McCormick, at Buffalo, 12/18/66 (13-328)
23.90	Breaux, vs. Buffalo, 11/3/63 (10-239)
23.73	Ramsey, vs. Houston, 9/17/73 (11-261)

HIGHEST PASSER RATING

Career (min. 100 passes)

101.7	Peyton Manning, 2012-15 (2,170 att.)
87.1	Jay Cutler, 2006-08 (1,220 att.)
86.5	Bubba Brister, 1997-99 (160 att.)
85.7	Kyle Orton, 2009-11 (1,194 att.)
85.5	Gus Frerotte, 2000-01 (280 att.)
84.3	Jake Plummer, 2003-06 (1,596 att.)
84.1	Brian Griese, 1998-2002 (1,678 att.)
81.2	Brooks Osweiler, 2012-15, -'17 (477 att.)
79.9	John Elway, 1983-98 (7,250 att.)
79.9	Trevor Siemian, 2016 (835 att.)

Season (min. 50 passes)

115.1	Peyton Manning, 2013 (659 att.)
105.8	Peyton Manning, 2012 (583 att.)
102.9	Brian Griese, 2000 (336 att.)
101.5	Peyton Manning, 2014 (597 att.)
99.0	Bubba Brister, 1998 (131 att.)
93.0	John Elway, 1998 (356 att.)
92.8	John Elway, 1993 (551 att.)
91.2	Jake Plummer, 2003 (302 att.)
90.5	Craig Morton, 1981 (376 att.)
90.2	Jake Plummer, 2005 (456 att.)

HIGHEST PASSER RATING BY A ROOKIE

Season (min. 50 passes)

88.5	Jay Cutler, 2006
82.1	Tim Tebow, 2010
79.2	Paxton Lynch, 2016
73.5	Ken Karcher, 1987
71.4	Don Breaux, 1963

MOST CONSECUTIVE GAMES WITH A TOUCHDOWN PASS

44	Manning, 2012-14
23	Griese, 2001-02 (15 games in 2001; did not play in one game, first eight of 2002)
17	Orton, 2009-10 (last 6 games of 20, first 11 of 2010)
15	Elway, 1995-96 (last 12 games of 1995, first three of 1996)
13	Elway, 1985-86 (last 7 games of 1985, first 6 of 1986)
12	Elway, 1992-93 (last game of 1992, first 11 games of 1993)
11	Cutler, 2007-08 (last game of 2007, first 10 games of 2008)
10	Elway, 1996 (5th through 15th; did not play in one game)
	Johnson, 1973-74 (last 8 games of 1973, first 2 games of 1974)
9	Six times (last: Cutler, 2006-07 (last 5 games of 2006, first 4 games of 2007))

MOST CONSECUTIVE COMPLETIONS

20	Millen, last 7 at L.A. Raiders, 12/11/94 and first 13 at S.F., 12/17/94
18	DeBerg, at L.A. Rams (17), 12/12/82 and vs. Kansas City (1), 12/19/82
17	Griese, at Arizona, 9/23/01
16	Plummer, vs. Detroit, 9/28/03 and Morton, vs. Kansas City, 12/10/78
15	Manning, vs. Oakland, 9/23/13
14	Elway, vs. Seattle (5), 11/2/97 and vs. Carolina (9), 11/9/97
13	Manning, at San Diego, 10/15/12 and Manning, at Carolina, 11/11/12
12	Manning, at Oakland, 12/29/13
	Griese, at San Diego, 10/8/00

MOST CONSECUTIVE PASSES WITHOUT AN INTERCEPTION

229	Plummer, 2005 (2nd through 11th)
226	Manning, 2012-13 (15th game in 2012 through 5th game in 2013)
190	Elway, 1997 (8th through 14th)
176	Manning, 2012 (2nd through 6th)
136	Elway, 1990-91 (15th game in 1990 through 4th game in 1991)

LONGEST SCORING PASS

97	George Shaw to Jerry Tarr, at Boston, 9/21/62
96	Frank Tripucka to Al Frazier, at Buffalo, 9/15/62
95	Craig Morton to Steve Watson, vs. Detroit, 10/11/81
93	Jay Cutler to Eddie Royal, at Cleveland, 11/6/08
	Craig Morton to Steve Watson, vs. San Diego, 9/27/81
90	Charley Johnson to Rick Upchurch, vs. Kansas City, 9/21/75
	John McCormick to Bob Scarpitto, vs. Houston, 10/17/65
87	Kyle Orton to Brandon Stokley, at Cincinnati, 9/13/09
	Frank Tripucka to Al Frazier, vs. San Diego, 11/12/61
86	Peyton Manning to Demaryius Thomas vs. Arizona, 10/5/14

INDIVIDUAL RECORDS — PASSING / RECEIVING

LONGEST NON-SCORING PASS

88	Brian Griese to Byron Chamberlain, vs. Green Bay, 10/17/99
86	John Elway to Vance Johnson, vs. L.A. Raiders, 9/26/88
	Craig Morton to Steve Watson, vs. Kansas City, 12/6/81
78	John Elway to Rod Smith, vs. Kansas City, 8/31/97
77	Peyton Manning to Demaryius Thomas at Kansas City, 12/1/13

LONGEST COMPLETION BY A ROOKIE

81	Arthur Marshall (WR) to Cedric Tillman, vs. Dallas, 12/6/92 (TD)
78	Gary Kubiak to Steve Watson, vs. Seattle, 11/20/83 (TD)
74	Mickey Slaughter to Bill Groman, at Buffalo, 11/9/63
71	Jay Cutler to Brandon Marshall, vs. Seattle, 12/3/06 (TD)
54	Jay Cutler to Javon Walker, at Arizona, 12/17/06 (TD)

RECEIVING

MOST RECEPTIONS

Career

849	Rod Smith, 1995-2007
675	Shannon Sharpe, 1990-99, '02-03
629	Demaryius Thomas, 2010-17
543	Lionel Taylor, 1960-66
462	Ed McCaffrey, 1995-2003
415	Vance Johnson, 1985-93, '95
396	Riley Odoms, 1972-83
353	Steve Watson, 1979-87
327	Brandon Marshall, 2006-09
303	Emmanuel Sanders, 2014-17

Season

113	Rod Smith, 2001
111	Demaryius Thomas, 2014
105	Demaryius Thomas, 2015
104	Brandon Marshall, 2008
102	Brandon Marshall, 2007
101	Brandon Marshall, 2009
	Ed McCaffrey, 2000
	Emmanuel Sanders, 2014
100	Rod Smith, 2000
	Lionel Taylor, 1961

Game

*21	Marshall, at Indianapolis, 12/13/09
18	Marshall, vs. San Diego, 9/14/08
14	Gaffney, vs. Kansas City, 1/3/10
	R. Smith, at Arizona, 9/23/01
13	R. Smith, vs. New England, 10/1/00
	Sharpe, vs. San Diego, 10/6/96
	B. Anderson, vs. Chicago, 9/30/73
	Taylor, vs. Oakland, 11/29/64
12	Gaffney, vs. Indianapolis, 9/26/10
	Sharpe, at Kansas City, 10/20/02 (OT)
	Taylor, at Boston, 9/21/62

* - NFL Record

MOST RECEPTIONS BY A ROOKIE

Season

91	Eddie Royal, 2008
51	Vance Johnson, 1985
49	Terrell Davis, 1995
38	Mark Jackson, 1986
	Glyn Milburn, 1993

Game

11	Royal, at San Diego, 12/28/08
9	Royal, at New England, 10/20/08
	Royal, at Kansas City, 9/28/08
	Royal, at Oakland, 9/8/08
8	Three times (last: Thomas, vs. Seattle, 9/19/10)

MOST RECEIVING YARDS

Career

11,389	Rod Smith, 1995-2007
8,653	Demaryius Thomas, 2010-17
8,439	Shannon Sharpe, 1990-99, '02-03
6,872	Lionel Taylor, 1960-66
6,200	Ed McCaffrey, 1995-2003
6,112	Steve Watson, 1979-87
5,755	Riley Odoms, 1972-83
5,695	Vance Johnson, 1985-93, '95
5,450	Haven Moses, 1972-81
4,746	Mark Jackson, 1986-92

Season

1,619	Demaryius Thomas, 2014
1,602	Rod Smith, 2000
1,448	Brandon Lloyd, 2010
1,434	Demaryius Thomas, 2012
1,430	Demaryius Thomas, 2013
1,404	Emmanuel Sanders, 2014
1,343	Rod Smith, 2001
1,325	Brandon Marshall, 2007
1,317	Ed McCaffrey, 2000
1,304	Demaryius Thomas, 2015

Game

226	D. Thomas, vs. Arizona, 10/5/14
214	Sharpe, at Kansas City, 10/20/02 (OT)
213	Gaffney, vs. Kansas City, 1/3/10
208	R. Smith, vs. Atlanta, 10/31/04
200	Marshall, at Indianapolis, 12/13/09
199	Taylor, vs. Buffalo, 11/27/60
187	R. Smith, vs. San Diego, 11/19/00
183	Watson, at L.A. Rams, 12/12/82
182	Watson, vs. Detroit, 10/11/81
181	Sanders at Pittsburgh, 12/20/15

MOST RECEIVING YARDS BY A ROOKIE

Season

980	Eddie Royal, 2008
738	Mark Jackson, 1986
721	Vance Johnson, 1985
525	Ashley Lelie, 2002
493	Arthur Marshall, 1992

Game

164	Royal, at Cleveland, 11/6/08
153	Upchurch, vs. Kansas City, 9/21/75
152	Tarr, at Boston, 9/21/62
146	Royal, at Oakland, 9/8/08
134	A. Marshall, vs. N.Y. Jets, 11/8/92

MOST TOUCHDOWN RECEPTIONS

Career

68	Rod Smith, 1995-2007
57	Demaryius Thomas, 2010-17
55	Shannon Sharpe, 1990-99, '02-03
46	Ed McCaffrey, 1995-2003
44	Haven Moses, 1972-81
	Lionel Taylor, 1960-66
41	Riley Odoms, 1972-81
37	Vance Johnson, 1985-93, '95
36	Steve Watson, 1979-87
33	Eric Decker, 2010-13
32	Al Denson, 1964-70

Season

14	Demaryius Thomas, 2013
	Anthony Miller, 1995
13	Eric Decker, 2012
	Steve Watson, 1981
12	Rod Smith, 1997
	Lionel Taylor, 1960
	Julius Thomas, 2013
	Julius Thomas, 2014
11	Eric Decker, 2013
	Brandon Lloyd, 2010
	Rod Smith, 2001
	Al Denson, 1967
	D. Thomas, 2014

INDIVIDUAL RECORDS — RECEIVING / PUNTING

Game

- 4 Decker, at Kansas City, 12/1/13
3 15 times (last: D. Thomas, vs. Miami, 11/23/14)

MOST TOUCHDOWN RECEPTIONS BY A ROOKIE

Season

- 5 Eddie Royal, 2008
4 Tony Scheffler, 2006
Rick Massie, 1987
3 Glyn Milburn, 1993
Melvin Bratton, 1989
Vance Johnson, 1985
Clarence Kay, 1984
Clint Sampson, 1983
Billy Van Heusen, 1968
2 Six times (last: Demaryius Thomas, 2010)

Game

- 2 Scheffler, at San Diego, 12/10/06
Sampson, vs. Cleveland, 12/4/83
1 Many (last: Booker, vs. Oakland, 1/1/17)

HIGHEST AVERAGE GAIN PER RECEPTION

Career (min. 50 receptions)

- 20.5 Bill Van Heusen, 1968-76 (82-1,684)
18.0 Haven Moses, 1972-81 (302-5,450)
17.9 Ashley Lelie, 2002-05 (168-3,007)
17.8 Brandon Lloyd, 2009-11 (104-1,848)
17.4 Al Frazier, 1961-63 (58-1,010)
17.3 Steve Watson, 1979-1987 (353-6,112)
17.2 Mark Jackson, 1986-92 (276-4,746)
16.8 Bob Scarpitto, 1962-67 (145-2,439)
16.8 Mike Haffner, 1968-70 (59-991)
16.8 Jack Dolbin, 1975-79 (94-1,576)

Season (min. 20 receptions)

- 22.0 Bob Scarpitto, 1963 (21-463)
20.7 Steve Watson, 1981 (60-1,244)
20.3 Ricky Nattiel, 1987 (31-630)
20.1 Al Denson, 1966 (36-725)
20.1 Haven Moses, 1974 (37-744)
20.1 Ashley Lelie, 2004 (54-1,084)
20.0 Haven Moses, 1977 (27-539)
19.9 Haven Moses, 1976 (25-498)
19.5 Al Denson, 1967 (46-899)
19.4 Mark Jackson, 1986 (38-738)

Game (min. 4 receptions)

- 41.3 Little, vs. Buffalo, 11/24/68 (4-165)
38.0 Tarr, at Boston, 9/21/62 (4-152)
36.4 Watson, vs. Detroit, 10/11/81 (5-182)
36.0 D. Thomas, at Minnesota, 12/4/11 (4-144)
33.5 Scarpitto, vs. Houston, 10/13/63 (4-134)

HIGHEST AVERAGE GAIN PER RECEPTION BY A ROOKIE

Season (min. 20 receptions)

- 20.3 Ricky Nattiel, 1987 (31-630)
19.4 Mark Jackson, 1986 (38-738)
19.1 Jack Dolbin, 1975 (22-421)
19.0 Arthur Marshall, 1992 (26-493)
16.2 John Embree, 1969 (29-469)

Game (min. 4 receptions)

- 38.0 Tarr, at Boston, 9/21/62 (4-152)
30.5 Haffner, vs. Kansas City, 12/14/68 (4-122)
29.5 Nattiel, at San Diego, 11/29/87 (4-118)
27.3 Royal, at Cleveland, 11/6/08 (6-164)
26.8 A. Marshall, vs. N.Y. Jets, 11/8/92 (5-134)

MOST CONSECUTIVE GAMES WITH A TOUCHDOWN CATCH

- 7 Riley Odoms, 1973
6 Wes Welker, 2013
Anthony Miller, 1995
Vance Johnson, 1987
Al Denson, 1969
Lionel Taylor, 1960-61 (last 4 games of 1960, first 2 of '61)
5 Eric Decker, 2012
Steve Watson, 1981
Julius Thomas, 2014
4 Five times (last: Brandon Lloyd, 2010)

MOST CONSECUTIVE GAMES WITH A RECEPTION

- 124 Rod Smith, 1999-2006
98 Demaryius Thomas, 2011-17
68 Ed McCaffrey, 1997-2003
62 Lionel Taylor, 1960-64
60 Shannon Sharpe, 1995-99
53 Brandon Marshall, 2006-09
49 Steve Watson, 1983-86
47 Mark Jackson, 1989-92
41 Anthony Miller, 1994-96
Riley Odoms, 1976-79

LONGEST RECEPTION BY A ROOKIE

- 97 Jerry Tarr (from George Shaw), at Boston, 9/21/62 (TD)
93 Eddie Royal (from Jay Cutler), at Cleveland, 11/6/08 (TD)
90 Rick Upchurch (from Charley Johnson), vs. Kansas City, 9/21/75 (TD)
82 Al Denson (from Jacky Lee), at Kansas City, 11/1/64 (TD)
81 Cedric Tillman (from Arthur Marshall), vs. Dallas, 12/6/92 (TD)

PUNTING

MOST PUNTS

Career

- 641 Tom Rouen, 1993-2002
574 Bill Van Heusen, 1968-76
472 Britton Colquitt, 2010-15
377 Luke Prestridge, 1979-83
374 Mike Horan, 1986-92
248 Bob Scarpitto, 1962-67
218 Chris Norman, 1984-86
204 Jim Fraser, 1962-64
186 Bucky Dilts, 1977-78
162 Riley Dixon, 2016-17

Season

- 105 Bob Scarpitto, 1967
101 Britton Colquitt, 2011
96 Chris Norman, 1984
92 Bucky Dilts, 1978
92 Chris Norman, 1985
90 Bucky Dilts, 1977
89 Riley Dixon, 2016
88 Luke Prestridge, 1979
88 Bill Van Heusen, 1968
87 Luke Prestridge, 1983
Bill Van Heusen, 1970

Game

- 12 Prestridge, at Buffalo, 10/25/81
Van Heusen, vs. Cincinnati, 10/6/68
Scarpitto, at Oakland, 9/19/67
11 Dixon, at Jacksonville, 12/4/17
Rodriguez, vs. Seattle, 11/30/92 (OT)
Norman, vs. Seattle, 10/20/85 (OT)
Scarpitto, vs. Oakland, 11/5/67
Scarpitto, at N.Y. Jets, 12/3/67
10 Nine times (last: Prestridge, at Bal., 9/11/83)

INDIVIDUAL RECORDS — PUNTING / PUNT RETURNS

HIGHEST GROSS AVERAGE PER PUNT

Career (min. 100 punts)

45.7	Riley Dixon, 2016-17 (162-7,399)
45.2	Britton Colquitt, 2010-15 (472-21,327)
45.0	Todd Sauerbrun, 2005, '07 (119-5,357)
44.3	Bob Scarpitto, 1962-67 (249-11,026)
44.1	Jim Fraser, 1962-64 (209-9,221)
43.9	Tom Rouen, 1993-2002 (641-28,146)
42.5	Mike Horan, 1986-92 (374-15,911)
41.8	Luke Prestridge, 1979-83 (377-15,754)
41.7	Bill Van Heusen, 1968-76 (574-23,936)
41.7	Micah Knorr, 2002-04 (146-6,086)

Season (min. 50 punts)

47.4	Britton Colquitt, 2011 (101-4,783)
46.9	Tom Rouen, 1998 (66-3,097)
46.5	Tom Rouen, 1999 (84-3,908)
46.3	Britton Colquitt, 2012 (67-3,105)
46.1	Jim Fraser, 1963 (78-3,595)
45.7	Riley Dixon, 2016 (89-4,068)
45.6	Riley Dixon, 2017 (73-3,331)
45.3	Tom Rouen, 2001 (81-3,668)
45.2	Bob Scarpitto, 1966 (77-3,480)
45.1	Bill Van Heusen, 1973 (69-3,114)

HIGHEST GROSS AVERAGE PER PUNT, CONT.

Game (min. 4 punts)

57.2	Horan, vs. L.A. Raiders, 9/26/88 (5-286) (OT)
56.6	Norman, vs. Seattle, 11/25/84 (5-283)
56.2	Colquitt, at Arizona, 12/12/10 (5-281)
55.8	Colquitt, vs. Cincinnati, 9/18/11 (6-335)
55.8	Horan, vs. San Diego, 12/16/90 (5-279)
55.0	Horan, at New England, 10/27/91 (5-275)
54.4	Rouen, at Oakland, 9/20/98 (5-272)
54.3	Rouen, at Arizona, 9/23/01 (4-217)
	Rouen, vs. Minnesota, 10/31/99 (4-217)
54.2	Rouen, at Oakland, 10/10/99 (5-271)

HIGHEST NET AVERAGE PER PUNT (SINCE 1976)

Career (min. 100 punts)

40.8	Riley Dixon, 2016-17 (162-6,690)
39.1	Britton Colquitt, 2010-15 (472-18,517)
37.2	Todd Sauerbrun, 2005, '07 (122-4,538)
36.5	Mike Horan, 1986-92 (379-13,851)
36.2	Tom Rouen, 1993-2002 (648-23,457)
34.7	Luke Prestridge, 1979-83 (377-13,092)
34.3	Chris Norman, 1984-86 (221-7,588)
33.3	Micah Knorr, 2002-04 (149-4,959)

Season (min. 50 punts)

42.1	Britton Colquitt, 2012 (67-2,822)
41.3	Riley Dixon, 2016 (49-3,677)
40.2	Britton Colquitt, 2011 (101-4,058)
40.2	Riley Dixon, 2017 (73-3,013)
39.7	Britton Colquitt, 2015 (84-3,336)
38.9	Mike Horan, 1990 (59-2,296)
38.8	Britton Colquitt, 2013 (65-2,483)
38.1	Tom Rouen, 1997 (60-2,283)
38.0	Todd Sauerbrun, 2005 (73-2,771)
37.9	Mitch Berger, 2009 (51-1,933)

Game (min. 4 punts)

52.8	Horan, vs. L.A. Raiders, 9/26/88 (5-264) (OT)
52.3	Rouen, vs. San Diego, 11/11/01 (6-314)
52.3	Dilts, at Houston, 12/4/77 (4-209)
51.2	Horan, vs. San Diego, 12/16/90 (5-256)
51.0	Colquitt, vs. Cincinnati, 9/18/11 (6-306)
50.6	Colquitt, at Atlanta, 9/17/12 (5-253)
48.8	Colquitt, at Minnesota, 12/4/11 (6-293)
48.3	Prestridge, vs. San Francisco, 9/19/82 (6-290)
48.0	Colquitt, vs. Arizona, 10/5/14 (4-192)
47.8	Dixon, vs. San Diego, 10/30/16 (5-239)

LONGEST PUNT

83	Chris Norman, vs. Kansas City, 9/23/84
78	Bill Van Heusen, vs. Dallas, 12/2/73
76	Tom Rouen, at Oakland, 9/20/98
75	Jim Fraser, vs. Boston, 11/11/62
	Jim Fraser, at Oakland, 10/14/62
73	Bucky Dilts, vs. N.Y. Jets, 11/5/78
72	Bill Van Heusen, vs. Oakland, 10/22/73
	Bob Scarpitto, vs. San Diego, 10/22/67
	Bob Scarpitto, vs. Boston, 9/3/67

PUNT RETURNS

MOST PUNT RETURNS

Career

248	Rick Upchurch, 1975-83
157	Bill Thompson, 1969-81
128	Deltha O'Neal, 2000-03
112	Glyn Milburn, 1993-95
101	Gerald Willhite, 1982-88
81	Vance Johnson, 1985-91
	Floyd Little, 1967-75
	Eddie Royal, 2008-11
74	Darrien Gordon, 1997-98
63	Trindon Holliday, 2012-13

Season

51	Rick Upchurch, 1977
44	Chris Watson, 1999
42	Gerald Willhite, 1986
41	Glyn Milburn, 1994
	Wade Manning, 1981
40	Darrien Gordon, 1997
	Glyn Milburn, 1993
39	Rick Upchurch, 1976
37	Rick Upchurch, 1980
36	Rick Upchurch, 1978

Game

8	Holliday, at Carolina, 11/11/12
	Upchurch, vs. Baltimore, 10/22/78
	Cosby, vs. Chicago, 12/11/11
7	R. Smith, vs. Kansas City, 10/27/96
	Nattiel, vs. L.A. Raiders, 9/26/88 (OT)
	Willhite, vs. Kansas City, 11/16/86
	Upchurch, vs. San Diego, 11/30/75 (OT)
	Thompson, at Kansas City, 10/6/74
6	13 times (last: Royal, at Kansas City, 12/6/09)

MOST YARDS ON PUNT RETURNS

Career

3,008	Rick Upchurch, 1975-83
1,814	Bill Thompson, 1969-81
1,325	Deltha O'Neal, 2000-03
1,158	Glyn Milburn, 1993-95
1,012	Gerald Willhite, 1982-88
967	Eddie Royal, 2008-11
922	Darrien Gordon, 1997-98
893	Floyd Little, 1967-75
689	Vance Johnson, 1985-91
647	Rod Smith, 1995-2007

Season

653	Rick Upchurch, 1977
543	Darrien Gordon, 1997
536	Rick Upchurch, 1976
493	Rick Upchurch, 1978
481	Trindon Holliday, 2012
468	Gerald Willhite, 1986
425	Glyn Milburn, 1993
405	Deltha O'Neal, 2001
379	Darrien Gordon, 1998
	Glyn Milburn, 1994

INDIVIDUAL RECORDS — PUNT RETURNS / KICK RETURNS

Game

168	Gordon, vs. Carolina, 11/9/97
167	Upchurch, vs. Pittsburgh, 11/6/77
144	Clark, vs. San Diego, 12/27/87
128	Decker, vs. Oakland, 9/12/11
125	Holliday, at Carolina, 11/11/12
	Upchurch, vs. Cleveland, 9/26/76
121	Holliday, at N.Y. Giants, 9/15/13
112	Swanson, at Kansas City, 10/18/87
110	Watson, vs. Seattle, 12/19/99 (OT)
109	Gordon, vs. St. Louis, 9/14/97

HIGHEST AVERAGE PER PUNT RETURN

Career (min. 20 punt returns)

12.46	Darrien Gordon, 1997-98 (74-922)
12.21	Rod Smith, 1995-2007 (53-647)
12.13	Rick Upchurch, 1975-83 (248-3,008)
11.95	Charlie Mitchell, 1963-67 (21-251)
11.94	Eddie Royal, 2008-11 (81-967)
11.89	Gene Mingo, 1960-64 (18-214)
11.73	Al Frazier, 1963-67 (26-305)
11.55	Bill Thompson, 1969-81 (157-1,814)
11.54	Todd Kinchen, 1996 (26-300)
11.02	Floyd Little, 1967-75 (81-893)

HIGHEST AVERAGE PER PUNT RETURN, CONT.

Season (min. 10 punt returns)

16.88	Floyd Little, 1967 (16-270)
16.17	Eddie Royal, 2011 (12-194)
16.13	Rick Upchurch, 1982 (15-242)
13.74	Rick Upchurch, 1976 (39-536)
13.69	Rick Upchurch, 1978 (36-493)
13.58	Darrien Gordon, 1997 (40-543)
13.46	Bill Thompson, 1974 (26-350)
13.06	Deltha O'Neal, 2001 (31-405)
12.94	Kevin Clark, 1987 (18-233)
12.83	Al Frazier, 1961 (18-231)

MOST PUNTS RETURNED FOR TOUCHDOWN

Career

8	Rick Upchurch, 1975-83
3	Darrien Gordon, 1997-98
2	Trindon Holliday, 2012-13
	Eddie Royal, 2008-11
	Deltha O'Neal, 2000-03
	Floyd Little, 1967-75

Season

4	Rick Upchurch, 1976
3	Darrien Gordon, 1997
2	Rick Upchurch, 1982

Game

2	Gordon, vs. Carolina, 11/9/97 (75 and 82)
	Upchurch, vs. Cleveland, 9/26/76 (36 and 73)

LONGEST SCORING PUNT RETURN

94	Darrien Gordon, vs. St. Louis, 9/14/97
92	Rick Upchurch, vs. San Diego, 10/3/76
90	Eric Decker, vs. Oakland, 9/12/11
87	Rick Upchurch, vs. Pittsburgh, 11/6/77
86	Deltha O'Neal, at Seattle, 10/14/01
85	Eddie Royal, at San Diego, 11/6/11
83	Omar Bolden, at Indianapolis, 11/8/15
82	Darrien Gordon, vs. Carolina, 11/9/97
81	Trindon Holliday, at N.Y. Giants, 9/15/13
	Steve Watson, vs. Seattle, 12/19/99

LONGEST NON-SCORING PUNT RETURN

64	Deltha O'Neal, at San Diego, 10/8/00
60	Bill Thompson, at Baltimore, 11/10/74
59	Bill Thompson, vs. New England, 12/17/72
54	Glyn Milburn, vs. Tampa Bay, 12/26/93
	Charlie Mitchell, at Buffalo, 9/20/64
53	Deltha O'Neal, vs. Indianapolis, 11/24/02
	Rick Upchurch, at Seattle, 10/29/78
	Rick Upchurch, at Kansas City, 9/24/78
	Bill Thompson, at N.Y. Jets, 10/28/73
52	Darrent Williams, at Oakland, 11/13/05
	Floyd Little, vs. N.Y. Jets, 9/21/69

ALL PUNTS RETURNED FOR TDs (32)

11/8/15	Omar Bolden, at Indianapolis (83 yards)
9/15/13	Trindon Holliday, at N.Y. Giants (81 yards)
11/11/12	Trindon Holliday, at Carolina (76 yards)
11/06/11	Eddie Royal, at Oakland (85 yards)
9/12/11	Eric Decker, vs. Oakland (90 yards)
10/19/09	Eddie Royal, at San Diego (71 yards)
11/19/07	Glenn Martinez, vs. Tennessee (80)
11/16/03	Rod Smith, vs. San Diego (65)
11/3/03	Deltha O'Neal, vs. New England (57)
10/14/01	Deltha O'Neal, at Seattle (86)
12/19/99	Chris Watson, vs. Seattle (81)
11/9/97	Darrien Gordon, vs. Carolina (75)
11/9/97	Darrien Gordon, vs. Carolina (82)
9/14/97	Darrien Gordon, vs. St. Louis (94)
12/27/87	Kevin Clark, vs. San Diego (71)
11/16/86	Gerald Willhite, vs. Kansas City (70)
10/12/86	Mike Harden, at San Diego (41)
9/25/83	Zach Thomas, vs. L.A. Raiders (70)
12/19/82	Rick Upchurch, vs. Kansas City (78)
9/19/82	Rick Upchurch, vs. San Francisco (67)
9/17/78	Rick Upchurch, vs. San Diego (75)
11/6/77	Rick Upchurch, vs. Pittsburgh (87)
10/24/76	Rick Upchurch, at Kansas City (55)
10/3/76	Rick Upchurch, vs. San Diego (92)
9/26/76	Rick Upchurch, vs. Cleveland (36)
9/26/76	Rick Upchurch, vs. Cleveland (73)
12/10/72	Charlie Greer, vs. San Diego (65)
11/17/68	Floyd Little, at Houston (67)
12/3/67	Floyd Little, at N.Y. Jets (72)
11/14/65	Abner Haynes, at Houston (55)
11/15/64	Odell Barry, vs. N.Y. Jets (52)
12/3/61	Al Frazier, vs. Boston (55)
9/9/60	Gene Mingo, at Boston (76)

KICKOFF RETURNS

MOST KICKOFF RETURNS

Career

134	Vaughn Hebron, 1996-98
104	Ken Bell, 1986-89
	Floyd Little, 1967-75
96	Glyn Milburn, 1993-95
95	Rick Upchurch, 1975-83
89	Chris Cole, 2000-03
73	Odell Barry, 1964-65
61	Alton Montgomery, 1990-92
	Gene Lang, 1984-87
58	Charlie Mitchell, 1963-67

Season

48	Chris Cole, 2001
	Chris Watson, 1999
47	Glyn Milburn, 1995
	Odell Barry, 1964
46	Deltha O'Neal, 2000
	Vaughn Hebron, 1998
45	Vaughn Hebron, 1996
43	Vaughn Hebron, 1997
40	Larry Brunson, 1980
	Rick Upchurch, 1975

Game

8	C. Jackson, at San Diego, 12/28/08
	Luke, at Kansas City, 12/19/04
	Kasper, at Kansas City, 10/20/02 (OT)
7	Eight times (last: Decker, at Oakland, 12/19/10)

MOST YARDS ON KICKOFF RETURNS

Career

3,324	Vaughn Hebron, 1996-98
2,523	Floyd Little, 1967-75
2,355	Rick Upchurch, 1975-83
2,250	Glyn Milburn, 1993-95
2,218	Ken Bell, 1986-89
2,105	Chris Cole, 2000-03
1,856	Odell Barry, 1964-65
1,394	Charlie Mitchell, 1963-67
1,375	Eddie Royal, 2008-11
1,323	Gene Lang, 1984-87

INDIVIDUAL RECORDS — KICK RETURNS / INTERCEPTIONS

Season

1,269	Glyn Milburn, 1995
1,245	Odell Barry, 1964
1,216	Vaughn Hebron, 1998
1,138	Chris Watson, 1999
1,127	Chris Cole, 2001
1,102	Deltha O'Neal, 2000
1,099	Vaughn Hebron, 1996
1,084	Rick Upchurch, 1975
1,009	Vaughn Hebron, 1997
954	Charlie Mitchell, 1963

Game

211	Decker, at Arizona, 12/12/10
201	Montgomery, at San Diego, 9/24/72
197	Upchurch, vs. Cleveland, 10/19/75
185	Little, at Miami, 9/17/67
182	Cole, at San Diego, 10/21/01
179	Kasper, at Kansas City, 10/20/02 (OT)
178	Milburn, at Houston, 11/26/95
177	Milburn, vs. San Diego, 11/19/95
165	Kasper, vs. Baltimore, 9/30/01
164	Royal, vs. Miami, 11/2/08

HIGHEST AVERAGE PER KICKOFF RETURN

Career (min. 40 kickoff returns)

26.28	Abner Haynes, 1965-66 (43-1,130)
25.42	Odell Barry, 1964-65 (73-1,856)
25.13	Bill Thompson, 1969-81 (46-1,156)
25.07	Reuben Droughns, 2002-04 (46-1,153)
24.81	Vaughn Hebron, 1996-98 (134-3,324)
24.79	Rick Upchurch, 1975-83 (95-2,355)
24.70	Omar Bolden, 2012-15 (44-1,085)
24.48	Al Frazier, 1961-63 (44-1,077)
24.26	Floyd Little, 1967-75 (104-2,523)
24.12	Eddie Royal, 2008-11 (57-1,375)

Season (min. 15 kickoff returns)

28.50	Bill Thompson, 1969 (18-513)
28.47	Goldie Sellers, 1966 (19-541)
28.00	Al Frazier, 1961 (18-504)
27.75	Trindon Holliday, 2013 (28-775)
27.10	Rick Upchurch, 1975 (40-1,084)
27.00	Glyn Milburn, 1995 (47-1,269)
26.91	Floyd Little, 1967 (35-942)
26.88	Quan Cosby, 2011 (17-457)
26.50	Abner Haynes, 1965 (34-901)

MOST KICKOFFS RETURNED FOR TOUCHDOWN

Career

2	Trindon Holliday, 2012-13
	Goldie Sellers, 1966-67
1	Eight Players (last: Cassius Vaughn, 2010)

Season

2	Goldie Sellers, 1966
---	----------------------

Game

1	12 times (last: Holliday, vs. Philadelphia, 9/29/13)
---	--

LONGEST SCORING KICKOFF RETURN

105	Trindon Holliday, vs. Philadelphia, 9/29/13
	Trindon Holliday, at Cincinnati, 11/4/12
100	Nemiah Wilson, at Kansas City, 10/8/66
	Goldie Sellers, vs. Houston, 10/2/66
97	Cassius Vaughn, vs. San Diego, 1/2/11
95	Vaughn Hebron, at Miami, 12/21/98
94	Randy Montgomery, at San Diego, 9/24/72
93	Eddie Royal, at San Diego, 10/19/09
90	Charlie Mitchell, at Houston, 9/14/63
	Al Frazier, vs. Boston, 12/3/61

LONGEST NON-SCORING KICKOFF RETURN

95	Eddie Royal, vs. Miami, 11/2/08
89	Floyd Little, vs. Oakland, 11/10/68
88	Randy Montgomery, at Oakland, 10/22/72
86	Glyn Milburn, vs. San Diego, 11/19/95
83	Adrian Madise, at Green Bay, 12/28/03
77	Lew Scott, vs. Kansas City, 10/23/66
76	Donnie Stone, at San Diego, 10/29/61
75	Kevin Clark, at Minnesota, 11/4/90
71	Steve Watson, vs. N.Y. Jets, 10/3/99
68	Darren Carrington, at Kansas City, 11/12/89
	Al Carmichael, at Buffalo, 9/18/60

ALL KICKOFF RETURNS FOR TDs (12)

9/29/13	Trindon Holliday, vs. Philadelphia (105)
11/4/12	Trindon Holliday, at Cincinnati (105)
1/2/11	Cassius Vaughn, vs. San Diego (97)
10/19/09	Eddie Royal, at San Diego (93)
10/1/00	Deltha O'Neal, vs. New England (87)
12/21/98	Vaughn Hebron, at Miami (95)
9/24/72	Randy Montgomery, at San Diego (94)
10/8/66	Nemiah Wilson, at Kansas City (100)
10/2/66	Goldie Sellers, vs. Houston (100)
9/3/66	Goldie Sellers, vs. Houston (88)
9/14/63	Charlie Mitchell, at Houston (90)
12/3/61	Al Frazier, vs. Boston (90)

INTERCEPTIONS

Most Interceptions

Career

44	Steve Foley, 1976-86
43	Goose Gonsoulin, 1960-66
40	Bill Thompson, 1969-81
34	Champ Bailey, 2004-13
	Tyrone Braxton, 1987-93, 1995-99
33	Mike Harden, 1980-88
30	Dennis Smith, 1981-94
26	Louis Wright, 1975-86
24	Steve Atwater, 1989-98
20	Tom Jackson, 1973-86
	Randy Gradishar, 1974-83

Season

11	Goose Gonsoulin, 1960
10	Champ Bailey, 2006
9	Deltha O'Neal, 2001
	Tyrone Braxton, 1996
	Willie Brown, 1964
8	Champ Bailey, 2005
7	Five times (last: Tom Jackson, 1976)

Game

4	O'Neal, vs. Kansas City, 10/7/01
	W. Brown, vs. N.Y. Jets, 11/15/64
	Gonsoulin, at Buffalo, 9/18/60
3	Smith, vs. L.A. Raiders, 12/8/85 (OT)
	Wilson, vs. Seattle, 11/20/83
	Foley, vs. San Diego, 9/27/81
	Rizzo, at Oakland, 10/16/77
	Martha, vs. Atlanta, 10/18/70
	Gonsoulin, vs. Kansas City, 10/11/64
2	68 times (last: Stewart at New Orleans, 11/13/16)

Most Interceptions by a Rookie

Season

11	Goose Gonsoulin, 1960
7	Phil Nugent, 1961
4	Calvin Jones, 1973
	Charlie Greer, 1968
	Jack Lentz, 1967

Game

4	Gonsoulin, at Buffalo, 9/18/60
2	12 times (last: Atwater vs. L.A. Raiders, 9/24/89)

MOST YARDS ON INTERCEPTION RETURNS

Career

784	Bill Thompson, 1969-81
643	Mike Harden, 1980-88
622	Steve Foley, 1976-86
614	Tyrone Braxton, 1987-93, '95-99
542	Goose Gonsoulin, 1960-66
431	Dennis Smith, 1981-94
408	Steve Atwater, 1989-98
378	Chris Harris Jr., 2011-17
374	Aqib Talib, 2014-17
360	Louis Wright, 1975-86

Season

179	Mike Harden, 1986
162	Champ Bailey, 2006
153	Nemiah Wilson, 1967
144	Chris Harris Jr., 2012
140	Willie Brown, 1964
139	Champ Bailey, 2005
136	Tom Jackson, 1976
133	Bob Zeman, 1962
128	Tyrone Braxton, 1996
	Bernard Jackson, 1978
	Louis Wright, 1977

INDIVIDUAL RECORDS — INTERCEPTIONS

Game

105	Crockett, at Oakland, 9/20/98
103	Talib, vs. Dallas, 9/17/18
98	C. Harris Jr., at Baltimore, 12/16/12
93	Gradishar, at Cleveland, 10/5/80
91	Brown, vs. N.Y. Jets, 11/15/64
80	Da. Williams, at Oakland, 11/13/05
79	Spencer, vs. Seattle, 12/10/00
76	Hayward, at New Orleans, 11/21/04
75	Rodgers-Cromartie, vs. Washington, 10/27/13

MOST YARDS ON INTERCEPTION RETURNS BY A ROOKIE

Season

118	Nemiah Wilson, 1965
108	Darrent Williams, 2005
105	Kevin Clark, 1987
98	Goose Gonsoulin, 1960
92	Bill Thompson, 1969

Game

80	Da. Williams, at Oakland, 11/13/05
65	D. Smith, at Chicago, 12/20/81
	Wilson, vs. San Diego, 11/7/65
62	Robbins, at Cleveland, 9/16/84
57	Thompson, vs. Houston, 11/16/69

HIGHEST INTERCEPTION RETURN AVERAGE

Career (min. 10 returns)

34.00	Aqib Talib, 2014-17 (11-374)
23.73	Wymon Henderson, 1989-92 (11-261)
23.63	Chris Harris Jr., 2011-17 (16-378)
19.60	Bill Thompson, 1969-81 (40-784)
19.48	Mike Harden, 1980-88 (35-645)
18.06	Tyrone Braxton, 1987-93 '95-99 (34-614)
17.60	Jim McMillin, 1960-62 '64-65 (10-176)
17.55	Randy Robbins, 1984-91 (11-193)
17.00	Steve Atwater, 1989-98 (24-408)
	Tom Jackson, 1973-86 (20-340)

MOST CONSECUTIVE GAMES WITH INTERCEPTION

5	Champ Bailey, 2005 (gms. 9-13)
4	Tyrone Braxton, 1996 (gms. 12-15)
3	Many (last: Bailey, gms. 14-16, 2006)

MOST INTERCEPTIONS RETURNED FOR TOUCHDOWN

Career

6	Aqib Talib, 2014-17
4	Tyrone Braxton, 1987-93 '95-99
4	Mike Harden, 1980-88
3	Five players (last: Chris Harris Jr., 2011-17)

Season

2	Bradley Roby, 2016
	Aqib Talib, 2015
	Aqib Talib, 2014
	Chris Harris Jr., 2012
	Champ Bailey, 2005
	Deltha O'Neal, 2002
	Jimmy Spencer, 2000
	Mike Harden, 1986
	John Rowser, 1976
	Nemiah Wilson, 1967

Game

1	89 times (last: Bradley Roby at Jacksonville, 12/4/16)
---	--

LONGEST SCORING INTERCEPTION RETURN

103	Aqib Talib, vs. Dallas, 9/17/17
98	Chris Harris Jr., at Baltimore, 12/16/12
93	Randy Gradishar, at Cleveland, 10/5/80
90	Darrent Williams, at Oakland, 11/13/05
80	Ray Crockett, at Oakland, 9/20/98
79	Jimmy Spencer, vs. Seattle, 12/10/00
75	Dominique Rodgers-Cromartie, vs. Washington, 10/27/13
74	Chris Harris Jr., at Oakland, 10/11/15
73	Tom Jackson, vs. Baltimore, 11/27/77

LONGEST NON-SCORING INTERCEPTION RETURN

76	Reggie Hayward, at New Orleans, 11/21/04
72	Tyrone Braxton, vs. Oakland, 11/22/98
70	Leroy Moore, at Boston, 11/20/64
68	Steve Atwater, vs. San Diego, 9/12/93
65	Dennis Smith, at Chicago, 12/20/81
	S. Foley (23), lateral to R. Gradishar (10), lateral to L. Wright (32), vs. N.Y. Giants, 11/21/76
	Vaughn Alliston, at Buffalo, 9/18/60
63	Karl Mecklenburg, at Detroit, 10/7/84
59	Louis Wright, vs. Baltimore, 11/27/77
56	Louis Wright, vs. Dallas, 10/5/86

ALL INTERCEPTION RETURNS FOR TDs (91)

12/3/17	Justin Simmons at Miami (65)
9/17/17	Aqib Talib vs. Dallas (103)
12/4/16	Bradley Roby at Jacksonville (51)

10/30/16	Bradley Roby vs. San Diego (51)
9/18/16	Aqib Talib vs. Indianapolis (46)
12/6/15	Danny Trevathan at Chicago (25)
10/18/15	Aqib Talib at Cleveland (63)
10/11/15	Chris Harris Jr. at Oakland (74)
9/13/15	Aqib Talib vs. Baltimore (51)
12/22/14	Aqib Talib, at Cincinnati (33)
10/12/14	Aqib Talib, at N.Y. Jets (22)
10/27/13	Dominique Rodgers-Cromartie, vs. Washington (75)
12/16/12	Chris Harris Jr., at Baltimore (98)
12/2/12	Von Miller, vs. Tampa Bay (26)
11/11/12	Tony Carter, at Carolina (40)
10/15/12	Chris Harris Jr., at San Diego (46)
9/9/12	Tracy Porter, vs. Pittsburgh (43)
11/17/11	Andre' Goodman, vs. N.Y. Jets (26)
12/4/11	Mario Haggan, at Minnesota (16)
10/9/11	Cassius Vaughn, vs. San Diego (55)
12/31/06	Champ Bailey, vs. San Francisco (70)
11/19/06	Darrent Williams, vs. San Diego (31)
11/24/05	Champ Bailey, at Dallas (65)
11/13/05	Darrent Williams, at Oakland (80)
9/18/05	Champ Bailey, vs. San Diego (25)
11/28/04	Ellis Johnson, vs. Oakland (32)
11/21/04	Al Wilson, at New Orleans (7)
9/7/03	Ian Gold, at Cincinnati (12)
11/7/02	Deltha O'Neal, at Seattle (22)
10/6/02	Deltha O'Neal, vs. San Diego (28)
10/28/01	Denard Walker, vs. New England (39)
12/10/00	Jimmy Spencer, vs. Seattle (79)
11/19/00	Jimmy Spencer, at Seattle (21)
10/15/00	Billy Jenkins, vs. Cleveland (36)
9/24/00	Ray Crockett, vs. Kansas City (26)
9/4/00	Terrell Buckley, at St. Louis (32)
11/7/99	Bill Romanowski, at San Diego (18)
9/27/98	Darrien Gordon, at Washington (55)
9/20/98	Ray Crockett, at Oakland (80)
11/30/97	Steve Atwater, at San Diego (22)
11/9/97	Tyrone Braxton, vs. Carolina (27)
10/26/97	Keith Traylor, at Buffalo (62)
10/6/97	John Mobley, vs. New England (13)
9/7/97	Darrien Gordon, at Seattle (32)
9/15/96	Tyrone Braxton, vs. Tampa Bay (69)
10/10/93	Mike Croel, at Green Bay (22)
11/8/92	Wymon Henderson, vs. N.Y. Jets (46)
11/17/91	Charles Dimry, at Kansas City (26)
9/1/91	Tyrone Braxton, vs. Cincinnati (52)
11/22/90	Wymon Henderson, at Detroit (49)
9/10/89	Tyrone Braxton, vs. Kansas City (34)
9/10/89	Randy Robbins, vs. Kansas City (18)
12/27/87	Ricky Hunley, vs. San Diego (52)
12/6/87	Mark Haynes, vs. New England (14)
11/2/86	Mike Harden, at L.A. Raiders (40)
9/21/86	Mike Harden, at Philadelphia (32)
12/1/85	Mike Harden, at Pittsburgh (42)
12/15/84	Steve Foley, at Seattle (40)
10/7/84	Ken Woodard, at Detroit (27)
9/23/84	Mike Harden, vs. Kansas City (45)
9/16/84	Randy Robbins, at Cleveland (62)
11/23/80	Don Latimer, vs. Seattle (15)
10/5/80	Randy Gradishar, at Cleveland (93)
11/5/78	Tom Jackson, vs. N.Y. Jets (28)
11/27/77	Tom Jackson, vs. Baltimore (73)
10/16/77	Louis Wright, at Oakland (18)
11/14/76	Tom Jackson, at San Diego (46)
11/7/76	John Rowser, vs. Tampa Bay (32)
11/7/76	Randy Gradishar, vs. Tampa Bay (31)
9/19/76	John Rowser, vs. N.Y. Jets (41)
9/29/75	Randy Gradishar, vs. Green Bay (44)
10/13/74	Bill Thompson, vs. New Orleans (38)
10/28/73	Leroy Mitchell, at N.Y. Jets (40)
10/14/73	Bill Thompson, at Houston (59)
10/24/71	Fred Forsberg, at Cleveland (40)
12/7/69	George Burrell, at Miami (38)
11/16/69	Bill Thompson, vs. Houston (57)
12/17/67	Nemiah Wilson, vs. Kansas City (70)
10/22/67	Nemiah Wilson, vs. San Diego (40)
9/3/67	Goldie Sellers, vs. Boston (24)
11/14/65	John Bramlett, at Houston (25)
11/7/65	Nemiah Wilson, vs. San Diego (65)
10/17/65	John Griffin, vs. Houston (44)
11/1/64	Tom Janik, at Kansas City (22)
10/6/63	Goose Gonsoulin, vs. San Diego (43)
11/22/62	Jim McMillin, vs. N.Y. Titans (59)
	(48 after lateral from Ed McDaniel)
10/5/62	John McGeever, vs. Oakland (48)
10/5/62	Goose Gonsoulin, vs. Oakland (64)
9/30/62	Bob Zeman, at N.Y. Titans (30)
10/2/60	Bill Yelverton, vs. Oakland (20)
9/18/60	John Pyeatt, at Buffalo (40)

INDIVIDUAL RECORDS — SAFETIES / FUMBLES / SACKS

SAFETIES

MOST SAFETIES

Career

- 3 Rulon Jones, 1980-88
1 21 players (last: Malik Jackson, vs. Green Bay, 11/1/15)
Note: Denver has totaled 10 team safeties

Season

- 1 24 times (last: Malik Jackson, vs. Green Bay, 11/1/15)

FUMBLE RETURNS

LONGEST SCORING FUMBLE RETURN

- 88 Bob Swenson, at San Francisco, 11/18/79
86 Louis Wright, at Buffalo, 12/2/79
(78 after lateral from Randy Gradishar)
80 Bill Thompson, vs. Oakland, 10/22/73
75 Jason Hunter, vs. Kansas City, 11/14/10
69 Bud McFadin, vs. N.Y. Titans, 11/22/62
65 Tony Carter, at San Diego, 10/15/12
64 Dennis Smith, vs. New England, 11/4/84
60 Von Miller, at New England, 11/24/13
54 Robert Ayers, vs. Pittsburgh, 11/9/09
Michael Brooks, vs. L.A. Raiders, 9/6/92

MISCELLANEOUS RETURNS FOR TOUCHDOWNS (60)

- 12/31/17 Anderson (F), vs. Kansas City (38)
11/5/17 Marshall (F), at Philadelphia (19)
9/18/16 Shane Ray (F), vs. Indianapolis (15)
9/17/15 Bradley Roby (F), at Kansas City (21)
12/28/14 Tony Carter (F), vs. Oakland (20)
11/24/13 Von Miller (F), at New England (60)
9/29/13 Steven Johnson (BP), vs. Philadelphia (17)
10/15/12 Tony Carter (F), at San Diego (65)
11/14/10 Jason Hunter (F), vs. Kansas City (75)
12/6/09 André Goodman (F), at Kansas City (30)
11/9/09 Robert Ayers (F), vs. Pittsburgh (54)
11/30/08 Vernon Fox (F), at N.Y. Jets (23)
9/21/08 Nate Webster (F), vs. New Orleans (34)
11/1/07 Nate Webster (F), at Kansas City (17)
10/21/07 Tim Crowder (F), vs. Pittsburgh (50)
9/22/02 Chester McGlockton (F), vs. Buffalo (24)
12/17/00 Jason Suttle (FKO), at Kansas City (0)
11/13/00 Ian Gold (BP), vs. Oakland (12)
9/17/00 Trevor Pryce (F), at Oakland (28)
12/19/99 Glenn Cadrez (F), vs. Seattle (37)
12/21/98 Rod Smith (F), at Miami (0)
11/2/97 Darrius Johnson (FKO), vs. Seattle (6)
9/21/97 Alfred Williams (F), vs. Cincinnati (51)
12/17/95 Ray Crockett (F), at Kansas City (50)
11/21/93 Derek Russell (F), vs. Pittsburgh (0)
9/6/92 Michael Brooks (F), vs. L.A. Raiders (54)
11/24/91 Warren Powers (F), at Seattle (22)
9/23/90 Karl Mecklenburg (F), vs. Seattle (2)
12/16/89 Karl Mecklenburg (F), at Phoenix (23)
11/12/89 Greg Kragen (F), at Kansas City (17)
11/16/86 Andre Townsend (F), vs. Kansas City (7)
9/7/86 Ken Woodard (F), vs. L.A. Raiders (12)
11/17/85 Louis Wright (BFG), vs. San Diego (60)
11/4/84 Dennis Smith (F), vs. New England (64)
10/15/84 Louis Wright (F), vs. Green Bay (27)
10/15/84 Steve Foley (F), vs. Green Bay (22)
10/7/84 Rulon Jones (F), at Detroit (5)
11/13/83 Barney Chavous (F), at L.A. Raiders (0)
9/14/80 Bill Thompson (F), vs. Dallas (32)
12/27/79 Louis Wright (F), at Buffalo (86)
11/18/79 Bob Swenson (F), at San Francisco (88)
11/11/79 Rob Nairne (BP), vs. New England (22)
11/11/79 Rubin Carter (F), vs. New England (2)
10/14/79 Bill Thompson (F), at Kansas City (2)
12/3/78 Randy Gradishar (F), at Oakland (30)
11/5/78 Bill Thompson (F), vs. N.Y. Jets (4)
11/7/76 Randy Polt (F**), vs. Tampa Bay (26)
9/26/76 Calvin Jones (F), vs. Cleveland (43)
11/23/75 Paul Smith (F), at Atlanta (38)
9/21/75 Jack Dolbin (F), vs. Kansas City (2)
10/22/73 Bill Thompson (F), vs. Oakland (80)
11/27/66 John Bramlett (BFG), vs. San Diego (86)
10/17/65 John Griffin (BP), vs. Houston (10)
9/24/65 John Bramlett (F), at Boston (0)
11/8/64 Jim McMillin (F), vs. San Diego (0)
11/1/64 Ed Cooke (F), at Kansas City (46)
10/13/63 Bud McFadin (F), vs. Houston (6)
12/9/62 Jim McMillin (F), at Dallas (9)
11/22/62 Bud McFadin (F), vs. N.Y. Titans (69)
12/10/61 Charles Gavin (BP), at Dallas (23)

F—fumble; FKO—fumble on kickoff; BP—blocked punt; BFG—blocked field goal; *lateral from Gradishar;
lateral from Swenson; *lateral from Swenson.

SACKS

NOTE: SACKS BECAME AN OFFICIAL STATISTIC TRACKED BY THE NFL IN 1982. BRONCOS SACK TOTALS BEFORE 1982 DERIVED FROM PLAY-BY-PLAY ANALYSIS.

MOST SACKS

Career

- 97.5 Simon Fletcher, 1985-95
83.5 Von Miller, 2011-17
79.0 Karl Mecklenburg, 1983-94
75.0 Barney Chavous, 1973-85
73.5 Rulon Jones, 1980-88
64.5 Lyle Alzado, 1971-78
64.0 Trevor Pryce, 1997-2005
63.5 Elvis Dumervil, 2006-12
55.5 Paul Smith, 1968-78
44.0 Tom Jackson, 1973-86

Season

- 18.5 Von Miller, 2012
17.0 Elvis Dumervil, 2009
16.0 Simon Fletcher, 1992
14.0 Von Miller, 2014
13.5 Von Miller, 2016
Simon Fletcher, 1993
Simon Fletcher, 1991
Rulon Jones, 1986

Game

- 4 Elvis Dumervil, vs. Cleveland, 9/20/09
Simon Fletcher, at San Diego, 11/11/90
Karl Mecklenburg, at Pittsburgh, 12/1/85
Karl Mecklenburg, vs. New Orleans, 9/15/85
Barney Chavous, at Seattle, 12/21/80
Dave Costa, at Buffalo, 9/7/70
Rich Jackson, at Cincinnati, 10/19/69

MOST SACKS BY A ROOKIE

Season

- 11.5 Von Miller, 2011
Rulon Jones, 1980
10.0 Mike Croel, 1991
8.5 Elvis Dumervil, 2006
8.0 Lyle Alzado, 1971

Game

- 3.0 Dumervil, at Cleveland, 10/22/06
Jones, vs. Oakland, 12/14/80
2.0 Seven times (last: Miller, at Green Bay, 10/2/11)

MOST MULTI-SACK GAMES

Career

- 20 Elvis Dumervil, 2006-12
Simon Fletcher, 1985-95
18 Von Miller, 2011-17
16 Barney Chavous, 1973-85
15 Paul Smith, 1968-78
13 Lyle Alzado, 1971-78
12 Trevor Pryce, 1997-05
11 Karl Mecklenburg, 1983-94
Rulon Jones, 1980-88
10 Rich Jackson, 1967-72
9 Dave Costa, 1967-71

MOST CONSECUTIVE GAMES WITH SACK

- *10 Simon Fletcher (games 10-16, 1992; games 1-3, '93)
8 Simon Fletcher (games 9-16, 1991)
7 Von Miller (games 1-7, 2016)
Lyle Alzado (games 9-14, 1984; game 1, '85)
6 Von Miller (games 8-13, 2012)
Von Miller (games 2-7, 2014)
Elvis Dumervil (games 10-15, 2011)
Rulon Jones (games 3-8, 1986)
Rulon Jones (games 4-9, 1985)
Barney Chavous (games 7-12, 1974)

* - NFL Record (tie)

INDIVIDUAL RECORDS — SCORING / KICKING

SCORING

MOST TOUCHDOWNS SCORED

Career

71	Rod Smith, 1995-2007 (1 rush, 68 rec., 2 ret.)
65	Terrell Davis, 1995-2002 (60 rush, 5 rec.)
57	Demaryius Thomas, 2010-17 (57 rec.)
55	Shannon Sharpe, 1990-98, '02-03 (55 rec.)
54	Floyd Little, 1967-75 (43 rush, 9 rec., 2 ret.)
48	Sammy Winder, 1982-90 (39 rush, 9 rec.)
46	Ed McCaffrey, 1995-2003 (46 rec.)
45	Haven Moses, 1972-81 (1 rush, 44 rec.)
44	Riley Odoms, 1972-83 (2 rush, 41 rec., 1 ret.)
	Lionel Taylor, 1960-66 (44 rec.)

Season

23	Terrell Davis, 1998 (21 rush, 2 rec.)
17	Clinton Portis, 2002 (15 rush, 2 rec.)
15	Mike Anderson, 2000 (15 rush)
	Terrell Davis, 1997 (15 rush)
	Terrell Davis, 1996 (13 rush, 2 rec.)
14	Demaryius Thomas, 2013 (14 rec.)
	Clinton Portis, 2003 (14 rush)
	Anthony Miller, 1995 (14 rush)
	Sammy Winder, 1986 (9 rush, 5 rec.)
13	Six times (last: Moreno, 2013)

Game

5	Portis, vs. Kansas City, 12/7/03
4	Decker, at Kansas City, 12/1/13
	Portis, vs. Kansas City, 12/15/02
	Anderson, at New Orleans, 12/3/00
3	35 times (last: C. Anderson, vs. Oak., 12/18/14)

MOST TDs SCORED BY A ROOKIE

Season

17	Clinton Portis, 2002 (15 rush, 2 rec.)
15	Mike Anderson, 2000 (15 rush)
10	Jon Keyworth, 1974 (10 rush)
9	Knowshon Moreno, 2009 (7 rush, 2 rec.)
8	Mike Bell, 2006 (8 rush)
	Terrell Davis, 1995 (7 rush, 1 rec.)
	Bobby Humphrey, 1989 (7 rush, 1 rec.)

Game

4	Portis, vs. Kansas City, 12/15/02 (3 rush, 1 rec.)
	Anderson, at New Orleans, 12/3/00 (4 rush)
3	Davis, vs. Washington, 9/17/95 (2 rush, 1 rec.)
	Keyworth, vs. Kansas City, 11/18/74 (3 rush)
2	Many times (last: M. Ball, vs. Kansas City, 11/17/13)

MOST CONSECUTIVE GAMES SCORING, NON-KICKER

8	Terrell Davis, 1998
6	Wes Welker, 2013
	Terrell Davis, 1997-98
	Vance Johnson, 1987
	Floyd Little, 1972
	Al Denson, 1969
	Lionel Taylor, 1960-61

MOST POINTS SCORED

Career

1,786	Jason Elam, 1993-2007
742	Jim Turner, 1971-79
682	Matt Prater, 2007-13
655	Rich Karlis, 1982-88
429	David Treadwell, 1989-92
428	Rod Smith, 1995-2007
411	Brandon McManus, 2014-17
408	Gene Mingo, 1960-64
396	Terrell Davis, 1995-2002
346	Demaryius Thomas, 2010-17

Season

150	Matt Prater, 2013
138	Terrell Davis, 1998
137	Gene Mingo, 1962
133	Matt Prater, 2012
132	Jason Elam, 1995
129	Jason Elam, 2004
127	Jason Elam, 1998
125	Brandon McManus, 2015
124	Jason Elam, 2001
	Jason Elam, 1997

Game

30	Portis, vs. Kansas City, 12/7/03
24	Decker, at Kansas City, 12/1/13
	Portis, vs. Kansas City, 12/15/02
	Anderson, at New Orleans, 12/3/00
21	Mingo, at L.A. Chargers, 12/10/60
20	Scarpitto, at Buffalo, 12/18/66
	Mingo, vs. San Diego, 10/6/63
19	Mingo, vs. Oakland, 10/5/62
18	39 times (last: C. Anderson, vs. Oak., 12/18/14)

MOST POINTS SCORED BY A ROOKIE

Season

123	Gene Mingo, 1960
120	David Treadwell, 1989
119	Jason Elam, 1993
102	Clinton Portis, 2002
92	Mike Anderson, 2000

Game

24	Portis, vs. Kansas City, 12/15/02
	Anderson, at New Orleans, 12/3/00
21	Mingo, at L.A. Chargers, 12/10/60
18	Davis, vs. Washington, 9/17/95
	Keyworth, vs. Kansas City, 11/18/74

KICKING

MOST PAT ATTEMPTS

Career

604	Jason Elam, 1993-2007
301	Jim Turner, 1971-79
261	Matt Prater, 2007-13
254	Rich Karlis, 1982-88
137	Brandon McManus, 2014-17
136	David Treadwell, 1989-92
126	Gene Mingo, 1960-64
95	Bobby Howfield, 1968-70
70	Fred Steinfort, 1979-81
58	Gary Kroner, 1965-67

Season

75	Matt Prater, 2013
58	Jason Elam, 1998
55	Matt Prater, 2012
49	Jason Elam, 2000
46	Jason Elam, 1997
	Jason Elam, 1996
45	Rich Karlis, 1986
44	Jason Elam, 2005
	Rich Karlis, 1985
43	Jason Elam, 2002

Game

7	Prater, vs. Philadelphia, 9/29/13
	Prater, vs. Baltimore, 9/5/13
	Prater, vs. Kansas City, 11/14/10
	Elam, vs. Philadelphia, 10/30/05
6	17 times (last: McManus, vs. Dal., 9/17/17)

MOST PATS MADE

Career

601	Jason Elam, 1993-2007
283	Jim Turner, 1971-79
259	Matt Prater, 2007-13
244	Rich Karlis, 1982-88
135	Brandon McManus, 2014-17
132	David Treadwell, 1989-92
120	Gene Mingo, 1960-64
93	Bobby Howfield, 1968-70
68	Fred Steinfort, 1979-81
57	Gary Kroner, 1965-67

Season

75	Matt Prater, 2013
58	Jason Elam, 1998
55	Matt Prater, 2012
49	Jason Elam, 2000
46	Jason Elam, 1997
	Jason Elam, 1996
44	Rich Karlis, 1986
43	Jason Elam, 2005
42	Jason Elam, 2004
	Jason Elam, 2002

Game

7	Prater, vs. Philadelphia, 9/29/13
	Prater, vs. Baltimore, 9/5/13
	Prater, vs. Kansas City, 11/14/10
	Elam, vs. Philadelphia, 10/30/05
6	15 times (last: McManus, vs. Dal., 9/17/17)

INDIVIDUAL RECORDS — KICKING

MOST PATS MADE BY A ROOKIE

Season	
41	Jason Elam, 1993
39	David Treadwell, 1989
33	Gene Mingo, 1960
30	Bobby Howfield, 1968
18	Bob Humphreys, 1967

HIGHEST PAT PERCENTAGE

Career (min. 30 attempts)	
995	Jason Elam, 1993-2007 (601-604)
992	Matt Prater, 2007-13 (259-261)
985	Brandon McManus, 2014-17 (135-137)
983	Gary Kroner, 1965-67 (57-58)
979	Bobby Howfield, 1968-70 (93-95)
971	Fred Steinfurt, 1979-81 (68-70)
971	David Treadwell, 1989-92 (132-136)
961	Rich Karlis, 1982-88 (244-254)

Season (min. 14 attempts)	
1,000	28 times (last: B. McManus, 2017 (27-27))

MOST CONSECUTIVE PATS MADE

371	Jason Elam (9th gm. in '93 - 11th '02)
131	Jason Elam (11th gm. in '02 - 13th '05)
96	Matt Prater (9th gm. in '10 - 16th '12)
82	Rich Karlis (5th gm. '86 - 9th '88)
	Jim Turner (1st gm. '71 - 9th '73)

MOST FIELD GOALS ATTEMPTED

Career	
490	Jason Elam, 1993-2007
232	Jim Turner, 1971-79
193	Rich Karlis, 1982-88
170	Matt Prater, 2007-13
127	David Treadwell, 1989-92
118	Gene Mingo, 1960-64
114	Brandon McManus, 2014-17
79	Bobby Howfield, 1968-70
64	Fred Steinfurt, 1979-81
56	Gary Kroner, 1965-67

Season	
39	Gene Mingo, 1962
38	Jason Elam, 1995
	Rich Karlis, 1985
	Jim Turner, 1971
37	Jason Elam, 1994

Game	
7	Karlis, at San Diego, 10/2/88
	Mingo, vs. San Diego, 10/6/63
6	Elam, at Kansas City, 11/16/97
	Elam, vs. Buffalo, 9/3/95
	Steinfurt, vs. Oakland, 9/6/81
	Kroner, vs. Houston, 10/2/66
	Guesman, vs. Oakland, 11/29/64
5	23 times (last: McManus, vs. Indianapolis, 9/8/16)

MOST FIELD GOALS MADE

Career	
395	Jason Elam, 1993-2007
151	Jim Turner, 1971-79
141	Matt Prater, 2007-13
137	Rich Karlis, 1982-88
99	David Treadwell, 1989-92
92	Brandon McManus, 2014-17
72	Gene Mingo, 1960-64
43	Fred Steinfurt, 1979-81
40	Bobby Howfield, 1968-70
29	Gary Kroner, 1965-67

Season	
31	Jason Elam, 2001
	Jason Elam, 1995
30	Brandon McManus, 2015
	Matt Prater, 2009
	Jason Elam, 1994
29	Brandon McManus, 2016
	Jason Elam, 2004
	Jason Elam, 1999
27	Six times, last Jason Elam 2007

Game	
5	Barth, vs. San Diego, 12/14/14
	Barth, at Kansas City, 11/30/14
	Elam, vs. Miami, 10/13/02
	Elam, at Kansas City, 11/16/97
	Elam, vs. Buffalo, 9/3/95
	Karlis, vs. Seattle, 11/20/83
	Mingo, vs. San Diego, 10/6/63
4	32 times (last: McManus, vs. Indianapolis, 9/8/16)

MOST FIELD GOALS MADE BY A ROOKIE

Season	
27	David Treadwell, 1989
26	Jason Elam, 1993
18	Gene Mingo, 1960
11	Rich Karlis, 1982
9	Bobby Howfield, 1968

Game

4	Elam, at N.Y. Jets, 9/5/93
	Treadwell, at Buffalo, 9/18/89
	Mingo, at L.A. Chargers, 12/10/60
	Mingo, vs. L.A. Chargers, 10/16/60
3	Five times (last: Elam, at L.A. Raiders, 1/2/94)

HIGHEST FIELD GOAL PERCENTAGE

Career (min. 20 attempts)	
829	Matt Prater, 2007-13 (141-170)
807	Brandon McManus, 2014-17 (92-114)
806	Jason Elam, 1993-2007 (395-490)
780	David Treadwell, 1989-92 (99-127)
710	Rich Karlis, 1982-88 (137-193)
672	Fred Steinfurt, 1979-81 (43-64)
651	Jim Turner, 1971-79 (151-232)
610	Gene Mingo, 1960-64 (72-118)
518	Gary Kroner, 1965-67 (29-56)
506	Bobby Howfield, 1968-70 (40-79)

Season (min. 10 attempts)

962	Matt Prater, 2013 (25-26)
938	Connor Barth, 2014 (15-16)
931	Jason Elam, 2006 (27-29)
889	Matt Prater, 2010 (16-18)
871	Jason Elam, 2007 (27-31)
	Jason Elam, 2003 (27-31)
861	Jason Elam, 2001 (31-36)
857	Matt Prater, 2009 (30-35)
	Brandon McManus, 2015 (30-35)
853	Brandon McManus, 2015 (29-34)
	Jason Elam, 2004 (29-34)

HIGHEST FIELD GOAL PERCENTAGE BY A ROOKIE

Season (min. 15 attempts)	
818	David Treadwell, 1989 (27-33)
743	Jason Elam, 1993 (26-35)
643	Gene Mingo, 1960 (18-28)
500	Bobby Howfield, 1968 (9-18)
467	Bob Humphreys, 1967 (7-15)

LONGEST FIELD GOALS

* 64	Matt Prater, vs. Tennessee, 12/8/13
63	Jason Elam, vs. Jacksonville, 10/25/98
59	Matt Prater, vs. Chicago, 12/11/12
59	Matt Prater, vs. New York Jets, 10/17/10
57	Brandon McManus, vs. Baltimore, 9/13/15
	Fred Steinfurt, vs. Washington, 10/13/80
56	Brandon McManus, vs. Baltimore, 9/13/15
	Matt Prater, at Kansas City, 9/28/08
	Jason Elam, at Houston, 11/26/95
55	Brandon McManus, at Oakland, 11/6/16
	Matt Prater, vs. Tampa Bay, 10/5/08
	Jason Elam, vs. Miami, 10/13/02
	Jason Elam, at San Diego, 11/7/99
	Fred Steinfurt, at Seattle, 12/21/80
	Fred Steinfurt, vs. Dallas, 9/14/80

* - NFL record

MOST CONSECUTIVE GAMES WITH FIELD GOAL

18	Jason Elam (1st in '06 - 2nd in '07)
16	Jason Elam (12th in '02 - 11th in '03)
	Brandon McManus (last 15 in '16 - 1st in '17)
	Matt Prater (last 9 in '09 - first 6 in '10)
	Rich Karlis (13th in '84 - 11th in '85)
13	Jason Elam (6th in '01 - 2nd in '02)

MOST CONSECUTIVE FIELD GOALS MADE

19	Jason Elam (last 17 in '06 - first 2 in '07)
	Jason Elam (last 1 in '97 - first 18 in '98)
18	Matt Prater (last 8 in '09 - first 10 in '10)
16	Matt Prater (last 2 in '12 - first 6 in '13)
15	Brandon McManus (last 15 in '16)
	Jason Elam (last 15 in '07)

MOST CONSECUTIVE GAMES SCORING

236	Jason Elam, 1993-2007
92	Matt Prater, 2008-13
69	Rich Karlis, 1984-88

TEAM RECORDS — WINNING TRADITION / STREAKS

WINNING TRADITION

SUPER BOWL WINS

3 1997 (XXXII), 1998 (XXXIII), 2015 (50)

AMERICAN FOOTBALL CONFERENCE CHAMPIONSHIPS

8 1977, 1986, 1987, 1989, 1997, 1998, 2013, 2015

AFC WESTERN DIVISION TITLES

15 1977, 1978, 1984, 1986, 1987, 1989, 1991, 1996, 1998, 2005, 2011, 2012, 2013, 2014, 2015

PLAYOFF BERTHS

22 1977, 1978, 1979, 1983, 1984, 1986, 1987, 1989, 1991, 1993, 1996, 1997, 1998, 2000, 2003, 2004, 2005, 2011, 2012, 2013, 2014, 2015

WINNING SEASONS

29 1973, 1974, 1976, 1977, 1978, 1979, 1981, 1983, 1984, 1985, 1986, 1987, 1989, 1991, 1993, 1996, 1997, 1998, 2000, 2002, 2003, 2004, 2005, 2006, 2012, 2013, 2014, 2015, 2016

STREAKS

MOST WINS, ONE SEASON

14 1998
13 2013
2012
2005
1996
1984
12 2015
2014
1997
1991
1977

MOST CONSECUTIVE WINS

17 2012-13 (last 11 of '12, first 6 of '13)
14 1997-98 (last one of '97, first 13 of '98)
14 1984 (games 3-12)
9 2015-16 (last 5 of '15, first 4 of '16)
1996 (games 5-13)
8 2014-15 (last one of '14, first seven of '15)
1985-1986 (last two of '85, first six of '86)
1976-1977 (last two of '76, first six of '77)

MOST CONSECUTIVE GAMES WITHOUT LOSS

17 2012-13 (last 11 of '12, first 6 of '13)
14 1997-98 (last one of '97, first 13 of '98)
14 1984 (games 3-12)
9 2015-16 (last 5 of '15, first 4 of '16)
1996 (games 5-13)
8 2014-2015 (last one of '14, first seven of '15)
1985-86 (last two of '85, first six of '86)
1976-77 (last two of '76, first six of '77)
7 1973 (games 5-11)

MOST CONSECUTIVE LOSSES

11 11/3/63 through 10/4/64
9 9/10/67 through 11/12/67
8 10/15/17 through 12/3/17

MOST CONSECUTIVE GAMES WITHOUT WIN

14 10/13/63 through 10/4/64
9 9/10/67 through 11/12/67
8 10/15/17 through 12/3/17
11 11/29/70 through 10/10/71
10 10/30/60 through 12/17/60
7 11/11/62 through 9/14/63
10 10/29/61 through 12/10/61

MOST CONSECUTIVE HOME WINS

24 9/1/96 through 12/27/98
13 9/30/12 through 12/8/13
12 12/12/04 through 10/15/06
12 10/16/83 through 11/18/84
11 9/7/14 through 11/1/15
9 10/16/88 through 10/15/89
8 12/28/15 through 10/30/16
12 1/91 through 11/15/92
9 9/6/81 through 12/13/81

MOST CONSECUTIVE HOME LOSSES

7 9/24/67 through 9/29/68
6 10/13/63 through 10/4/64
5 11/21/82 through 9/25/83
11/7/65 through 9/25/66
10/28/62 through 9/7/63

MOST CONSECUTIVE HOME GAMES WITHOUT WIN

7 11/1/70 through 10/10/71
9 9/24/67 through 9/29/68
6 10/13/63 through 10/4/64
5 11/21/82 through 9/25/83
11/7/65 through 9/25/66
10/28/62 through 9/7/63

MOST CONSECUTIVE ROAD WINS

8 10/15/12 through 10/6/13
7 12/12/76 through 12/4/77
6 9/20/98 through 11/29/98
5 10/23/11 through 12/4/11
12/1/85 through 10/12/86
9 16/84 through 11/11/84
4 9/17/15 through 10/18/15
9/24/06 through 11/12/06
9/29/96 through 11/24/96

MOST CONSECUTIVE ROAD LOSSES

12 11/9/63 through 9/11/65
8 12/11/16 through 12/3/17
6 Six times (last: 10/10/10 through 12/19/10)

MOST CONSECUTIVE ROAD GAMES WITHOUT WIN

17 12/2/62 through 9/11/65
8 12/11/16 through 12/3/17
6 Six times (last: 10/10/10 through 12/19/10)

MOST CONSECUTIVE POSTSEASON WINS

7 12/27/97 through 1/31/99
3 1/17/15 through present

MOST CONSECUTIVE POSTSEASON LOSSES

5 1/15/78 through 12/30/84
3 12/31/00 through 1/9/05
1/12/92 through 1/4/97

MOST CONSECUTIVE POSTSEASON HOME WINS

6 1/4/87 through 1/4/92
4 12/27/97 through 1/14/06

MOST CONSECUTIVE POSTSEASON HOME LOSSES

1 Five times (last: vs. Indianapolis, 1/11/15)

MOST CONSECUTIVE POSTSEASON ROAD WINS

2 1/4/98 through 1/11/98

MOST CONSECUTIVE POSTSEASON ROAD LOSSES

4 12/31/00 through 1/14/12
3 12/30/78 through 12/24/83

MOST CONSECUTIVE PRESEASON WINS

9 8/22/81 through 8/20/83
7 8/14/76 through 8/20/77
6 9/4/99 through 8/11/01

MOST CONSECUTIVE PRESEASON LOSSES

6 8/17/68 through 8/16/69
8 5/60 through 8/12/61
5 8/21/65 through 8/12/66
8 8/25/61 through 8/18/62

MOST CONSECUTIVE PRESEASON HOME WINS

10 7/26/97 through 8/31/01
6 8/22/81 through 8/20/83

MOST CONSECUTIVE PRESEASON HOME LOSSES

4 8/7/65 through 8/28/66
3 8/17/68 through 8/16/69

MOST CONSECUTIVE PRESEASON ROAD WINS

5 8/17/14 through 8/11/16
4 8/10/02 through 8/16/03
9 9/27/77 through 8/19/78

MOST CONSECUTIVE PRESEASON ROAD LOSSES

7 8/25/90 through 8/16/93
6 8/30/68 through 8/29/70
8 5/60 through 8/12/61

TEAM RECORDS — SCORING / KICKING / OFFENSE

SCORING

MOST POINTS SCORED

Season

*606	2013
501	1998
485	2000
482	2014
481	2012
472	1997
395	2005
392	2002
391	1996
388	1995

* - NFL record

Game

52	vs. Philadelphia, 9/29/13
51	vs. Tennessee, 12/8/13
	at Dallas, 10/6/13
50	vs. San Diego, 10/6/63
49	vs. Baltimore, 9/5/13
	vs. Kansas City, 11/14/10
	vs. Philadelphia, 10/30/05
48	vs. Tampa Bay, 11/7/76
	at Houston, 10/14/73
47	vs. Oakland, 12/28/14

LARGEST MARGIN OF VICTORY

43	vs. N.Y. Jets, 9/19/76 (46-3)
37	at Phoenix, 12/16/89 (37-0)
	vs. Oakland, 10/5/62 (44-7)
35	vs. Kansas City, 12/30/12 (38-3)
	vs. San Diego, 12/21/97 (38-3)
	vs. New England, 11/11/79 (45-10)
	vs. Tampa Bay, 11/7/76 (48-13)
34	vs. Kansas City, 12/9/07 (41-7)
	vs. Cleveland, 10/15/00 (44-10)
	vs. Carolina, 11/9/97 (34-0)
	at New England, 10/8/95 (37-3)
	vs. Detroit, 11/1/87 (34-0)

MOST POINTS, ONE HALF

38	vs. Washington, 10/27/13 (second)
	vs. Seattle, 11/26/89 (first)
	vs. New England, 11/11/79 (first)
	vs. Tampa Bay, 11/7/76 (second)
35	vs. Baltimore, 9/5/13 (second)
	at San Diego, 10/15/12 (second)
	vs. Kansas City, 11/14/10 (first)
	vs. Philadelphia, 10/4/98 (first)
	vs. Dallas, 9/13/98 (first)
	vs. Minnesota, 11/18/84 (first)

MOST POINTS, ONE QUARTER

31	vs. Washington, 10/27/13 (fourth)
28	vs. Philadelphia, 10/4/98 (first)
26	at N.Y. Jets, 12/3/67 (second)
24	10 times (last: vs. San Diego, 9/14/08 (second))

MOST TOUCHDOWNS SCORED

Season

*76	2013
62	1998
58	2000, 2014
57	2012
55	1997
47	1996
46	2005
45	2002, 1987, 1986, 1985

* - NFL record

Game

7	vs. Philadelphia, 9/29/13
	vs. Baltimore, 9/5/13
	vs. Kansas City, 11/14/10
	vs. Philadelphia, 10/30/05
6	16 times (last: vs. Dallas, 9/17/17)

FEWEST POINTS SCORED

Season

148	1982 (players' strike; nine-game season)
196	1966
203	1971
240	1964
251	1961
253	1970
254	1975
255	1968
256	1967
262	1992

Game (times Denver shut out: 10)

0	at L.A. Chargers (21-0), 10/22/17
	at L.A. Raiders (24-0), 11/22/92
	at Philadelphia (30-0), 9/20/92
	at New Orleans (42-0), 11/20/88
	at Chicago (27-0), 9/9/84
	at San Diego (23-0), 10/8/78
	at San Diego (17-0), 12/15/74
	at Kansas City (16-0), 12/6/70
	at Oakland (51-0), 9/10/67
	at San Diego (37-0), 10/29/61
2	at Kansas City (34-2), 9/22/68

LARGEST MARGIN OF DEFEAT

52	vs. Kansas City, 9/7/63 (59-7)
51	at Oakland, 9/10/67 (51-0)
46	vs. Kansas City, 10/23/66 (56-10)
45	vs. Oakland, 10/24/10 (59-14)
43	at Kansas City, 10/29/67 (52-9)

KICKING

MOST FIELD GOALS MADE

Season

31	2001, 1995
30	2015, 2009, 1994
29	2016, 2004, 1999
28	2003, 1997
27	2007, 2006, 1991, 1989, 1962

Game

5	Six times (last: at San Diego, 12/14/14)
4	33 times (last: vs. Indianapolis, 9/18/16)

HIGHEST PERCENTAGE ON PAT ATTEMPTS

1.000	24 times (last: 2017, 27 of 27)
-------	---------------------------------

TOTAL OFFENSE

MOST TOTAL PLAYS

Season

1,156	2013
1,152	1985
1,115	2000
1,092	1996
1,090	2012
1,077	1988
1,075	2017
1,071	1989
1,070	2004
	1987

Game

95	at Green Bay (at Milwaukee), 9/20/87 (OT)
91	vs. Tennessee, 12/8/13
88	at Seattle, 10/29/78 (OT)
86	at New England, 11/24/13 (OT)
	at Chicago, 12/12/76
	vs. San Diego, 11/30/75 (OT)
	vs. Oakland, 10/16/95
	at Kansas City, 12/4/94 (OT)
	at L.A. Raiders, 10/28/84 (OT)
	vs. Boston, 12/3/61
84	

TEAM RECORDS — OFFENSE / RUSHING

MOST YARDS TOTAL OFFENSE

Season

7,317	2013 (1,873 rush/5,444 pass)
6,554	2000 (2,311/4,243)
6,446	2014 (1,785/4,661)
6,366	2012 (1,832/4,534)
6,333	2008 (1,862/4,471)
6,332	2004 (2,333/3,999)
6,092	1998 (2,468/3,624)
6,090	2002 (2,266/3,824)
6,040	1995 (1,995/4,045)
5,872	1997 (2,378/3,494)

Game

568	vs. Arizona, 10/5/14 (92 rush/476 pass)
567	vs. Atlanta, 10/31/04 (68/499)
564	at Cleveland, 11/6/08 (123/441)
	vs. Philadelphia, 10/30/05 (255/309)
551	vs. Tennessee, 12/8/13 (154/397)
548	vs. Baltimore, 10/20/96 (222/326)
543	vs. N.Y. Jets, 9/19/76 (251/292)
538	at Seattle, 11/26/00 (301/237)
536	vs. Oakland, 9/23/13 (164/372)
	vs. San Diego, 11/19/00 (93/433)

HIGHEST AVERAGE GAIN PER PLAY

Season

6.33	2013 (1,156-7,317)
6.21	2008 (1,019-6,333)
6.04	2014 (1,067-6,446)
5.92	2004 (1,070-6,332)
5.88	2000 (1,115-6,554)
5.85	1998 (1,041-6,092)
5.84	2012 (1,090-6,366)
5.76	2002 (1,057-6,090)
5.70	1995 (1,060-6,040)
5.68	2007 (976-5,541)

Game

9.53	vs. Dallas, 9/13/98 (54-515)
8.33	vs. Kansas City, 12/7/03 (61-508)
8.11	at Kansas City, 12/11/13 (66-535)
7.94	at Cleveland, 11/6/08 (71-564)
7.93	vs. Green Bay, 11/1/15 (63-500)
7.83	vs. Philadelphia, 10/30/05 (72-564)
7.77	vs. New England, 12/17/72 (62-482)
7.76	vs. Arizona, 12/29/02 (58-450)
7.73	vs. Kansas City, 9/21/75 (55-425)
	vs. San Diego, 1/3/16 (65-503)

FEWEST YARDS TOTAL OFFENSE

Season

2,837	1982 (players' strike; nine-game season) (1,018 rush/1,819 pass)
2,947	1967 (1,265/1,682)
3,168	1966 (1,173/1,995)
3,332	1964 (1,311/2,021)
3,811	1961 (1,091/2,720)
3,827	1970 (1,802/2,025)
3,906	1977 (2,043/1,863)
3,971	1968 (1,614/2,357)
3,995	1963 (1,508/2,487)
4,136	1976 (1,932/2,204)

Game

-5	at Oakland, 9/10/67 (48 rush/-53 pass)
26	at Houston, 9/3/66 (33/-7)
82	at Philadelphia, 9/20/92 (52/30)
128	at Washington, 10/12/92 (26/102)
130	at Chicago, 9/9/84 (53/77)
131	vs. Buffalo, 12/13/64 (47/84)
132	vs. Boston, 10/4/64 (53/79)
139	at Pittsburgh, 9/4/83 (138/1)
148	at Kansas City, 12/6/70 (76/72)
152	vs. Oakland, 9/3/78 (144/8)

RUSHING

MOST RUSHES

Season

601	1978
554	1989
546	2011
543	2003
542	2005
534	2004
525	1998
	1996
	1979
523	1977

Game

60	vs. San Diego, 11/30/75 (OT)
59	at Kansas City, 9/24/78 (OT)
	at Chicago, 12/12/76
57	at Seattle, 10/29/78 (OT)
	at Cleveland, 10/24/71
55	at Kansas City, 11/13/11
	vs. San Diego, 10/17/71
54	at Indianapolis, 12/21/03
53	at Kansas City, 11/20/77
51	at San Diego, 11/27/11
	at Oakland, 10/17/04
	vs. Green Bay, 10/17/99

MOST YARDS RUSHING

Season

2,632	2011
2,629	2003
2,539	2005
2,468	1998
2,451	1978
2,378	1997
2,362	1996
2,333	2004
2,311	2000
2,266	2002

Game

356	at Chicago, 12/12/76
328	vs. San Diego, 11/30/75 (OT)
301	at Seattle, 11/26/00
299	at Oakland, 11/6/11
292	at Oakland, 11/24/74
283	at New Orleans, 12/3/00
280	at New England, 11/24/13
	at Cleveland, 10/24/71
278	at Seattle, 10/29/78 (OT)
272	at Cincinnati, 10/19/69

HIGHEST AVERAGE GAIN PER RUSH

Season

4.96	2002 (457-2,266)
4.84	2003 (543-2,629)
4.82	2011 (546-2,632)
4.81	2008 (387-1,862)
4.70	1998 (525-2,468)
4.68	2005 (542-2,539)
4.57	1997 (520-2,378)
4.56	2007 (429-1,957)
4.53	1995 (440-1,995)
4.50	1996 (525-2,362)

Game (min. 10 rushes)

9.52	vs. Chicago, 11/23/03 (21-200)
9.00	at San Diego, 12/28/08 (10-90)
8.44	vs. Kansas City, 12/7/03 (32-270)
8.13	vs. New England, 12/18/11 (31-252)
8.09	vs. Arizona, 12/29/02 (32-259)
7.88	vs. Seattle, 12/19/99 (33-260) (OT)
7.73	vs. Houston, 10/18/92 (22-170)
7.67	at Oakland, 11/6/11 (39-299)
7.66	vs. Cincinnati, 9/21/97 (29-222)
7.63	at N.Y. Giants, 11/5/72 (24-183)

TEAM RECORDS — RUSHING / PASSING

MOST RUSHING TOUCHDOWNS

Season

26	1998
25	2005
21	2002
	2000
20	2003
	1996
	1985
	1974
19	1994
	1990

Game

5	vs. Kansas City, 12/7/03
4	Seven times (last: vs. San Francisco, 12/23/00)

FEWEST YARDS RUSHING

Season

1,018	1982 (players' strike; nine-game season)
1,091	1961
1,173	1966
1,195	1960
1,265	1967
1,298	1962
1,311	1964
1,470	1994
1,484	2016
1,500	1992

Game

13	at Oakland, 10/22/72
14	vs. Miami, 11/2/08
18	at Tennessee, 12/11/16
	vs. San Diego, 12/12/13
19	at Tennessee, 10/3/10
20	at Dallas, 12/10/61
26	at Washington, 10/12/92
27	vs. Pittsburgh, 11/9/09
	at Buffalo, 9/15/62
28	at St. Louis, 11/16/14
	vs New England, 11/4/84
	vs Kansas City, 10/23/66

PASSING

MOST PASS ATTEMPTS

Season

675	2013
626	1994
620	2008
617	1985
607	2014
606	2015
594	1995
588	2012
581	1988
580	2010

Game

59	vs. Tennessee, 12/8/13
	at Green Bay, 10/10/93
58	vs. San Diego, 11/19/00
57	at New England, 11/2/14
	vs. Indianapolis, 9/26/10
56	vs. Kansas City, 1/3/10
	at L.A. Raiders, 12/26/82
	at Boston, 9/21/62
	at Buffalo, 9/15/62

MOST COMPLETIONS

Season

461	2013
402	2012
399	2014
388	1994
386	2008
368	2015
359	2002
354	2000
350	1995
	1993

Game

39	vs. Tennessee, 12/8/13
37	vs. Indianapolis, 9/26/10
36	at Tennessee, 12/11/16
	vs. San Diego, 9/14/08
	vs. San Diego, 11/19/00
	vs. San Diego, 9/4/94
35	vs. Oakland, 12/13/15
	at Tennessee, 10/3/10
	vs. New England, 10/11/09
	at Baltimore, 9/30/02
	at Houston, 12/20/64

HIGHEST COMPLETION PERCENTAGE

Season

.684	2012 (402-588)
.683	2013 (461-675)
.657	2014 (399-607)
.648	2002 (359-554)
.633	2007 (326-515)
.633	1993 (350-553)
.623	2008 (386-620)
.622	2000 (354-569)
.620	1994 (388-626)
.611	2009 (341-558)

Game (min. 10 attempts)

.917	at L.A. Raiders, 11/2/86 (11-12)
.875	vs. San Diego, 9/27/81 (21-24)
.870	vs. Kansas City, 12/10/78 (20-23)
.865	vs. Oakland, 9/23/13 (32-37)
.829	at Oakland, 12/29/13 (34-41)
.824	at Indianapolis, 12/21/03 (14-17)
.815	vs. San Francisco, 10/19/14 (22-27)
.811	vs. Philadelphia, 9/29/13 (30-37)
.808	at Tennessee, 12/25/04 (21-26)
.808	vs. Kansas City, 9/14/14 (21-26)
.800	vs. Miami, 11/23/14 (28-35)
.800	at San Diego, 10/15/12 (24-30)
.800	vs. Kansas City, 12/7/08 (32-40)

MOST YARDS PASSING (NET YARDS)

Season

*5,444	2013
4,661	2014
4,534	2012
4,471	2008
4,243	2000
4,045	1995
4,038	2010
4,017	1994
3,999	2004
3,970	2015

* - NFL record

Game

499	vs. Atlanta, 10/31/04
479	vs. Arizona, 11/2/14
472	vs. Indianapolis, 9/26/10
459	vs. Kansas City, 11/18/74
445	vs. Baltimore, 9/5/13
443	vs. San Diego, 11/19/00
441	at Cleveland, 11/6/08
438	at New England, 11/2/14
431	vs. Oakland, 12/14/80

FEWEST YARDS PASSING (NET YARDS)

Season

1,682	1967
1,819	1982 (players' strike; nine-game season)
1,863	1977
1,995	1966
2,021	1964
2,025	1970
2,065	1971
2,204	1976
2,328	1974
2,357	1968

TEAM RECORDS — PASSING

FEWEST YARDS PASSING (NET YARDS), CONT.

Game	
-53	at Oakland, 9/10/67
-7	at Houston, 9/3/66
1	at Pittsburgh, 9/4/83
6	vs. N.Y. Jets, 11/15/64
8	vs. Oakland, 9/3/78
	vs. San Diego, 11/30/75 (OT)
18	at N.Y. Jets, 12/3/67
20	at Houston, 11/14/65
30	at Philadelphia, 9/20/92
33	vs. San Diego, 10/7/79

MOST TOUCHDOWN PASSES THROWN

Season	
*55	2013
40	2014
37	2012
32	1998
28	2000
27	2004
	1997
	1995
	1993
	1981
26	2001
	1996
* - NFL record	

Game	
*7	vs. Baltimore, 9/5/13
5	at Oakland, 11/9/14
	vs. Kansas City, 11/14/10
	vs. San Diego, 11/19/00
	vs. Minnesota, 11/18/84
	vs. Buffalo, 10/28/62
4	26 times (last: vs. Dallas, 9/17/17)
* - NFL record (tie)	

MOST INTERCEPTIONS THROWN

Season	
45	1961
40	1962
35	1960
34	1975
32	1964
30	1966
	1965
29	1992
	1963
28	1970

Game	
8	at Houston, 12/2/62
6	vs. San Diego, 9/21/80
	vs. San Diego, 11/30/75 (OT)
	at San Diego, 9/24/72
	at Houston, 11/26/61
	vs. Buffalo, 11/19/61
	at Green Bay (at Milwaukee), 9/26/71
5	17 times (last: vs. Kansas City, 11/15/15)

BEST INTERCEPTION AVOIDANCE PERCENTAGE

Season	
.015	2013 (10-675)
.015	2005 (7-465)
.018	1993 (10-553)
.019	2012 (11-588)
.019	2016 (11-570)
.021	2010 (12-580)
.021	1994 (13-626)
.021	2000 (12-569)
.021	1997 (11-513)
.023	2009 (13-558)

HIGHEST AVERAGE GAIN PER ATTEMPT

Season	
8.25	2013 (675-5572)
8.23	1981 (485-3,992)
8.09	1974 (329-2,660)
7.94	2012 (588-4,671)
7.87	2014 (399-607)

HIGHEST AVERAGE GAIN PER COMPLETION

Season	
15.79	1968 (179-2,826)
14.94	1976 (168-2,510)
14.77	1969 (192-2,835)
14.60	1967 (150-2,190)
14.46	1974 (184-2,660)
14.43	1972 (201-2,900)
14.18	1963 (217-3,076)
14.16	1966 (166-2,351)
13.90	1977 (163-2,265)
13.81	1981 (289-3,992)

FEWEST TIMES DENVER PASSER SACKED

Season	
12	2008
15	2004
17	2014
20	2013
21	2012
22	1971
23	2005
24	1982 (players' strike; nine-game season)
	1965

MOST TIMES DENVER PASSER SACKED

Season	
63	1963
61	1981
	1964
58	1967
55	1994
	1983
52	2017
	1992
51	1969
50	1977

Game	
11	vs. Oakland, 11/5/67
	vs. Buffalo, 12/13/64
10	at Oakland, 10/31/76
	at Oakland, 12/8/75
9	at Chicago, 10/2/83

MOST YARDAGE LOST ON SACKS

Season	
590	1963
520	1964
508	1967
469	1968
461	1981
439	1983
402	1977
382	1992
366	1994
359	1975

Game	
95	vs. Oakland, 11/5/67
84	vs. Buffalo, 12/13/64
78	vs. Kansas City, 12/14/68
	vs. Boston, 9/29/63
77	at Boston, 9/21/62
74	at Oakland, 12/8/75
72	at L.A. Raiders, 12/26/82
71	at Chicago, 10/2/83
67	vs. L.A. Raiders, 10/18/93
63	vs. Kansas City, 10/1/72

TEAM RECORDS — FIRST DOWNS / PUNTING

FIRST DOWNS

MOST FIRST DOWNS

Season

435	2013
383	2000
380	2012
360	2014
357	2002
354	2008
351	2004
347	1998
346	1994
344	1995

Game

39	vs. Tennessee, 12/8/13
35	vs. Philadelphia, 9/29/13
34	at Dallas, 10/6/13
	vs. San Diego, 9/14/08
	vs. San Diego, 11/19/00
	vs. Kansas City, 11/18/74
32	vs. Kansas City, 12/30/12
	at Cincinnati, 10/22/00
31	Six times (last: vs. Oakland, 9/23/13)

MOST FIRST DOWNS RUSHING

Season

145	2005
138	1997
135	1998
134	1996
133	2003
132	1987
130	1979
129	2011
	1978
127	2004

Game

19	at Chicago, 12/12/76
	vs. San Diego, 11/30/75 (OT)
18	vs. N.Y. Jets, 11/20/05
17	at Seattle, 10/29/78 (OT)
16	at Kansas City, 10/27/85
	vs. N.Y. Giants, 10/26/80
	at Kansas City, 9/24/78 (OT)
	at Boston, 9/24/65
15	Six times (last: at New England, 11/24/13)

MOST FIRST DOWNS PASSING

Season

293	2013
232	2012
227	2014
223	2008
	2000
205	1995
204	2010
202	1994
201	2015
199	2002

Game

25	vs. Tennessee, 12/8/13
	vs. Kansas City, 11/24/74
24	vs. San Diego, 12/3/00
23	vs. Washington, 10/17/13
	at Houston, 12/20/64
22	vs. Oakland, 12/14/80
21	vs. Kansas City, 1/3/10
	vs. New England, 10/11/09
	vs. Atlanta, 10/31/04
20	10 times (last: at New Orleans, 11/13/16)

MOST FIRST DOWNS BY PENALTY

Season

43	1994
41	1986
40	2004
39	2003
38	1983
36	2012
	2000
	1988
35	2014
	2013
	1993

Game

11	vs. Houston Oilers, 10/6/85
7	at Kansas City, 9/19/99
	at Kansas City, 11/16/98
	vs. L.A. Raiders, 9/7/86
6	Six times (last: at Oakland, 12/6/12)

FEWEST FIRST DOWNS

Season

170	1982 (players' strike; nine-game season)
171	1966
172	1967
207	1964
217	1971
	1970
	1968
219	1961
223	1977
230	1963

Game

0	at Houston, 9/3/66
3	at Oakland, 9/10/67
4	at Philadelphia, 9/20/92
7	at Washington, 10/12/92
	at Kansas City, 12/6/70
	vs. Buffalo, 12/13/64
8	Six times (last: at Tampa Bay, 9/26/99)

PUNTING

MOST PUNTS

Season

105	1967
101	2011
96	1984
	1978
	1968
94	1985
91	1977
89	2016
	1979
87	1983
	1970

Game

12	at Buffalo, 10/25/81
	vs. Cincinnati, 10/6/68
	at Oakland, 9/10/67
11	at Jacksonville, 12/04/16
	at Seattle, 11/30/92 (OT)
	vs. Seattle, 10/20/85 (OT)
10	Seven times (last: at Baltimore, 9/11/83)

FEWEST PUNTS

Season

45	1982 (players' strike; nine-game season)
46	2008
54	1995
55	2002
60	2007
	1997
	1990
	1972
	1962
62	2000

TEAM RECORDS — PUNTING / RETURNS

FEWEST PUNTS, CONT.

Game	
0	at Dallas, 10/6/13 vs. Oakland, 9/30/12 vs. Buffalo, 12/21/08 vs. San Diego, 11/16/03 at Minnesota 11/4/90 vs. Dallas, 10/8/61
1	25 times (last: at Indianapolis, 12/14/17)

HIGHEST PUNTING AVERAGE

Season	
47.4	2011 (101-4,783)
46.7	2008 (46-2,150)
46.5	1999 (84-3,908)
46.3	2012 (67-3,099)
46.2	1998 (67-3,097)
45.7	2016 (89-4,068)
45.2	1966 (77-2,878)
45.1	1973 (69-3,114)
45.0	1982 (45-2,026) (players' strike; nine-game season)
44.9	1967 (105-4,713)

Game (min. 4 punts)

57.2	vs. L.A. Raiders, 9/26/88 (5-286) (OT)
56.6	vs. Seattle, 11/24/84 (5-283)
56.2	at Arizona, 12/12/10 (5-281)
55.8	vs. Cincinnati, 9/18/11 (6-335)
55.8	vs. San Diego, 12/16/90 (5-279)
55.0	at New England, 10/27/91 (5-275)
54.4	at Oakland, 9/20/98 (5-272)
54.3	at Arizona, 9/23/01 (4-217) vs. Minnesota, 10/31/99 (4-217)
54.2	at Oakland, 10/10/99 (5-271)

LOWEST PUNTING AVERAGE

Season	
35.1	1976 (84-2,945)
36.4	1978 (96-3,494)
37.3	1960 (70-2,610)
39.0	2002 (55-2,145)
39.2	1977 (91-3,563)
39.3	1986 (86-3,376)
39.4	1961 (80-3,149)
39.6	2000 (62-2,455)
39.9	1989 (80-3,188)
39.9	1975 (63-2,515)

HIGHEST NET PUNTING AVERAGE (SINCE 1976)

Season	
42.1	2012 (67-2,822)
41.3	2016 (89-3,677)
40.2	2011 (101-4,058)
39.5	2015 (85-3,357)
39.0	2017 (76-3,309)
38.8	2013 (65-2,522)
38.5	1990 (60-2,313)
38.1	1997 (60-2,283)
38.0	2005 (73-2,771)
37.9	1988 (68-2,574)

Game (min. 4 punts)

52.8	vs. L.A. Raiders, 9/26/88 (5-264) (OT)
52.3	vs. San Diego, 11/11/01 (6-314)
52.3	at Houston, 12/4/77 (4-209)
51.2	vs. San Diego, 12/16/90 (5-256)
51.0	vs. Cincinnati, 9/18/11 (6-306)
50.6	at Atlanta, 9/17/12 (5-253)
48.8	at Minnesota, 12/4/11 (6-293)
48.0	vs. Arizona, 10/5/14 (4-192)
48.3	vs. San Francisco, 9/19/82 (6-290)
47.8	vs. San Diego, 10/30/16 (5-239)

PUNT RETURNS

MOST PUNT RETURNS

Season	
63	1970
58	1977
54	1999
53	1988
51	1981
	1978
	1976
49	1996
48	2012
	1987
	1986

Game

8	at Carolina, 11/11/12 vs. Chicago, 12/11/11 vs. San Diego, 12/27/87 vs. Baltimore, 10/22/78 vs. San Diego, 11/30/75 (OT) at Kansas City, 10/6/74 at Buffalo, 9/20/70
7	Eight times (last: vs. Miami, 12/12/04)

MOST PUNT RETURN YARDS

Season	
712	1977
640	1976
596	2011
583	1996
582	1978
556	1970
555	1997
552	1986
486	1987
474	1974

Game

168	vs. Carolina, 11/9/97
167	vs. Pittsburgh, 11/6/77
150	vs. San Diego, 12/27/88
128	vs. Oakland, 9/12/11 vs. San Francisco, 9/19/82
126	at N.Y. Jets, 12/3/67
125	at Carolina, 11/11/12 vs. Cleveland, 9/26/76
121	at N.Y. Giants, 9/15/13 vs. St. Louis, 9/14/97 at Buffalo, 9/20/70

HIGHEST PUNT RETURN AVERAGE

Season	
14.5	1982 (21-305) (players' strike; nine-game season)
13.5	1997 (41-555)
13.5	1967 (26-351)
13.1	2001 (31-405)
12.9	1963 (30-387)
12.7	2011 (47-596)
12.5	1976 (51-640)
12.3	1977 (58-712)
12.2	1969 (37-450)
11.9	1996 (49-583)

MOST PUNT RETURN TOUCHDOWNS

Season	
4	1976
3	1997
2	2011, 2003, 1986, 1982
1	18 times (last: 2015)

Game

2	vs. Carolina, 11/9/97 vs. Cleveland, 9/26/76
1	27 times (last: at Indianapolis, 11/8/15)

KICKOFF RETURNS

MOST KICKOFF RETURNS

Season	
78	1963
76	1964
75	1994
71	2008
	1965
67	2001
	1960
66	Three times (last: 2000)

TEAM RECORDS — KICK RETURNS / FUMBLES

MOST KICKOFF RETURNS, CONT.

Game	
10	at Arizona, 12/12/10 at Indianapolis, 10/31/88 vs. Boston, 10/4/64
9	at San Diego, 12/22/63 at Buffalo, 12/24/11 at San Diego, 12/28/08 at Kansas City, 12/18/83 at Boston, 10/18/63 vs. Kansas City, 9/7/63
8	18 times (last: at Oakland, 12/19/10)

MOST KICKOFF RETURN YARDS

Season	
1,801	1963
1,758	1964
1,731	1965
1,576	2001
1,558	1966
1,550	2008
1,547	1960
1,523	1994
1,518	1967
1,501	1961

Game	
295	vs. Boston, 10/4/64
289	vs. Kansas City, 9/7/63
272	at Arizona, 12/12/10
238	at Kansas City, 10/8/63
226	at Indianapolis, 10/31/88
217	at San Diego, 10/29/61
216	at Houston, 9/3/66
215	at San Diego, 10/29/61
211	at Minnesota, 11/4/90
208	vs. Boston, 11/11/62 at Boston, 9/21/62

HIGHEST KICKOFF RETURN AVERAGE

Season	
26.9	1966 (58-1,588)
25.3	1967 (60-1,518)
25.1	2014 (32-802)
25.0	2013 (39-974)
24.5	2011 (39-956)
24.5	1975 (59-1,446)
24.4	1965 (71-1,731)
24.3	2010 (59-1,435)
24.2	1998 (58-1,402)
23.9	1996 (50-1,195)

MOST KICKOFF RETURN TOUCHDOWNS

Season	
3	1966
1	Nine times (last: 2013)
Game	
1	12 times (last: vs. Philadelphia, 9/29/13)

FUMBLES

MOST BRONCOS FUMBLES

Season	
36	1984
	1966
35	1979
34	1988
	1983
	1963
33	1999
	1961
32	1960
31	1991
Game	
6	vs. Washington, 11/18/01 vs. Philadelphia, 10/29/89 vs. Cleveland, 10/19/75 at Boston, 11/6/66 vs. L.A. Chargers, 10/16/60
5	16 times (last: at New England, 11/24/13)

MOST BRONCOS FUMBLES LOST

Season	
20	1961
19	1983
18	1994
	1993
	1981
	1979
17	Seven times (last: 2011)
Game	
5	vs. Cleveland, 10/19/75 vs. Chicago, 9/30/73
4	Eight times (last: at Indianapolis, 10/31/88)

FEWEST BRONCOS FUMBLES

Season	
15	2009
	1969
16	2015
	2014
17	1998
18	2008
19	2005
21	2002
	1973
22	2012
23	Four times (last: 2004)

FEWEST BRONCOS FUMBLES LOST

Season	
5	2014
6	2003
	1998
7	2002
8	2015
	2001
	1985
	1969
	1964
9	Three times (last: 2005)

MOST OPPONENT FUMBLES

Season	
46	1983
44	1984
43	1989
40	1964
37	1975
36	1990
	1981
	1971
35	1987, 1970, 1966
Game	
7	vs. Green Bay, 10/15/84 vs. Seattle, 11/20/83 at Oakland, 10/4/81 vs. Buffalo, 12/13/64
6	11 times (last: at New England, 11/24/13)

MOST OPPONENT FUMBLES RECOVERED

Season	
24	1984
23	1981
22	1989
21	1964
20	1983
	1971
	1963
19	1987, 1979, 1962
Game	
6	at Buffalo, 12/2/79
5	vs. Seattle, 12/13/81 at Boston, 11/6/66 vs. Buffalo, 12/13/64 at Oakland, 10/14/62
4	11 times (last: at L.A. Raiders, 10/28/84) (OT)

TEAM RECORDS — FUMBLES / TURNOVERS / PENALTIES

FEWEST OPPONENT FUMBLES

Season	
13	2017
15	2008
17	1982 (players' strike; nine-game season)
19	2011
20	1995
21	2014
22	2010
	1985
	1974

FEWEST OPPONENT FUMBLES RECOVERED

Season	
7	2017
	2014
	2008
	1982 (players' strike; nine-game season)
8	2012
	2010
	2004
9	2013
	2011
	1996

TURNOVERS

MOST TAKEAWAYS

Season	
55	1984 (31 INT / 24 FUM)
53	1964 (32 INT / 21 FUM)
47	1987 (28 INT / 19 FUM)
	1983 (27 INT / 20 FUM)
46	1981 (23 INT / 23 FUM)
	1962 (27 INT / 19 FUM)
44	2000 (27 INT / 17 FUM)
	1978 (31 INT / 13 FUM)
	1960 (27 INT / 17 FUM)
43	1989 (21 INT / 22 FUM)
Game	
10	at Detroit, 10/7/84 (7 INT / 3 FUM)
8	vs. Seattle, 11/20/83 (4 INT / 4 FUM)
	at Oakland, 10/16/77 (7 INT / 1 FUM)
7	Eight times [last: at L.A. Raiders, 10/28/84 (3 INT / 4 FUM)]

FEWEST TAKEAWAYS

Season	
13	2008 (6 INT / 7 FUM)
17	2017 (10 INT / 7 FUM)
18	2011 (9 INT / 9 FUM)
	2010 (10 INT / 8 FUM)
19	1982 (12 INT / 7 FUM) (players' strike; nine-game season)
20	2004 (12 INT / 8 FUM)
	2003 (9 INT / 11 FUM)
21	1995 (8 INT / 13 FUM)
22	2002 (9 INT / 13 FUM)
	1972 (10 INT / 12 FUM)

MOST GIVEAWAYS

Season	
*65	1961 (45 INT / 20 FUM)
54	1962 (40 INT / 14 FUM)
52	1960 (35 INT / 17 FUM)
48	1975 (34 INT / 14 FUM)
47	1966 (30 INT / 17 FUM)
46	1965 (30 INT / 16 FUM)
43	1992 (29 INT / 14 FUM)
	1963 (28 INT / 15 FUM)
41	1983 (22 INT / 19 FUM)
	1979 (23 INT / 18 FUM)
	1970 (28 INT / 13 FUM)

* - NFL Record

Game	
9	at Houston, 12/2/62 (8 INT / 1 FUM)
	vs. Buffalo, 11/19/61 (6 INT / 3 FUM)
8	vs. Buffalo, 9/19/65 (5 INT / 3 FUM)
	at Houston, 11/26/61 (6 INT / 2 FUM)
7	Seven times [last: vs. San Diego, 9/21/80 (6 INT / 1 FUM)]

FEWEST GIVEAWAYS

Season	
16	2005 (7 INT / 9 FUM)
20	2014 (15 INT / 5 FUM)
	1998 (14 INT / 6 FUM)
21	1997 (11 INT / 10 FUM)
23	2009 (13 INT / 10 FUM)
24	2003 (18 INT / 6 FUM)
25	2016 (11 INT / 14 FUM)
	2012 (11 INT / 14 FUM)
	2000 (12 INT / 13 FUM)
	1991 (12 INT / 13 FUM)

CONSECUTIVE GAMES WITH A TAKEAWAY

36	1982-84 (2nd game '82 through 12th game '84)
----	--

CONSECUTIVE GAMES WITHOUT A GIVEAWAY

4	2005 (3rd through 6th)
---	------------------------

BEST TAKEAWAY RATIO

Season	
+21	1984 (55 Takeaways / 34 Giveaways)
+20	2005 (36/16)
+19	2000 (44/25)
+13	1964 (53/40)
+12	1977 (39/27)
+11	1989 (43/32)
	1987 (47/36)
	1967 (41/30)
+10	2001 (37/27)
	1998 (30/20)
	1997 (31/21)
	1978 (44/34)

Game

+8	at Oakland, 10/16/77 (8 Takeaways / 0 Giveaways)
----	--

WORST TAKEAWAY RATIO

Season	
-25	1961 (40 Takeaways / 65 Giveaways)
-17	2017 (17/34)
	2008 (13/30)
	1982 (19/36)
-16	1975 (32/48)
	1966 (31/47)
-12	2011 (18/30)
	1992 (31/43)
	1972 (22/34)
-9	2010 (18/27)
	2004 (20/29)
	1995 (21/30)
	1980 (28/37)

Game

-9	vs. Buffalo, 11/19/61 (0 Takeaways / 9 Giveaways)
----	---

PENALTIES

MOST PENALTIES

Season	
132	1978
120	2014
117	2013
116	1997
	1979
115	2015
	1998
114	1999
113	2017

Game

15	vs. Kansas City, 11/27/16
	vs. Tampa Bay, 11/7/76
	at Philadelphia, 11/5/17
	at Kansas City, 9/20/93
	vs. Oakland, 10/17/76
	at N.Y. Jets, 10/28/73
13	Six times (last vs. Kansas City, 11/17/13)

TEAM RECORDS — PENALTIES / THIRD DOWNS / DEFENSE

MOST YARDS PENALIZED

Season

1,092	1978
1,063	2015
1,045	2014
1,023	1998
1,006	1997
	1979
1,000	2013
986	1976
985	2016
949	1996

Game

160	vs. Tampa Bay, 11/7/76
148	at Seattle, 10/14/01
146	at Kansas City, 12/16/01 (OT)
134	vs. Pittsburgh, 11/6/77
132	at N.Y. Giants, 9/15/13
	at Oakland, 10/17/76
130	vs. N.Y. Titans, 11/22/62
128	at Minnesota, 10/26/87
	at Seattle, 12/8/79
127	at Pittsburgh, 12/20/15

FEWEST PENALTIES

Season

48	1967
54	1982 (players' strike; nine-game season)
	1960
60	1961
64	1962
65	1963
66	1966
67	2006
	1971
69	1965

Game

0	vs. Kansas City, 9/17/06 (OT)
	at Chicago, 12/18/93
	vs. Kansas City, 12/16/67
1	19 times (last: at New Orleans, 11/13/16)

FEWEST YARDS PENALIZED

Season

478	2006
501	1960
512	1967
516	1982 (players' strike; nine-game season)
548	1963
560	1961
594	1989
610	2007
613	1962
632	1974

Game

0	vs. Kansas City, 9/17/06 (OT)
	at Chicago, 12/18/93
	vs. Kansas City, 12/17/67
	at Boston, 9/21/62
5	vs. Kansas City, 12/7/08
	at Arizona, 12/17/06
	vs. Atlanta, 10/16/88
	at Kansas City, 10/27/85
	vs. Kansas City, 9/7/63
	vs. Boston, 11/11/62
	vs. Dallas, 10/30/60

THIRD DOWNS (SINCE 1972)

MOST THIRD DOWN ATTEMPTS

Season

252	1985
-----	------

MOST THIRD DOWN CONVERSIONS

Season

112	1996
-----	------

HIGHEST THIRD DOWN PERCENTAGE

Season

.489	1996 (112-229)
------	----------------

TOTAL DEFENSE

FEWEST POINTS ALLOWED

Season

148	1977
198	1978
206	1976
226	1989
	1982 (players' strike; nine-game season)
235	1991
241	1984
258	2005
262	1979
264	1970

Game (List of Denver Shutouts: 18)

Denver 23, N.Y. Jets 0, 12/10/17
Denver 24, N.Y. Jets 0, 11/20/05
Denver 34, Carolina 0, 11/9/97
Denver 27, Oakland 0, 10/16/95
Denver 12, at Cleveland 0, 9/27/92
Denver 37, at Phoenix 0, 12/16/89
Denver 12, at San Diego 0, 10/2/88
Denver 24, San Diego 0, 12/27/87
Denver 34, Detroit 0, 11/1/87
Denver 21, Kansas City 0, 10/23/84
Denver 17, at Oakland 0, 10/4/81
Denver 7, San Diego 0, 10/7/79
Denver 10, Cincinnati 0, 9/2/79
Denver 7, St. Louis 0, 9/18/77
Denver, 17, at San Diego 0, 11/14/76
Denver 26, San Diego 0, 10/3/76
Denver 27, Cleveland 0, 10/24/71
Denver 13, San Diego 0, 11/2/69

FEWEST TOUCHDOWNS ALLOWED

Season

18	1977
21	1978
22	1991
25	1989
	1982 (players' strike; nine-game season)
	1976
26	1984
27	1993
28	1970
29	2006

FEWEST FIELD GOALS ALLOWED

Season

8	1977
12	1976
13	1995
	1961
14	2005
	1998
	1997
	1987
	1965
15	1981
	1979
	1967
	1963

FEWEST TOTAL PLAYS ALLOWED

Season

616	1982 (players' strike; nine-game season)
825	1971
838	1970
847	1963
850	1965
871	1966
872	1973
876	1972
899	1961
901	1975

TEAM DEFENSIVE RECORDS — TOTAL / RUSHING

Game

37	at Indianapolis, 12/21/03
40	at Jacksonville, 9/19/04
	vs. San Diego, 11/16/03
	vs. San Diego, 10/6/63
42	vs. Green Bay, 12/30/90
	vs. San Diego, 11/30/75 (OT)
43	vs. N.Y. Jets, 11/20/05
	vs. Indianapolis, 1/2/05
44	at Kansas City, 11/30/14
	at Oakland, 9/24/00
	at Boston, 9/24/65
	vs. Boston, 9/29/63

FEWEST TOTAL YARDS ALLOWED

Season

3,169	1982 (935 rush/2,234 pass) (players' strike; nine-game season)
3,705	1970 (1,351/2,354)
3,734	1976 (1,709/2,025)
3,775	1977 (1,531/2,244)
3,819	1971 (1,834/1,985)
3,851	1972 (1,668/2,183)
4,006	1975 (1,974/2,032)
4,235	1973 (1,795/2,440)
4,297	1965 (1,337/2,960)
4,391	1974 (1,808/2,583)

Game

60	at Cleveland, 10/24/71 (24 rush/36 pass)
66	vs. Chicago, 12/5/71 (73/-7)
70	vs. San Diego, 11/2/69 (50/20)
92	vs. New England, 11/11/79 (58/34)
96	vs. San Diego, 11/16/03 (40/56)
100	vs. N.Y. Jets, 12/10/17 (41/59)
101	at Phoenix, 12/16/89 (22/79)
119	vs. Kansas City, 12/30/12 (93/26)
121	vs. Kansas City, 10/4/70 (88/33)

LOWEST AVERAGE YIELD PER PLAY

Season

4.01	1977 (931-3,775)
4.14	1976 (919-3,734)
4.38	2015 (1,033-4,530)
	1978 (1,016-4,448)
4.39	1972 (876-3,851)
4.42	1970 (838-3,705)
4.45	1975 (901-4,006)
4.51	1989 (977-4,407)
4.58	2012 (1,015-4,652)
4.62	1971 (825-3,819)

Game

1.12	vs. Chicago, 12/5/71 (59-66)
1.25	vs. San Diego, 11/2/69 (56-70)
1.30	at Cleveland, 10/24/71 (46-60)
1.61	vs. New England, 11/11/79 (57-92)
2.06	at Phoenix, 12/16/89 (49-101)
2.16	vs. Kansas City, 10/4/70 (56-121)
2.25	at San Diego, 11/14/76 (57-128)
2.27	vs. N.Y. Jets, 12/10/17 (44-100)

RUSHING DEFENSE

FEWEST RUSHES ALLOWED

Season

293	1982 (players' strike; nine-game season)
344	2005
	2000
345	1996
349	2014
356	1998
379	2003
	2002
381	1997

Game

8	vs. N.Y. Jets, 11/20/05
9	at New Orleans, 12/3/00
	vs. Cleveland, 10/15/00
	at New England, 11/17/96
10	at San Diego, 12/29/87
	at San Diego, 10/12/86
11	at Jacksonville, 10/2/05
	vs. Green Bay, 10/17/99
	at N.Y. Jets, 12/3/67
12	at Indianapolis, 12/21/03
	at Detroit, 12/25/99
	vs. Kansas City, 10/27/96
	at Phoenix, 12/16/89

FEWEST RUSHING YARDS ALLOWED

Season

935	1982 (players' strike; nine-game season)
1,276	2014
1,287	1998
1,331	1996
1,337	2015
	1965
1,351	1970
1,363	2005
1,418	1993
1,430	2017

Game

0	at Kansas City, 12/19/65
12	at Jacksonville, 10/2/05
16	vs. Kansas City, 12/9/07
17	at New England, 11/17/96
18	vs. Pittsburgh, 9/27/70
19	vs. N.Y. Jets, 11/20/05
20	at San Diego, 10/2/88
21	at New Orleans, 12/3/00
	vs. Green Bay, 10/17/99
	vs. Oakland, 10/16/95

LOWEST AVERAGE YIELD PER RUSH

Season

3.19	1982 (293-935) (players' strike; nine-game season)
3.26	1977 (470-1,531)
3.27	2015 (408-1,337)
3.30	1970 (409-1,351)
3.34	2017 (428-1,430)
3.37	1979 (502-1,693)
3.45	1976 (496-1,709)
3.48	1965 (384-1,337)
3.57	1993 (397-1,418)
3.60	1978 (549-1,979)

Game (min. 10 rushes)

0.00	at Kansas City, 12/19/65 (20-0)
0.64	vs. Pittsburgh, 9/27/70 (28-18)
0.94	vs. Kansas City, 12/9/07 (17-16)
1.10	at Jacksonville, 10/2/05 (11-12)
1.17	vs. Oakland, 12/13/15 (23-27)
1.21	at N.Y. Giants, 9/15/13 (19-23)
1.29	at Miami, 12/21/98 (28-36)
1.35	at Pittsburgh, 12/20/15 (17-23)
1.47	at Detroit, 9/27/15 (19-28)
	vs. Cincinnati, 12/14/69 (19-28)

FEWEST RUSHING TOUCHDOWNS ALLOWED

Season

5	2012
	1996
	1977
6	1993
7	1970
8	1998
	1991
	1982 (players' strike; nine-game season)
9	2017
	2014
	2001

TEAM DEFENSIVE RECORDS — PASSING

PASSING DEFENSE

FEWEST PASS ATTEMPTS ALLOWED

Season	
307	1982 (players' strike; nine-game season)
348	1975
356	1971
379	1970
387	1973
	1960
391	1976
396	1966
397	1972
408	1963

Game

10	at Kansas City, 9/24/78 (OT)
12	vs. Oakland, 11/23/08
	at Oakland, 10/19/97
	at Kansas City, 10/18/81
13	at Minnesota, 11/4/90
14	at Cincinnati, 10/22/00
	vs. N.Y. Giants, 11/15/92
	vs. Oakland, 10/30/77
	at New England, 11/28/76
	at Kansas City, 11/27/69
	at Houston, 11/20/60

FEWEST COMPLETIONS ALLOWED

Season	
150	1971
172	1982 (players' strike; nine-game season)
181	1975
189	1960
191	1970
192	1966
194	1961
202	1973, 1965, 1962

Game

2	at Cincinnati, 10/22/00
	at Chicago, 12/12/76
5	at Green Bay, 9/26/71
	vs. Dallas, 10/8/61
6	Five times (last: at Tennessee, 12/11/16)
7	14 times (last: vs. Kansas City, 12/30/12)

LOWEST COMPLETION PCT. ALLOWED

Season	
.421	1971 (150-356)
.448	1961 (194-433)
.459	1965 (202-440)
.466	1967 (214-459)
.478	1962 (202-423)
.485	1966 (192-396)
.488	1960 (189-387)
.489	19164 (215-440)
.500	1963 (204-408)
.504	1970 (191-379)

Game (min. 10 attempts)

.118	at Chicago, 12/12/76 (2-17)
.143	at Cincinnati, 10/22/00 (2-14)
.226	vs. Chicago, 12/5/71 (7-31)
.259	at Cleveland, 10/24/71 (7-27)
.263	at Green Bay (at Milwaukee), 9/26/71 (5-19)
.281	vs. Seattle, 10/20/85 (9-32) (OT)
.286	at Tennessee, 12/11/16 (6-21)
	vs. Buffalo, 12/13/64 (6-21)
.289	vs. N.Y. Jets, 11/15/64 (11-38)
.292	vs. L.A. Raiders, 9/6/92 (7-24)
.294	vs. Dallas, 10/8/61 (5-17)

FEWEST PASSING YARDS ALLOWED (NET YARDS)

Season	
1,985	1971
2,025	1976
2,032	1975
2,183	1972
2,234	1982 (players' strike; nine-game season)
2,244	1977
2,354	1970
2,440	1973
2,469	1978
2,515	1966

FEWEST PASSING YARDS ALLOWED (NET YARDS), CONT.

Game

-7	vs. Chicago, 12/5/71
14	at Cincinnati, 10/22/00
18	at Kansas City, 12/6/70
26	vs. Kansas City, 12/30/12
33	vs. Kansas City, 10/4/70
34	vs. New England, 11/11/79
36	at Cleveland, 10/24/71
39	vs. N.Y. Giants, 11/15/92
	vs. Dallas, 10/8/61
42	at Oakland, 9/27/09

FEWEST TOUCHDOWN PASSES ALLOWED

Season

8	1976
9	1978
11	1979
	1977
12	1991
13	2016, 2006, 1989, 1981
14	1982 (players' strike; nine-game season), 1975, 1974

MOST OPPONENT PASSES INTERCEPTED

Season

32	1964
31	1984, 1978
28	1987, 1967
27	2000, 1983, 1962, 1960
26	1961

Game

7	at Detroit, 10/7/84
	at Oakland, 10/16/77
6	vs. Boston, 9/3/67
	at Houston, 11/14/65
	vs. N.Y. Jets, 11/15/64
	at Buffalo, 9/18/60
5	10 times (last: vs. New England, 10/28/01)

HIGHEST PCT. OF OPPONENT PASSES INTERCEPTED

Season

.073	1964 (32-440)
.071	1978 (31-438)
.070	1960 (27-387)
.064	1962 (27-423)
.061	1987 (28-456)
.061	1976 (24-391)
.061	1967 (28-459)
.060	1961 (26-433)
.059	1977 (25-426)
.057	1965 (25-440)

MOST YARDS ON INTERCEPTION RETURNS

Season

510	1984
491	1977
483	1962
465	1965
459	1964
452	1976
439	1998
417	1960
413	1967
403	1987

Game

162	vs. Baltimore, 11/27/77
133	at Buffalo, 9/18/60
128	at N.Y. Jets, 12/3/67
126	vs. Dallas, 9/17/17
	at Oakland, 11/13/05
123	at Oakland, 9/20/98
117	vs. Oakland, 10/5/62
111	vs. San Diego, 12/27/87
	at Detroit, 10/7/84
110	vs. Kansas City, 10/9/77

TEAM DEFENSIVE RECORDS — PASSING / SPECIAL TEAMS

MOST INTERCEPTIONS RETURNED FOR TOUCHDOWN

Season	5	2012, 2000, 1997
Game	2	vs. Kansas City, 9/10/89 vs. Tampa Bay, 11/7/76 vs. Oakland, 10/5/62

MOST SACKS

Season	57	1984
52	2015	2012
	1991	
50	1999	1992
	1970	
49	1986	
47	Three times (last: 1998)	
Game	10	at Cincinnati, 10/19/69
9	vs. N.Y. Jets, 9/1/96 vs. Chicago, 12/5/71 vs. Buffalo, 11/19/61	
8	vs. Seattle, 12/20/92 vs. Seattle, 11/26/89 vs. N.Y. Jets, 11/15/64 vs. Oakland, 10/29/64	
7	12 times (last: vs. Minnesota, 10/4/15)	

MOST YARDS ON SACKS

Season	459	1986
456	1970	
447	1964	
435	1971	
430	1984	
378	1985	
374	1989	
364	2012	
363	1969	
357	1972	
Game	95	vs. N.Y. Jets, 11/15/64
86	vs. Seattle, 11/26/89	
76	vs. Kansas City, 10/4/70	
75	vs. New England, 12/17/72	
73	at Cincinnati, 10/19/69	
72	at Seattle, 12/21/80	
	at Houston, 10/14/73	
71	vs. Jacksonville, 10/25/98	
70	vs. Chicago, 12/5/71 vs. Atlanta, 10/18/70	

LOWEST AVERAGE YIELD PER PASS ATTEMPT

Season	5.23	2012 (611-3,194)
5.79	1976 (391-2,265)	
5.80	2016 (552-3,200)	
6.00	1977 (426-2,556)	
6.02	1997 (526-3,166)	
	2014 (399-3,859)	
6.03	1996 (566-3,413)	
6.16	2003 (495-3,049)	
6.18	2015 (573-3,544)	
6.19	1978 (438-2,712)	

LOWEST AVERAGE YIELD PER COMPLETION

Season	9.67	2014 (399-3,859)
9.95	2012 (231-3,194)	
9.97	2002 (360-3,588)	
10.30	2015 (344-3,544)	
10.45	2016 (306-3,200)	
10.58	1976 (214-2,265)	
10.81	2009 (298-3,222)	
10.88	1977 (235-2,556)	
10.92	1997 (290-3,166)	
11.02	1978 (246-2,712)	
11.05	2006 (327-3,612)	

SAFETIES

MOST SAFETIES OF OPPONENT

Season	3	1990
2	2012	1999
	1986	1982
	1970	1967
Game	2	at Seattle, 1/2/83
1	32 times (last: vs. Green Bay, 11/1/15)	

PUNTING

LOWEST OPPONENT PUNTING AVERAGE

Season	39.0	1960 (67-2,611)
39.4	1982 (42-1,653)	
40.5	1961 (77-3,120)	
41.0	1989 (84-3,440)	
41.1	1985 (94-3,868)	
41.4	1990 (62-2,565)	
41.4	1964 (59-2,441)	
41.5	1984 (81-3,361)	
41.5	1967 (65-2,699)	
41.6	1980 (70-2,914)	
Game (min. 4 punts)	24.6	at Dallas, 12/10/61 (5-123)
25.0	at Kansas City, 10/27/85 (5-125)	
26.0	vs. Oakland, 11/22/99 (7-182) (OT)	
27.3	at Cleveland, 10/1/89 (6-164)	
30.0	at Kansas City, 10/20/02 (5-150) (OT) vs. Buffalo, 11/27/60 (6-180)	
30.3	at Minnesota, 9/11/78 (6-182) (OT)	
30.4	at Houston, 10/26/69 (5-152)	
31.0	at Kansas City, 12/18/83 (5-155)	
31.4	vs. Houston, 11/6/60 (5-157)	

PUNT RETURNS

LOWEST OPPONENT PUNT RETURN AVERAGE

Season	4.81	1978 (47-226)
5.48	1995 (25-137)	
5.97	2012 (33-197)	
6.07	1991 (28-170)	
6.13	1968 (46-282)	
6.80	2016 (40-271)	
6.86	2015 (36-247)	
6.87	2006 (39-268)	
7.03	1969 (35-246)	
7.10	1994 (39-275)	

FEWEST OPPONENT PUNTS RETURNED FOR TOUCHDOWN

Season	0	36 times (last: 2016)
--------	---	-----------------------

TEAM SPECIAL TEAMS RECORDS / FIRST DOWNS / PENALTIES

KICKOFF RETURNS

LOWEST OPPONENT KICKOFF RETURN AVERAGE

Season
17.14 1961 (42-720)
17.44 1989 (72-1,256)
17.68 1991 (62-1,096)
17.76 1993 (63-1,119)
17.91 1983 (46-824)
19.12 1990 (69-1,319)
19.15 1987 (61-1,168)
19.54 1992 (13-254)
19.90 1988 (52-1,035)
19.94 1994 (70-1,396)

FEWEST OPPONENT KICKOFFS RETURNED FOR TOUCHDOWN

Season
0 38 times (last: 2015)

FIRST DOWNS

FEWEST OPPONENT FIRST DOWNS

Season
176 1982 (players' strike; nine-game season)
199 1970
206 1971
217 1977
222 1976
233 1961
234 1962
235 2004
239 1973
241 2003

Game
3 vs. San Diego, 11/30/75 (OT)
5 vs. San Diego, 11/16/03
vs. Green Bay, 10/17/99
at Chicago, 12/12/76
6 vs. N.Y. Jets, 12/10/17
at Cleveland, 10/24/71
vs. Oakland, 11/20/66
7 Six times (last: vs. Kansas City, 12/9/07)

FEWEST OPPONENT RUSHING FIRST DOWNS

Season
53 1982 (players' strike; nine-game season)
60 2014
67 1996
1970
68 2017
73 2012
77 2003
1977
80 2000
1998

Game
0 at Oakland, 11/9/14
vs. Carolina, 11/9/97
vs. Kansas City, 10/27/96
vs. Oakland, 10/16/95
1 29 times (last: vs. Cincinnati, 11/19/17)

FEWEST OPPONENT PASSING FIRST DOWNS

Season
91 1971
104 1982 (players' strike; nine-game season)
1976
106 1975
118 1970
120 1978
121 1973
122 1966

Game
1 vs. N.Y. Jets, 12/10/17
at Chicago, 12/12/76
vs. San Diego, 11/30/75 (OT)
2 vs. Kansas City, 12/30/12
vs. San Diego, 11/16/03
at Cincinnati, 10/22/00
vs. Dallas, 10/8/61

FEWEST OPPONENT FIRST DOWNS BY PENALTY

Season
11 2006
12 1968
13 1993, 1984
14 1991, 1989, 1970
15 1990, 1988, 1984, 1962

PENALTIES

MOST OPPONENT PENALTIES

Season
139 2005
138 1983
137 2003
134 1994
130 1997
128 1993
126 1986
123 2012
120 2004
119 1996

Game
20 vs. Oakland, 12/15/96
16 vs. Baltimore, 12/11/83
vs. Chicago, 9/26/78
15 at Oakland, 11/6/11
vs. Oakland, 9/12/11
at Jacksonville, 10/2/05
vs. Houston, 10/6/85
14 Six times (last: vs. New England, 11/3/03)

MOST OPPONENT PENALTY YARDS

Season
1,118 1997
1,096 1983
1,062 2004
1,034 1986
1,033 1979
1,031 2003
1994
1,019 1993
1,016 1999
990 2016

Game
188 vs. Houston, 10/6/85
157 vs. Oakland, 12/15/96
147 vs. Chicago, 10/16/78
145 at Seattle, 12/8/79
140 at Houston, 10/26/69
137 at Kansas City, 11/16/98
134 at Seattle, 9/7/97
132 vs. Chicago, 9/30/73
131 vs. Oakland, 9/12/11
130 at Oakland, 11/6/11

THIRD DOWNS (SINCE 1972)

FEWEST OPPONENT THIRD DOWN ATTEMPTS

Season
132 1982 (players' strike; nine-game season)
183 1987

FEWEST OPPONENT THIRD DOWN CONVERSIONS

Season
48 1982 (players' strike; nine-game season)
61 2003

LOWEST OPPONENT THIRD DOWN PERCENTAGE

Season
.295 2003 (61-207)

Staff/Coaches Players Roster Breakdown 2017 Season History/Results Year-by-Year Stats Postseason **Records** Honors Miscellaneous

OPPONENT INDIVIDUAL RECORDS

LONGEST SCORING PASS PLAY

92	Len Dawson to Tom Brooker, vs. Dallas, 11/18/62
	Jack Lee to Bill Groman, at Houston, 11/20/60
91	Donovan McNabb to Terrell Owens, vs. Philadelphia, 10/30/05
	Jack Kemp to Keith Lincoln, vs. San Diego, 11/12/61
86	Steve Bartkowski to William Andrews, vs. Atlanta, 12/5/82
	Pete Beathard to Jerry Levias, vs. Houston, 11/16/69
85	Tobin Rote to Lance Alworth, vs. San Diego, 10/6/63
83	Ryan Leaf to Jeff Graham, vs. San Diego, 11/19/00
82	Tony Romo to Terrance Williams, at Dallas, 10/6/13
	Brett Favre to Greg Jennings, vs. Green Bay, 10/29/07

LONGEST NON-SCORING PASS PLAY

90	Bubby Brister to Dwight Stone, vs. Pittsburgh, 10/14/90
84	Andy Dalton to Jerome Simpson vs. Cincinnati, 9/18/11
77	Tom Flores to Art Powell, vs. Oakland, 11/29/64
76	Warren Rabb to Cookie Gilchrist, vs. Buffalo, 10/28/62
75	George Blanda to Bill Groman, vs. Houston, 11/6/60

RECEIVING

MOST RECEPTIONS

16	Antonio Brown, at Pittsburgh, 12/20/15
14	Justin Blackmon, vs. Jacksonville, 10/13/13
	Marshall Faulk, vs. St. Louis, 9/8/02
13	Wes Welker, at New England, 10/7/12
	Dwayne Bowe, vs. Kansas City, 11/14/10
	Andre Reed, at Buffalo, 9/18/89
12	Five times: (Last: Austin Collie, vs. Indianapolis, 9/26/10)

MOST RECEIVING YARDS

213	Curtis McClinton, at Kansas City, 12/19/65
211	Lance Alworth, at San Diego, 9/11/65
206	Stephone Paige, vs. Kansas City, 9/17/90
	James Lofton, vs. Green Bay, 10/15/84
200	Torrance Small, vs. New Orleans, 12/24/94
198	Warren Wells, at Oakland, 10/11/70
191	Steve Largent, vs. Seattle, 11/25/84
	George Sauer, at N.Y. Jets, 10/13/68
190	Justin Blackmon, vs. Jacksonville, 10/13/13
189	Antonio Brown, at Pittsburgh, 12/20/15

MOST RECEIVING TOUCHDOWNS

4	Lance Alworth, vs. San Diego, 12/1/68
3	16 times (last: D. Clark at Indianapolis, 12/13/09)

PUNTING

MOST PUNTS

12	Rick Tuten, at Seattle, 11/28/93
11	Dave Zastudil, vs. Arizona, 10/5/14
	Adam Podlesh, vs. Chicago, 12/11/11
	Bob Parsons, at Chicago, 12/12/76
	Dennis Pardee, vs. San Diego, 11/20/75
10	10 times (last: M. King vs. Oakland, 12/13/15)

HIGHEST PUNTING AVERAGE (MIN. 4 PUNTS)

63.00	Andy Lee, vs. Carolina, 9/8/16 (4-252)
59.00	Shane Lechler, vs. Oakland, 12/24/05 (5-295)
58.17	Shane Lechler, vs. Oakland, 9/12/11 (6-349)
57.60	Ray Guy, vs. Oakland, 9/6/81 (5-288)
57.40	Steve O'Neal, N.Y. Jets, 9/21/69 (5-287)

LONGEST PUNT

*98	Steve O'Neal, vs. N.Y. Jets, 9/21/69
90	Rodney Williams, vs. N.Y. Giants, 9/10/01
87	Bob Scarpitto, vs. Boston, 9/29/68
80	Jim Miller, vs. San Francisco, 9/19/82
77	Dustin Colquitt, vs. Kansas City, 12/31/17
77	Shane Lechler, vs. Oakland, 9/12/11
76	Andy Lee, vs. Carolina, 9/8/16
73	Tom Tupa, vs. New England, 10/6/97
	Brian Hansen, at Cleveland, 9/27/92
	Dennis Pardee, vs. San Diego, 10/17/71
	Curley Johnson, vs. N.Y. Jets, 10/3/65

* - NFL Record

PUNT RETURNS

MOST PUNT RETURNS

9	Rodger Bird, at Oakland, 9/10/67
7	Eric Metcalf, vs. Washington, 11/18/01
	Tamarick Vanover, vs. Kansas City, 12/5/99
	Larry Anderson, at Baltimore, 9/11/83
	Greg Pruitt, at L.A. Raiders, 12/26/82
6	10 times (last: N. Miller vs. Oakland, 10/24/10)

MOST YARDS ON PUNT RETURNS

148	Rodger Bird, at Oakland, 9/10/67
139	Tamarick Vanover, vs. Kansas City, 12/5/99
137	Dick Christy, at N.Y. Titans, 9/24/61
135	Leodis McKelvin, at Buffalo, 12/24/11
129	Darrien Gordon, at Oakland, 10/10/99
127	Neal Colzie, vs. Oakland, 11/2/75
123	Jitter Fields, at Kansas City, 10/18/87
106	Tom Casanova, at Cincinnati, 10/8/72
105	Dante Hall, at Kansas City, 10/5/03
100	Reggie Swinton, at Dallas, 11/22/01

MOST PUNTS RETURNED FOR TOUCHDOWN

2	Dick Christy, at N.Y. Titans, 9/24/61
---	---------------------------------------

LONGEST SCORING PUNT RETURN

93	Dante Hall, at Kansas City, 10/5/03
89	Johnnie Lee Higgins, vs. Oakland, 11/23/08
88	Joey Galloway, at Seattle, 9/8/96
86	Az-Zahir Hakim, at St. Louis, 9/4/00
85	Jitter Fields, at Kansas City, 10/18/87
84	Julian Edelman, at New England, 11/2/14
83	Eric Metcalf, at San Diego, 11/30/97
82	Bobby Jancik, at Houston, 12/20/64
80	Leodis McKelvin, at Buffalo, 12/24/11
	Tamarick Vanover, vs. Kansas City, 12/5/99

LONGEST NON-SCORING PUNT RETURN

78	Darrien Gordon, at Oakland, 10/10/99
72	Greg Pruitt, at Cleveland, 10/27/74
64	Neal Colzie, vs. Oakland, 11/2/75
	Emmitt Thomas, at Kansas City, 10/8/66
63	Golden Tate, vs. Seattle, 9/19/10
62	Antoine Cason, vs. San Diego, 1/2/11
61	Dick Christy, vs. N.Y. Titans, 10/22/61
60	Ed Podolak, vs. Kansas City, 10/4/70
59	Noland Smith, at Kansas City, 10/29/67
58	Eddie Royal, at San Diego, 12/14/14

KICKOFF RETURNS

MOST KICKOFF RETURNS

8	Jason McAddley, at Tennessee, 12/25/04
	Tony Horne, at St. Louis, 9/4/00
7	10 times (last: D. Sproles, at San Diego, 10/19/09)

MOST YARDS ON KICKOFF RETURNS

215	Travis Minor, vs. Miami, 10/13/02
212	Tremain Mack, at Cincinnati, 11/1/98
209	Leon Washington, vs. Tennessee, 12/8/13
206	Reggie Barlow, vs. Jacksonville, 10/25/98
199	Tamarick Vanover, at Kansas City, 11/16/97
192	Darren Sproles, vs. San Diego, 9/14/08
188	Brian Mitchell, vs. Washington, 9/17/95
187	Marc Mariani, at Tennessee, 10/3/10
175	Andre Coleman, vs. San Diego, 11/19/95
173	MarTay Jenkins, at Arizona, 9/23/01

OPPONENT INDIVIDUAL RECORDS

MOST KICKOFFS RETURNED FOR TOUCHDOWN

- 1 20 times (last: D. Lewis, vs. N.E., 11/12/17)

LONGEST SCORING KICKOFF RETURN

- 108 Knile Davis, at Kansas City, 12/1/13
 106 Noland Smith, vs. Kansas City, 12/17/67
 103 Dion Lewis, vs. New England, 11/12/17
 Darren Sproles, vs. San Diego, 9/14/08
 100 Darrick Vaughn, vs. Atlanta, 9/10/00
 99 Dave Grayson, vs. Kansas City, 9/7/63
 98 Marc Mariani, at Tennessee, 10/3/10
 97 Dante Hall, at Kansas City, 12/19/04
 Tamarick Vanover, vs. Kansas City, 10/27/96
 95 Lardarius Webb, at Baltimore, 11/1/09

LONGEST NON-SCORING KICKOFF RETURN

- 95 Leon Washington, vs. Tennessee, 12/8/13
 91 Reggie Barlow, vs. Jacksonville, 10/25/98
 87 B.J. Sams, vs. Baltimore, 12/1/05
 80 Adam Jones, at Cincinnati, 12/22/14
 Dave Grayson, vs. Kansas City, 10/11/64
 77 Tamarick Vanover, at Kansas City, 11/16/97
 74 Reggie Jones, vs. San Diego, 11/11/01
 70 Ron Smith, at San Diego, 12/9/73
 68 Derrick Cullors, vs. New England, 9/7/98
 Robert Brooks, at Green Bay, 10/10/93
 Anthony Hancock, vs. Kansas City, 12/19/82

INTERCEPTIONS

MOST INTERCEPTIONS

- 3 Mark Kelso, at Buffalo, 12/12/92
 Ross Brupbacher, at Chicago, 12/12/76
 Charlie Phillips, at Oakland, 12/8/75
 Chris Fletcher, vs. San Diego, 11/30/75 (OT)
 Joe Beauchamp, at San Diego, 9/24/72
 Ken Ellis, at Green Bay, 9/26/71
 Johnny Robinson, at Kansas City, 12/6/70
 Charley Warner, vs. Buffalo, 9/19/65
 Bobby Ply, at Dallas, 12/9/62
 Jim Norton, at Houston, 12/2/62

MOST YARDS ON INTERCEPTION RETURNS

- 134 Terry McDaniel, at L.A. Raiders, 11/22/92
 105 Derrick Johnson, vs. Kansas City, 1/3/10
 103 Vencie Glenn, at San Diego, 11/29/87
 100 Chris Houston, vs. Detroit, 10/30/11
 99 Stanley Richard, vs. San Diego, 9/4/94
 Bobby Hunt, at Kansas City, 12/8/63
 98 Rod Woodson, vs. Oakland, 11/11/02
 97 Julius Peppers, vs. Carolina, 10/10/04
 95 Joe Beauchamp, at San Diego, 9/24/72
 94 Eric Turner, at Oakland, 9/20/98

LONGEST SCORING INTERCEPTION RETURN

- 103 Vencie Glenn, at San Diego, 11/29/87
 100 Chris Houston, vs. Detroit, 10/30/11
 99 Stanley Richard, vs. San Diego, 9/4/94
 98 Rod Woodson, vs. Oakland, 11/11/02
 94 Eric Turner, at Oakland, 9/20/98
 86 Greg Townsend, at L.A. Raiders, 12/4/88
 80 Quentin Jammer, at San Diego, 10/15/12
 Coy Bacon, vs. San Diego, 11/11/73
 78 George Martin, at N.Y. Giants, 11/23/86
 75 Scott Turner, vs. San Diego, 11/19/00

LONGEST NON-SCORING INTERCEPTION RETURN

- 97 Julius Peppers, vs. Carolina, 10/10/04
 87 Ron Hall, vs. Boston, 9/18/66
 69 Robert Blackmon, at Seattle, 11/30/92
 Doug Hart, at Green Bay, 9/26/71
 67 Terry McDaniel, at L.A. Raiders, 11/22/92 (1)
 Terry McDaniel, at L.A. Raiders, 11/22/92 (2)
 66 Ken Riley, at Cincinnati, 10/19/69
 Bobby Hunt, at Kansas City, 12/8/63
 62 Lester Hayes, at Oakland, 12/1/80
 Jim Norton, at Houston, 12/20/64

SCORING

MOST TOUCHDOWNS

- 4 Darren McFadden, vs. Oakland, 10/24/10
 LaDainian Tomlinson, vs. San Diego, 11/19/06
 Curt Warner, at Seattle, 12/11/88
 Eric Dickerson, at Indianapolis, 10/31/88
 Chuck Muncie, at San Diego, 11/29/81
 Lance Alworth, vs. San Diego, 12/1/68
 Bert Coan, vs. Kansas City, 10/23/66
 Frank Jackson, at Dallas, 12/10/62
 3 30 times (last: C. Clement, at Philadelphia, 11/5/17)

MOST POINTS SCORED

- 25 Jay Feely, at Arizona, 12/12/10
 24 Darren McFadden, vs. Oakland, 10/24/10
 LaDainian Tomlinson, vs. San Diego, 11/19/06
 Curt Warner, at Seattle, 12/11/88
 Eric Dickerson, at Indianapolis, 10/31/88
 Chuck Muncie, at San Diego, 11/29/81
 Lance Alworth, San Diego, 12/1/68
 Bert Coan, Kansas City, 10/23/66
 Frank Jackson, at Dallas, 12/10/61
 22 Gino Cappelletti, at Boston, 10/18/63

FIELD GOALS

MOST FIELD GOALS

- 6 Jeff Wilkins, at St. Louis, 9/10/06
 Gary Anderson, at Pittsburgh, 10/23/88
 Gino Cappelletti, vs. Boston, 10/4/64
 5 Harrison Butker, vs. Kansas City, 10/30/17
 Cairo Santos, vs. Kansas City, 11/15/15
 Greg Zuerlein, at St. Louis, 11/16/14
 Nick Novak, vs. San Diego, 10/9/11
 Jay Feely, at Arizona, 12/12/10
 Mike Vanderjagt, at Indianapolis, 1/6/02
 Jeff Jaeger, at L.A. Raiders, 12/11/94
 John Carney, at San Diego, 10/23/94
 Nick Lowery, at Kansas City, 9/20/93
 Don Cockroft, vs. Cleveland, 10/19/75
 Bruce Gossett, vs. San Francisco, 9/23/73

LONGEST FIELD GOAL

- 63 Sebastian Janikowski, vs. Oakland, 9/12/11
 58 Steve Cox, vs. Cleveland, 12/4/83
 57 Robbie Gould, vs. Chicago, 12/11/11
 Neil Rackers, vs. Houston, 12/26/10
 Don Cockroft, vs. Cleveland, 10/29/72
 56 Dan Bailey, vs. Dallas, 9/17/17
 Mason Crosby, vs. Green Bay, 11/1/15
 Nick Folk, vs. N.Y. Jets, 10/17/10
 Rob Bironas, vs. Tennessee, 11/19/07
 55 Stephen Hauschka, at Buffalo, 9/24/17
 Adam Vinatieri, at Indianapolis, 11/8/15
 Greg Zuerlein, at St. Louis, 11/16/14
 Connor Barth, vs. Tampa Bay, 12/2/12
 Rob Bironas, at Tennessee, 10/3/10
 Jay Feely, at Arizona, 12/12/10
 Sebastian Janikowski, at Oakland, 11/12/06
 Steve Christie, at Buffalo, 10/26/97
 Dean Biasucci, vs. Indianapolis, 10/15/89
 Morten Andersen, vs. New Orleans, 9/15/85
 Raul Allegre, vs. Baltimore, 12/11/83
 Jan Stenerud, vs. Kansas City, 10/4/70

OPPONENT TEAM RECORDS

OPPONENT TEAM RECORDS

SCORING

MOST POINTS SCORED

Season

473	1963
471	2010
448	2008
438	1964
432	1961
409	2007
	1967
404	1968
399	2013
396	1994

Game

59	vs. Oakland, 10/24/10
	vs. Kansas City, 9/7/63
58	at San Diego, 12/22/63
56	vs. Kansas City, 10/23/66
55	at Indianapolis, 10/31/88
	at San Diego, 10/20/68
	vs. Houston, 11/5/61
52	at San Diego, 12/28/08
	at Kansas City, 10/29/67
	at Kansas City, 12/8/63

TOTAL OFFENSE

MOST TOTAL PLAYS

Game

93	vs. Pittsburgh, 9/22/74 (OT)
92	vs. Cincinnati, 9/2/84
89	at New England, 10/7/12
87	vs. Baltimore, 9/5/13
	at Oakland, 10/16/77
	at Baltimore, 11/10/74
85	vs. Indianapolis, 11/24/02 (OT)
85	at Oakland, 12/17/60
84	at New England, 11/24/13
	at Kansas City, 10/24/76
	vs. Houston, 10/13/63

MOST YARDS OF TOTAL OFFENSE

Season

6,253	2010 (2,473 rush/3,780 pass)
5,993	2008 (2,337/3,656)
5,907	1994 (1,752/4,155)
5,725	2011 (2,021/3,704)
5,696	2013 (4,070/1,626)
5,687	1984 (1,664/4,023)
5,609	1983 (1,938/3,671)
5,544	2000 (1,598/3,946)
5,471	1988 (2,538/2,933)
5,376	2007 (2,282/3,094)

Game

634	at Oakland, 10/25/64 (207 rush/427 pass)
614	vs. Kansas City, 10/23/66 (380/234)
582	vs. Houston, 11/5/61 (234/348)
581	at San Diego, 10/20/68 (211/370)
571	at Cincinnati, 11/22/81 (184/387)
536	at Seattle, 12/20/86 (298/238)
532	at Oakland, 12/17/60 (220/312)
530	at Pittsburgh, 10/22/79 (236/294)
524	vs. Kansas City, 1/3/10 (317/207)
522	at Dallas, 10/6/13 (52/470)

HIGHEST AVERAGE GAIN PER PLAY

Season

6.14	1963 (828-5,081)
6.05	2008 (990-5,993)
5.92	2010 (1,056-6,253)
5.77	1994 (1,023-5,907)
5.76	2000 (962-5,544)
5.65	1967 (921-5,201)
5.53	1960 (928-5,132)
5.52	1990 (969-5,345)
5.48	1968 (917-5,024)
5.47	1964 (908-4,970)

Game

10.30	vs. San Diego, 10/6/63 (40-412)
10.02	at San Diego, 10/20/68 (58-581)
9.74	vs. Kansas City, 10/23/66 (63-614)
9.67	at Dallas, 10/6/13 (54-522)
9.33	at St. Louis, 9/4/00 (55-513)
8.80	vs. San Diego, 10/7/07 (55-484)
8.79	at Seattle, 12/20/86 (61-536)
8.77	vs. San Diego, 9/14/08 (52-456)
8.73	vs. Kansas City, 1/3/10 (60-524)
8.60	at Oakland, 10/25/64 (73-628)

RUSHING

MOST RUSHES

Season

554	1980
552	1988
549	1978
541	1960
531	2010
526	1975
509	1983
502	1979
501	2007
496	1976

Game

62	at New England, 11/28/76
60	at Buffalo, 10/5/75
58	at Buffalo, 11/8/87
57	vs. Oakland, 10/30/77
54	at New England, 10/7/12
52	vs. Oakland, 10/24/10
	vs. Chicago, 9/30/73
50	at Chicago, 9/9/84
	vs. Dallas, 10/8/61
49	vs. Detroit, 10/11/81
	at Kansas City, 12/7/80
	vs. Buffalo, 11/27/60

MOST YARDS RUSHING

Season

2,538	1988
2,473	2010
2,337	2008
2,282	2007
2,145	1960
2,117	1980
2,085	2016
2,076	1967
2,064	1964
2,059	2009

Game

407	at Cincinnati, 10/22/00
380	vs. Kansas City, 10/23/66
332	at New England, 11/28/76
328	vs. Oakland, 10/24/10
317	vs. Kansas City, 1/3/10
302	at Chicago, 9/9/84
298	at Seattle, 12/20/86
293	at Buffalo, 10/5/76
289	at San Diego, 12/28/08
272	at San Diego, 10/18/64

HIGHEST AVERAGE GAIN PER RUSH

Season

4.98	2008 (469-2,337)
4.87	1964 (424-2,064)
4.73	1997 (381-1,803)
4.68	1967 (444-2,076)
4.66	2010 (531-2,473)
4.65	2000 (344-1,598)
4.60	1966 (441-2,029)
4.60	1988 (552-2,538)
4.55	2007 (501-2,282)
4.50	2009 (458-2,059)

OPPONENT TEAM RECORDS

Game (min. 10 rushes)

11.00	at Cincinnati, 10/22/00 (37-407)
9.27	vs. Kansas City, 10/23/66 (41-380)
9.06	vs. Kansas City, 1/3/10 (35-317)
8.44	at San Diego, 12/22/63 (32-270)
8.08	vs. Oakland, 12/15/96 (13-105)
8.05	at Seattle, 12/20/86 (37-298)
7.95	vs. N.Y. Jets, 11/8/92 (20-159)
7.81	at Minnesota, 9/29/91 (26-203)
7.80	vs. Cincinnati, 9/21/97 (25-195)
7.71	at Green Bay, 12/28/03 (34-262)

MOST RUSHING TOUCHDOWNS

Season

26	2010
	2008
24	1965
21	2002
	1988
	1967
	1964
20	1968
19	1995
	1975
	1960

Game

5	Five times (last: vs. Oakland, 10/24/10)
---	--

PASSING

MOST PASS ATTEMPTS

Season

641	2014
632	1984
613	2013
	2005
596	1998
574	2000
573	2015
568	1994
566	2002
	1996

Game

62	vs. Baltimore, 9/5/13
	at N.Y. Jets, 12/3/63
60	at New Orleans, 11/21/04
59	at New England, 10/8/95
57	vs. Buffalo, 12/7/14
56	vs. Houston, 10/17/65
55	Three times: (last at Pittsburgh, 12/20/15)

MOST COMPLETIONS

Season

399	2014
360	2002
357	2013
346	1984
345	1998
344	2015
	2005
333	2011
	2008
327	2006

Game

40	at Pittsburgh, 12/20/15
39	vs. New Orleans, 9/21/08
38	vs. Buffalo, 12/7/14
	at Pittsburgh, 11/5/06
35	vs. Oakland, 12/30/01
34	at New England, 11/24/13
	vs. Baltimore, 9/5/113
	at New Orleans, 11/21/04
	vs. Kansas City, 12/7/03
	vs. Oakland, 11/11/02
	vs. Kansas City, 10/17/94

MOST YARDS PASSING (NET YARDS)

Season

4,155	1994
4,070	2013
4,023	1984
3,946	2000
3,780	2010
3,731	1993
3,704	2011
3,671	1983
3,656	2008
3,648	1998

Game

470	at Dallas, 10/6/13
433	vs. Kansas City, 11/14/10
	at St. Louis, 9/4/00
427	at Oakland, 10/25/64
425	at New Orleans, 12/3/00
414	vs. New Orleans, 9/21/08
406	vs. Seattle, 11/25/84
403	at Pittsburgh, 11/5/06
399	vs. N.Y. Jets, 9/24/67
396	at Green Bay, 10/2/11

HIGHEST COMPLETION PERCENTAGE

Season

.673	2008 (333-495)
.636	2002 (360-566)
.624	2011 (333-534)
.622	2014 (399-641)
.609	2007 (279-458)
.608	2006 (327-538)
.601	1980 (270-449)
.600	2015 (344-573)
.599	2017 (294-491)
.598	2001 (308-515)
.593	1990 (284-479)

Game (min. 10 attempts)

.917	vs. Oakland, 11/23/08 (11-12)
.895	vs. Oakland, 11/11/02 (34-38)
.870	at New Orleans, 11/20/88 (20-23)
.864	at Seattle, 12/11/88 (19-22)
.821	vs. Indianapolis, 10/29/06 (32-39)
.813	vs. New Orleans, 9/21/08 (39-48)
	at Atlanta, 11/26/72 (13-16)
.810	at Kansas City, 12/16/01 (17-21) (OT)
.800	at Baltimore, 11/1/09 (20-25)
	vs. New Orleans, 12/24/94 (28-35)
	vs. Oakland, 10/17/76 (16-20)

MOST TOUCHDOWN PASSES THROWN

Season

40	1963
30	1961
29	2017
	2014
	2013
	1964
28	1998
	1994

Game

6	at Kansas City, 11/1/64
5	11 times (last: at Dallas, 10/6/13)

FIRST DOWNS

MOST FIRST DOWNS

Season

339	2013
334	2010
327	2008
322	1995
321	1983
316	1988
315	2011
311	2014
	1984

OPPONENT TEAM RECORDS

Game

35	at New England, 10/7/12
33	vs. Pittsburgh, 9/22/74 (OT)
30	at Oakland, 11/6/16
	vs. Kansas City, 11/14/10
	at Indianapolis, 9/30/07
29	at New England, 11/2/14
	vs. Oakland, 10/24/10
	at Buffalo, 9/18/89
	vs. Cincinnati, 9/2/84
	vs. Seattle, 10/20/83
	vs. Kansas City, 10/24/76
	at Oakland, 10/25/64
	at Oakland, 12/17/60

MOST FIRST DOWNS RUSHING

Season

140	1988
126	2010
125	1980
122	2008
121	1975
119	2007, 1983
115	1967
114	1995
112	1960

Game

21	at New England, 11/28/76
18	at New England, 10/7/12
	vs. Oakland, 10/24/10
	at Indianapolis, 9/30/07
17	at Baltimore, 10/10/10
	at San Diego, 12/28/08
16	Five times (last: at Seattle, 12/11/88)

MOST FIRST DOWNS PASSING

Season

219	2014
208	2013
206	1984
189	2000
186	2008
	1995
185	1983
184	2010

MOST FIRST DOWNS PASSING, CONT.

Game

24	vs. Kansas City, 11/14/10
22	at New England, 11/2/14
	at San Diego, 11/28/82
21	at Pittsburgh, 12/20/15
	at Pittsburgh, 11/5/06
	vs. Kansas City, 12/7/03
	vs. Oakland, 12/30/01
	vs. Kansas City, 10/17/94
	vs. L.A. Rams, 11/27/88
	vs. Seattle, 11/20/83
	vs. San Diego, 12/1/68

MOST FIRST DOWNS BY PENALTY

Season

46	2015
41	2013
36	2016
32	2017
	2014
	2011
31	2012

Game

10	at N.Y. Giants, 9/15/13
7	at Oakland, 11/6/16
	at Indianapolis, 11/8/15
	at San Diego, 11/30/97
6	vs. Cincinnati, 9/21/97
	vs. Oakland, 12/15/96
	at Oakland, 11/9/69
	vs. Miami, 12/4/66

PUNTING

MOST PUNTS

Season

95	2004
	1977
94	1997
	1985
93	2012
92	2015
	2011
	1999
91	1976
89	2016
	1970

Game

12	at Seattle, 11/28/93
11	vs. Arizona, 10/5/14
	vs. Chicago, 12/11/11
	at Chicago, 12/12/76
	vs. San Diego, 11/30/75 (OT)

HIGHEST PUNTING AVERAGE

Season

48.9	2016 (89-4,352)
48.1	2012 (94-4,524)
47.3	2011 (92-4,350)
47.0	2001 (77-3,618)
46.5	2015 (92-4,278)
46.4	2017 (88-4,080)
	2008 (52-2,413)
46.3	2009 (76-3,520)
46.1	1996 (83-3,825)
46.1	2013 (89-4,100)

Game (min. 4 punts)

63.00	vs. Carolina, 9/8/16 (4-252)
59.00	vs. Oakland, 12/24/05 (5-295)
58.17	vs. Oakland, 9/12/11 (6-349)
57.00	vs. San Diego, 10/30/16 (5-285)
57.40	vs. N.Y. Jets, 9/21/69 (5-287)
56.67	vs. San Diego, 10/6/96 (6-340)
56.50	vs. Oakland, 1/1/17 (8-452)
	vs. Indianapolis, 9/18/16 (4-226)
56.20	at Indianapolis, 10/13/85 (5-281)
55.80	vs. San Diego, 11/11/01 (5-279)
55.20	vs. Seattle, 12/1/96 (5-276)

PUNT RETURNS

MOST PUNT RETURNS

Season

61	1967
56	1970
55	1983
54	1977
52	1980, 1979
51	2011
50	2010
48	2001
47	1978

Game

9	at Oakland, 9/10/67
8	at Buffalo, 11/19/67
7	vs. Washington, 11/18/01
	vs. Kansas City, 12/5/99
	at Chicago, 9/9/84
	at Baltimore, 9/11/83
	at L.A. Raiders, 12/26/82
	at San Diego, 11/14/76
	at Cincinnati, 9/12/76
	vs. Houston, 11/16/69

OPP. TEAM RECORDS / POST IND. RECORDS - SERVICE

MOST PUNT RETURN YARDS

Season

718	1967
600	1999
585	2011
560	2003
550	2010
534	1975
529	1974
526	1964
524	1983
517	2001

Game

143	at Oakland, 9/10/67
142	at N.Y. Titans, 9/24/61
135	at Buffalo, 12/24/11
134	at Cleveland, 10/27/74
	at Cincinnati, 10/8/72
131	vs. Kansas City, 12/5/99
129	at Oakland, 10/10/99
123	at Kansas City, 10/18/87
118	at Kansas City, 12/19/65
105	at Kansas City, 10/5/03

MOST PUNT RETURN TOUCHDOWNS

Season

2	2007, 1987, 1961
---	------------------

Game

2	at N.Y. Titans, 9/24/61
---	-------------------------

KICKOFF RETURNS

MOST KICKOFF RETURNS

Season

90	2000
89	1998, 1997
81	2002
77	1995
76	1996
73	2003
72	1989
70	1999, 1994

Game

9	at Kansas City, 12/6/09
	vs. Cleveland, 10/15/00
	at San Diego, 12/9/73
	at Houston, 10/14/73
8	12 times (last: at Kansas City, 11/30/14)

MOST KICKOFF RETURN YARDS

Season

2,006	1998
1,934	2000
1,827	1997
1,781	2002
1,696	2005
1,679	2003
1,671	1995
1,635	2004
1,602	1996
1,554	2008

Game

257	vs. Atlanta, 9/10/00
238	at Kansas City, 10/8/66
223	vs. Jacksonville, 10/25/98
215	vs. Miami, 10/13/02
	at Houston, 9/3/66
214	vs. Kansas City, 10/11/64
212	vs. San Diego, 9/14/08
	at Cincinnati, 11/1/98
209	vs. Tennessee, 12/8/13
202	vs. Kansas City, 10/23/66

MOST KICKOFF RETURN TOUCHDOWNS

Season

2	1995
---	------

Game

1	21 times (last: vs. New England, 11/12/17)
---	--

PENALTIES

FEWEST OPPONENT PENALTIES

Season

58	1967
61	1963
62	1960
63	1982 (players' strike; nine-game season), 1964
64	1968
75	1966
76	1962
78	2009, 1974, 1971

Game

0	at Chicago, 11/22/15
	vs. San Diego, 10/9/11
	at Miami, 12/21/98
	at Oakland, 12/19/71

FEWEST OPPONENT PENALTY YARDS

Season

516	1963
571	1982 (players' strike; nine-game season), 1966
573	1964
585	1974
628	2007, 1967
633	1960
678	1962
715	1992, 1976

Game

0	at Chicago, 11/22/15
	vs. San Diego, 10/9/11
	at Miami, 12/21/98
	at Oakland, 12/19/71

POSTSEASON RECORDS

SERVICE

MOST POSTSEASON GAMES

22	John Elway, 1983-98
17	Tyrone Braxton, 1987-93, '95-99
14	Steve Atwater, 1989-98
	Jason Elam, 1993-2007
	Ken Langer, 1981-92, 94
	Karl Mecklenburg, 1983-94
13	Tom Nalen, 1994-2008
	Dennis Smith, 1981-94
	Rod Smith, 1995-2007
12	Keith Burns, 1994-98, '00-03, '05-06
	Simon Fletcher, 1985-95
	Greg Kragen, 1985-95
	Randy Robbins, 1984-91
	Shannon Sharpe, 1990-99, '02-03
11	Keith Bishop, 1980-89
	Dwayne Carswell, 1994-2005
	Rick Dennison, 1982-90
	Mike Horan, 1986-92
	Clarence Kay, 1984-92
	Gary Kubiak, 1983-91
	Trevor Pryce, 1997-2005
	Steve Sewell, 1985-92
	Sammy Winder, 1982-90

POSTSEASON INDIVIDUAL RECORDS — SERVICE / OFFENSE

MOST POSTSEASON STARTS

21	John Elway, 1983-98
14	Steve Atwater, 1989-98
13	Tyrone Braxton, 1987-93, '95-99
	Ken Lanier, 1981-92, '94
	Karl Mecklenburg, 1983-94
	Tom Nalen, 1994-2008
	Dennis Smith, 1981-94
12	Shannon Sharpe, 1990-99, '02-03
	Greg Kragen, 1985-95
	Rod Smith, 1995-2007
11	Keith Bishop, 1980-89
10	Demaryius Thomas, 2011-17
	Steve Foley, 1976-86
	Tom Jackson, 1973-86
	Louis Wright, 1975-86

TOTAL OFFENSE

MOST YARDS TOTAL OFFENSE

(COMBINED RUSHING AND PASSING YARDS)

Career

5,425	John Elway, 1983-98 (461/4,964)
1,957	Peyton Manning, 2012-15 (7/1,950)
1,140	Terrell Davis, 1995-2002 (1,140/0)
941	Jake Plummer, 2003-06 (56/885)
605	Craig Morton, 1977-82 (-4/605)
515	Tim Tebow, 2010-11 (63/452)
461	Sammy Winder, 1982-90 (461/0)
323	C.J. Anderson, 2013-17 (323/0)
231	Gary Kubiak, 1983-91 (19/212)

Game

424	Elway, vs. Cleveland, 1/14/90 (39/385)
399	Manning, vs. New England, 1/19/14 (-1/400)
366	Tebow, vs. Pittsburgh, 1/8/12 (50/316)
338	Elway, vs. Atlanta, 1/31/99 (2/336)
331	Elway, vs. N.Y. Giants, 1/25/87 (27/304)
325	Elway, vs. L.A. Raiders, 1/9/94 (23/302)
317	Elway, vs. Cleveland, 1/17/88 (36/281)
300	Elway, at Cleveland, 1/11/87 (56/244) (OT)
296	Elway, vs. Houston, 1/4/92 (39/257)
289	Manning, vs. Baltimore, 1/12/13 (-1/289) (2 OT)
	Elway, vs. Washington, 1/31/88 (32/257)

RUSHING

MOST RUSHES

Career

204	Terrell Davis, 1995-2002
144	Sammy Winder, 1982-90
94	John Elway, 1983-98
74	C.J. Anderson, 2013-17
56	Ronnie Hillman, 2012-15
52	Knowshon Moreno, 2009-13
43	Mike Anderson, 2000-05
38	Bobby Humphrey, 1989-91
	Otis Armstrong, 1973-80

Game

32	Davis, vs. N.Y. Jets, 1/17/99
31	Davis, vs. Jacksonville, 12/27/97
30	Davis, vs. Green Bay, 1/25/98
26	Davis, at Pittsburgh, 1/11/98
	Winder, at Cleveland, 1/11/87 (OT)
25	Davis, vs. Atlanta, 1/31/99
	Davis, at Kansas City, 1/4/98
23	C. Anderson, vs. Carolina, 2/7/16
	Moreno, vs. San Diego, 1/12/14
22	Hillman, vs. Baltimore, 1/12/13 (2 OT)

MOST RUSHING YARDS

Career

1,140	Terrell Davis, 1995-2002
461	John Elway, 1983-98
	Sammy Winder, 1982-90
323	C.J. Anderson, 2013-17
190	Knowshon Moreno, 2009-13
169	Bobby Humphrey, 1989-91
152	Derek Loville, 1997-99
145	Ronnie Hillman, 2012-15
	Mike Anderson, 2000-05
141	Otis Armstrong, 1973-80

Game

199	Davis, vs. Miami, 1/9/99
184	Davis, vs. Jacksonville, 12/27/97
167	Davis, vs. N.Y. Jets, 1/17/99
157	Davis, vs. Green Bay, 1/25/98
139	Davis, at Pittsburgh, 1/11/98
103	Loville, vs. Jacksonville, 12/27/97
102	Davis, vs. Atlanta, 1/31/99
	Winder, vs. New England, 1/4/87
101	Davis, at Kansas City, 1/4/98
91	Davis, vs. Jacksonville, 1/4/97

HIGHEST RUSHING AVERAGE

Career (min. 10 carries)

6.1	Derek Loville, 1997-99 (25-152)
5.6	Terrell Davis, 1995-2002 (204-1,140)
4.9	John Elway, 1983-98 (94-461)
4.8	Gene Lang, 1984-87 (29-138)
4.4	Bobby Humphrey, 1989-91 (38-169)
4.4	C.J. Anderson, 2013-17 (74-323)
4.3	Tatum Bell, 2004-06, '08 (23-99)
4.2	Tim Tebow, 2010-11 (15-63)
4.0	Clinton Portis, 2002-03 (17-68)

Game (min. 10 carries)

9.5	Davis, vs. Miami, 1/9/99 (21-199)
9.4	Loville, vs. Jacksonville, 12/27/97 (11-103)
6.5	Davis, vs. Jacksonville, 1/4/97 (14-91)
5.9	Davis, vs. Jacksonville, 12/27/97 (31-184)
5.4	Winder, vs. New England, 1/4/87 (19-102)
5.3	Davis, at Pittsburgh, 1/11/98 (26-139)
5.2	Davis, vs. Green Bay, 1/25/98 (30-157)
5.2	Davis, vs. N.Y. Jets, 1/17/99 (32-167)
5.2	Ball, vs. San Diego, 1/12/14 (10-52)
5.1	Humphrey, vs. San Francisco, 1/28/90 (12-61)

MOST RUSHING TOUCHDOWNS

Career

12	Terrell Davis, 1995-2002
6	John Elway, 1983-98
3	Mike Anderson, 2000-05
	Derek Loville, 1997-99
2	C.J. Anderson, 2013-17
	Howard Griffith, 1997-2000
	Vaughn Hebron, 1996-98
	Greg Lewis, 1991
	Melvin Bratton, 1989
	Gene Lang, 1986-87
	Rob Lytle, 1977-78

Game

3	Terrell Davis, vs. Green Bay, 1/25/98
2	Mike Anderson, vs. New England, 1/14/06
	Howard Griffith, vs. Atlanta, 1/31/99
	Terrell Davis, vs. Miami, 1/9/99
	Terrell Davis, at Kansas City, 1/4/98
	Terrell Davis, vs. Jacksonville, 12/27/97
	Derek Loville, vs. Jacksonville, 12/27/97
	Melvin Bratton, vs. Pittsburgh, 1/7/90
	Greg Lewis, vs. Houston, 1/4/92

POSTSEASON INDIVIDUAL RECORDS — PASSING

LONGEST RUN FROM SCRIMMAGE

62	Terrell Davis, vs. Miami, 1/9/99
59	Terrell Davis, vs. Jacksonville, 12/27/97
47	Terrell Davis, vs. Jacksonville, 1/4/97
44	Derek Loville, vs. Jacksonville, 12/27/97
43	Terrell Davis, at Pittsburgh, 1/11/98
42	Gene Lang, vs. Cleveland, 1/17/88
41	Terrell Davis, at Kansas City, 1/4/98
35	Sammy Winder, at Seattle, 12/24/83
34	C.J. Anderson, vs. Carolina, 2/7/16
	Bobby Humphrey, vs. San Francisco, 1/28/90
	John Elway, at Cleveland, 1/11/87

PASSING

MOST PASS ATTEMPTS

Career

651	John Elway, 1983-98
309	Peyton Manning, 2012-15
120	Jake Plummer, 2003-06
90	Craig Morton, 1977-82
47	Tim Tebow, 2010-11
28	Gus Frerotte, 2000-01
26	Norris Weese, 1976-79
19	Gary Kubiak, 1983-91
	Steve DeBerg, 1981-83
10	Jarius Jackson, 2000-03

Game

49	Manning, vs. Seattle, 2/2/14
47	Elway, at L.A. Raiders, 1/9/94
46	Manning, vs. Indianapolis, 1/11/15
43	Manning, vs. New England, 1/19/14
	Manning, vs. Baltimore, 1/12/13 (2 OT)
38	Elway, vs. Jacksonville, 1/4/97
	Elway, vs. Washington, 1/31/88
	Elway, at Cleveland, 1/11/87 (OT)
37	Manning, vs. Pittsburgh, 1/17/16
	Elway, vs. N.Y. Giants, 1/25/87
	Elway, vs. Pittsburgh, 12/30/84

MOST COMPLETIONS

Career

355	John Elway, 1983-1998
196	Peyton Manning, 2012-15
80	Jake Plummer, 2003-06
42	Craig Morton, 1977-82
19	Tim Tebow, 2010-11
16	Gary Kubiak, 1983-91
14	Steve DeBerg, 1981-83
13	Gus Frerotte, 2000-01
12	Norris Weese, 1976-79
5	Jarius Jackson, 2000-03

Game

34	Manning, vs. Seattle, 2/2/14
32	Manning, vs. New England, 1/19/14
29	Elway, at L.A. Raiders, 1/9/94
28	Manning, vs. Baltimore, 1/12/13 (2 OT)
26	Manning, vs. Indianapolis, 1/11/15
25	Manning vs. San Diego, 1/12/14
	Elway, vs. Jacksonville, 1/4/97
24	Plummer, at Indianapolis, 1/9/05
23	Plummer, at Indianapolis, 1/4/04

HIGHEST COMPLETION PERCENTAGE

Career (min. 15 passes)

.842	Gary Kubiak, 1983-91 (16-19)
.737	Steve DeBerg, 1981-83 (14-19)
.634	Peyton Manning, 2012-15 (196-309)
.667	Jake Plummer, 2003-06 (80-120)
.545	John Elway, 1983-98 (355-651)
.467	Craig Morton, 1977-82 (42-90)
.464	Gus Frerotte, 2000-01 (13-28)
.462	Norris Weese, 1976-79 (12-26)
.404	Tim Tebow, 2010-11 (19-47)

Game (min. 12 passes)

.917	Kubiak, at Buffalo, 1/12/92 (11-12)
.767	Plummer, at Indianapolis, 1/4/04 (23-30)
.744	Manning, vs. New England, 1/19/14 (32-43)
.737	DeBerg, at Seattle, 12/24/83 (14-19)
.706	Plummer, at Indianapolis, 1/9/05 (24-34)
.694	Manning, vs. San Diego, 1/12/14 (25-36)
.694	Manning, vs. Seattle, 2/2/14 (34-49)
.667	Elway, vs. Jacksonville, 12/27/97 (16-24)
	Elway, at Seattle, 12/24/83 (10-15)
.658	Elway, vs. Jacksonville, 1/4/97 (25-38)

MOST PASSING YARDS

Career

4,964	John Elway, 1983-98
1,950	Peyton Manning, 2012-15
885	Jake Plummer, 2003-06
605	Craig Morton, 1977-82
452	Tim Tebow, 2010-11
212	Gary Kubiak, 1983-91
140	Norris Weese, 1976-79
131	Steve DeBerg, 1981-83
124	Gus Frerotte, 2000-01
54	Jarius Jackson, 2000-03

Game

400	Manning, vs. New England, 1/19/14
385	Elway, vs. Cleveland, 1/14/90
336	Elway, vs. Atlanta, 1/31/99
316	Tebow, vs. Pittsburgh, 1/8/12
304	Elway, vs. N.Y. Giants, 1/25/87
302	Elway, at L.A. Raiders, 1/9/94
290	Manning, vs. Baltimore, 1/12/13 (2 OT)
284	Plummer, at Indianapolis, 1/9/05
281	Elway, vs. Cleveland, 1/17/88
280	Manning vs. Seattle, 2/2/14

MOST TOUCHDOWN PASSES

Career

27	John Elway, 1983-98
11	Peyton Manning, 2012-15
5	Jake Plummer, 2003-06
	Craig Morton, 1977-82
2	Tim Tebow, 2010-11
1	Steve DeBerg, 1981-83

Game

3	Manning, vs. Baltimore, 1/12/13 (2 OT)
	Elway, at L.A. Raiders, 1/9/94
	Elway, vs. Cleveland, 1/14/90
	Elway, vs. Cleveland, 1/17/88
2	Manning, vs. New England, 1/24/16
	Manning, vs. New England, 1/19/14
	Manning, vs. San Diego, 1/12/14
	Tebow, vs. Pittsburgh, 1/8/12
	Plummer, at Indianapolis, 1/9/05
	Elway, at Pittsburgh, 1/11/98
	Elway, vs. Jacksonville, 1/4/97
	Elway, vs. Houston, 1/10/88
	Elway, vs. Pittsburgh, 12/30/84
	Morton, vs. Oakland, 1/1/78
	Morton, vs. Pittsburgh, 12/24/77

MOST INTERCEPTIONS THROWN

Career

21	John Elway, 1983-98
6	Peyton Manning, 2012-15
	Jake Plummer, 2003-06
	Craig Morton, 1977-82
1	Gus Frerotte, 2000-01
	Steve DeBerg, 1981-83

Game

4	Morton, vs. Dallas, 1/15/78
3	Elway, vs. Washington, 1/31/88
2	Manning, vs. Seattle, 2/2/14
	Manning, vs. Baltimore, 1/12/13 (2 OT)
	Plummer, vs. Pittsburgh, 1/22/06
	Plummer, at Indianapolis, 1/4/04
	Elway, vs. San Francisco, 1/28/90
	Elway, vs. New England, 1/4/87
	Elway, vs. Pittsburgh, 12/30/84
1	20 times (last: Manning, vs. Carolina, 2/7/16)

POSTSEASON IND. RECORDS — PASSING / RECEIVING

BEST INTERCEPTION AVOIDANCE PERCENTAGE

Career (min. 15 passes)

.000	Tim Tebow, 2010-11 (0-47)
	Gary Kubiak, 1983-91 (0-19)
	Norris Weese, 1976-79 (0-26)
.019	Peyton Manning, 2012-15 (6-309)
.032	John Elway, 1983-98 (21-651)
.036	Gus Frerotte, 2000-01 (1-28)
.050	Jake Plummer, 2003-06 (6-120)
.053	Steve DeBerg, 1981-83 (1-19)
.067	Craig Morton, 1977-82 (6-90)

HIGHEST AVERAGE GAIN PER ATTEMPT

Career (min. 15 passes)

11.16	Gary Kubiak, 1983-91 (19-212)
9.62	Tim Tebow, 2010-11 (47-452)
7.63	John Elway, 1983-98 (651-4,964)
7.38	Jake Plummer, 2003-06 (120-885)
6.89	Steve DeBerg, 1981-83 (19-131)
6.72	Craig Morton, 1977-82 (90-605)
6.31	Peyton Manning, 2012-15 (309-1,950)
5.38	Norris Weese, 1976-79 (26-140)
4.43	Gus Frerotte, 2000-01 (28-124)

HIGHEST AVERAGE GAIN PER COMPLETION

Career (min. 15 passes)

23.79	Tim Tebow, 2010-11 (19-452)
14.40	Craig Morton, 1977-82 (42-605)
13.98	John Elway, 1983-98 (355-4,964)
13.25	Gary Kubiak, 1983-91 (16-212)
11.67	Norris Weese, 1976-79 (12-140)
11.06	Jake Plummer, 2003-06 (80-885)
9.95	Peyton Manning, 2012-15 (196-1,950)
9.54	Gus Frerotte, 2000-01 (13-124)
9.36	Steve DeBerg, 1981-83 (14-131)

HIGHEST PASSER RATING

Career (min. 15 passes)

113.2	Gary Kubiak, 1983-91 (19 att.)
90.0	Tim Tebow, 2010-11 (47 att.)
87.8	Steve DeBerg, 1981-83 (19 att.)
85.0	Peyton Manning, 2012-15 (309 att.)
81.4	Jake Plummer, 2003-06 (120 att.)
79.7	John Elway, 1983-98 (651 att.)
63.0	Norris Weese, 1976-79 (26 att.)
59.7	Craig Morton, 1977-82 (90 att.)
44.3	Gus Frerotte, 2000-01 (28 att.)

Game (min. 12 passes)

125.6	Tebow, vs. Pittsburgh, 1/8/12 (21 att.)
120.7	Elway, vs. Cleveland, 1/14/90 (36 att.)
118.4	Manning, vs. New England, 1/19/14 (43 att.)
114.4	Elway, vs. Cleveland, 1/17/88 (26 att.)
113.9	Kubiak, at Buffalo, 1/12/92 (12 att.)
110.2	Elway, vs. Jacksonville, 12/27/97 (24 att.)
103.1	Plummer, at Indianapolis, 1/9/05 (34 att.)
102.9	Morton, vs. Oakland, 1/1/78 (20 att.)
101.0	Elway, vs. Houston, 1/10/88 (25 att.)
100.6	Morton, vs. Pittsburgh, 12/24/77 (23 att.)

LONGEST PASS PLAY

80t	Tim Tebow to Demaryius Thomas, vs. Pittsburgh, 1/8/12
	John Elway to Rod Smith, vs. Atlanta, 1/31/99
	John Elway to Mark Jackson, vs. Cleveland, 1/17/88
74t	Craig Morton to Haven Moses, vs. Oakland, 1/1/78
70t	John Elway to Michael Young, vs. Cleveland, 1/14/90
58	Tim Tebow to Demaryius Thomas, vs. Pittsburgh, 1/8/12
56t	John Elway to Ricky Nattiel, vs. Washington, 1/31/88
55	John Elway to Vance Johnson, vs. Houston, 1/10/88
54	John Elway to Vance Johnson, vs. N.Y. Giants, 1/25/87
53	John Elway to Michael Young, vs. Cleveland, 1/14/90

RECEIVING

MOST RECEPTIONS

Career

53	Demaryius Thomas, 2010-17
49	Rod Smith, 1995-2007
47	Shannon Sharpe, 1990-99, '02-03
40	Vance Johnson, 1985-93, '95
36	Ed McCaffrey, 1995-2003
31	Steve Sewell, 1985-92
23	Emmanuel Sanders, 2014-17
21	Steve Watson, 1979-87
20	Mark Jackson, 1986-92
	Sammy Winder, 1982-90

Game

13	D. Thomas, vs. Seattle, 2/2/14
	Sharpe, at L.A. Raiders, 1/9/94
11	Watson, vs. Pittsburgh, 12/30/84
8	Welker, vs. Seattle, 2/2/14
	J. Thomas, vs. New England, 1/19/14
	D. Thomas, vs. San Diego, 1/12/14
	McCaffrey, at Baltimore, 12/31/00
	V. Johnson, at Buffalo, 1/12/92
7	Eight times (last: Sanders, vs. Indianapolis, 1/11/15)

MOST RECEIVING YARDS

Career

860	Rod Smith, 1995-2007
759	Demaryius Thomas, 2010-17
719	Vance Johnson, 1985-93, '95
505	Shannon Sharpe, 1990-99, '02-03
490	Ed McCaffrey, 1995-2003
422	Mark Jackson, 1986-92
375	Steve Sewell, 1985-92
358	Steve Watson, 1979-87
314	Haven Moses, 1972-81
276	Emmanuel Sanders, 2014-17

Game

204	D. Thomas, vs. Pittsburgh, 1/8/11
177	Watson, vs. Pittsburgh, 12/30/84
168	Moses, vs. Oakland, 1/1/78
156	Sharpe, at L.A. Raiders, 1/9/94
152	R. Smith, vs. Atlanta, 1/31/99
134	D. Thomas, vs. New England, 1/19/14
	Jackson, vs. Cleveland, 1/17/88
123	Young, vs. Cleveland, 1/14/90
121	V. Johnson, vs. N.Y. Giants, 1/25/87
118	D. Thomas, vs. Seattle, 2/2/14

HIGHEST AVERAGE GAIN PER RECEPTION

Career (min. 5 receptions)

24.2	Haven Moses, 1972-81 (13-314)
23.2	Michael Young, 1989-92 (11-255)
21.1	Mark Jackson, 1986-92 (20-422)
19.3	Ricky Nattiel, 1987-92 (13-251)
19.3	Jack Dolbin, 1975-79 (7-135)
17.6	Rod Smith, 1995-2007 (49-860)
17.5	Vance Johnson, 1985-93, '95 (41-719)
17.0	Steve Watson, 1979-87 (21-358)
15.9	Jeb Putzier, 2002-05, '08 (10-159)
15.2	Ashley Lelie, 2013-05 (10-152)

Game (min. 4 receptions)

51.0	D. Thomas, vs. Pittsburgh, 1/8/12 (4-204)
33.6	Moses, vs. Oakland, 1/1/78 (5-168)
33.5	Jackson, vs. Cleveland, 1/17/88 (4-134)
30.4	R. Smith, vs. Atlanta, 1/31/99 (5-152)
26.3	V. Johnson, vs. Houston, 1/10/88 (4-105)
24.2	V. Johnson, vs. N.Y. Giants, 1/25/87 (5-121)
22.3	V. Johnson, vs. New England, 1/4/87 (4-89)
22.2	Jackson, vs. Pittsburgh, 1/7/90 (5-111)
21.3	Young, vs. Houston, 1/4/92 (4-85)
19.1	D. Thomas, vs. New Ebgland, 1/19/14 (7-134)

POSTSEASON IND. RECORDS — REC. / PUNTS / RETURNS

MOST RECEIVING TOUCHDOWNS

Career

- 6 Rod Smith, 1995-2007
- Demaryius Thomas, 2010-17
- 4 Vance Johnson, 1985-93, '95
- 2 Nine players

Game

- 2 Daniels, vs. New England, 1/24/16
- Kay, vs. Houston, 1/10/88
- Moses, vs. Oakland, 1/1/78

INTERCEPTIONS

MOST INTERCEPTIONS

Career

- 5 Darrien Gordon, 1997-98
- 3 Tyrone Braxton, 1987-93, '95-99
- Bob Swenson, 1975-83
- 2 Quinton Carter, 2011
- Darrius Johnson, 1996-99
- Dennis Smith, 1981-94
- Tom Jackson, 1973-86

Game

- 2 Gordon, vs. Atlanta, 1/31/99
- Gordon, vs. N.Y. Jets, 1/17/99
- D. Smith, vs. Cleveland, 1/14/90
- T. Jackson, vs. Pittsburgh, 12/24/77

MOST YARDS ON INTERCEPTION RETURNS

Career

- 156 Darrien Gordon, 1997-98
- 100 Champ Bailey, 2004-09
- 76 Darrius Johnson, 1996-99
- 57 Mark Haynes, 1986-89
- 49 Tom Jackson, 1973-86
- 26 Quinton Carter, 2011
- Jim Ryan, 1979-88

Game

- 108 Gordon, vs. Atlanta, 1/31/99
- 100 Bailey, vs. New England, 1/14/06
- 57 Haynes, vs. Houston, 1/10/88
- 49 T. Jackson, vs. Pittsburgh, 12/24/77
- 48 Gordon, vs. N.Y. Jets, 1/17/99
- D. Johnson, vs. Miami, 1/9/99
- 28 D. Johnson, vs. Atlanta, 1/31/99
- 26 Ryan, at Cleveland, 1/11/87 (OT)
- 18 Mecklenburg, vs. Houston, 1/10/88
- 17 Q. Carter, at New England, 1/14/12

LONGEST INTERCEPTION RETURN

- 100 Champ Bailey, vs. New England, 1/14/06
- 58 Darrien Gordon, vs. Atlanta, 1/31/99
- 57 Mark Haynes, vs. Houston, 1/10/88
- 50 Darrien Gordon, vs. Atlanta, 1/31/99
- 48 Darrius Johnson, vs. Miami, 1/9/99
- 32 Tom Jackson, vs. Pittsburgh, 12/24/77
- 30 Darrien Gordon, vs. N.Y. Jets, 1/17/99
- 28 Darrius Johnson, vs. Atlanta, 1/31/99
- 26 Jim Ryan, at Cleveland, 1/11/87
- 18 Karl Mecklenburg, vs. Houston, 1/10/88

SACKS

MOST SACKS

Career

- 6.5 Von Miller, 2011-17
- 6 Simon Fletcher, 1985-95
- Rulon Jones, 1980-88
- 3.5 DeMarcus Ware, 2014-16
- 3 Robert Ayers, 2009-13
- Neil Smith, 1997-99
- Rubin Carter, 1975-86
- 2.5 Derek Wolfe, 2012-17
- 2 Five players

Game

- 2.5 V. Miller, vs. Carolina, 2/7/16
- V. Miller, vs. New England, 1/24/16
- 2 10 times (last: Ware, vs. Carolina, 2/7/16)

PUNTING

MOST PUNTS

Career

- 48 Britton Colquitt, 2010-15
- 46 Mike Horan, 1986-2002
- 45 Tom Rouen, 1993-2002
- 19 Bucky Dilts, 1977-78
- 10 Luke Prestridge, 1979-83
- 8 Todd Sauerbrun, 2005, '07

Game

- 9 Colquitt, vs. New England, 1/24/16
- Rouen, at Baltimore, 12/31/00
- 8 Colquitt, vs. Carolina, 2/7/16
- 7 Colquitt, at New England, 1/14/12
- Rouen, vs. N.Y. Jets, 1/17/99
- Horan, vs. Washington, 1/31/88
- 6 Colquitt, vs. Indianapolis, 1/11/15
- Sauerbrun, vs. New England, 1/14/06
- Rouen, at Kansas City, 1/4/98
- Horan, at Buffalo, 1/12/92
- Horan, vs. San Francisco, 1/28/90
- Horan, at Cleveland, 1/11/87 (OT)
- Prestridge, at Houston, 12/23/79
- Dilts, vs. Pittsburgh, 12/30/78

HIGHEST AVERAGE PER PUNT

Career (min. 10 punts)

- 45.7 Luke Prestridge, 1979-83 (10-457)
- 43.8 Britton Colquitt, 2010-15 (48-2,104)
- 42.1 Mike Horan, 1986-2002 (46-1,938)
- 39.2 Tom Rouen, 1993-2002 (45-1,762)
- 37.3 Bucky Dilts, 1977-78 (19-708)

Game (min. 4 punts)

- 49.0 Horan, vs. New England, 1/4/87 (5-245)
- 48.8 Colquitt, vs. Baltimore, 1/12/13 (2 OT) (5-244)
- 47.8 Prestridge, at Seattle, 12/24/83 (4-191)
- 47.0 Colquitt, vs. New England, 1/24/16 (6-282)
- Colquitt, vs. Pittsburgh, 1/17/16 (9-423)
- 46.4 Horan, vs. Cleveland, 1/14/90 (5-232)
- 45.7 Sauerbrun, vs. New England, 1/14/06 (6-274)

LONGEST PUNT

- 76 Mike Horan, at Buffalo, 1/12/92

PUNT RETURNS

MOST PUNT RETURNS

Career

- 13 Vance Johnson, 1985-93, '95
- 11 Darrien Gordon, 1997-98
- 10 Rick Upchurch, 1975-83
- 7 Gerald Willhite, 1982-88
- 6 Kevin Clark, 1987-88, '90-91
- 4 Jordan Norwood, 2015-16
- Eric Decker, 2010-13

POSTSEASON IND. RECORDS — RETURNS

MOST PUNT RETURNS CONT.

Game	
5	Gordon, vs. N.Y. Jets, 1/17/99
4	V. Johnson, vs. Cleveland, 1/14/90
3	11 times (last: Norwood, vs. New England, 1/24/16)

MOST YARDS ON PUNT RETURNS

Career	
162	Darrien Gordon, 1997-98
115	Vance Johnson, 1985-93, '95
92	Rick Upchurch, 1975-83
90	Trindon Holliday, 2012-13
82	Jordan Norwood, 2015-16
75	Eric Decker, 2010-13
46	Kevin Clark, 1987-88, '90-91
45	Gerald Willhite, 1982-88
42	Omar Bolden, 2012-15
38	Glyn Milburn, 1993-95

Game	
90	Holliday, vs. Baltimore, 1/12/13 (2 OT)
79	Gordon, vs. N.Y. Jets, 1/17/99
66	Decker, vs. San Diego, 1/12/19
61	Norwood, vs. Carolina, 2/7/16
42	Bolden, vs. Pittsburgh, 1/17/16
38	Milburn, at L.A. Raiders, 1/9/94
36	Gordon, at Kansas City, 1/4/98
	V. Johnson, at Buffalo, 1/12/92
	V. Johnson, vs. Cleveland, 1/14/90
30	Upchurch, at Pittsburgh, 12/30/78

HIGHEST AVERAGE PER RETURN

Career (min. 2 returns)	
30.0	Trindon Holliday, 2012-13 (3-90)
20.5	Jordan Norwood, 2015-16 (4-82)
18.8	Eric Decker, 2010-13 (4-75)
14.7	Darrien Gordon, 1997-98 (11-162)
12.7	Glyn Milburn, 1993-95 (3-38)
9.2	Rick Upchurch, 1975-83 (10-92)
9.0	Eddie Royal, 2008-11 (3-27)
8.8	Vance Johnson, 1985-93, '95 (13-115)
7.7	Kevin Clark, 1987-88, '90-91 (6-46)
6.4	Gerald Willhite, 1982-88 (7-45)

Game (min. 2 returns)	
30.0	Holliday, vs. Baltimore, 1/12/13 (2 OT) (3-90)
22.0	Decker, vs. San Diego, 1/12/14
15.8	Gordon, vs. N.Y. Jets, 1/17/99 (5-79)
15.0	Upchurch, at Pittsburgh, 12/30/78 (2-30)
12.7	Milburn, at L.A. Raiders, 1/9/94 (3-38)
12.5	Upchurch, at Houston, 12/23/79 (2-25)
12.0	V. Johnson, at Buffalo, 1/12/92 (3-36)
9.5	Gordon, at Pittsburgh, 1/11/98 (2-19)
9.0	Three players [last: Royal, vs. Pittsburgh, 1/8/12 (3-27)]

MOST PUNT RETURN TOUCHDOWNS

Career	
1	Trindon Holliday, vs. Baltimore, 1/12/13 (2 OT)
Game	
1	Trindon Holliday, vs. Baltimore, 1/12/13 (2 OT)

LONGEST PUNT RETURN

90t	Holliday, vs. Baltimore, 1/12/13 (2 OT)
*61	Norwood, vs. Carolina, 2/7/16
47	Decker, vs. San Diego, 1/12/14
42	Bolden, vs. Pittsburgh, 1/17/16
36	Gordon, vs. N.Y. Jets, 1/17/99
36	Gordon, at Kansas City, 1/4/98
22	Upchurch, at Pittsburgh, 12/30/78
19	Gordon, at Pittsburgh, 1/11/98
18	Royal, vs. Pittsburgh, 1/8/12
	Milburn, at L.A. Raiders, 1/9/94

* - Super Bowl Record

KICKOFF RETURNS

MOST KICKOFF RETURNS

Career	
21	Ken Bell, 1986-89
20	Vaughn Hebron, 1996-98
12	Trindon Holliday, 2012-13
	Rick Upchurch, 1975-83
8	Charlie Adams, 2003-05
	Reuben Droughns, 2002-04
	Darren Carrington, 1989
6	Glyn Milburn, 1993-95
	Alton Montgomery, 1990-92

Game	
6	Droughns, at Indianapolis, 1/4/04
	Milburn, at L.A. Raiders, 1/9/94
	Carrington, vs. San Francisco, 1/28/90
5	Holliday, vs. Seattle, 2/2/14
	K. Bell, vs. Washington, 1/31/88
4	Seven times (last: Matthew Willis, at N.E., 1/14/12)

MOST YARDS ON KICKOFF RETURNS

Career	
460	Vaughn Hebron, 1996-98
383	Ken Bell, 1986-89
344	Trindon Holliday, 2012-13
259	Rick Upchurch, 1975-83
197	Darren Carrington, 1989
189	Charlie Adams, 2003-05
169	Reuben Droughns, 2002-04
122	Alton Montgomery, 1990-92
109	John Schultz, 1977
97	Cecil Sapp, 2003-07

Game	
158	Holliday, vs. Baltimore, 1/12/13 (2 OT)
146	Carrington, vs. San Francisco, 1/28/90
133	Droughns, at Indianapolis, 1/4/04
110	Adams, vs. Pittsburgh, 1/22/06
105	Holliday, vs. Seattle, 2/2/14
94	Upchurch, vs. Dallas, 1/15/78
88	Montgomery, vs. Houston, 1/4/92
	K. Bell, vs. Washington, 1/31/88
87	Hebron, vs. Jacksonville, 12/27/97
86	Sapp, at Indianapolis, 1/9/05

HIGHEST AVERAGE PER KICKOFF RETURN

Career (min. 3 returns)	
28.7	Trindon Holliday, 2012-13 (12-344)
27.3	John Schultz, 1976-78 (4-109)
24.6	Darren Carrington, 1989 (8-197)
23.6	Charlie Adams, 2003-05 (8-189)
23.0	Vaughn Hebron, 1996-98 (20-460)
21.6	Rick Upchurch, 1975-83 (12-259)
21.1	Reuben Droughns, 2002-04 (8-169)
20.3	Alton Montgomery, 1990-92 (6-122)
20.3	Zach Thomas, 1983-84 (4-81)
19.4	Cecil Sapp, 2003-07 (5-97)

Game (min. 2 returns)	
52.7	Holliday, vs. Baltimore, 1/12/13 (2 OT) (3-158)
31.3	Upchurch, vs. Dallas, 1/15/78 (3-94)
31.0	Bell, vs. Pittsburgh, 1/7/90 (2-62)
	Schultz, vs. Dallas, 1/15/78 (2-62)
29.0	Hebron, vs. Jacksonville, 12/27/97 (3-87)
28.3	Hebron, vs. Jacksonville, 1/4/97 (3-85)
28.0	Willhite, vs. Pittsburgh, 12/30/84 (2-56)
27.5	Adams, vs. Pittsburgh, 1/22/06 (4-110)
25.7	Holliday, vs. San Diego, 1/12/14 (3-77)
25.5	Hebron, at Kansas City, 1/4/98 (2-51)
	Carrington, vs. Pittsburgh, 1/7/90 (2-51)

MOST KICKOFF RETURN TOUCHDOWNS

Career	
1	Trindon Holliday, vs. Baltimore, 1/12/13 (2 OT)
Game	
1	Trindon Holliday, vs. Baltimore, 1/12/13 (2 OT)

POSTSEASON IND. / TEAM RECORDS — KICKING / SCORING

LONGEST KICKOFF RETURN

104t	Trindon Holliday vs. Baltimore, 1/12/13 (2 OT)
67	Rick Upchurch, vs. Dallas, 1/15/78
51	Vaughn Hebron, vs. Jacksonville, 12/27/97
47	Charlie Adams, vs. Pittsburgh, 1/22/06
41	Triandos Luke, at Indianapolis, 1/9/05
39	Darren Carrington, vs. San Francisco, 1/28/90
38	Vaughn Hebron, vs. Jacksonville, 1/4/97
37	Trindon Holliday, vs. San Diego, 1/12/14
	John Schultz, vs. Dallas, 1/15/78
35	Ken Bell, vs. New England, 1/4/87
33	Reuben Droughns, at Indianapolis, 1/4/04

KICKING

MOST PAT ATTEMPTS

Career

40	Jason Elam, 1993-2007
19	Rich Karlis, 1982-88
13	Matt Prater, 2008-13
12	David Treadwell, 1989-92
9	Jim Turner, 1971-79

Game

6	Elam, vs. Jacksonville, 12/27/97
5	Prater, vs. Baltimore, 1/12/13 (2 OT)
	Elam, vs. Miami, 1/9/99
	Karlis, vs. Cleveland, 1/17/88
4	Elam, vs. Atlanta, 1/31/99
	Elam, vs. Green Bay, 1/25/98
	Treadwell, vs. Cleveland, 1/14/90
	Karlis, vs. Houston, 1/10/88
	Turner, vs. Pittsburgh, 12/24/77

MOST PATS MADE

Career

39	Jason Elam, 1993-2007
19	Rich Karlis, 1982-88
13	Matt Prater, 2008-13
11	David Treadwell, 1989-92
9	Jim Turner, 1971-79

Game

6	Elam, vs. Jacksonville, 12/27/97
5	Prater, vs. Baltimore, 1/12/13 (2 OT)
	Elam, vs. Miami, 1/9/99
	Karlis, vs. Cleveland, 1/17/88
4	Elam, vs. Atlanta, 1/31/99
	Elam, vs. Green Bay, 1/25/98
	Treadwell, vs. Cleveland, 1/14/90
	Karlis, vs. Houston, 1/10/88
	Turner, vs. Pittsburgh, 12/24/77

HIGHEST PAT PERCENTAGE (min. 5 PAT)

Career

1.000	Matt Prater, 2008-13 (13-13)
	Rich Karlis, 1982-88 (19-19)
	Jim Turner, 1971-79 (9-9)
.975	Jason Elam, 1993-2007 (39-40)
.916	David Treadwell, 1989-92 (11-12)

MOST FIELD GOALS ATTEMPTED

Career

18	Jason Elam, 1993-2007
	Rich Karlis, 1982-88
11	Matt Prater, 2008-13
	David Treadwell, 1989-92
10	Brandon McManus, 2014-17
8	Jim Turner, 1971-79

Game

5	Brandon McManus, vs. Pittsburgh, 1/17/16
4	Four times (last: Prater, vs. New England, 1/19/14)

MOST FIELD GOALS MADE

Career

15	Jason Elam, 1993-2007
12	Rich Karlis, 1982-88
10	Brandon McManus, 2014-17
9	Matt Prater, 2008-13
7	David Treadwell, 1989-92

Game

*5	McManus, vs. Pittsburgh, 1/17/16
4	Prater, vs. New England, 1/19/14
3	Prater, vs. Pittsburgh, 1/8/12
	Elam, vs. N.Y. Jets, 1/17/99
	Treadwell, vs. Cleveland, 1/14/90
	Karlis, at Cleveland, 1/11/87 (OT)

* - Tied NFL record

HIGHEST FIELD GOAL PERCENTAGE (min. 5 FG)

Career

1.000	Brandon McManus, 2014-17 (10-10)
.833	Jason Elam, 1993-2007 (15-18)
.818	Matt Prater, 2008-13 (9-11)
.667	Rich Karlis, 1982-88 (12-18)
.636	David Treadwell, 1989-92 (7-11)

LONGEST FIELD GOAL

54	Matt Prater, vs. New England, 1/19/14
52	Brandon McManus, vs. New England, 1/24/16
51	Brandon McManus, vs. Pittsburgh, 1/17/16
	Jason Elam, vs. Green Bay, 1/25/98
50	Jason Elam, vs. New England, 1/14/06
49	Jason Elam, at Indianapolis, 1/4/04
	David Treadwell, vs. Houston, 1/4/92
48	Jason Elam, vs. N.Y. Jets, 1/17/99
	Rich Karlis, vs. N.Y. Giants, 1/25/87
47	Jim Turner, vs. Dallas, 1/15/78

SCORING

MOST TOUCHDOWNS SCORED

Career

12	Terrell Davis, 1995-2002
6	Demaryius Thomas, 2010-17
	Rod Smith, 1995-2007
	John Elway, 1983-98
4	Howard Griffith, 1997-2001
	Vance Johnson, 1985-93, '95
3	Mike Anderson, 2000-05
	Derek Loville, 1997-99
	Sammy Winder, 1982-90
2	16 players

Game

3	Davis, vs. Green Bay, 1/25/98
2	13 times (last: Daniels vs. New England, 1/24/16)

MOST POINTS SCORED

Career

84	Jason Elam, 1993-2007
74	Terrell Davis, 1995-2002
55	Rich Karlis, 1982-88
40	Matt Prater, 2010-13
38	Demaryius Thomas, 2010-17
	Rod Smith, 1995-2007
	John Elway, 1983-98
33	Brandon McManus, 2014-17
32	David Treadwell, 1989-92
24	Howard Griffith, 1997-2001
	Vance Johnson, 1985-93, '95

Game

18	Davis, vs. Green Bay, 1/25/98
15	McManus, vs. Pittsburgh, 1/17/16
14	Prater, vs. New England, 1/19/14
13	Treadwell, vs. Cleveland, 1/14/90
12	13 times (last: Daniels, vs. New England, 1/24/16)

POSTSEASON TEAM RECORDS — OFFENSE / RUSHING / PASSING

POSTSEASON TEAM RECORDS

SCORING

MOST POINTS SCORED

42	vs. Jacksonville, 12/27/97
38	vs. Miami, 1/9/99
	vs. Cleveland, 1/17/88
37	vs. Cleveland, 1/14/90
35	vs. Baltimore, 1/12/13 (2 OT)
34	vs. Atlanta, 1/31/99
	vs. Houston, 1/10/88
	vs. Pittsburgh, 12/24/77
31	vs. Green Bay, 1/25/98
29	vs. Pittsburgh, 1/8/12

MOST POINTS SCORED, ONE HALF

27	vs. Cleveland, 1/14/90 (2nd)
24	at Pittsburgh, 1/11/98 (1st)
23	vs. N.Y. Jets, 1/17/99 (2nd)
21	vs. Baltimore, vs. Baltimore, 1/12/13 (2 OT) (1st)
	at Indianapolis, 1/9/05 (2nd)
	vs. Miami, 1/9/99 (1st)
	vs. Jacksonville, 12/27/97 (2nd)
	vs. Jacksonville, 12/27/97 (1st)
	at L.A. Raiders, 1/9/94 (1st)
	vs. Cleveland, 1/17/88 (1st)

MOST POINTS SCORED, ONE QUARTER

21	vs. Jacksonville, 12/27/97 (4th)
20	vs. Pittsburgh, 1/8/12 (2nd)
	vs. N.Y. Jets, 1/17/99 (3rd)
17	vs. Atlanta, 1/31/99 (4th)
	at Pittsburgh, 1/11/98 (2nd)
15	vs. Jacksonville, 1/4/97 (4th)
14	vs. Baltimore, 1/12/13 (1st)
	at Indianapolis, 1/9/05 (3rd)
	vs. Miami, 1/9/99 (4th)
	vs. Miami, 1/9/99 (1st)
	vs. Jacksonville, 12/27/97 (1st)
	at L.A. Raiders, 1/9/94 (2nd)
	vs. Cleveland, 1/14/90 (3rd)
	vs. Cleveland, 1/17/88 (1st)

TOTAL OFFENSE

MOST TOTAL PLAYS

87	vs. Baltimore, 1/12/13 (2 OT)
77	at Cleveland, 1/11/87 (OT)
76	vs. Jacksonville, 12/27/97
	vs. Cleveland, 1/14/90
75	vs. N.Y. Jets, 1/17/99
	vs. New England, 1/4/87
73	at L.A. Raiders, 1/9/94
71	vs. New England, 1/19/14
	at New England, 1/14/12
70	vs. San Diego, 1/12/14

MOST TOTAL YARDS

511	vs. Jacksonville, 12/27/97 (310 rush/201 pass)
507	vs. New England, 1/19/14 (107/400)
497	vs. Cleveland, 1/14/90 (120/377)
457	vs. Atlanta, 1/31/99 (121/336)
447	vs. Pittsburgh, 1/8/12 (131/316) (OT)
441	vs. New England, 1/4/87 (188/253)
424	vs. Miami, 1/9/99 (250/174)
418	vs. Houston, 1/4/92 (151/267)
412	vs. Cleveland, 1/17/88 (156/256)
398	vs. Baltimore, 1/12/13 (2 OT) (125/273)

HIGHEST AVERAGE GAIN PER PLAY

8.1	vs. Pittsburgh, 1/8/12 (55-447)
7.1	vs. New England, 1/19/14 (71-507)
7.0	vs. Atlanta, 1/31/99 (65-457)
7.0	vs. Pittsburgh, 1/7/90 (52-364) (OT)
6.8	vs. Miami, 1/9/99 (62-424)

RUSHING

MOST RUSHES

49	vs. Jacksonville, 12/27/97
42	vs. New England, 1/4/87
41	vs. Baltimore, 1/12/13 (2 OT)
40	at New England, 1/14/12
39	vs. Green Bay, 1/25/98
	vs. Cleveland, 1/14/90
	vs. Cleveland, 1/17/88
38	vs. N.Y. Jets, 1/17/99
	vs. Miami, 1/9/99
37	at Cleveland, 1/11/87 (OT)
	vs. Oakland, 1/1/78
	vs. Pittsburgh, 12/24/77

MOST RUSHING YARDS

310	vs. Jacksonville, 12/27/97
250	vs. Miami, 1/9/99
188	vs. New England, 1/4/87
179	vs. Green Bay, 1/25/98
178	vs. N.Y. Jets, 1/17/99
156	vs. Cleveland, 1/17/88
151	vs. Houston, 1/4/92
150	at Pittsburgh, 1/11/98
149	at Cleveland, 1/11/87 (OT)
146	at Indianapolis, 1/4/04

HIGHEST AVERAGE GAIN PER RUSH (MIN. 10 RUSHES)

6.6	vs. Miami, 1/9/99 (38-250)
6.3	vs. Jacksonville, 12/27/97 (49-310)
6.0	vs. Jacksonville, 1/4/97 (21-126)
5.7	vs. Washington, 1/31/88 (17-97)
5.6	at Indianapolis, 1/4/04 (26-146)
5.0	at Pittsburgh, 1/11/98 (30-150)
4.9	vs. Houston, 1/4/92 (31-151)
4.7	vs. N.Y. Jets, 1/17/99 (38-178)

MOST RUSHING TOUCHDOWNS

5	vs. Jacksonville, 12/27/97
4	vs. Green Bay, 1/25/98
3	vs. Atlanta, 1/31/99
	vs. Miami, 1/9/99
2	Eight times (last: vs. New England, 1/14/06)

PASSING

MOST PASS ATTEMPTS

54	at L.A. Raiders, 1/9/94
49	vs. Seattle, 2/2/14
46	vs. Indianapolis, 1/11/15
43	vs. New England, 1/19/14
	vs. Baltimore, 1/12/13 (2 OT)
41	vs. N.Y. Giants, 1/25/87
39	vs. Washington, 1/31/88
38	Four times (last: at Baltimore, 12/31/00)

MOST COMPLETIONS

34	vs. Seattle, 2/2/14
32	vs. New England, 1/19/14
	at L.A. Raiders, 1/9/94
28	vs. Baltimore, 1/12/13 (2 OT)
26	vs. Indianapolis, 1/11/15
	vs. N.Y. Giants, 1/25/87
25	vs. San Diego, 1/12/14
	vs. Jacksonville, 1/4/97
24	at Indianapolis, 1/9/05
	at Seattle, 12/24/83

HIGHEST COMPLETION PERCENTAGE (MIN. 10 ATTEMPTS)

.767	at Indianapolis, 1/4/04 (23-30)
.744	vs. New England, 1/19/14 (32-43)
.706	at Seattle, 12/24/83 (22-34)
.706	at Indianapolis, 1/9/05 (24-34)
.694	vs. San Diego, 1/12/14 (25-36)
.694	vs. Seattle, 2/2/14 (34-49)
.667	vs. Jacksonville, 12/27/97 (16-24)
	at Buffalo, 1/12/92 (22-33)
.658	vs. Jacksonville, 1/4/97 (25-38)
.651	vs. Baltimore, 1/12/13 (2 OT) (28-43)

POSTSEASON TEAM RECORDS — FIRST DOWNS / SPECIAL TEAMS

MOST YARDS PASSING (NET YARDS)

400	vs. New England, 1/19/14
377	vs. Cleveland, 1/14/90
336	vs. Atlanta, 1/31/99
331	at L.A. Raiders, 1/9/94
320	vs. N.Y. Giants, 1/25/87
316	vs. Pittsburgh, 1/8/12 (OT)
273	vs. Baltimore, 1/12/13 (2 OT)
279	vs. Seattle, 2/2/14
267	vs. Houston, 1/4/92
260	at Indianapolis, 1/9/05

MOST TOUCHDOWN PASSES

3	vs. Baltimore, 1/12/13 (2 OT)
	at L.A. Raiders, 1/9/94
	vs. Cleveland, 1/14/90
	vs. Cleveland, 1/17/88
2	11 times (last: vs. New England, 1/24/16)

MOST INTERCEPTIONS THROWN

4	vs. Dallas, 1/15/78
3	vs. Washington, 1/31/88
2	vs. Seattle, 2/2/14
	vs. Baltimore, 1/12/13 (2 OT)
	vs. Pittsburgh, 1/22/06
	at Indianapolis, 1/4/04
	vs. San Francisco, 1/28/90
	vs. New England, 1/4/87
	vs. Pittsburgh, 12/30/84
	at Seattle, 12/24/83

MOST TIMES SACKED

6	vs. San Francisco, 1/28/90
	at Houston, 12/23/79
	at Pittsburgh, 12/30/78
5	vs. Carolina, 2/7/16
	at New England, 1/14/12
	at Baltimore, 12/31/00
	vs. Washington, 1/31/88
4	at Buffalo, 1/12/92
	vs. N.Y. Giants, 1/25/87
	vs. Pittsburgh, 12/30/84
	vs. Dallas, 1/15/78

MOST YARDAGE LOST ON SACKS

50	vs. Washington, 1/31/88
43	at Baltimore, 12/31/00
40	at Houston, 12/23/79
37	vs. Carolina, 2/7/16
	vs. Pittsburgh, 12/30/84
	at Pittsburgh, 12/30/78
34	at Buffalo, 1/12/92
33	vs. San Francisco, 1/28/90
32	vs. N.Y. Giants, 1/25/87

FIRST DOWNS

MOST FIRST DOWNS

30	vs. Baltimore, 1/12/13 (2 OT)
28	vs. Jacksonville, 12/27/97
27	vs. New England, 1/19/14
26	vs. San Diego, 1/12/14
	at L.A. Raiders, 1/9/94
	vs. Houston, 1/4/92
24	vs. Miami, 1/9/99
	vs. Cleveland, 1/17/88
23	at Pittsburgh, 1/11/98
	vs. N.Y. Giants, 1/25/87
	vs. New England, 1/4/87

MOST FIRST DOWNS RUSHING

18	vs. Jacksonville, 12/27/97
14	vs. Green Bay, 1/25/98
13	vs. San Diego, 1/12/14
	vs. Miami, 1/9/99
	vs. Houston, 1/4/92
12	vs. New England, 1/4/87

MOST FIRST DOWNS PASSING

21	vs. New England, 1/19/14
18	at L.A. Raiders, 1/9/94
16	vs. N.Y. Giants, 1/25/87
15	vs. Baltimore, 1/12/13 (2 OT)
15	at Pittsburgh, 1/11/98
14	at Indianapolis, 1/9/05
	vs. Atlanta, 1/31/99
	vs. Cleveland, 1/14/90
	at Seattle, 12/24/83
13	Four times (last: vs. Seattle, 2/2/14)

MOST FIRST DOWNS BY PENALTY

6	vs. Baltimore, 1/12/13 (2 OT)
4	at L.A. Raiders, 1/9/94
3	Six times (last: vs. Indianapolis, 1/11/15)

PUNTS

MOST PUNTS

9	vs. New England, 1/24/16
	at Baltimore, 12/31/00
8	vs. Carolina, 2/7/16
	vs. N.Y. Jets, 1/17/99
7	at New England, 1/14/12
	vs. Washington, 1/31/88
	at Cleveland, 1/11/87 (OT)

HIGHEST PUNTING AVERAGE (MIN. 4 PUNTS)

48.8	vs. Baltimore, 1/12/13 (2 OT) (5-244)
47.8	at Seattle, 12/24/83 (4-191)
47.0	vs. New England, 1/24/16 (9-423)
	vs. Pittsburgh, 1/17/16 (6-282)
46.4	vs. Cleveland, 1/14/90 (5-232)

HIGHEST NET PUNTING AVERAGE (MIN. 4 PUNTS)

45.6	vs. Carolina, 2/7/16 (8-365)
44.4	vs. Baltimore, 1/12/13 (2 OT) (5-222)
41.7	vs. New England, 1/24/16 (9-375)
41.0	vs. Pittsburgh, 1/8/12 (OT) (4-164)
40.3	vs. Pittsburgh, 1/17/17 (6-242)
	at Buffalo, 1/12/92 (6-242)
40.0	vs. Pittsburgh, 12/30/84 (4-160)

PUNT RETURNS

MOST PUNT RETURNS

5	vs. N.Y. Jets, 1/17/99
4	at Baltimore, 12/31/00
	vs. Cleveland, 1/14/90
	vs. New England, 1/4/87
	vs. Dallas, 1/15/78
	vs. Oakland, 1/1/78

MOST YARDS ON PUNT RETURNS

90	vs. Baltimore, 1/12/13 (2 OT)
79	vs. N.Y. Jets, 1/17/99
66	vs. San Diego, 1/12/14
61	vs. Carolina, 2/7/16
42	vs. Pittsburgh, 1/17/16

MOST PUNT RETURN TOUCHDOWNS

1	vs. Baltimore, 1/12/13 (2 OT)
---	-------------------------------

KICKOFF RETURNS

MOST KICKOFF RETURNS

9	vs. San Francisco, 1/28/90
8	at Indianapolis, 1/9/05
6	at Indianapolis, 1/4/04
	vs. Jacksonville, 1/4/97
	at L.A. Raiders, 1/9/94
	at Seattle, 12/24/83
	at Pittsburgh, 12/30/78
	vs. Dallas, 1/15/78

POSTSEASON TEAM RECORDS — TURNOVERS / PENALTIES / DEFENSE

MOST YARDS ON KICKOFF RETURNS

196	vs. San Francisco, 1/28/90
188	at Indianapolis, 1/9/05
173	vs. Dallas, 1/15/78
171	vs. Baltimore, 1/12/13 (2 OT)
133	at Indianapolis, 1/4/04
123	vs. Jacksonville, 1/4/97
121	vs. Pittsburgh, 1/22/06
119	vs. Pittsburgh, 1/7/90
118	at Seattle, 12/24/83

MOST KICKOFF RETURN TOUCHDOWNS

1	vs. Baltimore, 1/12/13 (2 OT)
---	-------------------------------

FIELD GOALS

MOST FIELD GOALS ATTEMPTED

5	vs. Pittsburgh, 1/17/16
4	vs. New England, 1/19/14
	vs. Atlanta, 1/31/99
	vs. Cleveland, 1/14/90
	vs. N.Y. Giants, 1/25/87
3	Eight times (last: vs. Carolina, 2/7/16)

MOST FIELD GOALS MADE

5	vs. Pittsburgh, 1/17/16
4	vs. New England, 1/19/14
3	vs. Carolina, 2/7/16
	vs. Pittsburgh, 1/8/12 (OT)
	vs. N.Y. Jets, 1/17/99
	vs. Cleveland, 1/14/90
	at Cleveland, 1/11/87 (OT)

FUMBLES

MOST BRONCOS FUMBLES

4	vs. Seattle, 2/2/14
	at Kansas City, 1/4/98
	at Buffalo, 1/12/92
	vs. Dallas, 1/15/78
3	Five times (last: vs. Carolina, 2/7/16)

MOST BRONCOS FUMBLES LOST

4	vs. Dallas, 1/15/78
2	Seven times (last: vs. Seattle, 2/2/14)

MOST OPPONENT FUMBLES

6	vs. Dallas, 1/15/78
4	vs. Carolina, 2/7/16
	vs. N.Y. Jets, 1/17/99
	at Pittsburgh, 12/30/78
3	Six times (last: vs. New England, 1/14/06)

MOST OPPONENT FUMBLES RECOVERED

4	vs. N.Y. Jets, 1/17/99
3	vs. Carolina, 2/7/16
	vs. New England, 1/14/06
	vs. Cleveland, 1/17/88
2	Five times (last: vs. Green Bay, 1/25/98)

TURNOVERS

MOST TAKEAWAYS

6	vs. N.Y. Jets, 1/17/99 (2 INT / 4 FUM)
---	--

MOST GIVEAWAYS

8	vs. Dallas, 1/15/78 (4 INT / 4 FUM)
---	-------------------------------------

BEST TAKEAWAY RATIO

+6	vs. N.Y. Jets, 1/17/99 (6 Takeaways / 0 Giveaways)
----	--

WORST TAKEAWAY RATIO

-6	vs. Dallas, 1/15/78 (2 Takeaways / 8 Giveaways)
----	---

PENALTIES

MOST PENALTIES

10	vs. Baltimore, 1/12/13 (2 OT)
	at L.A. Raiders, 1/9/94
9	vs. Jacksonville, 12/27/97
8	Five times (Last: at Kansas City, 1/4/98)

MOST YARDS PENALIZED

104	at Pittsburgh, 12/30/78
97	at L.A. Raiders, 1/9/94
94	vs. Jacksonville, 12/27/97
87	vs. Baltimore, 1/12/13 (2 OT)
70	vs. Houston, 1/4/92
	at Houston, 12/23/79
65	vs. Green Bay, 1/25/98
64	at Kansas City, 1/4/98
	vs. Jacksonville, 1/4/97
61	vs. Atlanta, 1/31/99

FEWEST PENALTIES

0	vs. San Francisco, 1/28/90
1	vs. Cleveland, 1/14/90
	vs. Pittsburgh, 12/30/84
2	vs. Indianapolis, 1/11/15
	vs. Pittsburgh, 1/7/90
3	Two times (last: vs. New England, 1/4/87)

FEWEST YARDS PENALIZED

0	vs. San Francisco, 1/28/90
5	vs. Cleveland, 1/14/90
	vs. Pittsburgh, 12/30/84
8	vs. Indianapolis, 1/11/15
19	vs. Pittsburgh, 1/7/90
20	Four times (last: vs. Pittsburgh, 1/22/06)

TOTAL DEFENSE

FEWEST TOTAL PLAYS ALLOWED

49	vs. San Diego, 1/12/14
	vs. Jacksonville, 12/27/97
51	vs. Miami, 1/9/99
53	at L.A. Raiders, 1/9/94
	at Seattle, 12/24/83
54	at Indianapolis, 1/4/04
	vs. New England, 1/4/87
55	vs. Seattle, 2/2/14
	at Baltimore, 12/31/00
	vs. Houston, 1/4/92

FEWEST TOTAL YARDS ALLOWED

213	at Buffalo, 1/12/92 (104 rush/109 pass)
237	vs. Jacksonville, 12/27/97 (50/187)
240	at Baltimore, 12/31/00 (122/118)
252	vs. Miami, 1/9/99 (14/238)
256	vs. Cleveland, 1/14/90 (66/190)
259	vs. San Diego, 1/12/14 (65/194)
271	vs. New England, 1/4/87 (121/150)
282	at Houston, 12/23/79 (135/147)
298	vs. Oakland, 1/1/78 (94/204)
303	at Kansas City, 1/4/98 (77/226)

LOWEST AVERAGE YIELD PER PLAY

3.5	at Buffalo, 1/12/92 (63-213)
4.0	vs. Pittsburgh, 12/24/77 (76-304)
4.1	vs. Cleveland, 1/14/90 (62-256)
4.1	vs. Oakland, 1/1/78 (72-298)

SCORING DEFENSE

FEWEST POINTS ALLOWED

3	vs. Miami, 1/9/99
10	vs. Carolina, 2/7/16
	vs. N.Y. Jets, 1/17/99
	at Kansas City, 1/4/98
	at Buffalo, 1/12/92
	vs. Houston, 1/10/88
13	vs. New England, 1/14/06
	at Houston, 12/23/79
16	vs. Pittsburgh, 1/17/16
	vs. New England, 1/19/14
17	vs. San Diego, 1/12/14
	vs. Jacksonville, 12/27/97
	vs. New England, 1/4/87
	vs. Oakland, 1/1/78

POSTSEASON TEAM RECORDS — DEFENSE / MISCELLANEOUS

RUSHING DEFENSE

FEWEST RUSHES ALLOWED

13	vs. N.Y. Jets, 1/17/99
	vs. Miami, 1/9/99
14	vs. Jacksonville, 12/27/97
	vs. Cleveland, 1/14/90
16	vs. New England, 1/19/14
17	vs. New England, 1/24/16
18	vs. San Diego, 1/12/14
19	vs. Pittsburgh, 1/17/17
	vs. Houston, 1/4/92
20	vs. Green Bay, 1/25/98

FEWEST RUSHING YARDS ALLOWED

14	vs. N.Y. Jets, 1/17/99
	vs. Miami, 1/9/99
44	vs. New England, 1/24/16
50	vs. Jacksonville, 12/27/97
64	vs. New England, 1/19/14
65	vs. San Diego, 1/12/14
66	vs. Cleveland, 1/14/90
73	vs. Houston, 1/10/88
76	at Indianapolis, 1/9/05
77	at Kansas City, 1/4/98

LOWEST AVERAGE YIELD PER RUSH (MIN. 10 RUSHES)

1.1	vs. N.Y. Jets, 1/17/99 (13-14)
	vs. Miami, 1/9/99 (13-14)
2.6	vs. New England, 1/24/16 (17-44)
2.6	vs. Oakland, 1/1/78 (36-94)
2.7	vs. Pittsburgh, 1/22/06 (33-90)
2.8	vs. Houston, 1/10/88 (26-73)
3.0	at Buffalo, 1/12/92 (35-104)
3.0	at Cleveland, 1/11/87 (33-100) (OT)

PASSING DEFENSE

FEWEST PASS ATTEMPTS ALLOWED

13	at Seattle, 12/24/83
15	at Baltimore, 12/31/00
19	at L.A. Raiders, 1/9/94
22	at Houston, 12/23/79
24	vs. New England, 1/4/87
25	at Buffalo, 1/12/92
	vs. N.Y. Giants, 1/25/87
26	vs. Seattle, 2/2/14
27	vs. San Diego, 1/12/14
28	Two times (last: vs. Pittsburgh, 12/30/84)

FEWEST COMPLETIONS ALLOWED

9	at Baltimore, 12/31/00
10	at Houston, 12/23/79
12	at Seattle, 12/24/83
13	at L.A. Raiders, 1/9/94
	at Buffalo, 1/12/92
	vs. New England, 1/4/87
16	at Pittsburgh, 12/30/78
17	Two times (last: vs. Pittsburgh, 12/30/84)

LOWEST COMPLETION PCT. ALLOWED (MIN. 10 ATTEMPTS)

.432	vs. Cleveland, 1/14/90 (19-44)
.439	vs. Carolina, 2/7/16 (18-41)
.455	at Houston, 12/23/79 (10-22)
.482	vs. New England, 1/24/16 (27-56)
.486	vs. Oakland, 1/1/78 (17-35)
.500	at Pittsburgh, 1/11/98 (18-36)
.514	vs. Pittsburgh, 12/24/77 (19-37)
.520	at Buffalo, 1/12/92 (13-25)
.529	vs. Baltimore, 1/12/13 (2 OT) (18-34)
.542	vs. New England, 1/4/87 (13-24)

FEWEST YARDS PASSING ALLOWED (NET YARDS)

109	at Buffalo, 1/12/92
118	at Baltimore, 12/31/00
147	at Houston, 12/23/79
150	vs. New England, 1/4/87
177	vs. Pittsburgh, 12/24/77
179	at Seattle, 12/24/83
182	vs. Dallas, 1/15/78
187	vs. Jacksonville, 12/27/97
190	vs. Cleveland, 1/14/90
193	at Pittsburgh, 1/11/98

MOST OPPONENT PASSES INTERCEPTED

3	vs. Atlanta, 1/31/99
	at Pittsburgh, 1/11/98
	vs. Cleveland, 1/14/90
	vs. Pittsburgh, 12/24/77
2	Nine times (last: vs. New England, 1/24/16)

MOST YARDS ON INTERCEPTION RETURNS

136	vs. Atlanta, 1/31/99
105	vs. New England, 1/14/06
75	vs. Houston, 1/10/88
64	vs. Pittsburgh, 12/24/77
48	vs. N.Y. Jets, 1/17/99
	vs. Miami, 1/9/99

MOST SACKS

7	vs. Carolina, 2/7/16
6	vs. New England, 1/4/87
5	vs. Dallas, 1/15/78
4	vs. New England, 1/24/16
	vs. San Diego, 1/12/14
	at Kansas City, 1/4/98
	vs. Cleveland, 1/14/90

MOST YARDS ON SACKS

68	vs. Carolina, 2/7/16
44	vs. New England, 1/4/87
35	vs. Dallas, 1/15/78
34	at Kansas City, 1/4/98
28	vs. Pittsburgh, 1/17/16

PUNTING

MOST OPPONENT PUNTS

10	at Baltimore, 12/31/00
9	vs. New England, 1/4/87
8	vs. Baltimore, 1/12/13 (2 OT)
	at Buffalo, 1/12/92
	vs. Cleveland, 1/14/90
7	vs. Carolina, 2/7/16
	vs. N.Y. Jets, 1/17/99

LOWEST OPPONENT PUNTING AVERAGE (MIN. 4 PUNTS)

29.5	vs. Jacksonville, 12/27/97 (4-118)
35.5	vs. Green Bay, 1/25/98 (4-142)
36.0	vs. Oakland, 1/1/78 (5-180)
37.0	vs. Pittsburgh, 1/22/06 (4-148)
37.5	vs. Washington, 1/31/88 (4-150)

FIRST DOWNS

FEWEST OPPONENT FIRST DOWNS

12	at Buffalo, 1/12/92
	vs. New England, 1/4/87
13	vs. San Diego, 1/12/14
	at Baltimore, 12/31/00
14	vs. Miami, 1/9/99
	vs. Jacksonville, 12/27/97
	vs. Cleveland, 1/14/90
15	vs. New England, 1/14/06
16	vs. Pittsburgh, 1/17/16

FEWEST OPPONENT RUSHING FIRST DOWNS

1	vs. San Diego, 1/12/14
	vs. N.Y. Jets, 1/17/99
	vs. Miami, 1/9/99
3	vs. New England, 1/24/16
	vs. New England, 1/14/06
	vs. Jacksonville, 12/27/97
	vs. Cleveland, 1/14/90
4	vs. Carolina, 2/7/16
	vs. New England, 1/19/14
	vs. Baltimore, 1/12/13 (2 OT)
	vs. Green Bay, 1/25/98
	at Kansas City, 1/4/98
	at Cleveland, 1/11/87 (OT)

FEWEST OPPONENT PASSING FIRST DOWNS

5	at Buffalo, 1/12/92
---	---------------------

ALL-TIME 1,000-YARD RUSHING SEASONS

Player	Year	Att.	Yards	Avg.	TD
Floyd Little	1971	284	1,133	4.0	6
Otis Armstrong	1974	263	1,407	5.3	9
Otis Armstrong	1976	247	1,008	4.1	5
Sammy Winder	1984	296	1,153	3.9	4
Bobby Humphrey	1989	294	1,151	3.9	7
Bobby Humphrey	1990	288	1,202	4.2	7
Gaston Green	1991	261	1,037	4.0	4
Terrell Davis	1995	237	1,117	4.7	7
Terrell Davis	1996	345	1,538	4.5	13
Terrell Davis	1997	247	1,159	4.7	9
Terrell Davis	1998	292	2,008	5.1	21
Olandis Gary	1999	276	1,159	4.2	7
Mike Anderson	2000	297	1,487	5.0	15
Clinton Portis	2002	273	1,508	5.5	15
Clinton Portis	2003	290	1,591	5.5	14
Reuben Droughns	2004	275	1,240	4.5	6
Mike Anderson	2005	239	1,014	4.2	12
Tatum Bell	2006	233	1,025	4.4	2
Willis McGahee	2011	249	1,199	4.8	4
Knowshon Moreno	2013	241	1,038	4.3	10
C.J. Anderson	2017	245	1,007	4.1	3

TOTALS (21) — Terrell Davis 4, Mike Anderson 2, Otis Armstrong 2, Bobby Humphrey 2, Clinton Portis 2, C.J. Anderson 1, Tatum Bell 1, Reuben Droughns 1, Olandis Gary 1, Gaston Green 1, Floyd Little 1, Willis McGahee 1, Knowshon Moreno 1, Sammy Winder 1.

ALL-TIME 1,000-YARD RECEIVING SEASONS

Player	Year	Rec.	Yards	Avg.	TD
Lionel Taylor	1960	92	1,235	13.4	12
Lionel Taylor	1961	100	1,176	11.8	4
Lionel Taylor	1963	78	1,101	14.1	10
Lionel Taylor	1965	85	1,131	13.3	6
Steve Watson	1981	60	1,244	20.7	13
Steve Watson	1983	69	1,133	16.2	7
Steve Watson	1984	69	1,170	17.0	7
Vance Johnson	1989	76	1,095	14.4	7
Anthony Miller	1994	60	1,107	18.5	5
Shannon Sharpe	1994	87	1,010	11.6	4
Anthony Miller	1995	69	1,079	15.6	14
Shannon Sharpe	1996	80	1,062	13.3	10
Rod Smith	1997	70	1,180	16.9	12
Shannon Sharpe	1997	72	1,107	15.4	3
Rod Smith	1998	86	1,222	14.0	6
Ed McCaffrey	1998	84	1,053	16.5	10
Rod Smith	1999	79	1,020	12.9	4
Ed McCaffrey	1999	71	1,018	14.3	7
Rod Smith	2000	100	1,602	16.0	8
Ed McCaffrey	2000	101	1,177	11.7	13
Rod Smith	2001	113	1,343	11.9	11
Rod Smith	2002	89	1,027	11.5	5
Rod Smith	2004	79	1,144	14.5	7
Ashley Lelie	2004	54	1,084	20.1	7
Rod Smith	2005	85	1,105	13.0	16
Javon Walker	2006	69	1,084	15.7	8
Brandon Marshall	2007	102	1,325	13.0	7
Brandon Marshall	2008	104	1,265	12.2	6
Brandon Marshall	2009	110	1,111	10.1	10
Brandon Lloyd	2010	77	1,448	18.8	11
Demaryius Thomas	2012	94	1,434	15.3	10
Eric Decker	2012	85	1,064	12.5	13
Demaryius Thomas	2013	92	1,430	15.5	14
Eric Decker	2013	82	1,288	15.7	11
Demaryius Thomas	2014	111	1,619	14.6	11
Emmanuel Sanders	2014	101	1,404	13.9	9
Demaryius Thomas	2015	105	1,304	12.4	6
Emmanuel Sanders	2015	76	1,135	14.9	9
Demaryius Thomas	2016	88	1,083	12.0	5
Emmanuel Sanders	2016	79	1,032	13.1	5

TOTALS (40) — Rod Smith 8, Demaryius Thomas 5, Lionel Taylor 4, Brandon Marshall 3, Ed McCaffrey 3, Shannon Sharpe 3, Steve Watson 3, Emmanuel Sanders 3, Eric Decker 2, Anthony Miller 2, Vance Johnson 1, Ashley Lelie 1, Brandon Lloyd 1, Javon Walker 1.

ALL-TIME 3,000-YARD PASSING SEASONS

Player	Year	Att.	Cmp.	Pct.	Yards	TD	INT	Rtg.
Frank Tripucka	1960	478	248	51.9	3,038	24	34	58.9
Craig Morton	1981	376	225	59.8	3,195	21	14	90.5
John Elway	1985	505	272	53.9	3,891	22	23	70.2
John Elway	1986	504	280	55.6	3,485	19	13	79.0
John Elway	1987	410	224	54.6	3,198	19	12	83.4
John Elway	1988	496	274	55.2	3,309	17	19	71.4
John Elway	1989	416	223	53.6	3,051	18	18	73.7
John Elway	1990	502	294	58.6	3,526	15	14	78.5
John Elway	1991	451	242	53.7	3,253	13	12	75.4
John Elway	1993	551	348	63.2	4,030	25	10	92.8
John Elway	1994	494	307	62.1	3,490	16	10	85.7
John Elway	1995	542	316	58.3	3,970	26	14	86.4
John Elway	1996	466	287	61.6	3,328	26	14	89.2
John Elway	1997	502	280	55.8	3,635	27	11	87.5
Brian Griese	1999	452	261	57.7	3,032	14	14	75.6
Brian Griese	2002	436	291	66.7	3,214	15	15	85.6
Jake Plummer	2004	521	303	58.2	4,089	27	20	84.5
Jake Plummer	2005	456	277	60.7	3,366	18	7	90.2
Jay Cutler	2007	467	297	63.6	3,497	20	14	88.1
Jay Cutler	2008	616	384	62.3	4,526	25	18	86.0
Kyle Orton	2009	541	336	62.1	3,802	21	12	86.8
Kyle Orton	2010	498	293	58.8	3,653	20	9	87.5
Peyton Manning	2012	583	400	68.6	4,659	37	11	105.9
Peyton Manning	2013	659	450	68.3	5,477	55	10	115.1
Peyton Manning	2014	597	395	66.2	4,727	39	15	101.5
Trevor Siemian	2016	486	289	59.5	3,401	18	10	84.6

TOTALS (26) — John Elway 12, Peyton Manning 3, Jay Cutler 2, Brian Griese 2, Jake Plummer 2, Kyle Orton 2, Craig Morton 1, Trevor Siemian 1, Frank Tripucka 1.

OUTSTANDING PERFORMANCES

A Complete List of Denver's 100-Yard Rushing, 100-Yard Receiving and 300-Yard Passing Performances along with 100-Yard Rushing Halves and 100-Yard Rushing Quarters

100-Yard Rushing Games — 205 Total (196 regular season / 9 postseason)

Player	Performance	Date, Opponent
Don Stone	17-104, 1 TD	Oct. 6, 1963, vs. San Diego
Billy Joe	20-105, 0 TD	Nov. 17, 1963, vs. N.Y. Jets
Billy Joe	16-108, 1 TD	Nov. 15, 1964, vs. N.Y. Jets
Cookie Gilchrist	32-142, 0 TD	Sept. 24, 1965, at Boston
Cookie Gilchrist	16-119, 0 TD	Nov. 14, 1965, at Houston
Floyd Little	25-126, 1 TD	Oct. 27, 1968, vs. Miami
Floyd Little	30-147, 1 TD	Nov. 3, 1968, at Boston
Floyd Little	21-105, 1 TD	Sept. 14, 1969, vs. Boston
Floyd Little	15-104, 1 TD	Sept. 21, 1969, vs. N.Y. Jets
Floyd Little	29-166, 1 TD	Oct. 19, 1969, at Cincinnati
Floyd Little	16-140, 1 TD	Oct. 25, 1970, at San Francisco
Bobby Anderson	25-106, 1 TD	Oct. 17, 1971, vs. San Diego
Floyd Little	25-113, 1 TD	Oct. 24, 1971, at Cleveland
Floyd Little	24-123, 1 TD	Oct. 31, 1971, at Philadelphia
Floyd Little	22-101, 0 TD	Nov. 14, 1971, vs. Cincinnati
Floyd Little	29-125, 0 TD	Dec. 5, 1971, vs. Chicago
Floyd Little	22-101, 0 TD	Sept. 17, 1972, vs. Houston
Floyd Little	18-100, 2 TD	Oct. 15, 1972, vs. Minnesota
Floyd Little	14-124, 1 TD	Nov. 5, 1972, at N.Y. Giants
Floyd Little	19-123, 1 TD	Oct. 14, 1973, at Houston
Joe Dawkins	30-117, 0 TD	Oct. 28, 1973, at N.Y. Jets
Floyd Little	22-109, 2 TD	Nov. 11, 1973, vs. San Diego
Otis Armstrong	19-131, 0 TD	Sept. 22, 1974, vs. Pittsburgh
Otis Armstrong	17-142, 1 TD	Oct. 27, 1974, at Cleveland
Otis Armstrong	19-110, 1 TD	Nov. 10, 1974, at Baltimore
Otis Armstrong	29-146, 0 TD	Nov. 24, 1974, at Oakland
Jon Keyworth	15-148, 1 TD	Nov. 24, 1974, at Oakland
Otis Armstrong	24-144, 1 TD	Nov. 28, 1974, at Detroit
Otis Armstrong	31-183, 3 TD	Dec. 8, 1974, vs. Houston
Otis Armstrong	18-142, 0 TD	Dec. 15, 1974, at San Diego
Jon Keyworth	20-132, 0 TD	Nov. 30, 1975, vs. San Diego
Otis Armstrong	16-101, 1 TD	Oct. 24, 1976, at Kansas City
Otis Armstrong	18-116, 0 TD	Nov. 7, 1976, vs. Tampa Bay
Otis Armstrong	26-116, 1 TD	Dec. 12, 1976, at Chicago
Norris Weese	12-120, 0 TD	Dec. 12, 1976, at Chicago
Otis Armstrong	21-120, 0 TD	Nov. 20, 1977, at Kansas City
Rob Lytle	16-110, 1 TD	Nov. 19, 1978, vs. Green Bay
Rob Lytle	18-102, 1 TD	Nov. 25, 1979, vs. Oakland
Otis Armstrong	22-107, 1 TD	Oct. 13, 1980, vs. Washington
Otis Armstrong	25-106, 1 TD	Oct. 26, 1980, at N.Y. Giants
Sammy Winder	20-119, 0 TD	Sept. 25, 1983, vs. L.A. Raiders
Sammy Winder	29-165, 0 TD	Oct. 9, 1983, at Houston
Sammy Winder	31-139, 1 TD	Sept. 23, 1984, vs. Kansas City
Sammy Winder	34-126, 0 TD	Oct. 28, 1984, at L.A. Raiders
Sammy Winder	20-103, 2 TD	Sept. 29, 1985, vs. Miami
Sammy Winder	20-104, 2 TD	Sept. 21, 1986, at Philadelphia
Sammy Winder	19-102, 0 TD	Jan. 4, 1987, vs. New England*
Joe Dudek	23-128, 2 TD	Oct. 12, 1987, vs. L.A. Raiders
Tony Dorsett	23-113, 1 TD	Sept. 11, 1988, vs. San Diego
Tony Dorsett	32-119, 2 TD	Sept. 26, 1988, vs. L.A. Raiders
Sammy Winder	17-100, 0 TD	Oct. 9, 1988, at San Francisco
Bobby Humphrey	23-102, 1 TD	Oct. 8, 1989, vs. San Diego
Bobby Humphrey	25-105, 2 TD	Nov. 5, 1989, vs. Pittsburgh
Bobby Humphrey	31-110, 0 TD	Nov. 20, 1989, at Washington
Bobby Humphrey	31-125, 0 TD	Dec. 3, 1989, at L.A. Raiders
Bobby Humphrey	23-128, 0 TD	Dec. 16, 1989, at Phoenix
Bobby Humphrey	19-132, 2 TD	Sept. 17, 1990, vs. Kansas City
Bobby Humphrey	25-129, 0 TD	Sept. 23, 1990, vs. Seattle
Bobby Humphrey	34-177, 1 TD	Sept. 30, 1990, at Buffalo
Bobby Humphrey	20-106, 1 TD	Oct. 8, 1990, vs. Cleveland
Gaston Green	24-116, 0 TD	Sept. 1, 1991, vs. Cincinnati
Gaston Green	24-127, 3 TD	Sept. 22, 1991, vs. San Diego
Gaston Green	26-158, 0 TD	Sept. 29, 1991, at Minnesota
Greg Lewis	19-111, 1 TD	Nov. 3, 1991, vs. Pittsburgh
Gaston Green	18-103, 0 TD	Nov. 10, 1991, vs. L.A. Raiders
Gaston Green	24-133, 1 TD	Nov. 17, 1991, at Kansas City
Rod Bernstine	23-101, 0 TD	Oct. 18, 1993, vs. L.A. Raiders
Rod Bernstine	21-103, 0 TD	Dec. 18, 1993, at Chicago
Leonard Russell	24-103, 0 TD	Oct. 9, 1994, at Seattle
Leonard Russell	19-109, 1 TD	Nov. 13, 1994, vs. Seattle

OUTSTANDING PERFORMANCES, CONT.

100-Yard Rushing Games, cont.

Player	Performance	Date, Opponent
Terrell Davis	22-135, 1 TD	Nov. 5, 1995, vs. Arizona
Terrell Davis	30-176, 1 TD	Nov. 19, 1995, vs. San Diego
Terrell Davis	19-110, 1 TD	Nov. 26, 1995, at Houston
Glyn Milburn	18-131, 0 TD	Dec. 10, 1995, vs. Seattle
Aaron Craver	20-108, 1 TD	Dec. 24, 1995, at Oakland
Terrell Davis	28-111, 0 TD	Sept. 8, 1996, at Seattle
Terrell Davis	22-137, 1 TD	Sept. 15, 1996, vs. Tampa Bay
Terrell Davis	19-141, 2 TD	Sept. 22, 1996, at Kansas City
Terrell Davis	24-112, 0 TD	Sept. 29, 1996, at Cincinnati
Terrell Davis	28-194, 2 TD	Oct. 20, 1996, vs. Baltimore
Terrell Davis	32-154, 2 TD	Nov. 17, 1996, at New England
Terrell Davis	26-106, 1 TD	Dec. 1, 1996, at Seattle
Terrell Davis	26-101, 1 TD	Aug. 31, 1997, vs. Kansas City
Terrell Davis	21-107, 1 TD	Sept. 7, 1997, at Seattle
Terrell Davis	21-103, 0 TD	Sept. 14, 1997, vs. St. Louis
Terrell Davis	27-215, 1 TD	Sept. 21, 1997, vs. Cincinnati
Terrell Davis	32-171, 2 TD	Oct. 6, 1997, vs. New England
Terrell Davis	42-207, 1 TD	Oct. 26, 1997, at Buffalo
Terrell Davis	21-101, 0 TD	Nov. 2, 1997, vs. Seattle
Terrell Davis	21-104, 0 TD	Nov. 9, 1997, vs. Carolina
Terrell Davis	34-127, 0 TD	Nov. 16, 1997, at Kansas City
Terrell Davis	26-178, 1 TD	Nov. 30, 1997, at San Diego
Terrell Davis	31-184, 2 TD	Dec. 27, 1997, vs. Jacksonville*
Derek Loville	11-103, 2 TD	Dec. 27, 1997, vs. Jacksonville*
Terrell Davis	25-101, 2 TD	Jan. 4, 1998, at Kansas City*
Terrell Davis	26-139, 1 TD	Jan. 11, 1998, at Pittsburgh*
Terrell Davis	30-157, 3 TD	Jan. 25, 1998, vs. Green Bay†
Terrell Davis	23-191, 3 TD	Sept. 13, 1998, vs. Dallas
Terrell Davis	28-104, 0 TD	Sept. 20, 1998, at Oakland
Terrell Davis	21-119, 1 TD	Sept. 27, 1998, at Washington
Terrell Davis	20-168, 2 TD	Oct. 4, 1998, vs. Philadelphia
Terrell Davis	30-208, 1 TD	Oct. 11, 1998, at Seattle
Terrell Davis	31-136, 3 TD	Oct. 25, 1998, vs. Jacksonville
Terrell Davis	27-149, 2 TD	Nov. 1, 1998, at Cincinnati
Terrell Davis	18-111, 1 TD	Nov. 16, 1998, at Kansas City
Terrell Davis	31-162, 1 TD	Nov. 22, 1998, vs. Oakland
Terrell Davis	28-147, 1 TD	Dec. 13, 1998, at N.Y. Giants
Terrell Davis	29-178, 0 TD	Dec. 27, 1998, vs. Seattle
Terrell Davis	21-199, 2 TD	Jan. 9, 1999, vs. Miami*
Terrell Davis	32-167, 1 TD	Jan. 17, 1999, vs. N.Y. Jets*
Terrell Davis	25-102, 0 TD	Jan. 31, 1999, vs. Atlanta ³
Olandis Gary	37-124, 1 TD	Oct. 17, 1999, vs. Green Bay
Olandis Gary	30-108, 2 TD	Nov. 7, 1999, at San Diego
Olandis Gary	22-183, 0 TD	Dec. 19, 1999, vs. Seattle
Olandis Gary	29-185, 1 TD	Dec. 25, 1999, at Detroit
Mike Anderson	31-131, 2 TD	Sept. 10, 2000, vs. Atlanta
Mike Anderson	32-187, 0 TD	Sept. 17, 2000, at Oakland
Mike Anderson	20-103, 1 TD	Oct. 15, 2000, vs. Cleveland
Terrell Davis	33-115, 1 TD	Nov. 5, 2000, at N.Y. Jets
Mike Anderson	30-195, 2 TD	Nov. 26, 2000, at Seattle
Mike Anderson	37-251, 4 TD	Dec. 3, 2000, at New Orleans
Mike Anderson	29-131, 2 TD	Dec. 10, 2000, vs. Seattle
Terrell Davis	21-101, 0 TD	Sept. 10, 2001, vs. N.Y. Giants
Mike Anderson	22-155, 1 TD	Oct. 7, 2001, vs. Kansas City
Mike Anderson	33-118, 1 TD	Nov. 22, 2001, at Dallas
Terrell Davis	19-109, 0 TD	Dec. 9, 2001, vs. Seattle
Clinton Portis	18-103, 1 TD	Sept. 22, 2002, vs. Buffalo
Clinton Portis	20-102, 0 TD	Oct. 6, 2002, vs. San Diego
Clinton Portis	26-111, 2 TD	Oct. 27, 2002, at New England
Clinton Portis	23-136, 0 TD	Nov. 17, 2002, at Seattle
Clinton Portis	23-159, 2 TD	Dec. 1, 2002, at San Diego
Clinton Portis	24-103, 0 TD	Dec. 8, 2002, at N.Y. Jets
Clinton Portis	21-130, 3 TD	Dec. 15, 2002, vs. Kansas City
Clinton Portis	24-228, 2 TD	Dec. 29, 2002, vs. Arizona
Clinton Portis	24-120, 2 TD	Sept. 7, 2003, at Cincinnati
Clinton Portis	12-129, 0 TD	Sept. 14, 2003, at San Diego
Clinton Portis	23-141, 1 TD	Oct. 5, 2003, at Kansas City
Clinton Portis	25-117, 1 TD	Oct. 19, 2003, at Minnesota
Clinton Portis	26-111, 1 TD	Nov. 3, 2003, vs. New England
Clinton Portis	25-106, 0 TD	Nov. 16, 2003, vs. San Diego
Clinton Portis	14-165, 0 TD	Nov. 23, 2003, vs. Chicago
Clinton Portis	34-170, 2 TD	Nov. 30, 2003, at Oakland
Clinton Portis	22-218, 5 TD	Dec. 7, 2003, vs. Kansas City
Clinton Portis	38-139, 2 TD	Dec. 14, 2003, vs. Cleveland
Quentin Griffin	28-136, 0 TD	Dec. 21, 2003, at Indianapolis
Quentin Griffin	23-156, 2 TD	Sept. 12, 2004, vs. Kansas City

OUTSTANDING PERFORMANCES, CONT.

100-Yard Rushing Games, cont.

Player	Performance	Date	Opponent
Reuben Droughns	30-193, 0 TD	Oct. 10, 2004	vs. Carolina
Reuben Droughns	38-176, 1 TD	Oct. 17, 2004	at Oakland
Reuben Droughns	24-110, 0 TD	Oct. 25, 2004	at Cincinnati
Reuben Droughns	29-120, 0 TD	Nov. 7, 2004	vs. Houston
Reuben Droughns	28-166, 1 TD	Nov. 21, 2004	at New Orleans
Reuben Droughns	28-102, 1 TD	Nov. 28, 2004	vs. Oakland
Tatum Bell	17-123, 0 TD	Dec. 12, 2004	vs. Miami
Mike Anderson	23-115, 0 TD	Oct. 2, 2005	at Jacksonville
Tatum Bell	12-127, 2 TD	Oct. 9, 2005	vs. Washington
Tatum Bell	13-114, 1 TD	Oct. 16, 2005	vs. New England
Mike Anderson	24-120, 1 TD	Oct. 23, 2005	at N.Y. Giants
Mike Anderson	21-126, 1 TD	Oct. 30, 2005	vs. Philadelphia
Tatum Bell	14-107, 2 TD	Oct. 30, 2005	vs. Philadelphia
Mike Anderson	26-113, 3 TD	Nov. 20, 2005	vs. N.Y. Jets
Tatum Bell	15-103, 0 TD	Sept. 10, 2006	at St. Louis
Tatum Bell	27-123, 0 TD	Sept. 24, 2006	at New England
Tatum Bell	24-115, 1 TD	Oct. 22, 2006	at Cleveland
Mike Bell	15-136, 2 TD	Oct. 29, 2006	vs. Indianapolis
Tatum Bell	23-133, 0 TD	Dec. 3, 2006	vs. Seattle
Tatum Bell	17-116, 0 TD	Dec. 10, 2006	at San Diego
Travis Henry	23-139, 0 TD	Sept. 9, 2007	at Buffalo
Travis Henry	26-128, 0 TD	Sept. 16, 2007	vs. Oakland
Travis Henry	26-131, 0 TD	Sept. 30, 2007	at Indianapolis
Selvin Young	20-109, 1 TD	Nov. 11, 2007	at Kansas City
Selvin Young	17-156, 0 TD	Dec. 9, 2007	vs. Kansas City
Michael Pittman	20-109, 0 TD	Oct. 12, 2008	vs. Jacksonville
Peyton Hillis	22-129, 1 TD	Nov. 30, 2008	at N.Y. Jets
Correll Buckhalter	14-108, 0 TD	Sept. 27, 2009	at Oakland
Correll Buckhalter	12-113, 0 TD	Dec. 6, 2009	at Kansas City
Knowshon Moreno	22-106, 0 TD	Nov. 14, 2010	vs. Kansas City
Knowshon Moreno	23-161, 0 TD	Dec. 5, 2010	at Kansas City
Willis McGahee	28-101, 1 TD	Sept. 18, 2011	vs. Cincinnati
Willis McGahee	15-103, 0 TD	Oct. 2, 2011	at Green Bay
Willis McGahee	16-125, 0 TD	Oct. 9, 2011	vs. San Diego
Willis McGahee	20-163, 2 TD	Nov. 6, 2011	at Oakland
Tim Tebow	13-118, 0 TD	Nov. 6, 2011	at Oakland
Willis McGahee	23-117, 0 TD	Nov. 27, 2011	at San Diego
Willis McGahee	20-111, 1 TD	Dec. 4, 2011	at Minnesota
Willis McGahee	28-145, 2 TD	Jan. 1, 2012	vs. Kansas City
Willis McGahee	22-113, 2 TD	Sept. 17, 2012	at Atlanta
Willis McGahee	19-113, 2 TD	Sept. 30, 2012	vs. Oakland
Willis McGahee	23-122, 1 TD	Oct. 28, 2012	vs. New Orleans
Knowshon Moreno	32-119, 1 TD	Oct. 6, 2012	at Oakland
Knowshon Moreno	21-115, 1 TD	Dec. 16, 2012	at Baltimore
Knowshon Moreno	37-224, 1 TD	Nov. 24, 2013	at New England
Montee Ball	13-117, 0 TD	Dec. 1, 2013	at Kansas City
Ronnie Hillman	24-100, 0 TD	Oct. 12, 2014	at N.Y. Jets
Ronnie Hillman	20-109, 0 TD	Oct. 23, 2014	at San Diego
C.J. Anderson	27-167, 1 TD	Nov. 23, 2014	vs. Miami
C.J. Anderson	32-168, 0 TD	Nov. 30, 2014	at Kansas City
Ronnie Hillman	11-103, 1 TD	Oct. 4, 2015	vs. Minnesota
Ronnie Hillman	20-111, 0 TD	Oct. 18, 2015	at Cleveland
C.J. Anderson	15-113, 2 TD	Nov. 1, 2015	vs. Green Bay
Ronnie Hillman	21-102, 0 TD	Nov. 22, 2015	vs. Chicago
C.J. Anderson	15-113, 2 TD	Nov. 29, 2015	vs. New England
Ronnie Hillman	15-117, 1 TD	Jan. 3, 2016	vs. San Diego
C.J. Anderson	16-107, 1 TD	Oct. 24, 2016	vs. Houston
C.J. Anderson	25-118, 1 TD	Sept. 17, 2017	vs. Dallas
C.J. Anderson	30-158, 0 TD	Dec. 14, 2017	at Indianapolis

(* Denotes postseason game; † Denotes Super Bowl XXXII; ‡ Denotes Super Bowl XXXIII)

TOTALS — Terrell Davis 41 (includes seven postseason games), Clinton Portis 18, Floyd Little 15, Otis Armstrong 13, Mike Anderson 12, Willis McGahee 10, Tatum Bell 9, Bobby Humphrey 9, Sammy Winder 8 (includes one postseason game), C.J. Anderson 7, Ronnie Hillman 6, Reuben Droughns 6, Gaston Green 5, Knowshon Moreno 5, Olandis Gary 4, Travis Henry 3, Rod Bernstein 2, Correll Buckhalter 2, Tony Dorsett 2, Cookie Gilchrist 2, Quentin Griffin 2, Billy Joe 2, Jon Keyworth 2, Rob Lytle 2, Leonard Russell 2, Selvin Young 2, Bobby Anderson 1, Montee Ball 1, Mike Bell 1, Aaron Craver 1, Joe Dawkins 1, Joe Dudek 1, Peyton Hillis 1, Greg Lewis 1, Derek Loville 1 (postseason), Glyn Milburn 1, Michael Pittman 1, Donnie Stone 1, Tim Tebow 1, Norris Weese 1.

Most 100-yard games, season

- 11—Terrell Davis, 1998
- 10—Clinton Portis, 2003
- 10—Terrell Davis, 1997
- 8—Clinton Portis, 2002
- 7—Willis McGahee, 2011
- 7—Terrell Davis, 1996
- 7—Otis Armstrong, 1974
- 6—Reuben Droughns, 2004
- 6—Mike Anderson, 2000
- 5—Tatum Bell, 2006
- 5—Gaston Green, 1991
- 5—Bobby Humphrey, 1989

Most Consecutive 100-yard games

- 7—Terrell Davis, 1998
- 6—Clinton Portis, 2003
- 4—Terrell Davis, 1997 (3x; incl. 1 in postseason)
- 4—Terrell Davis, 1996
- 4—Bobby Humphrey, 1990
- 4—Otis Armstrong, 1974

Most 100-yard games by a rookie

- 8—Clinton Portis, 2002
- 6—Mike Anderson, 2000
- 5—Bobby Humphrey, 1989
- 4—Olandis Gary, 1999
- 3—Terrell Davis, 1995

OUTSTANDING PERFORMANCES, CONT.

100-Yard Rushing Halves — 43 Total (40 regular season / 3 postseason)

Rank	Player	Date	Opponent	Half	Carries	Half total	Game total
No. 1	Clinton Portis	Dec. 7, 2003	vs. Kansas City	2nd	10	188	218
No. 2	Olandis Gary	Dec. 25, 1999	at Detroit	2nd	21	174	185
No. 3	Terrell Davis	Oct. 4, 1998	vs. Philadelphia	1st	20	168	168
No. 4	Terrell Davis	Sept. 13, 1998	vs. Dallas	1st	12	154	191
No. 5	Mike Anderson	Nov. 26, 2000	at Seattle	2nd	18	153	195
No. 6	Mike Anderson	Dec. 3, 2000	at New Orleans	1st	17	146	251
No. 7	Willis McGahee	Nov. 6, 2011	at Oakland	2nd	12	145	163
No. 8	Selvin Young	Dec. 9, 2007	vs. Kansas City	1st	11	143	156
No. 9	Mike Bell	Oct. 29, 2006	vs. Indianapolis	2nd	14	135	136
	Terrell Davis	Oct. 11, 1998	at Seattle	2nd	15	135	208
No. 11	Terrell Davis	Sept. 21, 1997	vs. Cincinnati	2nd	12	130	215
	Terrell Davis	Sept. 22, 1996	at Kansas City	1st	14	130	141
No. 13	Clinton Portis	Sept. 14, 2003	at San Diego	1st	12	129	129
	Terrell Davis	Jan. 9, 1999	vs. Miami*	1st	16	129	199
No. 15	Terrell Davis	Oct. 26, 1997	at Buffalo	1st	21	124	207
No. 16	Clinton Portis	Dec. 29, 2002	vs. Arizona	1st	8	120	228
No. 17	Terrell Davis	Oct. 20, 1996	vs. Baltimore	1st	9	118	194
No. 18	Knowshon Moreno	Nov. 24, 2013	at New England	2nd	19	117	224
	Floyd Little	Oct. 25, 1970	at San Francisco	1st	9	117	140
No. 20	Gaston Green	Sept. 22, 1991	vs. San Diego	2nd	15	115	127
No. 21	C.J. Anderson	Nov. 23, 2014	vs. Miami	2nd	17	114	167
	Terrell Davis	Oct. 6, 1997	vs. New England	2nd	18	114	171
No. 23	Otis Armstrong	Dec. 8, 1974	vs. Houston	1st	16	113	183
No. 24	Tatum Bell	Dec. 3, 2006	vs. Seattle	1st	15	112	133
No. 25	Quentin Griffin	Sept. 12, 2004	vs. Kansas City	2nd	15	111	156
No. 26	Clinton Portis	Oct. 5, 2003	at Kansas City	2nd	15	110	141
	Terrell Davis	Nov. 22, 1998	vs. Oakland	1st	19	110	162
	Otis Armstrong	Sept. 22, 1974	vs. Pittsburgh	2nd	14	110	131
No. 29	Mike Anderson	Sept. 17, 2000	at Oakland	2nd	16	109	187
No. 30	Clinton Portis	Dec. 29, 2002	vs. Arizona	2nd	16	108	228
	Terrell Davis	Nov. 16, 1997	at Kansas City	1st	19	108	127
No. 32	Knowshon Moreno	Nov. 24, 2013	at New England	1st	18	107	224
	Jon Keyworth	Nov. 30, 1975	vs. San Diego	1st	15	107	132
No. 34	Travis Henry	Sept. 30, 2007	at Indianapolis	1st	20	106	131
	Reuben Droughns	Nov. 21, 2004	at New Orleans	1st	10	106	166
	Mike Anderson	Oct. 7, 2001	vs. Kansas City	1st	9	106	155
	Joe Dawkins	Oct. 28, 1973	at N.Y. Jets	1st	8	106	117
No. 38	Mike Anderson	Dec. 3, 2000	at New Orleans	2nd	20	105	251
No. 39	Montee Ball	Dec. 2, 2013	at Kansas City	2nd	9	104	117
No. 40	Reuben Droughns	Oct. 17, 2004	at Oakland	1st	18	103	176
No. 41	Terrell Davis	Dec. 27, 1997	vs. Jacksonville*	2nd	10	101	184
No. 42	Derek Loville	Dec. 27, 1997	vs. Jacksonville*	2nd	10	100	103
	Bobby Humphrey	Sept. 30, 1990	at Buffalo	1st	20	100	177

(*Denotes postseason game)

100-Yard Rushing Quarters — 10 Total (9 regular season / 1 postseason)

Rank	Player	Date	Opponent	Quarter	Carries	Qtr. total	Game total
No. 1	Terrell Davis	Sept. 13, 1998	vs. Dallas	1st	6	138	191
No. 2	Olandis Gary	Dec. 25, 1999	at Detroit	3rd	11	134	185
No. 3	Terrell Davis	Oct. 11, 1998	at Seattle	4th	11	122	208
No. 4	Terrell Davis	Oct. 4, 1998	vs. Philadelphia	1st	10	120	168
No. 5	Mike Anderson	Nov. 26, 2000	at Seattle	4th	10	115	195
No. 6	Terrell Davis	Sept. 22, 1996	at Kansas City	2nd	8	112	141
No. 7	Clinton Portis	Sept. 14, 2003	at San Diego	1st	7	110	129
No. 8	Terrell Davis	Sept. 21, 1997	vs. Cincinnati	4th	6	106	215
No. 9	Mike Anderson	Dec. 3, 2000	at New Orleans	2nd	10	105	251
No. 10	Terrell Davis	Dec. 27, 1997	vs. Jacksonville*	3rd	10	101	184

(*Denotes postseason game)

100-Yard Receiving Games — 314 Total (299 regular season / 13 postseason)

Player	Performance	Date	Opponent
Al Carmichael	6-130, 1 TD	Sept. 9, 1960	at Boston
Lionel Taylor	6-125, 1 TD	Sept. 23, 1960	at N.Y. Titans
Lionel Taylor	7-101, 2 TD	Oct. 2, 1960	vs. Oakland
Al Carmichael	5-109, 2 TD	Oct. 23, 1960	vs. Boston
Lionel Taylor	10-106, 1 TD	Oct. 23, 1960	vs. Boston
Lionel Taylor	10-140, 1 TD	Nov. 6, 1960	vs. Houston
Al Carmichael	7-117, 2 TD	Nov. 6, 1960	vs. Houston
Lionel Taylor	10-138, 0 TD	Nov. 20, 1960	at Houston
Lionel Taylor	8-199, 3 TD	Nov. 27, 1960	vs. Buffalo
Lionel Taylor	6-125, 1 TD	Dec. 10, 1960	at Los Angeles
Lionel Taylor	7-132, 2 TD	Sept. 10, 1961	at Buffalo
Lionel Taylor	11-126, 0 TD	Sept. 24, 1961	at N.Y. Titans
Lionel Taylor	9-118, 0 TD	Oct. 1, 1961	at Oakland
Lionel Taylor	7-120, 1 TD	Oct. 8, 1961	vs. Dallas
Al Frazier	7-166, 1 TD	Oct. 15, 1961	vs. Oakland
Al Frazier	6-125, 1 TD	Oct. 22, 1961	vs. N.Y. Titans
Al Frazier	6-125, 1 TD	Nov. 12, 1961	vs. San Diego
Lionel Taylor	10-119, 0 TD	Nov. 12, 1961	vs. San Diego
Donnie Stone	9-137, 1 TD	Dec. 3, 1961	vs. Boston
Lionel Taylor	9-133, 0 TD	Sept. 15, 1962	at Buffalo
Al Frazier	4-125, 1 TD	Sept. 15, 1962	at Buffalo
Lionel Taylor	12-119, 0 TD	Sept. 21, 1962	at Boston
Jerry Tarl	4-152, 2 TD	Sept. 21, 1962	at Boston

OUTSTANDING PERFORMANCES, CONT.

100-Yard Receiving Games, cont.

Player	Performance	Date	Opponent
Lionel Taylor	7-110	Dec. 9, 1962	at Dallas
Lionel Taylor	7-169	Sept. 29, 1963	vs. Boston
Lionel Taylor	7-142	Oct. 6, 1963	vs. San Diego
Bob Scarpitto	4-134	Oct. 13, 1963	vs. Houston
Lionel Taylor	10-106	Dec. 15, 1963	at Oakland
Gene Prebola	6-111	Dec. 15, 1973	at Oakland
Lionel Taylor	8-149	Sept. 27, 1964	vs. Houston
Hewritt Dixon	4-109	Oct. 25, 1964	at Oakland
Hewritt Dixon	5-121	Nov. 1, 1964	at Kansas City
Al Denison	3-113	Nov. 7, 1964	at Kansas City
Lionel Taylor	13-117	Nov. 29, 1964	vs. Oakland
Bob Scarpitto	1-107	Oct. 20, 1964	at Houston
Lionel Taylor	5-108	Sept. 11, 1965	at San Diego
Lionel Taylor	9-172	Sept. 19, 1965	vs. Buffalo
Lionel Taylor	7-114	Nov. 7, 1965	vs. San Diego
Lionel Taylor	11-141	Nov. 21, 1965	vs. Oakland
Lionel Taylor	8-164	Dec. 5, 1965	at Oakland
Wendell Hayes	2-128	Dec. 2, 1965	at Oakland
Al Denison	5-151	Oct. 2, 1966	vs. Houston
Charlie Mitchell	4-26	Dec. 4, 1966	vs. Miami
Bob Scarpitto	5-123	Dec. 18, 1966	at Buffalo
Al Denison	4-31	Sept. 3, 1967	vs. Boston
Al Denison	7-134	Sept. 24, 1967	vs. N.Y. Jets
Eric Crabtree	6-123	Oct. 25, 1967	vs. San Diego
Al Denison	6-123	Oct. 25, 1967	at Kansas City
Al Denison	7-102	Nov. 19, 1967	at Buffalo
Eric Crabtree	8-107	Nov. 23, 1967	at San Diego
Eric Crabtree	6-129	Dec. 17, 1967	vs. Kansas City
Al Denison	8-115	Sept. 15, 1968	at Cincinnati
Eric Crabtree	7-113	Sept. 22, 1968	at Kansas City
Eric Crabtree	8-148	Oct. 13, 1968	at N.Y. Jets
Jimmy Jones	8-142	Oct. 10, 1968	at San Diego
Floyd Little	4-165	Nov. 24, 1968	vs. Buffalo
Al Denison	6-31	Dec. 8, 1968	at Oakland
Mike Haffner	4-122	Dec. 14, 1968	vs. Kansas City
Al Denison	6-38	Sept. 28, 1969	at Buffalo
Mike Haffner	6-102	Oct. 26, 1969	at Houston
Al Denison	8-140	Nov. 23, 1969	at San Diego
John Embree	6-109	Nov. 23, 1969	at San Diego
Jerry Simmons	6-53	Nov. 21, 1971	at Kansas City
Rod Sherman	4-110	Sept. 17, 1972	vs. Houston
Jerry Simmons	6-118	Oct. 22, 1972	at Oakland
Bobby Anderson	13-143	Sept. 30, 1973	vs. Chicago
Riley Odoms	9-142	Nov. 4, 1973	at St. Louis
Haven Moses	9-132	Nov. 25, 1973	vs. Kansas City
Haven Moses	9-132	Oct. 13, 1974	vs. New Orleans
Floyd Little	7-127	Oct. 20, 1974	vs. San Diego
Riley Odoms	7-125	Nov. 18, 1974	vs. Kansas City
Rick Upchurch	3-153	Sept. 21, 1975	vs. Kansas City
Haven Moses	3-168	Jan. 1, 1978	vs. Oakland*
Haven Moses	2-115	Nov. 1, 1978	at Cleveland
Haven Moses	2-115	Nov. 19, 1978	vs. Green Bay
Riley Odoms	7-165	Dec. 10, 1978	vs. Kansas City
Haven Moses	5-116	Dec. 16, 1978	vs. Pittsburgh
Riley Odoms	5-125	Sept. 23, 1979	vs. Seattle
Haven Moses	4-107	Oct. 14, 1979	at Kansas City
Haven Moses	5-133	Oct. 25, 1979	at Pittsburgh
Riley Odoms	5-103	Oct. 26, 1979	vs. Kansas City
Haven Moses	6-141	Sept. 21, 1980	vs. San Diego
Riley Odoms	8-128	Dec. 14, 1980	vs. Oakland
Steve Watson	7-143	Sept. 20, 1981	vs. Baltimore
Steve Watson	8-178	Sept. 27, 1981	vs. San Diego
Steve Watson	2-188	Oct. 11, 1981	vs. Detroit
Rick Upchurch	2-102	Oct. 18, 1981	at Kansas City
Steve Watson	2-102	Nov. 22, 1981	at Cincinnati
Steve Watson	2-103	Dec. 6, 1981	vs. Kansas City
Rick Upchurch	6-102	Dec. 20, 1981	at Chicago
Steve Watson	5-101	Dec. 5, 1982	vs. Atlanta
Steve Watson	10-183	Dec. 12, 1982	at L.A. Rams
Steve Watson	8-161	Sept. 11, 1983	at Baltimore
Steve Watson	6-119	Oct. 16, 1983	vs. Cincinnati
Steve Watson	6-121	Oct. 30, 1983	vs. Kansas City
Rick Upchurch	6-143	Oct. 30, 1983	vs. Kansas City
Steve Watson	7-110	Nov. 6, 1983	at Seattle
Steve Watson	4-119	Nov. 20, 1983	vs. Seattle
Clint Sampson	3-101	Dec. 4, 1983	vs. Cleveland
Steve Watson	9-136	Oct. 7, 1984	at Detroit
Butch Johnson	9-136	Nov. 4, 1984	vs. New England
Steve Watson	8-134	Nov. 4, 1984	vs. New England
Steve Watson	5-123	Nov. 18, 1984	vs. Minnesota
Steve Watson	11-177	Dec. 30, 1984	vs. Pittsburgh*
Vance Johnson	6-116	Dec. 14, 1985	vs. Kansas City
Vance Johnson	2-121	Jan. 25, 1987	vs. N.Y. Giants
Bobby Micho	2-105	Oct. 19, 1987	at Kansas City
Vance Johnson	4-118	Nov. 22, 1987	vs. L.A. Raiders
Ricky Nattiel	4-118	Nov. 29, 1987	at San Diego
Vance Johnson	4-105	Jan. 10, 1988	vs. Houston*
Mark Jackson	4-134	Jan. 17, 1988	vs. Cleveland*
Vance Johnson	7-134	Sept. 26, 1988	vs. L.A. Raiders
Ricky Nattiel	3-102	Oct. 23, 1988	at Pittsburgh
Mark Jackson	10-107	Nov. 27, 1988	vs. L.A. Rams
Mark Jackson	7-145	Dec. 1988	at L.A. Raiders
Mark Jackson	7-137	Dec. 11, 1988	at Seattle
Vance Johnson	5-145	Oct. 1, 1989	at Cleveland
Michael Young	6-137	Oct. 22, 1989	at Seattle
Vance Johnson	9-148	Oct. 29, 1989	vs. Philadelphia
Vance Johnson	6-154	Nov. 26, 1989	vs. Seattle

OUTSTANDING PERFORMANCES, CONT.

100-Yard Receiving Games, cont.

Player	Performance	Date	Opponent
Mark Jackson	5-111, 0 TD	Jan. 7, 1990	vs. Pittsburgh*
Michael Young	2-123, 1 TD	Jan. 14, 1990	vs. Cleveland*
Mark Jackson	7-121, 0 TD	Sept. 9, 1990	at L.A. Raiders
Vance Johnson	6-150, 0 TD	Sept. 17, 1990	vs. Kansas City
Vance Johnson	6-150, 0 TD	Sept. 23, 1990	vs. Seattle
Mark Jackson	6-127, 1 TD	Oct. 21, 1990	at Indianapolis
Mark Jackson	7-111, 0 TD	Oct. 6, 1991	at Houston
Vance Johnson	6-104, 0 TD	Jan. 12, 1992	at Buffalo*
Shannon Sharpe	9-118, 0 TD	Oct. 4, 1992	vs. Kansas City
Mark Jackson	5-113, 2 TD	Oct. 25, 1992	at San Diego
Arthur Marshall	5-134, 1 TD	Nov. 8, 1992	vs. N.Y. Jets
Mark Jackson	7-156, 1 TD	Nov. 15, 1992	vs. N.Y. Giants
Shannon Sharpe	7-109, 1 TD	Dec. 12, 1992	at Buffalo
Derek Russell	6-104, 0 TD	Sept. 20, 1993	at Kansas City
Vance Johnson	10-148, 1 TD	Oct. 10, 1993	at Green Bay
Derek Russell	5-111, 0 TD	Oct. 18, 1993	vs. L.A. Raiders
Shannon Sharpe	7-104, 0 TD	Nov. 14, 1993	vs. Minnesota
Shannon Sharpe	6-115, 2 TD	Jan. 9, 1994	at L.A. Raiders
Shannon Sharpe	1-156, 1 TD	Jan. 9, 1994	at L.A. Raiders*
Mike Pritchard	2-19, 1 TD	Sept. 4, 1994	vs. San Diego
Mike Pritchard	9-100, 0 TD	Sept. 11, 1994	at N.Y. Jets
Anthony Miller	6-105, 1 TD	Sept. 11, 1994	at N.Y. Jets
Shannon Sharpe	6-121, 1 TD	Oct. 23, 1994	at San Diego
Anthony Miller	6-102, 0 TD	Nov. 20, 1994	vs. Atlanta
Cedric Tillman	6-114, 0 TD	Nov. 20, 1994	vs. Atlanta
Anthony Miller	6-118, 1 TD	Nov. 27, 1994	at Cincinnati
Anthony Miller	6-153, 0 TD	Dec. 4, 1994	at Kansas City
Anthony Miller	3-118, 0 TD	Dec. 17, 1994	at San Francisco
Shannon Sharpe	10-180, 0 TD	Sept. 3, 1995	vs. Buffalo
Anthony Miller	6-108, 3 TD	Sept. 10, 1995	at Dallas
Anthony Miller	7-149, 2 TD	Oct. 16, 1995	vs. Oakland
Shannon Sharpe	6-149, 0 TD	Nov. 19, 1995	vs. San Diego
Anthony Miller	8-122, 2 TD	Nov. 26, 1995	at Houston
Shannon Sharpe	9-131, 0 TD	Sept. 22, 1996	at Kansas City
Anthony Miller	5-131, 1 TD	Sept. 29, 1996	at Cincinnati
Shannon Sharpe	13-153, 3 TD	Oct. 6, 1996	vs. San Diego
Shannon Sharpe	9-162, 0 TD	Oct. 20, 1996	vs. Baltimore
Rod Smith	5-126, 2 TD	Aug. 31, 1997	vs. Kansas City
Rod Smith	5-126, 2 TD	Sept. 14, 1997	vs. St. Louis
Shannon Sharpe	6-119, 1 TD	Sept. 28, 1997	at Atlanta
Rod Smith	5-130, 0 TD	Oct. 6, 1997	vs. New England
Rod Smith	5-114, 1 TD	Nov. 2, 1997	vs. Seattle
Shannon Sharpe	8-174, 0 TD	Nov. 9, 1997	vs. Carolina
Rod Smith	6-112, 0 TD	Nov. 16, 1997	at Kansas City
Shannon Sharpe	10-171, 0 TD	Nov. 24, 1997	vs. Oakland
Ed McCaffrey	7-111, 2 TD	Nov. 30, 1997	at San Diego
Rod Smith	4-115, 2 TD	Dec. 7, 1997	at Pittsburgh
Shannon Sharpe	8-162, 1 TD	Dec. 21, 1997	vs. San Diego
Ed McCaffrey	5-117, 0 TD	Sept. 13, 1998	vs. Dallas
Rod Smith	6-136, 1 TD	Oct. 11, 1998	at Seattle
Ed McCaffrey	7-133, 1 TD	Nov. 1, 1998	at Cincinnati
Ed McCaffrey	8-101, 1 TD	Nov. 8, 1998	vs. San Diego
Rod Smith	8-101, 1 TD	Nov. 29, 1998	at San Diego
Ed McCaffrey	6-103, 1 TD	Dec. 6, 1998	vs. Kansas City
Rod Smith	8-165, 0 TD	Dec. 6, 1998	vs. Kansas City
Rod Smith	9-158, 1 TD	Dec. 27, 1998	vs. Seattle
Rod Smith	6-152, 3 TD	Jan. 31, 1999	vs. Atlanta*
Ed McCaffrey	6-105, 0 TD	Sept. 13, 1999	vs. Miami
Byron Chamberlain	2-116, 2 TD	Oct. 1, 1999	vs. Green Bay
Ed McCaffrey	5-111, 0 TD	Oct. 17, 1999	vs. Green Bay
Ed McCaffrey	5-111, 0 TD	Oct. 24, 1999	at New England
Rod Smith	7-117, 0 TD	Oct. 31, 1999	vs. Minnesota
Ed McCaffrey	6-125, 0 TD	Nov. 14, 1999	at Seattle
Rod Smith	8-106, 0 TD	Dec. 5, 1999	vs. Kansas City
Ed McCaffrey	7-106, 0 TD	Jan. 2, 2000	vs. San Diego
Ed McCaffrey	7-117, 2 TD	Sept. 4, 2000	at St. Louis
Rod Smith	7-117, 2 TD	Sept. 10, 2000	vs. Atlanta
Rod Smith	8-134, 0 TD	Sept. 24, 2000	vs. Kansas City
Rod Smith	13-160, 0 TD	Oct. 1, 2000	vs. New England
Ed McCaffrey	5-129, 0 TD	Oct. 15, 2000	vs. Cleveland
Rod Smith	5-111, 3 TD	Oct. 15, 2000	vs. Cleveland
Ed McCaffrey	10-162, 0 TD	Oct. 22, 2000	at Cincinnati
Rod Smith	9-134, 0 TD	Nov. 20, 2000	at N.Y. Jets
Ed McCaffrey	10-148, 2 TD	Nov. 19, 2000	vs. San Diego
Rod Smith	11-187, 1 TD	Nov. 19, 2000	vs. San Diego
Ed McCaffrey	8-112, 1 TD	Dec. 10, 2000	vs. Seattle
Rod Smith	6-101, 0 TD	Dec. 17, 2000	at Kansas City
Rod Smith	6-116, 2 TD	Sept. 10, 2001	vs. N.Y. Giants
Rod Smith	14-162, 2 TD	Sept. 23, 2001	vs. Arizona
Rod Smith	8-110, 1 TD	Oct. 7, 2001	vs. Kansas City
Rod Smith	6-159, 1 TD	Oct. 28, 2001	vs. New England
Rod Smith	8-100, 1 TD	Dec. 16, 2001	at Kansas
Ed McCaffrey	6-113, 2 TD	Oct. 6, 2002	vs. San Diego
Shannon Sharpe	12-214, 0 TD	Oct. 20, 2002	at Kansas City
Ed McCaffrey	9-126, 0 TD	Oct. 27, 2002	at New England
Ed McCaffrey	9-126, 0 TD	Dec. 2, 2002	at San Diego
Shannon Sharpe	9-100, 0 TD	Dec. 8, 2002	at N.Y. Jets
Ashley Lelie	4-106, 0 TD	Dec. 22, 2002	at Oakland
Ed McCaffrey	7-112, 0 TD	Dec. 29, 2002	vs. Arizona
Ashley Lelie	3-108, 0 TD	Sept. 22, 2003	vs. Oakland
Rod Smith	8-130, 0 TD	Oct. 5, 2003	at Kansas City
Shannon Sharpe	6-101, 0 TD	Nov. 16, 2003	at San Diego
Ashley Lelie	7-101, 0 TD	Dec. 7, 2003	at Indianapolis
Rod Smith	9-208, 1 TD	Oct. 31, 2004	vs. Atlanta
Ashley Lelie	4-105, 0 TD	Dec. 5, 2004	at San Diego
Rod Smith	6-123, 1 TD	Oct. 16, 2005	vs. New England
Rod Smith	11-137, 1 TD	Dec. 17, 2005	at Buffalo
Ashley Lelie	6-110, 0 TD	Dec. 24, 2005	vs. Oakland

OUTSTANDING PERFORMANCES, CONT.

100-Yard Receiving Games, cont.

Player	Performance	Date, Opponent
Javon Walker	3-130, 2 TD	Sept. 24, 2006, at New England
Javon Walker	6-134, 2 TD	Oct. 2, 2006, at Cleveland
Javon Walker	9-119, 0 TD	Nov. 5, 2006, at Pittsburgh
Javon Walker	9-119, 0 TD	Sept. 9, 2007, at Buffalo
Javon Walker	8-101, 0 TD	Sept. 16, 2007, vs. Oakland
Brandon Marshall	7-133, 0 TD	Sept. 23, 2007, vs. Jacksonville
Brandon Stokley	3-102, 0 TD	Dec. 2, 2007, at Oakland
Brandon Marshall	9-115, 0 TD	Dec. 9, 2007, at Kansas City
Brandon Marshall	11-107, 0 TD	Dec. 13, 2007, at Houston
Tony Scheffler	7-100, 1 TD	Dec. 13, 2007, at Houston
Brandon Marshall	10-114, 1 TD	Dec. 30, 2007, vs. Minnesota
Eddie Royal	9-146, 1 TD	Sept. 8, 2008, at Oakland
Brandon Marshall	18-166, 1 TD	Sept. 14, 2008, vs. San Diego
Brandon Marshall	6-155, 0 TD	Sept. 21, 2008, vs. New Orleans
Eddie Royal	9-104, 0 TD	Sept. 28, 2008, at Kansas City
Peyton Hillis	7-116, 1 TD	Nov. 2, 2008, vs. Miami
Eddie Royal	6-164, 1 TD	Nov. 6, 2008, at Cleveland
Brandon Marshall	10-129, 0 TD	Dec. 21, 2008, vs. Buffalo
Tony Scheffler	6-101, 1 TD	Oct. 19, 2009, at San Diego
Brandon Marshall	11-112, 0 TD	Nov. 9, 2009, vs. Pittsburgh
Brandon Marshall	3-112, 0 TD	Nov. 15, 2009, at Washington
Brandon Marshall	2-200, 2 TD	Dec. 13, 2009, at Indianapolis
Jabar Gaffney	14-213, 0 TD	Jan. 3, 2010, vs. Kansas City
Brandon Lloyd	5-117, 0 TD	Sept. 12, 2010, at Jacksonville
Jabar Gaffney	12-140, 0 TD	Sept. 26, 2010, vs. Indianapolis
Brandon Lloyd	6-169, 1 TD	Sept. 26, 2010, vs. Indianapolis
Brandon Lloyd	11-115, 0 TD	Oct. 3, 2010, at Tennessee
Eddie Royal	3-112, 0 TD	Oct. 3, 2010, at Tennessee
Brandon Lloyd	5-135, 2 TD	Oct. 10, 2010, at Baltimore
Brandon Lloyd	7-169, 1 TD	Oct. 31, 2010, at San Francisco (London)
Brandon Lloyd	5-111, 0 TD	Dec. 16, 2010, vs. Houston
Eric Decker	5-113, 2 TD	Sept. 18, 2011, vs. Cincinnati
Brandon Lloyd	8-136, 0 TD	Oct. 2, 2011, at Green Bay
Demaryius Thomas	4-144, 1 TD	Dec. 4, 2011, at Minnesota
Demaryius Thomas	5-116, 0 TD	Dec. 10, 2011, at New England
Demaryius Thomas	4-204, 1 TD	Jan. 8, 2012, vs. Pittsburgh*
Demaryius Thomas	5-110, 1 TD	Sept. 9, 2012, vs. Pittsburgh
Eric Decker	8-136, 0 TD	Sept. 23, 2012, vs. Houston
Demaryius Thomas	5-103, 0 TD	Sept. 30, 2012, vs. Oakland
Demaryius Thomas	9-180, 1 TD	Oct. 7, 2012, at New England
Demaryius Thomas	9-135, 0 TD	Oct. 28, 2012, vs. New Orleans
Demaryius Thomas	9-135, 0 TD	Nov. 11, 2012, at Carolina
Eric Decker	8-133, 1 TD	Dec. 16, 2012, at Baltimore
Demaryius Thomas	9-102, 1 TD	Dec. 23, 2012, vs. Cleveland
Demaryius Thomas	7-122, 1 TD	Dec. 30, 2012, vs. Kansas City
Demaryius Thomas	5-161, 2 TD	Sept. 5, 2013, vs. Baltimore
Julius Thomas	8-110, 2 TD	Sept. 9, 2013, vs. Baltimore
Eric Decker	8-117, 0 TD	Sept. 23, 2013, vs. Oakland
Julius Thomas	9-22, 2 TD	Oct. 6, 2013, at Dallas
Eric Decker	8-150, 1 TD	Oct. 20, 2013, at Indianapolis
Demaryius Thomas	7-108, 3 TD	Nov. 10, 2013, at San Diego
Demaryius Thomas	5-121, 0 TD	Nov. 17, 2013, vs. Kansas City
Eric Decker	8-174, 4 TD	Dec. 1, 2013, at Kansas City
Demaryius Thomas	8-106, 0 TD	Dec. 1, 2013, at Kansas City
Eric Decker	8-106, 0 TD	Dec. 8, 2013, vs. Tennessee
Eric Decker	10-131, 2 TD	Dec. 22, 2013, at Houston
Demaryius Thomas	8-123, 1 TD	Dec. 22, 2013, at Houston
Demaryius Thomas	6-113, 2 TD	Dec. 29, 2013, at Oakland
Demaryius Thomas	7-134, 1 TD	Jan. 19, 2014, vs. New England*
Demaryius Thomas	13-116, 3 TD	Feb. 2, 2014, vs. Seattle*
Julius Thomas	8-108, 0 TD	Sept. 7, 2014, vs. Indianapolis
Emmanuel Sanders	11-149, 0 TD	Sept. 14, 2014, vs. Kansas City
Emmanuel Sanders	7-101, 0 TD	Sept. 21, 2014, at Seattle
Demaryius Thomas	8-226, 2 TD	Oct. 5, 2014, vs. Arizona
Demaryius Thomas	10-124, 1 TD	Oct. 12, 2014, at N.Y. Jets
Demaryius Thomas	8-170, 4 TD	Oct. 19, 2014, vs. San Francisco
Emmanuel Sanders	8-170, 4 TD	Oct. 19, 2014, at San Diego
Demaryius Thomas	8-105, 0 TD	Oct. 23, 2014, at San Diego
Emmanuel Sanders	10-151, 0 TD	Nov. 2, 2014, at New England
Demaryius Thomas	7-127, 0 TD	Nov. 2, 2014, at New England
Demaryius Thomas	11-108, 0 TD	Nov. 9, 2014, at Oakland
Demaryius Thomas	7-103, 0 TD	Nov. 16, 2014, at St. Louis
Emmanuel Sanders	8-102, 0 TD	Nov. 16, 2014, at St. Louis
Emmanuel Sanders	8-102, 0 TD	Nov. 16, 2014, at St. Louis
Demaryius Thomas	6-123, 1 TD	Dec. 14, 2014, at San Diego
Demaryius Thomas	7-115, 0 TD	Dec. 22, 2014, at Cincinnati
Demaryius Thomas	8-115, 0 TD	Dec. 28, 2014, vs. Oakland
Demaryius Thomas	8-116, 1 TD	Sept. 17, 2015, at Kansas City
Emmanuel Sanders	8-111, 0 TD	Oct. 11, 2015, at Oakland
Emmanuel Sanders	10-111, 0 TD	Oct. 18, 2015, at Cleveland
Emmanuel Sanders	10-111, 0 TD	Oct. 18, 2015, at Cleveland
Demaryius Thomas	8-168, 0 TD	Nov. 1, 2015, vs. Green Bay
Owen Daniels	6-102, 1 TD	Nov. 8, 2015, at Indianapolis
Emmanuel Sanders	6-113, 0 TD	Nov. 29, 2015, vs. New England
Emmanuel Sanders	10-181, 1 TD	Dec. 20, 2015, at Pittsburgh
Emmanuel Sanders	8-117, 2 TD	Jan. 3, 2016, vs. San Diego
Emmanuel Sanders	8-117, 2 TD	Sept. 12, 2016, at Cincinnati
Demaryius Thomas	6-100, 1 TD	Sept. 25, 2016, at Cincinnati
Emmanuel Sanders	7-162, 1 TD	Nov. 27, 2016, vs. Kansas City
Demaryius Thomas	10-126, 0 TD	Dec. 11, 2016, at Tennessee
Emmanuel Sanders	11-100, 0 TD	Dec. 11, 2016, at Tennessee
Demaryius Thomas	10-133, 0 TD	Oct. 15, 2017, vs. New York Giants
Emmanuel Sanders	6-137, 0 TD	Nov. 12, 2017, vs. New England

(* Denotes Postseason; *Denotes Super Bowl)

OUTSTANDING PERFORMANCES, CONT.

100-Yard Receiving Games, cont.

TOTALS — Demaryius Thomas 35 (includes three postseason games), Rod Smith 31 (includes one postseason game), Lionel Taylor 24, Ed McCaffrey 18, Shannon Sharpe 18 (includes one postseason game), Steve Watson 16 (includes one postseason game), Emmanuel Sanders 15, Vance Johnson 12 (includes three postseason games), Al Denson 10, Mark Jackson 10 (includes two postseason games), Brandon Marshall 10, Haven Moses 10 (includes one postseason game), Anthony Miller 9, Eric Decker 8, Brandon Lloyd 7, Riley Odoms 6, Eric Crabtree 5, Ashley Lelle 5, Javon Walker 5, Al Frazier 4, Eddie Royal 4, Bob Scarpitto 4, Rick Upchurch 4, Al Carmichael 3, Julius Thomas 3, Hewitt Dixon 2, Jabar Gaffney 2, Mike Haffner 2, Floyd Little 2, Ricky Nattiel 2, Mike Pritchard 2, Derek Russell 2, Tony Scheffler 2, Jerry Simmons 2, Michael Young 2 (includes one postseason game), Bobby Anderson 1, Byron Chamberlain 1, John Embree 1, Wendell Hayes 1, Peyton Hillis 1, Butch Johnson 1, Jimmy Jones 1, Arthur Marshall 1, Bobby Micho 1, Charlie Mitchell 1, Gene Prebola 1, Clint Sampson 1, Rod Sherman 1, Brandon Stokley 1, Donnie Stone 1, Jerry Tarr 1, Cedric Tillman 1.

Most 100-yard games, season

- 10—Demaryius Thomas, 2014
- 8—Rod Smith, 2000
- 7—Lionel Taylor, 1960
- 7—Demaryius Thomas, 2012
- 7—Emmanuel Sanders, 2014
- 6—Demaryius Thomas, 2013
- 6—Brandon Lloyd, 2010
- 6—Rod Smith, 1997
- 5—Eric Decker, 2013
- 5—Rod Smith, 2001
- 5—Ed McCaffrey, 2000
- 5—Anthony Miller, 1994
- 5—Steve Watson, 1983
- 5—Steve Watson, 1981
- 5—Lionel Taylor, 1961

Most consecutive 100-yard games

- 7—Demaryius Thomas, 10/5/14-11/16/15
- 3—Emmanuel Sanders, 9/14/14, 9/21/14 and 10/5/14
- 3—Brandon Lloyd, 9/26/10, 10/3/10 and 10/10/10
- 3—Brandon Marshall, 12/30/07, 9/14/08 and 9/21/08
- 3—Rod Smith, 10/15/00, 10/22/00 and 11/5/00
- 3—Anthony Miller, 11/20/94, 11/27/94 and 12/4/94
- 3—Mark Jackson, 11/27/88, 12/4/88 and 12/11/88
- 3—Lionel Taylor, 9/24/61, 10/1/61 and 11/8/61

Most 100-yard games by a rookie

- 3—Eddie Royal, 2008

300-Yard Passing Games — 133 Total (126 regular season / 6 postseason)

Player	Performance	Opponent
Frank Tripucka	30-52-2, 375 yds., 3 TD	Nov. 6, 1960, vs. Houston
Frank Tripucka	19-41-5, 328 yds., 3 TD	Nov. 27, 1960, vs. Buffalo
Frank Tripucka	28-47-2, 376 yds., 2 TD	Sept. 7, 1962, vs. San Diego
Frank Tripucka	29-56-3, 447 yds., 2 TD	Sept. 15, 1962, at Buffalo
Frank Tripucka	26-40-1, 308 yds., 1 TD	Oct. 21, 1962, vs. Houston
Jacky Lee	11-36-1, 370 yds., 1 TD	Dec. 5, 1965, at Oakland
John McCormick	13-37-3, 328 yds., 3 TD	Dec. 18, 1966, at Buffalo
Marlin Briscoe	12-29-2, 335 yds., 4 TD	Nov. 24, 1968, vs. Buffalo
Steve Tensi	19-26-1, 301 yds., 3 TD	Nov. 23, 1969, at San Diego
Charley Johnson	20-28-0, 361 yds., 2 TD	Oct. 22, 1972, at Oakland
Charley Johnson	24-39-2, 326 yds., 1 TD	Sept. 20, 1973, vs. Chicago
Charley Johnson	28-42-2, 445 yds., 2 TD	Nov. 18, 1974, vs. Kansas City
Charley Johnson	12-20-2, 329 yds., 3 TD	Sept. 21, 1975, vs. Kansas City
Craig Morton	27-39-2, 306 yds., 2 TD	Nov. 16, 1980, vs. N.Y. Jets
Craig Morton	18-30-1, 338 yds., 1 TD	Dec. 14, 1980, vs. Oakland
Craig Morton	17-18-0, 308 yds., 4 TD	Sept. 27, 1981, vs. San Diego
Craig Morton	25-38-1, 342 yds., 2 TD	Oct. 18, 1981, at Kansas City
Steve DeBerg	21-34-2, 305 yds., 2 TD	Nov. 22, 1981, at Cincinnati
Steve DeBerg	23-31-1, 307 yds., 2 TD	Dec. 12, 1982, at L.A. Rams
Steve DeBerg	21-41-0, 350 yds., 1 TD	Oct. 30, 1983, vs. Kansas City
John Elway	23-44-0, 345 yds., 3 TD	Dec. 11, 1983, vs. Baltimore
John Elway	25-40-1, 315 yds., 3 TD	Nov. 4, 1984, vs. New England
John Elway	28-43-1, 353 yds., 4 TD	Sept. 15, 1985, vs. New Orleans
John Elway	22-37-5, 301 yds., 1 TD	Dec. 14, 1985, vs. Kansas City
John Elway	24-42-0, 432 yds., 1 TD	Dec. 20, 1985, at Seattle
John Elway	18-32-1, 321 yds., 1 TD	Oct. 26, 1986, vs. Seattle
John Elway	29-47-2, 336 yds., 0 TD	Nov. 23, 1986, at N.Y. Giants
John Elway	22-37-1, 304 yds., 1 TD	Jan. 25, 1987, vs. N.Y. Giants*
John Elway	22-32-1, 338 yds., 4 TD	Sept. 13, 1987, vs. Seattle
John Elway	21-40-2, 341 yds., 3 TD	Nov. 16, 1987, vs. Chicago
John Elway	21-32-1, 347 yds., 3 TD	Nov. 29, 1987, at San Diego
John Elway	21-42-2, 335 yds., 1 TD	Dec. 13, 1987, at Seattle
John Elway	29-49-3, 324 yds., 2 TD	Dec. 4, 1988, at L.A. Raiders
John Elway	18-35-0, 344 yds., 2 TD	Oct. 22, 1989, at Seattle
John Elway	20-36-0, 385 yds., 3 TD	Jan. 14, 1990, vs. Cleveland*
John Elway	21-30-0, 317 yds., 2 TD	Oct. 21, 1990, at Indianapolis
John Elway	24-36-1, 328 yds., 2 TD	Dec. 9, 1990, at Kansas City
John Elway	24-42-1, 301 yds., 2 TD	Oct. 6, 1991, at Houston
John Elway	23-38-0, 311 yds., 2 TD	Oct. 4, 1992, vs. Kansas City
John Elway	28-45-1, 300 yds., 1 TD	Sept. 20, 1993, at Kansas City
John Elway	33-59-1, 367 yds., 1 TD	Oct. 10, 1993, at Green Bay
John Elway	25-36-0, 361 yds., 3 TD	Jan. 2, 1994, at L.A. Raiders
John Elway	29-47-1, 302 yds., 3 TD	Jan. 9, 1994, at L.A. Raiders*
John Elway	36-46-2, 371 yds., 3 TD	Sept. 4, 1994, vs. San Diego
John Elway	29-41-1, 319 yds., 1 TD	Sept. 11, 1994, at N.Y. Jets
John Elway	30-41-0, 349 yds., 2 TD	Oct. 30, 1994, vs. Cleveland
John Elway	27-42-1, 382 yds., 2 TD	Nov. 20, 1994, vs. Atlanta
John Elway	22-41-1, 317 yds., 0 TD	Sept. 3, 1995, vs. Buffalo
John Elway	30-47-0, 327 yds., 2 TD	Sept. 17, 1995, vs. Washington
John Elway	23-46-0, 324 yds., 2 TD	Oct. 16, 1995, vs. Oakland
John Elway	27-41-2, 332 yds., 2 TD	Nov. 26, 1995, at Houston
John Elway	24-41-1, 320 yds., 2 TD	Dec. 24, 1995, at Oakland
John Elway	23-37-1, 335 yds., 2 TD	Sept. 29, 1996, at Cincinnati
John Elway	32-41-1, 323 yds., 4 TD	Oct. 6, 1996, vs. San Diego
John Elway	25-39-1, 326 yds., 3 TD	Oct. 20, 1996, vs. Baltimore
John Elway	27-36-1, 334 yds., 2 TD	Nov. 24, 1996, at Minnesota
John Elway	26-46-0, 309 yds., 1 TD	Oct. 19, 1997, at Oakland
John Elway	22-32-1, 400 yds., 2 TD	Dec. 6, 1998, vs. Kansas City

OUTSTANDING PERFORMANCES, CONT.

300-Yard Passing Games, cont.

Player	Performance	Opponent
John Elway	26-36-0, 338 yds., 4 TD	Dec. 27, 1998, vs. Seattle
John Elway	18-29-1, 336 yds., 1 TD	Jan. 31, 1999, vs. Atlanta ^a
Brian Griese	19-31-1, 363 yds., 2 TD	Oct. 17, 1999, vs. Green Bay
Brian Griese	25-38-0, 316 yds., 1 TD	Oct. 24, 1999, at New England
Brian Griese	19-29-0, 307 yds., 2 TD	Sept. 4, 2000, at St. Louis
Brian Griese	31-50-1, 361 yds., 1 TD	Oct. 1, 2000, vs. New England
Brian Griese	19-34-0, 336 yds., 3 TD	Oct. 15, 2000, vs. Cleveland
Brian Griese	30-45-1, 365 yds., 2 TD	Oct. 22, 2000, at Cincinnati
Brian Griese	22-35-1, 327 yds., 2 TD	Nov. 5, 2000, at N.Y. Jets
Gus Frerotte	36-58-4, 462 yds., 5 TD	Nov. 19, 2000, vs. San Diego
Brian Griese	19-29-0, 330 yds., 3 TD	Sept. 10, 2001, vs. N.Y. Giants
Brian Griese	35-35-3, 328 yds., 1 TD	Sept. 30, 2002, at Baltimore
Brian Griese	26-35-1, 316 yds., 2 TD	Oct. 6, 2002, vs. San Diego
Brian Griese	27-46-2, 335 yds., 1 TD	Oct. 13, 2002, vs. Miami
Brian Griese	30-50-0, 376 yds., 2 TD	Oct. 20, 2002, at Kansas City
Jake Plummer	31-55-3, 499 yds., 4 TD	Oct. 31, 2004, vs. Atlanta ^a
Jake Plummer	21-26-1, 303 yds., 2 TD	Dec. 25, 2004, at Tennessee
Jake Plummer	22-35-0, 309 yds., 4 TD	Oct. 30, 2005, vs. Philadelphia
Jay Cutler	23-39-1, 304 yds., 1 TD	Sept. 9, 2007, at Buffalo
Jay Cutler	17-31-1, 302 yds., 2 TD	Nov. 25, 2007, at Chicago
Jay Cutler	16-24-0, 300 yds., 2 TD	Sept. 8, 2008, at Oakland
Jay Cutler	31-50-1, 350 yds., 3 TD	Sept. 14, 2008, vs. San Diego
Jay Cutler	29-49-2, 361 yds., 1 TD	Sept. 28, 2008, at Kansas City
Jay Cutler	24-46-3, 307 yds., 2 TD	Nov. 2, 2008, vs. Miami
Jay Cutler	24-42-1, 447 yds., 3 TD	Nov. 6, 2008, at Cleveland
Jay Cutler	27-43-1, 357 yds., 2 TD	Nov. 30, 2008, at N.Y. Jets
Jay Cutler	25-45-1, 359 yds., 0 TD	Dec. 21, 2008, vs. Buffalo
Jay Cutler	33-49-2, 316 yds., 1 TD	Dec. 28, 2008, at San Diego
Kyle Orton	35-48-1, 330 yds., 2 TD	Oct. 11, 2009, vs. New England
Kyle Orton	32-56-3, 431 yds., 1 TD	Jan. 3, 2010, vs. Kansas City
Kyle Orton	25-35-0, 307 yds., 2 TD	Sept. 19, 2010, vs. Seattle
Kyle Orton	37-57-1, 476 yds., 1 TD	Sept. 26, 2010, vs. Indianapolis
Kyle Orton	35-50-1, 341 yds., 2 TD	Oct. 3, 2010, at Tennessee
Kyle Orton	23-38-0, 314 yds., 2 TD	Oct. 10, 2010, at Baltimore
Kyle Orton	28-40-1, 369 yds., 1 TD	Oct. 31, 2010, at San Francisco (London)
Kyle Orton	24-41-0, 347 yds., 3 TD	Nov. 28, 2010, vs. St. Louis
Tim Tebow	16-29-1, 308 yds., 1 TD	Dec. 26, 2010, vs. Houston
Kyle Orton	24-46-1, 304 yds., 1 TD	Sept. 12, 2011, vs. Oakland
Tim Tebow	10-21-0, 316 yds., 2 TD	Jan. 8, 2012, vs. Pittsburgh [*]
Peyton Manning	26-52-0, 330 yds., 2 TD	Sept. 23, 2012, vs. Houston
Peyton Manning	30-38-0, 338 yds., 3 TD	Sept. 30, 2012, at Oakland
Peyton Manning	31-44-0, 337 yds., 3 TD	Oct. 7, 2012, at New England
Peyton Manning	24-30-1, 309 yds., 3 TD	Oct. 15, 2012, at San Diego
Peyton Manning	22-30-0, 305 yds., 3 TD	Oct. 28, 2012, vs. New Orleans
Peyton Manning	27-38-0, 301 yds., 1 TD	Nov. 11, 2012, at Carolina
Peyton Manning	26-36-1, 310 yds., 1 TD	Dec. 6, 2012, at Oakland
Peyton Manning	30-43-1, 339 yds., 3 TD	Dec. 23, 2012, vs. Cleveland
Peyton Manning	23-29-0, 304 yds., 3 TD	Dec. 30, 2012, vs. Kansas City
Peyton Manning	27-42-0, 462 yds., 7 TD	Sept. 5, 2013, vs. Baltimore
Peyton Manning	30-43-0, 307 yds., 2 TD	Sept. 15, 2013, at N.Y. Giants
Peyton Manning	32-37-0, 374 yds., 3 TD	Sept. 23, 2013, vs. Oakland
Peyton Manning	28-34-0, 327 yds., 4 TD	Sept. 29, 2013, vs. Philadelphia
Peyton Manning	33-42-1, 414 yds., 4 TD	Oct. 6, 2013, at Dallas
Peyton Manning	29-49-1, 386 yds., 3 TD	Oct. 20, 2013, at Indianapolis
Peyton Manning	30-44-3, 354 yds., 4 TD	Oct. 27, 2013, vs. Washington
Peyton Manning	25-36-0, 330 yds., 4 TD	Nov. 10, 2013, at San Diego
Peyton Manning	24-40-0, 323 yds., 1 TD	Nov. 17, 2013, vs. Kansas City
Peyton Manning	22-35-2, 403 yds., 5 TD	Dec. 1, 2013, at Kansas City
Peyton Manning	39-59-0, 397 yds., 4 TD	Dec. 8, 2013, vs. Tennessee
Peyton Manning	32-51-0, 400 yds., 4 TD	Dec. 22, 2013, at Houston
Peyton Manning	32-43-0, 400 yds., 2 TD	Jan. 19, 2014, vs. New England [*]
Peyton Manning	31-44-1, 303 yds., 1 TD	Sept. 21, 2014, at Seattle
Peyton Manning	31-47-2, 479 yds., 3 TD	Oct. 5, 2014, vs. Arizona
Peyton Manning	22-26-0, 340 yds., 4 TD	Oct. 19, 2014, vs. San Francisco
Peyton Manning	34-57-2, 438 yds., 2 TD	Nov. 2, 2014, at New England
Peyton Manning	31-44-2, 340 yds., 5 TD	Nov. 9, 2014, at Oakland
Peyton Manning	34-57-2, 389 yds., 2 TD	Nov. 16, 2014, at St. Louis
Peyton Manning	28-44-4, 311 yds., 2 TD	Dec. 22, 2014, at Cincinnati
Peyton Manning	31-42-1, 324 yds., 2 TD	Sept. 27, 2015, at Detroit
Peyton Manning	21-29-1, 340 yds., 0 TD	Nov. 1, 2015, vs. Green Bay
Brock Osweiler	35-51-0, 308 yds., 0 TD	Dec. 13, 2015, vs. Oakland
Trevor Siemian	23-35-0, 312 yds., 4 TD	Sept. 25, 2016, at Cincinnati
Trevor Siemian	20-34-0, 368 yds., 3 TD	Nov. 27, 2016, vs. Kansas City
Trevor Siemian	35-51-0, 334 yds., 1 TD	Dec. 11, 2016, at Tennessee
Trevor Siemian	29-50-0, 376 yds., 1 TD	Oct. 15, 2017, vs. N.Y. Giants

(^a Denotes Franchise Record; * Denotes Postseason; [†] Denotes Super Bowl)

TOTALS — John Elway 40 (includes four postseason games), Peyton Manning 31 (includes one postseason game), Brian Griese 12, Jay Cutler 10, Kyle Orton 9, Frank Tripucka 5, Charley Johnson 4, Craig Morton 4, Trevor Siemian 4, Steve DeBerg 3, Jake Plummer 3, Tim Tebow 2 (includes one postseason game), Gus Frerotte 1, Jacky Lee 1, John McCormick 1, Marlin Briscoe 1, Steve Tensi 1, Brock Osweiler 1.

Most 300-yard games, season

- 12—Peyton Manning, 2013
- 9—Peyton Manning, 2012
- 8—Jay Cutler, 2008
- 7—Peyton Manning, 2014
- 6—Kyle Orton, 2010
- 5—Brian Griese, 2000
- 5—John Elway, 1995

Most consecutive 300-yard games

- 7—Peyton Manning, 2012-13
- 5—Peyton Manning, 2012
- 4—Peyton Manning, 2013
- 4—Brian Griese, 2002
- 4—Kyle Orton, 2010
- 3—Brian Griese, 2000
- 3—Peyton Manning, 2014

Most 300-yard games by a rookie

- 1—Tim Tebow, 2010
- 1—John Elway, 1983
- 1—Marlin Briscoe, 1968

BIGGEST COMEBACKS

Biggest deficits overcome by the Broncos to win a game in the regular season

Rank	Deficit	Date	Opponent	Score at time of Deficit	Final Score
No. 1	24	Oct. 15, 2012	at San Diego	24-0, 0:24 left in third qtr.	35-24
	24	Sept. 23, 1979	vs. Seattle	34-10, 9:28 left in third qtr.	37-34
	24	Oct. 23, 1960	vs. Boston	24-0, 11:59 left in third qtr.	31-24
No. 3	21	Dec. 12, 1982	at L.A. Rams	21-0, 10:24 left in second qtr.	27-24
No. 4	19	Dec. 11, 1983	vs. Baltimore	19-0, 7:50 left in third qtr.	21-19
No. 5	17	Dec. 26, 2010	vs. Houston	17-0, 0:22 left in second qtr.	24-23
	17	Nov. 19, 2000	vs. San Diego	24-7, 1:25 left in second qtr. /	
				27-10, 11:25 left in third qtr.	38-37
	17	Oct. 6, 1996	vs. San Diego	17-0, 2:51 left in second qtr.	28-17
	17	Dec. 20, 1985	at Seattle	17-0, 9:16 left in second qtr.	27-24
	17	Sept. 15, 1962	at Buffalo	20-3, 1:39 left in second qtr.	23-20

Biggest deficits overcome by the Broncos to win a game in the postseason

Rank	Deficit	Date	Opponent	Score at time of Deficit	Final Score
No. 1	15	Jan. 4, 1992	vs. Houston (AFC Div.)	21-6, 10:55 left in second qtr.	26-24
No. 2	10	Jan. 7, 1990	at Pittsburgh (AFC Div.)	10-0, 13:22 left in second qtr. / 17-7, :26 left in second qtr.	24-23
No. 4	10	Jan. 17, 1999	vs. N.Y. Jets (AFC Chmp.)	10-0, 11:56 left in third qtr.	23-10
	7	Jan. 25, 1998	vs. Green Bay (S.B. XXXII)	7-0, 10:58 left in first qtr.	31-24
	7	Jan. 11, 1998	at Pittsburgh (AFC Chmp.)	14-7, 12:42 left in second qtr.	24-21
	7	Jan. 11, 1987	at Cleveland (AFC Chmp.)	7-0, 5:19 left in first qtr. / 20-13, 5:43 left in fourth qtr.	23-20 (OT)
No. 7	6	Jan. 8, 2011	vs. Pittsburgh (AFC W.C.)	6-0, :23 left in first qtr.	29-23 (OT)
No. 8	4	Jan. 17, 2015	vs. Pittsburgh (AFC Div.)	10-6, 10:19 left in second qtr. / 13-9, 9:32 left in third qtr.	23-16
	4	Jan. 4, 1987	vs. New England (AFC Div.)	7-3, 14:04 left in second qtr. / 17-13, 2:50 left in third qtr.	22-17

BIGGEST LEADS LOST

Biggest leads lost by the Broncos in losing a game in the regular season

Rank	Lead	Date	Opponent	Score at time of Lead	Final Score
No. 1	24	Nov. 24, 2013	at New England	24-0, 6:10 left in second qtr.	34-31 (OT)
	24	Sept. 26, 1988	vs. L.A. Raiders	24-0, 1:07 left in second qtr.	30-27 (OT)
No. 3	21	Nov. 5, 1978	vs. N.Y. Jets	28-7, 8:19 left in second qtr.	31-28
No. 4	20	Dec. 10, 1995	vs. Seattle	20-0, 5:00 left in second qtr.	31-27
No. 5	18	Sept. 4, 1994	vs. San Diego	24-6, 11:25 left in second qtr.	37-34
No. 6	17	Dec. 20, 2015	at Pittsburgh	27-10, 1:56 left in second qtr.	34-27
	17	Nov. 19, 2006	vs. San Diego	24-7, 9:25 left in third qtr.	35-27
	17	Nov. 14, 1993	vs. Minnesota	20-3, 6:57 left in second qtr.	26-23
	17	Jan. 2, 1994	at L.A. Raiders	27-10, :26 left in second qtr. /	
				30-13, 10:31 left in third qtr.	33-30 (OT)
	17	Sept. 24, 1967	vs. N.Y. Jets	24-7, 9:08 left in second qtr.	38-24
	17	Oct. 28, 1962	vs. Buffalo	24-7, 5:48 left in second qtr.	45-38

Biggest leads lost by the Broncos in losing a game in the postseason

Rank	Lead	Date	Opponent	Score at time of Lead	Final Score
No. 1	10	Jan. 31, 1988	vs. Washington (S.B. XXII)	10-0, 9:09 left in first qtr.	42-10
No. 2	7	Jan. 12, 2013	vs. Baltimore (AFC Div.)	7-0, 12:14 left in first qtr. / 21-14, 7:26 left in second qtr. / 28-21, 14:47 left in third qtr. / 35-28, 7:11 left in fourth qtr.	38-35 (2OT)
		Dec. 30, 1984	vs. Pittsburgh (AFC Div.)	7-0, 6:30 left in first qtr. / 17-10, 7:15 left in third qtr.	24-17
No. 3	4	Dec. 23, 1979	at Houston (AFC W.C.)	7-3, 3:27 left in first qtr.	13-7
No. 4	3	Dec. 30, 1978	at Pittsburgh (AFC Div.)	3-0, 5:50 left in first qtr.	33-10
	3	Jan. 25, 1987	vs. N.Y. Giants (S.B. XXI)	3-0, 10:51 left in first qtr. / 10-7, 11:39 left in first qtr.	39-20

PLAYER AWARDS AND HONORS



ALL-TIME PLAYER HONORS

2017

Pro Bowl: Von Miller, Aqib Talib. **AII-NFL:** Von Miller (1st team PFWA, 2nd team AP). **AII-AFC:** Von Miller (PFWA). **AII-Rookie:** Garrett Bolles (PFWA). **Defensive Pro Bowl MVP:** Von Miller.

2016

Pro Bowl: Chris Harris Jr., Von Miller, Emmanuel Sanders, Darian Stewart, Aqib Talib, Demaryius Thomas. **AII-NFL:** Chris Harris Jr. (1st team AP), Von Miller (1st team AP, PFWA, *The Sporting News*), Aqib Talib (1st team AP, PFWA, *The Sporting News*). **AII-AFC:** Von Miller (PFWA), Aqib Talib (PFWA). **AII-Rookie:** Riley Dixon (PFWA). **Colorado Sports Hall of Fame Pro Athlete of the Year:** Von Miller.

2015

Pro Bowl: Chris Harris Jr., Von Miller, Aqib Talib, Demaryius Thomas, T.J. Ward, DeMarcus Ware. **AII-NFL:** Chris Harris Jr. (2nd team AP, PFWA, *The Sporting News*), Matt Prater (2nd team AP), Demaryius Thomas (2nd team AP), Louis Vasquez (first team AP, PFWA). **AII-AFC:** Chris Harris Jr. (PFWA), Von Miller (PFWA). **Jack Horrigan Award:** John Elway (PFWA). **Executive of the Year:** John Elway (ESPN.com). **Assistant Coach of the Year:** Wade Phillips (PFWA, MMQB.com, ESPN.com). **Paul "Dr. Z" Zimmerman Award:** Wade Phillips (PFWA).

2014

Pro Bowl: C.J. Anderson, Ryan Clady, Chris Harris Jr., Peyton Manning, Von Miller, Emmanuel Sanders, Aqib Talib, Demaryius Thomas, Julius Thomas, T.J. Ward, DeMarcus Ware. **AII-NFL:** Chris Harris Jr. (2nd team AP), Von Miller (1st team PFWA, *The Sporting News*, 2nd team AP), Demaryius Thomas (2nd team AP). **AII-AFC:** Chris Harris Jr. (PFWA), Von Miller (PFWA), Demaryius Thomas (PFWA).

2013

Pro Bowl: Peyton Manning, Matt Prater, Demaryius Thomas, Julius Thomas, Louis Vasquez. **AII-NFL:** Peyton Manning (1st team AP, PFWA, *The Sporting News*), Matt Prater (2nd team AP), Demaryius Thomas (2nd team AP), Louis Vasquez (first team AP, PFWA). **NFL Most Valuable Player:** Peyton Manning (AP). **NFL Offensive Player of the Year:** Peyton Manning (*The Sporting News*). **AFC Offensive Player of the Year:** Peyton Manning (Kansas City 101 Club). **FedEx Air Player of the Year:** Peyton Manning. **2013 Sports Illustrated Sportsman of the Year:** Peyton Manning. **Colorado Sports Hall of Fame Male Athlete of the Year:** Peyton Manning.

2012

Pro Bowl: Champ Bailey, Zane Beadles, Ryan Clady, Elvis Dumervil, Peyton Manning, Von Miller, Demaryius Thomas. **AII-NFL:** Champ Bailey (2nd team AP), Ryan Clady (1st team AP, Pro Football Weekly/PFWA, *The Sporting News*), Peyton Manning (1st team AP, Pro Football Weekly/PFWA, Sports Illustrated), Von Miller (1st team AP, Pro Football Weekly/PFWA, *The Sporting News*, Sports Illustrated). **Comeback Player of the Year:** Peyton Manning (AP, Sports Illustrated). **AFC Offensive Player of the Year:** Peyton Manning (Kansas City 101 Club). **FedEx Air Player of the Year:** Peyton Manning. **Colorado Sports Hall of Fame Pro Athlete of the Year:** Peyton Manning.

2011

Pro Bowl: Champ Bailey, Ryan Clady, Brian Dawkins, Elvis Dumervil, Willis McGahee, Von Miller. **AII-NFL:** Chris Kuper (1st team Dallas Morning News), Von Miller (1st team Dallas Morning News, 2nd team AP). **AII-AFC:** Elvis Dumervil (Pro Football Weekly/PFWA), Von Miller (Pro Football Weekly/PFWA). **NFL Defensive Rookie of the Year:** Von Miller (AP, Sports Illustrated, Dallas Morning News, Football Outsiders). **AII-Rookie:** Orlando Franklin (Football Outsiders), Chris Harris (Pro Football Weekly/PFWA, Football Outsiders), Von Miller (Pro Football Weekly/PFWA, Football Outsiders). **Colorado Sports Hall of Fame Pro Athlete of the Year:** Tim Tebow. **GMC Never Say Never Moment of the Year Award:** Tim Tebow. **PFWA Good Guy Award (National Chapter):** Tim Tebow.

2010

Pro Bowl: Champ Bailey, Brandon Lloyd. **AII-NFL:** Brandon Lloyd (2nd team AP).

2009

Pro Bowl: Champ Bailey, Ryan Clady, Brian Dawkins, Elvis Dumervil, Brandon Marshall. **AII-NFL:** Ryan Clady (1st team AP, Pro Football Weekly/PFWA, *The Sporting News*, ESPN.com), Brian Dawkins (2nd team AP, *The Sporting News*), Elvis Dumervil (1st team AP, Pro Football Weekly/PFWA, *The Sporting News*, ESPN.com). **AII-Rookie:** Knowshon Moreno (Pro Football Weekly/PFWA, *The Sporting News*), **NFL Alumni Pass Rusher of the Year:** Elvis Dumervil.

2008

Pro Bowl: Jay Cutler, Brandon Marshall, Casey Wiegmann. **AII-NFL:** Ryan Clady (2nd team AP), Ryan Harris (Sports Illustrated). **AII-AFC:** Ryan Clady (Pro Football Weekly/PFWA). **AII-Rookie:** Ryan Clady (Pro Football Weekly/PFWA, *The Sporting News*), Brett Kern (Pro Football Weekly/PFWA, *The Sporting News*), Eddie Royal (Pro Football Weekly/PFWA, *The Sporting News*). **Colorado Sports Hall of Fame Inductee:** Rod Smith (Class of 2009).

2007

Pro Bowl: Champ Bailey, John Lynch. **AII-NFL:** Champ Bailey (2nd team AP).

2006

Pro Bowl: Champ Bailey, John Lynch, Al Wilson (Wilson did not play in game due to injury). **AII-NFL:** Champ Bailey (1st team AP, Pro Football Weekly/PFWA, *The Sporting News*, Sports Illustrated), Tom Nalen (Sports Illustrated), Al Wilson (2nd team AP). **AII-AFC:** Champ Bailey (Pro Football Weekly/PFWA). **Colorado Sports Hall of Fame Pro Athlete of the Year:** Champ Bailey. **Colorado Sports Hall of Fame Inductee:** Pat Bowlen (Class of 2007).

2005

Pro Bowl: Champ Bailey, John Lynch, Rod Smith, Al Wilson. **AII-NFL:** Champ Bailey (1st team AP, Pro Football Weekly/PFWA, *The Sporting News*, USA Today), Matt Lepsis (Sports Illustrated), Tom Nalen (Sports Illustrated), Al Wilson (1st team AP, *The Sporting News*). **AII-AFC:** Champ Bailey (Pro Football Weekly/PFWA), Al Wilson (Pro Football Weekly/PFWA). **AII-Rookie:** Darrent Williams (Pro Football Weekly/PFWA, NFL.com). **Colorado Sports Hall of Fame Pro Athlete of the Year:** Champ Bailey.

2004

Pro Bowl: Champ Bailey, John Lynch. **AII-NFL:** Champ Bailey (1st team AP, *The Sporting News*, Pro Football Weekly), John Lynch (2nd team College & Pro Football Newsweekly). **AII-AFC:** Champ Bailey (Pro Football Weekly). **AII-Rookie:** D.J. Williams (Pro Football Weekly).

2003

Pro Bowl: Tom Nalen, Clinton Portis, Al Wilson. **AII-NFL:** Tom Nalen (1st team AP, Pro Football Weekly). **AII-AFC:** Tom Nalen (Pro Football Weekly). **NFL Alumni Offensive Lineman of the Year:** Tom Nalen.

2002

Pro Bowl: Trevor Pryce, Al Wilson (Wilson did not play in game due to injury). **AII-NFL:** Al Wilson (2nd team Football Digest). **NFL Offensive Rookie of the Year:** Clinton Portis (AP, Pro Football Weekly, Football Digest). **NFL Rookie of the Year:** Clinton Portis (Sports Illustrated/Dr. Z). **AII-Rookie:** Clinton Portis (Pro Football Weekly).

2001

Pro Bowl: Dwayne Carswell, Jason Elam, Ian Gold, Deltha O'Neal, Trevor Pryce, Rod Smith, Al Wilson (Pryce and Smith did not play in game due to injury). **AII-NFL:** Jason Elam (2nd team AP, College & Pro Football Newsweekly and Football News), Trevor Pryce (2nd team AP and College & Pro Football Newsweekly), Rod Smith (1st team Football Digest, 2nd team AP), Deltha O'Neal (2nd team College & Pro Football Newsweekly). **AII-AFC:** Jason Elam (Pro Football Weekly, Football News), Ian Gold (Pro Football Weekly), Deltha O'Neal (Pro Football Weekly), Trevor Pryce (Football News), Rod Smith (Pro Football Weekly). **NFL Alumni Special Teams Player of the Year:** Jason Elam.

2000

Pro Bowl: Brian Griese, Tom Nalen, Trevor Pryce, Rod Smith (Griese and Nalen did not play in game due to injury). **AII-NFL:** Howard Griffith (2nd team College & Pro Football Newsweekly and Football Digest), Ed McCaffrey (Sports Illustrated), Tom Nalen (AP, USA Today, Sports Illustrated, The Sporting News, Football Digest; 2nd team College & Pro Football Newsweekly), Trevor Pryce (2nd team College & Pro Football Newsweekly), Rod Smith (USA Today, College & Pro Football Newsweekly, Football Digest; 2nd team AP). **AII-AFC:** Tom Nalen (Pro Football Weekly, Football News), Trevor Pryce (Pro Football Weekly, Football News), Rod Smith (Pro Football Weekly, Football News). **NFL Offensive Rookie of the Year:** Mike Anderson (AP, Pro Football Weekly, Football Digest). **NFL Rookie of the Year:** Mike Anderson (USA Today). **AII-Rookie:** Mike Anderson (Pro Football Weekly, Football News, Football Digest), Deltha O'Neal (punt returner—Football News).

1999

Pro Bowl: Tom Nalen, Trevor Pryce, Detron Smith (Nalen did not play in game due to injury). **AII-NFL:** Trevor Pryce (AP, Sports Illustrated, College & Pro Football Newsweekly, 2nd team Football Digest), Tom Nalen (The Sporting News, Football Digest, 2nd team AP). **AII-AFC:** Trevor Pryce (Pro Football Weekly), Detron Smith (special teams; Pro Football Weekly). **AII-Rookie:** Olandis Gary (Pro Football Weekly, College & Pro Football Newsweekly, Football News, Football Digest), Chris Watson (kick returner; College & Pro Football Newsweekly).

1998

Pro Bowl: Steve Atwater, Terrell Davis, Jason Elam, John Elway, Tony Jones, Ed McCaffrey, Tom Nalen, Bill Romanowski, Mark Schlereth, Shannon Sharpe (Davis and Sharpe did not play in game due to injury). **AII-NFL:** Terrell Davis (AP, Sports Illustrated, The Sporting News, USA Today, Pro Football Weekly, College & Pro Football Newsweekly, Football Digest), Jason Elam (2nd team AP, College & Pro Football Newsweekly, Football Digest), Howard Griffith (2nd team Football Digest), Ed McCaffrey (2nd team AP), Tom Nalen (USA Today), Mark Schlereth (2nd team College & Pro Football Newsweekly), Shannon Sharpe (AP, The Sporting News, USA Today, Pro Football Weekly, College & Pro Football Newsweekly, Football Digest), Rod Smith (2nd team College & Pro Football Newsweekly). **AII-AFC:** Terrell Davis (Pro Football Weekly, Football News), Jason Elam (Pro Football Weekly, Football News), Vaughn Hebronn (kick returner—Pro Football Weekly), Ed McCaffrey (Football News), Shannon Sharpe (Pro Football Weekly, Football News). **AII-Rookie:** Eric Brown (Football News, Football Digest, College & Pro Football Newsweekly). **Super Bowl XXXIII Most Valuable Player (Pete Rozelle Trophy):** John Elway. **NFL Most Valuable Player:** Terrell Davis (AP, Pro Football Weekly, Pro Football Writers of America). **NFL Player of the Year:** Terrell Davis (The Sporting News, Football Digest, NFL Films). **NFL Offensive Player of the Year:** Terrell Davis (AP, College & Pro Football Newsweekly). **AFC Player of the Year:** Terrell Davis (Football News). **AFC Offensive Player of the Year:** Terrell Davis (Kansas City 101 Club). **San Diego Hall of Champions Professional Star of the Year:** Terrell Davis. **Colorado Sports Hall of Fame Inductee:** John Elway (Class of 1999). **Colorado Sports Hall of Fame Professional Athlete of the Year:** Terrell Davis. **ESPY Award for Pro Football Performer of the Year:** Terrell Davis.

1997

Pro Bowl: Terrell Davis, John Elway, Tom Nalen, Shannon Sharpe, Neil Smith (Elway did not play in game due to injury). **AII-NFL:** Terrell Davis (AP, Sports Illustrated, The Sporting News, USA Today, Pro Football Weekly, College & Pro Football Newsweekly, Football News, Football Digest), John Elway (College & Pro Football Newsweekly 2nd team), Darrien Gordon (1st team punt returner—Sports Illustrated, The Sporting News, USA Today, Pro Football Weekly; 2nd team punt returner—Football Digest, College & Pro Football Newsweekly), John Mobley (1st team AP, The Sporting News, Pro Football Weekly, Football Digest; 2nd team College & Pro Football Newsweekly), Tom Nalen (2nd team College & Pro Football Newsweekly), Mark Schlereth (Sports Illustrated), Shannon Sharpe (AP, The Sporting News, USA Today, Pro Football Weekly, College & Pro Football Newsweekly 1st team; Football Digest 2nd team). **AII-AFC:** John Elway (Pro Football Weekly, Football News), Darrien Gordon (punt returner—Pro Football Weekly, Football News), John Mobley (Pro Football Weekly), Shannon Sharpe (Pro Football Weekly). **Super Bowl XXXII Most Valuable Player (Pete Rozelle Trophy):** Terrell Davis. **AFC Player of the Year:** Terrell Davis (Football News, Touchdown Club of Columbus). **AFC Offensive Player of the Year:** Terrell Davis (Kansas City 101 Club). **San Diego Hall of Champions Professional Star of the Year:** Terrell Davis. **Colorado Sports Hall of Fame King of the Hill Award:** Terrell Davis. **ESPY Award for Best Performance Under Pressure:** Terrell Davis.

1996

Pro Bowl: Steve Atwater, Tyrone Braxton, Terrell Davis, John Elway, Michael Dean Perry, Bill Romanowski, Shannon Sharpe, Alfred Williams, Gary Zimmerman (Atwater, Elway and Zimmerman did not play in game due to injury). **AII-NFL:** Steve Atwater (AP 2nd team), Terrell Davis (AP, Sports Illustrated, The Sporting News, USA Today, Pro Football Weekly, Football News, College & Pro Football Newsweekly), John Elway (AP 2nd team, College & Pro Football Newsweekly 2nd team, Football Digest 2nd team), Bill Romanowski (College & Pro Football Newsweekly 2nd team), Shannon Sharpe (AP, Sports Illustrated, The Sporting News, Pro Football Weekly, Football Digest, College & Pro Football Newsweekly), Alfred Williams (AP, The Sporting News, Pro Football Weekly, Football Digest, College & Pro Football Newsweekly 2nd team), Gary Zimmerman (AP, Sports Illustrated, The Sporting News, Pro Football Weekly, Football Digest, College & Pro Football Newsweekly). **AII-AFC:** Steve Atwater (UPI, Pro Football Weekly), Tyrone Braxton (Football News, UPI 2nd team), Terrell Davis (UPI, Football News), John Elway (UPI, Pro Football Weekly, Football News), Michael Dean Perry (UPI 2nd team), Bill Romanowski (UPI 2nd team), Shannon Sharpe (UPI, Football News), Alfred Williams (UPI, Football News), Gary Zimmerman (UPI, Football News). **NFL AII-Rookie Team:** John Mobley (Pro Football Weekly, Football News, College & Pro Football Newsweekly). **NFL Most Valuable Player:** Terrell Davis (Sports Illustrated). **NFL Offensive Player of the Year:** Terrell Davis (AP). **AFC Player of the Year:** John Elway (Football News, Touchdown Club of Columbus). **AFC Most Valuable Player:** John Elway (NFLPA). **AFC Offensive Player of the Year:** Terrell Davis (UPI), John Elway (Kansas City 101 Club). **NFL Coach of the Year:** Mike Shanahan (Touchdown Club of Columbus). **AFC Coach of the Year:** Mike Shanahan (Kansas City 101 Club).

1995

Pro Bowl: Steve Atwater, Jason Elam, Glyn Milburn, Anthony Miller, Shannon Sharpe, Gary Zimmerman (Zimmerman did not play in game due to injury). **AII-NFL:** Steve Atwater (College & Pro Football Newsweekly 2nd team), Jason Elam (AP 2nd team, College & Pro Football Newsweekly 2nd team, Football Digest 2nd team), Glyn Milburn (AP 2nd team, Sporting News 1st team, College & Pro Football Newsweekly 2nd team, Football Digest 1st team), Shannon Sharpe (AP 2nd team), Gary Zimmerman (AP 2nd team, Football Digest 1st team). **AII-AFC:** Steve Atwater (UPI 1st team), Terrell Davis (UPI 2nd team), Jason Elam (UPI 1st team), Glyn Milburn (Football News 1st team), Michael Dean Perry (UPI 2nd team), Shannon Sharpe (UPI 2nd team), Gary Zimmerman (Football News 1st team, UPI 1st team). **NFL AII-Rookie Team:** Terrell Davis (College & Pro Football Newsweekly, Football News, Pro Football Weekly). **NFL Rookie of the Year:** Terrell Davis (Football Digest). **Earl Hartman Awards (Broncos Most Valuable Players):** Terrell Davis (offense), Steve Atwater (defense), Glyn Milburn (special teams). **Bob Peck Award (Most Inspirational Player):** Michael Dean Perry. **Bob Martin Award (For cooperation with local media):** Lionel Washington.

1994

Pro Bowl: Steve Atwater, John Elway, Shannon Sharpe, Gary Zimmerman (Sharpe did not play in game). **AII-NFL:** Shannon Sharpe (College & Pro Football Newsweekly 2nd team, Football Digest 2nd team). **AII-AFC:** Tom Rouen (UPI 2nd team), Shannon Sharpe (UPI 2nd team), Gary Zimmerman (UPI 2nd team). **Earl Hartman Awards (Broncos Most Valuable Players):** John Elway (offense), Steve Atwater (defense), Ray Jacobs (special teams). **Bob Peck Award (Most Inspirational Player):** Shannon Sharpe. **Bob Martin Award (For cooperation with local media):** Shannon Sharpe.

1993

Pro Bowl: Steve Atwater, John Elway, Karl Mecklenburg, Shannon Sharpe, Dennis Smith. **AII-NFL:** John Elway (AP 2nd team, College & Pro Football Newsweekly 2nd team, Football Digest 2nd team), Simon Fletcher (Football Digest 2nd team), Shannon Sharpe (AP, Pro Football Weekly/Pro Football Writers of America, The Sporting News, Sports Illustrated, College & Pro Football Newsweekly, Football Digest), Dennis Smith (College & Pro Football Newsweekly 2nd team), Gary Zimmerman (AP 2nd team, College & Pro Football Newsweekly 2nd team). **AII-AFC:** Steve Atwater (UPI, Football News), John Elway (UPI, Football News), Shannon Sharpe (UPI, Football News). **NFL AII-Rookie:** Jason Elam (Pro Football Weekly/Pro Football Writers of America, Football News, College & Pro Football Newsweekly, Football Digest). **AFC Most Valuable Player:** John Elway (NFL Players Association). **AFC Player of the Year:** John Elway (Football News). **AFC Offensive Player of the Year:** John Elway (UPI, Kansas City 101 Club). **Rookie Coach of the Year:** Wade Phillips (College & Pro Football Newsweekly). **Earl Hartman Awards (Broncos Most Valuable Players):** John Elway (offense), Simon Fletcher (offense), Reggie Rivers (special teams). **Bob Peck Award (Most Inspirational Player):** Dennis Smith. **Bob Martin Award (For cooperation with local media):** Tyrone Braxton.

1992

Pro Bowl: Steve Atwater, Michael Brooks, Shannon Sharpe. **AII-NFL:** Steve Atwater (AP, Pro Football Weekly/Pro Football Writers of America, The Sporting News, Football Digest, NEA), Michael Brooks (Sports Illustrated, College and Pro Football Newsweekly 2nd team), Greg Kragen (AP 2nd team, College and Pro Football Newsweekly 2nd team). **AII-AFC:** Steve Atwater (Football News). **NFL AII-Rookie:** Russell Freeman (Football News, College and Pro Football Newsweekly), Arthur Marshall (Pro Football Weekly/Pro Football Writers of America, Football News, College and Pro Football Newsweekly). **Colorado Sports Hall of Fame Pro Athlete of the Year:** Michael Brooks. **Earl Hartman Awards (Broncos Most Valuable Players):** John Elway (offense), Simon Fletcher (defense), Keith Traylor (special teams). **Bob Peck Award (Most Inspirational Player):** Dennis Smith. **Bob Martin Award (For cooperation with local media):** Reggie Rivers.

1991

Pro Bowl: Steve Atwater, John Elway, Gaston Green, Karl Mecklenburg, Dennis Smith. **AII-NFL:** Steve Atwater (AP, Pro Football Weekly, College and Pro Football Newsweekly 2nd-team), Greg Kragen (Sports Illustrated). **AII-AFC:** Steve Atwater (Football News, Pro Football Weekly). **AFC Coach of the Year:** Dan Reeves (Football News, Kansas City 101 Club). **NFL Rookie of the Year:** Mike Croel (Bert Bell Award-World Almanac, Pro Football Weekly, Washington Touchdown Club, Pro-Set). **NFL Defensive Rookie of the Year:** Mike Croel (AP, College and Pro Football Newsweekly). **NFL AII-Rookie:** Mike Croel (Football News, Pro Football Weekly, College and Pro Football Newsweekly, Football Digest), Reggie Johnson (Pro Football Digest), Keith Traylor (Pro Football Weekly, Football Digest). **Earl Hartman Award Winners (Broncos Most Valuable Players):** John Elway (offense), Dennis Smith (defense), Alton Montgomery (special teams). **Bob Peck Memorial Award (Most Inspirational Player):** Kenny Walker. **Bob Martin Award (For cooperation with local media):** Greg Kragen.

1990

Pro Bowl: Steve Atwater, Bobby Humphrey, Dennis Smith. **AII-NFL:** Steve Atwater (College and Pro Football Newsweekly-second team), Mike Horan (College and Pro Football Newsweekly-second team). **AII-AFC:** Steve Atwater (UPI, Football News), Mike Horan (UPI-second team, Football News). **Earl Hartman Award (Broncos Most Valuable Players):** Bobby Humphrey (offense), Steve Atwater (defense), Kevin Clark (special teams). **Bob Peck Memorial Award (Most Inspirational Player):** Keith Kartz. **Bob Martin Award (for cooperation with media):** Mark Jackson.

1989

Pro Bowl: John Elway, Greg Kragen, Karl Mecklenburg, Dennis Smith, David Treadwell. **AII-NFL:** Mike Horan (College and Pro Football Newsweekly 2nd team), Karl Mecklenburg (AP, Pro Football Weekly, Sports Illustrated, NEA-World Almanac, Football Digest), Dennis Smith (AP 2nd team). **AII-AFC:** Greg Kragen (Pro Football Weekly), Karl Mecklenburg (UPI, Pro Football Weekly, Football News), Dennis Smith (Pro Football Weekly, UPI 2nd team), David Treadwell (UPI, Pro Football Weekly, Football News). **NFL Rookie of the Year:** Bobby Humphrey (Touchdown Club of Washington, D.C.). **NFL Offensive Rookie of the Year:** Bobby Humphrey (NFL Players Association). **NFL Defensive Rookie of the Year:** Steve Atwater (Football Digest). **AFC Offensive Rookie of the Year:** Bobby Humphrey (Mackey Award). **NFL AII-Rookie:** Steve Atwater (UPI, Pro Football Weekly, PFWA, College and Pro Football Newsweekly, Football Digest), Bobby Humphrey (UPI, Pro Football Weekly, PFWA, College and Pro Football Newsweekly), David Treadwell (Football Digest), Doug Willard (College and Pro Football Newsweekly, Football Digest). **Colorado Sports Hall of Fame Pro Athlete of the Year:** Bobby Humphrey. **Earl Hartman Award Winners (Broncos Most Valuable Players):** Bobby Humphrey (offense), Dennis Smith (defense), David Treadwell (special teams). **Bob Peck Memorial Award (Most Inspirational Player):** Marc Munford.

1988

Pro Bowl: Mike Horan. **AII-NFL:** Mike Horan (AP, PFWA, The Sporting News, College and Pro Football Newsweekly, Sports Illustrated, World Almanac 2nd team). **AII-AFC:** Mike Horan (UPI, Football News). **NFL AII-Rookie:** Gerald Perry (UPI, Football Digest). **Earl Hartman Award Winners (Broncos Most Valuable Players):** John Elway and Sammy Winder (offense), Simon Fletcher (defense), Ken Bell (special teams). **Bob Peck Memorial Award (Most Inspirational Player):** Keith Bishop and Billy Bryan.

1987

Pro Bowl: Keith Bishop, John Elway, Karl Mecklenburg. **AII-NFL:** Keith Bishop (Sports Illustrated, NEA-second team), John Elway (The Sporting News, NEA, AP-second team), Karl Mecklenburg (NEA, AP-second team). **AII-AFC:** Keith Bishop (UPI-second team), John Elway (UPI, Pro Football Weekly, Football News), Rulon Jones (UPI-second team), Karl Mecklenburg (UPI, Pro Football Weekly, Football News). **NFL Most Valuable Player:** John Elway (AP). **AFC Most Valuable Player:** John Elway (NFLPA). **AFC Player of the Year:** John Elway (Football News). **AFC Offensive Player of the Year:** John Elway (UPI, Kansas City 101 Club). **NFL AII Rookie:** Ricky Nattiel (UPI, College and Pro Football Newsweekly, Football Digest, PFWA, Pro Football Weekly). **Earl Hartman Award Winners (Broncos Most Valuable Players):** John Elway (offense), Karl Mecklenburg (defense), Ken Bell (special teams). **Bob Peck Memorial Award (Most inspirational Player):** Keith Bishop.

1986

Pro Bowl: Keith Bishop, John Elway, Rulon Jones, Karl Mecklenburg, Dennis Smith, Sammy Winder. **AII-NFL:** John Elway (AP-honorable mention), Keith Bishop (AP-honorable mention), Mike Harden (AP-honorable mention), Rulon Jones (AP, Pro Football Weekly, Sports Illustrated, PFWA, The Sporting News, Football News, Football Digest, NEA-second team), Karl Mecklenburg (AP, Pro Football Weekly, Sports Illustrated, PFWA, The Sporting News, Football News, Football Digest, NEA), Dennis Smith (AP-honorable mention, Football News second team, NEA). **AII-AFC:** Keith Bishop (UPI-second team, Football News), John Elway (UPI-second team), Rulon Jones (UPI, Pro Football Weekly, Football News), Karl Mecklenburg (UPI, Pro Football Weekly, Football News), Dennis Smith (Pro Football Weekly), Gerald Willhite (UPI-second team). **AFC Defensive Player of the Year:** Rulon Jones (UPI). **AFC Player of the Year:** Karl Mecklenburg (Football News). **Colorado Sports Hall of Fame King of the Hill Award:** John Elway. **Seattle Gold Helmet Award (Professional Football Player of the Year):** John Elway. **Earl Hartman Award Winners (Broncos Most Valuable Players):** John Elway (offense), Mike Harden (defense), Darren Comeaux (special teams). **Bob Peck Memorial Award (Most Inspirational Player):** Tom Jackson.

1985

Pro Bowl: Rulon Jones, Karl Mecklenburg, Dennis Smith, Louis Wright. **AII-NFL:** John Elway (AP-honorable mention), Rulon Jones (AP-2nd team, The Sporting News, Sports Illustrated), Karl Mecklenburg (AP, Sports Illustrated, PFWA, The Football News, NEA), Dennis Smith (AP-honorable mention), Louis Wright (AP honorable mention). **AII-AFC:** Rulon Jones (UPI), Karl Mecklenburg (UPI), Dennis Smith (UPI-2nd team), Louis Wright (UPI). **Earl Hartman Award Winners (Broncos Most Valuable Players):** John Elway (offense), Rulon Jones (defense), Daniel Hunter (special teams). **Bob Peck Memorial Award (Most Inspirational Player):** Tom Jackson.

1984

Pro Bowl: Sammy Winder. **AII-NFL:** Tom Jackson (CPFW-2nd team), Dennis Smith (Pro Football Weekly, CPFW-2nd team), Louis Wright (The Sporting News, Sports Illustrated, Pro Football Weekly, NEA-2nd team, CPFW-2nd team). **AII-AFC:** Tom Jackson (Pro Football Weekly, UPI 2nd team), Dennis Smith (Pro Football Weekly, UPI-2nd team), Sammy Winder (UPI-2nd team), Louis Wright (Pro Football Weekly, UPI-2nd team). **AII-Rookie:** Winford Hood (UPI), Clarence Kay (PFWA, Pro Football Weekly). **Colorado Sports Hall of Fame Pro Athlete of the Year:** Tom Jackson. **Earl Hartman Award Winners (Broncos Most Valuable Players):** Steve Watson (offense), Louis Wright (defense), Ken Woodard (special teams). **Bob Peck Memorial Award (Most Inspirational Player):** Tom Jackson. **NFL Coach of the Year:** Dan Reeves (NFL-Sports Illustrated, Pro Football Weekly, College and Pro Football Newsweekly, AFC-Kansas City 101 Club, Football News).

1983

Pro Bowl: Randy Gradishar, Louis Wright (DNP). **AII-NFL:** Randy Gradishar (AP-2nd team), Louis Wright (NEA, CPFN-2nd team). **AII-AFC:** Randy Gradishar (UPI-2nd team). **Earl Hartman Award Winners (Broncos Most Valuable Players):** Steve Watson (offense), Randy Gradishar (defense), Ken Woodard (special teams). **Bob Peck Memorial Award (Most Inspirational Player):** Tom Jackson.

1982

Pro Bowl: Randy Gradishar, Luke Prestridge, Rick Upchurch. **AII-NFL:** Randy Gradishar (Football Digest), Luke Prestridge (AP, Football Digest), Rick Upchurch (AP, Football Digest). **AII-AFC:** Randy Gradishar (UPI), Luke Prestridge (UPI). **Earl Hartman Award Winners (Broncos Most Valuable Players):** Billy Bryan (offense), Louis Wright (defense), Rick Upchurch and Bob Lytle (special teams). **Bob Peck Memorial Award (Most Inspirational Player):** Tom Jackson.

1981

Pro Bowl: Randy Gradishar, Bob Swenson, Bill Thompson, Steve Watson. **AII-NFL:** Randy Gradishar (AP 2nd team, NEA-2nd team, Pro Football Weekly, The Sporting News), Bob Swenson (AP, NEA, The Sporting News). **AII-AFC:** Randy Gradishar (UPI), Bill Thompson (UPI), Steve Watson (UPI), Bob Swenson (UPI-2nd team), Louis Wright (UPI-2nd team). **Earl Hartman Award Winners (Broncos Most Valuable Players):** Steve Watson (offense), Bob Swenson (defense), Jim Ryan (special teams). **Bob Peck Memorial Award (Most Inspirational Player):** Tom Jackson.

1980

AII-NFL: Randy Gradishar (The Sporting News), Fred Steinfort (Pro Football Weekly, The Sporting News). **AII-AFC:** Fred Steinfort (UPI). **Pro Football Weekly Golden Toe Award:** Fred Steinfort. **Earl Hartman Award Winners (Broncos Most Valuable Players):** Bill Bryan (offense), Randy Gradishar (defense), Fred Steinfort (special teams).

1979

Pro Bowl: Randy Gradishar, Tom Jackson, Rick Upchurch, Louis Wright. **AII-NFL:** Randy Gradishar (PFWA, Pro Football Weekly, AP-2nd team), Rick Upchurch (PFWA, Pro Football Weekly, AP-2nd team), Louis Wright (AP, NEA, PFWA, Pro Football Weekly). **AII-AFC:** Randy Gradishar (Pro Football Weekly, The Sporting News, UPI-2nd team), Bob Swenson (UPI-2nd team), Bill Thompson (UPI), Rick Upchurch (Pro Football Weekly), Louis Wright (UPI, Pro Football Weekly, The Sporting News). **Earl Hartman Award Winners (Broncos Most Valuable Players):** Craig Morton (offense), Bob Swenson (defense), Larry Canada (special teams).

1978

Pro Bowl: Lyle Alzado, Randy Gradishar, Tom Jackson, Riley Odoms, Bill Thompson, Rick Upchurch, Louis Wright. **AII-NFL:** Lyle Alzado (AP), Randy Gradishar (AP, PFWA, PFW, NEA), Tom Jackson (AP), Rick Upchurch (AP, PFWA, PFW), Louis Wright (AP, PFWA, PFW, NEA). **AII-AFC:** Lyle Alzado (UPI, PFW, TSN), Steve Foley (UPI), Randy Gradishar (UPI, PFW, TSN), Tom Jackson (UPI), Bill Thompson (UPI, PFW, TSN), Rick Upchurch (PFW), Louis Wright (UPI, PFW, TSN). **NFL Defensive Player of the Year:** Randy Gradishar (AP, PFW, NEA). **AFC Defensive Player of the Year:** Randy Gradishar (UPI, Kansas City 101 Club). **NFL Defensive Lineman of the Year:** Barney Chavous (*Pittsburgh Courier*). **Colorado Sports Hall of Fame Pro Athlete of the Year:** Randy Gradishar. **Earl Hartman Award Winners (Broncos Most Valuable Players):** Riley Odoms (offense), Randy Gradishar (defense), Maurice Harvey (special teams).

1977

Pro Bowl: Lyle Alzado, Randy Gradishar, Tom Jackson, Bill Thompson, Louis Wright. **AII-NFL:** Lyle Alzado (AP, UPI, PFW), Randy Gradishar (AP, UPI, PFW), Tom Jackson (AP, UPI, PFW), Bill Thompson (AP). **AII-AFC:** Louis Wright (PFW), Bill Thompson (PFW). **AFC Defensive Player of the Year:** Lyle Alzado (Kansas City 101 Club). **Colorado Sports Hall of Fame Pro Athlete of the Year:** Craig Morton. **Earl Hartman Award Winners (Broncos Most Valuable Players):** Craig Morton (offense), Tom Jackson (defense), Rick Upchurch (special teams). **NFL Coach of the Year:** Red Miller (AP, UPI, PFW, TSN, Football Digest, Washington Touchdown Club, Kansas City 101 Club, Columbus Touchdown Club).

1976

Pro Bowl: Otis Armstrong, Rick Upchurch. **AII-NFL:** KR Rick Upchurch (AP). **Earl Hartman Award Winners (Broncos Most Valuable Players):** Riley Odoms (offense), Tom Jackson (defense), Rick Upchurch (special teams).

1975

Pro Bowl: Randy Gradishar, Riley Odoms. **AII-Pro:** Riley Odoms (NEA-second team). **AII-AFC:** TE Riley Odoms (AP). **Earl Hartman Award Winners (Broncos Most Valuable Players):** Bobby Maples (offense), Lyle Alzado (defense), Jim Turner (special teams).

1974

Pro Bowl: Otis Armstrong, Riley Odoms. **AII-Pro:** Otis Armstrong, Riley Odoms. **Earl Hartman Award Winners (Broncos Most Valuable Players):** Otis Armstrong (offense), Tom Jackson (defense), Ken Criter (special teams).

1973

Pro Bowl: Floyd Little, Haven Moses, Riley Odoms, Paul Smith. **AII-Pro:** Riley Odoms (PFWA-second team, NEA-first team), Paul Smith (PFWA-second team, NEA-second team). **AII-AFC:** TE Riley Odoms (AP, UPI). **NFLPA Rookie of the Year:** Barney Chavous. **AII-Rookie:** Barney Chavous (AP, UPI). **Earl Hartman Award Winners (Broncos Most Valuable Players):** Charley Johnson (offense), Paul Smith (defense). **Colorado Sports Hall of Fame Pro Athlete of the Year:** Paul Smith. **AFC Coach of the Year:** John Ralston (AP, UPI, PFWA, Kansas City 101 Club).

1972

Pro Bowl: Paul Smith. **Colorado Sports Hall of Fame Pro Athlete of the Year:** Floyd Little.

1971

Pro Bowl: Rich Jackson, Floyd Little. **AII-Pro:** Floyd Little (PFWA-second team). **AII-AFC:** Floyd Little (AP, UPI).

1970

Pro Bowl: Rich Jackson, Floyd Little. **AII-Pro:** Rich Jackson (PFWA-first team), Floyd Little (PFWA-second team). **AII-AFC:** Rich Jackson (AP, UPI), Floyd Little (AP, UPI). **Colorado Sports Hall of Fame Pro Athlete of the Year:** Rich Jackson.

1969

AII-Pro: Rich Jackson (second team), Floyd Little (first team). **AII-AFL:** Rich Jackson (AP, UPI, NEA), Floyd Little (AP, UPI, NEA). **AFL AII-Star Game:** Dave Costa, Mike Current, Al Denson, George Goeddeke, Rich Jackson, Floyd Little.

1968

AII-AFL: Rich Jackson (AP, UPI). **AFL AII-Star Game:** Dave Costa, Rich Jackson, Floyd Little.

1967

AII-AFL: Al Denson (NEA). **AFL AII-Star Game:** Dave Costa, Al Denson, Larry Kaminski, Nemiah Wilson.

1966

AII-AFL (The Sporting News): Bob Scarpitto. **AFL AII-Star Game:** John Bramlett, Goose Gonsoulin, Bob Scarpitto, Jerry Sturm.

1965

AII-AFL (The Sporting News): Eldon Danenhauer, Cookie Gilchrist, Lionel Taylor. **AFL AII-Star Game:** Eldon Danenhauer, Cookie Gilchrist.

1964

AII-AFL (The Sporting News): Willie Brown. **AFL AII-Star Game:** Willie Brown, Jim Fraser, Goose Gonsoulin, Jerry Sturm.

1963

AII-AFL (The Sporting News): Goose Gonsoulin. **AFL AII-Star Game:** Goose Gonsoulin, Bud McFadin. **AFL Rookie of the Year:** Billy Joe (The Sporting News' Players' Poll).

1962

AII-AFL (The Sporting News): Eldon Danenhauer, Goose Gonsoulin, Bud McFadin, Bob Zeman. **AFL AII-Star Game:** Eldon Danenhauer, Jim Fraser, Goose Gonsoulin, Bud McFadin, Gene Mingo, Lionel Taylor, Frank Tripucka, Bob Zeman. **AFL Coach of the Year:** Jack Faulkner (AP, UPI).

1961

AII-AFL (The Sporting News): Bud McFadin, Lionel Taylor. **AFL AII-Star Game:** Ken Adamson, Goose Gonsoulin, Bud McFadin, Don Stone.

1960

AII-AFL (The Sporting News): Goose Gonsoulin, Bud McFadin, Lionel Taylor.

BRONCOS IN THE PRO BOWL (1970-2017)

(Please see year-by-year Broncos Pro Bowlers and AFL All-Star Game participants beginning on page 353) **Current players in bold**

PLAYER	PRO BOWLS AS A BRONCO	SEASON(S) SELECTED	PLAYER	PRO BOWLS AS A BRONCO	SEASON(S) SELECTED
Lyle Alzado	2	1977-78	Glyn Milburn	1	1995
C.J. Anderson	1	2014	Anthony Miller	1	1995
Otis Armstrong	2	1974, '76	Von Miller	6	2011-12, '14-17
Steve Atwater	8	1990-96, '98	Haven Moses	1	1973
Champ Bailey	8	2004-07, '09-12	Tom Nalen	5	1997-2000, '03
Zane Beadles	1	2012	Riley Odums	4	1973-75, '78
Keith Bishop	2	1986-87	Deltha O'Neal	1	2001
Tyrone Braxton	1	1996	Michael Dean Perry	1	1996
Michael Brooks	1	1992	Clinton Portis	1	2003
Dwayne Carswell	1	2001	Matt Prater	1	2013
Ryan Clady	4	2009, '11-12, '14	Luke Prestridge	1	1982
Jay Cutler	1	2008	Trevor Pryce	4	1999-2002
Terrell Davis	3	1996-98	Bill Romanowski	2	1996, '98
Brian Dawkins	2	2009, '11	Emmanuel Sanders	2	2014, '16
Elvis Dumervil	3	2009, '11-12	Mark Schlereth	1	1998
Jason Elam	3	1995, '98, 2001	Shannon Sharpe	7	1992-98
John Elway	9	1986, '87, '89, '91, 1993-94, '96-98	Dennis Smith	6	1985-86, '89-91, '93
Ian Gold	1	2001	Detron Smith	1	1999
Randy Gradishar	7	1975, '77-79, 1981-83	Rod Smith	3	2000-01, '05
Gaston Green	1	1991	Neil Smith	1	1997
Brian Griese	1	2000	Paul Smith	2	1972-73
Chris Harris Jr.	3	2014-16	Darian Stewart	1	2016
Mike Horan	1	1988	Bob Swenson	1	1981
Bobby Humphrey	1	1990	Aqib Talib	4	2014-17
Rich Jackson	2	1970-71	Demaryius Thomas	5	2012-16
Tom Jackson	3	1977-79	Julius Thomas	2	2013-14
Tony Jones	1	1998	Billy Thompson	3	1977-78, '81
Rulon Jones	2	1985-86	David Treadwell	1	1989
Greg Kragen	1	1989	Rick Upchurch	4	1976, '78-79, '82
Floyd Little	3	1970-71, '73	Louis Vasquez	1	2013
Brandon Lloyd	1	2010	T.J. Ward	2	2014-15
John Lynch	4	2004-07	DeMarcus Ware	2	2014-15
Peyton Manning	3	2012-14	Steve Watson	1	1981
Brandon Marshall	2	2008-09	Casey Wiegmann	1	2008
Ed McCaffrey	1	1998	Alfred Williams	1	1996
Willis McGahee	1	2011	Al Wilson	5	2001-03, '05-06
Karl Mecklenburg	6	1985-87, '89, '91, '93	Sammy Winder	2	1984, '86
			Louis Wright	5	1977-79, '83, '85
			Gary Zimmerman	3	1994-96

BRONCOS IN THE AFL ALL-STAR GAME (1960-69)

PLAYER	ALL-STAR SEL. AS A BRONCO	SEASON(S) SELECTED	PLAYER	ALL-STAR SEL. AS A BRONCO	SEASON(S) SELECTED
Ken Adamson	1	1961	Larry Kaminski	1	1967
John Bramlett	1	1966	Floyd Little	2	1968-69
Willie Brown	1	1964	Bud McFadin	3	1961-63
Dave Costa	3	1967-69	Gene Mingo	1	1962
Mike Current	1	1969	Bob Scarpitto	1	1966
Eldon Danenhauer	2	1962, '65	Don Stone	1	1961
Al Denson	2	1967, '69	Jerry Sturm	2	1964, '66
Jim Fraser	2	1962, '64	Lionel Taylor	1	1962
Cookie Gilchrist	1	1965	Frank Tripucka	1	1962
George Goeddeke	1	1969	Nemiah Wilson	1	1967
Goose Gosoulin	5	1961-64, '66	Bob Zeman	1	1962
Rich Jackson	2	1968-69			

BRONCOS ALL-TIME NFL HONORS

NFL MOST VALUABLE PLAYER (AP)

2013	QB Peyton Manning	(16 starts / 450-659, 68.3%, 5,477 yds., 55 TDs, 10 INTs / 115.1 rtg.)
1998	RB Terrell Davis	(16 starts / 392 att., 2,008 yds., 5.1 avg., 21 TDs / 25 rec., 217 yds., 8.7 avg., 2 TDs)
1987	QB John Elway	(12 starts / 224-410, 54.6%, 3,198 yds., 19 TDs, 12 INTs / 66 att., 304 yds., 4.6 avg., 4 TDs)

SUPER BOWL MOST VALUABLE PLAYER

50	LB Von Miller	(6 tackles, 5 solo, 2.5 sacks, 27 yds., 2 FF, 1 PD)
XXXIII	QB John Elway	(18-29, 62.1%, 336 yds., 1 TD, 1 INT, 99.2 rtg.)
XXXII	RB Terrell Davis	(30 att., 157 yds., 5.2 avg., 3 TD / 2 rec., 8 yds.)

NFL OFFENSIVE PLAYER OF THE YEAR (AP)

1998	RB Terrell Davis	(16 starts / 392 att., 2,008 yds., 5.1 avg., 21 TDs / 25 rec., 217 yds., 8.7 avg., 2 TDs)
1996	RB Terrell Davis	(16 starts / 345 att., 1,538 yds., 4.5 avg., 13 TDs / 36 rec., 310 yds., 8.6 avg., 2 TDs)

NFL DEFENSIVE PLAYER OF THE YEAR (AP)

1978	LB Randy Gradishar	(16 starts / 286 tackles, incl. 190 solo, 4 INTs, 2 FF, 1 returned for a TD)
------	--------------------	--

BRONCOS ALL-TIME NFL HONORS, CONT.

NFL OFFENSIVE ROOKIE OF THE YEAR (AP)

2002	RB Clinton Portis	(16 gms., 12 starts / 273 att., 1508 yds., 5.5 avg., 15 TDs / 33 rec., 364 yds., 11.0 avg., 2 TDs)
2000	RB Mike Anderson	(16 gms., 12 starts / 297 att., 1487 yds., 5.0 avg., 15 TDs / 23 rec., 169 yds., 7.3 avg.)

NFL DEFENSIVE ROOKIE OF THE YEAR (AP)

2011	LB Von Miller	(15 gms., 15 starts / 64 tackles, incl. 50 solo, 11.5 sacks, -77 yds., 2 FF, 4 PD)
1991	LB Mike Croel	(13 gms., 10 starts / 84 tackles, incl. 55 solo, 10 sacks, -65 yds., 4 FF, 2 PD)

AFC OFFENSIVE PLAYER OF THE MONTH

(14 Total Winners—Award Initiated by NFL in 1986)

2013	QB Peyton Manning	December	(145-214, 67.8%, 1,755 yds., 19 TDs, 3 INTs, 116.5 rtg.)
2013	QB Peyton Manning	September	(117-156, 75.0%, 1,470 yds., 16 TDs, 0 INTs, 138.0 rtg.)
2012	QB Peyton Manning	December	(123-174, 70.7%, 1,399 yds., 11 TDs, 3 INTs, 108.4 rtg.)
2012	QB Peyton Manning	October	(77-104, 74.0%, 951 yds., 9 TDs, 1 INT, 126.7 rtg.)
2008	QB Jay Cutler	September	(102-157, 65.0%, 1,275 yds., 9 TDs, 4 INTs, 98.6 rtg.)
2001	QB Brian Griese	September	(60-93, 64.5%, 763 yds., 7 TDs, 2 INTs, 106.2 rtg.)
2000	RB Mike Anderson	December	(104 att., 516 yds., 5.0 avg., 8 TDs / 4 rec., 34 yds., 8.5 avg.)
2000	WR Rod Smith	November	(26 rec., 479 yds., 18.4 avg., 1 TD / 3 rush, 78 yds., 26 avg., 1 TD)
1998	RB Terrell Davis	October	(81 att., 512 yds., 6.3 avg., 6 TDs / 5 rec., 76 yds., 15.2 avg.)
1998	RB Terrell Davis	September	(94 att., 489 yds., 5.2 avg., 6 TDs / 4 rec., 22 yds., 5.5 avg.)
1997	QB John Elway	November	(94-149, 61.7%, 1,231 yds., 8 TDs, 0 INTs / 23 att., 60 yds., 2.6 avg.)
1997	RB Terrell Davis	September	(118 att., 605 yds., 5.1 avg., 4 TDs / 6 rec., 31 yds., 5.2 avg.)
1996	QB John Elway	October	(73-111, 65.8%, 935 yds., 10 TDs, 3 INTs / 18 att., 110 yds., 6.1 avg., 1 TD)
1996	RB Terrell Davis	September	(112 att., 573 yds., 5.1 avg., 4 TDs / 10 rec., 83 yds., 8.3 avg.)

AFC DEFENSIVE PLAYER OF THE MONTH

(11 Total Winners—Award Initiated by NFL in 1986)

2016	LB Von Miller	September	(5 sacks, -31 yds., 12 tackles, 1 PD, 1 FF)
2015	LB DeMarcus Ware	September	(3.5 sacks, -22.5 yds., 10 tackles)
2014	LB Von Miller	October	(7 sacks, -48.5 yds., 14 tackles, 1 PD)
2012	LB Von Miller	November	(8 sacks, -54 yds., 20 tackles, 3 FF)
2006	CB Champ Bailey	October	(3 INTs, 21 tackles, 9 PBUs)
2005	CB Champ Bailey	November	(3 INTs, 1 TD on INT return, 20 tackles, 5 PBUs)
2001	CB Deltia O'Neal	October	(6 INTs, 17 tackles)
1991	LB Simon Fletcher	December	(5 sacks, -39 yds., 15 tackles)
1989	LB Karl Mecklenburg	November	(4.5 sacks, -40 yds., 18 tackles)
1989	S Dennis Smith	October	(2 INTs, 22 tackles, 2 FF, 1 FR)
1986	DE Ron Jones	October	(8.5 sacks, -142 yds., 33 tackles)

AFC SPECIAL TEAMS PLAYER OF THE MONTH

(9 Total Winners—Award Initiated by NFL in 1993)

2015	K Brandon McManus	October	(10-11 FGs, 5-5 PATs, 35 pts.)
2014	K Connor Barth	December	(10-11 FGs, 13-13 PATs, 43 pts.)
2013	PR/KR Trindon Holliday	September	(13 punt returns, 191 yds., 14.7 avg., 1 TD / 3 kick returns, 139 yds., 46.3 avg., 1 TD)
2011	K Matt Prater	Dec./Jan.	(6-7 FGs, 8-8 PATs, 26 pts., 11 touchbacks)
2009	PR/KR Eddie Royal	October	(8 punt returns, 134 yds., 16.8 avg., 1 TD / 5 kick returns, 158 yds., 31.6 avg., 1 TD)
2009	K Matt Prater	September	(7-9 FGs, 5-5 PATs, 26 pts., 7 touchbacks)
2005	P Todd Sauerbrun	October	(18-28 punts downed inside 20, 45.3 gross avg., 39.1 net avg.)
2004	KR Reuben Droughns	September	(8 kick returns, 244 yds., 30.5 avg.)
2001	K Jason Elam	November	(11-12 FGs, 5-5 PATs, 38 pts.)

NFL OFFENSIVE ROOKIE OF THE MONTH

2002	RB Clinton Portis	October	(79 att., 358 yds., 4.5 avg., 3 TDs / 11 rec., 98 yds., 8.9 avg., 1 TD)
2000	RB Mike Anderson	December	(104 att., 516 yds., 5.0 avg., 8 TDs / 4 rec., 34 yds., 8.5 avg.)
2000	RB Mike Anderson	September	(85 att., 403 yds., 4.7 avg., 3 TDs / 5 rec., 39 yds., 7.8 avg.)

NFL DEFENSIVE ROOKIE OF THE MONTH

2011	LB Von Miller	November	(31 tackles, 4.5 sacks and 2 PD)
2004	LB D.J. Williams	December	(40 tackles, 1 sack, 1 INT., 1 FF, and 4 PD)

AFC OFFENSIVE PLAYER OF THE WEEK

(61 Total Winners—Award Initiated by NFL in 1984)

2016	QB Trevor Siemian	Week 3	at Cincinnati	(23-35, 65.7%, 312 yds., 4 TDs, 132.1 rtg.)
2015	RB Ronnie Hillman	Week 17	vs. San Diego	(15 att., 117 yds., 7.8 avg., 1 TD / 2 rec., 10 yds., 5.0 avg.)
2015	RB C.J. Anderson	Week 12	vs. New England	(15 att., 113 yds., 7.5 avg., 2 TDs / 4 rec., 40 yds., 10.0 avg.)
2015	QB Brock Osweiler	Week 11	at Chicago	(20-27, 74.1%, 250 yds., 2 TDs, 127.1 rtg.)
2014	RB C.J. Anderson	Week 17	vs. Oakland	(13 att., 87 yds., 6.7 avg., 3 TDs / 2 rec., 20 yds., 10.0 avg.)
2014	QB Peyton Manning	Week 7	vs. San Francisco	(22-26, 84.6%, 318 yds., 4 TDs, 157.2 rtg.)
2014	WR Demaryius Thomas	Week 5	vs. Arizona	(18 rec., 226 yds., 12.3 avg., 2 TDs *Broncos rec.)
2014	TE Julius Thomas	Week 1	vs. Indianapolis	(7 rec., 104 yds., 14.9 avg., 3 TDs)
2013	QB Peyton Manning	Week 16	at Houston	(32-51, 62.7%, 400 yds., 4 TDs, 113.2 rtg.)
2013	WR Eric Decker	Week 13	at Kansas City	(8 rec., 174 yds., 21.8 avg., 4 TDs)
2013	WR Demaryius Thomas	Week 10	at San Diego	(7 rec., 108 yds., 15.4 avg., 3 TDs)
2013	QB Peyton Manning	Week 3	vs. Oakland	(32-37, 86.5%, 374 yds., 3 TDs, 135.8 rtg.)
2013	QB Peyton Manning	Week 1	vs. Baltimore	(27-42, 64.3%, 462 yds., 7 TDs, 141.1 rtg.)
2012	QB Peyton Manning	Week 17	vs. Kansas City	(23-29, 79.3%, 304 yds., 3 TDs, 144.8 rtg.)
2012	RB Knowshon Moreno	Week 15	at Baltimore	(22 att., 118 yds., 5.4 avg., 1 TD / 2 rec., 8 yds.)
2012	QB Peyton Manning	Week 6	at San Diego	(24-30, 80.0%, 309 yds., 3 TDs, 1 INT, 129.0 rtg.)
2009	WR Brandon Marshall	Week 14	at Indianapolis	(21 rec., 200 yds., 9.5 avg., 2 TDs; *NFL rec.)
2009	QB Kyle Orton	Week 5	vs. New England	(35-48, 72.9%, 330 yds., 2 TDs, 1 INT, 96.7 rtg.)
2008	QB Jay Cutler	Week 10	at Cleveland	(24-42, 57.1%, 447 yds., 3 TDs, 1 INT, 107.9 rtg.)
2008	WR Brandon Marshall	Week 2	vs. San Diego	(18 rec., 166 yds., 12.5 avg., 1 TD)
2005	WR Rod Smith	Week 15	at Buffalo	(11 rec., 137 yds., 14.3 avg., 1 TD)
2005	QB Jake Plummer	Week 8	vs. Philadelphia	(22-35, 62.9%, 309 yds., 4 TDs, 129.3 rtg.)
2004	QB Jake Plummer	Week 17	vs. Indianapolis	(17-30, 58.2%, 246 yds., 2 TDs, 105.7 rtg.)
2003	RB Clinton Portis	Week 14	vs. Kansas City	(22 att., 218 yds., 9.9 avg., 5 TDs / 2 rec., 36 yds., 18.0 avg.)
2003	TE Shannon Sharpe	Week 11	vs. San Diego	(7 rec., 101 yds., 14.4 avg., 3 TDs)
2003	QB Jake Plummer	Week 3	vs. Oakland	(14-21, 66.7%, 197 yds., 2 TDs, 128.5 rtg.)
2002	TE Shannon Sharpe	Week 7	at Kansas City	(12 rec., 214 yds., 17.8 avg., 2 TDs; *NFL TE rec.)
2001	QB Brian Griese	Week 1	vs. N.Y. Giants	(21-29, 72.4%, 330 yds., 3 TDs, 144.3 rtg.)
2000	RB Mike Anderson	Week 14	at New Orleans	(37 att., 251 yds., 6.8 avg., 4 TDs; *NFL rookie rec.)
2000	RB Mike Anderson	Week 13	at Seattle	(30 att., 195 yds., 6.5 avg., 2 TDs / 2 rec., 14 yds.)
1999	RB Olandis Gary	Week 15	vs. Seattle	(22 att., 183 yds., 8.3 avg., 2 rec., 16 yds.)
1999	QB Brian Griese	Week 6	vs. Green Bay	(19-31, 61.3%, 363 yds., 2 TDs, 1 INT, 110.0 rtg.)

BRONCOS ALL-TIME NFL HONORS, CONT.

1998	RB Terrell Davis	Week 17	vs. Seattle	(29 att., 178 yds., 6.1 avg. / 2 rec., 17 yds., 1 TD)
1998	QB John Elway	Week 14	vs. Kansas City	(22-32, 68.8%, 400 yds., 2 TDs, 1 INT, 119.3 rtg.)
1998	RB Terrell Davis	Week 8	vs. Jacksonville	(31 att., 136 yds., 4.4 avg., 3 TDs / 5 rec., 76 yds.)
1998	RB Terrell Davis	Week 5	vs. Philadelphia	(20 att., 168 yds., 8.4 avg., 2 TDs)
1998	RB Terrell Davis	Week 2	vs. Dallas	(23 att., 191 yds., 8.3 avg., 3 TDs)
1997	QB John Elway	Week 10	vs. Seattle	(19-30, 63.3%, 252 yds., 3 TDs, 112.1 rtg.)
1997	RB Terrell Davis	Week 10	vs. Cincinnati	(27 att., 215 yds., 8.0 avg., 1 TD / 2 rec., 13 yds.)
1996	RB Terrell Davis	Week 12	at New England	(32 att., 154 yds., 4.8 avg., 2 TDs / 4 rec., 56 yds., 1 TD)
1996	RB Terrell Davis	Week 8	vs. Baltimore	(28 att., 194 yds., 6.9 avg., 2 TDs / 3 rec., 19 yds.)
1995	QB John Elway	Week 17	at Oakland	(24-41, 58.5%, 320 yds., 2 TDs, 1 INT, 89.5 rtg.)
1995	WR Anthony Miller	Week 7	vs. Oakland	(7 rec., 149 yds., 21.3 avg., 2 TDs)
1995	QB John Elway	Week 3	vs. Washington	(30-47, 63.8%, 327 yds., 2 TDs, 98.4 rtg.)
1994	QB John Elway	Week 9	vs. Cleveland	(30-41, 73.2%, 349 yds., 2 TDs, 114.8 rtg.)
1993	TE Shannon Sharpe	Week 15	vs. Kansas City	(10 rec., 65 yds., 6.5 avg., 3 TDs)
1993	QB John Elway	Week 12	vs. Pittsburgh	(18-25, 72%, 276 yds., 1 TD, 121.4 rtg.)
1993	QB John Elway	Week 10	at Cleveland	(17-23, 73.9%, 244 yds., 3 TDs, 147.5 rtg.)
1992	QB John Elway	Week 5	vs. Kansas City	(23-38, 60.5%, 311 yds., 2 TDs, 104.2 rtg.)
1992	QB John Elway	Week 1	vs. L.A. Raiders	(10-24, 41.7%, 171 yds., 1 INT, 49.1 rtg.)
1991	RB Gaston Green	Week 5	at Minnesota	(26 att., 158 yds., 6.1 avg. / 1 rec., 9 yds.)
1989	WR Vance Johnson	Week 12	vs. Seattle	(6 rec., 154 yds., 25.7 avg., 2 TDs)
1989	QB John Elway	Week 7	at Seattle	(18-35, 51.4%, 343 yds., 2 TDs, 104.9 rtg.)
1988	QB John Elway	Week 13	vs. L.A. Rams	(21-36, 58.3%, 272 yds., 3 TDs, 1 INT, 98.4 rtg.)
1988	RB Tony Dorsett	Week 2	vs. San Diego	(23 att., 113 yds., 4.9 avg., 1 TD)
1987	RB Joe Dudek	Week 5	vs. L.A. Raiders	(23 att., 128 yds., 5.6 avg., 2 TDs)
1987	QB John Elway	Week 1	vs. Seattle	(22-32, 68.8%, 338 yds., 4 TDs, 1 INT, 129.9 rtg.)
1986	QB John Elway	Week 13	vs. Cincinnati	(22-34, 64.7%, 228 yds., 3 TDs, 113.4 rtg.)
1986	QB John Elway	Week 8	vs. Seattle	(18-32, 56.3%, 321 yds., 1 TD, 1 INT, 88.2 rtg.)
1984	QB John Elway	Week 10	vs. New England	(26-40, 65%, 315 yds., 3 TDs, 1 INT, 103.6 rtg.)
1984	QB Gary Kubiak	Week 9	at L.A. Raiders	(21-34, 61.8%, 206 yds., 1 TD, 88.6 rtg.)

AFC DEFENSIVE PLAYER OF THE WEEK

(32 Total Winners—Award Initiated by NFL in 1984)

2016	CB Bradley Roby	Week 8	vs. San Diego	(7 tackles, 4 solo, 1 INT, 51 yds., TD, 2 PD)
2016	LB Von Miller	Week 2	vs. Indianapolis	(7 tackles, 5 solo, 3 sacks, 20 yds., 1 PD, 1 FF)
2015	DE Derek Wolfe	Week 8	vs. Green Bay	(7 tackles, 3 solo)
2015	S T.J. Ward	Week 4	vs. Minnesota	(6 tackles, all solo, 2 sacks, 18 yds., 1 FF)
2015	CB Aqib Talib	Week 1	vs. Baltimore	(3 tackles, incl. 2 solo, 1 INT, 51 yds., TD, 2 PD)
2014	CB Aqib Talib	Week 15	vs. San Diego	(8 tackles, incl. 7 solo, 1 INT, 4 yds., 3 PD)
2013	CB D. Rodgers-Cromartie	Week 8	vs. Washington	(6 tackles, incl. 4 solo, 1 INT, 75 yds., TD, 3 PD)
2012	LB Von Miller	Week 11	vs. San Diego	(6 tackles, all solo, 3 sacks, -29 yds., 2 FF)
2012	LB Wesley Woodyard	Week 8	vs. New Orleans	(13 tackles, incl. 9 solo, 1 sack, -12 yds., 1 INT, 8 yds., 2 PD, 1 FF)
2012	CB Tracy Porter	Week 1	vs. Pittsburgh	(8 tackles, all solo, 1 INT, 43 yds., TD, 5 PD)
2011	LB Von Miller	Week 11	vs. N.Y. Jets	(10 tackles, incl. 9 solo, 1.5 sacks, -12 yds., 1 PD)
2009	CB Champ Bailey	Week 4	vs. Dallas	(8 tackles, all solo, 1 INT, 3 yds., 4 PD)
2007	DE Elvis Dumervil	Week 14	vs. Kansas City	(5 tackles, all solo, 3 sacks, -15 yds., 1 FF)
2005	S John Lynch	Week 17	at San Diego	(7 tackles, inc. 3 solo, 2 sacks, -12 yds., 2 FF)
2005	LB Al Wilson	Week 4	at Jacksonville	(6 tackles, incl. 4 solo, 1 sack, -2 yds., 2 FF)
2004	LB D.J. Williams	Week 16	at Tennessee	(7 tackles, incl. 5 solo, 1 INT, 10 yds., 3 PD)
2001	CB Denard Walker	Week 7	vs. New England	(6 tackles, incl. 5 solo, 2 INT, 39 yds., 1 TD)
2001	CB Deltha O'Neal	Week 4	vs. Kansas City	(2 tackles, both solo, 4 INT, 69 yds., 2 PD; <i>*tied NFL rec.</i>)
2000	CB Terrell Buckley	Week 6	at San Diego	(2 tackles, both solo, 2 INT, 64 yds., 2 PD)
1999	LB Glenn Cadrez	Week 11	vs. Oakland	(11 tackles, incl. 8 solo, 3 sacks, -16 yds.)
1998	CB Darrien Gordon	Week 13	at San Diego	(4 tackles, incl. 3 solo, 2 INT, 34 yds., 1 FR)
1998	CB Ray Crockett	Week 3	at Oakland	(5 tackles, all solo, 2 INT, 105 yds., 80-yd. TD, 2 PD)
1997	LB John Mobley	Week 6	vs. New England	(15 tackles, incl. 12 solo, 1 INT, 13 yds., 1 TD, 1 FR)
1996	DE Alfred Williams	Week 3	vs. Tampa Bay	(3 tackles, all solo, 2 sacks, -14 yds., 2 FF, 1 FR)
1991	S Steve Atwater	Week 3	vs. Seattle	(7 tackles, incl. 6 solo, 1 INT, 1 yd., 1 FR)
1989	NT Greg Kragen	Week 10	at Kansas City	(6 tackles, incl. 5 solo, 1 sack, -9 yds., 1 FF)
1987	LB Karl Mecklenburg	Week 13	vs. New England	(8 tackles, incl. 7 solo, 2 INT, 25 yds.)
1986	CB Mike Harden	Week 9	vs. Oakland	(6 tackles, incl. 5 solo, 2 sacks, -64 yds., 40-yd. TD, 3 PD)
1986	LB Karl Mecklenburg	Week 4	vs. New England	(11 tackles, incl. 9 solo, 2 sacks, -23 yds.)
1985	LB Karl Mecklenburg	Week 13	at Pittsburgh	(6 tackles, all solo, 4 sacks, -18 yds.)
1985	CB Louis Wright	Week 11	vs. San Diego	(3 tackles, all solo, 1 INT, 16 yds., 60-yd. blocked FG ret. TD in OT)
1984	S Steve Foley	Week 7	vs. Green Bay	(8 tackles, incl. 5 solo, 1 INT, 20 yds., 22-yd. FR for TD)

AFC SPECIAL TEAMS PLAYER OF THE WEEK

(26 Total Winners—Award Initiated by NFL in 1993)

2016	S Justin Simmons	Week 10	at New Orleans	(Blocked PAT that led to game-winning defensive two-point conversion)
2013	K Matt Prater	Week 14	vs. Tennessee	(3-3 FGs, 25/64/19, 6-6 PAT, 15 pts., 8 KO for touchback)
2013	PR/KR Trindon Holliday	Week 2	at N.Y. Giants	(1 KOR, 121 yds., 30.3 avg., 1 TD)
2012	PR/KR Trindon Holliday	Week 9	at Cincinnati	(KOR, 119 yds., 59.5 avg., 1 TD)
2012	K Matt Prater	Week 9	at Cincinnati	(3-3 FGs, 21/43/53, 4-4 PAT, 13 pts., 8 KO for touchback)
2011	K Matt Prater	Week 14	vs. Chicago	(2-3 FGs, 59/51, 1-1 PAT, 7 pts., 2 KO for touchback)
2011	PR/KR Eddie Royal	Week 9	at Oakland	(1 PR, 85 yds., 85.0 avg., 1 TD, 1 INT)
2009	K Matt Prater	Week 12	vs. N.Y. Giants	(4-4 FGs, 26/32/47/24, 2-2 PAT, 14 pts., 5 KO for touchback)
2009	PR/KR Eddie Royal	Week 6	at San Diego	(3 PR, 77 yds., 25.7 avg., 1 TD / 5 KOR, 158 yds., 31.6 avg., 1 TD)
2008	K Matt Prater	Week 5	vs. Tampa Bay	(3-3 FGs, 55/40/27, 1-1 PAT, 10 pts., 4 KO for touchback)
2007	PR Glenn Martinez	Week 11	vs. Tennessee	(2 PR, 80 yds., 40.0 avg., 80-yd. PR for a TD)
2007	K Jason Elam	Week 2	vs. Oakland	(3-4 FGs, 23/20/23, 2-2 PAT, 11 pts.; <i>game-winner in OT</i>)
2005	P Todd Sauerbrun	Week 6	vs. New England	(7 punts, 366 yds., 52.3 avg., 46.9 net., 2 IN20, 66LG)
2004	K Jason Elam	Week 4	at Tampa Bay	(3-3 FGs, 49/50/23, 1-1 PAT, 10 pts.; <i>game-winner</i>)
2004	P/K Micah Knorr	Week 1	vs. Kansas City	(2 punts, 113 yds., 56.5 avg., 43.3 net., 1 IN20, 66LG, 6 KO for TB)
2003	K Jason Elam	Week 15	vs. Cleveland	(3-3 FGs, 51/36/25, 2-2 PATs, 11 pts.; <i>game-winner in OT</i>)
2001	P Tom Rouse	Week 9	vs. San Diego	(6 punts, 319 yds., 53.2 avg., 52.3 net., 5 IN20, 62LG)
2000	LB Ian Gold	Week 11	vs. Oakland	(blocked a punt and returned it 12 yds. for a TD, 2 tackles)
1999	K Jason Elam	Week 9	at San Diego	(4-4 FGs, 24/41/44/53, 3-3 PATs, 15 pts.)
1998	KR Vaughn Hebronn	Week 16	at Miami	(4 KOR, 158 yds., 39.5 avg., 95-yd. KOR for a TD)
1998	KR Vaughn Hebronn	Week 9	at Cincinnati	(6 KOR, 161 yds., 26.8 avg., blocked a punt)
1998	K Jason Elam	Week 8	vs. Jacksonville	(3-3 FGs, 31/32/63*, 4-4 PATs, 13 pts.; <i>*NFL rec.</i>)
1997	PR Darrien Gordon	Week 11	vs. Carolina	(5 PR, 168 yds., 33.6 avg., 2 PR TDs in 1st qtr.; <i>*tied NFL rec.</i>)
1995	KR Glyn Milburn	Week 15	vs. Seattle	(404 total yds., 131 rush., 45 rec., 95 PR, 133 KOR; <i>*NFL rec.</i>)
1995	KR Glyn Milburn	Week 12	vs. San Diego	(2 PR, 20 yds., 10.0 avg., 4 KOR, 177 yds., 44.3 avg.)
1994	DE Shane Dronett	Week 14	at Kansas City	(Blocked 37-yd. FG attempt with :02 remaining to forced OT)
1993	RB Reggie Rivers	Week 15	vs. Kansas City	(1 tackle, blocked a punt to set up go-ahead TD in 4th)

RETIRED JERSEY NUMBERS

The Denver Broncos have retired three jersey numbers in their 55-year history: the No. 7 worn by quarterback John Elway (1983-98), the No. 18 worn by quarterback Frank Tripucka (1960-63) and the No. 44 worn by running back Floyd Little (1967-75). The most recent addition was Elway's, retired on Sept. 13, 1999, in a ceremony at halftime of the Broncos' season-opening game vs. Miami.



John Elway

John Elway, who wore number 7 from 1983-98, led the Broncos to five Super Bowl appearances and two World Championships and retired ranked second in nearly every all-time NFL passing category. Inducted into the Pro Football Hall of Fame in 2004, he passed for 51,475 yards and 300 touchdowns in his 16-year career and retired as the all-time winningest starting quarterback in NFL history with a career mark of 148-82-1 (.643).

Elway was named Most Valuable Player of Super Bowl XXXIII, leading Denver to its second consecutive World Championship with a 34-19 defeat of the Atlanta Falcons, becoming the first player in NFL history to close his career by earning Super Bowl MVP honors in his final game. His image was forged early in his career as he developed a reputation for leading the Broncos to victory against seemingly insurmountable odds. Elway directed the Broncos on an NFL-record 47 fourth-quarter or overtime, game-winning or game-saving drives in his legendary career. Elway was inducted into the Denver Broncos' Ring of Fame in 1999—the first inductee for whom the customary five-year waiting period was waived. *The only other players to wear No. 7 in franchise history were quarterbacks Mickey Slaughter (1963-66) and Craig Morton (1977-82).*

7



Frank Tripucka

Frank Tripucka, who wore number 18 from 1960-63, was Denver's first quarterback and helped lay the foundation for the club's future success. One of the original Broncos, Tripucka played in the American Football League All-Star Game in 1962 and passed for 7,676 yards in his Denver career. His best statistical season came in 1960 when he completed 248-of-478 passes (51.9%) for 3,038 yards with 24 touchdowns.

Tripucka's career passing total still ranks eighth in franchise history, and his single-game record of 447 yards at Buffalo on Sept. 15, 1962, remained the franchise record until broken in 2000. He ranks eighth in completions (662) and sixth in attempts (1,277) as well as eighth in touchdown passes (51) in club history while also guiding Denver to its first .500 season with a 7-7 mark in 1962. Tripucka was inducted into the Broncos' Ring of Fame in 1986. *(Quarterback Peyton Manning is also recognized for wearing the No. 18 from 2012-15; Tripucka gave Manning his blessing to wear his retired number.*

18



Floyd Little

Floyd Little, who wore number 44 from 1967-75 with the Denver Broncos as well as during his legendary college career at Syracuse, retired as the Broncos' all-time career leader in rushing yards (6,323) and total touchdowns (54). He held both marks until 1998 when they were eclipsed by Terrell Davis, and he was the club's all-time leader in career combined yardage (12,173) until he was passed by Rod Smith in 2006.

Inducted into the Pro Football Hall of Fame in 2010, Little was All-AFL in 1969, played in two AFL All-Star Games (1968, '69) and was named to three Pro Bowls (1970-71, '73). When Little retired, he ranked seventh in NFL history in career rushing yards. He joined the Broncos in 1967 as the club's No. 1 draft choice, becoming the first No. 1 pick to sign with the team in its eight-year history. During his career, Little helped the Broncos to their first winning seasons in 1973 and '74 with back-to-back 7-5-2 and 7-6-1 marks, and he retired in 1975 with Denver just two years away from its first Super Bowl appearance. He was inducted into the club's Ring of Fame as part of its inaugural class in 1984. *The only other players to wear No. 44 in franchise history were defensive back Miller Farr in 1965 and halfback Bruce Starling in 1963.*

44

BRONCOS IN THE PRO FOOTBALL HALL OF FAME

JOHN ELWAY, QB

INDUCTED: 2004

Full Bio appears on p. 646



Quarterback **John Elway** was the Broncos' first inductee into the Pro Football Hall of Fame to have spent his entire career with the club, playing a franchise-record 16 seasons (1983-1998). Elected on Jan. 31, 2004, and inducted on Aug. 8, 2004, as a "first-ballot" Hall of Famer, Elway is arguably the best quarterback to have played the game.

A nine-time Pro Bowl choice who retired as the NFL's all-time leader in wins (148) among quarterbacks, Elway capped his career with back-to-back World Championships and started in five Super Bowls. Elway, who ranks sixth in NFL history in career passing yards (51,475) and seventh in touchdown passes (300), holds an NFL-record 47 fourth-quarter or overtime game-winning or game-tying drives.

GARY ZIMMERMAN, T

INDUCTED: 2008

Full Bio appears on p. 659



Tackle **Gary Zimmerman** was the second Pro Football Hall of Fame inductee to have spent a primary portion of his career with the Denver Broncos. Elected on Feb. 2, 2008, and inducted on Aug. 2, 2008, Zimmerman played five seasons in Denver from 1993-97, helping the Broncos win Super Bowl XXXII during the 1997 campaign for the club's first-ever World Championship. One of a handful of players named to two NFL All-Decade Teams (1980s and '90s) and a seven-time Pro Bowl selection who started all 184 career games played, Zimmerman joined the Broncos in a trade from Minnesota on Aug. 24, 1993, after playing his first seven years with the Vikings.

Zimmerman started all 76 career games played with Denver and earned three Pro Bowl selections (1994-96) as a key component of offenses that led the NFL in total yards twice (1996-97).

FLOYD LITTLE, RB

INDUCTED: 2010

Full Bio appears on p. 649



Running Back **Floyd Little**, elected to the Pro Football Hall of Fame on Feb. 6, 2010, and inducted on Aug. 7, 2010, spent all nine of his professional seasons with the Broncos from 1967-75 and ranked seventh on the NFL's all-time rushing list (6,323 yards) and eighth on its all-time combined yards list (12,173 yards) at the time of his retirement. Selected by Denver with the sixth overall pick in the 1967 draft from Syracuse University, Little was the first No. 1 draft choice to sign with the Broncos and made five All-Star appearances (3 Pro Bowls, 2 AFL All-Star) with the team.

Little led the Broncos in rushing for a club-record seven consecutive seasons from 1967-73, including 1971 when he captured the NFL's rushing crown with 1,133 yards. His eight years with at least 1,000 combined yards tied for second in league history at the time of his retirement.

SHANNON SHARPE, TE

INDUCTED: 2011

Full Bio appears on p. 654



Tight end **Shannon Sharpe** became the third former Bronco to be elected to the Pro Football Hall of Fame in three seasons when he was selected on Feb. 5, 2011. Inducted into the Hall of Fame on Aug. 6, 2011, Sharpe played 12 seasons for the Broncos (1990-99, 2002-03) and two years with the Ravens (2000-01), winning three Super Bowls and finishing his career as the NFL's all-time leader in receptions (815), receiving yards (10,060) and receiving touchdowns (62) by a tight end.

Selected by Denver in the seventh round of the 1990 NFL Draft, Sharpe set a league record at his position with eight Pro Bowls (7 as a Bronco) and was named to the 1990s NFL All-Decade Team. A four-time first-team Associated Press All-Pro, Sharpe participated in more overall wins (137) than any tight end in NFL history.

TERRELL DAVIS, RB

INDUCTED: 2017

Full Bio appears on p. 645



Running back **Terrell Davis** became the fifth former Bronco to be elected to the Pro Football Hall of Fame when his selection was announced on Feb. 4, 2017. The Broncos' all-time leading rusher, Davis rushed for at least 1,000 yards in each of his first four seasons, including the 1998 campaign in which he totaled the fourth-most rushing yards (2,008) in a season in NFL history to earn league MVP honors. That year, he also set a club record with 21 rushing scores.

The three-time Pro Bowl and first-team All-Pro selection (1996-98) finished his career with a franchise-record 7,607 rushing yards and 60 rushing touchdowns on 1,655 carries (4.6 avg.) in 78 regular-season games (77 starts) as a key member of the Broncos' back-to-back Super Bowl championship teams (1997-98).

OTHER PRO FOOTBALL HALL OF FAME MEMBERS WITH BRONCOS TIES

- **CB Willie Brown** (Inducted 1984): Played for the Broncos from 1963-66 and was named All-American Football League in 1964 before being traded to Oakland and playing 12 seasons with the Raiders.
- **S Brian Dawkins** (Inducted 2017): A 2000s All-Decade performer, he spent his first 13 seasons with Philadelphia before playing for the Broncos during his final three years from 2009-11. He was named to the Pro Bowl twice with Denver (2009, '11).
- **RB Tony Dorsett** (Inducted 1994): Best known for his brilliant 11-year tenure with the Dallas Cowboys, he ended his playing career in Denver from 1988-89 and finished his career second on the all-time rushing list with 12,739 yards.
- **Fred Gehrke** (Hall of Fame Pioneer Award, 1972): A 16-year team employee and Broncos General Manager from 1977-80.
- **Stan Jones** (Inducted 1991): Honored for his 12-year playing career, he coached Denver's defensive line for 18 years (1967-71, '76-88).
- **Doak Walker** (Inducted 1986): Honored for his six-year playing career, he coached Denver's wide receivers in 1966.

DENVER BRONCOS RING OF FAME PROFILES



The Denver Broncos Ring of Fame, which is displayed on the Level 5 façade of Broncos Stadium at Mile High, was created by Owner Pat Bowlen in 1984 to honor former players and administrators who played significant roles in the franchise's history.

A total of 32 individuals have been honored as Ring of Famers, including 2017 inductee Red Miller (1977-80)

Inductees of the distinguished membership are also featured on 8-foot bronze and steel pillars in Ring of Fame Plaza at Broncos Stadium at Mile High.

DENVER BRONCOS RING OF FAME

Name	Pos.	Years	Inducted	Name	Pos.	Years	Inducted
Red Miller	Coach	1977-80	2017	John Elway	QB	1983-98	1999
Jason Elam	K	1993-2007	2016	Louis Wright	CB	1975-86	1993
Simon Fletcher	LB	1985-95	2016	Tom Jackson	LB	1973-86	1992
John Lynch	S	2004-07	2016	Randy Gradishar	LB	1974-83	1989
Pat Bowlen	Owner	1984-present	2015	Craig Morton	QB	1977-82	1988
Dan Reeves	Coach	1981-92	2014	Haven Moses	WR	1972-81	1988
Rick Upchurch	WR/Ret.	1975-83	2014	Jim Turner	K	1971-79	1988
Gene Mingo	HB/K	1960-64	2014	Billy Thompson	S	1969-81	1987
Tom Nalen	C	1994-2008	2013	Charley Johnson	QB	1972-75	1986
Rod Smith	WR	1994-2007	2012	Paul Smith	DT	1968-78	1986
Shannon Sharpe	TE	1990-99, '02-03	2009	Frank Tripucka	QB	1960-63	1986
Terrell Davis	RB	1995-2002	2007	Gerald H. Phipps	Owner	1961-81	1985
Steve Atwater	S	1989-98	2005	"Goose" Gonsoulin	S	1960-66	1984
Gary Zimmerman	T	1993-97	2003	Rich Jackson	DE	1967-72	1984
Karl Mecklenburg	LB	1983-94	2001	Floyd Little	RB	1967-75	1984
Dennis Smith	S	1981-94	2001	Lionel Taylor	WR	1960-66	1984





STEVE ATWATER

6-3 • 217 • ARKANSAS

YEAR INDUCTED: 2005

YEARS WITH BRONCOS: 1989-98

SAFETY




27

Steve Atwater was inducted as the 20th member of the Broncos' Ring of Fame in 2005 after a brilliant 10-year career with the club from 1989-98. Regarded as one of the toughest safeties in the NFL during his playing days, Atwater was voted to a franchise record-tying seven consecutive Pro Bowls from 1990-96, and his eight career Pro Bowl selections are the second most by a player in Broncos history. Selected by the Broncos in the first round (20th overall) of the 1989 NFL Draft from the University of Arkansas, Atwater was a consensus All-Rookie selection and was named NFL Defensive Rookie of the Year by *Football Digest* during his first professional season on a club that advanced to Super Bowl XXIV. He went on to serve as a key leader on the Broncos' back-to-back Super Bowl championship teams from 1997-98 and was voted an All-Pro by the Associated Press from 1991-92 and in 1996. He started all 155 regular-season games he played with Denver, a total that ranks 10th in franchise history. Atwater also recorded 24 interceptions that rank ninth in Denver history and 408 interception return yards that rank seventh in club annals. He led the Broncos in tackles during two seasons (1993 and '95) and finished second on the club in that category five times during his career. Atwater's play against Green Bay in Super Bowl XXXII, a game in which he totaled six tackles, one sack, one forced fumble and two pass breakups, was instrumental in Denver winning its first-ever World Championship. The safety ranks second to only John Elway in career postseason starts by a Bronco as he started all 14 playoff appearances, including three Super Bowls and four AFC Championship Games. Atwater, who was a three-time All-Southwest Conference selection and a two-time All-American at Arkansas, played one season with the New York Jets in 1999 following his Broncos career.



ATWATER'S NFL CAREER RECORD

Games	Starts	Solo	Assist	Total	Sacks	Int.	Yds.	Avg.	TD
167	166	854	502	1,356	5.0	24	408	17.0	1




PAT BOWLEN

YEAR INDUCTED: 2015

YEARS WITH BRONCOS: 1984-PRESENT

OWNER



1984

Broncos Owner Pat Bowlen was elected as the newest member of the team's Ring of Fame in 2015—his 32nd season with the franchise. One of two owners and one of just three non-players elected to the Ring of Fame, Mr. Bowlen has guided the Broncos to an unprecedented period of success during his three-plus decades in Denver. The only owner in NFL history to achieve 300 overall victories during his first 30 seasons, Mr. Bowlen has totaled 327 regular-season wins, 21 winning seasons and 18 playoff appearances since he purchased the team in 1984. The Broncos are the only NFL team to post at least 90 wins in each of the last three decades while posting the fewest losing seasons (6) during that span. Mr. Bowlen's seven Super Bowl appearances rank second all-time among NFL owners. The Broncos' back-to-back titles in 1997 and '98, along with Denver's Super Bowl 50 win in 2015, make him one of just seven owners in history with at least three World Championships. Denver's success and recognition nationally was confirmed by a 2014 Harris poll that named the Broncos "America's Team." Locally, the Broncos have operated with the best homefield advantage in the NFL during Mr. Bowlen's ownership, ranking first in the league in home winning percentage (.723 / 211-81). The team also has sold out every regular season and playoff contest as part of the team's NFL-record 395-game sellout streak dating back to 1970. In addition to his unmistakable impact with the Denver Broncos, Mr. Bowlen has had a profound influence on the growth of the NFL. He has served on 15 league committees during his ownership, helping negotiate record-breaking television contracts and ensuring years of labor peace with several extensions to the NFL's Collective Bargaining Agreement. Mr. Bowlen's championship mentality—to be "No. 1 in everything"—includes an unwavering commitment to the community. As chairman of the board of Denver Broncos Charities, he has donated more than \$25 million to charitable organizations in the Denver area since the inception of that fund in 1993. Pat Bowlen earned degrees in both business (1965) and law (1968) from the University of Oklahoma. After successful careers in oil, gas and real estate, he purchased the Denver Broncos in 1984.





TERRELL DAVIS

5-11 • 210 • GEORGIA

YEAR INDUCTED: 2007

YEARS WITH BRONCOS: 1995-2002

RUNNING BACK



30

A member of the Pro Football Hall of Fame Class of 2017, Terrell Davis was inducted as the 21st member of the Ring of Fame in 2007 after establishing himself as the Denver Broncos' all-time leading rusher while spending his entire eight-year career with the team from 1995-2002. Selected by the Broncos in the sixth round (196th overall) of the 1995 NFL Draft from the University of Georgia, Davis rushed for at least 1,000 yards in each of his first four seasons, including the 1998 campaign in which he totaled the fourth-most rushing yards (2,008) in a season in NFL history to earn league MVP honors. That year, he also set a club record with 21 rushing scores. The three-time Pro Bowl and first-team All-Pro selection (1996-98) finished his career with a franchise-record 7,607 rushing yards and 60 rushing touchdowns on 1,655 carries (4.6 avg.) in 78 regular-season games (77 starts) as a key member of the Broncos' back-to-back Super Bowl championship teams (1997-98). His 101.7-yard rushing average in all games played (incl. postseason) trails only Pro Football Hall of Famer Jim Brown. Davis owns three of the top-five single-season rushing outputs in Broncos annals as well as the club's single-season scoring record for a non-kicker (138 pts., 1998). In the postseason, Davis was equally as impressive, totaling at least 100 rushing yards in seven of his eight career playoff appearances, including his 157-yard, three-rushing touchdown performance against Green Bay in Super Bowl XXXII to earn game MVP honors. He averaged an NFL-record (min. 5 games) 142.5 rushing yards per game in the postseason for his career, totaling a club-record 1,140 rushing yards on 204 carries (5.6 avg.) with 12 touchdowns. Davis, who played his first collegiate season at Long Beach State before transferring to Georgia, ranks first in Broncos history in career 100-yard rushing games (41), first in rushing touchdowns (60), second in overall touchdowns (65) and second in yards from scrimmage (8,887).



DAVIS' NFL CAREER RECORD

RUSHING						RECEIVING				
Games	Starts	No.	Yds.	Avg.	LG	TD	No.	Yds.	Avg.	LG
78	77	1,655	7,607	4.6	71t	60	169	1,280	7.6	35
										5



JASON ELAM

5-11 • 194 • HAWAII

YEAR INDUCTED: 2016

YEARS WITH BRONCOS: 1993-2007

KICKER




1

Jason Elam, who played the first 15 seasons (1993-2007) of his 17-year NFL career with the Broncos, is the franchise's all-time leader in field goals (395) and points (1,786)—both representing the second-highest totals in NFL history for a single team (K Jason Hanson, Det.). A three-time Pro Bowl selection (1995, '98, '01) and 2001 NFL Special Teams Player of the Year, Elam played in a team-record 250 combined games (236 reg. season / 14 postseason) for the Broncos. He was part of 152 combined wins—the second-highest total in team history behind quarterback John Elway (163)—including the Broncos' back-to-back Super Bowl victories in 1997 and 1998. In addition to kicking 24 game-winning or game-saving field goals as a Bronco, Elam finished his career with the team ranked eighth in NFL history in regular-season field goal percentage (80.6 / 395-of-490) and playoff field goal percentage (83.3 / 15-of-18). He also finished his Broncos career ranked second in league history in 50-yard field goals (37), including a 63-yard kick against Jacksonville on Oct. 25, 1998, that tied the NFL record. Including his two final NFL seasons with Atlanta (2008-09), Elam finished his career making 436-of-540 (80.7%) field goals and 675-of-679 (99.4%) PATs for 1,983 points. He set an NFL mark with 16 consecutive seasons scoring 100-plus points, and his 263 consecutive games (every contest of his career) with a point was the second-longest streak in league history at the time of his retirement. Elam was selected by the Broncos in the third round (70th overall) of the 1993 NFL Draft from the University of Hawaii, where he converted 79 career field goals to finish one shy of the then-NCAA record. A graduate of Brookwood High School in Snellville, Ga., Elam was born on March 8, 1970.



ELAM'S NFL CAREER RECORD

PAT CONVERSIONS			FIELD GOALS			
Games	No.-Att.	Pct.	No.-Att.	Pct.	LG	Pts.
263	675-679	99.4	436-540	80.7	63	1,983




JOHN ELWAY

6-3 • 215 • STANFORD

YEAR INDUCTED: 1999

YEARS WITH BRONCOS: 1983-98

QUARTERBACK



7

John Elway, a two-time Super Bowl champion as a player, a member of the Hall of Fame Class of 2004 and the most accomplished player in Denver Broncos history, was elected to the franchise's Ring of Fame in 1999. The only player for whom the customary wait for Ring of Fame induction was waived, Elway finished his magnificent career completing 4,123-of-7,250 passes (56.9%) for 51,475 yards with 300 touchdowns and 226 interceptions. A starter in five Super Bowls overall, Elway capped his playing days with Super Bowl XXXIII Most Valuable Player honors after helping the Broncos capture the second of back-to-back World Championships following the 1998 season. Elway, who retired as the NFL's all-time winningest starting quarterback (148-82-1 / 643) was voted to a franchise-record nine Pro Bowl appearances (1986, '87, '89, '91, '93, '94, '96, '97 and '98) and as a starter six times. He was the NFL's Most Valuable Player in 1987 and AFC Player of the Year in 1993. Elway was named the Edge NFL Man of the Year for 1992 and was inducted into the Colorado Sports Hall of Fame in 1999 while also being named to the NFL's All-Decade team for the 1990s (first team). He generated 4,771 of the 5,806 points (82.2%) scored by the Broncos during his 16-year tenure with the club. Elway ranked No. 1 in NFL history in fourth-quarter, game-winning or game-saving drives with 47 (46-0-1 record) and had 36 career 300-yard passing games in the regular season. He started 2,595 drives as a pro and was replaced just 10 times due to injury (.039%). Elway's No. 7 jersey was retired on Sept. 13, 1999. Selected as the No. 1 overall pick in the 1983 NFL Draft, Elway concluded his collegiate career at Stanford University with five major NCAA Division I-A records and nine major Pacific-10 Conference marks.



ELWAY'S NFL CAREER RECORD

Games	Starts	Att.	Comp.	Yards	Pct.	TD	INT	LG	Rtg.
234	231	7,250	4,123	51,475	56.9	300	226	86	79.9



SIMON FLETCHER

6-6 • 240 • HOUSTON

YEAR INDUCTED: 2016

YEARS WITH BRONCOS: 1985-95

LINEBACKER




73

Simon Fletcher spent his entire 11-year NFL career (1985-95) with the Broncos and finished as the franchise's all-time sack leader with 97.5 quarterback takedowns. A member of the Broncos' 50th Anniversary Team, Fletcher never missed a game in his career, setting a team mark by appearing in 172 consecutive contests. At the conclusion of his career, Fletcher was tied for 13th on the NFL's all-time sack list. Including his six quarterback takedowns in the postseason, he totaled 103.5 for the Broncos to become just the 11th player in NFL history to reach 100 combined sacks for a single team. In addition to leading the Broncos in sacks for seven consecutive seasons (1988-94), Fletcher still owns three of the Top 7 single-season sack totals in team history. Fletcher joined Pro Football Hall of Fame defensive end Reggie White as the only players to record double-digit sack totals in five consecutive years from 1989-93. His 66 sacks during that span trailed only White (67) among his NFL counterparts. Fletcher set an NFL record by posting a sack in 10 consecutive games from 1992-93—a mark that he currently shares with former Broncos linebacker DeMarcus Ware (2007-08 w/Dallas). Along with his sack totals, Fletcher accounted for 851 career tackles (530 solo), two interceptions, 21 forced fumbles and 10 fumble recoveries. A starter on three AFC Championship teams (1986-87, '89), he totaled 42 tackles (36 solo) and six sacks (23 yds.) in 12 career postseason games. Fletcher was selected by the Broncos in the second round (54th overall) of the 1985 NFL Draft from the University of Houston. He started 33-of-37 games played for the Cougars, accounting for 14 career sacks and 30 tackles for a loss. A graduate of Bay City (Texas) High School, Fletcher was born on Feb. 18, 1962.



FLETCHER'S NFL CAREER RECORD

Games	Starts	Sacks	Int.	Yds.	FF	FR
172	143	97.5	2	8	21	10



AUSTIN "GOOSE" GONSOULIN

6-3 • 210 • BAYLOR

YEAR INDUCTED: 1984

YEARS WITH BRONCOS: 1960-66

SAFETY



23

Austin "Goose" Gonsoulin was one of the four original Ring of Fame inductees in 1984 and was recognized for his splendid play at safety for seven seasons. Gonsoulin was one of the original Broncos from the 1960 season and was one of three original Broncos still with the team at the start of his final year with the club in 1966. At the end of his Broncos career, he was the all-time American Football League leader in interceptions with 43 and still ranks second in club history in that category. His 11 pickoffs in 1960 as a rookie are still a Denver club record, and he shares the team and NFL record for interceptions in a game with four, a feat he accomplished on Sept. 18, 1960, at Buffalo. He also had three interceptions in a game against Kansas City on Oct. 11, 1964. Gonsoulin led the Broncos in interceptions four times in his career, including in consecutive seasons from 1962-63, and currently ranks fifth in club history with 542 career interception return yards. He was an All-AFL choice in 1960, '62 and '63 while also being named to the AFL All-Star Game from 1961-64 and in '66. His amazing durability and toughness enabled him to start 61 consecutive games at one point in his career. Gonsoulin played one season with San Francisco in 1967 after his Broncos career concluded. A native of Port Arthur, Texas, he was captain of his college team at Baylor University.



GONSOULIN'S NFL CAREER RECORD

Games	Starts	Sacks	Int.	Yds.	Avg.	TD
108	N/A	N/A	46	551	12.0	2



RANDY GRADISHAR

6-3 • 233 • OHIO STATE

YEAR INDUCTED: 1989


YEARS WITH BRONCOS: 1974-83

LINEBACKER




53

Randy Gradishar was the only Ring of Fame inductee in 1989 in recognition of his outstanding 10-year career (1974-83) at linebacker for the Broncos. He was among the 15 finalists for the Pro Football Hall of Fame balloting in 2003 and 2008 as well as one of the 25 semifinalists for the Class of 2004, 2005, 2006 and 2007. Gradishar earned seven Pro Bowl selections, a total that was the most by a Bronco at the end of his career (currently ties for fourth), and he is the Broncos' all-time leader in tackles with 2,049. He led the Broncos in tackles for a franchise-record nine consecutive years from 1975-83 and averaged 222 tackles per season during that stretch. His 286 tackles during the 1978 campaign still stand as the Broncos' single-season record. Selected by the Broncos in the first round (14th overall) of the 1974 NFL Draft, Gradishar never missed a game, playing in 145 in a row. He accounted for 33 turnovers (20 INTs, 13 FR) during his 10-year career, and that total tied for the fourth most by an NFL linebacker in that span. Voted the NFL Defensive Player of the Year in 1978 by AP, UPI, *Pro Football Weekly* and NEA (George Halas Award), Gradishar helped the Broncos to four playoff berths (1977-79, '83), two division titles (1977-78) and an appearance in Super Bowl XII during the 1977 season. His teammates also voted him defensive MVP in 1978 and '80. While at Ohio State, Gradishar was referred to by Head Coach Woody Hayes as "the best linebacker I ever coached at Ohio State." A three-year starter for the Buckeyes and a consensus All-American as a senior, Gradishar received Academic All-America honors in college. He was president of the Denver Broncos Youth Foundation from 1982-92 and was inducted into the College Football Hall of Fame in 1998.



GRADISHAR'S NFL CAREER RECORD

Games	Starts	Tackles	Sacks	Int.	Yds.	Avg.	TD	Fum. Rec.	Fum. TD	Def. TD
145	134	2,049	19.5	20	335	16.8	3	13	1	4



RICH JACKSON

6-3 • 255 • SOUTHERN

YEAR INDUCTED: 1984

YEARS WITH BRONCOS: 1967-72

DEFENSIVE END



1967-**87**

Rich Jackson was one of the four original Ring of Famers who were inducted in 1984 and was recognized for his six outstanding seasons with the Broncos from 1967-72. He was considered by many as the best defensive end in professional football during his prime. Known as "Tombstone," Jackson was the first Bronco to be named to the All-NFL first team in 1970. His 43 sacks as a Bronco were the most by any player in club history at the conclusion of his career. He entered the AFL in 1966 with Oakland, playing in five games, before spending the next six seasons with Denver after the Broncos acquired him in a trade. Jackson posted his career high in quarterback sacks in 1969 with 11 and had 10 sacks in both '68 and '70. He was voted All-AFL in 1968 and '69 in addition to starting in the 1970 Pro Bowl. He made the Pro Bowl again in 1971 despite playing in only seven games due to a knee injury that eventually forced him out of football. That season, he was graded by the Broncos' coaches as the team's most efficient tackler as he made the stop on 97 percent of his opportunities. Tabbed the Colorado Sports Hall of Fame Pro Athlete of the Year in 1970, Jackson played the first four games of the 1972 season with the Broncos before being traded to Cleveland for a 1973 third-round draft choice (Paul Howard). He played in each of the final 10 games for the Browns in 1972 during his final NFL season. He was a standout end at Southern University on both sides of the ball and also was the NAIA shot-put champion.



JACKSON'S NFL CAREER RECORD

Games	Starts	Sacks	Int.	Yds.	Avg.	TD
82	N/A	N/A	0	0	0.0	0



TOM JACKSON

5-11 • 220 • LOUISVILLE

YEAR INDUCTED: 1992

YEARS WITH BRONCOS: 1973-86

LINEBACKER



1973-**86**

Tom Jackson was the only player inducted into the Denver Broncos Ring of Fame in 1992. "TJ" always was one of the most popular players among his teammates, who voted him most inspirational player six consecutive seasons (1981-86). Selected by the Broncos in the fourth round (88th overall) of the 1973 NFL Draft from the University of Louisville, Jackson finished his 14-year career (1973-86) having played the most games in Broncos history at 191 and currently stands fourth on that list. He also finished his career tied for second in games started by a Bronco with 177 (currently tied for fourth) and is one of only five Broncos to wear the Denver uniform for at least 14 seasons. Jackson, who started every possible game in a season seven times for his career, made three consecutive Pro Bowl appearances from 1977-79 and was named first-team All-Pro twice (1977-78). He also was named by his teammates as Denver's defensive MVP in 1974, '76 and '77. The linebacker helped the Broncos to six playoff berths (1977-79, '83-84, '86), four division titles (1977-78, '84, '86) and two Super Bowls (XII in 1977, XXI in '86). He was a key member of the 1977 squad that posted a 12-2 regular-season record en route to earning the franchise's first-ever playoff berth and advancing to Super Bowl XII against the Cowboys. Jackson is tied with fellow Ring of Famer Randy Gradishar for the most interceptions by a linebacker with 20, a career total that currently ties for the 10th highest by any player in club annals. His seven interceptions in 1976 mark the highest single-season total by a linebacker in Broncos history. Jackson finished among Denver's top five tacklers during 11 consecutive seasons from 1974-84 and recorded a career-high 169 stops in 1980. Upon his retirement following the 1986 season, he was fifth on the Broncos' all-time sack list with 44 and currently is 10th on that chart. Jackson joined the Broncos after a standout career at Louisville, where he was a three-time all-conference selection.



JACKSON'S NFL CAREER RECORD

Games	Starts	Sacks	Int.	Yds.	Avg.	TD
191	177	44.0	20	340	17.0	3



CHARLEY JOHNSON

6-1 • 200 • NEW MEXICO STATE

YEAR INDUCTED: 1986

YEARS WITH BRONCOS: 1972-75

QUARTERBACK



12

Charley Johnson was one of three inductees into the Denver Broncos Ring of Fame in 1986 along with fellow quarterback Frank Tripucka and defensive end Paul Smith. Johnson came to Denver in 1972 from Houston in exchange for a third-round draft choice, and the trade at that time was regarded as the most important in franchise history. He quarterbacked the Broncos to their first winning season (7-5-2 in 1973), a landmark moment in the first 14 years of club annals. Johnson set a Broncos record for passing accuracy in 1974 by completing 55.7 percent of his attempts. He made the All-AFC team picked by UPI and *Pro Football Weekly* after the 1973 season while being chosen by his teammates as the Broncos' most valuable offensive player. Johnson once threw for 445 yards in a game (vs. Kansas City, 11/18/74), marking the second-highest single-game passing total in team history at the time, and recorded four 300-yard passing games for his career. He also threw a touchdown pass in 10 consecutive games from 1973-74. He finished his Broncos career with 7,238 passing yards, which currently rank ninth in team history, and 52 touchdown passes, which currently rank seventh in club annals. He had a 20-18-3 (.524) record as a starter with Denver and averaged an impressive 7.46 yards per pass attempt. A draft choice of the St. Louis Cardinals, Johnson played his first professional season with that club in 1961 and set many passing records during nine years with the team. He was traded to Houston before the 1970 season and was with the Oilers for two years before joining the Broncos. Johnson was a star quarterback at New Mexico State University, where he led his team to two Sun Bowl titles.



JOHNSON'S NFL CAREER RECORD

Games	Starts	Att.	Comp.	Yards	Pct.	TD	INT	LG	Rtg.
165	124	3,392	1,737	24,410	51.2	170	181	90t	69.2



FLOYD LITTLE

5-10 • 196 • SYRACUSE

YEAR INDUCTED: 1984

YEARS WITH BRONCOS: 1967-75

RUNNING BACK




44

Floyd Little, named to the Pro Football Hall of Fame Class of 2010, was one of the four original Denver Broncos Ring of Fame inductees from 1984 and joins John Elway and Frank Tripucka as one of three Broncos whose jersey number is retired. A first-round (sixth overall) draft choice of the Broncos in 1967 from Syracuse University, Little was the first No. 1 draft pick ever signed by the Broncos and was widely regarded as "The Franchise" for much of his nine-year career in which he established himself as Denver's first serious threat at running back. A Pro Bowl participant from 1970-71 and in '73, Little twice played in the AFL All-Star Game (1968-69) and was named the Colorado Sports Hall of Fame Pro Athlete of the Year in 1972. He finished his Broncos career ranked No. 1 on the franchise's all-time list for rushing attempts (1,641), rushing yards (6,323) and rushing touchdowns (43), and he now ranks second in each behind Terrell Davis. Among professional football players from 1967-75, only O.J. Simpson totaled more rushing yards than Little, who also posted the fourth-most rushing scores in football during that time. He led Denver in rushing for seven consecutive seasons from 1967-73, marking the longest such streak in club history, and at the time of his retirement ranked seventh in NFL annals in career rushing yards. In 1971, Little led the NFL in rushing with a career-best 1,133 yards after capturing the AFC rushing crown a year earlier with 901 yards in 1970. He set a Broncos career record with 54 total touchdowns (43 rush, 9 rec., 2 ret.) that currently rank fourth on their all-time list while finishing his career third on their all-time scoring list with 324 points (currently 10th). He also set a team record with 12,173 career all-purpose yards, a mark that stood until Rod Smith passed him in 2006, and finished his career as the Broncos' all-time leader in career kickoff return yards (2,523—currently second). A three-time All-American at Syracuse, Little followed in the footsteps of Jim Brown and Ernie Davis as a superstar tailback for the Orangemen. He shattered most of the records set by his predecessors, rushing for 2,704 yards, totaling 582 receiving yards, returning punts for 845 yards and kickoffs for 797 yards, and recording 19 passing yards—for a total of 4,947 yards.



LITTLE'S NFL CAREER RECORD

		RUSHING						RECEIVING						KICK RETURNS					
Games	Starts	No.	Yds.	Avg.	LG	TD	No.	Yds.	Avg.	LG	TD	No.	Yds.	Avg.	LG	TD			
117	93	1,641	6,323	3.9	80t	43	215	2,418	11.2	74	9	104	2,523	24.3	89	0			




JOHN LYNCH

6-2 • 220 • STANFORD

YEAR INDUCTED: 2016

YEARS WITH BRONCOS: 2004-07

SAFETY



2004-07

47

John Lynch played four seasons (2004-07) with the Broncos and was named to the Pro Bowl in each year he played for the franchise. He joins cornerbacks Champ Bailey and Aqib Talib as the only three players in Broncos history to make the Pro Bowl in each of their first four years with the club. A finalist for the Pro Football Hall of Fame in each of the last five years, Lynch was selected to nine total Pro Bowls (4 with Denver; 5 with Tampa Bay), trailing only Hall of Famer Ken Houston (10) among safeties in league history. Lynch helped Denver's defense rank No. 8 overall in total defense from 2004-07 while producing 304 tackles (215 solo), seven sacks, three interceptions, 26 passes defended, nine forced fumbles and one fumble recovery. He joined 2017 Pro Football Hall of Fame inductee Brian Dawkins as the only NFL safeties during that span to post seven sacks and nine forced fumbles. After setting a career high with 10 passes defended in his first year with the Broncos in 2004, Lynch established personal bests with four sacks and four forced fumbles in 2005 to become the first safety since Rod Woodson in 1992 to reach those totals in a single season. Denver's defense in 2005 allowed the fewest points per game (16.1) by the franchise in 14 years, helping the team to a 13-3 record and an AFC West Division title. Lynch came to the Broncos after 11 seasons in Tampa Bay, where he was a four-time Associated Press All-Pro selection (1999-2002) and helped the franchise to a victory in Super Bowl XXXVII. He was inducted into the Buccaneers' Ring of Honor in 2016. Lynch was selected by Tampa Bay in the third round (82nd overall) of the 1993 NFL Draft from Stanford University, where he received first-team All-Pacific-10 Conference honors as a senior. He attended Torrey Pines High School in Del Mar, Calif., and was born on Sept. 25, 1971.



LYNCH'S NFL CAREER RECORD

Games	Starts	Sacks	Int.	Yds.	FF	FR
224	191	13.0	26	204	15	9



KARL MECKLENBURG

6-3 • 240 • MINNESOTA

YEAR INDUCTED: 2001

YEARS WITH BRONCOS: 1983-94

LINEBACKER



1983-94

77

Karl Mecklenburg joined the Denver Broncos Ring of Fame in 2001 after establishing himself as one of the most outstanding defensive players in franchise history during his 12-year career from 1983-94. Mecklenburg overcame long odds to achieve greatness after being drafted by the Broncos in the 12th round from the University of Minnesota in 1983—the 310th player chosen. After playing defensive end during his first professional season, Mecklenburg was converted to linebacker in 1984. He became a starter by his third season in 1985 and went on to start 141 career games, a total that includes all 16 games in a year during five different campaigns. His 180 career games played with Denver placed him fifth on the club's all-time list at the end of his tenure with the team (currently ninth). Mecklenburg was voted to play in six Pro Bowls (1985-87, '89, '91, '93), a total that ties for the fifth highest by a player in team history. He was named All-AFC and All-NFL four times (1985-87, '89) and was tabbed the 1986 AFC Player of the Year by *Football News*. Mecklenburg helped Denver to seven postseason appearances (1983-84, '86-87, '89, '91, '93), five division titles (1984, '86-87, '89, '91) and three Super Bowl berths (XXI in 1986, XXII in '87, XXIV in '89). He finished his career with 1,145 tackles (787 solo) as well as a franchise-record 79 sacks. Mecklenburg's career high of 13 sacks came in 1985 and (then a franchise single-season record), and he posted eight seasons with at least seven sacks. He recorded 11 multiple-sack games and is the only player in team annals to record four sacks in a game twice in his career. Mecklenburg posted 100 tackles in a season six times, including a career and team-high 143 stops in 1989. Mecklenburg began his collegiate career at Augustana (S.D.) College before transferring to Minnesota, where he earned second-team All-Big Ten honors as a senior in 1982.



MECKLENBURG'S NFL CAREER RECORD

Games	Starts	Solo	Assist	Total	Sacks	Int.	Yds.	Avg.	TD
180	141	787	358	1,145	79.0	5	128	25.6	0



RED MILLER

YEAR INDUCTED: 2017

YEARS WITH BRONCOS: 1977-80

HEAD COACH



Red Miller was elected to the Broncos Ring of Fame in 2017, joining Dan Reeves as the only two coaches in team history to receive the prestigious honor. Hired as the eighth head coach in Broncos history on Feb. 1, 1977, Miller compiled a 40-22 (.645) regular-season record and a 2-3 (.400) playoff mark from 1977-80. He never had a losing record in his four seasons with the Broncos, tying for the fourth-most regular-season wins (40) in the NFL during his head coaching tenure—a figure that ranks fourth in Broncos history. Miller's 1977 squad posted a 12-2 record and won Denver's first-ever AFC West title, wresting it away from the defending Super Bowl-champion Oakland Raiders. After earning their first-ever playoff berth, the Broncos went on to beat the Raiders in the AFC Championship Game and advanced to their first Super Bowl. Despite losing to the Dallas Cowboys 27-10 in Super Bowl XII, Miller was named 1977 NFL Coach of the Year by the Associated Press and K.C. 101 Club. The Broncos finished the 1978 season with a 10-6 record and won its second consecutive AFC West crown before losing in the divisional playoffs to the eventual Super Bowl-champion Pittsburgh Steelers. Denver finished 10-6 in 1979 to qualify for the playoffs for a third consecutive year before posting an 8-8 mark in 1980, Miller's final season. Miller's teams were fueled by the famed Orange Crush defense, which allowed an NFL-low 15.0 points per game from 1977-80.





GENE MINGO

6-2 • 216 • UNITED STATES NAVY

YEAR INDUCTED: 2014

YEARS WITH BRONCOS: 1960-64

HALFBACK/KICKER



Gene Mingo, who played five seasons with the club (1960-64), was one of three inductees into the Ring of Fame in 2014, becoming the fourth "original Bronco" to receive the honor. During the first four seasons (1960-63) in Broncos history, Mingo ranked third in professional football with 375 total points, trailing only Pro Football Hall of Fame running back Paul Hornung (396 pts.) and Patriots Hall of Fame wide receiver/kicker Gino Cappelletti (448 pts.). He led the American Football League in scoring on two occasions—producing 123 points (6 TDs, 18 FGs, 33 PATs) in Denver's inaugural 1960 season and 137 points (4 TDs, 27 FGs, 32 PATs) as an AFL All-Star selection in 1962. A multi-talented weapon during the formative years of the franchise, Mingo appeared in 59 career games for the Broncos and totaled 185 rushes for 777 yards (4.2 avg.) with eight touchdowns on the ground and 47 catches for 399 yards (8.5 avg.) with three touchdowns through the air. He also completed 6-of-18 passes for 200 yards with two touchdowns and one interception. On special teams, he connected on 72-of-119 field goals (60.5%) and 111-of-116 extra points (95.7%) for the Broncos and returned 18 punts for 214 yards (11.9 avg.) with one touchdown along with 34 kickoffs for 742 yards (21.8 avg.). He returned a punt 76 yards for a touchdown in the first regular-season AFL game—a 13-10 Broncos victory against the Boston Patriots on Sept. 9, 1960. Mingo later served as an honorary captain for Denver's "Legacy Game" against the Patriots on Oct. 11, 2009, commemorating the franchise's 50th season. A pioneer as the first African-American placekicker in professional football history, Mingo finished his career playing in a combined 71 games for Oakland (1964-65), Miami (1966-67), Washington (1967) and Pittsburgh (1969-70).



MINGO'S NFL CAREER RECORD

RUSHING					PUNT RETURNS					KICKING			
Games	Starts	No.	Yds.	Avg.	LG	TD	No.	Yds.	Avg.	LG	TD	No.-Att.	Pct.
130	N/A	185	777	4.2	82	8	18	214	11.9	76t	1	112-219	51.1
													53
													551



CRAIG MORTON

6-4 • 214 • CALIFORNIA

YEAR INDUCTED: 1988

YEARS WITH BRONCOS: 1977-82

QUARTERBACK



7

Craig Morton was one of three Broncos Ring of Fame inductees in 1988 along with fellow teammates Haven Moses and Jim Turner. Morton, who joined the Broncos from the New York Giants in a 1977 trade, was Denver's starting quarterback for most of the period from 1977-82 and led the team to its first postseason and Super Bowl berth (XII vs. Dallas) in 1977 when he guided the Broncos to a 12-2 regular-season record and home playoff wins against Pittsburgh and Oakland that year. Morton, who played for the Cowboys from 1965-74, earned a variety of awards for his performance in 1977, including AFC Most Valuable Player honors after ranking fourth in the league in passer rating (82.0). During his career with Denver, he led the team to two division titles (1977-78) and three playoff berths (1977-79). Morton finished his Broncos career ranked first in passing yards (11,895 - currently third), touchdown passes (74 - currently third), pass attempts (1,594 - currently fifth), completions (907 - currently fifth) and total offense (12,155 - currently fourth). His 41 career regular-season wins as the Broncos' starting quarterback mark the second-highest total in club history, and his .641 winning percentage as Denver's signal caller (41-23) is the fourth best in franchise annals. In 1981, the quarterback led the NFL with an 8.50 yards per attempt average, a figure that stands as the highest single-season total in Broncos history, and threw for a career-high 3,195 yards. Morton once completed 16 consecutive passes in a game and had a streak of nine consecutive games with a touchdown pass. He was a consensus All-American at the University of California, where he also starred in baseball.



MORTON'S NFL CAREER RECORD

Games	Starts	Att.	Comp.	Yards	Pct.	TD	INT	LG	Rtg.
203	144	3,786	2,053	27,908	54.2	183	187	95t	73.5



HAVEN MOSES

6-2 • 208 • SAN DIEGO STATE

YEAR INDUCTED: 1988

YEARS WITH BRONCOS: 1972-81

WIDE RECEIVER



25

Haven Moses was inducted into the Denver Broncos Ring of Fame in 1988 as part of a three-member class that included quarterback Craig Morton and kicker Jim Turner. Moses played 10 seasons for the Broncos from 1972-81 as one of their primary wide receivers after joining the team from Buffalo, where he played his first four professional seasons. He finished his Broncos career ranked third in receptions (302 - currently 11th) and receiving yards (5,450 - currently ninth) while tying for first in receiving touchdowns with 44 (currently tied for fifth). His yards-per-reception average for his Denver career was 18.0, which marks the highest career mark in franchise history, and he averaged more than 19 yards per catch in three consecutive seasons from 1976-78. Moses, who helped Denver to three playoff berths (1977-79), two division titles (1977-78) and its first-ever Super Bowl berth (XII vs. Dallas during the 1977 season), was a key member of the first winning season in Broncos history in 1973 (7-5-2) when he caught a career-high eight touchdown passes to earn Pro Bowl honors. In 1979, he had career bests in receptions (54) and receiving yards (943). Moses was a two-year letterman and an All-American as a wide receiver and defensive back at San Diego State University.



MOSES' NFL CAREER RECORD

Games	Starts	Rec.	Yds.	Avg.	LG	TD
199	N/A	448	8,091	18.1	76t	56



TOM NALEN

6-3 • 286 • BOSTON COLLEGE

YEAR INDUCTED: 2013

YEARS WITH BRONCOS: 1994-2008

CENTER



66

Tom Nalen was elected into the Denver Broncos Ring of Fame in 2013. He played center for the Broncos for 14 seasons (1994-2007), anchoring an offensive line that was the standard among NFL units during that span. He saw action in the third-most regular-season games (194) in franchise history, and his 188 starts are second only to quarterback John Elway in Denver's record books. The 11 single-season 1,000-yard rushers and 93 single-game 100-yard rushers he blocked for as the team's starting center (1995-2007) represented the most by an NFL club during that time and the Broncos' 395 sacks allowed in that span were the third fewest in the league. Originally drafted by Denver in the seventh round (218th overall) in 1994, Nalen went on to make five Pro Bowls (1997-2000, '03)—the most by an offensive lineman in Broncos history—in addition to being named an Associated Press All-Pro selection three times (First Team – 2000 '03; Second Team – 1999) and the NFL's Offensive Lineman of the Year following the 2003 season. He was a member of Denver's back-to-back Super Bowl champion teams from 1997-98 and his 13 career postseason starts are tied for the third-highest total in team history. In addition to being a part of seven playoff teams, three division champions and two Super Bowl winners, Nalen's offenses finished ranked in the Top 5 in total yards on eight occasions. He blocked for 1997 MFL MVP Terrell Davis' memorable 2,000-yard campaign in 1998 and helped pave the way for NFL Offensive Rookie of the Year performances by running backs Mike Anderson (2000) and Clinton Portis (2002). Nalen was a three-year starter at Boston College, where he earned numerous honors, including third-team AP All-America, second-team All-Big East Conference and first-team ECAC recognition.



NALEN'S NFL CAREER RECORD

Games	Starts
194	188



GERALD PHIPPS

YEAR INDUCTED: 1985

YEARS WITH BRONCOS: 1961-81

OWNER



Gerald H. Phipps became the first non-player to be inducted into the Denver Broncos Ring of Fame in 1985. Under the guidance of Phipps and his brother Allan, the Broncos rose from their less than auspicious beginnings to the top of the American Football Conference after Phipps purchased the club on Feb. 15, 1965. In 1977, the Broncos posted a 12-2 regular-season record and advanced to the playoffs for the first time in franchise history en route to claiming their first-ever AFC Championship and appearing in their first Super Bowl (XII vs. Dallas). Denver won the AFC West title in 1977 and '78 with Phipps as owner, and the club made three consecutive playoff appearances (1977-79). Under Phipps, the Broncos ultimately rose to a position as one of the NFL's most stable franchises after recording the first winning season in club history under his direction in 1973 (7-5-2 record). With the success of the Broncos, the doors were opened for major league teams from other sports to grab a piece of the Denver sports pie. Following the takeover by the Phipps brothers, Denver Broncos season ticket sales improved from 8,002 in 1964 to 22,905 in 1965. Broncos season tickets were sold out for every season under Phipps from 1970-81 and grew to 73,380 in 1981. Denver's home attendance grew to 598,224 in his final year overseeing the club in 1981. Before purchasing the Broncos, Phipps was the president of the Gerald H. Phipps Inc. Construction Company, which he continued to operate. Phipps was born March 4, 1915, in Denver. Mr. Phipps passed away on Aug. 6, 1993.





DAN REEVES

YEAR INDUCTED: 2014

YEARS WITH BRONCOS: 1981-92

HEAD COACH

Dan Reeves became the first head coach to be elected to the Denver Broncos Ring of Fame when he was chosen along with Gene Mingo and Rick Upchurch in 2014. Reeves coached the Broncos from 1981-92 and compiled a 110-73-1 (.600) record in his 12 seasons while leading the team to a franchise-best five division titles (1984, '86-87, '89, '91) and three Super Bowl appearances (1986-87, '89). His 110 regular-season wins and seven playoff victories each rank second in Broncos history behind former Head Coach Mike Shanahan (138 reg. season/8 postseason). Hired by the Broncos on March 10, 1981, Reeves made six postseason appearances with Denver and finished with a losing record on just two occasions—one of which was the strike-shortened 1982 season. The pinnacle of his coaching career with the Broncos came in the late 1980s when he led the Broncos to the Super Bowl three times in a four-year span (1986-87, '89). Including his NFL tenure as a player with Dallas (1965-72) and coaching stops with the Cowboys (1972, '74-80), New York Giants (1993-96) and Atlanta Falcons (1997-2003), Reeves owns the distinction of participating in more Super Bowls (9) than any individual in NFL history. His most recent championship appearance was during the 1998 season when he led the Falcons to Super Bowl XXXIII against the Broncos to become just the third head coach at the time to lead multiple teams to the Super Bowl. In 23 seasons as an NFL head coach, including his 12 years with Denver, Reeves posted a 190-165-2 (.535) regular-season record and an 11-9 (.550) postseason mark. His 190 regular-season wins and 201 overall victories each rank ninth in league history while his four Super Bowl appearances are tied for fourth in league annals among head coaches. A quarterback at the University of South Carolina, Reeves signed with the Cowboys in 1965 and totaled 535 rushes for 1,990 yards (3.7 avg.) and 25 touchdowns as a running back during his eight-year professional playing career.





SHANNON SHARPE

6-2 • 228 • SAVANNAH STATE

YEAR INDUCTED: 2009

YEARS WITH BRONCOS: 1990-99, 2002-03

TIGHT END




84

Shannon Sharpe was elected as the 22nd member of the Denver Broncos Ring of Fame on May 12, 2009, after 12 record-setting seasons with the club from 1990-99 and 2002-03. A Pro Football Hall of Fame inductee in 2011, Sharpe tied a Broncos record with seven consecutive Pro Bowl selections from 1992-98 while becoming the NFL's all-time leader in receptions, receiving yards and receiving touchdowns by a tight end. A key member of the Broncos' back-to-back Super Bowl championship teams from 1997-98, Sharpe also was a four-time first-team All-Pro selection by the Associated Press as a Bronco. In 172 career regular-season games (139 starts) with Denver, he registered the second-most receptions (675), receiving yards (8,439) and receiving touchdowns (55) by a player in club annals, trailing only wide receiver Rod Smith. He also played two seasons with Baltimore from 2000-01, earning the third Super Bowl ring of his career during the 2000 campaign and his eighth trip to the Pro Bowl in 2001 with the Ravens. For his 14-year NFL career, Sharpe played 204 regular-season games (169 starts) and had 815 receptions for 10,060 yards (12.3 avg.) with 62 touchdowns. Sharpe owns more receptions, receiving yards, receiving touchdowns, Super Bowl wins and Pro Bowl selections than any of the other seven tight ends enshrined in the Pro Football Hall of Fame. Selected by the Broncos in the seventh round (192nd overall) of the 1990 NFL Draft from Savannah State University, Sharpe was named the first-team tight end on the NFL 1990s All-Decade Team as chosen by the Hall of Fame Selection Committee members.



SHARPE'S NFL CAREER RECORD

Games	Starts	Rec.	Yds.	Avg.	LG	TD
204	169	815	10,060	12.3	82t	62




DENNIS SMITH

6-3 • 200 • SOUTHERN CALIFORNIA

YEAR INDUCTED: 2001

YEARS WITH BRONCOS: 1981-94

SAFETY



49

Dennis Smith was inducted into the Denver Broncos Ring of Fame in 2001, honoring his stellar 14-year career with the club during which he established himself as one of the most feared safeties in the NFL. A ferocious hitter, Smith was voted to six Pro Bowls (1985-86, '89-91, '93) that tie for the sixth most by a player in Broncos history. The four-time All-NFL choice (1985-86, '89, '93) was a key part of seven playoff teams, five division champions and three Super Bowl teams (XXI in 1986, XXII in '87, XXIV in '89) with Denver. Selected by the Broncos in the first round (15th overall) of the 1981 NFL Draft from the University of Southern California, Smith finished his career ranked third all time in games played (184) by a Bronco and fifth in games started (170). He currently ranks sixth in club annals in both categories. The safety also is one of just four players in the history of the Broncos to play at least 14 seasons with the club. Smith's 30 career interceptions and 431 career interception return yards both were the fifth-highest totals at the time of his retirement (currently ranked seventh and sixth, respectively). Smith's career totals also include 1,171 tackles (794 solo) and 15 sacks. He posted a career-high five sacks in 1983, a career-best five interceptions in '91 and a career-high 120 tackles in '92. For his career, Smith recorded five seasons with at least 100 tackles. He was a consensus All-America choice in 1980 as a senior at USC, where he lettered four times in football and three times in track.



SMITH'S NFL CAREER RECORD

Games	Starts	Solo	Assist	Total	Sacks	Int.	Yds.	Avg.	TD	Fum. Rec.	Fum TD	Def. TD
184	170	794	377	1,171	15.0	30	431	14.4	0	17	1	1



PAUL SMITH

6-3 • 256 • NEW MEXICO

YEAR INDUCTED: 1986

YEARS WITH BRONCOS: 1968-78

DEFENSIVE TACKLE



70

Paul Smith was inducted into the Denver Broncos Ring of Fame in 1986 along with quarterbacks Frank Tripucka and Charley Johnson. The defensive tackle recorded 55.5 sacks with the Broncos from 1968-78, finishing his 11-year career in Denver ranked second in that category (currently seventh). He posted 10.5 sacks in 1972 and 11 sacks in '73, propelling him to back-to-back Pro Bowl selections, while registering a career-high 12 sacks during the '71 campaign. Smith did not miss a game for five consecutive seasons from 1969-73, appearing in all 70 contests during that period. He saw action in 12 games during the 1977 campaign, a season in which the AFC West-champion Broncos reached the playoffs for the first time in club history and played in Super Bowl XII against the Cowboys. Smith was one of the team's defensive leaders during the years when Denver was building the foundation for defensive excellence with the famed "Orange Crush." His head coach, John Ralston, once said that Smith was "the finest defensive tackle in pro football," and the lineman was known for being one of the quickest defensive tackles in the NFL. Smith's 11-year career was the longest in Broncos annals until he was surpassed by fellow Ring of Famer Billy Thompson. He was the first 10-year man in Broncos history after joining the club as a ninth-round selection (222nd overall) in the 1968 NFL Draft from the University of New Mexico. Smith finished his professional career by playing two seasons with Washington from 1979-80. Smith passed away on March 14, 2000.



SMITH'S NFL CAREER RECORD

Games	Starts	Sacks	Int.	Yds.	Avg.	TD
164	N/A	N/A	2	14	7.0	0



ROD SMITH

6-0 • 205 • MISSOURI SOUTHERN

YEAR INDUCTED: 2012

YEARS WITH BRONCOS: 1994-2007

WIDE RECEIVER



80

Rod Smith, the franchise's all-time leading receiver, was elected to the Denver Broncos Ring of Fame in 2012. A three-time Pro Bowl selection (2000-01, '05), Smith played 183 regular-season games (158 starts) over 12 seasons while setting club records for receptions (849), receiving yards (11,389) and receiving touchdowns (68). He also established the team's career postseason receiving marks with 49 catches for 860 yards and six touchdowns in 13 playoff games, including Denver's back-to-back Super Bowl championships following the 1997 and '98 seasons. Originally signed by the Broncos as a college free agent from Division II Missouri Southern University in 1994, Smith spent his rookie season on Denver's practice squad. His first NFL reception came against the Washington Redskins on Sept. 17, 1995, on a 43-yard catch from quarterback John Elway as time expired to give the Broncos a dramatic 38-31 victory. Smith eclipsed the 1,000-yard receiving mark in six consecutive seasons from 1997-2002 and in a club-record eight seasons overall (also from 2004-05). He produced 30 100-yard receiving games in the regular season, including in a career-high eight contests during the 2000 season. Following his final game as a Bronco at the conclusion of the 2006 regular season, Smith was ranked 11th in NFL history in career receptions (849), 17th in career receiving yards (11,389) and tied for 30th in career receiving touchdowns (68). His string of posting 70 or more catches for nine consecutive seasons (1997-2005) tied for the second-longest streak in NFL history, and his career receiving yardage total still ranks second among undrafted players in league annals.



SMITH'S NFL CAREER RECORD

Games	Starts	Rec.	Yds.	Avg.	LG	TD
183	158	849	11,389	13.4	85t	68



LIONEL TAYLOR

6-2 • 215 • NEW MEXICO HIGHLANDS

YEAR INDUCTED: 1984

YEARS WITH BRONCOS: 1960-66

END



87

Lionel Taylor, one of the "original Broncos," was one of the initial Ring of Famers after being inducted with the inaugural class in 1984. He finished his seven-year Broncos career (1960-66) as the franchise's all-time leader in receptions (543) and receiving yards (6,872), records he held until 1999 (and now ranks fourth in each). In addition, he set a Broncos record for career touchdown receptions with 44, a mark that now ties for the fifth highest in team history. He caught 92 passes for 1,235 yards (13.4 avg.) with 12 touchdowns in Denver's inaugural 1960 campaign, and his reception total that year was the eighth best by a second-year player in NFL history. Taylor followed his impressive 1960 campaign with 100 receptions (1,176 yds.) in 1961 that stood as the franchise record until 2000 and currently tie for eighth on its single-season chart. Regarded by many as the possessor of the best hands in pro football, Taylor led the AFL in receiving for five of the league's first six years of existence. He never caught fewer than 76 passes in a season over those first six years, averaging 84.7 catches from 1960-65 for the highest six-year total in football history at that time. He totaled AFL/NFL bests in receptions (508) while ranking third in receiving yards (6,424) and tying for eighth in touchdown receptions (43) from 1960-65. A three-time All-AFL selection (1960-61, '65) who played in the league all-star game in 1962, Taylor attended New Mexico Highlands University. He entered the NFL with Chicago in 1959 and played for the Bears as a linebacker for one season before joining the Broncos in 1960. He finished his professional career playing two seasons with Houston from 1967-68.



TAYLOR'S NFL CAREER RECORD

Games	Starts	Rec.	Yds.	Avg.	LG	TD
121	N/A	567	7,195	12.7	80t	45



BILLY THOMPSON

6-2 • 201 • MARYLAND STATE

YEAR INDUCTED: 1987

YEARS WITH BRONCOS: 1969-81

SAFETY




36

Billy Thompson, regarded by many as one of the best defensive backs in Denver Broncos history, was the only Ring of Fame inductee in 1987. A third-round draft choice (61st overall) by the Broncos in 1969, Thompson was the first player in team history to play 13 seasons with Denver (1969-81) with that total tying for the sixth highest in franchise annals. A team captain for many years, Thompson finished his career with more starts (178) and games played (179) than any player in Broncos history and currently ranks third and 10th, respectively, in those categories. The safety also had the longest consecutive start and games played streaks (156 games) in Broncos history at the time of his retirement, marks that currently rank first and third, respectively, in club annals. Thompson was a three-time Pro Bowl selection (1977-78, '81) who earned All-NFL honors twice (1977-78) while establishing himself as one of the game's top ballhawks, finishing his career with a club-record 61 takeaways (40 INTs/21 FUM) as a member of teams that reached the playoffs three times (1977-79), won two division titles (1977-78) and appeared in one Super Bowl (XII in 1977). His 40 career interceptions are the third most by a Bronco in team history, and Thompson stands atop the Broncos' career interception return yardage list with 784 for a 19.6-yard average that is the second best in club history. The safety scored seven defensive touchdowns for his career, reaching the end zone three times on interception returns and four times on fumble recoveries. His three interception return touchdowns tie for the third-highest total in Broncos annals while his four fumble recovery touchdowns stood as the NFL's career record for many years and currently tie for third in league history. As a rookie in 1969, Thompson became the first player in pro football history to lead his league in both kickoff (28.5 avg.) and punt return (11.5 avg.) average in the same season. He finished his career with the second-most punt return yards (1,814), seventh-best punt return average (11.6) and third-best kickoff return average (25.1) in Broncos history. Thompson enjoyed a brilliant career at Maryland State (now Maryland-Eastern Shore), earning All-CIAA honors three times as a defensive back and being named team MVP as a senior. He also twice earned NAIA All-America honors and made All-CIAA three times in baseball as a centerfielder.



THOMPSON'S NFL CAREER RECORD

Games	Starts	Sacks	Int.	Yds.	Avg.	TD	Fum. Rec.	Fum TD	Def. TD
179	178	4.0	40	784	19.6	3	21	4	7




FRANK TRIPUCKA

6-2 • 192 • NOTRE DAME

YEAR INDUCTED: 1986

YEARS WITH BRONCOS: 1960-63

QUARTERBACK



18

Frank Tripucka, who joined the Denver Broncos Ring of Fame in 1986, is one of the "original Broncos," playing for the team from 1960-63. Tripucka led the Broncos to their first-ever .500 season in 1962 (7-7) and represented half of the Tripucka-to-Lionel Taylor passing combination as the duo (both Ring of Famers) went on to set various records together. Tripucka, who joins John Elway and Floyd Little as one of three Broncos whose jersey number is retired, recorded his best statistical season in 1960 when he completed 248-of-478 passes (51.9%) for 3,038 yards with 24 touchdowns. His 3,038 passing yards led the AFL that year while his 24 touchdown passes tied for the second-highest total in the league. The signal-caller was selected to play in the AFL All-Star Game following a 1962 season in which he threw for 2,917 yards to lead Denver to a 7-7 record and a second-place finish in the AFL West. Tripucka's 7,645 passing yards and 51 touchdown passes from 1960-62 marked the second-highest totals in the AFL during those three seasons. Tripucka currently ranks eighth in Broncos history in career passing yards (7,676), sixth in pass attempts (1,277), eighth in completions (662) and eighth in touchdown passes (51). His 447 passing yards against Buffalo (9/15/62) stood as the Broncos' single-game record until 2000 and currently tie for sixth in club annals. A former star at Notre Dame, Tripucka joined the Broncos after playing for Detroit (1949), the Chicago Cardinals (1950-52) and the Dallas Texans (1952).



TRIPUCKA'S NFL CAREER RECORD

Games	Starts	Att.	Comp.	Yards	Pct.	TD	INT	LG	Rtg.
75	N/A	1,745	879	10,282	50.4	69	124	96t	52.2



JIM TURNER

6-2 • 205 • UTAH STATE

YEAR INDUCTED: 1988

YEARS WITH BRONCOS: 1971-79

KICKER



15

Jim Turner, a 1988 inductee into the Denver Broncos Ring of Fame, ranks as one of the most prolific kickers of all time in professional football. He never missed a game as a pro and finished with a streak of 228 consecutive appearances, including 130 in nine seasons (1971-79) with the Broncos, for whom he scored 742 points to establish himself as Denver's all-time scoring leader until Jason Elam passed his mark in 1999. Turner also ranks behind only Elam in Broncos history in career field goals made (151) and extra points made (283). Turner's 151 field goals made with Denver from 1971-79 marked the fourth-highest total in the NFL during that period while his 742 points scored were the fifth most in the league over that span. In 1977, Turner helped Denver post a 12-2 regular-season record to earn the franchise's first-ever playoff appearance en route to advancing to Super Bowl XII against Dallas. Turner was a key part of Broncos squads that earned a total of three playoff appearances (1977-79) and two division titles (1977-78). Named the Broncos' special teams MVP in 1975, Turner joined Denver in 1971 after the club acquired him in a trade from the New York Jets. He played seven seasons for the Jets (1964-70), helping lead the club to a victory in Super Bowl III against Baltimore. At the time of his retirement, Turner ranked second in NFL career scoring with 1,439 points (currently 25th) as well as second in field goals with 304 (currently tied for 26th). Turner kicked 521 career extra points (currently 23rd in NFL history) and was the fourth player to ever reach the 500 mark. Before entering the NFL, Turner was a three-time letterman as a quarterback at Utah State University in the early 1960s.



TURNER'S NFL CAREER RECORD

PAT CONVERSIONS			FIELD GOALS			
Games	No.-Att.	Pct.	No.-Att.	Pct.	LG	Pts.
228	521-543	95.9	304-488	62.3	53	1,439



RICK UPCHURCH

5-10 • 175 • MINNESOTA

YEAR INDUCTED: 2014

YEARS WITH BRONCOS: 1975-83

WIDE RECEIVER/RETURNER




80

Rick Upchurch joined Gene Mingo and Dan Reeves as Denver Broncos Ring of Fame inductees in 2014. Upchurch, who spent his entire nine-year NFL career (1975-83) with the Broncos, made four Pro Bowls (1976, '78-79, '82) and five Associated Press All-Pro teams (1976-79, '82) as a returner. He was named a first-team 1970s NFL All-Decade choice by the Pro Football Hall of Fame Selection Committee in addition to earning second-team 1980s NFL All-Decade honors as a kick returner. Upchurch is the only player in Broncos history to make multiple all-decade teams with the franchise. His career totals include 267 receptions for 4,369 yards (16.4 avg.) with 24 touchdowns, 49 rushes for 349 yards (7.1 avg.) with three scores, 248 punt returns for 3,008 yards (12.1 avg.) with eight touchdowns as well as 95 kickoff returns for 2,355 yards (24.8 avg.). Upchurch's eight career punt return scores tied Pro Football Hall of Fame safety Jack Christiansen for the most in NFL history at the time of his retirement and currently rank first in franchise annals. In 1976, he led the NFL with a 13.7-yard punt return average and four punt return scores. His four touchdowns on punt returns tied an NFL record which still hasn't been broken. He finished first in the league in punt return average (16.1) and punt return touchdowns (2) again in 1982. His best offensive season came in 1979 when he paced the Broncos with 64 receptions for 937 yards (14.6 avg.) with seven touchdowns. His 937 yards marked the sixth-highest single-season total in franchise history at the time and his seven receiving scores tied for sixth. Selected by the Broncos in the fourth round (95th overall) of the 1975 NFL Draft from the University of Minnesota, Upchurch was a 2003 inductee into the Colorado Sports Hall of Fame. He was born on May 20, 1952, in Toledo, Ohio.



UPCHURCH'S NFL CAREER RECORD

RECEIVING							PUNT RETURNS				
Games	Starts	No.	Yds.	Avg.	LG	TD	No.	Yds.	Avg.	LG	TD
119	N/A	267	4,369	16.4	90t	24	248	3,008	12.1	92t	8




LOUIS WRIGHT

6-2 • 200 • SAN JOSE STATE

YEAR INDUCTED: 1993

YEARS WITH BRONCOS: 1975-86

CORNERBACK



20

Louis Wright was named to the Denver Broncos Ring of Fame in 1993 following an electrifying 12-year career (1975-86) with the club as a cornerback. Selected by the Broncos in the first round (17th overall) of the 1975 NFL Draft from San Jose State University, Wright was a five-time Pro Bowl choice (1977-79, '83, '85) and is one of nine players in franchise history to be selected to at least five Pro Bowls. He was named All-NFL by *The Sporting News*, *Pro Football Weekly* and the NEA in 1977, a year in which he was a key member of Denver's 12-2 team that became the first in franchise history to make the playoffs en route to reaching Super Bowl XII against Dallas. For his career, Wright helped the Broncos earn six playoff berths (1977-79, '83-84, '86), four division titles (1977-78, '84, '86) and two Super Bowl appearances (XII in '77 and XXI in '86). He received All-AFC honors from UPI in 1985 after posting five interceptions that year while his teammates voted him Denver's MVP on defense following both the 1982 and '84 seasons. Wright played 166 career games as a Bronco, including 163 starts that ranked fourth in club history at the time of his retirement and currently stand eighth. The defensive back played every game in a season eight times, including the 1983 campaign in which he recorded a career and team-high six interceptions. Wright's 26 career interceptions rank eighth in club history while his 360 career interception return yards are eighth on Denver's all-time list. He recovered 11 fumbles for his career and scored twice on fumble recoveries for touchdowns. At San Jose State, Wright was a two-time letterwinner as a defensive back. He also won two letters in track and once ran the 100 meters in 9.6 seconds.



WRIGHT'S NFL CAREER RECORD

Games	Starts	Sacks	Int.	Yds.	Avg.	TD	Fum. Rec.	Fum TD	Tot. TD
166	163	3.0	26	360	13.8	1	11	2	4



GARY ZIMMERMAN

6-6 • 294 • OREGON

YEAR INDUCTED: 2003

YEARS WITH BRONCOS: 1993-97

TACKLE



65

Gary Zimmerman, named to the Pro Football Hall of Fame Class of 2008, was inducted into the Denver Broncos Ring of Fame in 2003. He played tackle for the Broncos for five seasons (1993-97) and became the first offensive lineman in the history of the franchise to be honored with inclusion in the Ring. A finalist for the Pro Football Hall of Fame from 2003-04 and '06-07 before he joined John Elway as the second HOF inductee who spent a primary portion of his career in Denver, Zimmerman was acquired by the Broncos in a trade from Minnesota on Aug. 24, 1993, after playing his first seven years with the Vikings. He was named to the Pro Bowl three times (1994-96) as a Bronco and helped the franchise to its first-ever World Championship with a victory over Green Bay in Super Bowl XXXII during his final season in 1997. Zimmerman, who started all 76 games played as a Bronco, helped Denver lead the NFL in total yards twice (1996-97) and record three consecutive top-5 league rushing rankings (1995-97), including an NFL-best mark in 1996. During his 12 seasons in the NFL from 1986-97, Zimmerman started all 184 games played and was named to seven Pro Bowls (1987-89, '92, '94-96) while receiving first- or second-team All-Pro honors eight times. He holds the unique distinction of being one of only a handful of players to be named to two NFL All-Decade Teams (1980s and 1990s). Picked in the first round (third overall) of the 1984 supplemental draft by the New York Giants, his signing rights were traded to the Vikings for two second-round picks in the 1986 draft. He spent two seasons with the L.A. Express of the USFL before reporting to Minnesota, where he began a streak of 169 consecutive starts that lasted until 1996 when surgery sidelined him. Zimmerman, who helped the Vikings lead the NFC in rushing in 1991, anchored offensive lines that blocked for a conference's leading passer four times during his career (1986, '88, '93, '96). He played at the University of Oregon, where he received first-team All-Pacific-10 Conference honors as a senior.



ZIMMERMAN'S NFL CAREER RECORD

Games	Starts
184	184



BRONCOS ANNUAL AWARD WINNERS


DARRENT WILLIAMS GOOD GUY AWARD

Denver Broncos safety Justin Simmons was presented with the 11th Annual Darrent Williams Good Guy Award in 2017, as selected by the team's local media.

The award was created in memory of former Broncos cornerback Darrent Williams, who passed away on Jan. 1, 2007, after completing his second season with the team. The honor is bestowed annually to the Bronco who best exemplifies Williams' enthusiasm, cooperation and honesty while dealing with members of the press.

According to ESPN senior writer Jeff Legwold, "Simmons was repeatedly commended for the quality of his answers to often tough questions and his willingness to step forward after both good and bad days for the team."

Simmons was the 11th consecutive Broncos defensive player to win the local award. In what was one of the closest votes since the inception of the award in 2007, wide receiver Demaryius Thomas and nose tackle Domata Peko Sr. also received significant consideration for the honor.



PREVIOUS BRONCOS WINNERS



Player	Year
Justin Simmons	2017
DeMarcus Ware	2016
Brandon Marshall	2015
Terrance Knighton	2014
Chris Harris Jr.	2013
Wesley Woodyard	2012
Champ Bailey	2011
Mario Haggan	2010
Elvis Dumervil	2009
Ebenezer Ekuban	2008
John Lynch	2007

ED BLOCK COURAGE AWARD



The Denver Broncos selected inside linebacker Todd Davis as their 2017 Ed Block Courage Award winner.

Each year, the Ed Block Courage Award honors players who exemplify commitments to the principles of sportsmanship and courage.

Davis battled through injuries this season to start all 13 games played in 2017 and ranked second on the team with 78 tackles (48 solo). A college free agent from Sacramento State University who was claimed off waivers from New Orleans midway through his rookie season in 2014, he worked his way into the Broncos starting lineup the past two seasons through hard work and perseverance.

Davis was selected by his teammates for serving as an inspiration in the locker room, maintaining a positive work ethic and showing tremendous character on and off the field.

The Ed Block Courage Award is named in honor of Ed Block, the longtime head athletic trainer of the Baltimore Colts, who was a pioneer in his profession and a respected humanitarian. Recipients are selected by their teammates for exceptional courage, great character and inspiring effort.

The 40th Ed Block Courage Awards recognizing recipients from each of the 32 NFL teams was held at the Renaissance Hotel-Inner Harbor in Baltimore on March 9, 2018.

PREVIOUS BRONCOS WINNERS

Player	Year	Player	Year
Todd Davis	2017	John Mobley	2000
Matt Paradis	2016	Rod Smith	1999
B. Marshall/D. Trevathan	2015	Tony Jones	1998
Chris Harris Jr.	2014	Steve Atwater	1997
Knowshon Moreno	2013	Ed McCaffrey	1996
Chris Kuper	2012	Dave Wyman	1995
Elvis Dumervil	2011	Rondel Jones	1994
Ryan Clady	2010	Simon Fletcher	1993
Brian Dawkins	2009	Dennis Smith	1992
Marquand Manuel	2008	John Elway	1991
John Engelberger	2007	Keith Kartz	1990
Louis Green	2006	Rick Dennison	1989
Dwayne Carswell	2005	Gerald Willhite	1988
Dan Neil	2004	Dennis Smith	1987
Tom Nalen	2003	Rubin Carter	1986
Keith Burns	2002	Rulon Jones	1985
Terrell Davis	2001	Keith Bishop	1984

BRONCOS IN THE COMMUNITY

MISSION STATEMENT

The Denver Broncos are committed to improving lives in our community by focusing on Youth Development, Quality of Life, Health & Wellness, Youth Football and Civic Engagement.

DENVER BRONCOS COMMUNITY DEVELOPMENT



Alongside key community partners in each focus area, the Denver Broncos are able to make a difference through strategic programming, unique events and dedicated advocacy. For more information on community programs and events, please visit DenverBroncos.com/Community.

In 2017 alone, more than 100 Denver Broncos players combined for nearly 1,000 service hours in the community. Highlighted here are the Broncos' five community focus areas along with their respective 2018 community partner organizations.

YOUTH DEVELOPMENT

Preparing youth to achieve their full potential through activities and experiences to develop physical, developmental and social competencies.

2018 Youth Development Organizations/Programs:

Boys & Girls Clubs of Metro Denver


Character Playbook

Fuel Up to Play 60

Play 60

Playworks

Project PAVE



QUALITY OF LIFE

Meeting basic needs through resources, programs and education as part of an ongoing commitment to the overall quality of life.

2018 Quality of Life Organizations:

Denver Rescue Mission

Food Bank of the Rockies

Habitat for Humanity of Metro Denver

Rose Andom Center



HEALTH & WELLNESS

Supporting research, awareness and treatment with the ultimate goal of optimal mental, physical and social well-being.

2018 Health & Wellness Organizations:

Alzheimer's Association
American Cancer Society
Bonfils Blood Center
Children's Hospital Colorado
Make-A-Wish Colorado
National Sports Center for the Disabled
UCHealth



YOUTH FOOTBALL



Improving youth and high school football through programs, clinics and camps that focus on character, player safety, team development and the benefits of football.

2018 Youth Football Organizations:

Aurora Public Schools
CHSAA
Denver Public Schools
Special Olympics Colorado
USA Football

CIVIC ENGAGEMENT

Working to make a difference in the lives in our community through volunteerism, military/first-responder appreciation and social justice initiatives.

2018 Civic Engagement Organizations/Programs:

Cheer for the Troops
Mile High United Way
Volunteers of America



2017 COMMUNITY IMPACT BY THE NUMBERS

108
PLAYERS
PARTICIPATED

567
PLAYER EVENTS &
APPEARANCES

975+
SERVICE HOURS
BY PLAYERS

BRONCOS COMMUNITY AWARD WINNERS

WALTER PAYTON NFL MAN OF THE YEAR



Cornerback Chris Harris Jr. was selected as the Denver Broncos' 2017 Walter Payton NFL Man of the Year nominee. The prestigious award, presented by Nationwide, recognizes a player for his outstanding leadership both on the field and in the community.

A three-time Pro Bowler (2014-16) and two-time Associated Press All-Pro (First Team, 2016; Second Team, 2015), Harris Jr. has been a leader in the Denver community since joining the team as a college free agent in 2011.

Harris Jr. and his wife, Leah, started the Chris Harris Jr. Foundation in 2012 to provide underprivileged youth with unique opportunities so they can more adequately achieve their goals.

Harris Jr., who received one Division I scholarship offer and was undrafted, supports 'underdogs' throughout Colorado in addition to his hometown of Tulsa, Okla. Each summer, Harris Jr. holds his Underdog Academy Football & Cheer Camp in Tulsa, teaching young athletes football fundamentals and lessons in leadership.

Through his foundation, Harris Jr. has established partnerships with notable national and local organizations, including the Denver Children's Home (DCH), which helps kids who have survived trauma, neglect and abuse confront serious mental health challenges. The Chris Harris Jr. Foundation has positively impacted hundreds of kids and families through various programs and events supporting DCH.

Dating back to 2014, Harris Jr. has worked with children from DCH and Salvation Army with a holiday shopping spree at his "Shop with a Jock" event. In 2017, he deepened his support for DCH with the inaugural "Coats for a Cause" drive, which collected more than 350 coats and raised nearly \$6,000.

Since 2013, Harris Jr. has supported various statewide and nationwide initiatives to speak out against domestic violence, including the National Domestic Violence Hotline's "How I See DV" campaign and the NFL's NO MORE movement. This season, the Broncos tapped Harris Jr. for a statewide PSA in partnership with "Stand Up Colorado," a collaborative, multi-year relationship violence prevention campaign spearheaded by the Colorado Attorney General that goes beyond public awareness to alter behavior and affect long-term social change.

Last summer, Harris Jr. joined Denver Mayor Michael B. Hancock in launching Mentor Colorado's #MentoringFlipped campaign to improve the number of quality mentoring relationships for young people. Harris Jr. was selected because of his commitment to mentoring underdogs and work with Big Brothers Big Sisters over the past four years.

Harris Jr. has also been one of the most consistent advocates for the team's community platform, including his role as the player liaison for the team's partnership with Denver Rescue Mission. He received the Broncos Community Ambassador Award in 2015 and 2016 for his leadership in team initiatives.

WALTER PAYTON NFL MAN OF THE YEAR (SINCE 2002)

Below are the Broncos' nominees for the Walter Payton NFL Man of the Year award since 2002. Quarterback John Elway received the national honor from the NFL in 1992, given to the individual who provides leadership for his teammates on the gridiron and his fellow citizens in the community.

Player	Year	Player	Year
Chris Harris Jr.	2017	Champ Bailey	2009
Virgil Green	2016	Champ Bailey	2008
David Bruton Jr.	2015	Domonique Foxworth	2007
Ben Garland	2014	Rod Smith	2006
Wesley Woodyard	2013	John Lynch	2005
Zane Beadles	2012	Rod Smith	2004
Wesley Woodyard	2011	Ian Gold	2003
Wesley Woodyard	2010	Ed McCaffrey	2002

2017 "CHAMPIONS IN THE COMMUNITY" AWARD WINNERS



Von Miller - Community Impact Award
Casey Kreiter - Community Ambassador Award
Will Parks - Community Ambassador Award
Emmanuel Sanders - Community Ambassador Award
Justin Simmons - Community Ambassador Award

THE DENVER BRONCOS CHEERLEADERS

Members of the Denver Broncos cheerleading squad divide thousands of hours annually among dozens of Colorado organizations. Many associations, including Global Down Syndrome Foundation, Denver Broncos Boys and Girls Club, Craig Hospital, Children's Hospital, Habitat for Humanity, Denver Rescue Mission and Race for the Cure, have been supported and visited by members of the squad in recent years.

For the 2018 season, the squad will continue to promote community involvement as its primary commitment, including the Twelfth Annual Cheer for the Troops Campaign, shipping thousands of pounds of food, hygiene and gift items all over the world to military serving our country.

Since 2003, members of the Denver Broncos cheerleaders have toured military bases all over the world. In 2017, team members visited Cuba, Greenland, Honduras, El Salvador, South Korea, Australia, Diego Garcia, and Singapore.

Denver Broncos Cheerleaders were excited to be invited by the NFL in 2017 to spend Super Bowl LII in Mexico City where they participated in community events during the week, culminating in several Super Bowl LII performances throughout the city.



Entering their 26th season, the Denver Broncos cheerleaders are one of the premier teams in the National Football League. The Broncos brought cheerleaders back in 1993 after a 17-year absence and are proud of the work the team does both on the field and, more importantly, in the community.

The Broncos' cheerleaders are selected through auditions held each spring. In 2018, more than 200 women tried out for the 26 available positions. Auditions are a week long and include evaluation in dance technique, choreography, business interview and football knowledge. The week culminates in a

live Final Audition Show, open to the public, where the team is announced.

Known for their distinctive western uniforms, the cheerleaders wear long leather chaps and jackets in the fall months, ski-wear for cold games and a more traditional cheerleading leather skirt and vest in the summer months. The three uniform changes give the group flexibility with the rapidly changing Colorado weather.

In 2018, the cheerleaders will have a calendar, poster and other merchandise available for sale. For more information on the cheerleaders, including audition information and individual bios, visit www.DenverBroncos.com/cheerleaders.



JUNIOR CHEERLEADERS / MASCOTS

JUNIOR DENVER BRONCOS CHEERLEADERS

The Junior Denver Broncos Cheerleaders (JDBC) program is designed specifically to promote self-esteem, pride, commitment and discipline among young women ages 6 to 12. This program offers a rare and truly special opportunity for young women to perform during pregame and halftime shows for 76,000 Denver Broncos fans at Broncos Stadium at Mile High. Junior Cheerleaders will participate in monthly clinics taught by the Denver Broncos Cheerleaders and have the opportunity to participate in charity and community appearances. JDBC clinics will be held at Broncos Stadium at Mile High on one-to-two Saturdays a month from June through December.



No tryouts are required for the program! The Junior Denver Broncos Cheerleaders is a team tailored to kids of all ages and ability levels. This is a community program open to young girls with years of experience or girls who are just being exposed to cheerleading and dance.

THUNDER

The Denver Broncos in 2018 will begin their 26th year with Thunder as the club's live mascot.

The purebred Arabian gelding Thunder displays his impressive canter from one end zone to the other following every Broncos touchdown.

Thunder III, provided by Thunder Spirit LLC of Denver, will enter his fifth full season with the Broncos in 2018. Thunder III made his first appearance for Denver in New York/New Jersey during Super Bowl XLVIII.

Thunder II, which served as Denver's mascot for 10 years (2004-13), still makes occasional non-gameday appearances for the Broncos.

The original Thunder served as the Broncos' mascot for 11 years (1993-2003) after making his Mile High debut on Sept. 12, 1993, during a Broncos victory over the San Diego Chargers.

Thunder is trained and ridden by Ann Judge of Thunder Spirit LLC. Judge is an accomplished equestrian.



MILES



Popular with all fans and especially children, Miles entertains the Broncos' faithful at every home game and has made more than 325 appearances throughout the Denver community each year since being introduced in 2001.

Miles has performed all across Colorado and the world, including appearances at the Chinese New Year's Parade in Hong Kong, the Macy's Thanksgiving Parade in New York City and the Pro Bowl in Hawaii and all over the Bay Area for Super Bowl 50. Miles also visited more than 15,000 students in Colorado and Wyoming with his Fuel Up to Play 60 Program.

If you would like to inquire about scheduling Miles for your next event or birthday party, please contact Brad Post in the Broncos' marketing department at (720) 258-3114 or visit www.denverbroncos.com/Miles.

BRONCOS STADIUM AT MILE HIGH

The Denver Broncos began a new era in 2001 when they took to the field in their new venue, Broncos Stadium at Mile High. Built adjacent to their previous home of 41 years, Mile High Stadium, the new stadium features first-class, state-of-the-art amenities for the teams and fans alike.

With seating capacity set at 76,125, Broncos Stadium at Mile High is one of the largest stadiums in the National Football League. It includes 1.7 million square feet of space (approximately twice that of Mile High Stadium), providing the ultimate in comfort and convenience—including wider concourses, wider seats, more restrooms, elevators and escalators and full-service accommodations for people with disabilities.

Broncos Stadium at Mile High features 132 luxury suites on two levels as well as 8,800 club seats. It is highlighted by an emphasis on state-of-the-art technology while maintaining the traditional aspects of Mile High Stadium that gave the Broncos a decided home-field advantage over the years. Those features include the close proximity of the seats to the field as well as steel treads and risers that fans utilize to create the same deafening roar that characterized Mile High Stadium.

A \$30 million investment in Broncos Stadium at Mile High during the 2013 offseason increased the size of its scoreboard by three times while enhancing all stadium audio/visual elements, suites and concourses.

The stadium was designed and built by Turner/Empire/Alvarado Construction and HNTB Architects in association with Fentress Bradburn Architects and Bertram A. Bruton Architects. Numerous Colorado companies and hundreds of professional designers, engineers and construction tradesmen were involved in the construction of the new state-of-the-art facility.

Construction began during the summer of 1999, and official groundbreaking on the stadium was held on Aug. 17, 1999. The Broncos won the first game ever played in the new stadium, 31-24, over New Orleans on Aug. 25, 2001, in the preseason and won the first regular-season game, 31-20, at the facility on *Monday Night Football* against the New York Giants on Sept. 10, 2001.

BRONCOS STADIUM AT MILE HIGH FACTS

RECORD AT BRONCOS STADIUM AT MILE HIGH

91-45 (.669) Regular Season / 6-3 (.667) Postseason

LOCATION

1701 Bryant Street in Denver, just west of Interstate 25, near downtown

DEVELOPER AND OWNER

Metropolitan Football Stadium District

SEATING

Capacity 76,125

(Lower Level-31,950 / Mid Level-19,100 / Upper Level-25,075)

SUITES/CLUB SEATS

132 Luxury Suites on two levels / 8,800 club seats

AREA

Site: Approximately 83 acres

Footprint: 15.34 acres

Gross square footage: 1,693,000

ARCHITECT

HNTB Corporation, in association with Fentress Bradburn Architects and Bertram A. Bruton & Associates

CONTRACTOR

Turner Construction, Empire Construction, Alvarado Construction

BY THE NUMBERS:

- 1,717,000 square feet area
- 4,844,000 field man hours
- 300,000 cubic yards of excavation
- 85,000 cubic yards of concrete (*enough to build the foundations for all the houses in Trinidad, Colo. (pop. 9,900)*)
- 12,000,000 pounds of reinforced steel
- 1,500,000 square feet of wire mesh
- 12,000 tons of structural steel
- 130,000 bricks
- 1,600,000 masonry blocks
- 1,000,000 square feet of drywall
- 500,000 square feet of sidewalks
- 2,100,000 square feet of asphalt paving (*equivalent to 16 miles of two-lane highway*)
- 256 miles of post tensioning cable (*enough to stretch from Trinidad, Colo., to Fort Collins, Colo.*)
- 35,000 linear feet of curb
- 130,000 square feet of curtainwall
- 31,000 square feet of suite windows
- 200,000 pounds of aluminum
- 30,000 square feet of glass
- 76,000 square feet of metal panels
- 1,500 plumbing fixtures
- 25,000 light fixtures
- 2,500 tons of cooling

BRONCOS STADIUM HISTORY

The Denver Broncos played nearly all of their home games for the first 41 seasons of club history in one building. Known since 1969 as Mile High Stadium, the facility opened in 1948 as Bears Stadium for the Denver Bears of baseball's old Western League with long range plans to utilize it for football as well. When Denver became a charter member of the American Football League in 1959, the south stands (8,100 seats) and portable east stands (9,616 seats) were added to give a capacity of 34,657 for football. The Broncos began play in 1960.

After Denver voters turned down a stadium bond issue to build an all-purpose metropolitan stadium in 1967, a non-profit group began a fundraising drive with the goal of purchasing the stadium for the city. In February 1968, the group bought the stadium from Rocky Mountain Empire Sports for \$1.8 million and presented it to the city of Denver. A 16,000-seat upper deck was immediately constructed over the west stands, raising the capacity to more than 50,000 for the 1968 season. In December 1968, the stadium was renamed Denver Mile High Stadium.

The Broncos posted a home record of 191-109-7 (.634) in 41 seasons of play from 1960-2000. With the exception of two games played at the University of Denver Stadium (1962 and '63 home openers; 1-1 record), every Broncos home game was played in the single facility known either as Bears Stadium or Mile High Stadium with the club posting a 190-108-7 (.638) record in the building. The Broncos went 19-40-2 (.328) from 1960-68 in Bears Stadium before posting a 171-68-5 (.711) record from 1969-2000 after the name was changed to Mile High Stadium.

The stadium was filled for every regular-season game from the beginning of the 1970 season through its final season in 2000. The Broncos sold out 237 consecutive regular-season games, and with postseason contests the total reached 250 over the 31-year period.

Expansion of Mile High Stadium, which began in 1975, was completed for the 1977 season to give the Broncos the seventh-largest home facility in the league. Denver voters passed a \$25 million bond issue in 1974 to expand and improve the stadium from its capacity of 51,706 to 75,100. The stadium held 63,532 for the 1976 season, halfway through the project.

Bringing the stadium to its final capacity of 76,098 in 1986 was the construction of 60 penthouse suites atop the west stands.

One of the unique aspects of Mile High Stadium was its movable east stands. The massive single section, when fully extended, formed a horseshoe configuration for football, and when retracted, was in position for

FAST FACTS

Broncos Home Record, 1960-2000

*(Bears Stadium/Mile High Stadium,
University of Denver Stadium):*

191-109-7 (.634)

Broncos Record at Bears Stadium/ Mile High Stadium:

190-108-7 (.638)

*19-40-2 (.328) as Bears Stadium, 1960-68
171-68-5 (.711) as Mile High Stadium, 1969-2000*

Broncos Record at U. of Denver Stadium


1-1 (.500)

First Broncos Game at Bears Stadium

Oct. 2, 1960
(Denver 31, Oakland 14)

Last Broncos Game at Mile High Stadium

Dec. 23, 2000
(Denver 38, San Francisco 9)



The Broncos played their home games at Mile High Stadium from their inception in 1960 until 2000. The facility, built in 1948, was known as Bears Stadium until 1969.

when retracted, was in position for baseball. The three-tiered structure, measuring 535 feet in length, 135 feet in height and 200 feet in depth, weighed nearly nine million pounds and was moved a distance of 145 feet between the two configurations. The move was facilitated by a process involving a thin layer of water on which the structure moved. Water was pumped onto more than 90,000 square feet of runways and formed a .003-inch sheet upon which the stands rested. Hydraulic rams then pushed the stands forward at the rate of three feet per minute, making the move last somewhere around two hours.

Demolition of Mile High Stadium was completed in March 2002.

BRONCOS STADIUM AT MILE HIGH SINGLE-GAME RECORDS (2001-2017)

INDIVIDUAL PERFORMANCES

BY DENVER			BY OPPONENT		
Statistic	No.	Player (Game)	No.	Player (Game)	
Rushing Yards	228	Clinton Portis (Ari., 12/29/02)	259	Jamaal Charles (K.C., 1/3/10)	
Rushing Touchdowns	5	Clinton Portis (K.C., 12/7/03)	3	4x, last: R. Matthews (S.D., 1/2/11)	
Receptions	18	Brandon Marshall (S.D., 9/14/08)	14	2x, last J. Blackmon (Jac., 10/13/13)	
Receiving Yards	226	Demaryius Thomas (Ari., 10/5/14)	190	Justin Blackmon (Jac., 10/13/13)	
Receiving Touchdowns	3	4x, last: D. Thomas (Mia., 11/23/14)	3	2x, last: R. Wayne (Ind., 10/29/06)	
Passing Yards	499	Jake Plummer (Atl., 10/31/04)	469	Matt Cassel (K.C., 11/14/11)	
Passing Touchdowns	7	Peyton Manning (Bal., 9/5/13)	4	4x, last: M. Schaub (Hou., 9/23/12)	
Passer Rating	157.2	Peyton Manning (S.F., 10/19/14)	142.4	Brett Favre (G.B., 10/29/07)	
Field Goals Made	5	Jason Elam (Mia., 10/13/02)	5	2x, last: C. Santos (K.C., 11/15/15)	
Sacks	4	Elvis Dumervil (Cle., 9/20/09)	5	K. Mack (Oak., 12/13/15)	
Interceptions	4	Deltha O'Neal (K.C., 10/7/01)	2	4x, last: R. Moore (Ind., 9/7/14)	

TEAM PERFORMANCES

BY DENVER			BY OPPONENT		
Statistic	No.	Opponent (Date)	No.	Team (Date)	
Points	52	Philadelphia (9/29/13)	52	Oakland (10/24/10)	
Touchdowns	7	4x, last: Philadelphia (9/29/13)	8	Oakland (10/24/10)	
Total Net Yards	568	Arizona (10/5/14)	524	Kansas City (1/3/10)	
Rushing Yards	270	Kansas City (12/7/03)	328	Oakland (10/24/10)	
Rushing Touchdowns	5	Kansas City (12/7/03)	5	Oakland (10/24/10)	
Passing Yards (Net)	499	Atlanta (10/31/04)	433	Kansas City (11/14/10)	
Passing Touchdowns	7	Baltimore (9/5/13)	4	3x, last: Kansas City (11/14/10)	
Sacks	7	2x, last: Minnesota (10/4/15)	7	Detroit (10/30/11)	
Interceptions	5	New England (10/28/01)	4	Kansas City (11/15/15)	
Fewest Points Allow.	0	N.Y. Jets (11/20/05)	3	2x, last: San Diego (11/22/09)	
Fewest Net Yds. Allow.	96	San Diego (11/16/03)	186	Washington (11/18/01)	
Fewest Rush Yds. Allow.	16	Kansas City (12/9/07)	14	Miami (11/2/08)	
Fewest Pass Yds. Allow.	26	Kansas City (12/30/12)	50	2x, last: Green Bay (11/1/15)	
Takeaways	5	4x, last: Washington (10/27/13)	5	3x, last: San Diego (1/3/16)	
Fewest Giveaways	0	27x, last: N.Y. Jets (12/10/17)	0	35x, last: Cincinnati (11/19/17)	
Turnover Ratio	+4	3x, last: Seattle (9/19/10)	+5	Kansas City (11/15/15)	

BRONCOS STATS CREW

The Denver Broncos' stats crew, regarded as one of the best in the NFL, is responsible for tracking all statistical information during home games. The nine-man crew has a combined 122 years of experience recording football statistics for the Broncos and is a vital part of the team's gameday operation.



Dave Einspahr
Head Statistician
35th Year



Jim Conrad
Press Box P.A.
2nd Year



Joe Gruber
Passing
3rd Year



Curtis Higgins
Data Entry
2nd Year



Loren Larrabee
Auditor
1st Year



Don Nichols
Rushing
5th Year



David Plati
Miscellaneous
38th Year




Dan Riley
"Catch All"
28th Year



Jerry Valdes
Spotter/Defense
17th Year

BRONCOS RADIO NETWORK



It's a Rocky Mountain tradition: KOA NewsRadio and the Denver Broncos. For the 49th consecutive season, Denver's 50,000-watt station serves as the flagship of the Denver Broncos Radio Network. KOA NewsRadio is heard on both 850 AM and 94.1 FM.

Additionally, KOA NewsRadio's sister-station, 103.5 The Fox, will simulcast the games along with more than 70 Broncos Radio Network affiliates throughout the West.

Dave Logan, who leads KOA's broadcast crew as the play-by-play announcer, is in his 22nd full season as voice of the Broncos following seven years as color analyst on the broadcasts.

A Colorado native and 1971 winner of The Denver Post Gold Helmet Award, he is one of two athletes (along with Dave Winfield) drafted by franchises in Major League Baseball, the NBA and the NFL. Logan chose the latter, starting for the Cleveland Browns from 1976-83 and ascending into the top five of virtually every receiving category in the franchise's record books. He played his final season in Denver in 1984.

Since then, Logan has brought his love for sports and knowledge of the games to Colorado radio listeners. He currently co-hosts the daily *Lewis & Logan Show* on KOA NewsRadio from 4-7 p.m. He was named 1997 Broadcast Citizen of the Year in Colorado and has been Colorado Sportscaster of the Year three times (1992-93 and '98).

Logan also is one of the most accomplished prep football coaches in the country, as he is the only coach in history to lead four different schools to a state title at the highest classification (seven championships total). He is in his seventh season coaching at Cherry Creek High School, winner of the 2014 Class 5A state championship. He was named the Denver Broncos' Don Shula NFL Coach of the Year nominee in 2010 and was named a finalist for the national award in 2014, recognizing his integrity, achievement and leadership demonstrated by the winningest coach in NFL history. He was also the recipient of the Denver Athletic Club's Career Achievement Award in 2012.

Rick Lewis joins Logan for his second full season providing color commentary for the Broncos Radio Network. A guest commentator for one game in 2016, Lewis co-hosts KOA NewsRadio's *Lewis & Logan Show* with Dave Logan from 4-7 p.m., and *The Rick Lewis Show* (previously *The Lewis and Floorwax Show*) from 5-10 a.m. each day on 103.5 The Fox. For nearly three decades, Lewis has been one of the top-rated radio personalities in the country and has been awarded Personality of the Year multiple times. He's an Emmy and Telly award winner for television, and has appeared in major motion pictures, network TV shows, and national commercials.

Lewis' sports broadcasting experience includes radio and TV play-by-play work for college and high school football, baseball, and basketball, and he previously co-hosted *The Truth*—a Broncos pregame show—on 103.5 The Fox.

Tyler Polumbus begins his second season as the sideline reporter for Broncos radio broadcasts while providing regular color commentary as well. Polumbus, a former offensive tackle, starred at Colorado's Cherry Creek High and the University of Colorado before the Broncos signed him in 2008. He played eight years in the NFL with the Redskins, Seahawks, and Falcons before returning to the Broncos in 2015. He retired from football following Denver's Super Bowl 50 victory.

He currently co-hosts the *Polumbus & Lindahl Show* on Orange & Blue 760 weekdays from 7-10 a.m. The Polumbus family started Tyler's Kids Outreach (TKO) to enrich the lives of children through family, faith, and personal growth.

DENVER BRONCOS RADIO NETWORK 2018 AFFILIATE STATIONS

COLORADO

Alamosa	KALQ	93.5 FM
Aspen	KNFO	106.1 FM
Breckenridge	KSMT	102.1 FM
Buena Vista	KBVC	104.1 FM
Burlington	KNAB	1140AM/104.1 FM
Canon City	KSTY	104.5 FM
Colorado Springs	KBPL	107.9 FM
Craig	KRAI	550 AM
Durango	KRSJ	100.5 FM
Fort Collins	KCOL	600 AM
Fort Morgan	KSIR	1010 AM
Glenwood Springs	KMTS	99.1 FM
Grand Junction	KSTR	96.1 FM
Gunnison	KPKE	1490 AM
Lamar	KVAY	105.7 FM
Pagosa Spring	KWUF	1400 AM
Pueblo	KCCY	1350 AM
Rifle	KNAM	1490 AM
Salida	KVRH	1340 AM
Steamboat Springs	KQZR	107.3 FM
Sterling	KMPX	105.7 FM
Trinidad	KBKZ	92.5 FM
Trinidad	KCRT	1240 AM
Vail	KSKE	101.7 FM
Walsenburg	KSPK	102.3 FM
Winter Park/Granby	KRKY	930 AM
Wray	KRDZ	1440 AM

KANSAS

Colby	KLOE	730 AM
Goodland	KKCI	102.5 FM
Great Bend	KZRS	107.9 FM
Hays	KRMR	105.7 FM
Salina	KDJM	101.7 FM
Wichita	KGSO	1410AM/83.9 FM
NEBRASKA		
Chadron	KCSR	610 AM
Lincoln	KLIN	1400AM/65.9 FM
McCook	KBRJ	1300 AM
North Platte	KOOQ	1410 AM
Ogallala	KOGA	930 AM
Scottsbluff	KNEB	960 AM
NEW MEXICO		
Albuquerque	KIVA	600 AM
Albuquerque	KABQ	93.7 FM
Farmington	KQOL	1340 AM
Ruidoso	KEDU	102.3 FM
NEVADA		
Las Vegas	KMZQ	670 AM
OKLAHOMA		
Alva	KRDR	105.7 FM
SOUTH DAKOTA		
Belle Fourche	KFBS	1450 AM
Rapid City	KOTA	1380 AM

TEXAS

Abilene	KYYW	1470 AM
Dimmitt	KDHN	1470 AM
Lubbock	KKAM	1340 AM
WYOMING		
Buffalo	KBBS	1450 AM
Casper	KTIWO	1030 AM
Cheyenne	KFBC	1240 AM
Cody	KODI	97.9 FM
Douglas	KKTY	1470 AM
Gillette	KXXL	106.1 FM
Green River	KFRZ	92.1 FM
Lander	KVOE	1330 AM
Laramie	KOWB	1290 AM
Pine Bluffs	KEZF	95.5 FM
Pinedale	KFEZ	104.3 FM
Powell	KPOW	1260 AM
Riverton/Lost Cabin	KWYV	99.1 FM
Saratoga	KTGA	99.3 FM
Sheridan	KWYO	1410 AM
Sheridan	KSHW	87.7 FM
Sundance	KDUT	103.1 FM
Torrington	KGOS	1490 AM
Wheatland	KYCN	1340 AM
Worldland	KWOR	1340 AM
CANADA		
Calgary	CFAC	960 AM

BRONCOS TELEVISION PARTNER

KUSA (9News) is the Denver Broncos' official television partner for the eighth consecutive season in 2018.


Serving as the club's primary television home, Colorado's News Leader provides quality Broncos content that brings fans closer to the team. 9News also works in collaboration with the Broncos on various year-round community initiatives.

As the Broncos' partner television station, the NBC affiliate with the market's most comprehensive pregame show will carry all four of Denver's preseason contests.

9News will host a series of weekly Broncos-related programs, including *Broncos Game Day Live* on Sundays from 9-9:30 a.m., *The Broncos Huddle* on Wednesdays from 6:30-7 p.m. (re-airs Wednesday night from 10:30-11 p.m. on channel KTVD), *Broncos Sideline Stories* with Jim Saccomano on Saturdays at 9:30 p.m. on KTVD (re-airs on Sunday mornings from 9:30-10 a.m. on 9News) and *Broncos Tonight* on Sundays from 10:30-11 p.m., along with regular content with Broncos President of Football Operations/General Manager John Elway, Head Coach Vance Joseph and key players throughout the season.

Broncos Insider Mike Klis and on-air personalities Brody Logan and Rod Mackey will spearhead 9News' in-depth, exclusive programming both over the air and digitally on 9News.com to bring Broncos fans up-to-date information about their team.



9NEWS 
HOME OF THE BRONCOS

ROD
MACKEY

BRODY
LOGAN

MIKE
KLIS

SEASON LONG COVERAGE

BRONCOS COUNTRY • BRONCOS GAMEDAY LIVE • BRONCOS HUDDLE • BRONCOS SIDELINE STORIES • BRONCOS TONIGHT

FUTURE SUPER BOWLS

Super Bowl LIII	February 3, 2019.....	Mercedes Benz Stadium, Atlanta
Super Bowl LIV	February 2, 2020.....	Hard Rock Stadium, Miami Gardens, Fla.
Super Bowl LV	February 7, 2021.....	Raymond James Stadium, Tampa, Fla.
Super Bowl LVI	February 6, 2022.....	Los Angeles Stadium at Hollywood Park, Inglewood, Calif.

GAMES IN EXTREME TEMPERATURES IN DENVER BRONCOS HISTORY

(Note – Wind chill figures are included only when noted on the play-by-play)

Coldest Games				Warmest Games			
Date	Game	Temp.	W.C.	Date	Game	Temp.	
Dec. 18, 1983	at Kansas City	0	-30	Sept. 23, 2001	at Arizona	103	
Dec. 17, 2000	at Kansas City	9	-1	Sept. 11, 1983	at Baltimore	99	
Dec. 10, 1972	vs. San Diego	9		Sept. 9, 1990	at Los Angeles Raiders	94	
Jan. 12, 2013	vs. Baltimore	13	2	Sept. 10, 2009	vs. Seattle	91	
Dec. 20, 1981	at Chicago	14		Sept. 3, 1995	vs. Buffalo	91	
Dec. 19, 2004	at Kansas City	15	-1	Sept. 12, 1993	vs. San Diego	91	
Dec. 28, 2015	vs. Cincinnati	16	7	Oct. 22, 2017	at L.A. Chargers	90	
Dec. 3, 2006	vs. Seattle	16	16	Sept. 12, 2010	at Jacksonville	90	
Dec. 21, 2008	vs. Buffalo	17	7	Sept. 27, 1998	at Washington	90	
Dec. 31, 2017	vs. Kansas City	17	14	Sept. 1, 1996	vs. N.Y. Jets	90	
Dec. 18, 2016	vs. New England	18	7	Sept. 3, 1978	vs. Oakland	90	
Dec. 8, 2013	vs. Tennessee	18	11	Sept. 11, 2005	at Miami	89	
Nov. 28, 2004	vs. Oakland	18	9	Oct. 2, 2016	at Tampa Bay	88	
Nov. 23, 2003	vs. Chicago	18	8	Sept. 13, 2015	vs. Baltimore	88	
Jan. 1, 1978	vs. Oakland	18					
Dec. 14, 1975	vs. Philadelphia	18					

BRONCOS ALL-TIME TRAINING CAMP SITES

1960-61	Colorado School of Mines.....	Golden, Colo.
1962-64	Colorado State University.....	Fort Collins, Colo.
1965-66	Colorado School of Mines.....	Golden, Colo.
1967-71	Broncos headquarters.....	Adams County, Colo.
1972-75	California Poly-Pomona.....	Pomona, Calif.
1976-81	Colorado State University.....	Fort Collins, Colo.
1982-2002	University of Northern Colorado.....	Greeley, Colo.
2003-17	UCHealth Training Center.....	Englewood, Colo.

BRONCOS ALL-TIME RECORD ON ARTIFICIAL TURF

Opponent	Stadium	Reg. Season	Postseason
Atlanta Falcons	Georgia Dome	2-1	
Baltimore Ravens	M&T Bank Stadium	1-3	
Buffalo Bills	Rich Stadium/Ralph Wilson Stadium	6-8	0-1
Chicago Bears	Soldier Field	1-3	
Cincinnati Bengals	Riverfront Stadium/Paul Brown Stadium	6-5	
Dallas Cowboys	Texas Stadium/Superdome/Cowboys Stadium	3-2	0-1
Detroit Lions	Silverdome/Ford Field	3-3	
Houston Oilers	Astrodome	3-6	0-1
Indianapolis Colts	Hoosier Dome/RCA Dome/Lucas Oil Stadium	4-6	0-2
Kansas City Chiefs	Arrowhead Stadium	9-12	
Miami Dolphins	Orange Bowl	0-4	
Minnesota Vikings	Metrodome	3-3	
New England Patriots	Schaefer Stadium/Gillette Stadium	0-6	0-1
New Orleans Saints	Superdome	4-1	
New York Giants	Giants Stadium/MetLife Stadium	2-3	
New York Jets	Giants Stadium/MetLife Stadium	4-3	
Philadelphia Eagles	Veterans Stadium	1-4	
Pittsburgh Steelers	Three Rivers Stadium	5-4	1-1
San Francisco 49ers	Superdome		0-1
St. Louis Cardinals	Busch Stadium	0-0-1	
St. Louis Rams	Trans World Dome/Edward Jones Dome	0-3	
Seattle Seahawks	Kingdome/Husky Stadium/ CenturyLink Field/MetLife Stadium	13-14	0-2
Total		70-94-1 (.427)	1-10 (.090)

MEDIA INFORMATION

The Broncos' media guide was prepared to assist in the coverage of Denver's 2018 NFL season. For additional information, please contact a member of the public relations staff:

DENVER BRONCOS PUBLIC RELATIONS CONTACTS:

PATRICK SMYTH: Exec. V.P. of Public & Community Relations (303) 264-5536 / patrick.smyth@broncos.nfl.net
ERICH SCHUBERT: Director of Media Relations(303) 264-5503 / erich.schubert@broncos.nfl.net
SETH MEDVIN: Strategic Communications Manager.....(303) 264-5608 / seth.medvin@broncos.nfl.net

The Broncos have a media website (<http://media.denverbroncos.com>) designed to serve the needs of all media who cover the club. The site contains the most up-to-date and complete information on the team, as well as a photo database for convenient download of high-resolution images. The media website also serves as the **primary means to request credentials for Broncos home games through our online credentialing process.**

Requests for game credentials must be formally made by Tuesday of the week of each home game, and credentials may be picked up at the media will call window in the North tunnel of Broncos Stadium at Mile High on game day. Should transmission facilities be required, please arrange for same through local representatives.

As a general rule, the Denver Broncos do not issue any types of press credentials to weekly newspapers or magazines unless they are of national circulation on specific assignment.

It is understood that all credentials will be used for the purpose for which they were issued without exception. Violation of this policy will subject the bearer to ejection from Broncos Stadium at Mile High.

WORKING PRESS: Admittance to the Broncos' press box is restricted to the WORKING PRESS ONLY. Credentials are marked with individual identification. Passes are non-transferable.

PHOTOGRAPHERS: Photographers are asked to take special note of the following conditions for use of press credentials, as set by the National Football League:

NOTICE OF CREDENTIAL USE CONDITIONS

"The terms and conditions governing use of this NFL credential are set forth in the Credential Use Conditions, which are available at <https://nflcommunications.com/Documents/Credentials.pdf> and incorporated herein by reference. By accepting this credential, you acknowledge that you have read and are bound by the terms and conditions set forth in the Credential Use Conditions."

Sideline photo passes will be tightly controlled by the public relations department and are generally limited to photographers shooting for a major metropolitan daily newspaper, wire service, or magazine of national circulation on specific assignment. As a general rule, field photo passes used for still photography will not be granted locker room access postgame.

RADIO-TELEVISION: In making requests for broadcast credentials, please specify requirements for spotters and/or statisticians.

STADIUM ACCESS: To get to Broncos Stadium at Mile High, which is located at 17th Avenue and Bryant Street, take Interstate 25 to the Broncos Stadium at Mile High Exit (Southbound, it is the 23rd Ave. Exit; Northbound it is the 17th Avenue Exit). The press entrance and media will call are located at the north tunnel of the stadium.

DRIVING INSTRUCTIONS TO BRONCOS STADIUM AT MILE HIGH FROM DENVER INTERNATIONAL AIRPORT: Exit airport on Pena Boulevard and continue to Interstate 70. Take Interstate 70 West to Interstate 25 South. Continue on I-25 South and exit at 23rd Ave. Go straight through the intersection onto a special frontage road, and then follow the directions to Lots H, I, J and K. ***If you do not already have a parking pass in hand, you will not be able to gain access to the frontage road.***

DRIVING INSTRUCTIONS TO DENVER INTERNATIONAL AIRPORT FROM BRONCOS STADIUM AT MILE HIGH: Depending on your lot location, follow signs to Interstate 25 North. To do so you can take 20th Avenue East to Clay Street, turning left at Clay and proceeding to 23rd Avenue. Take a right at 23rd Avenue and continue to Interstate 25 entrances. Another route would be to follow Bryant Street (which runs north-south on the east side of the stadium) to 17th Avenue East, which will continue beneath an overpass and take you directly to I-25 North. Take I-25 North to I-70 East. Follow the signs to DIA. Please allow 45 minutes from Broncos Stadium at Mile High to DIA.

POST-GAME TRANSPORTATION: Please advise Broncos PR personnel as soon as possible should you require transportation following the game. The amount of time you must wait will obviously decline as time goes by following the conclusion of the game. Should you wish to make your own arrangements, the numbers of local cab companies are 303-777-7777 and 303-333-3333.

PRESEASON



MINNESOTA VIKINGS

SAT, AUG. 11 • 7:00PM MDT
Broncos Stadium at Mile High

CHICAGO BEARS

SAT, AUG. 18 • 7:05PM MDT
Broncos Stadium at Mile High

@ WASHINGTON REDSKINS

FRI, AUG. 24 • 5:30PM MDT
FedExField

@ ARIZONA CARDINALS

THU, AUG. 30 • 7:00PM MDT
University of Phoenix Stadium

SEATTLE SEAHAWKS

SUN, SEP. 9 • 2:25PM MDT
Broncos Stadium at Mile High

OAKLAND RAIDERS

SUN, SEP. 16 • 2:25PM MDT
Broncos Stadium at Mile High

@ BALTIMORE RAVENS

SUN, SEP. 23 • 11:00AM MDT
M&T Bank Stadium

KANSAS CITY CHIEFS

MON, OCT. 1 • 6:15PM MDT
Broncos Stadium at Mile High

@ NEW YORK JETS

SUN, OCT. 7 • 11:00AM MDT*
MetLife Stadium

LOS ANGELES RAMS

SUN, OCT. 14 • 2:05PM MDT*
Broncos Stadium at Mile High

@ ARIZONA CARDINALS

THU, OCT. 18 • 6:20PM MDT
University of Phoenix Stadium

@ KANSAS CITY CHIEFS

SUN, OCT. 28 • 11:00AM MDT*
Arrowhead Stadium

HOUSTON TEXANS

SUN, NOV. 4 • 2:05PM MST*
Broncos Stadium at Mile High

BYE WEEK



@ LOS ANGELES CHARGERS

SUN, NOV. 18 • 2:05PM MST*
StubHub Center

PITTSBURGH STEELERS

SUN, NOV. 25 • 2:25PM MST*
Broncos Stadium at Mile High

@ CINCINNATI BENGALS

SUN, DEC. 2 • 11:00AM MST*
Paul Brown Stadium

@ SAN FRANCISCO 49ERS

SUN, DEC. 9 • 2:05PM MST*
Levi's Stadium

CLEVELAND BROWNS

SAT, DEC. 15 • 2:30PM/6:20PM MST*
Broncos Stadium at Mile High

@ OAKLAND RAIDERS

MON, DEC. 24 • 6:15PM MST
Oakland-Alameda County Coliseum

LOS ANGELES CHARGERS

SUN, DEC. 30 • 2:25PM MST*
Broncos Stadium at Mile High

*All Sunday games from Weeks 5-17 are eligible to be moved to a different time as part of the NFL's flex scheduling format. Kickoff time for Week 15 will be determined by the NFL after Week 8. All games broadcast on KOA NewsRadio (850 AM/94.1 FM) and The Fox (103.5 FM). Spanish language broadcasts on KNRV 1150-AM. All times Mountain. All home games in ORANGE.

