

### Executive Offices and Training Facility

13655 Broncos Parkway • Englewood, CO 80112  
Telephone: (303) 649-9000 • FAX: (303) 649-9354 • PR FAX: (303) 649-0562  
www.DenverBroncos.com

### Media Relations

**Jim Saccomano**, Vice President of Public Relations: (303) 649-0572 • [saccomanoj@broncos.nfl.com](mailto:saccomanoj@broncos.nfl.com)  
**Paul Kirk**, Director of Media Relations: (303) 649-0503 • [kirkp@broncos.nfl.com](mailto:kirkp@broncos.nfl.com)  
**Mark Cicero**, Media Information Coordinator: (303) 649-0512 • [cicerom@broncos.nfl.com](mailto:cicerom@broncos.nfl.com)  
**Rebecca Villanueva**, Media Services Coordinator: (303) 649-0598 • [villanuevar@broncos.nfl.com](mailto:villanuevar@broncos.nfl.com)  
www.DenverBroncos.com/mediaroom

### INVESCO Field at Mile High

1701 Bryant St. • Denver, CO 80204

**Broncos Ticket Office**  
Suite 100  
(720) 258-3333

**Broncos Marketing Department**  
Suite 900  
(720) 258-3100

**Stadium Management Co.**  
Suite 700  
(720) 258-3000

## 2003 DENVER BRONCOS SCHEDULE

(all times local at site)

### PRESEASON

Wk.	Day	Date	Opponent	Site	Time	TV
1	Sat.	Aug. 9	at Houston	Reliant Stadium	7:30 p.m. CDT	KUSA
2	Sat.	Aug. 16	at Chicago	University of Illinois, Champaign	7:05 p.m. CDT	KUSA
3	Mon.	Aug. 25	INDIANAPOLIS	INVESCO Field at Mile High	6:00 p.m. MDT	ABC
4	Fri.	Aug. 29	SEATTLE	INVESCO Field at Mile High	7:00 p.m. MDT	KUSA

### REGULAR SEASON

Wk.	Day	Date	Opponent	Site	Time	TV
1	Sun.	Sept. 7	at Cincinnati	Paul Brown Stadium	1:00 p.m. EDT	CBS
2	Sun.	Sept. 14	at San Diego	Qualcomm Stadium	1:15 p.m. PDT	CBS
3	Mon.	Sept. 22	OAKLAND	INVESCO Field at Mile High	7:00 p.m. MDT	AB
4	Sun.	Sept. 28	DETROIT	INVESCO Field at Mile High	2:15 p.m. MDT	FOX
5	Sun.	Oct. 5	at Kansas City	Arrowhead Stadium	12:00 p.m. CDT	CBS
6	Sun.	Oct. 12	PITTSBURGH	INVESCO Field at Mile High	2:15 p.m. MDT	CBS
7	Sun.	Oct. 19	at Minnesota	Hubert H. Humphrey Metrodome	12:00 p.m. CDT	CBS
8	Sun.	Oct. 26	at Baltimore	M&T Bank Stadium	1:00 p.m. EST	CBS
9	Mon.	Nov. 3	NEW ENGLAND	INVESCO Field at Mile High	7:00 p.m. MST	ABC
10				BYE WEEK		
11	Sun.	Nov. 16	SAN DIEGO	INVESCO Field at Mile High	2:05 p.m. MST	CBS
12	Sun.	Nov. 23	CHICAGO	INVESCO Field at Mile High	2:05 p.m. MST	FOX
13	Sun.	Nov. 30	at Oakland	Network Associates Coliseum	1:15 p.m. PST	CBS
14	Sun.	Dec. 7	KANSAS CITY	INVESCO Field at Mile High	2:15 p.m. MST	CBS
15	Sun.	Dec. 14	CLEVELAND	INVESCO Field at Mile High	2:05 p.m. MST	CBS
16	Sun.	Dec. 21	at Indianapolis	RCA Dome	8:30 p.m. EST	ESPN
17	Sun.	Dec. 28	at Green Bay	Lambeau Field	3:15 p.m. CST	CBS

### ON THE COVER

The cover of the 2003 Denver Broncos Media Guide is a tribute to wide receiver Rod Smith, a team captain each of the past two years and the club's NFLPA Player Representative for the past three years. He is also a leader of the Broncos offseason conditioning program, being the only player in the past nine years to never have missed a workout in Denver. Since joining the team as an undrafted rookie free agent in 1994, Smith has established himself as one of the finest wide receivers in not only Denver Broncos history, but in the entire National Football League over the past six seasons. Entering his ninth year, Smith has caught 559 passes for 7,783 yards (13.9), with 49 touchdowns, and ranks first in Broncos history in career receiving yards, first in receiving touchdowns and second in career receptions. *Photo by Eric Lars Bakke of Rich Clarkson & Associates.*

# DENVER BRONCOS

## 2003

## MEDIA GUIDE

### INDEX

Alumni Council	3	Miscellaneous Record Breakdowns	334
Attendance Marks	445	Overtime Games	333
Biographies		Television Games	333
Biographies Index	4	Year-by-Year Final Records	384
Rookies and First-Year Players	224	Retired Numbers	518
Veteran Players	54	Ring of Fame Member Profiles	520
Broncos in the Community	584	Rosters:	
Broncos Name Origin	127	All-Time Broncos (Alphabetical)	551
Cheerleaders	589	All-Time Broncos (Numerical)	565
Coaching Records, Year-by-Year	443	All-Time Coaches	444
Cold Weather Games	600	All-Time Practice Squad (Alphabetical)	572
Draft Choices, All-Time	541	All-Time Practice Squad (By Year)	573
Free Agents Signed/Lost, 1989-2003	546	2003 Breakdown by Position	303
Hall of Fame Broncos	517	2003 Rookie and First-Year	306
Highlight Video Information	607	2003 Veterans	304
Historical Highlights	574	Schedules:	
Honors and Awards		Broncos 2003	IFC
All-Time Individual	510	Future Broncos' Opponents	616
2002 Season	268	NFL Regular Season	610
Broncos All-Time NFL Honors	515	NFL Postseason	613
How the Broncos Are Built	310	NFL Preseason	612
Last Time	263	NFL Interconference games	613
Mascots (Thunder and Miles)	590	Series Scores vs. Opponents	329
Media Information	606	Service with Broncos	452
Medical Glossary	601	Stadium Information:	
Monday Night Games	333	INVESCO Field at Mile High	591
Most Valuable Player Awards (Broncos team)	517	Broncos Stadium History	596
National Football League		Staff Directory	2
2002 Standings	598	Staff Photos	43
Player Personnel Dates	608	Starting Lineups, All-Time	379
Public Relations Directors	609	Starters, 2002 Game-by-Game	254
Super Bowl/Conference Championship Scores	599	Statistics:	
Paul D. Bowlen Memorial Broncos Centre	5	2002 Individual Game-by-Game	256
Playing Field Diagram	604	2002 Team Game-by-Game	252
Postseason Game Summaries	386	2002 Game Summaries/Stats	270
Pro Bowl Broncos	514	2002 Regular Season Individual and Team	244
Pronunciation Guide	303	2002 Preseason Individual and Team	247
Radio Network	597	2002 Participation	255
Records — Regular Season		2002 Single-Game Highs	249
Broncos Individual	453	Leaders Year by Year	448
Broncos Team	468	Team Offense and Defense Year-by-Year	446
Opponent Individual	483	Year-by-Year Final Statistics	336
Opponent Team	486	Super Bowl Future Sites	600
Outstanding Individual Performances	502	Television Games, 2003	614
Records — Postseason		Ticket Sales, All-Time	445
Broncos Individual	491	Trades, All-Time	547
Broncos Team	497	Training Camp Sites, All-Time	600
Results:		Transactions, 2002-03	307
2002 Season	244	Vince Lombardi Trophy	155
All-Time Game-by-Game	312	What to Look For in 2003	52
Artificial Turf Record	600	Winning Tradition	49

### CREDITS

The 2003 Denver Broncos media guide has been produced to assist members of the media in their coverage of the Broncos. The guide was produced by the club's media relations department, under the direction of Vice President of Public Relations Jim Saccomano. Information contained herein was compiled by the current and previous media relations staffs. ©2003 Denver Broncos Football Club. Writing, layout, design and editing by Director of Media Relations Paul Kirk and Media Information Coordinator Mark Cicero using QuarkXPress™ desktop publishing applications. Editorial assistance provided by Saccomano and media services coordinator Rebecca Villanueva. Additional thanks to Joe Cronin and John Turney for their extensive statistical research. Printing by A.B. Hirschfeld Press, Denver, Colo. Photography and scans by Rich Clarkson & Associates. Photographers: Rich Clarkson, Eric Bakke, David Gonzales, Steve Knowland, Ryan McKee, Jamie Schwaberow and Brett Wilhelm. Special thanks to Kenn Rust of Rust Graphics. Please see pages 606-607 for complete media services information.

# BRONCOS DIRECTORY

Denver Broncos Football Club  
13655 Broncos Parkway, Englewood, CO 80112

**Telephone** ..... (303) 649-9000  
**Ticket Office** ..... (720) 258-3333  
**Marketing Department** ..... (720) 258-3100  
**Stadium Management Company** ..... (720) 258-3000  
**Internet Address** ..... www.DenverBroncos.com  
**Home Stadium** ..... INVESCO Field at Mile High (76,125)  
**Colors** ..... Orange and Broncos Navy Blue  
**Conference** ..... American Football Conference (West Division)



## OWNERSHIP

Pat Bowlen ..... President and Chief Executive Officer  
Lisa Williams ..... Exec. Asst. to President & CEO  
Yolanda Saltus ..... Special Assistant

## ADVISORY DIRECTORS

Pat Bowlen ..... Chairman  
John Bowlen ..... Director  
Bill Britton ..... Director  
Tim Guard ..... Director  
Jeff Harman ..... Director  
Fred Hemmings ..... Director  
Bob Masten ..... Director

## EXECUTIVE STAFF

### EXECUTIVE VICE PRESIDENT

#### OF FOOTBALL OPERATIONS / HEAD COACH

Mike Shanahan ..... Exec. V.P. of Football Operations/Head Coach  
Cindi Lowe ..... Secretary to Head Coach

### EXECUTIVE VICE PRESIDENT

#### OF BUSINESS OPERATIONS

Joe Ellis ..... Executive Vice President of Business Operations  
Elaine Woodworth ..... Exec. Asst. to Exec. V.P. of Business Operations

## GENERAL MANAGER

Ted Sundquist ..... General Manager  
Pam Papsdorf ..... Assistant to the General Manager

## GENERAL COUNSEL/SENIOR VICE PRESIDENT OF ADMINISTRATION

Rich Slivka ..... General Counsel/Senior V.P. of Administration  
Diane Nelson ..... Exec. Asst. to General Counsel/Senior V.P. of Admin.

## VICE PRESIDENTS

Jim Saccomano ..... Vice President of Public Relations  
Rick Nichols ..... Vice Pres. of Ticket Operations/Business Devel.  
Greg Carney ..... Vice President of Marketing  
Jim Barlow ..... Vice President of Finance

## BOWLEN SPORTS, INC.

Jim Schafer ..... Assistant to the President  
Veronica Ibarra ..... Executive Assistant

## FOOTBALL STAFF

### COACHING STAFF

Gary Kubiak ..... Offensive Coordinator  
Larry Coyer ..... Defensive Coordinator  
Ronnie Bradford ..... Special Teams Assistant  
Jacob Burney ..... Defensive Line  
Frank Bush ..... Special Teams  
Troy Calhoun ..... Defensive Assistant  
Rick Dennison ..... Offensive Line  
Alex Gibbs ..... Assistant Head Coach/Offensive Line  
David Gibbs ..... Defensive Backs  
Pat McPherson ..... Quarterbacks  
Keith Millard ..... Asst. Defensive Line/Pass Rush Specialist  
Brian Pariani ..... Tight Ends  
Greg Saporta ..... Assistant Strength and Conditioning  
Cedric Smith ..... Assistant Strength and Conditioning  
Jimmy Spencer ..... Player/Assistant Defensive Backs  
Bobby Turner ..... Running Backs  
Rich Tuten ..... Strength and Conditioning  
Steve Watson ..... Wide Receivers  
Dixie Greer ..... Asst. Coaches Secretary/Video Department

### FOOTBALL OPERATIONS

Rick Smith ..... Director of Pro Personnel  
Jim Goodman ..... Director of College Scouting  
Scott DiStefano ..... College Scout  
Cornell Green ..... College Scout  
Ed Lambert ..... College Scout  
Greg Miller ..... College Scout  
Dan Rambo ..... College Scout  
Dale Strahm ..... College Scout  
Chris Trulove ..... Pro Scout  
Mike Bluem ..... Coordinator of Football Administration  
Dave Bratten ..... Player Personnel Administrator  
Fred Fleming ..... Pro Scouting/Director of Special Services  
Betsy Klein ..... Exec. Dir. of Player & Organizational Development

### MEDICAL STAFF

Steve Antonopoulos ..... Head Athletic Trainer  
Jim Keller ..... Assistant Athletic Trainer  
Corey Oshikoya ..... Assistant Athletic Trainer  
Dr. Richard Hawkins ..... Team Physician  
Dr. James Benoist ..... Team Physician  
Dr. Ted Schlegel ..... Team Physician  
Dr. Martin Boublik ..... Team Physician

### EQUIPMENT

Doug West ..... Equipment Manager  
Ronnie Bill ..... Assistant Equipment Manager  
Chris Valenti ..... Assistant Equipment Manager

## VIDEO

Kent Erickson ..... Director of Football Technology  
Gary McCune ..... Video Operations Manager  
Steve Boxer ..... Video Assistant  
Mike Mascenik ..... Video Assistant

## BUSINESS STAFF

### MEDIA RELATIONS

Paul Kirk ..... Director of Media Relations  
Mark Cicero ..... Media Information Coordinator  
Rebecca Villanueva ..... Media Services Coordinator

### COMMUNITY DEVELOPMENT

Cindy Galloway ..... Sr. Director of Community Development  
Steve Sewell ..... Director of Community Outreach  
Billy Thompson ..... Director of Alumni Relations  
Pamela Krotchko ..... Manager, Denver Broncos Charities Fund  
Lee Carpenter ..... Community Development Coordinator  
Kristi Nichols ..... Broncos Charities Coordinator

### FINANCE

Jo Bidwell ..... Director of Financial Reporting  
Fred Krebs ..... Manager of Cash/Treasury  
Dianne Sehgal ..... Controller  
Sheila Thomas ..... Payroll/Human Resources Manager  
Kelly Trimble ..... Manager of Travel Services  
Sherry Zoltay ..... Insurance Administrator  
Roberta Best ..... Accounts Payable Clerk  
Nanette Thompson ..... General Ledger Accountant  
Deanna Torres ..... Financial Reporting Specialist  
Sheila Webb ..... Revenue Accountant

### INFORMATION SYSTEMS

Rick Schoenhals ..... Senior Dir. of Information Technology  
Chris Newman ..... Network Administrator  
Lisa Cavalli ..... Technology Support Specialist  
Erik Towt ..... Network Technician  
Tony Lazzaro ..... Systems Administrator

### MARKETING

Michael Young ..... Director of Corporate Relations  
Steve Harbula ..... Director of Marketing Communications  
Brady Kellogg ..... Manager, Corporate Partnerships  
Amy Marolf ..... Manager, Corporate Partner Services  
Derek Thomas ..... Manager, Marketing Partnerships  
Sandy Bretzlau ..... Coordinator, Marketing Partnerships  
Joel Darby ..... Mascot Coordinator  
Andrew Mason ..... Multimedia Coordinator  
James Merilatt ..... Coordinator, Marketing Communications  
Lynn Rosen ..... Coordinator, Special Events and Entertainment  
Mike Sarro ..... Interactive Content Coordinator  
Bobby Mestas ..... Special Events Assistant

### CHEERLEADERS

Teresa Schroeder ..... Dir. of Cheerleaders & Game Day Entertainment  
Shelly Trujillo ..... Assistant Director, Cheerleaders  
Shawna Peters ..... Director, Junior Cheerleaders

## OPERATIONS

Chip Conway ..... Director of Operations  
Darin Krueger ..... Facility Coordinator  
Adam Newman ..... Operations Assistant  
Kirt Horiuchi ..... Operations Assistant  
Anthony Norman ..... Operations Assistant  
Maeve Drake ..... Receptionist

### TURF OPERATIONS

Troy Smith ..... Turf Manager  
Wes Conway ..... Assistant Turf Manager  
Bret Baird ..... Assistant Turf Manager

### TICKET OPERATIONS

Kirk Dyer ..... Director of Ticket Operations  
Dennis Murphy ..... Ticket Sales Manager  
Rick Peart ..... Ticket Office Coordinator  
Clark Wray ..... Box Office Supervisor  
Heather Schwarte ..... Premium Seat Representative  
Jason Racette ..... Premium Seat Representative  
Derek Marlin ..... Premium Seat Representative  
Patti Barban ..... ADA Supervisor  
Mike Vasquez ..... Ticket Assistant



## STADIUM MANAGEMENT COMPANY



Mac Freeman ..... Vice President of Stadium Operations  
Andy Gorchov ..... Director of Event Services  
Lorraine Spargo ..... Director of Premium Seat Sales  
Gail Stuckey ..... Director of Special Projects  
Wayne Bottom ..... Chief Engineer  
Scott Bliet ..... Security and Safety Manager  
Howard Brown ..... Changeover Manager  
Pat Jordan ..... A/V Services Manager  
John Karpan ..... Facilities Manager  
Ross Kurcab ..... Turf Manager  
Patty Moser ..... Special Events Manager  
Jeff Nethery ..... Parking and Site Services Manager  
Rick Seifert ..... Communications Manager  
Law Thyne ..... Events Manager  
Kathy Burris ..... Facilities Coordinator  
Dave Clark ..... Assistant Chief Engineer  
Brooks Dodson ..... Site Superintendent  
Tiffany Greff ..... Assistant to the Director-Luxury Suites  
Andrew Hoiberg ..... Turf Technician  
Terry Hutson ..... Assistant Security Manager  
Gina Johnson ..... Facilities Coordinator  
Abby McNeal ..... Assistant Turf Manager  
Amy Weigel ..... Events Coordinator

### SMC RETAIL OPERATIONS

Tim Kellond ..... Retail Operations Manager  
Sue Vaughn ..... Game Day Supervisor  
Mike Dorame ..... Game Day Supervisor  
Carol Gibbons ..... Retail Assistant  
Sue Kissel ..... Dove Valley Store Manager

## DENVER BRONCOS ALUMNI COUNCIL

The Denver Broncos Alumni Council was formed in 1991 to provide an opportunity for former players to remain actively involved with the Broncos' organization.

The Alumni Council serves as a goodwill extension of the Denver Broncos and the members are available to counsel current players on life after football.

The 15 members of the Alumni Council are Odell Barry, Larry Brunson, Steve Foley, John Grant, Rich Karlis (Vice President), Fran Lynch, Wade Manning (Secretary), Karl Mecklenburg, Gene Mingo, Willie Oshodin (President), Dave Preston, Jim Ryan, Steve Sewell, Billy Thompson and David Treadwell (Treasurer).

## INDEX TO BIOGRAPHIES

### EXECUTIVES

Bowlen, Pat .....	6
Ellis, Joe .....	42
Shanahan, Mike .....	10
Sundquist, Ted .....	17

### COACHES

Kubiak, Gary .....	18
Coyer, Larry .....	20
Bradford, Ronnie .....	21
Burney, Jacob .....	22
Bush, Frank .....	23
Calhoun, Troy .....	24
Dennison, Rick .....	25
Gibbs, Alex .....	26
Gibbs, David .....	28
McPherson, Pat .....	29
Millard, Keith .....	30
Pariani, Brian .....	31
Saporta, Greg .....	32
Smith, Cedric .....	32
Spencer, Jimmy .....	33
Turner, Bobby .....	33
Tuten, Rich .....	34
Watson, Steve .....	35

### FOOTBALL OPERATIONS

Bluem, Mike .....	40
Bratten, Dave .....	40
DiStefano, Scott .....	37
Goodman, Jim .....	36
Green, Cornell .....	37
Lambert, Ed .....	38
Miller, Greg .....	38
Rambo, Dan .....	39
Smith, Rick .....	36
Strahm, Dale .....	39
Trulove, Chris .....	40

### PLAYERS

Adams, Charlie .....	237
Anderson, Mike .....	54
Baniewicz, Mark .....	58
Berry, Bertrand .....	59
Beuerlein, Steve .....	60
Brandon, Sam .....	66
Burns, Keith .....	67
Carlisle, Cooper .....	69
Carswell, Wayne .....	70
Chamblin, Corey .....	73
Claxton, Ben .....	231
Cole, Chris .....	74
Coleman, KaRon .....	75
Dalton, Lionel .....	76
Davis, Dorsett .....	78
Davis, Terrell .....	79
Droughns, Reuben .....	103
Eason, Nick .....	228
Elam, Jason .....	104
Ellis, Ed .....	112
Finn, Devon .....	237
Ferguson, Nick .....	113
Flowers, Lee .....	114

Foster, George .....	224
Galloway, Ahmaad .....	236
Gardener, Daryl .....	117
Gold, Ian .....	120
Green, Louis .....	238
Griffin, Quentin .....	227
Hamilton, Ben .....	122
Hape, Patrick .....	123
Harris, Jeff .....	238
Haygood, Herb .....	124
Hayward, Reggie .....	126
Herndon, Kelly .....	127
Herndon, Steve .....	128
Hunt, Aaron .....	234
Irwin, Heath .....	129
Jackson, Jarious .....	130
Jackson, Marlon .....	132
Johnson, Kyle .....	133
Kanell, Danny .....	134
Kennedy, Kenoy .....	136
Knorr, Micah .....	138
Leach, Mike .....	140
Lelie, Ashley .....	141
Lenda, Tyler .....	238
Lepis, Matt .....	142
Levy, Darcey .....	239
Love, Arther .....	143
Madise, Adrian .....	233
McBriar, Mat .....	239
McCaffrey, Ed .....	144
McNeal, Bryant .....	230
Middlebrooks, Willie .....	157
Mitchell, Clint .....	235
Mobley, John .....	158
Nalen, Tom .....	162
Neil, Dan .....	164
Newman, Russell .....	239
O'Neal, Deltha .....	166
Pierce, Terry .....	225
Plummer, Jake .....	169
Pope, Monsanto .....	178
Portis, Clinton .....	179
Pryce, Trevor .....	183
Putzier, Jeb .....	186
Rice, Frank .....	240
Rolovich, Nick .....	240
Salaam, Ephraim .....	187
Sapp, Cecil .....	240
Sharpe, Shannon .....	188
Smith, Rod .....	203
Spencer, Jimmy .....	216
Spragan, Donnie .....	218
Stewart, Quincy .....	219
Sykes, Jashon .....	241
Walker, Bobby .....	241
Walls, Lenny .....	220
Watton, Chris .....	241
Williams, Brandon .....	242
Wilson, Al .....	221
Young, Chris .....	242
Young, Sam .....	242

## THE PAUL D. BOWLEN MEMORIAL BRONCOS CENTRE

On March 5, 1990 the Denver Broncos moved into the Paul D. Bowlen Memorial Broncos Centre, the state-of-the-art headquarters for the National Football League team. The complex is named for the Broncos owner's late father, and is the culmination of Pat Bowlen's desire to maximize a positive working environment for his team, which won back-to-back World Championships with victories in Super Bowls XXXII and XXXIII. The Broncos, who were the only American Football Conference club to appear in the three Super Bowls during the 1980s, are one of six franchises in NFL history to win back-to-back Super Bowls.


The training facility is situated on 13.5 acres in the rapidly expanding Dove Valley Business Park in south Arapahoe County. It includes an administrative building, three full-size practice fields and an indoor practice bubble.

The Bowlen Broncos Centre is a two-story building totaling 60,000 square feet, well over twice the size of the team's previous facility. The ground floor houses the main entry, visitors area, trophy display area and media room, in addition to the football-related facilities, which encompass the locker room, meeting rooms, training area, weight room, equipment room and video department.

It is on the second level, which is accessible through two stairways adjacent to the lobby area, that most of the administrative offices are located. These include the offices for Pat Bowlen, Mike Shanahan, Ted Sundquist and Joe Ellis, as well as those of all assistant coaches and football operations personnel. The second floor is divided into one wing for administrative offices and another for coaches and meeting rooms. The Broncos' extensive computer operation also is located on the second floor.

There is ample practice space available for use by the Broncos on the three fields, two with natural grass surfaces and one with FieldTurf™, completed in June 2003. FieldTurf™ is a synthetic blade surface with a rubber and sand infill. One of the two grass fields has a unique design system that includes underground wiring to prevent the turf from freezing and thus allows the Broncos to practice year-round on unfrozen natural grass. The indoor "bubble" houses a 70-yard artificial turf field.

The expansive weight room and training room are among the largest in the entire league, and the Bowlen Centre also includes a separate building that houses two racquetball courts for training and leisure use by players and staff members, as well as a team store.





**PAT BOWLEN****PRESIDENT AND CEO**

**P**at Bowlen begins his 20th season as President and CEO of the Denver Broncos Football Club, making him the only two-decade owner of a major league sports team in Denver history. His stewardship of the franchise that serves as the soul of the city of Denver and state of Colorado is marked by team achievement and personal success.

The Denver Broncos have grown from being Denver's first major league franchise in 1960 to Colorado's state religion, and Mr. Bowlen wants to continue that fervor for the coming season. His focus for 2003 is once again to have the Denver Broncos win a world championship.

The Broncos President and CEO has fashioned a powerful reputation among his peers as a bold, dynamic leader who is single-minded in his pursuit of excellence, whether representing the Broncos, the city of Denver, the state of Colorado, or the National Football League.

For many years Mr. Bowlen's reputation as an outstanding owner has been well known nationally. In 1987 he finished second in *The Sporting News* Executive of the Year balloting. In December, 2000 ESPN conducted a fan poll asking which NFL owner would be the best for whom to play. Mr. Bowlen finished first among all NFL owners with 44.7 percent of the more than 60,000 votes cast. Mr. Bowlen has been well respected for many years by fans, players, coaches, his peers and NFL executives.

Mr. Bowlen presides over a franchise that by any standard has been one of the NFL's most successful in his nearly two decades of club ownership (1984-2003). The Broncos are at the pinnacle of sports franchises by any definition.

He was introduced as the majority owner of the Denver Broncos on March 23, 1984 and that announcement triggered a new era in franchise history. Mr. Bowlen and the Bowlen family acquired 100 percent ownership of the Broncos in July, 1985, and currently his brother, John Bowlen, owns a minority interest in the Broncos.

Mr. Bowlen immediately put his own mark on the Broncos, establishing a solid administration and creating a positive atmosphere that was a major factor in the team's success both on and off the field.

Champions are built from the top and Pat Bowlen is a model of leadership in the scope of his drive and commitment. "I want us to be number one in everything," Mr. Bowlen has often said in a recurring theme that marks his management style. Everyone knows that it is the owner who provides the financial backing that is integral to a championship team, but many fans are unaware that much of the heart, soul, and drive of this championship organization comes directly from Pat Bowlen.

He has made all his managerial moves with one goal in mind—to aggressively position the Denver Broncos for another run at a Super Bowl championship. No one sets higher standards for the Broncos than Pat Bowlen himself, whose goals have always been to have his franchise regarded as among the finest in pro sports with victory being the measuring stick for that success. Thus the goal of this dynamic and energetic chief executive remains firmly set on repeating the World Championship seasons of 1997 and 1998.

Below is a chronology of the Denver Broncos success during Mr. Bowlen's ownership (1984 - 2003):

- The Denver Broncos won back-to-back World Championships in 1997 (Super Bowl XXXII vs. the Green Bay Packers 31-24) and 1998 (Super Bowl XXXIII vs. the Atlanta Falcons 34-19).
- Denver became the sixth NFL franchise to win back-to-back Super Bowls joining Green Bay, Miami, Pittsburgh (twice), San Francisco and Dallas. The Broncos became the first AFC team to do it in two decades.
- The Broncos own AFC Championships under Pat Bowlen in 1986, 1987, 1989, 1997 and 1998.

- The Broncos have had the best home record in pro football over the past 29 years.
- The Broncos won a record seven postseason games in a two-year period (1997-1998).
- The Broncos had a record 33 wins over a two-year period (1997-1998).
- The Broncos had a record 46 wins over a three-year period (1996-1998).
- The Broncos became the second team in modern NFL history to go undefeated during regular season play at home for three consecutive seasons (1996-1998).
- His 1997-1998 teams performed the astonishing feat of going an entire calendar year without a defeat (12/15/97-12/13/98), a league-record 18 consecutive wins.
- In 1998 Denver won a franchise-record 17 games, 14 in the regular season, including a 13-0 start that resulted in Denver going an entire calendar year without a loss.
- The Broncos have dominated the AFC Western Division by posting more division titles (7), conference Championship Game appearances (6) and Super Bowl appearances (5) than any other club in the division.
- Under Mr. Bowlen's leadership, the Broncos have had 10 playoff appearances and just two losing seasons.
- Denver was the only AFC franchise to make three Super Bowl appearances in the 1980s.
- In addition to winning seven division titles, Mr. Bowlen's franchise has had regular season win totals of 14, 13 (twice), 12 (twice), 11 (four times), and 10. Ten of the 11 best years in team history have come during Mr. Bowlen's ownership.
- When the Broncos won Super Bowl XXXII they were the first AFC team to win in 14 years and just the second Wild Card to win a Super Bowl under the NFL's present playoff system.

Pat Bowlen also has enjoyed tremendous off the field success as well.

- In Mr. Bowlen's 19 years of ownership, the Broncos have played 21 postseason games, all of which have been sold out.
- The Broncos have had a string of home sellouts for 34 consecutive years, longest in the AFC and second only to Washington in the NFC.
- The home game sellout streak is now at 266 straight regular and post season games through 2002.
- Denver has led the NFL in attendance over that 19-year period. The Broncos have drawn nearly 13 million fans to their home games from 1984-2002, most in the NFL.
- Mr. Bowlen ushered in a new era in Denver Broncos football history in 2001 when the state-of-the-art INVESCO Field at Mile High opened. Mr. Bowlen contributed over \$150 million to the construction of the new stadium.
- Mr. Bowlen has worked closely with Head Coach Mike Shanahan in maintaining the Broncos roster in the era of free agency which has resulted in unprecedented player stability.
- In addition with his role with the Broncos, Mr. Bowlen was a key figure in securing the league's labor and TV contracts. He is currently a member of the NFL Management Council Executive Committee, is Chair of the prestigious NFL Broadcasting Committee, and is a member of the NFL Finance Committee. He also serves on the NFL Diversity Committee and the NFL Ventures Committee.
- In his current role as Chair of the NFL Broadcast Committee Mr. Bowlen was responsible for the negotiations on the NFL's \$18 billion TV contract, the most lucrative single-sport contract in history.



- He was responsible for the Broncos headquarters, the Paul D. Bowlen Memorial Centre, a 60,000 square foot modern office and training complex located in Dove Valley, Arapahoe County. The facility is named after Pat Bowlen's father. The Broncos moved into the new facility on March 5, 1990.

Pat Bowlen was born in Prairie du Chien, Wisc. where he attended high school, and went on to the University of Oklahoma, earning degrees in both business (1965) and law (1968). After successful careers in oil, gas and real estate, he purchased the Denver Broncos in 1984.

He is president of the Denver Broncos Charities Fund and in that capacity has donated nearly \$20 million to charitable organizations in the Denver area since the inception of that fund in 1993. Mr. Bowlen has served as the Honorary Chairman of the Colorado Special Olympics for 18 years and was the organization's Outstanding Celebrity in 1993. Mr. Bowlen has served as the Honorary Chairman of the Colorado Family Classic to benefit St. Joseph's Hospital for 19 years and this is his eighth year as Chairman of the Capuchin Friars fund-raising dinner. He also chaired the 1989 Centennial Scholarship rally at the University of Northern Colorado in Greeley and was Co-Chairman of the Rose Medical Center Critical Care Campaign from 1986-89.

In addition, Mr. Bowlen was elected to the University of Denver Board of Trustees in 1987. He chairs the D.U. Athletic Affairs Committee and plays a role in the Capital Campaign for major athletic gifts, while also serving on the Buildings and Grounds Committee. His previous DU committee memberships include the Institutional Advancement Committee and Institutional Advancement/University Relations subcommittee. He was also named to the Colorado Academy Board of Trustees in 1991. A member of the American Ireland Fund Dinner Committee for the past 11 years and a Trustee for the Irish Community Center for four years, the Broncos' owner also is a member of Colorado Concern. He also serves on the Board of Trustees of the Hawaii Maritime Center and was the 1992 honoree at the American Ireland Fund Dinner.

Mr. Bowlen is a member of several other clubs and societies, including the Chief Executive's Organization, the Canadian and Edmonton Bar Associations, and the Law Society of Alberta. He was also a past member of the Young President's Organization.

Mr. Bowlen maintains an active lifestyle and exercises extensively as part of his daily regimen. He has competed in the Ironman Triathlon—an event in which one must swim 2.4 miles, ride 112 miles on a bicycle, and run 26.2 miles, all consecutively—as well as in other triathlon races and several marathons.

## THE BOWLEN ERA

AFC WEST TEAM COMPARISON 1984-2002

### WORLD CHAMPIONSHIPS

Denver	.2
Kansas City	.0
Oakland	.0
San Diego	.0
Seattle*	.0

### SUPER BOWL APPEARANCES

Denver	.5
Oakland	.1
San Diego	.1
Kansas City	.0
Seattle*	.0

### CONFERENCE CHAMPIONSHIP APPEARANCES

Denver	.6
Oakland	.3
San Diego	.1
Kansas City	.1
Seattle*	.0

\* - moved to the NFC West in 2002

### DIVISION TITLES


Denver	.7
Oakland	.5
Kansas City	.3
San Diego	.2
Seattle*	.2

### PLAYOFF APPEARANCES

Denver	.10
Oakland	.8
Kansas City	.8
Seattle*	.4
San Diego	.3

### WINNING SEASONS

Denver	.12
Kansas City	.11
Oakland	.9
Seattle*	.7
San Diego	.3



Mike Shanahan is one of just five head coaches in the history of the NFL to win back-to-back Super Bowls, with Denver's victory over Green Bay in Super Bowl XXXII, followed by its defeat of Atlanta in Super Bowl XXXIII. No head coach in the NFL has won more games than Shanahan's 88 victories over the last eight seasons, and he has compiled a 50-14 home record, including three straight undefeated campaigns from 1996-98.

**MIKE SHANAHAN****EXECUTIVE VICE PRESIDENT OF FOOTBALL  
OPERATIONS / HEAD COACH**

Every successful team has one key leader, and those organizations that have achieved the greatest success have an ultimate leader—an individual combining exceptional talent and organizational skills with the dynamic drive to lead others to success. One of the most brilliant minds in football, Executive Vice President of Football Operations and Head Coach Mike Shanahan is that lightning rod for the Denver Broncos championship history, and few

coaches in NFL annals have spearheaded as much dramatic achievement.

When the success of a leader is achieved, and repeated, in an atmosphere of great pressure and expectations, that leader is elevated to elite status. Mike Shanahan has done that, is universally regarded at the highest level by the football community, and there is no proof of merit like the record itself.

His stunning record as the Broncos' mentor places him in the legendary class of Vince Lombardi, Don Shula and Chuck Noll as the only four coaches with back-to-back Super Bowl championships. Lombardi, Shula and Noll already have been inducted into the Pro Football Hall of Fame.

No head coach in the NFL has won more games than Mike Shanahan's 88 victories over the last eight seasons, and his Broncos come into 2003 determined to return to Super Bowl contention—both of those qualities are directly attributable to leadership by arguably the finest head coach and most fertile football mind in the game today.

Those 88 wins by Mike Shanahan include seven straight in the playoffs (he is the only coach to have produced seven playoff wins in two years) during the 1997 and 1998 World Championship seasons, years in which he firmly established himself among the game's sideline greats. His postseason percentage of .778, on a 7-2 record, is second only to Vince Lombardi (9-1, .900) among coaches with more than five playoff victories.

Under Shanahan's superb guidance, the Broncos have had staggering accomplishments, the scope of which is dramatically outlined by the following:

- posted the most wins in pro football history in a two-year period (33 in 1997-98).
- posted the most wins in pro football history in a three-year period (46 in 1996-98).
- won the most postseason games in history over a two-year period (seven, 1997-98).
- won 18 straight games over 1997-98 to tie the all-time NFL record for consecutive wins. The Broncos went undefeated for a calendar year during that streak, from Dec. 15, 1997 until Dec. 13, 1998.
- went undefeated for three straight regular seasons (1996-98) at home, just the second team ever to do so.
- posted a 22-2 record in their last 24 games during the back-to-back title years.
- The Broncos rank first in the NFL in points scored (3,283 points, 25.6 per game).
- The Broncos rank first in the NFL in total offense (46,539 yards, 364 per game).
- The Broncos rank second in the NFL in rushing yards (17,521, 137 per game).
- The Broncos' home record is 50-14 (.781) in regular season play.
- Denver is 51-2 (.962) when scoring 30 or more points (including 3-0 in postseason).
- Denver is 33-0 at home when scoring 30 or more points (including 2-0 in postseason).

He also has brought great stability to the Denver franchise, with his nine years here ranking as the third longest tenure by an active coach with his current team (trailing only Bill Cowher of Pittsburgh, who is in his 12th campaign with the Steelers, and Jeff Fisher of Tennessee, who is in his 10th season as the Titans' head coach).

However, whether measured by record or tenure, he does not rest on his laurels, nor allow his team to, even though in the past eight seasons his overall record of accomplishment has been unmatched. His accomplishments since taking command of the Broncos are far greater than most coaches have achieved in entire careers, yet Mike Shanahan does not live in the past, but puts all his ample talents and energy into success for the present, thus stamping the 2003 Broncos as a team with which to be reckoned in the National Football League.

Despite the almost unparalleled level of success attained in the last eight years, complacency and satisfaction are qualities completely foreign to Mike Shanahan, a brilliant coach and leader who is perpetually driven by the goal of taking his team back to the Super Bowl.

The Broncos stand as the perfect symbol of a team manifesting the personality of its head coach—maintaining discipline, focus, preparation, mental toughness and physical effort—all qualities indelibly stamped onto the franchise by Shanahan, whose superb guidance directed the Broncos to those victories in Super Bowls XXXII and XXXIII.

Shanahan elevated his career and the Broncos to new levels in 1997 and 1998, as the intense and personable Denver Broncos head coach made his mark on Super Bowl history, coming into the 2003 campaign as one of only 11 all-time National Football League head coaches with two Super Bowl victories, and one of two members of that exclusive fraternity actively coaching (along with Bill Parcells of Dallas). Within that select group of 11 coaches, six have been inducted into the Pro Football Hall of Fame: the previously referenced Lombardi, Shula and Noll, along with Bill Walsh, Tom Landry and Joe Gibbs.

Following his magnificent 1998 season, the Broncos' coach was named AFC Coach of the Year by the Kansas City 101 Club and by the Touchdown Club of Columbus (his second time to be so honored by each organization).

He is the first coach in history to win two Super Bowl titles in his first four years coaching a team, and he is the only coach to have directed two different teams to a 500-point season (the 1998 Broncos scored 501 points, and Shanahan's 1994 San Francisco offense scored 505). The 500-point mark has only been reached seven times overall in pro football history.

The architect of San Francisco's offense in the 49ers' 1994 World Championship season, Shanahan not only can boast of three titles in the past nine years, but he is one of only 11 coaches ever to win Super Bowls with two different clubs.

His winning percentage is the best by any coach in Denver history—in 1998 he reached his 40th win faster than any coach in franchise history, and in 2000 he reached his 50th win faster than any coach in franchise history. Team President Pat Bowlen heaped additional praise on his brilliant coach by naming him Vice President of Football Operations during the 1998 campaign and Executive Vice President of Football Operations in 2002.

While his seal of leadership already had been permanently ingrained into the entire Broncos organization, Shanahan took his first steps in the direction of legend when he joined Tom Flores in 1997 as the only two coaches in pro football history to post four wins in one postseason.

In his third and fourth seasons at the helm of the Denver Broncos, Mike Shanahan not only led the Broncos to their first Super Bowl victories, but in 1998 he became the only coach in history to fashion seven postseason wins in a two-year period.

Mike Shanahan now has that glittering postseason record of 7-2—which added to a regular season mark of 81-47 give him a combined record of 88-49 (an exceptional .642 percentage) in eight years as head coach of the Broncos. Not only is that record the best among all coaches in Denver history, but his home record is a staggering 50-14 (.781) in regular season play, as referenced above. His winning percentage in six years at Mile High Stadium (1995-2000) was .813, and that .813 mark is the third best by one coach, in one stadium, in NFL history.

Since Shanahan took over the Broncos' coaching reins in 1995, Denver has scored 30 or more points 33 times (twice in postseason) at home and 20 or more points 58 times (four times in playoff action) at home in 64 regular season and four playoff games. Including road games, they have scored 30 or more points 55 times (including four times in the playoffs) and 20 or more points 104 times in the 128 regular season games and nine postseason games under him. As noted above, Denver's record in the 55 games in which it has scored 30 or more points under Shanahan is an amazing 52-3 (which includes 4-0 in playoff competition), including a 33-0 mark (which includes a 2-0 playoff record) at Mile High Stadium and INVESCO Field at Mile High.

Over the last 11 years (eight in Denver and the previous three in San Francisco) Mike Shanahan's offenses have finished number one in the NFL four times, second twice, and third three times; in two of those campaigns Denver was just 17 yards and 83 yards short of the number one spot.

Since 1995, his first year in Denver as head coach of the Broncos, Denver has stressed the running game as one of the keys to football's most prolific offense. In those eight seasons the Broncos have ranked first in the NFL in total offense with 46,539 yards and first in scoring with 3,283 points, while ranking second in rushing yards among all NFL teams (17,521, trailing only Pittsburgh at 17,797). Thus, in regular season games under Shanahan, the Broncos have averaged 137 rushing yards (second in the NFL), 364 total yards (first), and 25.6 points per game (first). As those statistics would indicate, this also has been by far the most prolific eight-year offensive period in franchise history.

In 1998 the defending world champions stormed to their second straight title with an offense that scored 501 points and finished third in the NFL in total yards, while the defense had another spectacular postseason, allowing just 25 points and two touchdowns while sparking a remarkable 13-1 turnover ratio in the playoffs.



The 1998 Broncos set team records with 14 regular season and 17 overall wins, starting off with a stunning 13-0 record and marking Denver as a team that went an entire calendar year without a loss.

Ten Broncos were named to the Pro Bowl following that magnificent season, but throughout it all Shanahan's inspired direction was nationally recognized as the driving force behind the back-to-back World Champion Broncos.

In 1997 he directed a Denver offense that scored a total of 583 points (29.2 per game) during the entire 1997 season, the fifth highest total in NFL history and the second highest total in AFC history for a combined regular and postseason. Of course, in 1998 Shanahan's Broncos topped that mark by producing 596 regular and postseason points. The all-time high of 636 points came from the 1994 World Champion San Francisco 49ers, for whom Shanahan was the offensive coordinator.

He led his team to a 12-4 regular season record in 1997, marking the first time in franchise history that the team won 12 or more games in back-to-back seasons.

His high-powered offense reached 30 points a franchise-record nine times during the 1997 regular season and twice in the postseason. Denver also broke the franchise record for most points in a season (previously 391 in 1996) in just their 13th game of 1997 and broke the record for most touchdowns in a season (previously 47 in 1996) in just their 14th game.

The Broncos stormed through 1997 postseason play to their eventual World Championship with a home win over Jacksonville and subsequent road victories at Kansas City and Pittsburgh, defeating those Super Bowl contenders in their home parks on back-to-back weeks, answering any lingering questions about the status of Denver as the best team in the American Football Conference.

It has been widely documented that the Broncos posted one of the greatest upsets in Super Bowl history, played in perhaps the best Super Bowl game ever, and ended the National Football Conference's 13-year domination in the NFL's Championship Game.

The Broncos posted their win—in fact, their four wins—in convincing style.

Under Mike Shanahan's steady control and forceful leadership, the Broncos had no question that they were the best team in football, and their postseason performance reflected that belief every step of the way.

In 1997 postseason play, Denver scored nine touchdowns in nine goal-to-go situations, including four-of-four in Super Bowl XXXII.

Conversely, opponents started six drives in Denver territory in the postseason, netting just six points (two field goals).

Denver scored 13 touchdowns in 16 red zone opportunities in postseason and of the Broncos' 46 postseason possessions, Denver scored 16 times (14 touchdowns and two field goals), accomplishing that feat against teams with a combined record of 51-16 at the time of each game.

The Broncos had posted the biggest win by a sports team in Colorado history, and one of the most significant in NFL history, all with Shanahan pointing the way. The Broncos had entered the playoffs as a Wild Card, but their head coach never let the team's compass waver even slightly from the only goal he had ever set.

Under Shanahan's tutelage the Broncos led the entire NFL in total offense in 1996, after having rewritten the Denver record books in 1995.

Shanahan in 1996 led his club to a 13-3 record that was the best in the NFL as well as the finest record in Denver history, earning both NFL Coach of the Year (Touchdown Club of Columbus) and AFC Coach of the Year (Kansas City 101 Club) honors for 1996.

His team's performance in 1996 gave notice that this is a regime driven by a single goal, that of taking the Broncos to the pinnacle of pro football success. The Broncos were undefeated in October and November as they ultimately built their record to 12-1 in clinching their division title and playoff berth on December 1, thus becoming one of the earliest teams to clinch in NFL history. In clinching home-field advantage on Dec. 1 as well, the Broncos joined the 1985 Chicago Bears as the only two teams in the past 27 years to accomplish that by Week 13.

While the disappointment of Denver's 1996 playoff loss to Jacksonville gripped Shanahan as much as it did the entire region, it also served to further his resolve to return the Broncos to that level once again.

A dynamic and disciplined leader who has completely revitalized the Denver organization over the past eight years, Shanahan is the focal point from which the entire organization takes its direction and energy.

Renowned for his organizational ability and recognized as one of the brightest offensive strategists in football, Shanahan has restructured both the team and the entire football operations department of the Broncos to deal successfully with the new personnel and financial dynamics of pro football.

In his first season as the Denver Broncos' head coach, Shanahan improved the team to a .500 record (8-8) and contention in the very competitive AFC Western Division, while immediately stamping the Denver offense with his signature as the most productive unit in the AFC, finishing third in the entire NFL. Under Shanahan in 1995, the Broncos had the best offense in franchise history, breaking team records in points scored (388), total yardage (6,040), total passing yardage (4,260), first downs passing (205) and highest average gain per play (5.7), while tying the team records for touchdown passes (27) and average gain per rush (4.5). At the same time, the Bronco defense improved 13 positions, from last in the NFL the previous year to 15th under Shanahan's leadership.

Denver Broncos President and Chief Executive Officer Pat Bowlen named Mike Shanahan as Head Coach of his NFL franchise on January 31, 1995, ushering in a new era for a team that has made five Super Bowl appearances under Bowlen's ownership. The Broncos' head coach has complete control of all aspects of football operations.

Shanahan, 50, came to Denver from the World Champion San Francisco 49ers, where he served as offensive coordinator for three seasons (1992-94). The 49ers' offense reached astonishing levels under Shanahan's leadership. San Francisco's three-year offensive averages under Shanahan's direction were the most productive in the history of pro football. His three-year averages included being number one in total points (an average of 470 per year), total touchdowns (61), rushing TDs (24), passing TDs (32), third-down efficiency (49%), total offense (an average of 6,225 yards annually) and average yards per play (6.2 yards per attempt).

His three-year period as offensive coordinator included the 49ers setting numerous team records during Shanahan's tenure, including the first time ever that San Francisco led the NFL in total offense in consecutive seasons (1993 and 1994), along with remarkable records for most touchdowns (66), passing yards (4,302), total offense (6,435), first downs (372), completion percentage (70.3 %), and average yards per play (6.30).

San Francisco quarterback Steve Young re-wrote many NFL passing records and was named the NFL most valuable player twice in his three years under Shanahan's guidance, in addition to throwing for six touchdowns and earning Super Bowl XXIX most valuable player honors.

During his NFL career Shanahan has been a part of teams that have played in nine AFC or NFC Championship Games, in addition to his six Super Bowl appearances, five with Denver and the Super Bowl XXIX game with San Francisco. In his nine seasons coaching at the collegiate level, Shanahan's teams participated in eight bowl games, winning two national championships.

A driving force behind the Broncos' offense for all three of their Super Bowl appearances in the 1980s (following the 1986, 1987, and 1989 seasons), he first came to Denver in 1984 as coach of the club's wide receivers. He served as offensive coordinator from 1985-87, and then returned to Denver as quarterbacks coach on Oct. 16, 1989, after serving as head coach of the Los Angeles Raiders in 1988 and through the first four games of the 1989 campaign. Shanahan inherited a team that was 5-10 in 1987 and improved it to 7-9 his first season. After starting 1-3 the following year, he was dismissed.

His second stint in Denver included not only the 1989 Super Bowl appearance by the Broncos, but the team's fourth AFC Championship Game appearance of the Bowlen era (1991 at Buffalo), with Shanahan again serving as offensive coordinator.

A native of Oak Park, Ill. (8/24/52), Michael Edward Shanahan attended East Leyden High School in Franklin Park, where he earned numerous honors. In a student body population of 2,500, Shanahan was voted athlete of the year as well as most valuable player in both football and track. He set a still-standing single-game school record with 258 yards rushing on 17 carries (a 15.2 average).

He received a scholarship to Eastern Illinois University, where he played quarterback and lost a kidney in the spring game of his junior year, which began his coaching career a year earlier than was intended. Mike also received his bachelor's and master's degrees at EIU.

He began his coaching career at Oklahoma in 1975-76, where the Sooners won the national championship in his first year on their staff (1975).

Shanahan was Northern Arizona's backfield coach in 1977 at the age of 24, and the Lumberjacks averaged a school-record 391.1 yards that season. A year later, Shanahan returned to Eastern Illinois as offensive coordinator and helped guide his alma mater to the Division II title. The year before Shanahan's arrival the team was 1-10. In 1979 he served as offensive coordinator at Minnesota, where he implemented the run-and-shoot offense, with the result being that the Gophers set 40 school offensive records.

Mike moved on to Florida the following year, inheriting the second poorest offense in Division I football, as well as a team record of 0-10-1. In Mike's four years the team broke many offensive school records and went to four straight bowl games. During his stint at the college coaching level, his teams had a combined record of 77-29-3.

Recognized as one of the most dynamic offensive minds in the game, Shanahan thus was an assistant coach in college at age 21, an offensive coordinator at the Division I level by 25 and at the NFL level at 32 in his first Denver stint.

Mike and his wife Peggy have two children, son Kyle and daughter Krystal. Kyle is a graduate of the University of Texas and is a graduate assistant on the UCLA coaching staff, while Krystal also is a student at the University of Texas.



## MIKE SHANAHAN YEAR-BY-YEAR

Yrs.	Position	Team	Reg. Season Record	Postseason (record)
1975	Assistant Coach	University of Oklahoma	10-1	National Championship (1-0)
1976	Assistant Coach	University of Oklahoma	9-2	Fiesta Bowl (1-0)
1977	Backfield Coach	Northern Arizona	9-2	Playoffs (0-1)
1978	Offensive Coordinator	Eastern Illinois	9-2	National Championship (3-0)
1979	Offensive Coordinator	University of Minnesota	4-6-1	
1980	Offensive Coordinator	University of Florida	8-3	Tangerine Bowl (0-1)
1981	Offensive Coordinator	University of Florida	7-4	Peach Bowl (0-1)
1982	Offensive Coordinator	University of Florida	8-3	Bluebonnet Bowl (0-1)
1983	Asst. Head Coach/Off. Coord.	University of Florida	8-2-1	Gator Bowl (1-0)
1984	Receivers Coach	Denver Broncos	13-3	Playoffs (0-1)
1985	Offensive Coordinator	Denver Broncos	11-5	
1986	Offensive Coordinator	Denver Broncos	11-5	Super Bowl XXI (2-1)
1987	Offensive Coordinator	Denver Broncos	10-4-1	Super Bowl XXII (2-1)
1988	Head Coach	Los Angeles Raiders	7-9	
1989	Head Coach	Los Angeles Raiders	1-3	
1989	Quarterbacks Coach	Denver Broncos	6-4	Super Bowl XXIV (2-1)
1990	Quarterbacks Coach	Denver Broncos	5-11	
1991	Offensive Coordinator	Denver Broncos	12-4	AFC Champ. Game (1-1)
1992	Offensive Coordinator	San Francisco 49ers	14-2	NFC Champ. Game (1-1)
1993	Offensive Coordinator	San Francisco 49ers	10-6	NFC Champ. Game (1-1)
1994	Offensive Coordinator	San Francisco 49ers	13-3	World Championship (3-0)
1995	Head Coach	Denver Broncos	8-8	
1996	Head Coach	Denver Broncos	13-3	Playoffs (0-1)
1997	Head Coach	Denver Broncos	12-4	World Championship (4-0)
1998	Head Coach	Denver Broncos	14-2	World Championship (3-0)
1999	Head Coach	Denver Broncos	6-10	
2000	Head Coach	Denver Broncos	11-5	Playoffs (0-1)
2001	Head Coach	Denver Broncos	8-8	
2002	Head Coach	Denver Broncos	9-7	

### Breakdown of Mike Shanahan's record coaching football:

	W	L	T	(Pct.)
Shanahan's regular season record as an NFL Head Coach.....	89	59		(.601)
Shanahan's postseason record as an NFL Head Coach.....	7	2		(.778)
Shanahan's regular season record as an NFL assistant coach.....	105	47	1	(.690)
Shanahan's postseason record as an NFL assistant coach.....	12	7		(.632)
Shanahan's overall regular season NFL coaching record.....	194	106	1	(.646)
Shanahan's overall postseason NFL record.....	19	9		(.679)
Shanahan's overall record coaching in the NFL (reg. and postseason).....	213	117	1	(.645)
Shanahan's regular season record as a collegiate assistant coach.....	72	25	2	(.737)
Shanahan's postseason record as a collegiate assistant coach.....	6	4		(.600)
Shanahan's overall record as a collegiate assistant coach.....	78	29	2	(.725)
Shanahan's overall record coaching football.....	291	144	3	(.668)

## NOTING SHANAHAN'S ACCOMPLISHMENTS

**Shanahan Brings Home-Field Dominance Back to Denver** — Since taking over the coaching reins of the Broncos in 1995, Mike Shanahan has a 50-14 (.781) regular season record at home, the best home winning percentage of any head coach in the Broncos' 43-year history. The Broncos' home record with Shanahan as either an assistant or head coach is 91-26 (.778) in the regular season and 9-2 in the postseason:

### BEST HOME WINNING PERCENTAGE, BRONCOS' HEAD COACHES

Head Coach (Years)	Regular Season	Pct.
1. Mike Shanahan (1995-present)	50-14	.781
2. Dan Reeves (1981-92)	72-21	.774
3. Red Miller (1977-80)	22-9	.710
4. John Ralston (1972-76)	20-13-2	.600
5. Wade Phillips (1993-94)	9-7	.563

**Shanahan's Record Among Best in AFC Since 1995** — Broncos Head Coach Mike Shanahan's eight-year regular season record of 81-47 is tied for the best among active coaches in the league since 1995:

### TOP RECORDS AMONG ACTIVE NFL COACHES, 1995-2002

(regular season only)

HEAD COACH, TEAM	RECORD	PCT.
1. Mike Shanahan, Denver	81-47	.633
2. Mike Holmgren, Green Bay/Seattle	79-49	.617
3. Bill Cowher, Pittsburgh	77-50-1	.605
4. Jeff Fisher, Tennessee	75-53	.586

**Shanahan Fastest to 80 Wins in Broncos History** — Mike Shanahan recorded his 80th victory as head coach of the Broncos Dec. 15, 2002, in his 126th game. He reached that plateau faster than any coach in franchise history, needing four fewer games than Dan Reeves:

### BRONCOS HEAD COACHES WITH 80 VICTORIES

(regular season only)

HEAD COACH	GMS. TO REACH 80 WINS	RECORD AT TIME
1. Mike Shanahan	126	80-46
2. Dan Reeves	127	80-46-1

**Broncos' Offense Clicks Under Shanahan** — Since Mike Shanahan took over the coaching reins in 1995, the Broncos have scored 30 or more points 33 times (including twice in postseason) at home and 20 or more points 58 times (four in postseason) at home in 68 games (includes four postseason games). Overall the club has scored 30 or more points 55 times (including four in postseason) and 20 or more points 104 times (seven in postseason) in the 137 games (includes nine postseason games) that Shanahan has been the head coach. Denver's record in the 55 games in which it has scored 30 or more points under Shanahan is an amazing 52-3 (includes 4-0 in postseason), including a 33-0 (includes 2-0 in postseason) mark at home. The team scored 596 total points in 19 games (31.4 per game) in 1998, which now ranks sixth all-time (second in AFC) for points scored in a regular and postseason combined. Not surprisingly, the team to score the most points in an entire season was the 1994 World Champion San Francisco 49ers, for whom Shanahan was the offensive coordinator.

### MOST POINTS SCORED IN AN ENTIRE SEASON, NFL HISTORY

TEAM	YEAR	REG. SEASON POINTS	POSTSEASON POINTS	TOTAL POINTS
1. San Francisco*	1994	505	131	636
2. Washington	1983	541	84	625
3. Minnesota	1998	556	68	624
4. St. Louis*	1999	526	83	609
5. Miami	1984	513	92	605
6. Denver*	1998	501	95	596

\*won Super Bowl

**Broncos' Offense Clicks Under Shanahan, Part II** — Since 1995, Mike Shanahan's first year as head coach of the Broncos, Denver has scored more points and gained more total yards than any team in the NFL, and amassed the second most rushing yards.

### MOST RUSHING YARDS, 1995-2002

TEAM	YARDS
1. Pittsburgh.....	17,797
2. Denver.....	17,521
3. San Francisco.....	16,213
4. Kansas City.....	15,883
5. Tennessee.....	15,640

### MOST TOTAL YARDS, 1995-2002

TEAM	YARDS
1. Denver.....	46,539
2. San Francisco.....	46,315
3. Minnesota.....	45,891
4. St. Louis.....	44,577
5. Green Bay.....	44,298

### MOST POINTS, 1995-2002

TEAM	YARDS
1. Denver.....	3,283
2. San Francisco.....	3,168
3. Green Bay.....	3,125
4. Minnesota.....	3,096
5. St. Louis.....	3,081

**Shanahan in the Postseason** — Mike Shanahan has made 12 ventures into the postseason, including four as a head coach, having gone to the postseason as an assistant in 1984, 1986-87, 1989, 1991 (all with Denver) and 1992-94 (San Francisco), and as a head coach in 1996-98 and 2000 (Denver). He has coached in six Super Bowls and has earned three Super Bowl rings (1994 with San Francisco; 1997 and '98 as head coach with Denver). Shanahan has coached in nine conference championship games, having won six of them (two as a head coach) and five of those six with Denver. His postseason winning percentage as a head coach is .778, on a 7-2 record, which ranks second only to Vince Lombardi (9-1, .900) among coaches with more than five playoff victories. He was 12-7 in the postseason as an assistant, including a 7-5 mark with the Broncos. Shanahan's postseason mark of 7-2 (.778) ranks No. 1 in terms of winning percentage among all Broncos' head coaches.

**Shanahan Ranks Among the Best in the Super Bowl** — With Denver's victory over Atlanta in Super Bowl XXXI-II, Mike Shanahan claimed his second Super Bowl title in his first four years as Broncos head coach, tied for the fastest in NFL history to post two Super Bowl victories.

### QUICKEST TO WIN TWO SUPER BOWLS WITH ONE TEAM

HEAD COACH	TEAM	YEARS IN WHICH 1ST AND 2ND WINS CAME	GAMES WON
1. Mike Shanahan	Denver	3rd and 4th	XXXII, XXXIII
Don Shula	Miami	3rd and 4th	VII, VIII
3. Jimmy Johnson	Dallas	4th and 5th	XXVII, XXVIII
Tom Flores	Oakland/L.A.	2nd and 5th	XV, XXIII

## SHANAHAN VS. THE NFL

	REGULAR SEASON						POSTSEASON					
	OVERALL		HOME		AWAY		OVERALL	HOME	AWAY	NEUTRAL		
<b>AFC West</b>	<b>W</b>	<b>L</b>	<b>W</b>	<b>L</b>	<b>W</b>	<b>L</b>	<b>W</b>	<b>L</b>	<b>W</b>	<b>L</b>	<b>W</b>	<b>L</b>
Denver	2	1	1	0	1	1	0	0	0	0	0	0
Kansas City	9	10	6	3	3	7	1	0	1	0	0	0
Oakland	12	4	7	1	5	3	0	0	0	0	0	0
San Diego	14	5	9	1	5	4	0	0	0	0	0	0
<b>TOTALS</b>	<b>37</b>	<b>20</b>	<b>23</b>	<b>5</b>	<b>14</b>	<b>15</b>	<b>1</b>	<b>0</b>	<b>1</b>	<b>0</b>	<b>0</b>	<b>0</b>
<b>AFC East</b>	<b>W</b>	<b>L</b>	<b>W</b>	<b>L</b>	<b>W</b>	<b>L</b>	<b>W</b>	<b>L</b>	<b>W</b>	<b>L</b>	<b>W</b>	<b>L</b>
Buffalo	3	1	2	0	1	1	0	0	0	0	0	0
Miami	0	5	0	2	0	3	1	0	0	0	0	0
New England	6	2	3	1	3	1	0	0	0	0	0	0
New York Jets	2	2	1	1	1	1	1	0	0	0	0	0
<b>TOTALS</b>	<b>11</b>	<b>10</b>	<b>6</b>	<b>4</b>	<b>5</b>	<b>6</b>	<b>2</b>	<b>0</b>	<b>0</b>	<b>0</b>	<b>0</b>	<b>0</b>
<b>AFC North</b>	<b>W</b>	<b>L</b>	<b>W</b>	<b>L</b>	<b>W</b>	<b>L</b>	<b>W</b>	<b>L</b>	<b>W</b>	<b>L</b>	<b>W</b>	<b>L</b>
Baltimore	1	2	1	1	0	1	0	1	0	0	0	0
Cincinnati	3	2	1	1	2	1	0	0	0	0	0	0
Cleveland	1	0	1	0	0	0	0	0	0	0	0	0
Pittsburgh	0	1	0	0	0	1	1	0	1	0	0	0
<b>TOTALS</b>	<b>5</b>	<b>5</b>	<b>3</b>	<b>2</b>	<b>2</b>	<b>3</b>	<b>1</b>	<b>1</b>	<b>1</b>	<b>1</b>	<b>0</b>	<b>0</b>
<b>AFC South</b>	<b>W</b>	<b>L</b>	<b>W</b>	<b>L</b>	<b>W</b>	<b>L</b>	<b>W</b>	<b>L</b>	<b>W</b>	<b>L</b>	<b>W</b>	<b>L</b>
Houston	0	0	0	0	0	0	0	0	0	0	0	0
Indianapolis	0	2	0	1	0	1	0	0	0	0	0	0
Jacksonville	2	1	2	0	0	1	1	1	1	0	0	0
Tennessee	0	2	0	0	0	2	0	0	0	0	0	0
<b>TOTALS</b>	<b>2</b>	<b>5</b>	<b>2</b>	<b>1</b>	<b>0</b>	<b>4</b>	<b>1</b>	<b>1</b>	<b>0</b>	<b>0</b>	<b>0</b>	<b>0</b>
<b>AFC TOTALS</b>	<b>55</b>	<b>40</b>	<b>34</b>	<b>12</b>	<b>21</b>	<b>28</b>	<b>5</b>	<b>2</b>	<b>3</b>	<b>1</b>	<b>2</b>	<b>0</b>
<b>NFC West</b>	<b>W</b>	<b>L</b>	<b>W</b>	<b>L</b>	<b>W</b>	<b>L</b>	<b>W</b>	<b>L</b>	<b>W</b>	<b>L</b>	<b>W</b>	<b>L</b>
Arizona	3	0	2	0	1	0	0	0	0	0	0	0
St. Louis	2	2	2	1	0	1	0	0	0	0	0	0
San Francisco	3	1	1	0	2	1	0	0	0	0	0	0
Seattle	11	7	6	3	5	4	0	0	0	0	0	0
<b>TOTALS</b>	<b>19</b>	<b>10</b>	<b>11</b>	<b>4</b>	<b>8</b>	<b>6</b>	<b>0</b>	<b>0</b>	<b>0</b>	<b>0</b>	<b>0</b>	<b>0</b>
<b>NFC East</b>	<b>W</b>	<b>L</b>	<b>W</b>	<b>L</b>	<b>W</b>	<b>L</b>	<b>W</b>	<b>L</b>	<b>W</b>	<b>L</b>	<b>W</b>	<b>L</b>
Dallas	2	1	1	0	1	1	0	0	0	0	0	0
New York Giants	1	1	1	0	0	1	0	0	0	0	0	0
Philadelphia	1	1	1	0	0	1	0	0	0	0	0	0
Washington	2	1	1	1	1	0	0	0	0	0	0	0
<b>TOTALS</b>	<b>6</b>	<b>4</b>	<b>4</b>	<b>1</b>	<b>2</b>	<b>3</b>	<b>0</b>	<b>0</b>	<b>0</b>	<b>0</b>	<b>0</b>	<b>0</b>
<b>NFC North</b>	<b>W</b>	<b>L</b>	<b>W</b>	<b>L</b>	<b>W</b>	<b>L</b>	<b>W</b>	<b>L</b>	<b>W</b>	<b>L</b>	<b>W</b>	<b>L</b>
Chicago	1	0	1	0	0	0	0	0	0	0	0	0
Detroit	1	0	0	0	1	0	0	0	0	0	0	0
Green Bay	1	1	1	0	0	1	1	0	0	0	1	0
Minnesota	1	1	0	1	1	0	0	0	0	0	0	0
<b>TOTALS</b>	<b>4</b>	<b>2</b>	<b>2</b>	<b>1</b>	<b>2</b>	<b>1</b>	<b>1</b>	<b>0</b>	<b>0</b>	<b>0</b>	<b>1</b>	<b>0</b>
<b>NFC South</b>	<b>W</b>	<b>L</b>	<b>W</b>	<b>L</b>	<b>W</b>	<b>L</b>	<b>W</b>	<b>L</b>	<b>W</b>	<b>L</b>	<b>W</b>	<b>L</b>
Atlanta	2	1	1	1	1	0	1	0	0	0	1	0
Carolina	1	0	1	0	0	0	0	0	0	0	0	0
New Orleans	1	1	0	0	1	1	0	0	0	0	0	0
Tampa Bay	1	1	1	0	0	1	0	0	0	0	0	0
<b>TOTALS</b>	<b>5</b>	<b>3</b>	<b>3</b>	<b>1</b>	<b>2</b>	<b>2</b>	<b>1</b>	<b>0</b>	<b>0</b>	<b>0</b>	<b>1</b>	<b>0</b>
<b>NFC TOTALS</b>	<b>34</b>	<b>19</b>	<b>20</b>	<b>7</b>	<b>14</b>	<b>12</b>	<b>2</b>	<b>0</b>	<b>0</b>	<b>0</b>	<b>2</b>	<b>0</b>
<b>NFL TOTALS</b>	<b>89</b>	<b>59</b>	<b>54</b>	<b>19</b>	<b>35</b>	<b>40</b>	<b>7</b>	<b>2</b>	<b>3</b>	<b>1</b>	<b>2</b>	<b>0</b>

## TED SUNDQUIST

### GENERAL MANAGER



Ted Sundquist begins his 12th year with the Denver Broncos, and second as the team's General Manager, having been named to that position in 2002 after 10 years in player personnel for the National Football League team.

One of the youngest major personnel executives in pro football, Sundquist works with Executive Vice President of Football Operations/Head Coach Mike Shanahan in the negotiation of player contracts and managing the football operations department's \$103 million budget. He oversees the Broncos' entire player personnel department, both pro and college.

In addition to supervising pro and college scouting, Sundquist is responsible for salary cap and contract analysis, video and football technologies, equipment, training and medical personnel, overseeing training camp and turf management. He assists Mike Shanahan in establishing and implementing policies and practices within these departments of football operations.

Sundquist and Coach Shanahan work closely in all areas of financial planning and with respect to personnel decisions related to the signing of free agents, the selection of players in the college draft, trades, waivers and other related football activities, including the long-range management of Denver's salary cap.

For the past seven years, when the Broncos have been perhaps the NFL's most successful organization—the only team to win 79 games and two World Championships—Sundquist has evaluated every draftable player and endorsed such standouts as Terrell Davis, Clinton Portis, Mike Anderson, Trevor Pryce, Deltha O'Neal and Al Wilson. He has also had success with undrafted free agents such as Matt Lepsis and Lenny Walls.

He spent six very successful seasons as Director of College Scouting after spending the 1995 season apprenticing under late college scouting director Jerry Frei. Sundquist was a pro and college scout for the Broncos in 1993-94.

Thus, at age 41, Sundquist has already established himself as one of the league's top player personnel evaluators. A testament to this first came in 1997 when Sundquist was selected to sit on the five-member Executive Committee of National Football Scouting, Inc. He is also a member of the selection committee for the annual National Invitational Camp and sits on the NFL's College Advisory Committee.

Sundquist's background is more diverse than most in his profession. He played collegiately at the Air Force Academy, participating on two bowl championship teams.

While stationed in Berlin as a flight commander for the 6912 Electronic Security Group from 1986-88 Sundquist supervised and directed 45 Air Force personnel, as well as \$35 million worth of equipment.

He also reported highly perishable defense information to Theater Tactical Commanders and briefed general officers and state department officials regarding flight operations.

Upon his return to the United States Sundquist rejoined the Air Force coaching staff, with which he had worked during the 1984 season. Along with his varsity coaching duties he was the head coach for the USAFA Preparatory School in 1990-91, and took an active part in scouting for the Falcons.

Sundquist also was a member of the U.S. National Bobsled Team from 1984-88, and competed in the Olympic Trials in 1988. A Texas native, Sundquist played at Spring Woods High School in Houston with major-league pitching great Roger Clemens.

From there Sundquist moved on to the Air Force Academy and eventually the University of Colorado, where he earned his master's degree in public administration in 1992.

Sundquist was born May 1, 1962 in Houston. He and his wife, Amy, live in Parker, Colo.

## COORDINATORS/ASSISTANT COACHES



### GARY KUBIAK

OFFENSIVE COORDINATOR

Gary Kubiak begins his 10th year as an NFL coach and his ninth season as Denver's offensive coordinator in 2003. He is coming off eight highly successful seasons in which the Broncos' offensive unit has produced numbers unparalleled in the history of the organization, highlighted by back-to-back World Championships in 1997 and '98.

Kubiak, who owns three Super Bowl rings, is one of just 15 NFL coaches to win a Super Bowl with two different franchises (San Francisco, 1994) and one of just nine to win a title with a team from each conference.

He returned to the Broncos organization in 1995 with head coach Mike Shanahan, after the pair coached together in 1994 in San Francisco, where Shanahan was offensive coordinator, Kubiak was quarterbacks coach and fellow Broncos assistant coach Brian Pariani (tight ends) was an offensive assistant.

Kubiak's return to Denver—where he played quarterback behind All-Pro John Elway from 1983-91—has been marked by extraordinary success. The Broncos have produced the National Football League's No. 1 offense twice during Kubiak's tenure (1996-97)—a first in franchise history—and have ranked in the top three overall in six of his eight seasons: No. 2 in 2000, No. 3 in 1995, 1998 and 2002, in addition to the two No. 1 rankings. The total offensive numbers produced in Kubiak's first eight years at the controls mark the most prolific eight-year totals in club annals.

The Broncos set new single-season standards for touchdowns and points scored three consecutive seasons from 1996-98, and posted new records for yards per rush in both 1997 and '98. Denver has also scored 30 or more points in a game 55 times (including four times in postseason) in the 137 regular and postseason games since Kubiak's hire. In the eight years that Kubiak has been at the controls of the Denver offense, the club has accumulated the most points (3,283) and total yards (46,539) in the NFL, and second most rushing yards (17,521).

Denver has had 24 Pro Bowl selections from the offensive side of the football in Kubiak's eight seasons as offensive coordinator, and is the only team in NFL history to produce a 3,000-yard passer (John Elway), a 1,500-yard rusher (Terrell Davis) and a 1,000-yard receiver (Shannon Sharpe, '96 and '97; Rod Smith, '97) two years in a row, doing so in 1996 and '97.

Last season, Denver's offense ranked third overall in the NFL and second in the AFC. Rookie running back Clinton Portis was a big key to that success. Denver's second-round draft pick out of Miami was the league's fourth-leading rusher after compiling 1,508 yards and 15 touchdowns, while earning NFL Offensive Rookie of the Year honors. Wide receiver Rod Smith was another reason the Broncos found success on offense last year. Smith again led the team with 89 catches for 1,027 yards—his sixth straight 1,000-yard season, a franchise record. Another bright spot was the play of rookie wide receiver Ashley Lelie, who caught 35 passes for 525 yards, and is poised to become a great complement to Denver's other top pass catchers: Smith, Ed McCaffrey and Shannon Sharpe.

In 2001, Denver battled through serious injuries at critical positions, but still produced offensive bright spots, such as Rod Smith's NFL-best 113 catches, which broke the franchise single-season record and earned him his second consecutive Pro Bowl invitation.

The 2000 season saw a rekindling of the offensive firepower that marked Kubiak's first four seasons, as the club set franchise records in three major offensive categories, bettering marks established earlier in Kubiak's tenure. The Broncos set new standards for total offense (6,554), passing offense (4,243) and first downs (383), while third-year quarterback Brian Griese and Smith earned their first career Pro Bowl invitations and center Tom Nalen earned his fourth straight. Additionally, rookie running back Mike Anderson broke numerous franchise records with 1,487 yards and 15 touchdowns to

#### COACHING EXPERIENCE

10th NFL Season (9th with Broncos)

##### Denver Broncos

Offensive Coordinator ..... 2003  
Offensive Coordinator/Quarterbacks ..... 1995-2002

##### San Francisco 49ers

Quarterbacks ..... 1994

##### Texas A&M

Running Backs ..... 1992-93

earn AP Offensive Rookie of the Year honors, along the way posting the best single-game performance by a rookie in NFL history (251 yards rushing) and the fourth-best outing overall in NFL history (now fifth). It was the second straight year a Broncos rookie running back had topped 1,000 yards, following Olandis Gary's 1,159 rushing yards in 1999.

Denver set six offensive franchise records in 1998, establishing new marks for total yards (6,092), rushing yards (2,468), touchdowns (62), rushing touchdowns (32), points (501) and first downs (347), as the Broncos scored 30 or more points in 12 of their 19 games. Davis was the NFL rushing champion, gaining a franchise-record 2,008 yards to become just the fourth NFL player ever to top 2,000. Davis, named the league's Most Valuable Player, was joined by Elway, Tony Jones, Ed McCaffrey, Nalen, Mark Schlereth and Sharpe to give Denver an unprecedented seven offensive players voted into the Pro Bowl, and Elway closed his Hall of Fame career as Most Valuable Player of Super Bowl XXXIII.

Davis won the AFC rushing title (2nd NFL) with 1,750 yards in 1997, and went on to win Super Bowl Most Valuable Player honors en route to an all-time NFL record for rushing attempts and yards in a combined regular and postseason. Elway, Davis, Sharpe and Nalen earned Pro Bowl berths in '97, while the offense set club records for points (472; 1st in NFL), touchdowns (55; 1st in NFL) and yards per rush (4.6), and led the league in total offense for the second straight year. The rushing total of 2,378 yards was the highest since the team record of 2,451 was set in 1978.

The Broncos led the NFL in total offense for the first time in 1996 after figuring third (1st AFC) in '95 with a franchise-record 377.5 yards-per-game average. The '96 club set a new team record for total points (391) and tied the record for highest average gain per rush (4.5) which was set a year prior, in Kubiak's first season. Davis led the AFC in rushing (2nd NFL), broke five team records, was named AFC Offensive Player of the Year and was selected to his first Pro Bowl.

Davis and Elway joined Sharpe and tackle Gary Zimmerman to give Denver four offensive players in the Pro Bowl. The 1996 Broncos offense, under Kubiak's direction, became just the fifth in NFL history—and first in Broncos history—to produce a 3,000-yard passer (Elway-3,328), 1,500-yard rusher (Davis-1,538) and 1,000-yard receiver (Sharpe-1,062) in the same season.

Kubiak wasted no time making an impact in his first season as offensive coordinator, as the 1995 Broncos broke team records for points scored (388), total yards (6,040), passing yards (4,260), first downs passing (205) and highest average gain per play (5.7; tops in the AFC). Individually, wide receiver Anthony Miller topped the 1,000-yard mark (1,079) and set a franchise record for touchdown receptions (14), while Davis topped the 1,000-yard rushing mark (1,117) and finished second in the NFL Rookie of the Year balloting. Overall, three members of the Broncos' offensive unit—Miller, Sharpe and Zimmerman—were chosen to play in the Pro Bowl.

During the 1994 season, Kubiak coached the league's most dominant quarterback, Steve Young, in San Francisco. Young not only led the 49ers to a victory in Super Bowl XXIX, but he also earned Super Bowl MVP honors, as well as the NFL's Most Valuable Player award, besides setting numerous passing records during the campaign. He also became the NFL's all-time passer-rating leader and the first quarterback to lead the league in passing four years in a row.

Prior to his year in San Francisco, Kubiak coached the running backs at his alma mater, Texas A&M, from 1992-93. During his two seasons the Aggies posted a record of 22-3 and played in back-to-back Cotton Bowls. His star pupil at A&M was Greg Hill, a first-round pick by Kansas City in 1994. Hill was second-team All-America as a junior (*The Sporting News*) and first-team All-Southwest Conference, as well as an All-SWC pick as a senior by the *Dallas Morning News*, despite missing four games. He rushed for 2,046 yards and 21 touchdowns in Kubiak's two years at College Station.

Before embarking on his coaching career, Kubiak played nine seasons (1983-91) as a quarterback for the Broncos. During that time he was a member of three Super Bowl teams and appeared in 11 of the 14 playoff games played by the Broncos during his tenure. He played in 119 games for Denver (second all-time among quarterbacks behind John Elway), with five starts over that period (4-1 record). Kubiak completed 173 passes in 298 attempts for 2,020 yards, with 16 interceptions and 14 touchdowns. He also rushed for 238 yards and two touchdowns, and his completion percentage of .581 is the sixth best mark in team history. Kubiak also holds the Broncos' second best single-season mark for interception avoidance (.013; one interception in 75 attempts), set in 1984.

Kubiak's final performance in a Denver uniform was probably his finest moment as a Bronco, when he relieved an injured John Elway in the 1992 AFC Championship Game at Buffalo (1/12/92) and completed 11-of-12 passes for 102 yards and added 22 yards rushing, though the Broncos fell to the Bills 10-7. He entered the game in the fourth quarter and drove the Broncos into Buffalo territory three



times, including an 85-yard touchdown drive that cut Denver's deficit to three points. Kubiak was an eighth-round draft pick of the Broncos in 1983.

As a player at Texas A&M, Kubiak made the Player's All-SWC team in 1982 and earned appearances in the Blue-Gray and Hula Bowl all-star games. In 1982 he led the SWC in attempts (324), completions (181), percentage (55.9), yardage (1,948), touchdowns (19) and total offense (1,885). As a junior he set conference records for touchdown passes in a game (six against Rice) and percentage in a game (19-21 for 90.5% against Arkansas), and ranked second in the SWC in passing (1,908) and total offense (1,986). He has a degree from A&M in physical education.

While at St. Pius High School in his native Houston, Kubiak made all-state, all-district, and All-America and set the state passing record with 6,190 yards. He lettered four years in football, basketball and baseball, and made all-state in all three sports in both his junior and senior years. He was also all-state twice in track.

Kubiak, 42, was recognized for his outstanding accomplishments with induction into the prestigious Texas High School Sports Hall of Fame in March 1999.

Gary (8/15/61) and his wife, Rhonda, reside in Greenwood Village, Colo., with their three sons, Klint, Klay and Klein.



## LARRY COYER

### DEFENSIVE COORDINATOR

Larry Coyer is in his fourth season on the Broncos coaching staff, and his first in the new role of defensive coordinator. Coyer was promoted to the position after Ray Rhodes left the club this past offseason. In his 33rd year of coaching on either the collegiate or professional level, Coyer came to Denver in 2000 from the University of Pittsburgh, where he was defensive coordinator from 1997-99.

Coyer heads up a defense that finished the 2002 season sixth in the NFL in total defense, and second in the AFC. Against the run, Denver ranked fourth in the NFL and the AFC, while limiting its opponents to just 93.1 rushing yards per game.

In addition to his role as defensive coordinator, Coyer will continue to coach Denver's linebackers, a unit that features as much talent and speed as any position on the team. Starters John Mobley, Al Wilson and Ian Gold all return in 2003 after finishing Nos. 1-3 in tackles for the Broncos last year. Wilson made the Pro Bowl for the second straight year in 2002, and Gold was also named to the Pro Bowl as the special teams performer in 2001, while Mobley continues to be one of the steadiest and most effective members of the Broncos defense.

He will also rely on the talents of four-time Pro Bowl defensive end Trevor Pryce to help take Denver's defense to new heights. Joining Pryce on the defensive line will be free-agent defensive tackle Darryl Gardener, who signed with the Broncos after playing one year for the Washington Redskins, and his first six NFL seasons with the Miami Dolphins. The Broncos' defense will also utilize the talented play of 2001 Pro Bowl cornerback Deltha O'Neal and starting safety Kenoy Kennedy.

In Coyer's first year in Denver, 2000, Mobley and fellow linebacker Bill Romanowski finished Nos. 1-2 on the team in tackles (133 and 121), while Wilson ranked fourth (104).

#### COACHING EXPERIENCE

*4th NFL Season (4th with Broncos)*

##### Denver Broncos

Defensive Coordinator .....2003  
Linebackers .....2000-02

##### University of Pittsburgh

Defensive Coordinator .....1997-99

##### Iowa State

Defensive Coordinator .....1995-96

##### New York Jets

Defensive Line .....1994

##### East Carolina

Defensive Coordinator .....1993

##### Ohio State

Defensive Backs .....1991-92

##### University of Houston

Assistant Head Coach/Defensive Backs .....1990

##### UCLA

Linebackers .....1987-89

##### Memphis Showboats (USFL)

Defensive Coordinator .....1986

##### Michigan Panthers (USFL)

Linebackers .....1984-85

##### Iowa State

Defensive Coordinator .....1979-83

##### Oklahoma State

Defensive Coordinator .....1978

##### Iowa

Defensive Coordinator .....1974-77

##### Bowling Green

Defensive Backs .....1968-73

##### Marshall

Defensive Coordinator .....1965-67

While at Pittsburgh, Coyer directed a defensive unit that showed significant improvement each season, culminating in a 1999 showing that included top-five rankings in the Big East Conference in all major defensive statistical categories. Two of his standouts, safety Ramon Walker and defensive lineman Demond Gibson, earned All-Big East honors that season.

In 1998, the Panthers ranked third in the Big East in total defense, and over the course of the 1997-98 seasons, the unit amassed 62 sacks, the highest two-season total at Pittsburgh since 1990-91.


Prior to his stint at Pittsburgh, Coyer was defensive coordinator at Iowa State for two seasons (1995-96). That post was preceded by a one-year assignment as defensive line coach for the New York Jets in 1994.

Coyer's other professional coaching experience came in the United States Football League, as linebackers coach with the Michigan Panthers (1984-85) and defensive coordinator with the Memphis Showboats (1986).

Additionally, Coyer was the defensive coordinator at East Carolina in 1993, where under his guidance the Pirates improved in virtually every defensive category. He also served as defensive backs coach at Ohio State (1991-92), assistant head coach/defensive backs coach at Houston (1990) and linebackers coach at UCLA (1987-89). Prior to his stint in the USFL, Coyer was defensive coordinator at Iowa State (1979-83), Oklahoma State (1978) and Iowa (1974-77) and defensive backs coach at Bowling Green.

A 1964 graduate of Marshall University, Coyer began his coaching career at his alma mater in 1965 as secondary coach, a position he maintained through the 1967 season. An additional coaching stint came at the acclaimed Massillon (Ohio) High School, where NFL Legend Paul Brown coached.

A native of Greenbottom, W.Va., Coyer was born in Huntington. He and his wife, Jan, make their home in Aurora, Colo. Their son, Matt, was a member of an NCAA Champion soccer team at Indiana University. His son, Justin, was an Iowa all-state football player in high school.



## RONNIE BRADFORD

### SPECIAL TEAMS ASSISTANT

Ronnie Bradford begins his first season with the Broncos and first as an NFL coach, in the capacity of special teams assistant. Returning to the city where he started his NFL career, Bradford brings to Denver a wealth of experience after finishing a successful 10-year playing career as an NFL defensive back.

After playing in Denver from 1993 to 1995, Bradford made stops in Arizona (1996) and Atlanta (1997-2001) before finishing his playing career in Minnesota (2002). In that time, Bradford compiled 523 total tackles (387 solo), two sacks, 13 interceptions and 70 passes defended. He played in 133 career games, while starting 99 of those.

Bradford, 32, was originally selected by the Miami Dolphins in the fourth round (105th overall) of the 1993 NFL Draft, but was released during training camp. He was then signed to the Broncos' practice squad, before being elevated to the active roster. That season, Bradford played in 10 games, while starting three, and made his first career interception against Kansas City (12/12). In 1994, Bradford saw action in 12 games with Denver and in four games in 1995.

After one season in Arizona that Bradford started 11 games for the Cardinals, he moved to Atlanta, where he played five seasons. Bradford posted a career-high four interceptions in 1997, while starting 14 games. In 1998, he started 10 of the 14 games he played, and helped lead the Falcons to Super Bowl XXXIII against his former team in Denver. Bradford's highlight of the game came when he intercepted a John Elway pass in the first quarter. Bradford left Atlanta and played his final year with the Minnesota Vikings, where he started 15 games.

A two-year starter and four-year letterman at the University of Colorado, Bradford was a first-team All-Big Eight selection as a senior on Colorado's national championship team. His extra point block was the margin of victory as Colorado edged Notre Dame 10-9 in the Orange Bowl to claim the national title.

Bradford, born Oct. 1, 1970 in Minot, N.D., was named an honorable mention All-American by *USA Today* as a senior at Adams City High School in Commerce City, Colo. He and his wife, Trish, reside in Denver and have three children.

#### COACHING EXPERIENCE

*1st NFL Season (1st with Broncos)*

##### Denver Broncos

Special Teams Assistant .....2003



## JACOB BURNLEY

### DEFENSIVE LINE

#### COACHING EXPERIENCE

10th NFL Season (2nd with Broncos)

##### Denver Broncos

Defensive Line .....2002-03

##### Carolina Panthers

Defensive Line .....1999-2001

##### Cleveland Browns/Baltimore Ravens

Defensive Line .....1994-98

##### University of Tennessee

Defensive Line .....1993

##### UCLA

Defensive Line .....1990-92

##### Wisconsin

Defensive Line .....1989

##### Mississippi State

Inside Linebackers .....1988

##### Tulsa

Defensive Line .....1987

##### New Mexico

Defensive Line .....1983-86

Jacob Burney is in his second season as defensive line coach with the Broncos, following successful stints with Carolina (1999-2001) and the Cleveland Browns/Baltimore Ravens (1994-98). He has coached nine seasons in the NFL and has forged a reputation as a vocal leader for his players, and one who takes a hands-on approach to his teaching.

Burney's defensive line in Denver last season played a major role for a defense that finished the season sixth in total defense in the NFL and fourth against the rush. The line was represented in the Pro Bowl by defensive end Trevor Pryce, who made his fourth consecutive trip after leading the team with nine sacks. In addition, the Broncos were one of the toughest defenses in the league last year against the run, limiting its opponents to just 93.1 rushing yards per game last season.

During Burney's tenure in Carolina, the Panthers showed a knack for creating turnovers, with the defense posting 74 take-aways during the 2000-01 seasons, fourth-most in the NFL, with the Broncos leading that list with 81. In 2001, Burney coaxed a breakout season from third-year defensive end Mike Rucker, who posted a career-high and team-leading nine sacks. Under Burney's tutelage, Rucker developed into a full-time starter and set a record for sacks by a Panthers defensive lineman.

Prior to his tenure in Carolina, Burney spent five seasons with the Cleveland Browns/Baltimore Ravens franchise. He was hired by the Browns in 1994, and oversaw a defensive line that contributed mightily to a defensive unit that allowed only 204 points, nine rushing touchdowns and 3.6 yards per carry that season.

With Baltimore in 1998 Burney helped develop defensive lineman Michael McCrary into a Pro Bowl starter and contributed to a Ravens defensive unit that ranked sixth in the NFL against the run.

Burney, 44, enjoyed a successful 11-year coaching career on the collegiate level before entering the NFL coaching ranks in 1994. It began at New Mexico (1983-86), and continued with stints at Tulsa (1987), Mississippi State (1988), Wisconsin (1989), UCLA (1990-92) and Tennessee (1993). Each of those appointments was as defensive line coach, with the exception of the Mississippi State job, in which he coached the inside linebackers.

A standout player himself, Burney was a four-year starter on the defensive line at Tennessee-Chattanooga, where he helped the Moccasins to four Southern Conference championships and a four-year record of 33-9-2. He earned All-Southern Conference honors in each of his final three seasons and earned a bachelor's degree in physical education in 1981. Burney had tryouts with the Detroit Lions in 1981 and '82.

Burney, a native of Chattanooga, Tenn., (1/24/59) was a three-sport star at Tyner High School, earning all-state honors in football, wrestling and track and field. He and his wife, Madrinna Paton, have two sons, Jacob and Benjamin. The family makes its home in Centennial, Colo.



## FRANK BUSH

### SPECIAL TEAMS

#### COACHING EXPERIENCE

12th NFL Season (9th with Broncos)

##### Denver Broncos

Special Teams .....2001-03

Nickle Package/Secondary .....2000

Linebackers .....1995-99

##### Houston Oilers

Linebackers .....1992-94

Frank Bush enters his ninth year with the Broncos and his third as special teams coach. Bush moved into that role in 2000 after one year as the club's nickel package/secondary coach, which followed five years as linebackers coach. In that role he was highly successful in molding a unit that played an integral role in Denver's back-to-back World Championships in 1997 and '98.

In 2002, Bush's special teams continued to thrive, with the Broncos ranking third in the AFC in kickoff coverage and fourth in the AFC in kickoff return average. Denver held its opponents' average starting drive to its own 27.8-yard line, while posting a 23.5 kickoff return average of its own. Individually, Jason Elam finished second in the AFC in scoring among kickers with 120 points, hitting 26 of 36 field goals and converting 42 of 43 extra points. His 86 percent accuracy on field goals was the best in Broncos history. In addition, running back Reuben Droughns ranked third in the AFC with a 25.8 kickoff return average (20 for 516 yards) on the season.

In both 1998 and '99 Bush's linebacking corps produced the team's top three tacklers, and the top two in '97. The 1999 accomplishment was even more remarkable, and showed the club's depth at the position, considering that 1997-98 tackle leader John Mobley missed nearly the entire season because of a knee injury.

In 1999 Glenn Cadrez (97), Bill Romanowski (94) and rookie Al Wilson (88) paced the team, combining to contribute nearly one-third of the Broncos' total tackles. Wilson was elevated into the starting lineup in the wake of Mobley's injury, and proceeded to show the kind of promise that was expected when he was made the team's No. 1 draft choice.

In 1998 Mobley (132), Cadrez (105) and Romanowski (95) paced the club, as Romanowski was voted to his second Pro Bowl in three years at strongside linebacker, and Denver ranked No. 3 in the NFL against the rush. Bush also successfully implemented Cadrez into the starting position at middle linebacker in 1998, while continuing to mold Mobley into one of the game's brightest young defensive stars at the weakside position.

Bush's troops produced the team's No. 1 and No. 2 tacklers in 1997—Mobley (162) and Romanowski (117)—as Denver won its first-ever Super Bowl. Mobley was named first-team All-Pro by the Associated Press, leading a defensive unit that raised its level of play over the latter part of the season and was crucial to the club's title run.

The linebacking corps was much improved in 1996, following the addition of Romanowski through free agency and Mobley through the draft. They joined Allen Aldridge to form an outstanding starting group that played a major role in the Broncos' improvement to the No. 4 defensive ranking in the NFL, including a No. 1 ranking against the rush. Romanowski's impact was immediate as he earned his first Pro Bowl invitation in nine NFL seasons.

In his first year in Denver, 1995, Bush's linebackers were part of a defensive unit that improved its league ranking by 13 places to figure 15th overall in the NFL.


Bush joined the Broncos staff in 1995 after spending the previous 10 years with the Houston Oilers as a player, scout and assistant coach. He began his coaching career in 1992, when he coached the Oilers linebackers. Under Bush's tutelage, several members of the linebacking corps earned postseason honors as Houston boasted one of the most aggressive defenses in the NFL.

Before his coaching tenure with Houston, Bush was a college scout for the Oilers from 1987-92. During that period Bush was the primary college scout in the Western states, helping to bring in some of the players who made the Oilers a very successful team during his tenure.

Bush, 40, was considered one of the most talented young players during his two years in the NFL until a spinal injury prematurely ended his career. In 1985, he played in all 16 games with 11 starts and contributed 114 tackles and four sacks (including two of John Elway). For his efforts, he was selected to UPI's first-team All-NFL rookie squad.

Bush was a fifth-round draft choice of the Oilers in 1985 out of North Carolina State. As a three-year starter for the Wolfpack he recorded 247 tackles, 15 sacks and four interceptions. He majored in communications while at N.C. State.

A native of Athens, Ga., Bush was born Jan. 10, 1963. He and his wife, Stephanie, reside in Centennial, Colo.



## TROY CALHOUN

### DEFENSIVE ASSISTANT

Troy Calhoun comes to the Broncos as defensive assistant after serving as offensive coordinator and quarterbacks coach at Wake Forest University (2001-02). In 2001 and 2002 Wake Forest finished with back-to-back winning seasons for only the

third time since they joined the ACC in 1953.

The 2002 team led the ACC in total offense (408.1 yards/game) for the only time since the ACC expanded to nine teams in 1992, and also led the ACC in plays (990), fewest turnovers (16) and turnover margin (+18). In addition, that team set numerous school records to include total offense, yards (5305), points (356) and first downs (274). Of the 28 bowl teams following the 2002 season, Wake Forest was one of only two offenses with more than 240 yards in both rushing and passing as they amassed 497 yards in their 38-17 victory over Oregon.

The 2001 Wake Forest team was one of only seven teams in the nation to score more than 30 points in each of the final four games of the season. This included a 34-30 victory over Virginia, the school's first win in this series in 18 years, and a 33-31 win at North Carolina in which Wake Forest overcame a 24-0 halftime deficit.

Calhoun was at Ohio University from 1995-2000, where he helped turn the nation's worst program into a consistent winner. In the 10 seasons from 1985-1994, Ohio won only 17 games to include a 0-11 mark in 1994. As the quarterbacks coach in 1995-96 Calhoun oversaw the development of Kareem Wilson, who was the 1996 Mid-American Conference Player of the Year. Calhoun was promoted to offensive coordinator following the 1996 season, and in his first season at the helm, the team finished with an 8-3 record which was the school's best season in 29 years and the first winning season since 1982.

The 1997 team defeated Maryland to register the school's first ever win over an ACC opponent in nine attempts. In 2000, Ohio defeated two bowl teams (Minnesota and Marshall) for the first time in school history and recorded the program's fifth straight season with a winning record in the Mid-American Conference. They averaged 31 points/game and set numerous school records including total offense (418.1), passing efficiency (125.3) and first downs (246).

Calhoun was a graduate assistant at his alma mater, the United States Air Force Academy, from 1989-1990 and later returned to the Academy to coach for 1993-94.

The starting quarterback for the 1986 Falcons, Calhoun was one of only two freshmen on the 1985 Academy team that finished 12-1 and ranked fifth in the country. He graduated from the Academy with a bachelor's degree and finished as a member of both the Dean's and Commandant's Lists for Academic and Military excellence. He also holds a master's degree in Business Administration from Oklahoma City University in 1992. He served from 1989-1995 as an Active Duty Officer in the United States Air Force.

Calhoun, 36, and his wife, Amanda, have one child, Tyler (1), and reside in Englewood.

### COACHING EXPERIENCE

*1st NFL Season (1st with Broncos)*

#### Denver Broncos

Defensive Assistant .....2003

#### Wake Forest

Offensive Coordinator/Quarterbacks .....2001-02

#### Ohio University

Offensive Coordinator .....1996-2000

Quarterbacks .....1994-95

#### Air Force

JV Offensive Coordinator .....1993

Graduate Assistant .....1989

## RICK DENNISON

### OFFENSIVE LINE



Rick Dennison is in his ninth year on the Broncos coaching staff and his third as offensive line coach. He took over that role in 2001 after spending the previous four seasons coaching the club's special teams (1997-2000) and two years as an offensive assistant (1995-96).

Dennison oversees a unit that has annually been regarded as the best in the business, previously under Alex Gibbs, and now under his tutelage. Anchoring the line is perennial Pro Bowl center Tom Nalen, who is joined by returning starters Dan Neil, Matt Lepsis, Ephraim Salaam and Ben Hamilton to form the nucleus of a group that looks to continue the legacy of the Broncos offensive line.

Last season, Dennison's line opened holes for running back Clinton Portis, who after rushing for 1,508 yards and 15 touchdowns, was named the NFL's Offensive Rookie of the Year. Denver's offense in 2002 finished the season ranked second in the AFC in total offense and third in rushing.

In his previous role, the play of Dennison's special teams units was instrumental in the Broncos success, highlighted by Denver's back-to-back World Championships in 1997 and '98. Dennison's coverage units held opponents to a tie for the deepest average drive start in the AFC in 2000 (26.1-yard line). One of Dennison's most outstanding performers, Detron Smith, was recognized in 1999 for his excellence in an often under-appreciated realm, being voted to the Pro Bowl as the special teams performer. It marked the third time in Dennison's tenure with the Broncos that he had seen one of his pupils earn a Pro Bowl invitation.

Kicker Jason Elam enjoyed the finest season of his six-year NFL career in 1998, earning his second Pro Bowl selection by setting a franchise record for PATs in a season (58 for 58) and converting 85% (23 of 27) of his field goal attempts. Elam also tied Tom Dempsey's 28-year old NFL record for longest field goal, with a 63-yarder vs. Jacksonville, Oct. 25, 1998. His career numbers continued to escalate as well, with Elam becoming the all-time leading scorer in franchise history during the 1999 season, while also establishing franchise dominance in field goals, field-goal attempts and PATs. He finished the 2000 season having converted an NFL-record 313 consecutive PATs, dating back to his rookie season.

Punter Tom Rouen consistently performed at or near the top of the league rankings under Dennison's tutelage, posting a gross punting average of more than 46 yards-per-punt for the second year in a row in 1999 to lead the NFL. His career-best 46.9-yard average in 1998 ranked second, while Dennison's kick-return unit ranked sixth in the NFL, staking the Broncos to an average drive start of their opponents' 28-yard line.

Under Dennison's guidance in 1997 the Broncos' special teams played an integral role in leading the franchise to its first World Championship. Darrien Gordon tied for the NFL lead with three touchdowns on punt returns and ranked second in the NFL in punt return average (13.6), while Elam ranked second in the AFC (4th NFL) in scoring (124) and Rouen ranked fourth in the AFC (5th NFL) in net punting average.

As a unit, Denver's kickoff and kick coverage teams ranked among the league leaders, as the Broncos recorded an average drive start of 28.6 (2nd AFC/4th NFL), while forcing their opponents to an average drive start of 24.4 (4th AFC/9th NFL). Denver also led the NFL in punt return average (13.5).

A former standout linebacker for the Broncos, Dennison joined the coaching staff in 1995 after spending the previous three years coaching at Suffield Academy in Connecticut. He served for two years in Denver as an offensive assistant, providing quality control work and assistance of all types to the offensive coaching staff before being promoted to special teams coach Feb. 12, 1997.

In Dennison's two years on the offensive staff the Broncos' offense posted the most prolific two-year total offense numbers in franchise history at that time, including a No. 1 NFL ranking in total offense for 1996, and a bevy of franchise offensive records set in both seasons.

Dennison, 45, played inside linebacker for the Broncos from 1982-90, appearing in 128 games, including 52 starts and three Super Bowls. In 1989, he received the Ed Block Memorial Award for Courage. Dennison ranked second on the team in tackles in 1988 with 133 and led the team with three fumble recoveries.

### COACHING EXPERIENCE

*9th NFL Season (9th with Broncos)*

#### Denver Broncos

Offensive Line .....2001-03

Special Teams .....1997-00

Offensive Assistant .....1995-96



Perhaps the best performance of his career came in a 1987 playoff game against Houston when he registered eight tackles and a quarterback pressure. He also had an excellent season in 1984 when he had 164 stops and a career-high three sacks in his first full season as a starter. Dennison was a free agent acquisition by the Broncos in 1982.

Dennison joined the Broncos in 1982 after a fine college career at Colorado State where he was a second-team Academic All-American as a senior and earned three varsity letters. In 1979, Dennison received his bachelor's degree in civil engineering from CSU, followed by a master's degree in the same field from CSU in 1982.

Dennison, born in Kalispell, Mont., on June 22, 1958, attended Rocky Mountain High School in Fort Collins where he lettered in football, basketball and baseball. His father, George, is in his 14th year as president of the University of Montana.

Rick, his wife, Shannon, and sons Joseph and Steven, reside in Centennial, Colo.



## ALEX GIBBS

ASST. HEAD COACH/OFFENSIVE LINE

Alex Gibbs is in the ninth year of his second tour of duty with the Broncos, and is celebrating his 40th year overall in coaching. In 2001, he stepped back from his full-time duties, as Rick Dennison was promoted to offensive line coach, allowing Gibbs to contribute primarily in the role of a consultant to the offensive coaching staff, an arrangement that will continue again this season.

Gibbs returned to Denver in 1995 to assume the role of assistant head coach/offensive line coach under Mike Shanahan, and further enhanced his reputation as an elite coach in the National Football League. Gibbs, who coached in Denver from 1984-87, has coached for every franchise in the current AFC West, spending time with the Raiders (1988-89), Chargers (1990-91) and Chiefs (1993-94) in addition to his two tenures in Denver.

His offensive line unit played an integral role in Denver's success in the late 1990s, highlighted by back-to-back World Championships in '97 and '98. Gibbs' troops paved the way for a punishing ground game while providing superior pass protection. The Broncos did not allow more than 35 sacks in a season from Gibbs' return in 1995 through 2000, and posted two of top six marks in club history during that period: 25 sacks allowed in 1998 and 26 in '95.

In seven playoff games over the two championship seasons, Denver averaged an astounding 185 rushing yards per game, while allowing an average of just 1.4 sacks. The Broncos ranked No. 1 in the NFL in rushing in 1996, No. 5 in '97 and No. 3 in '98 and 2000, while the offense overall led the NFL in 1996 and '97, and ranked third in '98 and second in 2000.

In 2000, center Tom Nalen earned his fourth straight Pro Bowl invitation under Gibbs' guidance, as he continued to establish himself as one of the elite centers in the National Football League. Nalen's play—as well as that of his offensive linemates—was crucial to an offensive output that included franchise records for total yards (6,554), passing yards (4,243) and first downs (383). The 1999 season was highlighted by Nalen's third straight Pro Bowl selection—his first as a starter—during a year of transition following the retirement of future Hall of Famer John Elway.

### COACHING EXPERIENCE

20th NFL Season (13th with Broncos)

#### Denver Broncos

Asst. Head Coach/Offensive Line ..... 1995-2003  
Offensive Line ..... 1984-87

#### Kansas City Chiefs

Offensive Line ..... 1993-94

#### Indianapolis Colts

Offensive Line ..... 1992

#### San Diego Chargers

Offensive Line ..... 1990-91

#### Los Angeles Raiders

Offensive Line ..... 1988-89

#### Georgia

Offensive Line ..... 1982-83

#### Auburn

Offensive Coordinator ..... 1979-1981

#### Ohio State

Offensive Coordinator/Offensive Line ..... 1975-78

#### West Virginia

Defensive Backs ..... 1973-74

#### Kentucky

Defensive Backs ..... 1971-72

#### Duke

Defensive Backs ..... 1969-70

The Denver offense set six franchise records in 1998, and that all began up front where Gibbs' unit served as the catalyst for such tremendous output. Those records included total offense (6,092), first downs (347), points scored (501), rushing yards (2,468), rushing touchdowns (32) and total touchdowns (62). In addition, the 1998 unit allowed just 25 sacks, the lowest total in franchise history for a 16-game season. Individually, Nalen, tackle Tony Jones and guard Mark Schlereth were each named to the Pro Bowl, due in large part to the performance they turned in blocking for NFL Most Valuable Player Terrell Davis, who gained over 2,000 yards to win the rushing title. It was Davis' fourth straight 1,000-yard season, and he earned his third consecutive Pro Bowl nod in the process.

Gibbs' line gained broad recognition for its contribution to Denver's first title run in 1997, clearing the way for an astonishing rushing average of 187 yards-per-game in the playoffs. In Super Bowl XXXII vs. Green Bay, the line bullied the Packers for 179 rushing yards—100 of which came in the second half when the Broncos controlled the clock and the line of scrimmage en route to the historic win. In all, Denver running backs recorded a total of 15 100-yard games over the course of the 20-game regular season and postseason slate, including Davis' 157-yard, MVP effort in the Super Bowl.

The 1997 team also led the NFL in scoring (472) and touchdowns (55), setting franchise records in each category. The offensive line received a rare group award following Denver's '97 Wild Card win over Jacksonville, as the entire unit was named NFL Offensive Player of the Week, marking just the second time in NFL history such an award has been bestowed to an offensive line.

While the strength of the offensive line has been its ability to function as a unit, Gibbs' linemen were singled out with Pro Bowl invitations in each of the six seasons following his return to Denver. In addition to Nalen's fourth straight selection in 2000, Jones and Schlereth were selected in '98 and left tackle Gary Zimmerman was voted to the Pro Bowl in 1995 and '96.

It was Gibbs' ability to mold that unit into the league's best that allowed the Broncos' offense to put up the most prolific six-year totals in franchise history over the 1995-2000 seasons. He had worked the same magic in Kansas City, dropping the Chiefs' sack total from 48 in 1992 to 19 in '94. Under his guidance, tackle John Alt and guard Will Shields earned Pro Bowl and consensus all-rookie honors, respectively, in 1993, as the Chiefs advanced to the AFC Championship Game.

In the first two years after his return Denver (1995-96), Gibbs succeeded at the very task that had formed the basis for his glowing reputation in the NFL: protecting the quarterback. Gibbs' offensive line allowed just 57 sacks over those two seasons—a dramatic reduction from the total of 55 allowed in 1994 alone, prior to Gibbs' return. The 57 sacks (26 in '95 / 31 in '96) were the sixth fewest in the NFL over that two-year period (third in the AFC) and the lowest two-year total in franchise history.

In 1992, Gibbs was the offensive line coach for the Indianapolis Colts, whose sack total dropped by 13 in the one season he was there. Prior to that, he spent the 1990-91 seasons in San Diego, where he helped put together a line that propelled the Chargers to the second-best rushing offense in the league in 1991 with an average output of 140.5 yards per game.


Gibbs spent the 1988-89 seasons with the Los Angeles Raiders, where he coached with current Broncos head coach, and then-Raiders head coach Mike Shanahan. While at Los Angeles, he helped to groom the talents of guard Steve Wisniewski, who was a Pro Bowl selection eight times in his career.

Gibbs had first become an NFL assistant in 1984 with the Broncos, serving as the club's offensive line coach for four seasons. He was part of a staff that saw Denver earn trips to two straight Super Bowls (XXI and XXII). Under Gibbs' guidance, guard Keith Bishop earned All-Pro and Pro Bowl honors in 1986 and '87.

Gibbs coached at the collegiate level for 13 seasons before entering the pro ranks. He worked at Duke (1969-70) and Kentucky (1971-72) before moving to West Virginia (1973-74), where he worked under head coach Bobby Bowden. He then became the offensive coordinator/line coach at Ohio State (1975-78) where his line troops opened up the holes that enabled Archie Griffin to claim back-to-back Heisman Trophy awards. In 1979, Gibbs became offensive coordinator at Auburn, a position he held for three seasons. He then coached the offensive line at Georgia from 1982-83. Gibbs also spent three years at Mount Airy (N.C.) High School where he won a pair of state championships.

Gibbs, 62, is a native of Morganton, N.C., where he was a running back and defensive back at Davidson College. He studied pre-law and then earned his master's degree from the University of North Carolina at Chapel Hill in European history, and later received his doctorate in education from Auburn.

Gibbs (2/22/41) and his wife Trina reside in Arizona. He has five children, including son, David, who joined the Broncos coaching staff in 2001 and is now the team's secondary coach. He has three other sons, Chuck, Mark, Steve, and a daughter, Sandy.


**DAVID GIBBS**

## DEFENSIVE BACKS

David Gibbs is in his third season with the Broncos, and second as defensive backs coach. He joined the staff in 2001 to coach the safeties. He came to Denver after four seasons as defensive coordinator/secondary coach at the University of Minnesota.

In his first two seasons of NFL coaching Gibbs has established himself as a young coach with a bright future. Second-year starter Kenoy Kennedy finished the 2002 season fourth on the team in tackles, and cornerback Deltha O'Neal led the team in interceptions, while finishing sixth on the team in tackles.

Gibbs brought 10 years of coaching experience at the college level to his new position, but was no stranger to the Broncos organization and the Denver area, having spent a great deal of time with the club during his father, Alex's, 10-year Broncos coaching tenure and having played and coached at the University of Colorado in nearby Boulder.

Gibbs was the youngest defensive coordinator in Division I-A when hired by Minnesota in 1997, and directed a dramatic defensive turnaround in his four seasons with the Golden Gophers from a unit that ranked last in the Big Ten in every major statistical category before his arrival. His defense reached its peak in 1999 when Minnesota finished fourth in the conference and 22nd in the nation in total defense by allowing just 319.9 yards per game, the best performance by a Gopher team since 1985. They led the Big Ten in pass defense and ranked second in pass defense efficiency and scoring defense, the latter two figures ranking eighth nationally.

Gibbs' star pupil, safety Tyrone Carter, was a two-time All-American and won the Jim Thorpe Award under his tutelage, and parlayed his collegiate success into a starting position as a rookie with the Minnesota Vikings. Carter was the Golden Gophers' first back-to-back All-American since 1961-62, and overall Gibbs' defense produced an All-American three consecutive seasons for the first time at the school since 1961-63.

In 1998 Minnesota's rushing defense ranked fourth in the Big Ten and 13th in the nation, at 103.7 yards per game, the school's best figure since 1962. In addition, during Gibbs' tenure, the Minnesota defense posted the top three single-season sack figures in the school's rich football history, posting a record 44 in 1999, followed by its 41 in 1997 and 38 in 1998.

Gibbs, 35, came to Minnesota from Kansas where he was defensive secondary coach in 1995-96, following graduate assistant stints at Colorado (1993-94) and Oklahoma (1991-92). A 1990 graduate of Colorado with a bachelor's degree in marketing, Gibbs was a four-year letterwinner at defensive back for the Buffaloes. He started every game in 1989 when CU fashioned an impressive 11-1 overall record en route to an Orange Bowl bid and a No. 4 ranking in the final national poll. He collected Academic All-Big Eight honors as a senior in 1990 when he helped lead the Buffs to an 11-1-1 overall record and the co-National Championship following a 10-9 win over Notre Dame in the Orange Bowl. During his collegiate career, Colorado registered a combined record of 37-10-1 and played in four bowl games.

A native of Mount Airy, N.C., Gibbs is a graduate of Auburn (Ala.) High School. He was born Jan. 10, 1968. David and his wife, Debbie, make their home in Castle Pines, Colo.

### COACHING EXPERIENCE

3rd NFL Season (3rd with Broncos)

#### Denver Broncos

Defensive Backs .....	2003
Secondary .....	2002
Safeties .....	2001

#### University of Minnesota

Defensive Coordinator/Secondary .....	1997-2000
---------------------------------------	-----------

#### Kansas

Secondary .....	1995-96
-----------------	---------

#### Colorado

Graduate Assistant .....	1993-94
--------------------------	---------

#### Oklahoma

Graduate Assistant .....	1991-92
--------------------------	---------

## PAT McPHERSON

### QUARTERBACKS



Pat McPherson begins his first year as quarterbacks coach for the Broncos, and his sixth year overall on the Broncos' coaching staff. He spent the past four years as offensive assistant, and spent his first season, 1998, as a defensive assistant before moving to the offensive side of the ball.

In 2002, he helped guide Denver's offense to an NFL ranking of third and second in the AFC. The season was highlighted by the outstanding play of rookie running back Clinton Portis, who was a big key to that success. Denver's second-round draft pick out of Miami was the league's fourth leading rusher after compiling 1,508 yards and 15 touchdowns, while earning NFL Offensive Rookie of the Year honors. Wide receiver Rod Smith was another reason the Broncos found success, with the ninth-year veteran again leading the team with 89 receptions for 1,027 yards—his sixth straight 1,000-yard season, which is a franchise record.

Prior to that, McPherson, in 2001, worked with an offense that set club records for total offense (6,554), passing yards (4,243) and first downs (383), and scored 30 or more points in 10 of 16 games.

In his first year working with the offense in 1999, McPherson was involved in the production of a unit that featured a 3,000-yard passer (Brian Griese), two 1,000-yard receivers (Ed McCaffrey, Rod Smith) and a 1,000-yard rusher (Olandis Gary).

Working with the defensive staff in 1998, McPherson played a role in tutoring a defense that ranked third in the NFL against the run, and 11th in the overall defensive rankings.

McPherson was hired by the club April 7, 1998 following a four-year coaching stint at his high school alma mater, Bellarmine College Prep in San Jose, Calif. In addition to coordinating the defense and coaching the inside linebackers, McPherson's duties also included teaching English, algebra and physical fitness. During his tenure at Bellarmine, the football team compiled a record of 35-11, won three consecutive league titles and made one section championship appearance as well as two semifinal appearances. He also gained valuable coaching experience volunteering with the San Francisco 49ers in 1996, in a defensive quality control capacity.

McPherson holds a bachelor's degree in English and an M.B.A. from Santa Clara, where he captained the football team and was voted Most Inspirational Player as an inside linebacker during his senior season of 1992. He began his collegiate career at UCLA in 1987, where he received the Charles Pike Award, which recognizes the school's outstanding freshman football player. McPherson signed with the 49ers as a rookie free agent in 1993 and participated in three preseason games, including one versus the Broncos at Mile High Stadium.

A native of San Jose, Calif., McPherson was an all-state and All-America inside linebacker at Bellarmine College Prep, where he earned Scholar-Athlete of the Year honors as a senior. He was voted captain of the North team in California's North-South Shrine Game played at the Rose Bowl.

McPherson, 34, worked with the National Multiple Sclerosis Society in Santa Clara, Calif., in 1994, organizing and implementing the chapter's largest fund-raising event, the 1994 MS Walk. His father, Bill McPherson, coached in the NFL for 21 years and is currently in his fourth year as director of pro personnel for the San Francisco 49ers.


Pat was born April 15, 1969 in Santa Clara, Calif. He and his wife, Shannon, reside in Littleton, Colo.

### COACHING EXPERIENCE

6th NFL Season (6th with Broncos)

#### Denver Broncos

Quarterbacks .....	2003
Offensive Assistant .....	1999-2002
Defensive Assistant .....	1998



## KEITH MILLARD

**ASST. DEF. LINE/PASS RUSH SPECIALIST**

Keith Millard is in his second season on the Broncos' coaching staff, with both years as assistant defensive line coach/pass rush specialist. He is in charge of creating and implementing all pass rush techniques used in the Broncos' defensive scheme.

Last season, he and defensive line coach Jacob Burney helped build a line that was a major force for a defense that finished the season sixth in total defense in the NFL and fourth against the rush. The line was represented in the Pro Bowl by defensive end Trevor Pryce, who made his fourth consecutive trip after leading the team with nine sacks. In addition, the Broncos were one of the toughest defenses in the league last year against the run, limiting their opponents to just 93.1 rushing yards per game last season.

Millard's current position is his first in the National Football League, but he brings a great deal of knowledge and first-hand experience. Following an outstanding playing career that saw him earn three All-Pro nods and two Pro Bowl invitations as a defensive lineman from 1985-93, Millard embarked on a coaching career in which he has distinguished himself and rapidly climbed the ranks.

Prior to coming to Denver, Millard served as defensive line coach of the San Francisco Demons of the XFL in 2001, following a stint as defensive coordinator for the Los Angeles Dragons of the Spring Football League, a professional league that operated briefly in the spring of 2000. He began his coaching career in 1996 as defensive line coach at Fort Lewis College in Durango, Colo., and then served as defensive coordinator/linebackers coach at Menlo College in Atherton, Calif. from 1997-2000. Millard's other coaching experience includes serving as defensive line coach for the West team in the 2002 East-West Shrine All-Star Game.

Millard, 41, set the foundation for his second career in football with an outstanding playing career that began as a first-round draft choice (13th overall) of the Minnesota Vikings in 1984. He was also drafted by the Arizona Wranglers of the United States Football League in '84 (fifth overall), and after being traded played one season with the Jacksonville Bulls in 1985. Millard ranked second in the league in sacks (12) behind Reggie White (12.5) and was voted to the All-USFL team. That effort was also good enough to land him on the All-Time USFL second team. He joined the Vikings in 1985 as a rookie and burst onto the scene by leading the team with 11 sacks as a defensive end, and followed with 10.5 in 1986. Millard moved to defensive tackle, and in 1989 set what remains an NFL record for sacks by an interior lineman, registering 18, en route to his second straight Pro Bowl invitation and third straight All-Pro honor. He also earned his second consecutive NFL Defensive Lineman of the Year award in 1989 and was named NFL Defensive Player of the Year.

Millard's career with the Vikings continued through 1991, followed by stints with Seattle (1992), Green Bay (1992) and Philadelphia (1993). He played in 93 career games and posted 58 sacks, two interceptions and one touchdown on a fumble return.

At Washington State University Millard was voted first-team All-Pac-10 as a senior and won the Morris Trophy as the Pac-10's top defensive lineman. He played tight end as a freshman and was moved to defensive tackle as a sophomore, cracking the starting lineup for the first time as a junior.

A native of Pleasanton, Calif. (3/18/62), Millard was a tight end and linebacker at Foothill High School. Keith and his wife, Paula, make their home in Parker, Colo., with sons Dustin (15), Johnny (12), Jack (7) and Keith, Jr. (4), and daughter Mandy (8).

### COACHING EXPERIENCE

*2nd NFL Season (2nd with Broncos)*

#### Denver Broncos

Asst. Def. Line/Pass Rush Specialist .....2002-03

#### San Francisco Demons (XFL)

Defensive Line .....2001

#### Los Angeles Dragons (SFL)

Defensive Coordinator .....2000

#### Menlo College

Defensive Coordinator/Linebackers .....1997-2000

#### Fort Lewis College

Defensive Line .....1996



## BRIAN PARIANI

**TIGHT ENDS**

### COACHING EXPERIENCE

*14th NFL Season (9th with Broncos)*

#### Denver Broncos

Tight Ends .....1995-2003

#### San Francisco 49ers

Offensive Coaches Assistant .....1991-94

#### UCLA

Graduate Assistant .....1989

Brian Pariani is in his ninth year coaching the Broncos' tight ends, a group that has played an integral role in the club's offensive success in recent seasons, highlighted by back-to-back World Championships. Pariani came to the Broncos in 1995 after spending the previous five seasons (1990-94) with the San Francisco 49ers, coaching alongside Broncos head coach Mike Shanahan and offensive coordinator Gary Kubiak.

With Denver's win in Super Bowl XXXII, Pariani joined a list of just 15 NFL coaches who have won World Championships with two different organizations, and one of just nine to win a title with a team from each conference. The Broncos' triumph in Super Bowl XXXIII made Pariani a three-time Super Bowl winner.

Overall, Pariani's tight ends have caught more passes (710) for more yards (8,183) over the last eight seasons than any other group of tight ends in the NFL. That productivity has helped propel the Broncos' offense to the most prolific eight-year totals in franchise history, highlighted by a No. 1 NFL total offense ranking in 1996 and '97. The 1998 team set franchise records for touchdowns (62), points (501), total offense (6,092) and first downs (347), while the 2000 club erased the total offense mark (6,554), average yards per play (5.88) and set new standards for passing yards (4,243) and first downs (383). Additionally, Pariani's tight ends have helped clear holes for a Broncos running game that has ranked in the NFL's top five in six of his eight seasons with the club, including a No. 1 ranking in 1996.

The return of future Hall of Famer Shannon Sharpe in 2002 to Pariani's stable of talent made the Broncos' tight ends one of the deepest and most talented positions on the team. Sharpe finished fourth in the NFL among tight ends in both receptions and receiving yards with 61 and 686 respectively. His season was highlighted against Kansas City (10/20) when Sharpe set a franchise record—and an NFL record for a tight end—with 214 receiving yards on 12 catches, including two touchdowns. Adding to the tight end arsenal was Dwayne Carswell, who hauled in 21 passes for 189 yards.

The contribution of Denver's tight ends continued to be crucial in 2001 as Pariani's unit accounted for 100 receptions (32% of the club's total), second most in his seven-year Broncos tenure. Desmond Clark had a breakout year with a career-high 51 receptions to rank second on the team, while Carswell hauled in 34 and made his first Pro Bowl.

In 2000 Carswell caught a career-high 49 passes to rank third on the team, while Clark ranked fourth with 27, as the tight end position continued to be vital to the Broncos' high-powered offense.

The Broncos' tight end group ranked among the best in the league in 1999 with 85 receptions for 977 yards and four touchdowns. Those figures are especially significant considering perennial Pro Bowler Sharpe played in only five games due to injury, and caught just 23 of those 85 passes.

In 1998 Sharpe led all NFL tight ends in receiving yards (768), while ranking third among his peers in receptions (64) and tying for the AFC lead in receiving touchdowns (10). He was a unanimous All-NFL selection for the seventh straight year, and became the first tight end in league history to post seven straight 50-catch seasons. The Broncos' depth at tight end was never more evident than in their Super Bowl XXXIII win over Atlanta, when Sharpe left the game in the first quarter with a knee injury. Carswell and Byron Chamberlain performed admirably, with Chamberlain catching three passes for 29 yards and recovering two Atlanta on-side kicks.

In 1997 Sharpe led the club in receptions (72) for the sixth straight year, and led all NFL tight ends in receptions and receiving yards (1,107) for the second straight year. Sharpe's 1,107 yards represented a career high, and marked his third 1,000-yard season, tying him with Todd Christensen and Kellen Winslow for most 1,000-yard seasons by a tight end in NFL history.

In 1996 Sharpe led all NFL tight ends with career highs for receiving yards (1,062) and touchdowns (10), while posting his second most receptions (80), en route to All-NFL honors. His 1995 numbers (63 catches) led the team and earned Sharpe his fourth straight Pro Bowl, first under Pariani's tutelage.



Pariani, 38, started his NFL career in 1990 as a scouting assistant with the 49ers. He then became the team's offensive coaches' assistant for the next four seasons, working directly with the offensive coaches and quarterbacks, assisting with daily practices and game plans. The 49ers' offense led the league in total yards in 1992 and '93, and scored a team-record 505 points and 62 touchdowns in '94 en route to a Super Bowl title.

After earning his political science degree from UCLA in 1989, Pariani served as a graduate assistant with the Bruins, helping head coach Terry Donahue's offense during the 1989 season.

Pariani attended Marin (Calif.) Catholic High School where he played football, baseball and basketball. He is a native of San Francisco, Calif. (7/2/65). He, his wife, Stephanie, and daughters Jessica and Gianna, reside in Castle Pines, Colo.



## GREG SAPORTA

ASST. STRENGTH & CONDITIONING

Greg Saporta is in his ninth season as assistant strength and conditioning coach for the Broncos. He assists head strength coach Rich Tuten in coordinating the year-round strength and conditioning program for the team.

Saporta came to the Broncos in 1995 from the University of Florida where he spent two separate stints as an assistant strength coach under Tuten. He originally began as a student assistant at Florida in 1981, and became assistant strength coach in 1985. Saporta held that position until 1988, when he went to the University of North Carolina to assume the same position from 1988-92, once again working with Tuten, who had been named Strength Director.

Saporta returned to Florida in 1992 to resume his position as assistant strength coach, which he held until April 1995 when he joined the Broncos' staff. During his initial stay in Gainesville, Saporta served on the same staff as Broncos head coach Mike Shanahan, who was the Gators' offensive coordinator at the time.

Saporta, originally from Manhattan, N.Y., received his bachelor's degree in physical education with a concentration in exercise physiology from Florida in 1985. He previously had attended Buffalo State University in New York, where he lettered for two years in football and rugby, as well as participating in track.

Saporta was born Feb. 18, 1957, and he and his wife, Nancy, reside in Lone Tree, Colo.



## CEDRIC SMITH

ASST. STRENGTH & CONDITIONING

Cedric Smith is in his third season with the Broncos coaching staff as assistant strength and conditioning coach. He joins strength and conditioning coach Rich Tuten and assistant Greg Saporta in handling all aspects of the Broncos in-season and offseason programs for players.

Smith, who played seven years in the National Football League between 1990-98, spent two years as a fitness manager and consultant with Gold's Gym in Phoenix, Ariz., prior to joining the Broncos.

During his career Smith played for Minnesota (1990), New Orleans (1991), Washington (1994-95) and Arizona (1996-98). As a fullback he played in 72 career games (14 starts) and rushed 40 times for 100 yards (2.5) with a long of 13 and two touchdowns, while catching 20 passes for 141 yards (7.1) with a long of 28 and two touchdowns. He also returned five kickoffs for 83 yards (16.6) during his

### COACHING EXPERIENCE

9th NFL Season (9th with Broncos)

#### Denver Broncos

Asst. Strength and Conditioning ..... 1995-2003

#### Florida

Assistant Strength ..... 1992-95

Assistant Strength ..... 1985-88

Student Assistant Strength ..... 1981-84

#### North Carolina

Assistant Strength ..... 1988-92

### COACHING EXPERIENCE

3rd NFL Season (3rd with Broncos)


#### Denver Broncos

Asst. Strength and Conditioning ..... 2001-2003

career. Smith's most productive season came with Washington in 1994 when he played in 14 games and started eight, rushing for 48 yards on 10 carries and catching 15 passes for 118 yards (7.9) and a touchdown. He spent his final season, 1998, on injured reserve with the Cardinals.

Smith, 35, was a three-year starting fullback at Florida, where he paved the way for Emmitt Smith, and where Tuten was strength and conditioning coach. A three-time Southeastern Conference All-Academic selection, Cedric rushed for 389 yards and four touchdowns on 102 carries during his collegiate career. He earned a degree in rehabilitative counseling from Florida, and in 1992-93, while out of football, worked in a mental hospital in Gainesville, Fla.

Smith (5/27/68) was an All-Alabama fullback at Enterprise (Ala.) High School. He and his wife, Nicole, have three sons, Chandler (10), Canyon (7) and Cole (3). The family makes its home in Parker, Colo.



## JIMMY SPENCER

PLAYER/ASSISTANT DEFENSIVE BACKS

Jimmy Spencer joins the Broncos coaching staff as an assistant defensive backs coach, and will also continue his role on the roster at the cornerback position. He becomes the first person in the NFL to perform a player/coaching role since Dan Reeves with the Dallas Cowboys in 1970-71.

Spencer, 33, is entering his 12th season in the NFL, including the past three with the Broncos. In 161 career games (79 starts) with the Saints (1992-95), Bengals (1996-97), Chargers (1998-99) and Broncos he has 26 interceptions and 123 passes defended, to go along with 435 tackles (377) solo.

Spencer has returned two of his interceptions for touchdowns—both in 2000 with Denver—and has returned a fumble for a touchdown. He entered the NFL as an eighth-round draft choice (215th overall) of the Redskins in 1991, out of Florida, and spent that season on Washington's practice squad.

Born March 29, 1969 in Manning S.C., Spencer and his wife, Tanya, reside in Davie, Fla. *Please refer to page 216 for a complete biography on Spencer.*

### COACHING EXPERIENCE

1st NFL Season (1st with Broncos)

#### Denver Broncos

Player/Assistant Defensive Backs ..... 2003

## BOBBY TURNER

RUNNING BACKS

Bobby Turner is in his ninth season as the Broncos' running backs coach, a position he took over in 1995. He came to Denver with 20 years coaching experience at the collegiate level.

In his final collegiate coaching stop Turner was assistant head coach, offensive coordinator and running backs coach at Purdue. Turner served as the running backs coach at Ohio State from 1989-90, during which time the Buckeyes went to two bowl games and had one of the best running games in the Big Ten.

Prior to his stint at Ohio State Turner coached the running backs at Fresno State (1983-88) and at his alma mater, Indiana State (1975-82). He accepted a position as backfield coach at ISU in 1975 and spent three of his eight seasons there (1976, '77, '82) as the defensive backs coach in addition to five years as special teams coordinator. Turner was also the strength and conditioning coordinator from 1975-77.

### COACHING EXPERIENCE

9th NFL Season (9th with Broncos)

#### Denver Broncos

Running Backs ..... 1995-2003

#### Purdue

Asst. Head Coach/Off. Coord./RBs ..... 1991-94

#### Ohio State

Asst. Head Coach/Off. Coord./RBs ..... 1989-90

#### Fresno State

Running Backs ..... 1983-88

#### Indiana State

Special Teams Coordinator ..... 1978-82

Defensive Backs/Strength & Cond. Coord. ... 1975-77

Turner began his coaching career at Haworth High School in Kokomo, Ind., as an assistant with the football and basketball teams.

A native of East Chicago, Ind. (5/6/49), Turner enjoyed a fine career as an all-conference defensive back at Indiana State, where he played both football and basketball. He tied the school record as a sophomore with nine of his 16 career interceptions, including two returned for touchdowns. He earned his bachelor's degree in health and physical education in 1972 and his master's from ISU in education/administration in 1976.

Turner, 54, is a graduate of East Chicago Washington High School where he played four sports (football, basketball, baseball and track).

Bobby and his wife, Kimberly, have three daughters, Nacole, Krishana and Kiaana, and make their home in Aurora, Colo.



## RICH TUTEN

### STRENGTH & CONDITIONING

Rich Tuten is in his ninth season as the Broncos' strength and conditioning coach. He coordinates the organization's year-round strength and conditioning program with assistance from Greg Saporta and Cedric Smith.

Under Tuten's guidance during the Mike Shanahan regime, the Broncos' offseason strength and conditioning program has become a model among NFL franchises. It has been overwhelmingly successful, not only in terms of attendance by Broncos players, but in their performance on the field, as Denver captured back-to-back World Championships in 1997 and '98.

Tuten came to the Broncos in 1995 from the University of Florida, where he was the Director of Strength and Conditioning from 1980-88, and also from 1993-94. He was the Athletic Strength Director at the University of North Carolina from 1989-92.

While at both schools, Tuten supervised the strength and conditioning programs for every intercollegiate sport. With Florida he also served as the head strength and conditioning coach for the nationally ranked Gator football team, and played a key role in the design of Florida's current strength and conditioning complex.

At North Carolina Tuten helped the Tar Heels make major advancements in their strength and conditioning program, helping them to be able to compete with the top collegiate programs in the country. Besides his work at collegiate institutions, Tuten is also a member of the National Strength and Conditioning Association.


On the collegiate level Tuten worked with many athletes who went on to enjoy success in the NFL, including Emmitt Smith (Cowboys), Neal Anderson (former Bear), Ricky Nattiel (former Bronco), John L. Williams (former Seahawk and Steeler), Errict Rhett (former Buccaneer, Raven and Brown) and Godfrey Myles (former Cowboy) at Florida, as well as former Bronco Rondell Jones at North Carolina.

Tuten, 49, has also coached with two current members of the Broncos coaching staff. He coached with head coach Mike Shanahan at Florida from 1980-83 and with his assistant Greg Saporta at both Florida and North Carolina from 1981-94.

A 1979 Clemson University graduate, Tuten was a three-year letterman and starting nose guard for the Tigers. He was named to the All-America Strength team in 1978 and was part of the 1978 Atlantic Coast Conference champion Tiger squad. Tuten registered nine tackles and three sacks against Maryland that season to help clinch the conference title. He was named ACC Defensive Player of the Week for his efforts. He received his degree in therapeutic recreation from Clemson in 1978.

Tuten, born Dec. 30, 1953, attended Wakefield High School in Arlington, Va., where he participated in football, wrestling and track. He is a native of Columbia, S.C.

He and his wife, Donna, reside in Highlands Ranch, Colo., with their two sons, Will and Matt.



## STEVE WATSON

### WIDE RECEIVERS

Steve Watson is in his third year on the Broncos' coaching staff, and his first coaching the wide receivers. Prior to moving over to the offensive side of the ball, Watson performed the role of defensive assistant the past two seasons. He came back to the Broncos when he worked with the club in training camp as a coaching intern

in 2000, and continued working with the team at all home games during that season in preparation for the full-time role he accepted in 2001.

Under offensive coordinator Gary Kubiak, Watson will help guide stand-out Broncos receivers including Rod Smith, Ed McCaffrey and Ashley Lelie.

Watson has been in private business in Denver and northern Colorado since his retirement from the Broncos in 1987.

One of the most popular players in team history, Watson was a wide receiver for the Broncos from 1979-87, finishing his sterling career with 353 receptions for 6,112 yards and 36 touchdowns. He ranks fourth on the Broncos' career list for receiving yards, seventh in receptions and eighth in touchdown receptions. Watson also was recognized as an outstanding special teams player during his pro career.

Watson had three 1,000-yard seasons (1981, '83 and '84), and was named to the Pro Bowl in 1981. That year he posted the best numbers of his career for yardage (1,244), touchdowns (13) and reception average (20.7), while his career single-season high of 69 receptions came in 1984.

Watson had 16 100-yard games and 49 straight games with at least one reception, and still ranks among the team's all-time leaders in many career, season and game receiving categories. He had single-game highs of 11 receptions (1984, vs. Pittsburgh in the playoffs) and 183 yards (on 10 receptions at Los Angeles vs. the Rams in 1982).

Watson, 46, joined the Broncos in 1979 as a free agent from Temple University, where he was a four-year letterman at wide receiver. He was selected to the All-East team, playing in the East-West Shrine Game to close out his college career. Watson also won three letters and two conference championships as a long jumper, graduating with a degree in parks administration.

A native of Baltimore, Md. (5/28/57), Watson was a three-sport star at St. Mark's High School in Wilmington, Del. He and his wife, Pam, have a son, Stephen Ross, Jr., (15) and two daughters, Brittany (17) and Rachel (13). The family makes its home in Aurora, Colo.

### COACHING EXPERIENCE

3rd NFL Season (3rd with Broncos)

#### Denver Broncos

Wide Receivers	.....2003
Defensive Assistant	.....2001-02

### COACHING EXPERIENCE

9th NFL Season (9th with Broncos)

#### Denver Broncos

Strength & Conditioning .....1995-2003

#### Florida


Director of Strength & Conditioning .....1993-94

Director of Strength & Conditioning .....1980-88

#### North Carolina

Athletic Strength Director .....1989-92

## FOOTBALL OPERATIONS

**RICK SMITH****DIRECTOR OF PRO PERSONNEL**

Rick Smith is in his fourth season in charge of the Broncos' pro personnel operations, and his eighth overall with the club. He spent his first four years in Denver as an assistant on the defensive coaching staff, working with the secondary.

Smith's primary role involves developing, implementing and directing the club's overall pro personnel endeavors, and assisting with the negotiation of contracts for free agents.

In his four years on the Broncos' coaching staff Smith worked with a defensive unit that consistently ranked among the NFL's best, including rankings of No. 4 in 1996, No. 5 in '97 and No. 7 in '99, as well as back-to-back World Championships in '97 and '98. The club won more games (46) from 1996-98 than any other team in NFL history over a three-year period.

In 1999 the Broncos ranked eighth in the NFL in pass defense and did not allow an opposing quarterback to throw for more than 278 yards all season. Denver's pass defense in 1997 posted a No. 5 ranking in the NFL, and limited four of the 16 regular season opponents to three points or fewer, including one shutout. In his first year, Smith helped coach a defensive unit that improved from No. 15 to No. 4 in the NFL-including a No. 1 ranking against the run for just the second time in franchise history. The defense set or tied three different franchise records in 1996.

Smith, 34, was hired April 3, 1996, following a two-year stint as defensive backs coach at his alma mater, Purdue. He had left Purdue in February to accept a coaching position at Texas Christian, but spent just one month there before being hired by the Broncos.

A 1992 Purdue graduate, Smith began his coaching career with the Boilermakers shortly after his graduation, serving as the school's assistant strength and conditioning coordinator. In that role, Smith worked exclusively with football, volleyball and wrestling before being promoted to the role of interim strength and conditioning coordinator during the summer of 1993. After serving as the team's tight ends coach for one season, Smith was hired as the secondary coach, becoming the youngest position coach in the Big Ten conference at the time (24).

Smith was a starter at strong safety and defensive captain for Purdue as a senior in 1991. A native of Petersburg, Va. (9/3/69), he attended Meadowdale High School in Dayton, Ohio. Smith is a member of the Fellowship of Christian Athletes.

Smith and his wife, Tiffany, make their home in Parker, Colo.

**JIM GOODMAN****DIRECTOR OF COLLEGE SCOUTING**

Jim Goodman is in his sixth year with the Broncos, and his second as director of college scouting, after spending four years as an area scout, working the South region.

In his current role, Goodman is in charge of managing the Broncos overall scouting process and all aspects of its year-round schedule, as well as coordinating the work of the club's other six area scouts and continuing to scout the South region.

Goodman was hired by the Broncos in May 1998 after four successful seasons on the coaching staff at Rice University, where his duties also included coordinating the program's recruiting efforts. Goodman coached the tight ends and special teams all four years (1994-97) and added the duties of wide receivers coach for the 1997 season. The Owls were Southwest Conference co-champions in 1994 and produced three of the best special teams seasons during Goodman's tenure.

Goodman was Associate Athletic Director in charge of football recruiting at Clemson from 1991-93 and also coached the team's kickers. He earned consideration among the nation's top-10 recruiting coordinators by the *Chicago Sun-Times* for his work at Clemson. Goodman was assistant AD in charge

of recruiting and high school relations at Florida from 1989-90 and was recruiting coordinator and wide receivers coach at Arkansas from 1986-88.

Goodman began his coaching career at Vanguard High School in Ocala, Fla. (1974-75), then moved into the collegiate ranks at North Alabama (1976-78). He then was head coach and athletic director at Marion (Ala.) Institute Junior College (1979-80), where his teams ranked in the top 15 in the national polls both seasons, and he also coached the baseball team. Goodman coached outside linebackers at the U.S. Air Force Academy under Ken Hatfield in 1981, then accepted the head coaching position at Valdosta (Ga.) State (1982-84), where he also served as associate AD before accepting the full-time athletic director's position in 1985. As coach he started a program from scratch and fashioned a 15-16-1 record over three years with a squad that included Atlanta Falcons All-Pro linebacker Jesse Tuggle.

Goodman, 51, holds an associates degree from Chipola Junior College (1972), a bachelor of science in physical education from Florida (1974) and a master's in education administration from University of North Alabama (1977). A native of Blountstown, Fla., where he attended Blountstown High School, Jim and his wife, Jennie, have three adult children, Jeff, Nancy and Tyler. The family resides in Bonifay, Fla.

**SCOTT DISTEFANO****COLLEGE SCOUT**


Scott DiStefano is in his 22nd year with the Broncos' personnel department, continuing to scout the Midwestern region.

He began his career with the Broncos scouting the Rocky Mountain and Southwest regions, before shifting his focus to the Midwest in 1990.

DiStefano, 46, was a quarterback at Colorado State from 1976-80. Following his playing career he joined the coaching staff at CSU as a graduate assistant, a role in which he served for two seasons (1980-81) before coming to the Broncos.

A native of Alliance, Ohio, DiStefano was an all-conference quarterback in 1975 at Alliance High School, the same school that produced Pro Football Hall of Fame quarterback Len Dawson. Among the honors bestowed upon him was the 1974 Massillon (Ohio) JayCee's conference sportsmanship award, a prestigious honor from such a football-rich region of Ohio.

Scott makes his home in Chicago, Ill.

**CORNELL GREEN****COLLEGE SCOUT**

Cornell Green is in his 24th year scouting in the NFL and his 17th year doing so for the Broncos' organization.

Green is responsible for scouting the Southwest region, after having scouted the South, East and Midwest regions earlier in his career with the Broncos.

Prior to his involvement with the Broncos organization, Cornell scouted for the Dallas Cowboys during and after his illustrious playing career. Green began scouting for the Cowboys in 1970 while still an active player, and continued scouting through 1979, at which time he entered private business until coming

to the Broncos in 1987.

Green, 63, was signed by the Cowboys as a free agent and went on to play for Dallas from 1962-75, at cornerback for 10 years before moving over to safety for his last four seasons. Green earned Pro Bowl honors seven times, winning that honor at both cornerback and safety.

He did not play college football but was a two-time All-America basketball player (1959-60 and 1961-62) at Utah State, where he averaged 23 points per game at forward for the Aggies from 1959-62. Green is a member of the Basketball Hall of Fame in both the states of Oklahoma and Utah. His brother, Pumpsie Green, had a lengthy career in major league baseball.

A native of Boley, Okla., Cornell and his wife, Betty, have two children, Randy and Ronney, and make their home in Dallas.





**ED LAMBERT**

**COLLEGE SCOUT**

Ed Lambert is in his second year as a college scout with the Denver Broncos. A veteran of 26 years in the college and professional coaching ranks, Lambert came to the Broncos in 2001 from Vanderbilt University, where he served as assistant head coach and running backs coach.

Lambert coached 10 years at Vanderbilt, including one season (1997) as offensive coordinator, overseeing an improvement in all major statistical categories from the previous season. Lambert joined the Vanderbilt staff in 1992 after four seasons at Baylor, where he coached the quarterbacks and running

backs. He helped lead the Bears to an 8-4 record in 1991 and a berth in the Copper Bowl.

Lambert's other collegiate coaching experience has come at New Mexico (assistant head coach/offensive coordinator, 1987), Iowa State (running backs, 1986), California (running backs, 1982-83), Howard (inside linebackers/defensive ends, 1981) and Boise State (running backs, 1976-80). In his final season at Boise State the Broncos won the NCAA Div. I-AA national championship.

Lambert coached two seasons in the United States Football League with the Los Angeles Express, tutoring the running backs. He has also served NFL coaching fellowships in training camp with the Philadelphia Eagles (1995), Atlanta Falcons (1993) and Seattle Seahawks (1991).

Lambert, 55, began his coaching career in 1972 at Ravenswood High School in East Palo Alto, Calif., and in 1974 moved to Fremont High School in Oakland, Calif.

A native of Beaumont, Texas (6/23/48), Lambert is a graduate of McClymonds High School in Oakland, Calif. He was an All-Golden Gate Conference defensive lineman at Oakland's Merritt College in 1967 and an All-Coast offensive lineman at California State-Hayward in 1969, helping lead his team to the Far Western Conference championship. Lambert earned his bachelor's degree in physical education from San Jose State in 1972.

He and his wife, Jeanette, have two grown children, Lamar and Charisse.



**GREG MILLER**

**COLLEGE SCOUT**

Greg Miller is in his sixth year cross-checking the Midwest for the Broncos and serving as a combine scout for National Football Scouting, of which Denver is a member.

Miller spent the previous four years as a regional scout for NFS, scouting prospective NFL talent from colleges and universities in nine upper-Midwest states. His duties included performing the first line of evaluation, rating and computer-generated reporting on hundreds of college players for 14 NFL clubs, as well as assisting in the planning and execution of the National Invitational

Camp, or combine.

A 48-year old native of Mitchell, S.D., Miller was an all-state defensive tackle, team MVP and team captain at Mitchell Senior High School, where he also participated in baseball, basketball and track. He earned a football scholarship to Iowa State in 1973 and transferred to South Dakota State in 1974, where he was a three-year starter at offensive tackle and team captain, as well as a two-time honorable mention All-North Central Conference selection.

Prior to his stint with NFS, Miller worked 16 years for International Multifoods, ascending from District Sales Coordinator to Director of Operations for the entire West region by 1994.

Greg's wife, Jane, is a Registered Nurse. They have a daughter, Adrienne (22) and two sons Mike (20) and Nolan (17), and make their home in Grand Island, Neb. Adrienne is a graduate of the University of Nebraska-Lincoln and will attend post-graduate school. Mike is a former offensive lineman and currently a student assistant coach at the University of Nebraska-Omaha, while Nolan is a quarterback/defensive back at Northwest High School.



**DAN RAMBO**

**COLLEGE SCOUT**

Dan Rambo is in the sixth year of his second stint with the Broncos, rejoining the club in May 1998 to scout the Northeast region. He scouted the same region for the Broncos in 1993.

Rambo came to the Broncos from the 1997 Western Division Champion Saskatchewan Roughriders of the Canadian Football League where he served as Director of Player Personnel. He was also with the Roughriders from 1983-90, holding various positions, including Director of Scouting, Director of Player Personnel and Assistant General Manager.

Rambo accepted a position in Dallas with the World League of American Football in 1990. During the offseason he was the Director of College Scouting, and during the season was Director of European Football Operations, working out of Barcelona, Spain.

Rambo, 51, returned to the CFL in 1992 as General Manager of the Ottawa Rough Riders, as the team posted nine wins to craft its best record in 10 years. During his first stint with Saskatchewan, he recruited most of the players that helped lead the Roughriders to the Grey Cup Championship in 1989. In his one season as a scout with Denver, the Broncos made a Wild Card playoff appearance.

Rambo is a graduate of Carroll College in Helena, Mont., where his sister, Patty, still resides. Another sister, Kathleen, and his mother, Viola, live in Libby, Mont., where Dan was a 1970 graduate of Libby High School. He led the nation in rushing at Carroll in 1974 with an average of 152.1 yards per game, and had eight tryouts in the CFL, WFL and the NFL, including one with the Broncos in 1977.

Dan and his wife, Dr. Kathryn McFarland, have two children, daughter Teeghan (7) and son Arthur (6). The family makes its home in Blackburn Hamlet, Ottawa, Ontario, Canada.



**DALE STRAHM**

**COLLEGE SCOUT**

Dale Strahm is in his sixth season on the Denver Broncos' scouting staff, responsible for scouting the Southeast region.

A veteran of 29 collegiate football seasons in the coaching ranks, Strahm came to the Broncos from Temple University where he spent four years (1994-97) as defensive coordinator and linebackers coach.

In Strahm's first season with the Owls, their defense went from last to first in the Big East Conference in turnover/takeaway margin, tying for 20th nationally with a plus .82 margin per game. They also made great strides in total defense after beginning his career ranked last in the conference.

A motivational speaker for a variety of corporations, Strahm also taught leadership classes at Temple.

Strahm was head coach at Western Carolina from 1989-90, and has experience as a defensive coordinator at Duke (1990-93), Georgia (1981-88), Navy (1977-80) and Bowling Green (1971-76). He began his coaching career as a graduate assistant at Bowling Green in 1968. He has also spent six years coaching at the high school level. During Strahm's tenure at Georgia, the Bulldogs won SEC Championships in 1981 and 1982 and participated in eight straight bowl games. In all, he has coached in 11 major bowl games.

Strahm, 59, is a 1965 graduate of Ohio Northern University, where he played four years of football and ran four years of track, earning six varsity letters in the process. He earned his master's degree at Bowling Green in 1968.

A native of Toledo, Ohio, Strahm is a graduate of E.D. Libbey High School, where he was inducted into the school's Hall of Fame in 1997. He and his wife, Diane, have three sons, Brian, Bradley and Brett. The Strahm family resides in Charlotte, N.C.





## CHRIS TRULOVE

### PRO SCOUT

Chris Trulove is in his 10th season with the Broncos organization, and his ninth in the player personnel department. After five years as a pro personnel assistant he began a new role in 2000 as a pro scout.


Trulove, 32, has seen his responsibilities increase each season, initially under the tutelage of former Pro Scouting Director Jack Elway. He is now responsible for joining General Manager Ted Sundquist and Director of Pro Personnel Rick Smith in the scouting and planning of unrestricted and restricted free agent acquisitions. His duties also include the scouting of other NFL free

agents and prospects from NFL Europe, the Canadian Football League and the Arena Football League. These efforts include extensive videotape review, player research and the writing of player evaluations.

Trulove began his tenure with the Broncos in 1994 as a player personnel and marketing intern, and moved full-time into player personnel after the '94 season.

A native of Laurinburg, N.C. (4/27/71), Trulove is a graduate of Scotland County High School. He has a bachelor's degree in business administration from North Carolina in 1993, and his master's in sport management from Georgia in 1994.

Trulove resides in Aurora, Colo.



## MIKE BLUEM

### COORD. OF FOOTBALL ADMINISTRATION


Mike Bluem is in his ninth season with the Broncos organization and his third as coordinator of football administration. He spent his first five years with the club as a college scouting assistant before being promoted to coordinator of college scouting operations in 2000. Bluem came to the Broncos as an intern in 1995 and made an immediate impact with the scouting operations in the area of computer data management.

Bluem's current duties include tracking, managing and forecast analysis of the salary cap; writing contract language; negotiating contracts; participating in the day-to-day operations of college and pro scouting; building and maintaining the team's scouting and salary cap databases and assisting the coaching staff with various administrative duties.

Bluem, 30, previously held a job with the Liberty University baseball team, assisting in computer-related areas, including statistics management.

A native of Lewisville, Texas, Bluem earned his bachelor's degree in sports management from Liberty University in Lynchburg, Va., in 1995. He attended high school at Temple Christian Academy in Lewisville.

Mike and his wife, Shelley, make their home in Highlands Ranch, Colo.



## DAVE BRATTEN

### PLAYER PERSONNEL ADMINISTRATOR


Dave Bratten is in his fifth season with the Denver Broncos organization and his third in the player personnel department.

Bratten's current duties include assisting Director of College Scouting Jim Goodman and General Manager Ted Sundquist on day-to-day operations and managing the team's scouting databases.

Bratten, 29, came to the Broncos in 1997 as a media relations intern and has previously worked as a media relations manager for SCCA Pro Racing, Inc.

Bratten earned his master's degree in sports management from Georgia Southern University (1998), and his bachelor's degree in English from Monmouth (Ill.) College (1996). He is a graduate of Arvada West High School in Arvada, Colo.

Dave and his wife, Kim, reside in Denver.







## JOE ELLIS

### EXECUTIVE VICE PRESIDENT OF BUSINESS OPERATIONS

Joe Ellis is in his fifth season as Executive Vice President of Business Operations for the Denver Broncos, having rejoined the club from the National Football League office in 1998, where he had been Vice President of Club Administration and Stadium Management.

Ellis' was a driving force in helping with the creation of Denver's new football stadium—INVESCO Field at Mile High. Ellis is an extremely active participant in all aspects of the stadium's management and development, and in this capacity has worked very closely with important members of the political, business, and civic communities, which comprise the cultural fabric of Denver.

In addition, he is responsible for business and financial management, marketing and sales functions, media relations, ticket operations, and facilities and administrative operations for the National Football League team.

Ellis came to his present position with comprehensive expertise in the areas of stadium operations, fiscal planning, personnel management, marketing, media and community relations.

Ellis had his first stint with the Broncos as Director of Marketing from 1983-85, where he was in charge of all marketing and promotions done by the team during this period.

He left the Broncos following the 1985 season to obtain his master's degree from the J.L. Kellogg School of Management at Northwestern University. He graduated from Northwestern in 1988 and joined the NFL in 1990.

While with the NFL, Ellis was involved in several aspects of league operations, with a strong focus on new stadium development. Ellis was especially involved in the league's oversight of the Cleveland Browns' reentry into the NFL last year. Specifically, Ellis played a critical role in the process of designing, constructing and marketing the new 70,000-seat football stadium in Cleveland.

Ellis represents the Broncos on numerous boards and civic organizations in the metropolitan area, and is a 1980 graduate of Colorado College.

Joe and his wife, Ann, have three children, sons Si and Zander, and daughter Catherine.



## EXECUTIVE STAFF



**Rich Slivka**  
General Counsel/  
Senior Vice President of  
Administration

## VICE PRESIDENTS



**Jim Saccomano**  
Vice President  
of Public Relations



**Rick Nichols**  
Vice President of Ticket  
Operations/Business  
Development



**Greg Carney**  
Vice President  
of Marketing



**Jim Barlow**  
Vice President  
of Finance

## OFFICE OF THE PRESIDENT

Bowlen Sports, Inc., is the corporate general partner of the Denver Broncos Football Club. BSI maintains responsibilities in the areas of finance and corporate family matters.

Mr. Pat Bowlen is the President and CEO of Bowlen Sports, Inc., as well as the Denver Broncos Football Club.



**Lisa Williams**  
Executive Assistant  
to the President and CEO



**Yolanda Saltus**  
Special Assistant



**Jim Schafer**  
Assistant to the President




**Veronica Ibarra**  
Executive Assistant

## ADMINISTRATIVE STAFF



**Elaine Woodworth**  
Executive Asst. to Exec.  
VP of Business Operations



**Diane Nelson**  
Executive Asst. to  
General Counsel/Senior  
VP of Administration



## FOOTBALL ADMINISTRATIVE STAFF



**Cindi Lowe**  
Secretary to Head Coach



**Pam Papsdorf**  
Assistant to the General Manager



**Dixie Greer**  
Asst. Coaches Secretary/Video Dept.



**Fred Fleming**  
Pro Scouting/Dir. of Special Services



**Betsy Klein**  
Exec. Dir. of Player & Organizational Development

## MEDICAL STAFF



**Steve Antonopoulos**  
Head Athletic Trainer



**Jim Keller**  
Assistant Athletic Trainer



**Corey Oshikoya**  
Assistant Athletic Trainer

## EQUIPMENT



**Doug West**  
Equipment Manager



**Ronnie Bill**  
Asst. Equipment Manager



**Chris Valenti**  
Asst. Equipment Manager

## VIDEO




**Kent Erickson**  
Director of Football Technology



**Gary McCune**  
Video Operations Manager



**Steve Boxer**  
Video Assistant



**Mike Mascenik**  
Video Assistant

## MEDIA RELATIONS



**Paul Kirk**  
Director of Media Relations



**Mark Cicero**  
Media Information Coordinator



**Rebecca Villanueva**  
Media Services Coordinator

## COMMUNITY DEVELOPMENT




**Cindy Galloway**  
Senior Director of Community Development




**Steve Sewell**  
Director of Community Outreach




**Billy Thompson**  
Director of Alumni Relations



**Pamela Krotchko**  
Manager, Denver Broncos Charities Fund



**Lee Carpenter**  
Community Development Coordinator



**Kristi Nichols**  
Broncos Charities Coordinator

## FINANCE



**Jo Bidwell**  
Director of Financial Reporting



**Fred Krebs**  
Manager of Cash/Treasury



**Dianne Sehgal**  
Controller



**Sheila Thomas**  
Payroll/Human Resources Manager




**Kelly Trimble**  
Manager of Travel Services



**Sherry Zoltay**  
Insurance Administrator



**Roberta Best**  
Accounts Payable Clerk



**Nanette Thompson**  
General Ledger Accountant



**Deanna Torres**  
Financial Reporting Specialist



**Sheila Webb**  
Revenue Accountant

## INFORMATION SYSTEMS



**Rick Schoenhals**  
Senior Director of  
Information Technology



**Chris Newman**  
Network Administrator



**Lisa Cavalli**  
Technology Support Specialist



**Erik Towt**  
Network Technician



**Tony Lazzaro**  
Systems Administrator

## MARKETING



**Michael Young**  
Director of Corporate  
Relations



**Steve Harbula**  
Director of Marketing  
Communications



**Brady Kellogg**  
Manager, Corporate  
Partnerships



**Amy Marolf**  
Manager, Corporate  
Partner Services



**Derek Thomas**  
Manager, Marketing  
Partnerships



**Sandy Bretzlauf**  
Coordinator, Marketing  
Partnerships



**Joel Darby**  
Mascot Coordinator



**Andrew Mason**  
Multimedia  
Coordinator




**James Merilatt**  
Coordinator, Marketing  
Communications



**Lynn Rosen**  
Coordinator, Special Events  
and Entertainment




**Mike Sarro**  
Interactive Content  
Coordinator



**Bobby Mestas**  
Special Events  
Assistant

## CHEERLEADERS



**Teresa Schroeder**  
Director of Cheerleaders  
& Game Day Entertainment



**Shelly Trujillo**  
Assistant Director,  
Cheerleaders



**Shawna Peters**  
Director, Jr. Cheerleaders


## OPERATIONS



**Chip Conway**  
Director of Operations



**Darin Krueger**  
Facility Coordinator



**Adam Newman**  
Operations Assistant



**Kirt Horiuchi**  
Operations Assistant



**Anthony Norman**  
Operations Assistant



**Maeve M. Drake**  
Receptionist

## TURF OPERATIONS



**Troy Smith**  
Turf Manager



**Wes Conway**  
Assistant Turf Manager



**Bret Baird**  
Assistant Turf Manager

## TICKET OPERATIONS



**Kirk Dyer**  
Director of Ticket  
Operations



**Dennis Murphy**  
Ticket Sales  
Manager



**Rick Peart**  
Ticket Office  
Coordinator



**Clark Wray**  
Box Office Supervisor




**Heather Schwarte**  
Premium Seat  
Representative




**Jason Racette**  
Premium Seat  
Representative



**Derek Marlin**  
Premium Seat  
Representative



**Patti Barban**  
ADA Supervisor



**Mike Vasquez**  
Ticket Assistant



## STADIUM MANAGEMENT COMPANY




**Mac Freeman**  
Vice President of Stadium Operations



**Andy Gorchov**  
Director of Event Services



**Lorraine Spargo**  
Dir. of Premium Seat Sales




**Gail Stuckey**  
Director of Special Projects



**Wayne Bottom**  
Chief Engineer



**Scott Blik**  
Security and Safety Manager



**Howard Brown**  
Changeover Manager



**Pat Jordan**  
A/V Services Manager




**John Karpan**  
Facilities Manager



**Ross Kurcab**  
Turf Manager



**Patty Moser**  
Special Events Manager



**Jeff Nethery**  
Parking and Site Services Manager




**Rick Seifert**  
Communications Manager



**Law Thyne**  
Events Manager



**Kathy Burris**  
Facilities Coordinator



**Dave Clark**  
Asst. Chief Engineer



**Brooks Dodson**  
Site Superintendent



**Tiffany Greff**  
Asst. to the Dir.-Luxury Suites



**Andrew Hoiberg**  
Turf Technician



**Terry Hutson**  
Asst. Security Manager



**Gina Johnson**  
Facilities Coordinator



**Abby McNeal**  
Assistant Turf Manager




**Amy Weigel**  
Events Coordinator


### SMC RETAIL OPERATIONS




**Tim Kellond**  
Retail Operations Manager



**Sue Vaughn**  
Game Day Supervisor



**Mike Dorame**  
Game Day Supervisor



**Carol Gibbons**  
Retail Assistant



**Sue Kissel**  
Dove Valley Store Manager

## DENVER BRONCOS' WINNING TRADITION

Denver Broncos football enters its 44th season in 2003, as the team seeks to return to the pinnacle of success they enjoyed with back-to-back Super Bowl wins in 1997 and '98. Playing for the third year at INVESCO Field at Mile High, the Broncos will perform before sellout crowds at their new state-of-the-art stadium. It will mark the 34th consecutive season of sold out games for the club, the first 31 of which came at Mile High Stadium. The team has sold out 253 consecutive regular season games, and 266 straight including playoff games. Broncos fans have watched their team amass one of the NFL's finest records since the club's first winning season in 1973, enduring just five losing seasons—second fewest in the NFL—as shown in the list below.

This season also marks Pat Bowlen's 20th as President and Chief Executive Officer of the Broncos. During that time, Denver has enjoyed a virtually unmatched level of success in the context of the entire NFL and within the American Football Conference Western Division.

### NUMBER OF LOSING SEASONS, 1973-2002

Miami .....	2	Tenn./Houston .....	11	Balt. Ravens/Cleveland .....	15	Atlanta .....	21
<b>Denver</b> .....	<b>5</b>	Buffalo .....	12	San Diego .....	15	Carolina* .....	6
Oakland/L.A. Raiders .....	6	Green Bay .....	12	Chicago .....	16	Jacksonville* .....	4
Pittsburgh .....	6	St. Louis/L.A. Rams .....	13	New York Giants .....	17	Cleveland† .....	3
Minnesota .....	7	Seattle .....	13	Detroit .....	18	Houston** .....	1
Washington .....	7	Cincinnati .....	14	Ind. Colts/Balt. .....	18		
Dallas .....	9	Kansas City .....	14	Tampa Bay .....	18		
New England .....	10	New York Jets .....	14	New Orleans .....	19		
San Francisco .....	10	Philadelphia .....	14	Ariz./Phoenix/St. Louis .....	21		

\*began play in 1995  
†began play in 1999  
\*\*began play in 2002

### PAT BOWLEN ERA (1984-2002)

#### NUMBER OF WINNING SEASONS

San Francisco .....	17
Miami .....	14
Pittsburgh .....	13
<b>Denver</b> .....	<b>12</b>

#### DIVISION TITLES

San Francisco .....	12
Pittsburgh .....	8
<b>Denver</b> .....	<b>7</b>
Chicago .....	7
Dallas .....	7
Buffalo .....	6

#### PLAYOFF APPEARANCES

San Francisco .....	16
Miami .....	11
Minnesota .....	11
<b>Denver</b> .....	<b>10</b>
Buffalo .....	10
Pittsburgh .....	10
Tennessee/Houston .....	10

#### PLAYOFF GAMES

San Francisco .....	30
<b>Denver</b> .....	<b>22</b>
Buffalo .....	20
Miami .....	20
Pittsburgh .....	19
Dallas .....	18
Minnesota .....	18

#### CONFERENCE CHAMPIONSHIP GAMES

San Francisco .....	8
<b>Denver</b> .....	<b>6</b>
Dallas .....	5
Pittsburgh .....	5
Buffalo .....	4

#### SUPER BOWL APPEARANCES

<b>Denver</b> .....	<b>5</b>
Buffalo .....	4
San Francisco .....	4
Dallas .....	3
New England .....	3
New York Giants .....	3
Green Bay .....	2
St. Louis .....	2
Washington .....	2

#### WORLD CHAMPIONSHIPS

San Francisco .....	4
Dallas .....	3
<b>Denver</b> .....	<b>2</b>
New York Giants .....	2
Washington .....	2

### AFC WEST TEAM COMPARISONS

#### WINNING SEASONS

<b>Denver</b> .....	<b>12</b>
Kansas City .....	11
Oakland/L.A. Raiders .....	9
Seattle .....	7
San Diego .....	3

#### DIVISION TITLES

<b>Denver</b> .....	<b>7</b>
Oakland/L.A. Raiders .....	5
Kansas City .....	3
San Diego .....	2
Seattle .....	2

#### PLAYOFF APPEARANCES

<b>Denver</b> .....	<b>10</b>
Kansas City .....	8
Oakland/L.A. Raiders .....	8
Seattle .....	4
San Diego .....	3

#### AFC CHAMPIONSHIP APPEARANCES

<b>Denver</b> .....	<b>6</b>
Oakland/L.A. Raiders .....	3
San Diego .....	1
Kansas City .....	1
Seattle .....	0

#### SUPER BOWL APPEARANCES

<b>Denver</b> .....	<b>5</b>
Oakland/L.A. Raiders .....	1
San Diego .....	1
Kansas City .....	0
Seattle .....	0





More than 650,000 people descended on downtown Denver January 27, 1998, to salute the World Champion Broncos two days after their victory over Green Bay in Super Bowl XXXII in San Diego. A parade through the streets of the city culminated in a rally at Civic Center Park, where Colorado Governor Roy Romer and Denver Mayor Wellington Webb officially welcomed the Super Bowl champions home. A similar gathering was held a year later, February 1, 1999, when the Broncos returned home from Miami after defeating Atlanta in Super Bowl XXXIII. Governor-elect Bill Owens and Mayor Webb joined the festivities to salute the back-to-back World Champs.

**DENVER LEADS THE AFC IN SUPER BOWL APPEARANCES** — The Broncos made their sixth Super Bowl appearance against Atlanta Jan. 31, 1999, the most by any current American Football Conference franchise, and second most in the NFL behind Dallas (8). By winning back-to-back Super Bowls (XXXII and XXXIII) the Denver Broncos became one of just six franchises to "repeat," marking the seventh time the feat has been accomplished.

#### MOST SUPER BOWL APPEARANCES

TEAM	APPEARANCES	GAMES (WINS ASTERISKED)	RECORD
1. Dallas Cowboys	8	V, VI*, X, XII*, XIII, XXVII*, XXVIII*, XXX*	5-3
2. Denver Broncos	6	XII, XXI, XXII, XXIV, XXXII*, XXXIII*	2-4
3. Miami Dolphins	5	VI*, VII*, VIII, XVII, XIX	2-3
Oakland/L.A. Raiders	5	II, XI*, XV*, XVIII*, XXXVII	3-2
Pittsburgh	5	IX*, X*, XIII*, XIV*, XXX	4-1
San Francisco	5	XVI*, XIX*, XXIII*, XXIV*, XXIX*	5-0

**COMING BACK STRONGER** — Since the Super Bowl was first played after the 1966 season, only three teams have won the game and gone on to post a better record the following season, including the 1997-98 Broncos teams. All three teams not only improved their record, but repeated as Super Bowl champions.

#### SUPER BOWL CHAMPIONS TO POST BETTER RECORDS THE FOLLOWING SEASON

TEAM	YEAR	RECORD	NEXT YEAR'S REC.	POSTSEASON FINISH
Denver Broncos	1997	12-4	14-2	Won Super Bowl XXXIII
San Francisco 49ers	1988	10-6	14-2	Won Super Bowl XXIV
Pittsburgh Steelers	1974	10-3-1	12-2	Won Super Bowl X

**BRONCOS THE MOST VICTORIOUS FOR ANY TWO- AND THREE-YEAR PERIOD** — Denver's 34-19 victory over Atlanta in Super Bowl XXXIII secured two NFL records for the franchise: most wins in a two-year period and most wins in a three-year period:

#### NFL RECORD FOR MOST WINS IN A TWO-YEAR SPAN\*

1. Denver Broncos, 33 wins (1997-98)
2. Miami Dolphins, 32 wins (1972-73)
- San Francisco 49ers, 32 wins (1989-90)
4. Dallas Cowboys, 31 wins (1992-93)
- Green Bay Packers, 31 wins (1996-97)

#### NFL RECORD FOR MOST WINS IN A THREE-YEAR SPAN\*

1. Denver Broncos, 46 wins (1996-98)
  2. San Francisco 49ers, 45 wins (1988-90)
  3. Miami Dolphins, 44 wins (1971-73)
  - Dallas Cowboys, 44 wins (1992-94)
- (\* includes postseason)

#### TOP FIVE POSTSEASON HOME RECORDS, ALL-TIME

(minimum five games)

TEAM	W	L	PCT.	LONGEST STREAK	CURRENT
1. Green Bay	13	1	.929	W13	L1
2. Washington	13	2	.867	W6	W5
3. Denver	11	2	.846	W6	W3
4. Detroit	5	1	.833	W5	L1
Cincinnati	5	1	.833	W3	W3

#### TOP FIVE HOME RECORDS, 1974-2002

TEAM	REGULAR SEASON	POSTSEASON	TOTAL	PCT.
1. Denver	167-57-1 (.744)	11-2 (.846)	178-59-1	.754
2. Miami	161-61-1 (.724)	11-6 (.647)	127-67-1	.719
3. Pittsburgh	158-64-1 (.711)	14-6 (.700)	172-70-1	.710
4. Dallas	150-74-0 (.670)	14-4 (.778)	164-78-0	.678
5. Washington	144-78-1 (.648)	10-1 (.909)	154-79-1	.660

#### CHARTING THE BRONCOS' NINE DIVISION TITLES

YEAR	RECORD	AFC PLAYOFF RECORD	LEVEL REACHED
1977*	12-2	2-0	Super Bowl XII
1978	10-6	0-1	AFC Divisional Playoff
1984	13-3	0-1	AFC Divisional Playoff
1986	11-5	2-0	Super Bowl XXI
1987*	10-4-1	2-0	Super Bowl XXII
1989*	11-5	2-0	Super Bowl XXIV
1991	12-4	1-1	AFC Championship
1996*	13-3	0-1	AFC Divisional Playoff
1998*	14-2	2-0	World Champions

\*denotes seasons in which Broncos secured home-field advantage throughout AFC Playoffs.

**THE BRONCOS' STREAKS** — Denver's undefeated home finish in 1998 was the club's third in a row, making the Broncos only the fourth franchise in NFL history to complete three straight regular seasons at home without losing a game, and only the third to win every home game for three straight years. Furthermore, Denver is the only team to accomplish this feat since the 16-game schedule was implemented in 1978. That adds up to a 24-game win streak at Mile High Stadium for the Broncos, the third-longest home winning streak in NFL history. Overall, the 1998 Broncos began the season by reeling off 13 straight wins, the second-best start in NFL history, contributing to an NFL-record-tying 18-game winning streak (regular and postseason combined).

#### MOST CONSECUTIVE UNDEFEATED HOME SLATES IN NFL HISTORY

TEAM	No.	YEARS	RECORDS	ACCOMPLISHMENTS
1. Green Bay	4	1929-32	5-0, 6-0, 8-0, 5-0-1	Won NFL title from 1929-31
2. Denver	3	1996-98	8-0, 8-0, 8-0	Won Super Bowls XXXII and XXXIII
Miami	3	1972-74	7-0, 7-0, 7-0	Won Super Bowls VII and VIII
Chicago Bears	3	1942-44	6-0, 5-0, 4-0-1	Won 1941 NFL Championship

#### TOP FIVE REGULAR SEASON HOME WIN STREAKS IN NFL HISTORY

TEAM	YEARS	WINS	ACCOMPLISHMENTS
1. Miami	1971-74	27	Played in three straight Super Bowls, winning two (VII and VIII)
2. Green Bay	1995-98	25	Played in back-to-back Super Bowls, winning one (XXXI)
3. Denver	1996-98	24	Won two Super Bowls (XXXII and XXXIII)
4. Green Bay	1929-32	20	Won three straight NFL titles (1929-31)
5. Dallas	1979-81	18	Played in NFC Championship Game after 1979, '80 and '81 seasons
Oakland	1968-70	18	Played in AFL Title Game after 1967 and '68 seasons

#### LONGEST WIN STREAKS IN NFL HISTORY (REGULAR AND POSTSEASON COMBINED)

TEAM	WINS	DATE BEGAN-ENDED	ACCOMPLISHMENTS
1. Denver	18	12/21/97-12/13/98	Won Super Bowls XXXII and XXXIII
San Francisco	18	11/27/89-11/18/90	Won Super Bowl XXIV
Miami	18	9/17/72-9/23/73	Won Super Bowl VII
Chicago Bears	18	11/26/33-12/9/34	Won 1933 NFL Championship
Chicago Bears	18	11/9/41-12/13/42	Won 1941 NFL Championship

#### LONGEST REGULAR SEASON WIN STREAKS IN NFL SINCE 1990

TEAM	No.	YEARS	DATES	RECORD	RESULTS
1. San Francisco	15	1989-90	11/27/89-11/18/90	14-2	Won Super Bowl XXIV, 2 Div. titles
2. Denver	14	1997-98	12/21/97-12/13/98	14-2	Won Super Bowl XXXIII
3. N.Y. Giants	13	1989-90	12/10/89-11/18/90	13-3	Won Super Bowl XXV
4. Washington	12	1990-91	12/30/90-11/17/91	14-2	Won Super Bowl XXVI
5. Houston	11	1993	10/17/93-1/2/94	12-4	AFC Divisional Playoffs

#### TEAMS TO START 13-0 OR BETTER IN NFL HISTORY

TEAM	YEAR	RECORD	REG. SEASON FINISH	POSTSEASON
Miami	1972	14-0	14-0	Won Super Bowl VII
Denver	1998	13-0	14-2	Won Super Bowl XXXIII
Chicago Bears	1934	13-0	13-0	Lost NFL Championship Game

**BRONCOS' 1997-98 STREAK LONGEST IN FRANCHISE HISTORY** — The Broncos' 14-game regular season win streak—compiled over the final game of the 1997 season and the first 13 games of the '98 season—is the longest in franchise history. Head Coach Mike Shanahan has been a member of the Broncos' coaching staff in one capacity or another for five of the top seven win streaks in franchise history. Here's a look at the top five:

#### LONGEST REGULAR SEASON WIN STREAKS IN FRANCHISE HISTORY

GAMES	YEAR(S)	DATES	END RESULT	SHANAHAN'S POSITION
1. 14	1997-98	12/21/97-12/6/98	Won Super Bowl XXXIII	Head Coach
2. 10	1984	9/16/84-11/18/84	AFC Divisional Playoffs	Receivers Coach
3. 9	1996	9/29/96-12/1/96	AFC Divisional Playoffs	Head Coach
4. 8	1985-86	12/14/85-10/12/86	Super Bowl XXI	Offensive Coordinator
8	1976-77	12/5/76-10/23/77	Super Bowl XII	



## WHAT TO LOOK FOR FROM THE BRONCOS IN 2003

- The Broncos look to extend their NFL best home record of 178-59-1 (167-57-1 in regular season) since 1974. The regular season victories and total victories are the most in the NFL over that period.

### MIKE SHANAHAN

- Needs four overall wins during the 2003 season to reach 100 coaching victories for his career (regular and postseason combined).
- Needs to win nine of the team's first 14 games in 2002 to reach 90 regular season victories faster than any coach in franchise history. Dan Reeves is the only other coach with as many wins, and it took him 152 games to reach his 90th victory. Shanahan enters 2003 with an 81-47 record in the regular season as the Broncos' head coach.

### MIKE ANDERSON

- Needs two rushing touchdowns to pass Jon Keyworth (22) for sixth place, and five to pass Otis Armstrong (25) for fifth place on Denver's all-time list for career rushing TDs.
- Needs 103 yards to pass Jon Keyworth (2,653) for sixth place all-time on the Broncos' career rushing yards list.
- Needs 38 carries to pass Bobby Humphrey (593) for seventh place on Denver's all-time list for career rushing attempts.

### TERRELL DAVIS

- Needs 1,195 combined yards (rushing, receiving and returns) to pass Rick Upchurch (10,081) for second place on Denver's all-time list.
- Needs 45 yards of total offense to pass Frank Tripucka (7,651) for fourth place on the Bronco's all-time list.
- Needs to score 13 points to pass Gene Mingo (408) and 34 to pass David Treadwell (429) for fifth and fourth place respectively on Denver's all-time scoring list.

### JASON ELAM

- Enters the season as the second closest player to reach the NFL's all-time top-20 scorers list. He sits at 1,193 career points, with Oakland receiver Jerry Rice the only active player ahead of him at 1,226. With 38 points this year, he can pass current NFL kicker Matt Stover for 20th.

### ED McCAFFREY

- Needs two touchdown receptions to pass teammate Shannon Sharpe (47) to move into second and four to pass Rod Smith (49) for first place all-time in touchdown receptions by a Bronco.
- Needs to score two more touchdowns of any kind to pass Shannon Sharpe (47) for fifth, three to pass Sammy Winder (48) for fourth and five to pass Rod Smith (50) for third, and nine to pass Floyd Little (54) and move into second place all-time in touchdowns by a Bronco.
- Needs 108 yards receiving to pass Steve Watson (6,112) and move into fourth place, and 867 to pass Lionel Taylor (6,872) for third place all-time in receiving yards by a Bronco.
- Needs 54 receptions to reach 600 for his career. Twenty-nine NFL players have reached this number, with three active players currently ranked ahead of him (Ricky Proehl with 580, teammate Rod Smith with 559 and Keyshawn Johnson with 558).
- Every game he catches a pass this season will increase his franchise record for consecutive games with a reception (68).

### DELTHA O'NEAL

- Needs seven punt returns to pass Gerald Willhite (101) for third place on Denver's list for most punt returns.

### CLINTON PORTIS

- Needs 181 yards to pass Gerald Willhite and move in the top-10 on the Broncos' career rushing list.
- Needs three touchdowns to pass Gerald Willhite (17) for eighth place and seven to pass Mike Anderson (21) for seventh on the Broncos' all-time rushing touchdowns list.

### TREVOR PRYCE


- Needs four quarterback sacks to pass Paul Smith (55) for sixth place on Denver's all-time sacks list.

### ROD SMITH

- Needs to score five more touchdowns to pass Floyd Little (54) and move into second place all-time in touchdowns by a Bronco.
- Needs 55 receptions to pass current teammate Shannon Sharpe (613) for first place all-time in receptions by a Bronco.
- If he catches a pass in the first two games of this season, he'll pass Lionel Taylor (62) for the second most consecutive games by a Bronco with a reception. He currently sits at 61. Teammate Ed McCaffrey has an active streak of 68, currently first on Denver's all-time list.
- Needs 41 receptions to reach 600 for his career. Twenty-nine NFL players have reached this number, with only one active player currently ranked ahead of him (Ricky Proehl with 580).
- Needs 503 yards (rushing/receiving/returns) to pass Terrell Davis (8,887) for third place on the Broncos' all-time combined yards list, and 745 yards to pass Floyd Little (8,741) on the team's all-time total yards from scrimmage list.
- Needs 54 receptions to reach 600 for his career. Twenty-nine NFL players have reached this number, with three active players currently ranked ahead of him (Ricky Proehl with 580, teammate Rod Smith with 559 and Keyshawn Johnson with 558).

### SHANNON SHARPE

- Needs 12 catches to pass Pro Football Hall of Fame member James Lofton (764) and move into 10th place all-time among NFL pass catchers. Current NFL receives Jerry Rice (1,456) and Tim Brown (1,018) rank first and third respectively on the NFL's all-time list.
- Needs three touchdown receptions to pass teammate Rod Smith (49) and move into first place all-time in touchdown receptions by a Bronco.
- Needs to score two more touchdowns of any kind to pass Sammy Winder (48) for fourth, four to pass teammate Rod Smith (50) for third and eight to pass Floyd Little (54) and move into second place all-time in touchdowns by a Bronco.
- Needs 115 yards to pass current teammate Rod Smith for first place all time on the Broncos' career receiving yards list.
- Needs 329 total yards to pass teammate Rod Smith (7,997) and move into third place in most total yards from scrimmage by a Bronco.
- If he plays in all 16 games this season, he'll pass Simon Fletcher (172) for 10th place on Denver's all-time games played list.



**MIKE ANDERSON****6-0 • 230 • 4TH YR. • UTAH**

**BORN:** September 21, 1973 in Winnsboro, S.C.  
**HIGH SCHOOL:** Fairfield Central High School, Fairfield, S.C.  
**RESIDES:** Littleton, Colo.  
**ACQUIRED:** Draft #6 (189th overall), 2000  
**PRO YEAR:** 4th • **YEAR WITH BRONCOS:** 4th  
**NFL GAMES PLAYED/STARTED:** 47/31 • **POSTSEASON:** 1/1

**38****RUNNING BACK**

Mike Anderson enters his fourth NFL season after making a smooth transition from running back to fullback. He played in 15 games last season, and was an integral part of a Broncos' rushing attack that ranked fifth overall in the NFL, bouncing between fullback and tailback. Anderson ranks eighth in career rushing attempts (556), seventh in rushing touchdowns (21) and fourth in career rushing average (4.59). He was one of the NFL's best stories of 2000, as the sixth-round draft choice from Utah was named NFL Offensive Rookie of the Year by the Associated Press and shattered every Broncos rookie rushing record. Starting just 12 games, Anderson rushed for more yards (1,487) than all but five other rookie backs in league history. His 251-yard rushing performance at New Orleans late in the season was the best by any rookie in NFL history and was the fourth-best by any player in league annals behind Corey Dillon (278), Walter Payton (275) and O.J. Simpson (273)—and now Seattle's Shaun Alexander (266). He joins Clinton Portis—the NFL's 2002 Offensive Rookie of the Year—to give Denver one of the most talented backfields in the NFL for the fourth straight year. Humble and hard-working, Anderson has not only taken his accomplishments in stride, but also played with pain throughout the final month of his rookie season on an injured left knee that required surgery after the season to repair torn meniscus cartilage. The surgery was successful and put Anderson back at full strength by the start of mini-camp in May 2001. Anderson was the Broncos sixth-round choice in the 2000 NFL Draft (189th overall) out of Utah.

**2002:** Anderson played in 15 games and started 12 at fullback, and ranked second on the team with 386 rushing yds. on 84 carries (4.6) with a long of 32 and two touchdowns. He also caught 18 passes for 167 yds. (9.3) with a long of 52 and two touchdowns, returned two kickoffs for 39 yds. (19.5) with a long of 23, and made one special teams tackle. Anderson had his heaviest rushing workload of the season vs. K.C. (12/15), carrying the ball 12 times, and posted his best yardage total (59 yds.) since Wk. 2 at S.F. (95). His two kickoff returns, for 39 yds. (19.5), came at the Jets (12/8), and were the first of his career. Anderson scored his second rushing touchdown of the season at Sea. (11/17) on a 9-yd. run in the 3rd qtr., as he handled all the fullback duties but did not start because the Broncos opened the game in a two-tight end set. In Wk. 8 at N.E. (10/27) he passed Bobby Humphrey (2,386) for seventh on Denver's all-time rushing list. Anderson caught a season-high four passes for 19 yards at K.C. (10/20) and also scored his first rushing touchdown of the season on a 2-yd. run to tie the game at 34-34 with 21 seconds remaining in regulation. Versus Mia. (10/13) Anderson didn't start because the Broncos opened in with two tight end, but did handle all fullback duties and posted the longest pass reception of his career, a 52-yarder from Brian Griese, en route to a career-best 53 receiving yds. in the game. He also caught a 1-yd. scoring pass from Griese in the 4th qtr. for his second career receiving touchdown, which pulled Denver to within 21-19. Anderson was active but did not play vs. S.D. (10/6) due to a sprained left ankle suffered a week earlier at Balt. (9/30). He left in the 3rd qtr. of that game and did not return. Anderson's first career receiving touchdown came at S.F. (9/15) in Wk. 2 to give Denver a 10-7 lead in the 3rd qtr. In the S.F. game he also rushed 10 times for a season-best 95 yds.

**OFF THE FIELD**

*Mike Anderson was named NFL Offensive Rookie of the Year by the Associated Press in 2000, garnering 40 of the 50 media votes to become the first Bronco to win the award. His path to the NFL is what made the story so remarkable. Anderson did not play football in high school at Fairfield (S.C.) Central. He turned out for the team, but became a drummer in the school's marching band when coaches insisted he play offensive line instead of running back. Upon graduation, he enlisted in the Marine Corps, and spent parts of his four years on peace-keeping missions in Somalia and Kenya. It was at Camp Pendleton where he took up football again, which led to a two-year stop at Mt. San Jacinto Community College—where he earned All-America honors—and the University of Utah, where he rushed for 2,404 yards in two seasons. Anderson was drafted by the Broncos in the sixth round (189th) in 2000 at age 26.*

**ALL-TIME NFL ROOKIE RUSHING LEADERS****Most Rushing Yards in a Rookie Season, NFL History**

Player	Team	Year	Yards	Att.	Avg.	TD
1. Eric Dickerson	L.A. Rams	1983	1,808	390	4.6	18
2. George Rogers	New Orleans	1981	1,674	378	4.4	13
3. Otis Anderson	St. Louis Cardinals	1979	1,605	331	4.8	8
4. Edgerrin James	Indianapolis	1999	1,553	369	4.2	13
5. Clinton Portis	Denver	2002	1,508	273	5.5	15
6. Mike Anderson	Denver	2000	1,487	297	5.0	15
Curtis Martin	New England	1995	1,487	368	4.0	14

**2001:** Anderson played in all 16 games and started seven, rushing for 678 yds. and four touchdowns on 175 carries (3.9), while also catching eight passes for 46 yds. (5.8) with a long of 16. He posted his second-best rushing performance of the season at Dal. (11/22), rushing for 118 yds. on 33 carries (3.6) and one touchdown after replacing Olandis Gary (fractured left fibula) in the 1st qtr. It was his second 100-yd. game of the season and the eighth of his career. Anderson started his seventh game vs. Wash. (11/18)—his final start of the season—with Terrell Davis recovering from arthroscopic surgery, and rushed for 31 yds. on 13 carries (2.4). He also caught one pass for 16 yds., his longest reception of the season. Anderson played in a reserve role at Oak. (11/5) with Davis back in the lineup, and rushed for 44 yds. on five carries (8.8), as well as rushing for a two-point conversion. He scored his third touchdown of the season vs. N.E. (10/28), while carrying for 40 yds. on 14 carries (2.9). The touchdown was the 18th of his career, moving him into seventh all-time by a Bronco, ahead of Gerald Willhite. Anderson had a breakout game vs. K.C. (10/7) rushing for 155 yds. on 22 carries (7.0), with two touchdowns, scoring on a season-best 62-yd. run. The 155 yds. represented the fourth-best figure of his career, and his best at home. Anderson's previous home high was 131, twice during his rookie season. He also logged his fifth career 100-yd. half, gaining 106 in the first half. Anderson moved into the starting lineup in Wk. 2 at Ariz. (9/23) for the injured Davis (right knee) and rushed for 58 yds. on 19 carries (3.1), with a long of 12 yards. He played in a reserve role in the opener vs. the Giants (9/10) and rushed for 10 yds. and a touchdown on six carries.

**2000:** Anderson was named NFL Offensive Rookie of the Year by the Associated Press, *Pro Football Weekly* and *Football Digest*; NFL Rookie of the Year by *USA Today*; NFL Offensive Rookie of the Month and AFC Offensive Player of the Month for December and NFL Offensive Rookie of the Month for September and earned All-Rookie honors from *Pro Football Weekly*, *Football News* and *Football Digest*. He played in all 16 games and started 12 (Gms. 2-4, 6-8 and 11-16), and was the third leading rusher in the AFC (4th NFL) with a franchise rookie-record 1,487 yards (4th best season in franchise history and tied for 5th best by a rookie in NFL history) and 15 touchdowns on 297 carries (5.0), with a long of 80. He also caught 23 passes for 169 yards (7.3) to give him a franchise rookie-record 1,656 total yards from scrimmage, seventh most in the AFC (12th NFL). Anderson's 15 touchdowns and one two-point conversion gave him 92 total points on the season, fourth most in the AFC (T5th NFL). In his last eight starts Anderson averaged 125.4 yds. per game (1,003 yds.), and in his 12 starts overall averaged an NFL-best 121.5 yds. per game. His 577 yds. in Games 12-14 was the best three-game total in franchise history (previous best: Terrell Davis, 512, 1998) and the fifth best three-game total in NFL history, while his 5.0 yds.-per-carry average was the best in the AFC (3rd NFL) this season for players with

**ANDERSON RANKS AMONG SINGLE GAME AND TWO-GAME BESTS****Most Rushing Yards in a Single Game by a Rookie, NFL History**

Player	Team	Opponent	Date	Yards	Att.	Avg.	TD
1. Mike Anderson	Denver	New Orleans	12/3/00	251	37	6.8	4
2. Corey Dillon	Cincinnati	Tennessee	12/4/97	246	39	6.3	4
3. Jim Brown	Cleveland	L.A. Rams	11/24/57	237	31	7.6	4

**Most Rushing Yards in a Single Game, NFL History**

Player	Team	Opponent	Date	Yards	Att.	Avg.	TD
1. Corey Dillon	Cincinnati	vs. Denver	10/22/00	278	22	12.6	2
2. Walter Payton	Chicago	vs. Minnesota	11/20/77	275	40	6.9	2
3. O.J. Simpson	Buffalo	at Detroit	11/25/76	273	29	9.4	2
4. Shaun Alexander	Seattle	vs. Oakland	11/11/01	266	35	7.6	3
5. Mike Anderson	Denver	at New Orleans	12/3/00	251	37	6.8	4

**Most Rushing Yards in Consecutive Games, NFL History**

Player	Team	Yards	Dates	Opponents	Yds. in each Game
1. O.J. Simpson	Buffalo	476	11/25/76-12/5/76	at Detroit and at Miami	273 and 203
2. Walter Payton	Chicago	467	11/13/77-11/20/77	vs. K.C. and vs. Minn.	192 and 275
3. Mike Anderson	Denver	446	11/26/00-12/3/00	at Seattle and at N.O.	195 and 251



## ANDERSON ETCHES NAME IN BRONCOS RECORD BOOK

### Broncos All-Time Top Five Single-Game Rushing and Total Yardage Marks

Rushing					Total Yardage				
Player, Opp. (Date)	Att	Yds	TD		Player, Opp. (Date)	Yds	Rush	Rec	TD
1. Mike Anderson at N.O. (12/3/00)	37	251*	4		1. Anderson at N.O. (12/3/00)	256	251*	5	4
2. Clinton Portis vs. Ari. (12/29/02)	24	228	2		2. Portis vs. Ari. (12/29/02)	246	228	18	2
3. Terrell Davis vs. Cin. (9/21/97)	27	215	1		3. Davis at Buf. (10/26/97)	236	207	29	1
4. Terrell Davis at Sea. (10/11/98)	30	208	1		4. Davis vs. Cin. (9/21/97)	228	215	13	1
5. Terrell Davis at Buf. (10/26/97)	42	207	1		5. Davis at S.D. (11/30/97)	214	178	36	1

\*NFL rookie records

100 or more carries and ranked third in franchise history (No. 1 by a rookie). Anderson's 15 rushing touchdowns led the AFC and ranked second in the NFL; set a franchise rookie record; tied for second most by a Bronco in a single season; tied for second most by a rookie in NFL history and already placed him eighth on Denver's all-time career list. Anderson led all NFL rookies in rushing yards, touchdowns, rushing touchdowns, scoring and first downs (84), and ranked second in total yds. from scrimmage. He also ranked fourth in the AFC (T5th NFL) in total touchdowns and tied for fifth in first downs (T7th NFL). Additionally, Anderson's 297 rushing attempts were the most by a rookie in Broncos history and were fourth most overall in franchise history. Anderson's six 100-yd. rushing games tied the franchise rookie record (Humphrey, 1989), while his four games of 30 or more carries were the most by any player in franchise history in the same season. In the season finale vs. S.F. (12/23) Anderson rushed for 85 yds. on 26 carries (3.3) and scored two touchdowns in Denver's 38-9 win to solidify the best rushing season by a rookie in Broncos franchise history. In Week 15 vs. Sea. (12/10) Anderson notched his franchise rookie-record sixth 100-yd. rushing day of the season with 131 yds. on 29 carries (4.5) with a long of 19 and two touchdowns. He became the first rookie in franchise history to rush for 100 or more yards in three consecutive games. A week earlier at New Orleans (12/3) Anderson posted the best rushing day in franchise history—and fourth best in NFL history—and set an NFL rookie record with 251 yds. on a career-high 37 carries (6.8) to earn both AFC Offensive Player of the Week and Miller Lite NFL Player of the Week. His day included a franchise-record four touchdowns, all on the ground, while his 37 carries tie for second most in team history. Anderson also set a new franchise record with 256 total yds. from scrimmage, and his combined rushing total at N.O. and at Sea. the week before (446 yds.) was the third best two-game total in NFL history (1. O.J. Simpson, 476 in 1976; 2. Walter Payton, 467 in 1977). He surpassed Gary's rookie single-season record of 1,159 yds. (1999) in the game and set a new standard for rushing TDs by a rookie, breaking the record of 7 held by Gary (1999), Terrell Davis (1995) and Bobby Humphrey (1989). In the Saints game he became the first player in franchise history to rush for more than 100 yds. in both halves (146/105), and posted his second 100-yd. qtr. in as many weeks (105, 2nd qtr.) Anderson had his previous best day as a pro at Sea. (11/26) and earned AFC Offensive Player of the Week honors for the first time in his career. He broke his own franchise single-game rookie rushing record with 195 yds. and two touchdowns on 30 carries (6.5), including the longest run of his career, an 80-yd. touchdown dash in the 4th qtr. to provide the winning points in a 38-31 triumph. It was the longest scoring run by a rookie in franchise history and tied for the second longest overall. In the Seattle contest Anderson rushed for a career-best 153 yds. in a half (2nd), including his first 100-yd. qtr. (115 in the 4th). In his seventh start of the season, vs. S.D. (11/19), Anderson posted career-best receiving numbers with six catches for 41 yds. (6.8). He logged his third 100-yard

## ANDERSON AMONG ALL-TIME GREAT BRONCOS RUNNING BACKS

### Broncos All-Time Top Five Single-Season Rushing Leaders

Player	Year	Yds	Att	TD
1. Terrell Davis	1998	2,008	392	21
2. Terrell Davis	1997	1,750	369	15
3. Terrell Davis	1996	1,538	345	13
4. Clinton Portis	2002	*1,508	273	*15
5. Mike Anderson	2000	1,487	*297	*15

\*represents franchise rookie record

### Broncos All-Time Single-Season Touchdown Leaders, Total and Rushing

Player.....	Total TDs	Player.....	Rushing TDs
1. Terrell Davis, 1998.....	23	1. Terrell Davis, 1998.....	21
2. Clinton Portis, 2002.....	17	2. Mike Anderson, 2000.....	15
3. Mike Anderson.....	15	Clinton Portis, 2002.....	15
Terrell Davis, 1997.....	15	Terrell Davis, 1997.....	15
Terrell Davis, 1996.....	15	4. Terrell Davis, 1996.....	13
		5. Floyd Little, 1973.....	12

## LOWEST-DRAFTED NFL ROOKIES TO RUSH FOR 1,000 YARDS, FIRST YEAR

PLAYER	TEAM	YEAR	YDS.	DRAFT POS.
Dominic Rhodes	Indianapolis	2001	1,104	Undrafted
Terrell Davis	Denver	1995	1,117	6th (196th)
Mike Anderson	Denver	2000	1,487	6th (189th)
Don Woods	San Diego	1974	1,162	6th (134th)*
Ron Moore	Phoenix	1993	1,018	4th (87th)

\* - Woods actually drafted by Green Bay

game of the season in Week 7 vs. Cleve. (10/15) with 103 yds. on 20 carries (5.2), including a 26-yard touchdown run, his longest of the day. In Week 3 at Oakland (9/17) Anderson followed his stunning debut with an even more impressive performance, setting a new Broncos rookie record for single-game rushing and earning Miller Lite NFL Player of the Week honors. Starting for the second week in a row in place of Davis (ankle) he rushed for 187 yards—including 109 in the second half alone—on 32 carries (5.8) and caught one pass for 2 yds. in Denver's 33-24 road win. He broke Gary's rookie record of 185 yds. (at Det., 12/25/99) in posting the sixth-best rushing day overall in franchise history, and his 32 carries were second most by a Broncos rookie (tied for sixth most overall). Anderson's day included three runs of 20 yards or more (20, 23 and 29), and gave him the most rushing yards ever by a Bronco in his first two starts, while ranking as one of just nine rookies in NFL history to rush for 100 yards or more in his first two starts. Anderson made his first NFL start vs. Atlanta (9/10), filling in for the injured Davis and rushed for 131 yds. and two touchdowns on 31 carries. In so doing he became the first player in franchise history to rush for more than 100 yards on his first start. It was just Anderson's second NFL game, and his first seeing any offensive action, as he played solely on special teams in the opener at St. Louis (9/4). He scored on runs of 2 and 20 yds. in the 1st and 2nd qtrs., respectively, and caught one pass for 18 yds. on the day. Preseason: Anderson played in all four pre-season games and finished third on the team in rushing with 88 yards on 21 carries (4.2), with a long of 24 and two touchdowns. He also tied for the team lead with five special teams tackles and returned one kickoff for 26 yards. In the Broncos' AFC Wild Card playoff loss at Baltimore (12/31) Anderson started at halfback and rushed for 40 yds. on 15 carries and caught two passes for 10 yds. (5.0).

**COLLEGE:** Anderson was a two-time all-conference honoree at Utah where he finished his two-year career with the best per-game rushing average in school history (102.4). He led the Western Athletic Conference in rushing as a junior with 1,173 yards and 12 touchdowns on 244 carries and served as team captain in his senior campaign when he rushed 1,231 yards and 12 touchdowns on 229 carries to earn All-Mountain West Conference honors. Anderson's 254 rushing yards in the 1999 Las Vegas Bowl set a new school record in his final collegiate game, and followed a 204-yard outburst on 32 carries in his final regular season game vs. New Mexico. He was an exercise and sport science major at Utah. Anderson transferred to Utah from Mt. San Jacinto Community College where he was a two-time JUCO All-American (1996-97) and team most valuable player. He was named California State JUCO Offensive Player in '97 when he rushed for 1,686 yards, following a 1,511-yard season in '96 that culminated with his team winning the L.A. Bowl.

**PERSONAL:** Anderson is a graduate of Fairfield Central High School in Fairfield, S.C., where he did not compete in sports. He played drums in the school's marching band. Anderson spent four years in the United States Marine Corps upon completion of high school. Michael Moschello Anderson was born Sept. 21, 1973 in Winnsboro, S.C. He has two sons, Ritho (8) and Mike, Jr. (2), and one daughter, Mykah Chanel (1).

## ANDERSON'S REGULAR SEASON RECORD

Year	Club	RUSHING						RECEIVING				SCORING			
		G	S	No.	Yds.	Avg.	LG	TD	No.	Yds.	Avg.	LG	TD	TD	Pts.
2000	Denver	16	12	297	1,487	5.0	80t	15	23	169	7.3	18	0	15	92
2001	Denver	16	7	175	678	3.9	62t	4	8	46	5.8	16	0	4	26
2002	Denver	15	12	84	386	4.6	32	2	18	167	9.3	52	2	4	24
CAREER TOTALS		47	31	556	2,551	4.6	80t	21	49	382	7.7	52	2	23	142

## ANDERSON'S POSTSEASON RECORD

Year	Club	RUSHING						RECEIVING				SCORING			
		G	S	No.	Yds.	Avg.	LG	TD	No.	Yds.	Avg.	LG	TD	TD	Pts.
2000	Denver	1	1	15	40	2.7	13	0	2	10	5.0	8	0	0	0

## ANDERSON'S SINGLE GAME HIGHS

(Postseason in parenthesis)

**Most rushes** — 37 at New Orleans, 12/3/00 (15 at Baltimore, 12/31/00). **Most rushing yards** — \*251 at New Orleans, 12/3/00 (40 at Baltimore, 12/31/00). **Longest rush** — 80 (TD), at Seattle, 11/26/00 (13 at Baltimore, 12/31/00). **Most rushing TDs** — 4 at New Orleans, 12/3/00 (none). **Most receptions** — 6 vs. San Diego, 11/19/00 (2 at Baltimore, 12/31/00). **Most receiving yards** — 51 vs. Miami, 10/13/02 (10 at Baltimore, 12/31/00). **Longest reception** — 52 vs. Miami, 10/13/02 (8 at Baltimore, 12/31/00). **Most receiving TDs** — 1 vs. Miami, 10/13/02 and at San Francisco, 9/15/02 (none). **Most rushing yards in one quarter** — 115 (4th qtr.) at Seattle, 11/26/00. **Most rushing yards in one half** — 153 (2nd half) at Seattle, 11/26/00. **Most total yards** — \*256 (251 rush./5 rec.) at New Orleans, 12/3/00 (50 (40 rush./10 rec.) at Baltimore, 12/31/00). **Most total touchdowns** — 4 (all rush.) at New Orleans, 12/3/00 (none). **Most kickoff returns** — 2 at New York Jets, 12/8/02 (none). **Most kickoff return yards** — 39 at New York Jets, 12/8/02 (none). **Longest kickoff return** — 23 at New York Jets, 12/8/02 (none). \*NFL Rookie Record; Broncos franchise record



## MARK BANIEWICZ

6-6 • 304 • 3RD YR. • SYRACUSE

**BORN:** March 24, 1977 in Fairport, N.Y.  
**HIGH SCHOOL:** Fairport High School, Fairport, N.Y.  
**RESIDES:** Fairport, N.Y.  
**ACQUIRED:** Free Agent, 2003  
**PRO YEAR:** 3rd • **YEAR WITH BRONCOS:** 1st  
**NFL GAMES PLAYED/STARTED:** 0/0 • **POSTSEASON:** 0/0

69  
TACKLE

Mark Baniewicz comes to the Broncos after being out of football in 2002, and will provide valuable depth on the offensive line. After spending the entire 2001 season on injured reserve with Jacksonville, he was out of football the next year. Drafted in the seventh round (247th overall) of the 2000 NFL Draft by the Jaguars, Baniewicz spent the first 10 games of that season on the active roster before being placed on injured reserve. In those 10 weeks, he dressed on four occasions but did not see any action. Baniewicz signed with the Broncos as a free agent on March 3, 2003.

**2002:** Baniewicz was out of football.

**2001:** Baniewicz spent the entire season on Jacksonville's injured reserve list.

**2000:** Baniewicz did not play as a rookie, but split the season with stints on the 53-man roster and the injured reserve list. He was listed as No. 3 right tackle while on the active roster, and spent 10 weeks on the 53-man roster before being put on injured reserve. Baniewicz dressed but did not play for four games and was inactive for six others, ailing at times with chronic tendonitis in his right knee. Finally placed on injured reserve on Nov. 14 with a stress fracture in his left patella, he underwent offseason surgery for patella tendonitis in his right knee.

**COLLEGE:** A four-year letterman and three-year starter at Syracuse, Baniewicz was a two-time GTE/CoSIDA Academic All-America pick. He started 37 consecutive games at one point in his career and played in the Senior Bowl following his senior season. In addition to earning GTE/CoSIDA Academic All-America honors as a senior in 1999, he added Burger King and National Football Foundation Scholar-Athlete accolades. After playing left tackle, grading 84.1 percent for blocking consistency, and registering 59 knockdowns for an offense that generated 3,694 yards, Baniewicz was an All-Big East Conference first-team pick. He received GTE/CoSIDA Academic All-America honors for first time as a junior in 1998, when he was also All-Big East Academic team choice. As a junior, he started all year at left tackle, making 45 knockdowns and grading 82.3 percent. A Big East Academic All-Star in 1997, Baniewicz was an All-Big East Conference first-team pick and played in every game, taking over at left tackle in the 10th game when team's starter was sidelined. He was a Big East Academic All-Star as a redshirt freshman in 1996 when he appeared in six games as a reserve tackle. Baniewicz redshirted as a freshman in 1995, and performed on the scout team as a tight end. He graduated in 1999 with a degree in finance and attended graduate school in 1999-2000.

**PERSONAL:** Baniewicz attended Fairport (N.Y.) High, where he was a *Super Prep*, Blue Chip and *Prep Football Report* All-America and All-Northeast selection. He Lettered twice in football and basketball and added another in baseball. In his hometown (Fairport, N.Y.) in 2000, the Packers—a local youth football team—started the Baniewicz Service Award for community service. In addition, he speaks to children at local elementary schools, and actively supports the community initiatives of his teammates by attending fundraising events. Baniewicz recently completed his M.B.A. from the University of North Florida. Born March 24, 1977 in Fairport, N.Y., his full name is Mark Jeffrey Baniewicz. His last name is pronounced: BAN-uh-wits.

## BANIEWICZ'S REGULAR SEASON RECORD

Year	Club	G	S
2000	Jacksonville	0	0
2001	Jacksonville	Injured Reserve	
2002		Out of Football	
<b>CAREER TOTALS</b>		<b>0</b>	<b>0</b>



## BERTRAND BERRY

6-3 • 250 • 6TH YR. • NOTRE DAME

**BORN:** August 15, 1975 in Houston, Texas  
**HIGH SCHOOL:** Humble High School, Humble, Texas  
**RESIDES:** Houston, Texas  
**ACQUIRED:** Free Agent, 2001  
**PRO YEAR:** 6th • **YEAR WITH BRONCOS:** 3rd  
**NFL GAMES PLAYED/STARTED:** 72/14 • **POSTSEASON:** 1/0

92

DEFENSIVE END

Bertrand Berry has continued to grow into the player the team was hoping for when the Broncos signed him as a free-agent pickup in 2001, by giving the club depth at defensive end and providing a spark in pass rushing situations with his quickness. Berry showed his talents in 2002 by picking up 6.5 sacks (-30), which ranked second on the team. He will compete for a possible starting job in 2003 as he battles with other challengers at the position. Berry has played in 72 career games (14 starts) and posted 110 tackles (75 solo), including 13.5 sacks (-75), as well as six passes defended, three forced fumbles, four fumble recoveries and 33 special teams tackles. He entered the NFL in 1997 as the Colts' third round draft choice (89th overall) out of Notre Dame and played three seasons in Indianapolis. He spent the 2000 season out of football before signing with the Broncos Jan. 2, 2001.

**2002:** Berry played in a reserve role in all 16 games and made one start (at Oak., 12/22), posting 14 tackles (12 solo), including a career-high 6.5 sacks (-30) to rank second on the team, as well as two passes defended, two fumble recoveries and six stops on special teams. He made his one start at Oak. (12/22) and posted two solo tackles, including a sack of Rich Gannon for a 5-yd. loss, raising his sack total to 6.5. Berry also recovered a fumble by Gannon that was forced by Ian Gold. At the Jets (12/8) he improved his sack total to 5.5 when he combined with Izell Reese to drop Chad Pennington for a 12-yd. loss. Berry recorded a season-high three tackles at Sea. (11/17), including a sack (-1), as well as his first pass defense of the year. In Wk. 8 at N.E. (10/27) Berry posted the first multi-sack game of his career, dropping Tom Brady on two occasions (-2 yards), giving him three sacks in a two-game span. His second sack of the season came at K.C. (10/20) when he dropped Trent Green for a 7-yd. loss. Berry recovered a fumble at Balt. (9/30) after Tyrone Poole sacked Chris Redman and stripped him of the football. He registered his first sack of the season in Wk. 3 on Buffalo's Drew Bledsoe (9/22) for a 9-yd. loss.

**2001:** Berry played in 14 games, in a reserve role on the defensive line, and posted 17 tackles (13 solo), including two sacks (-12), as well as two fumble recoveries and a pass deflection. He also contributed five tackles on special teams. For the second week in a row, Berry saw extensive action vs. Oak (12/30), making two tackles and recovering a fumble. His recovery, after a sack and forced fumble by Bill Romanowski on Rich Gannon, set up a Broncos 1st-qr. field goal. Berry registered two solo tackles at K.C. (12/16), including a sack of Trent Green for a 5-yd. loss. He returned to action vs. Sea. (12/9) after missing the previous two games with a separated left shoulder and registered a sack on Seahawks quarterback Matt Hasselbeck for a 7-yd. loss. He was declared inactive at Mia. (12/2) and at Dal. (11/22) because of a shoulder injury suffered vs. Wash. (11/18). The injury occurred in the 3rd qtr. and kept him out of the remainder of the game. Berry saw his most extensive action of the early-season vs. N.E. (10/28) and made a season-high four tackles (2 solo). His first fumble recovery came at Ariz. (9/23) and his pass deflection came at Oak. (11/5).

**2000:** Berry was out of football after going through training camp with St. Louis.

**1999:** Berry played in all 16 games for the Colts, registering nine tackles (four solo), one sack, 18 special teams tackles and one forced fumble.

**1998:** Berry started 12 of the 13 games he played in and posted 58 tackles (41 solo), four sacks, two forced fumbles and two passes defended. He also added three special teams stops. His sacks came against the Jets, Chargers, Seahawks and 49ers.

**1997:** Berry played in 10 games (one start) and registered 12 tackles (five solo) and one pass defended as a rookie with Indianapolis. He was a third round pick (86th overall) by the Colts.

**COLLEGE:** Berry was a four-year letterman and three-year starter at Notre Dame where played in 44 games (32 starts) and made 187 tackles (127 solo), including 16.5 sacks. As a senior he had 60 stops (34 solo) 13 quarterback pressures and 10 sacks, including three sacks in a game against Washington. He was a communication and theater major at Notre Dame.

**PERSONAL:** A native of Houston, Texas, Berry was a three-sport (football, basketball, track) star at Humble (Texas) High School. In the offseason while in Indianapolis he was an instructor for Colts 101, an annual women's football clinic. Bertrand Demond Berry was born Aug. 15, 1975 in Houston, Texas. He and his wife, Shellie, have two daughters, Alana (3) and Desiree (2), and reside in Houston.

#### BERRY'S REGULAR SEASON RECORD

Year	Club	G	S	UT	A	TT	S-Yds.	I-Yds.	PD	FF	FR	TD-Int.	TD-FR	S	Pts.
1997	Indianapolis	10	1	5	7	12	0-0	0-0	1	0	0	0	0	0	0
1998	Indianapolis	16	12	41	17	58	4-27	0-0	2	2	0	0	0	0	0
1999	Indianapolis	16	0	4	5	9	1-6	0-0	0	1	0	0	0	0	0
2000							OUT OF FOOTBALL								
2001	Denver	14	0	13	4	17	2-12	0-0	1	0	2	0	0	0	0
2002	Denver	16	1	12	2	14	6.5-30	0-0	2	0	2	0	0	0	0
<b>CAREER TOTALS</b>		<b>72</b>	<b>14</b>	<b>75</b>	<b>35</b>	<b>110</b>	<b>13.5-75</b>	<b>0-0</b>	<b>6</b>	<b>3</b>	<b>4</b>	<b>0</b>	<b>0</b>	<b>0</b>	<b>0</b>

**ADDITIONAL STATISTICS:** Special teams tackles — 1997 (3), 1998 (3), 1999 (18), 2001 (5), 2002 (4), TOTAL (33).

#### BERRY'S POSTSEASON RECORD

Year	Club	G	S	UT	A	TT	S-Yds.	I-Yds.	PD	FF	FR	TD-Int.	TD-FR	S	Pts.
1999	Indianapolis	1	0	2	3	5	0-0	0-0	0	0	0	0	0	0	0

**ADDITIONAL STATISTICS:** Special teams tackles — 1999 (1).



### STEVE BEUERLEIN

6-3 • 220 • 17TH YR. • NOTRE DAME

**BORN:** March 7, 1965 in Hollywood, Calif.

**HIGH SCHOOL:** Servite High School, Anaheim, Calif.

**RESIDES:** Charlotte, N.C.

**ACQUIRED:** Free Agent, 2001

**PRO YEAR:** 17th • **YEAR WITH BRONCOS:** 3rd

**NFL GAMES PLAYED/STARTED:** 143/100 • **POSTSEASON:** 5/2

QUARTERBACK

**S**teve Beuerlein returns to the Broncos for his 17th NFL season, and will provide tutelage and experience for Jake Plummer in 2003. After coming back from an elbow injury that forced him to spend the 2001 season on injured reserve, he played well last season in both a starting and a backup role in 2002. A seasoned veteran, he came to Denver from Carolina where he led the NFL in completions in 1999 and was selected to his first Pro Bowl, in his 13th season, which tied him with St. Louis Cardinals offensive lineman Bob Young (1978) for the most seasons played before earning an initial Pro Bowl selection. Beuerlein was also the second-oldest quarterback to be selected to a Pro Bowl behind Buffalo's Doug Flutie who was 36 at the time of his selection in 1998. He had started 44 consecutive games through the end of the 2000 season, the third longest streak in the league at the time. Beuerlein has played in 143 career games (100 starts) in 16 seasons and has a record of 46-54 (.460) as a starter. Beuerlein has completed 1,861 of 3,265 passes (57%) for 23,657 yards and 145 touchdowns with 107 interceptions and has rushed for 451 yards on 216 carries (2.1) and five touchdowns. In five postseason games (two starts) Beuerlein has 271 passing yards, five rushing yards, one touchdown pass and one interception. He earned a Super Bowl ring with Dallas in 1992 as Troy Aikman's backup. Beuerlein entered the NFL in 1987 as a fourth round selection of the Los Angeles Raiders (110th overall) out of Notre Dame. He played four seasons with the Raiders (1987-90), followed by stints with the Cowboys (1991-92), Cardinals (1993-94), Jaguars (1995) and Panthers (1996-2000).

**2002:** Beuerlein played in eight games after taking over duties as the holder in the ninth game, vs. Oak. (11/11), and started three (vs. Ind., 11/24; at S.D., 12/1 and vs. Ariz. 12/29). He threw for 925 yds. on 68 of 117 passing (58.1%) with six touchdowns and five interceptions, for a passer rating of 82.7. Beuerlein made his third start vs. Ariz. (12/29) and completed 16-of-24 passes for 203 yds., and two touchdowns for a passer rating of 120.7. His touchdowns covered 5 yds. to Ashley Lelie and 10

yds. to Rod Smith, both in the second half. Beuerlein entered the game at Oak. (12/22) in relief of Brian Griese—who suffered a knee injury in the 2nd qtr.—completed 13-of-28 passes (46.4%) for 234 yds. with one interception. His longest completion of the season came in the game, a 48-yarder to Ashley Lelie, and he also rushed for nine yds. on two carries, including a 1-yd. touchdown run. At S.D. (12/1), Beuerlein completed 22-of-39 for a season-high 288 yds., one touchdown and two interceptions. He completed 15 of 24 (62.5) for 185 yds. with a touchdown and two interceptions vs. Ind. (11/24), in his first start since Dec. 24, 2000 (at Oak., while playing for Carolina). Beuerlein saw his first offensive action as a Bronco a week earlier at Sea. (11/17), replacing Brian Griese (knee) late in the 3rd qtr. He completed his only two pass attempts for touchdowns, the first covering 1 yd. to Patrick Hape and the second 14 yds. to Rod Smith. The touchdown pass to Hape, which put Denver ahead 17-6, was Beuerlein's first since Dec. 17, 2000 when he hit Isaac Byrd for a 34-yd. score vs. San Diego, one of two Beuerlein touchdown tosses on the day. It was Beuerlein's first offensive action since the final game of the 2000 season.

**2001:** Beuerlein was placed on injured reserve Oct. 5, because of a preseason elbow injury. He underwent surgery Oct. 10. Beuerlein signed with the Broncos May 30 after being released by the Panthers March 19.

**2000:** Beuerlein started all 16 games for Carolina, completing 324 of 533 passes (60.8%) for 3,730 yds. and 19 touchdowns with 18 interceptions. He also rushed for 106 yds. on 44 carries (2.4) and scored once. Beuerlein finished the season having started 44 consecutive games, which ranked as the third longest active streak among NFL quarterbacks behind Brett Favre (141) and Peyton Manning (48). In the season opener at Washington (9/3) he completed 17 of 26 passes for 183 yds. and a touchdown and rushed twice for 10 yds. His lone touchdown pass was a 20-yarder to Wesley Walls. Beuerlein became the first quarterback to start consecutive season openers in the team's brief history. The next week at San Francisco (9/10) he completed a season-high 24 of 32 passes for a season-high 364 yds. with three touchdowns and one interception. The 364 yds. passing ranked as the third highest single-game total in team history. He directed an offense that felt one yard shy of having three 100-yd. receivers for the first time in franchise history with Donald Hayes totaling 115 yds., Muhsin Muhammad 108 yds., and Walls 99 yds. He also set the team record with an average of 11.38 yds. per attempt, eclipsing the previous mark of 10.57 set by Kerry Collins at Atlanta in 1996 (11/3). Versus St. Louis (12/3) he completed 20 of 30 for 195 yds. with two interceptions to become the first signal-caller in the team history to pass for more than 3,000 yds. in consecutive seasons.

**1999:** In a season that ranks among the best in NFL history, Beuerlein's 4,436 passing yds. and 36 touchdowns earned him distinction as one of just 11 passers (now 12) in NFL history to record more than 4,000 yds. and 30 touchdowns in a season, as he started all 16 games for Carolina. The feat was rewarded with his first career Pro Bowl selection, making him the second-oldest quarterback selected for a postseason trip to Hawaii, behind Buffalo's Doug Flutie who was 36 in 1998. Beuerlein's passing total amounted to the 11th most passing yds. in a season in NFL history while his 36 touchdowns tied Steve Young for sixth most in a single season. For the season he posted a 94.6 quarterback rating on 343 of 571 passing (60.1%) for 4,436 yds. with 36 touchdowns and 15 interceptions in addition to rushing 27 times for a career-high 124 yds. and two touchdowns. Beuerlein led the League in passing yds. and completions and ranked second in touchdown passes, quarterback rating and pass attempts. He entered the year with three 300-yd. passing days to his credit but recorded five such outings in 1999 with 373 at Green Bay (12/12); 368 vs. San Francisco (12/18); 334 at Washington (10/3); 332 vs. New Orleans (1/2) and 300 at San Francisco (10/17). Not known for his mobility, his improbable 5-yd. touchdown run on fourth-and-goal with no time remaining at Green Bay earned the Panthers an upset 33-31 win, marking the first victory for a visiting team at Lambeau Field in December since 1991. Beuerlein's 29 completions (on 43 attempts) and 373 passing yds. set team single-game marks. He also set a team record with five passing touchdowns vs. New Orleans (1/2) in the season finale. Beuerlein began the season by completing 16 of 32 passes for 207 yds. with one touchdown, a 5-yd. pass to Wesley Walls, and an interception at New Orleans (9/12), before throwing for three touchdowns and 216 yds. on 16 of 26 passing with one interception vs. Jacksonville (9/19), with scoring passes of 1 and 10 yds. to Walls and 60 yds. to Muhsin Muhammad. Versus Cincinnati (9/26) Beuerlein threw a 4-yd. touchdown to Walls among 17 completions on 23 attempts for 204 yards. At Washington (10/3) he posted 334 passing yards, the fourth 300-yd. passing day of his career and first of the season, completing 23 of 47 attempts with a touchdown on a 6-yd. scoring pass to Walls. Beuerlein added his fifth career 300-yd. passing day the following week at San Francisco (10/17) with an even 300 yds. on 23 completions among 36 attempts with four touchdowns, a 22-yarder to Muhammad, a 25-yarder to Walls and 7- and 33-yarders to Patrick Jeffers, as well as three interceptions. He was 26 of 47 for 299 yds. with no touchdowns and one interception vs. Detroit (10/24), ending a team-record streak of 11 straight games with a touchdown pass. Beuerlein completed 21 of 35 passes for 256 yds. with three interceptions at Atlanta (10/31) before throwing for 281 yds. on 21 of 34 passes with three touchdowns



vs. Philadelphia (11/7), tossing scoring passes of 4 and 12 yds. to Muhammad and 21 yds. to Jeffers. When he was relieved by Steve Bono in the fourth quarter of the Philadelphia game it ended a streak of 1,185 consecutive plays in a 20-game span during which he did not miss a snap. At St. Louis (11/14) Beuerlein completed 24 of 39 passes for 286 yards, including a 14-yd. touchdown pass to Walls and two interceptions. He set a team record with 15 consecutive completions, connecting on the first nine passes of the game at the Rams after completing his final six passes vs. Philadelphia. Beuerlein totaled 199 yds. on 21 of 27 passing with two touchdowns in three quarters at Cleveland (11/21) with an 8-yd. strike to Walls and a 1-yd. toss to Brian Kinchen, which was also the 100th touchdown pass of his career. Versus Atlanta (11/28) Beuerlein completed 18 of 27 passes for 262 yds. with three touchdowns, posting a 135.1 quarterback rating for the game. Versus St. Louis (12/5) He completed 21 of 42 passes for 266 yds. with three touchdowns on passes of 15 yds. to Walls, 36 yds. to Donald Haynes and 71 yds. to Jeffers, in addition to two interceptions. At Green Bay (12/12) in one of the most memorable games in the Panthers' five-year history, Beuerlein re-wrote the team's record books for passing, but also had one of the most exciting plays in team history with a 5-yd. quarterback draw for a touchdown on fourth-and-goal as time expired to give Carolina a 33-31 victory. He set team marks with 29 completions for 373 yds. on 42 attempts in addition to three touchdowns, with tosses of 35 and 38 yds. to Jeffers and 26 yds. to Kinchen. Beuerlein directed the team to scores on all four second-half possessions netting three touchdowns and a field goal. He was equally masterful the following week vs. San Francisco (12/18), throwing for 368 yds. with four touchdowns in addition to 20 yds. rushing, including a season-long 16 yd. run. His 136.7 single-game quarterback rating was his highest as a Panther, as he directed the offense to scores on its first four possessions, creating a streak of eight consecutive drives with scores dating back to the previous game at Green Bay. Beuerlein threw touchdown passes of 8, 14 and 7 yds. to Muhammad as well as a 55-yarder to Jeffers, while his 368 passing yds. made him the most prolific passer in team history with 8,356 yards, eclipsing the previous mark of 8,306 held by Kerry Collins. At Pittsburgh (12/26) he completed 18 of 35 passes for 263 yds. and two touchdowns, including a career-long 88-yd. score to Jeffers as well as a 43-yd. "Hail Mary" touchdown to Jeffers with seconds remaining in the first half. In the season finale vs. New Orleans (1/2) Beuerlein threw a career-high five touchdowns among 22 completions on 41 attempts for 322 yards. He threw touchdowns of 7 yds. to Muhammad, 37 and 15 yds. to Walls and 40 and 32 yds. to Jeffers as he closed the season with three 300-yd. passing games in the final four contests. For the season the Panthers' offense set single-season team records for points with 421 and net yds. with 5,698. In the Pro Bowl (2/6) Beuerlein completed four of seven passes for 85 yds. and a touchdown.

**1998:** Operating with efficiency, Beuerlein directed the Panthers to 20 or more points in nine of his 12 starts and completed 216 of 343 attempts to tie for the league's No. 1 ranking with a 63.0 completion percentage. He threw for 2,613 yds. and a team-record 17 touchdowns, along with 12 interceptions. Overall, his 88.2 season rating placed him fifth in the NFC. After seeing no action as a reserve in the first four games of the season Beuerlein became the Panthers starter in dramatic fashion and responded masterfully. Playing in his first game as a full-time starter he faced his former Cowboys mates at Dallas (10/11) and completed 22 of 32 attempts for 286 yds. and three touchdowns with one interception. He completed his first 12 passes of the game and, combined with two completions from the final game of 1997, set a team mark for consecutive completions with 14. In the first half alone Beuerlein completed 12 of 13 passes with two touchdowns and completed 16 of 17 passes through the first three quarters. He threw scoring passes of 35 and 16 yds. to Rocket Ismail and a 3-yd. score to William Floyd. The following week at Tampa Bay (10/18) Beuerlein completed 22 of 31 passes for 234 yards. Versus Buffalo (10/25) in an ESPN Sunday Night game he threw for 286 yds. on 22 of 39 passing with one touchdown, an 8-yd. pass to Mark Carrier, and two interceptions. A week later vs. New Orleans (11/1) Beuerlein completed 13 of 17 passes for 132 yards, two touchdowns and one interception with touchdown passes of 1 yd. to Muhammad and 33 yds. to Ismail. At San Francisco (11/8) he threw for 265 yds. and a touchdown, a 20 yarder to Ismail, on 25 of 41 passing before completing 17 of 30 passes for 160 yds. with two interceptions vs. Miami (11/15). Beuerlein increased his record to 2-0 as a starter at St. Louis (11/22) with a team single-game record 80.76 completion percentage on 21 of 26 passing for 211 yds. with two touchdowns and an interception. His scoring tosses went 1 and 13 yds. to Walls. Beuerlein completed 18 of 33 passes for 235 yds. with three touchdowns and an interception vs. San Francisco (12/6), including touchdown strikes to Muhammad (12 yds.), Ismail (40) and Anthony Johnson (38). He completed 16 of 25 passes for 264 yds. with a touchdown and two interceptions vs. Washington (12/13), including a 29-yd. screen pass for a score to Tshimanga Biakabutuka, before completing 15 of 25 passes for 193 yds. and two touchdowns vs. St. Louis (12/20), including a 3-yd. touchdown to Muhammad and season-long 68-yd. scoring throw to Luther Broughton.

**1997:** Beuerlein was a significant contributor for the Panthers, starting three games and appearing in relief four times, including appearances in three of the last four weeks of the season. His 58.2% com-

pletion rate was his highest mark since 1993 and his 109.9 fourth-quarter passer rating ranked third in the NFL. With Kerry Collins' preseason injury sidelining him for the first two games of the season Beuerlein started the season opener vs. Washington (8/31) and completed 12 of 26 passes for 108 yds. with a touchdown and an interception. He rebounded the following week at Atlanta (9/7), completing 21 of 35 passes, including 11 of 15 passes for 156 yds. in the fourth quarter in a 9-6 come-from-behind win. When Collins returned to the lineup Beuerlein remained on the sideline in games at San Diego (9/14) and vs. Kansas City (9/21), before a highly-efficient outing in relief duty vs. San Francisco (9/29), completing nine of 11 passes (81.8%) for 94 yds. and two touchdowns. He completed 19 of 35 passes for 227 yds. and two touchdowns in a return to the starting lineup at Minnesota (10/12), tossing scoring passes of 16 yds. to Walls and 5 yds. to Rae Carruth. Beuerlein remained on the sideline for contests at New Orleans (10/19), vs. Atlanta (10/26), vs. Oakland (11/2), at Denver (11/9), at San Francisco (11/16) and at St. Louis (11/23), before replacing an injured Collins in the second quarter vs. New Orleans (11/30). Against the Saints he completed 17 of 27 passes for 168 yds. and an interception, suffered on a half-ending "Hail Mary" pass. At Dallas (12/8) Beuerlein entered the contest for one third-quarter series and completed one of two attempts for 38 yards. He did not play vs. Green Bay (12/14) before a valiant effort vs. St. Louis (12/20) when he entered the game in the fourth quarter and completed 10 of 17 passes for 129 yds. and a touchdown in a failed comeback attempt.

**1996:** Beuerlein played an invaluable role for the Panthers in 1996, winning three of his four starts in relief of Kerry Collins, among his eight total appearances after signing as an unrestricted free agent April 10. His 93.5 quarterback rating was the highest single-season mark of his career while his interception percentage (1.6) was his second-lowest. After not playing vs. Atlanta (9/1) and seeing spot action at New Orleans (9/8) Beuerlein had a stellar day in a starting role against San Francisco (9/22), completing 22 of 31 passes (71.0) for 290 yds. and two touchdowns with one interception, en route to a single-game quarterback rating of 108.3. He led the Panthers to scores on each of the team's first three possessions, including a game-opening touchdown drive that was the first such allowed by the 49ers defense in 28 consecutive games. Beuerlein completed 17 of 20 passes in the first half, including 11 completions in a row. Directing the Panthers to a season-high 389 yds. of total offense, he was awarded honors as the Miller Lite NFL Player of the Week. At Jacksonville (9/29) Beuerlein lost 24-14 to his former team and completed 15 of 30 passes for 219 yds. and a touchdown before leaving the game in the fourth quarter with a calf cramp. He did not play at Minnesota (10/6); appeared in the final series to run out the clock vs. St. Louis (10/13) and did not play vs. New Orleans (10/20) or at Philadelphia (10/27). Beuerlein relieved an injured Collins in the third quarter at Atlanta (11/3) and completed seven of 15 passes for 69 yds. and a touchdown in addition to a run of 12 yds. in a 20-17 loss. He filled in briefly for Collins vs. the Giants (11/10), handing off to Johnson for the team's second touchdown and completing his only pass attempt for six yards. Starting the following week at St. Louis (11/17) Beuerlein finished with 130 yds. on 13 of 28 passing with a touchdown and an interception. In a decisive second-half effort, he directed the Panthers to scores on three of their first four drives, completing nine of 14 passes for 82 yds. and a touchdown, and helped the Panthers rebound from a 10-3 halftime deficit to win 20-10. At Houston (11/24) he started for the second straight week and connected on 11 of 18 passes for 165 yds. with three touchdowns. His performance included touchdown passes of 30 and 12 yds. to Willie Green and a 40 yd. toss to Walls in his final on-field action of the season. Beuerlein was a reserve but did not play in the Panthers' last six games of the season, including playoff contests vs. Dallas (1/5) and at Green Bay (1/12).

**1995:** Beuerlein started six of the seven games in which he played for the expansion Jacksonville Jaguars and completed 71 of 142 attempts (50.0%) for 952 yards, four touchdowns and seven interceptions. He also rushed five times for 32 yards. Versus the Panthers in the Hall of Fame Game (7/29) Beuerlein played the first quarter and completed six of nine passes for 108 yds. with an interception. He started the Jaguars' inaugural regular season game vs. Houston (9/3) and completed seven passes for 54 yds. before being replaced in the third quarter. At Cincinnati (9/10) Beuerlein threw a 71-yd. touchdown before leaving the game in the middle of the second quarter with a sprained right medial collateral ligament. His pass to running back Randy Jordan was the Jaguars' first touchdown in franchise history and their longest play of the year. Inactive at the Jets (9/17) Beuerlein was active but did not play vs. Green Bay (9/24). In the team's first win the following week at Houston (10/1) he completed eight of 18 passes for 117 yds. and an interception as a starter. He was active but did not play in the Jaguars next five games before returning in substitute action at Tampa Bay (11/19), completing nine of 12 passes for 104 yards, a touchdown and an interception. He started vs. Cincinnati (11/26) and completed 18 of 34 passes for 245 yds. with a touchdown and an interception, and also started at Denver (12/3) and completed 15 of 28 passes for 198 yards, a touchdown and an interception. Beuerlein was active but did not play vs. Indianapolis (12/10) before starting for Mark Brunell at Detroit

(12/17), completing 10 of 21 passes for 136 yds. with three interceptions. He was inactive vs. Cleveland (12/24). Beuerlein was acquired by the Jaguars as the first overall pick in the 1995 Expansion Draft from the Arizona Cardinals, Feb. 15, 1995.

**1994:** Beuerlein started seven of the nine games he played for the Arizona Cardinals and completed 130 of 255 passes (51.0%) for 1,545 yds. with five touchdowns and nine interceptions. He started the season's first two games, at the Rams (9/4) and vs. the Giants (9/11), and completed 28 of 62 (45.2%) passes for 266 yards, a touchdown and three interceptions before being replaced by Jim McMahon in the Cardinals' third game. He returned to the starting lineup at Washington (10/16) and completed 16 of 34 passes for 194 yards, a touchdown and three interceptions in a 19-16 overtime win. Beuerlein was 18 of 31 for 213 yds. and a touchdown vs. Dallas (10/23) and 13 of 26 for 251 yds. vs. Pittsburgh (10/30), including completions of 63 and 51 yards. At Philadelphia (11/6) he completed 19 of 30 passes for 219 yds. and a touchdown before engineering a last-minute 10-9 victory at the Giants (11/13) while playing on a sprained knee in a gutsy 17 of 33 performance for 180 yards. After arthroscopic surgery on his knee kept him inactive for three weeks Beuerlein came off the bench vs. Cincinnati (12/18) with an eight of 13 passing performance and a game-sealing fourth-quarter touchdown drive. He did not play in the season finale at Atlanta (12/24).

**1993:** Beuerlein joined the Cardinals as an unrestricted free agent April 21 and had one of the best seasons for a Cardinals passer in team history. He completed over 60 percent of his passes eight times and over 70 percent in four games and totaled 258 completions on 418 attempts for 3,164 yds. and 18 touchdowns. His season completion percentage of 61.7 set a team mark, and he set a team record for consecutive completions, connecting on his first 14 passes at Atlanta (1/2). Beuerlein went on to connect on 27 of 33 attempts for an 81.8 percentage in the game, setting a Cardinals single-game record. He had three-touchdown-pass outings at New England (10/10), at San Francisco (10/24) and at Atlanta (1/2). Beuerlein hit on seven of nine attempts for 52 yds. vs. New Orleans (10/31) before he sprained his right knee and missed the Cardinals' next two games. At Seattle (12/19) he set career highs for completions (34), attempts (53) and passing yds. (431), and directed his team to a 30-27 overtime win.

**1992:** Beuerlein saw action in all 16 games for the Cowboys, as the team's holder on extra points and field goals. He played briefly in two games, completing two of five passes for 26 yds. vs. Seattle (10/11) and two for two attempts for 26 yds. at Detroit (11/8). Beuerlein played much of the second half in the Cowboys' regular-season finale vs. Chicago (12/27), completing eight of 11 passes for 99 yards. He played in all three Cowboys playoff contests, including the Super Bowl XXVII triumph over Buffalo, holding on extra points and field goals.

**1991:** Beuerlein re-signed with the Raiders July 8 and was traded to Dallas Aug. 25 for a fourth-round pick. He took over for an injured Troy Aikman and led the Cowboys to victories in their last five games, including the last four as a starter. Beuerlein relieved Aikman at Washington (11/24) and threw a scoring pass in a 24-21 victory for the first win of the Cowboys season-ending streak. For the year he threw for 909 yds. and five touchdowns with two interceptions on 68 of 137 passing (49.6%). In two playoff starts Beuerlein completed 16 of 31 attempts for 271 yards, a touchdown and an interception, winning 17-13 at Chicago (12/29) in the Wild Card game before losing at Detroit (1/5/92) in the NFC Divisional playoff.

**1990:** Beuerlein was active and practiced but did not play in any games due to a contract dispute with the Raiders. He was granted free agency Feb. 1, 1990 and re-signed with the club Sept. 3.

**1989:** Beuerlein played in 10 games, starting seven, and led the Raiders in passing with 108 completions on 217 attempts for 1,677 yds. and 13 touchdowns with nine interceptions. He posted season bests with 266 yds. passing on 16 of 34 attempts at the Giants (12/24).

**1988:** Beuerlein started eight games for the Raiders and completed 105 of 238 passes for 1,643 yds. and eight touchdowns. He had his first career reception in the season opener at San Diego (9/4) when he caught a 21-yd. pass from Marcus Allen and completed 13 of 29 attempts for 171 yards. Beuerlein posted his first career three-touchdown game at Houston (9/11) and had a 375-yd. effort on 19 of 38 passing vs. the Rams (9/18). He registered his career-long rush of 20 yds. at San Diego (11/6).

**1987:** A fourth-round selection (110th overall) by the Los Angeles Raiders, Beuerlein was placed on injured reserve with elbow and shoulder injuries Sept. 7.

**COLLEGE:** Beuerlein was a four-year starter for the Fighting Irish and held nearly every Notre Dame passing and total offense record when he graduated. Over his career, he posted school records for pass attempts (850), completions (437), passing yds. (6,527), total offense (6,459) and consecutive completions without an interception (119). He took over starting duties the fourth game of his freshman year. Beuerlein earned his bachelor's degree in American studies.

**PERSONAL:** Beuerlein is a graduate of Servite High School in Anaheim, Calif., where he was an All-American in football and played baseball, basketball and was a diver on the swim team. He is a single-

digit handicap golfer and was featured as one of the best golfers in the NFL by *Golf Digest* in May 2000. Also in May 2000, Beuerlein testified before a United States Senate subcommittee chaired by Sen. Arlen Specter (R-Pa.) on amyotrophic lateral sclerosis (ALS)—also known as Lou Gehrig's Disease—and the impact the disease has on its victims and families. Steve acquired an unfortunate familiarity with the disease after a former high school teammate, Jeff Sherer, who was his right tackle at Servite from 1979-82, was diagnosed with the disease in 1997. An estimated 30,000 people in the United States have ALS, a fatal disorder of the nervous system. Steve and his wife, Kristen, have two sons, Taylor (7) and Jake (4), and a daughter, Kailey (5). The family makes its home in Charlotte, N.C. Stephen Taylor Beuerlein was born March 7, 1965 in Hollywood, Calif. His last name is pronounced BURR-line.

### BEUERLEIN'S REGULAR SEASON RECORD

PASSING																	
Year	Club	G	S	Att.	Comp.	Pct.	Yds.	Yds./Att.	TD	%	Int.	%	LG	Sack/Yds.	Rtg.		
1987	L.A. Raiders						INJURED RESERVE (ELBOW & SHOULDER)										
1988	L.A. Raiders	10	8	238	105	44.1	1,643	6.90	8	3.4	7	2.9	57t	26/215	66.6		
1989	L.A. Raiders	10	7	217	108	49.8	1,677	7.73	13	6.0	9	4.1	67t	22/175	78.4		
1990	L.A. Raiders	0	0	0	0	0.0	0	0.00	0	0.0	0	0.0	—	0/0	0.0		
1991	Dallas	8	4	137	68	49.6	909	6.64	5	3.6	2	1.5	66t	6/49	77.2		
1992	Dallas	16	0	18	12	66.7	152	8.44	0	0.0	1	5.6	27	0/0	69.7		
1993	Phoenix	16	14	418	258	61.7	3,164	7.57	18	4.3	17	4.1	65t	29/206	82.5		
1994	Arizona	9	7	255	130	51.0	1,545	6.06	5	2.0	9	3.5	63	20/129	61.6		
1995	Jacksonville	7	6	142	71	50.0	952	6.70	4	2.8	7	4.9	71t	17/103	60.5		
1996	Carolina	8	4	123	69	56.1	879	7.15	8	6.5	2	1.6	40	18/136	93.5		
1997	Carolina	7	3	153	89	58.2	1,032	6.75	6	6.5	3	2.0	52	17/111	83.6		
1998	Carolina	12	12	343	216	63.0	2,613	7.62	17	5.0	12	3.5	68t	44/251	88.2		
1999	Carolina	16	16	571	343	60.1	4,436	7.77	36	6.3	15	2.6	88t	50/280	94.6		
2000	Carolina	16	16	533	324	60.8	3,730	7.00	19	3.6	18	3.4	54	62/331	79.7		
2001	Denver	0	0	PLACED ON INJURED RESERVE (ELBOW) AFTER THIRD GAME													
2002	Denver	8	3	117	68	58.1	925	7.91	6	5.1	5	4.3	52	12/78	82.7		
CAREER TOTALS		143	100	3,265	1,861	57.0	23,657	7.25	145	4.5	107	4.3	88t	323/2064	80.9		

Year	Club	Att.	RUSHING				TD	SCORING					
			Yds.	Avg.	LG	TDp		TDrt	2pt	Pts.			
1987			INJURED RESERVE										
1988	Raiders	30	35	1.2	20	0	0	0	0	0	0	0	
1989	Raiders	16	39	2.4	1	0	0	0	0	0	0	0	
1990	Raiders	0	0	0.0	—	0	0	0	0	0	0	0	
1991	Dallas	7	-14	-2.0	-1	0	0	0	0	0	0	0	
1992	Dallas	4	-7	-1.8	-1	0	0	0	0	0	0	0	
1993	Phoenix	22	45	2.0	20	0	0	0	0	0	0	0	
1994	Arizona	22	39	1.8	19	1	1	1	0	0	0	6	
1995	Jacksonville	5	32	6.4	13	0	0	0	0	0	0	0	
1996	Carolina	12	17	1.4	13	0	0	0	0	0	0	0	
1997	Carolina	4	32	8.0	20	0	0	0	0	0	0	0	
1998	Carolina	22	26	1.2	13	0	0	0	0	0	0	0	
1999	Carolina	27	124	4.6	16	2	2	2	0	0	0	12	
2000	Carolina	44	106	2.4	15	1	1	1	0	0	0	6	
2002	Denver	5	9	1.8	8	1	1	1	0	0	0	6	
CAREER TOTALS		216	451	2.1	20	5	5	5	0	0	0	24	

**ADDITIONAL STATISTICS:** Caught one pass for 21 yards in 1988.

### BEUERLEIN'S POSTSEASON RECORD

Year	Club	G	S	Att.	Comp.	Pct.	PASSING		TD	%	Int.	%	LG	Sack/Yds.	Rtg.
							Yds.	Yds./Att.							
1991	Dallas	2	2	31	16	51.6	271	8.74	1	3.2	1	3.2	45	N/A	78.8
1992	Dallas	3	0	0	0	0.0	0	0.00	0	0.0	0	0.0	—	N/A	—
<b>CAREER TOTALS</b>		<b>5</b>	<b>2</b>	<b>31</b>	<b>16</b>	<b>51.6</b>	<b>271</b>	<b>8.74</b>	<b>1</b>	<b>3.2</b>	<b>1</b>	<b>3.2</b>	<b>45</b>	<b>N/A</b>	<b>78.8</b>

Year	Club	Att.	Yds.	Avg.	LG	TD	RUSHING		TD	TDr	SCORING		2pt	Pts.
							Yds.	Avg.			TDp	TDrt		
1991	Dallas	5	5	1.0	N/A	0			0	0	0	0	0	0
1992	Dallas	1	0	0.0	N/A	0			0	0	0	0	0	0
<b>CAREER TOTALS</b>		<b>6</b>	<b>5</b>	<b>0.8</b>	<b>N/A</b>	<b>0</b>			<b>0</b>	<b>0</b>	<b>0</b>	<b>0</b>	<b>0</b>	<b>0</b>


### BEUERLEIN'S SINGLE GAME HIGHS

**Most pass attempts** — 53 at Seattle, 12/19/93. **Most pass completions** — 34 at Seattle, 12/19/93. **Most yards passing** — 431 at Seattle, 12/19/93. **Most touchdown passes** — 5 vs. New Orleans, 1/2/00. **Longest pass completion** — 88, TD, at Pittsburgh, 12/26/99. **Highest completion percentage** — 81.8 (9-11), twice, most recently vs. San Francisco, 9/29/97. **Highest single-game QB rating (min. 10 comp.)** — 136.7 vs. San Francisco, 12/18/99. **Longest rush** — 20, three times, most recently vs. New Orleans, 11/30/97. **Most rushing touchdowns** — 1, five times, most recently at Oakland, 12/22/02.

### STEVE BEUERLEIN'S 300-YARD PASSING GAMES (11)

9/18/88 vs. L.A. Rams, 375 yds.; 10/24/93 at San Francisco, 334 yds.; 12/19/93 at Seattle, 431 yds.; 10/3/99 at Washington, 334 yds.; 10/17/99 at San Francisco, 300 yds.; 12/12/99 at Green Bay, 373 yds.; 12/18/99 vs. San Francisco, 368 yds.; 1/2/00 vs. New Orleans, 322 yds.; 9/10/00 at San Francisco, 364 yds.; 10/8/00 vs. Seattle, 332 yds.; 10/22/00 vs. San Francisco, 309 yds.





## SAM BRANDON

6-2 • 200 • 2ND YR. • NEVADA-LAS VEGAS

**BORN:** July 5, 1979 in Toledo, Ohio  
**HIGH SCHOOL:** John W. North High School, Riverside, Calif.  
**RESIDES:** Riverside, Calif.  
**ACQUIRED:** Draft #4 (131st overall), 2002  
**PRO YEAR:** 2nd • **YEAR WITH BRONCOS:** 2nd  
**NFL GAMES PLAYED/STARTED:** 16/2 • **POSTSEASON:** 0/0

# 42

**SAFETY**

**S**am Brandon earned valuable playing time his rookie season, and looks to make the jump to starter in 2003. Brandon is a superb athlete who began his college career at UNLV as a wide receiver before shifting to free safety as a junior. Last season, he played in 16 games and made 18 tackles (16 solo) with two passes defended. He holds similar characteristics to his partner in the secondary, Kenoy Kennedy. Brandon is big, physical, athletic and can lay down a big hit when needed. The unquestioned leader of the UNLV defense, Brandon received the team's John Robinson Man of the Year Award in 2001, and finished his college career having played in 23 games on defense (all starts) and posted 181 tackles (113 solo), three interceptions and 16 pass deflections. Brandon was the Broncos 4th-round pick (131st overall) of the 2002 NFL Draft.

**2002:** Brandon played in all 16 games and made two starts (at K.C., 10/20 and at Sea. 11/17), posting 18 tackles (16 solo), a forced fumble, two passes defended and a fumble recovery. He added 11 more tackles on special teams to rank fifth on the team, and blocked a punt vs. S.D. (10/6) for a safety. Brandon saw significant action on defense in each of the last five games, closing with a solo tackle and a pass defended in the season finale vs. Ariz. (12/29). At Oak. (12/22) he posted two solo tackles, a week after posting three tackles and his first career pass defended vs. K.C. (12/15). He made two special teams stops in the Chargers game (12/1). Brandon started at free safety in place of Izell Reese (groin) at Sea. (11/17) and recorded two tackles and forced a fumble that he also recovered. He saw action on defense vs. Oak. (11/11) and posted two solo tackles. Brandon made his first NFL start at K.C. (10/20), replacing suspended strong safety Kenoy Kennedy, and performed well with six tackles (4 solo). His open-field tackle on Priest Holmes on a 3rd-and-2 play with 3:52 remaining in regulation forced the Chiefs to attempt a field goal, which they missed, setting up Denver's game-tying touchdown drive. Brandon blocked a Darren Bennett punt vs. S.D. (10/6), resulting in a safety to give Denver a 16-0 lead in an eventual 26-9 win. He saw his first career defensive action at Balt. (9/30) and made one solo tackle. Brandon's first career special teams tackle came in his NFL debut, vs. St. Louis (9/8), when he dropped Lamar Gordon on the 16-yd. line on a kick return.

**COLLEGE:** Brandon earned All-Mountain West Conference first-team honors and was named his team's most valuable player following an outstanding senior season at UNLV in which he started all 11 games at free safety and led the team with 99 tackles (61 solo). He also deflected nine passes, intercepted two (90 ret. yds.), recovered two fumbles and caused another. After Brandon's junior year, he earned All-Mountain West Conference honorable mention in his first season at safety. He led the team with 82 tackles (52 solo), including a stop for a 2-yd. loss, and also posted an interception (22-yd. return), seven pass breakups and a blocked field goal. Brandon sat out the entire 1999 season to fulfill academic requirements. In 1998, Brandon appeared in nine games, starting three contests (Wyoming, SMU, Tulsa) at wide receiver, and finished with 12 receptions for 122 yds. (10.2) and a touchdown. He caught five passes for 26 yds. and an 11-yd. touchdown vs. Southern Methodist, and had a career-long 32-yd. reception vs. Air Force. Brandon redshirted in 1997.

**PERSONAL:** Brandon lettered three times in football at John W. North High School in Riverside, Calif., where he helped the Huskies to a 14-0 record and a CIF championship during his junior year. He was named first team all-league in 1995-96, and was also tabbed first team All-CIF in '96. Brandon also played forward on the basketball team and competed in five track events as well, including the 200 meters. Samuel Terrill Brandon was born July 5, 1979 in Toledo, Ohio. He has two daughters, Samaya (6) and Nakayla (4).

### BRANDON'S REGULAR SEASON RECORD

Year	Club	G	S	UT	A	TT	S-Yds.	I-Yds.	PD	FF	FR	TD-Int.	TD-FR	S	Pts.
2002	Denver	16	2	16	2	18	0-0	0-0	2	1	1	0	0	0	0

**ADDITIONAL STATISTICS:** Special teams tackles – 2002 (11). Brandon blocked a Darren Bennett punt vs. San Diego (10/16/02) for a safety.



## KEITH BURNS

6-2 • 235 • 10TH YR. • OKLAHOMA ST.

**BORN:** May 16, 1972 in Greelyville, S.C.  
**HIGH SCHOOL:** T.C. Williams High School, Alexandria, Va.  
**RESIDES:** Englewood, Colo.  
**ACQUIRED:** Free Agent, 2000/Draft #7a (210th overall), 1994  
**PRO YEAR:** 10th • **YEAR WITH BRONCOS:** 9th  
**NFL GAMES PLAYED/STARTED:** 135/2 • **POSTSEASON:** 9/0

# 55

**LINEBACKER**

**K**eith Burns continues to be one of the Broncos' emotional leaders, as well as the team's leader on special teams. Since returning to Denver in 2001, Burns has provided a spark on special teams, and also provided much-needed veteran depth at linebacker. One of the most liked players in the locker room, Burns has also become a more integral part of the defensive system and has been a major part of Denver's goal-line defense. He signed with Chicago as an unrestricted free agent in 1999 and spent one season with the club before his return to Denver. Burns has played in 135 regular season games (2 starts), compiling 69 tackles (45 solo), including 1.5 sacks (-9), to go along with one interception (15 yds.), three passes defended, one forced fumble, 158 special teams tackles and six kickoff returns for 59 yds. (9.8) with a long of 18. He led the Broncos in special teams tackles in 1996 (16), 1998 (19) and 2000 (24), tied for the team lead in 1995 (16) and 2001 (21), and finished fourth in 2002 (12). Burns' post-season résumé includes nine games played, nine special teams tackles, one special teams fumble recovery and two kickoff returns for 30 yds. (15.0). He was drafted by the Broncos in the seventh round in 1994 (210th overall).

**2002:** Burns—voted by his teammates as special teams captain and the club's nominee for the Ed Block Courage Award—saw action on special teams in all 16 games and ranked fourth on the team with 12 special teams tackles, as well as a forced fumble and a blocked punt. Burns started at middle linebacker at S.D. (12/1) and made one solo tackle, but played only on special teams after the first series. He blocked a Dan Stryzinski punt in overtime at K.C. (10/20) to set up Jason Elam's game-winning field goal. Burns also played from scrimmage in the opener vs. St. Louis (9/8), replacing Al Wilson, who suffered from leg cramps. Burns posted a season-high three special teams stops at S.F. (9/15) and forced a fumble by 49ers punt returner Jimmy Williams.

**2001:** Burns played in all 16 games, making three tackles on defense (2 solo) and tying for the team lead with 21 tackles on special teams (with George Coghill), as well as a forced fumble and two recoveries. At Mia. (12/2) Burns saw his first action at linebacker since Ariz. (9/23), making one tackle, while posting three tackles on special teams. He was named special teams captain for the second half of the season. Burns added to his special teams statistics vs. Wash. (11/18) by recovering a fumble that led to the only Denver touchdown of the day. He posted three special teams tackles vs. S.D. (11/11) and one fumble recovery to set up a Jason Elam field goal. Burns saw action in a reserve role on defense in the first two games of the season (vs. NYG, 9/10 and at Ariz., 9/23), and posted his first two tackles (1 solo) in the latter contest. He played only on special teams in Games 3-11 and 13-16.

**2000:** Burns re-signed with the Broncos Sept. 19 and played in all 13 remaining games, posting two tackles (1 solo) and one pass defended. Despite missing the first three games he led the team with a career-high 24 special teams tackles—including a team-high four at N.O. (12/3) and vs. Cleve. (10/15)—and had three forced fumbles and one fumble recovery on special teams. Burns was outstanding on special teams vs. Sea. (12/10), posting two tackles, his third forced fumble and his first fumble recovery of the season. He knocked the ball from the hands of Seahawks kick returner Charlie Rogers in the third qtr. after a Denver touchdown and pounced on the ball to set up a field goal that gave the Broncos a 24-3 lead. He forced his second fumble at N.O. (12/3). Burns saw his first action vs. K.C. (9/24) and posted two special teams tackles. He added one more vs. N.E. (10/1) and two the following week at S.D. (10/8). In the latter contest he saw his only defensive action of the season and posted two stops (1 solo) and a pass defended. Burns made one tackle on special teams in Denver's AFC Wild Card Playoff Game at Balt. (12/31). Burns played in all four preseason games with Chicago and posted 21 tackles (12 solo) and one forced fumble, while also contributing four special teams tackles. He led the Bears in tackles in the first and last games of the preseason with 12 (6 solo) at the Giants and eight (6 solo) vs. Tennessee, but was waived in the final cutdown by the Bears.

**1999:** Burns signed with Chicago as an unrestricted free agent April 6 and played in 15 games with the Bears. He ranked second on the club with a then-career-high 22 special teams tackles. Defensively he added seven more stops and grabbed his first career interception (at Wash., 10/31), which he

returned 15 yds. Burns posted a special teams tackle in his first game with Chicago (vs. K.C., 9/12) and replaced an injured Sean Harris at middle linebacker in the second half at Min. (10/10). He had a season-high four tackles (2 solo) at S.D. (11/21).

**1998:** Burns played in all 16 games for the Broncos, seeing action on defense and special teams. He posted eight defensive tackles (6 solo) with one pass defended, while adding a team-leading 19 tackles on special teams, including a season-high five vs. Philadelphia (10/4). His pass defended at Washington (9/27) was the first of his NFL career. Burns left the San Diego game (11/29) in the 1st qtr. with a left thigh bruise, and did not return. Burns saw action at linebacker and on special teams in all three postseason games, making a team-leading five tackles (3 vs. Jets) on special teams and recovering a fumble. The recovery came in the 3rd qtr. of the AFC Championship Game vs. the Jets (1/17), on the kickoff that followed the Broncos' first touchdown of the day, giving Denver possession at the Jets' 31-yd. line, trailing 10-7. The possession led to a Jason Elam field goal and a 10-10 tie, en route to a 23-10 victory. Burns added a special teams tackle in Super Bowl XXXIII vs. Atlanta (1/31).

**1997:** Burns played in all 16 games and contributed on defense and special teams. He recorded three tackles on defense (2 solo), added 10 more on special teams and returned three kickoffs for 37 yards (12.3). He returned one kickoff for eight yards at Seattle (9/7) and also had one assisted tackle at Atlanta (9/28) and two solo tackles at San Diego (11/30). In the postseason Burns saw action at linebacker and on special teams in all four games, posting two special teams tackles and returning one kickoff for 16 yards in the Super Bowl. In Super Bowl XXXII vs. Green Bay Burns saw action at linebacker and also contributed one tackle and a 16-yard kickoff return on special teams. He also had a special teams stop in the AFC Championship Game at Pittsburgh on Jan. 11.

**1996:** Burns played in all 16 regular season games, primarily on special teams, but also as a backup at middle linebacker, making five tackles (two solo). He also made 16 special teams tackles, according to unofficial press box statistics, to tie for the team lead. Against Seattle (12/1) Burns was in on 11 defensive plays and made two tackles (1 solo), while also contributing one tackle on special teams. He was also involved in the goal-line stand that helped clinch the Broncos' 17-12 victory over Chicago (11/10). In Denver's AFC Divisional Playoff Game vs. Jacksonville (1/4/97) Burns made one special teams tackle and returned one kickoff for 14 yards. He had offseason surgery on his right shoulder Jan. 15, 1997.

**1995:** Burns saw action in all 16 games in his second year, playing both at linebacker and on special teams. He made 22 tackles (14 solo)—including 1.5 sacks—and forced a fumble on defense, in addition to leading the team with 16 special teams tackles. He also had two fumble recoveries on special teams. Burns recorded his first career sack against Washington (9/17), dropping Redskins quarterback Gus Frerotte for an eight-yard loss in the fourth quarter. His season high in tackles came at Seattle (10/1) when he recorded six (5 solo) and added one on special teams. Against Oakland (10/16), Burns saw his most extensive action of the season after Dave Wyman was ejected in the first quarter following a personal foul. He responded with four tackles (3 solo) and a forced fumble as the Broncos went on to shut out the Raiders 27-0. Burns recovered fumbles on special teams in back-to-back games, versus San Diego (11/19) and at Houston (11/26).

**1994:** Burns played in 11 of the Broncos' 16 games during his rookie season, including one start on opening day against San Diego (9/4). He immediately made his presence felt by recording nine tackles (8 solo), second-best on the team, in his first NFL game in place of the injured Dave Wyman. His next-best numbers came two weeks later against the Raiders (9/18) when he notched five stops (4 solo). Burns saw time primarily on special teams throughout the rest of his rookie season, finishing the year with 18 tackles (14 solo).

**COLLEGE:** Burns recorded 233 tackles (182 solo), six sacks, one interception, five fumble recoveries and three forced fumbles during his two years at Oklahoma State. He earned second-team All-America and first-team All-Big Eight honors from Football News, as well as Playboy All-America honors as a senior in 1993. He played both at strongside outside linebacker and middle linebacker during the season, leading the Cowboys with 107 tackles (80 solo) and adding one sack, three fumble recoveries and three pass deflections. Burns, who also earned first-team All-Big Eight kudos and Big Eight Defensive Newcomer of the Year honors as a junior transfer in 1992, closed out his collegiate career with an appearance in the East-West Shrine Game. He played his first two collegiate seasons at Navarro (Texas) Junior College where he earned first-team JUCO All-America honors in 1991, recording 192 tackles (102 solo), six sacks, three interceptions, six pass deflections, four forced fumbles and three fumble recoveries.

**PERSONAL:** Keith and his wife, Michelle, have two daughters, Danielle and Rachel, and a son, Keith, and make their home in Englewood, Colo. A native of Greelyville, S.C., Burns earned three letters in football, two in basketball and one in baseball at T.C. Williams High School in Alexandria, Va., where he was also a two-time all-district selection in basketball. He has his associate of arts degree from Navarro Junior College and was a sociology major at Oklahoma State. Keith enjoys bowling in his spare time. Keith Bernard Burns was born May 16, 1972 in Greelyville, S.C.

# BURNS' REGULAR SEASON RECORD

Year	Club	G	S	UT	A	TT	S-Yds.	I-Yds.	PD	FF	FR	TD-Int.	TD-FR	S	Pts.
1994	Denver	11	1	14	4	18	0-0	0-0	0	0	0	0	0	0	0
1995	Denver	16	0	14	8	22	1.5-9	0-0	0	1	0	0	0	0	0
1996	Denver	16	0	2	3	5	0-0	0-0	0	0	0	0	0	0	0
1997	Denver	16	0	2	1	3	0-0	0-0	0	0	0	0	0	0	0
1998	Denver	16	0	6	2	8	0-0	0-0	1	0	0	0	0	0	0
1999	Chicago	15	0	3	4	7	0-0	1-15	1	0	0	0	0	0	0
2000	Denver	13	0	1	1	2	0-0	0-0	1	0	0	0	0	0	0
2001	Denver	16	0	2	1	3	0-0	0-0	0	0	0	0	0	0	0
2002	Denver	16	1	1	0	1	0-0	0-0	0	0	0	0	0	0	0
<b>CAREER TOTALS</b>		<b>135</b>	<b>2</b>	<b>45</b>	<b>24</b>	<b>69</b>	<b>1.5-9</b>	<b>1-15</b>	<b>3</b>	<b>1</b>	<b>0</b>	<b>0</b>	<b>0</b>	<b>0</b>	<b>0</b>

**ADDITIONAL STATISTICS:** Forced one fumble on special teams, 2002. Forced one fumble and recovered two on special teams, 2001. Forced three fumbles and recovered one on special teams, 2000. Recovered a fumble on special teams, 1999. Returned two kickoffs for 17 yds. (8.5) with a long of 17. 1998. Returned three kickoffs for 37 yards (12.3) with a long of 18. 1997. Returned one kickoff for five yards, 1995. Total: 6-59 (9.8), with a long of 18. Blocked one punt at Kansas City, 10/20/02. Special teams tackles — 1994 (18), 1995 (16), 1996 (16), 1997 (10), 1998 (19), 1999 (22), 2000 (24), 2001 (21), 2002 (12), TOTAL (158).

# BURNS' POSTSEASON RECORD

Year	Club	G	S	UT	A	TT	S-Yds.	I-Yds.	PD	FF	FR	TD-Int.	TD-FR	S	Pts.
1996	Denver	1	0	0	0	0	0-0	0-0	0	0	0	0	0	0	0
1997	Denver	4	0	0	0	0	0-0	0-0	0	0	0	0	0	0	0
1998	Denver	3	0	0	0	0	0-0	0-0	0	0	0	0	0	0	0
2000	Denver	1	0	0	0	0	0-0	0-0	0	0	0	0	0	0	0
<b>CAREER TOTALS</b>		<b>9</b>	<b>0</b>	<b>0</b>	<b>0</b>	<b>0</b>	<b>0-0</b>	<b>0-0</b>	<b>0</b>	<b>0</b>	<b>0</b>	<b>0</b>	<b>0</b>	<b>0</b>	<b>0</b>

**ADDITIONAL STATISTICS:** Recovered a fumble on special teams, 1998. Returned one kickoff for 16 yards, 1997. Returned one kickoff for 14 yards, 1996. Total — Kickoff Returns: 2-30 (15.0); Special Teams Tackles: 1996 (1), 1997 (2), 1998 (5), 2000 (1), TOTAL (9).



# COOPER CARLISLE

6-5 • 295 • 4TH YR. • FLORIDA

**BORN:** August 11, 1977 in Greenville, Miss.

**HIGH SCHOOL:** McComb High School, McComb, Miss.

**RESIDES:** Reddington Shores, Fla.

**ACQUIRED:** Draft #4b (112th overall), 2000

**PRO YEAR:** 4th • **YEAR WITH BRONCOS:** 4th

**NFL GAMES PLAYED/STARTED:** 31/0 • **POSTSEASON:** 1/0

GUARD/TACKLE

65

Cooper Carlisle enters his fourth season with the Broncos looking to parlay all that he has learned and experienced in his first three seasons into a more significant role in 2003. Strong and talented, Carlisle has played in 31 games for the club, primarily on special teams, but also in a limited manner on the offensive line. He joined the Broncos as the club's second of two fourth round picks (112th overall) in the 2000 NFL Draft.

**2002:** Carlisle was declared inactive for 15 of the 16 games. He saw his only action of the season, on special teams, at Balt. (9/30).

**2001:** Carlisle played on special teams in all 16 games. His only action on the offensive line came vs. Sea. (12/9), replacing an injured Matt Lepsis at right tackle for several plays in the 3rd qtr.

**2000:** Carlisle played in each of the final 14 games, primarily on special teams. He saw his first action on offense in the 4th qtr. at Cin. (10/22) when he replaced an injured Tony Jones at left tackle. Carlisle's first NFL action came on special teams at Oak. (9/17) after being declared inactive for the first two games. Carlisle saw action on special teams in the AFC Wild Card Game at Balt. (12/31).

**COLLEGE:** Carlisle played in 48 games and started 32 in his four-year career at Florida, making starts at four different positions: left guard, right guard, left tackle and right tackle. A four-year Southeastern Conference Academic Honor Roll selection, he was named All-America and All-SEC as a senior in 1999 when he started all 13 games as a team tri-captain. He was also a co-recipient of the team's Leadership Award. As a junior Carlisle was co-recipient of the Gators' Most Consistent Award and received the James Kyne Award as Florida's offensive lineman iron-man, playing in 12 games and starting nine. He received the Dr. Lombardi GPA Award during the spring before his sophomore season (1997) and went to play in all 12 games with four starts at left tackle. Carlisle played in all 11 games and started six at left tackle as



a redshirt freshman and was co-recipient of the offensive squad's Most Improved Freshman award during the spring. He was redshirted in 1995. Carlisle was a business/finance major at Florida.

**PERSONAL:** Carlisle was a *Blue Chip Illustrated* All-America selection, adding *USA Today* honorable mention and first-team all-state honors as a three-year starter at McComb (Miss.) High School. He was rated one of the nation's top 15 offensive linemen by Blue Chip Illustrated, and was chosen to play in the Mississippi-Alabama all-star game. Cooper's hobbies include hunting and fishing. His brother, Will, played on the offensive line at Tulane, and his uncle, Duke Carlisle, was a quarterback at Texas who went on to play in the NFL. Cooper Morrison Carlisle was born Aug. 11, 1977 in Greenville, Miss. He and his wife, Suzy, make their home in Reddington Shores, Fla.

#### CARLISLE'S REGULAR SEASON RECORD

Year	Club	G	S
2000	Denver	14	0
2001	Denver	16	0
2002	Denver	1	0
<b>CAREER TOTALS</b>		<b>31</b>	<b>0</b>

#### CARLISLE'S POSTSEASON RECORD

Year	Club	G	S
2000	Denver	1	0



### DWAYNE CARSWELL

6-3 • 260 • 10TH YR. • LIBERTY

**BORN:** January 18, 1972 in Jacksonville, Fla.  
**HIGH SCHOOL:** University Christian High School, Jacksonville, Fla.  
**RESIDES:** Aurora, Colo.  
**ACQUIRED:** Rookie Free Agent, 1994  
**PRO YEAR:** 10th • **YEAR WITH BRONCOS:** 10th  
**NFL GAMES PLAYED/STARTED:** 125/57 • **POSTSEASON:** 9/2

89

TIGHT END

Dwayne Carswell's role with the Broncos changed a bit last year with the return of Shannon Sharpe, but he was often called upon in the running game as the team's best blocking tight end. His career took a major step in a positive direction in 2001 as he was selected to play in the Pro Bowl for the first time in his career after having been voted in as an alternate. He enters his 10th season with the Broncos, and teams with Sharpe as the senior members of a talented group of tight ends who combine to make it one of the strongest units on the team. Carswell's Pro Bowl season in 2001 came a year after a breakthrough season in which he more than doubled his previous career bests with 49 receptions for 495 yards and three touchdowns. He had previously distinguished himself as one of the Broncos' top special teams players, being chosen captain of that unit in 1997. Carswell has played in 125 career games (57 starts), catching 162 passes for 1,453 yards (9.0) with a long of 43 yards and 11 touchdowns, while making 29 special teams tackles. He has also played in nine postseason games (one start) and caught seven passes for 63 yards (9.0) with a long of 26 and made two special teams tackles. Carswell has played in every game for the Broncos since 1996, competing in 96 consecutive games entering the 2002 season. He began his career with the Broncos in 1994 as a rookie free agent from Liberty University.

**2002:** Carswell played in all 16 games, and started seven, four times when the Broncos opened the game in a two-tight end set (at Balt., 9/30; vs. S.D., 10/6; vs. Mia., 10/13 and vs. K.C., 12/15) and also in games 11-13 (at Sea., 11/17; vs. Ind., 11/24 and at S.D., 12/1) as the No. 1 tight end, replacing the injured Shannon Sharpe. He caught 21 passes for 189 yds. (9.0), including a 1-yd. touchdown pass from Brian Griese vs. Buf. (9/22). Carswell tied a season high with five receptions at S.D. (12/1) for 54 yards. He also returned a kickoff for 14 yds. (vs. Ind., 11/24). Carswell also caught five passes for a season-high 57 yards (11.4) vs. Oak (11/11).

**2001:** Carswell—selected to play in the Pro Bowl for the first time—started all 16 games, catching 34 passes for 299 yds. (8.8) with a long of 25 and a career-high four touchdowns. He tied his career single-game best for receptions at K.C. (12/16), with six for 62 yds., matching his effort at Detroit on Christmas Day, 1999. Carswell caught his fourth touchdown of the season at Dal. (11/22) on a 4-yd. pass from Brian Griese, to eclipse his previous single-season record. His third touchdown came vs. S.D. (11/11) on a 3-yd. reception from Griese. At Oak (11/5) he caught three balls for a season-high

46 yds. (15.3) with a long of 19. Carswell caught his second touchdown of the season vs. N.E. (10/28) on a 6-yd. pass from Griese in the 3rd qtr. to put Denver ahead 24-20 in an eventual 31-20 win. He caught a season-high four passes for 40 yds. at Sea. (10/14). Carswell's first touchdown of the season came vs. Bal. (9/30) on a 3-yd. toss from Griese. At Ariz. (9/23) he caught two balls for 33 yds. (16.5), with a long of 25, after catching one pass for 25 yds. in the season opener vs. the Giants (9/10).

**2000:** Carswell started all 16 games at tight end and set career highs in every receiving category by ranking third on the team with 49 receptions for 495 yds. (10.1) and three touchdowns, with a long of 43. He eclipsed his previous career highs for receptions and yds. (24/201, 1999) by Week 8 and his standard for TDs by Game 13. Carswell posted his career-best third touchdown of the season on the longest reception of his career, a 43-yarder from Gus Frerotte at N.O. (12/3). His second came on a 5-yd. pass from Frerotte vs. S.D. (11/19). Carswell's 35-yd. reception at Cin. (10/22) was the longest of his career at the time, en route to a career-high 68 yds. on four receptions. His touchdown came on a 14-yd. pass from Brian Griese at S.D. (10/8), among his three catches for 29 yds. (9.7). Carswell posted a season high five receptions vs. Atl. (9/10) for a then career-high 54 yds. (10.8), and matched the receptions figure with five for 30 yds. (6.0) vs. Cleve. (10/15). He tied his season high again with five receptions for 50 yds. (10.0) vs. Oak. (11/13). Carswell started at tight end in the AFC Wild Card Game at Balt. (12/31) and caught two passes for 8 yds. (4.0), with a long of 6.

**1999:** Carswell played in all 16 games and started the last 11, catching 24 passes for 201 yds. (8.4) and two touchdowns, with a long of 20, while also contributing on special teams. He set a new career high with six receptions at Detroit (12/25), for 35 yds., and scored his second touchdown of the season on a 9-yd. pass from Brian Griese in the 4th qtr. Carswell twice caught three passes for 31 yds. (at New England, 10/24 and vs. Minnesota, 10/31), and caught three for 22 at Jax. (12/13). His first touchdown of the season came on a 9-yd. reception from Griese in the 4th qtr. vs. Seattle (12/19). Carswell took over the starting tight end position after Shannon Sharpe went down in Week 5 at Oakland (10/10) with a broken clavicle, and shared playing time with Byron Chamberlain.

**1998:** Carswell played in all 16 games as the second tight end and caught four passes for 51 yds. (12.8) with a long of 15, as well as on special teams, where he made 10 tackles and forced a fumble (at K.C., 11/16). He started at Seattle (10/11) when the Broncos opened in a two-tight end alignment. Carswell saw action as the second tight end and on special teams in all three postseason games and caught one pass for 7 yds., while making one special teams tackle. The pass reception came in the AFC Championship Game vs. the Jets (1/17/99), while the special teams tackle came in the AFC Divisional Playoff Game vs. Miami (1/9).

**1997:** Carswell contributed in a reserve role at tight end and on special teams in all 16 games, and made two starts as Denver opened the game in a two-tight end set at Buffalo (10/26) and Kansas City (11/16). For the year he recorded 12 receptions for 96 yards (8.0), and scored his first career touchdown on a career-best 24-yard reception from John Elway vs. St. Louis (9/14). In that game Carswell tied his career high for receptions (4), and set a new career high for receiving yards (47). He also injured tissue on the top of his left foot during the St. Louis game and was held out of practice the following week, but did not miss a game. Carswell made 12 special teams tackles on the season, and recovered a fumble on a kickoff at Buffalo (10/26). He was named the Broncos' special teams captain at midseason, joining offensive captains John Elway and Terrell Davis and defensive captains Steve Atwater and Bill Romanowski. In the postseason Carswell saw action at tight end in all four postseason games and caught two passes for 30 yards (15.0) with a long of 26, while also contributing one tackle on special teams. In Denver's 31-24 victory in Super Bowl XXXII vs. Green Bay (1/25/98) Carswell caught one pass for four yards, and also contributed on special teams. His other postseason grab, a 26-yarder, came in Denver's 14-10 AFC Divisional Playoff win at Kansas City (1/4/98).

**1996:** Carswell saw action in all 16 regular season games and started one at tight end in place of Shannon Sharpe (at San Diego, 12/22). Most of his action during the regular season came on special teams and as the second tight end on offense. For the season he caught 15 passes for 85 yards, and made five special teams tackles according to unofficial press box statistics. He caught a career-high four passes (16 yards) vs. Oakland (12/15) in the Broncos' 24-19 victory, and later started at tight end in place of Shannon Sharpe (ankle) at San Diego (12/22) in Denver's regular season finale and caught three passes for 24 yards. Carswell started as the second tight end for Denver against the Chargers on Oct. 6, as the Broncos opened the game in a two-tight end set. He caught a three-yard pass and made one special teams tackle. He also saw plenty of action at tight end in Denver's regular season opener against the Jets, as Shannon Sharpe was nursing a slightly sprained ankle. In Denver's AFC Divisional Playoff vs. Jacksonville, Carswell saw action as the backup tight end, catching two passes for 18 yards with a long of 10, and also contributed on special teams in his first career postseason game.

**1995:** Carswell was declared inactive for seven of the Broncos' first 13 games, before making his first career start against Seattle Dec. 10. He replaced the injured Shannon Sharpe (eye) and Jerry Evans (knee) in the starting lineup, and did so again the following week at Kansas City (12/17) when he caught

two passes for 32 yards, including a career-best 23-yarder. He sprained his ankle on the second play of the game, but played through it. For the year, Carswell caught three passes for 37 yards and made two special teams tackles. His first action of the season came at Seattle (10/1) when he played on special teams, and he made his first appearance on offense versus Arizona (11/5). Carswell's first career start came Dec. 10 against Seattle when he caught his first career pass, a five-yarder from John Elway in the second quarter. He was inactive for the first four games of the season.

**1994:** Carswell spent the first 11 weeks of the season on the practice squad before being moved to the active roster during the week of the Cincinnati game (11/27). He played on special teams during that game, and then saw his first duty at tight end the following week at Kansas City (12/4). Carswell again saw action in the following two games, recovering a fumble against the Raiders (12/11), but was inactive in the season finale against New Orleans (12/24).

**COLLEGE:** Carswell finished his career at Liberty with 65 receptions for 511 yards and two touchdowns, and posted senior-year totals of 32 receptions for 259 yards (7.9) in 1993. He also played in the Flames' offensive backfield for two seasons, finishing 1991 with 435 yards rushing and five touchdowns. Carswell was coached at Liberty by former Cleveland Browns' head coach Sam Rutigliano.

**PERSONAL:** Carswell, a native of Jacksonville, Fla., earned all-state honors as a junior and senior at Temple and University Christian High Schools. He was named second-team all-state as a sophomore at Temple, and also earned all-conference, all-district and all-county honors during his high school career as a safety, running back and wide receiver. Carswell was named in 1999 to the Top 100 Athletes of Jacksonville list. He and his wife, Tamara, make their home in Aurora, Colo., with their daughters, Ashley and Aaron.

#### CARSWELL'S REGULAR SEASON RECORD

Year	Club	RECEIVING						SCORING					
		G	S	No.	Yds.	Avg.	LG	TD	TD	TD	TD	2pt.	Pts.
1994	Denver	4	0	0	0	0.0	0	0	0	0	0	0	0
1995	Denver	9	2	3	37	12.3	23	0	0	0	0	0	0
1996	Denver	16	2	15	85	5.7	11	0	0	0	0	0	0
1997	Denver	16	2	12	96	8.0	24t	1	1	0	1	0	6
1998	Denver	16	1	4	51	12.8	15	0	0	0	0	0	0
1999	Denver	16	11	24	201	8.4	20	2	2	0	2	0	12
2000	Denver	16	16	49	495	10.1	43t	3	3	0	3	0	18
2001	Denver	16	16	34	299	8.8	25	4	4	0	4	0	26
2002	Denver	16	7	21	189	9.0	19	1	1	0	1	0	6
<b>CAREER TOTALS</b>		<b>125</b>	<b>57</b>	<b>162</b>	<b>1,453</b>	<b>9.0</b>	<b>43t</b>	<b>11</b>	<b>11</b>	<b>0</b>	<b>11</b>	<b>0</b>	<b>1 68</b>

**ADDITIONAL STATISTICS:** Recovered one fumble and returned one kickoff for 0 yds., 1994. Forced a fumble on special teams, 1998. Returned one kickoff for 0 yds., 2000, and one kickoff for 14 yards, 2002. Scored on a two-point conversion reception, 2001. Special teams tackles — 1994 (0), 1995 (2), 1996 (5), 1997 (12), 1998 (10), TOTAL (29).

#### CARSWELL'S POSTSEASON RECORD

Year	Club	RECEIVING						SCORING					
		G	S	No.	Yds.	Avg.	LG	TD	TD	TD	TD	2pt.	Pts.
1996	Denver	1	0	2	18	9.0	10	0	0	0	0	0	0
1997	Denver	4	0	2	30	15.0	26	0	0	0	0	0	0
1998	Denver	3	1	1	7	7.0	7	0	0	0	0	0	0
2000	Denver	1	1	2	8	4.0	6	0	0	0	0	0	0
<b>CAREER TOTALS</b>		<b>9</b>	<b>2</b>	<b>7</b>	<b>63</b>	<b>9.0</b>	<b>26</b>	<b>0</b>	<b>0</b>	<b>0</b>	<b>0</b>	<b>0</b>	<b>0</b>

**ADDITIONAL STATISTICS:** Special teams tackles — 1997 (1), 1998 (1), TOTAL (2).


#### CARSWELL'S SINGLE GAME HIGHS

(Postseason in parenthesis)

**Most receptions** — 6 at Kansas City, 12/16/01 and at Detroit, 12/25/99 (2 at Baltimore, 12/31/00 and vs. Jacksonville, 1/4/97). **Most receiving yards** — 68 at Cincinnati, 10/22/00 (26 at Kansas City, 1/4/98). **Most TD Receptions** — 1, 11 times, most recently vs. Buffalo, 9/22/02. **Longest Reception** — 43 yds. (TD) at New Orleans, 12/3/00 (26 yds. at Kansas City, 1/4/98).

#### BLACKOUT? WHAT BLACKOUT?

Since the 1970 season, the Broncos have sold out every regular season home game, totalling 253. The number reaches 266 when playoff games are included. The Broncos and the Washington Redskins are the only NFL teams to boast consecutive sell-outs since the 1970 season.



### COREY CHAMBLIN

5-10 • 189 • 2ND YR. • TENNESSEE TECH

**BORN:** May 29, 1977 in Birmingham, Ala.  
**HIGH SCHOOL:** Ensley High School, Birmingham, Ala.  
**RESIDES:** Birmingham, Ala.  
**ACQUIRED:** Free Agent, 2003  
**PRO YEAR:** 2nd • **YEAR WITH BRONCOS:** 1st  
**NFL GAMES PLAYED/STARTED:** 11/0 • **POSTSEASON:** 1/0

29

#### CORNERBACK

Corey Chamblin is a quick and aggressive cornerback who joins the Broncos looking to add depth to the secondary. He did not play in 2002 after being released by Tampa Bay Sept. 1. In 2001, he again was out of football after being released during training camp by Green Bay. Chamblin's only NFL experience came when he appeared in 11 regular-season games for Jacksonville in 1999, all on special teams, where he notched three special teams tackles and blocked a punt in a divisional playoff game against Miami (1/15/00). He was signed by the Broncos as a free agent Jan. 7, 2003.

**2002:** Chamblin was out of football after spending training camp with Tampa Bay, before being released on Sept. 1.

**2001:** Chamblin signed as a free agent with Green Bay on Aug. 2, before being waived on Aug. 27. He spent the rest of the season out of football.

**2000:** Chamblin spent training camp with Jacksonville before being released on Aug. 22, and spent the remainder of the year out of football.

**1999:** Chamblin signed with Baltimore as a college free agent, but was waived on Sept. 5. He was then signed to Jacksonville's practice squad on Sept. 7 before being released on Sept. 21 and signed to the active roster. He appeared in 11 regular-season games for the Jaguars, all on special teams, where he notched three special teams tackles and blocked a punt in a divisional playoff game against Miami (1/15/00).

**COLLEGE:** Chamblin was a preseason All-Ohio Valley Conference selection his senior year at Tennessee Tech. He played in 43 games with 35 starts, totaling 161 tackles, three interceptions, eight passes defended and two blocked punts.

**PERSONAL:** Chamblin, a native of Birmingham, Ala., is a graduate of Ensley High School where he earned four letters in football and track. He led the football team to two area championships and also served as a senator on the student government association. Corey Jermaine Chamblin was born May, 29, 1977 in Birmingham, Ala.

#### CHAMBLIN'S REGULAR SEASON RECORD

Year	Club	G	S	UT	A	TT	S-Yds.	I-Yds.	PD	FF	FR	TD-Int.	TD-FR	S	Pts.
1999	Jacksonville	11	0	0	0	0	0	0	0	0	0	0	0	0	0
2000							OUT OF FOOTBALL								
2001							OUT OF FOOTBALL								
2002							OUT OF FOOTBALL								

**ADDITIONAL STATISTICS:** Special teams tackles — 1999 (3).

#### CHAMBLIN'S POSTSEASON RECORD

Year	Club	G	S	UT	A	TT	S-Yds.	I-Yds.	PD	FF	FR	TD-Int.	TD-FR	S	Pts.
1999	Jacksonville	1	0	0	0	0	0	0	0	0	0	0	0	0	0

**ADDITIONAL STATISTICS:** Chamblin blocked a punt in the Jaguars divisional playoff game vs. Miami (1/15/00).



**CHRIS COLE****6-0 • 195 • 4TH YR. • TEXAS A&M**

**BORN:** November 12, 1977 in Orange, Texas  
**HIGH SCHOOL:** West Orange-Stark High School, Orange, Texas  
**RESIDES:** Littleton, Colo.  
**ACQUIRED:** Draft #3 (70th overall), 2000  
**PRO YEAR:** 4th • **YEAR WITH BRONCOS:** 4th  
**NFL GAMES PLAYED/STARTED:** 24/2

**81****WIDE RECEIVER**

**C**hris Cole—after spending the entire 2002 season on injured reserve due to a dislocated right wrist suffered in training camp—returns with hopes of fighting for a spot in the Broncos' loaded receiving corps. Prior to the injury, Cole showed steady improvement throughout his first two NFL seasons and will be counted on to not only return to that level, but reach new heights in 2003. Offensively he became more acclimated to the Broncos' passing game in 2001 and made two starts during the second half of the season, while also handling the kick return duties for most of the season. Blessed with lightning speed and superb athletic ability, Cole has played in 24 career games (2 starts) and caught nine passes for 128 yds. (14.2) with a long of 21, while returning 59 kicks for 1,391 yds. (23.6) with a long of 52. Cole joined the Broncos as the club's third-round draft choice in 2000 (70th overall) from Texas A&M.

**2002:** Cole spent the entire 2002 season on the injured reserve list after dislocating his right wrist in the Broncos' preseason opener vs. the Bears in Champaign, Ill. (8/10). He was placed on injured reserve Aug. 20.

**2001:** Cole played in all 16 games and started two (at Mia., 12/2 and at Ind., 1/6), catching nine passes for 128 yds. (14.2) with a long of 21 on the season, while posting eight special teams tackles and one forced fumble. He ranked third in the AFC (T10th NFL) in kickoff return average (23.5), returning 48 kicks for 1,127 yds., with a long of 52. The 48 returns tied the franchise record set by Chris Watson in 1999, while his yardage total ranked fifth all-time. Cole made his second start of the season in the finale at Ind. (1/6) and caught one pass for 17 yds. He made one catch at K.C. (12/16), for 19 yds., his second longest of the season, on a crucial third-down play. Cole started his first NFL game at Mia. (12/2), with Rod Smith out (left ankle), and set new career highs with four receptions for 43 yds. (10.8). He previously saw his most extensive action vs. Wash. (11/18), making his first two NFL receptions for 37 yds. (18.5), including a long of 21 on his first catch, which remained his longest reception of the season. He also added a special teams tackle. Cole returned a kickoff 48 yds. vs. S.D. (11/11), among his two returns for 76 yds. on the day. He returned seven kickoffs (for 162 yds.) at Oak. (11/5), tying the Broncos' single-game record, last reached by Glyn Milburn in 1995 (11/26 vs. Houston). Cole posted his longest career return of 52 yds. at S.D. (10/21), totalling a career-high 182 yds. on six returns (30.3) for the day. He started returning kicks after starter Kevin Kasper sprained his ankle vs. K.C. (10/7). Cole returned six kicks for 136 yds. (22.7) at Sea. (10/14).

**2000:** Cole saw action in eight games and was inactive for the other eight. He played in four straight games (wks. 2-5) after being inactive for the season-opener, but then missed five weeks because of a dislocated left elbow suffered vs. N.E. (10/1). Cole returned to practice after the Broncos bye week (Wk. 9), and returned to game action in Week 12 vs. S.D. (11/19). He was inactive again for the final two games (at K.C., 12/17 and vs. S.F., 12/23). Cole returned 11 kicks for 264 yds. (24.0) with a long of 37, and posted six special teams tackles. He returned a season-high five kickoffs for 122 yds. (24.4) with a long of 31 vs. K.C. (9/24). Cole saw his first NFL action vs. Atlanta (9/10) and posted one special teams tackle and one kickoff return for 17 yds., then added another tackle at Oak. (9/17), along with three kickoff returns for 84 yds. (28.0), including a long of 37. Cole was declared inactive for the AFC Wild Card Game at Balt. (12/31).

**COLLEGE:** One of the leading receivers in Texas A&M history, Cole caught 89 passes for 1,383 yards and eight touchdowns in his career with the traditionally run-oriented Aggies, and added four catches for 32 yards (8.0) in three bowl games. He ranks 10th on the school's career receptions list and sixth in yards, while posting a per-catch average of 16 yards. Cole's best numbers came as a junior in 1998 when he started nine of 13 games and led the Aggies in receptions (38), receiving yards (667) and touchdowns (5), while posting a 17.6 yards-per-catch average. His yardage total ranks sixth on the Aggies' single-season list. He played as a true freshman in 1996, then caught 25 passes for 333 yards as a sophomore. He closed his career with 22 catches for 363 yards in 1999. Cole was a sociology major at Texas A&M, and was a member of Aggie Athletes Involved, a community outreach program.

**PERSONAL:** Cole was named second-team all-state after catching 53 passes for 860 yards and 14 touchdowns as a senior at West Orange-Stark High School in Orange, Texas. He ranked among the state's leading receivers in Class 4A, and helped lead his team to the state semifinals. Cole also qualified for the state track meet in the long jump and triple jump as a senior. Charles Christopher Cole was born Nov. 12, 1977 in Orange, Texas. He resides in Littleton, Colo.

**COLE'S REGULAR SEASON RECORD**

Year	Club	RECEIVING						SCORING				
		G	S	No.	Yds.	Avg.	LG	TD	TDr	TDp	TDrt	2pt Pts.
2000	Denver	8	0	0	0	0.0	0	0	0	0	0	0
2001	Denver	16	2	9	128	14.2	21	0	0	0	0	0
2002	Denver	INJURED RESERVE (RIGHT WRIST)										
<b>CAREER TOTALS</b>		<b>24</b>	<b>2</b>	<b>9</b>	<b>128</b>	<b>14.2</b>	<b>21</b>	<b>0</b>	<b>0</b>	<b>0</b>	<b>0</b>	<b>0</b>


**KICKOFF RETURNS**

Year	Club	No.	Yds.	Avg.	LG	TD
2000	Denver	11	264	24.0	37	0
2001	Denver	48	1,127	23.5	52	0
<b>CAREER TOTALS</b>		<b>59</b>	<b>1,391</b>	<b>23.6</b>	<b>52</b>	<b>0</b>

**ADDITIONAL STATISTICS:** Special Teams Tackles—2000 (6), 2001 (8), TOTAL (14). Forced one fumble on special teams, 2001.

**COLE'S SINGLE GAME HIGHS**

**Most receptions** — 4 at Miami, 12/2/01. **Most receiving yards** — 43 at Miami, 12/2/01. **Longest reception** — 21 vs. Washington, 11/18/01. **Most Kickoff Returns** — 7 at Oakland, 11/5/01. **Most Kickoff Return Yards** — 182 at San Diego, 10/21/01. **Longest Kickoff Return** — 52 at San Diego, 10/21/01.

**KARON COLEMAN****5-7 • 198 • 4TH YR. • STEPHEN F. AUSTIN**

**BORN:** May 22, 1978 in Missouri City, Texas  
**HIGH SCHOOL:** Elkins High School, Missouri City, Texas  
**RESIDES:** Greenwood Village, Colo.  
**ACQUIRED:** Free Agent 2001 / Rookie Free Agent, 2000  
**PRO YEAR:** 4th • **YEAR WITH BRONCOS:** 4th  
**NFL GAMES PLAYED/STARTED:** 15/0 • **POSTSEASON:** 1/0

**21****RUNNING BACK**

**K**aRon Coleman has proven valuable as a reserve running back in each of his three seasons with the Broncos. Last year, he played on special teams the first two games, but was inactive for 13 of the final 14. The former rookie free agent initially made an impact in 2000 when the club was dealt a spate of injuries, and was available again when lightning struck in 2001. Blessed with great quickness and cutback ability, Coleman has played in 15 career games and rushed for 200 yards and a touchdown on 58 carries, while also catching seven passes for 50 yards (7.1). The son of former Houston Oiler Ronnie Coleman, KaRon looks to make a contribution in 2003 in a Broncos backfield that is as deep and talented as any in the NFL.

**2002:** Coleman played on special teams in the first two games (vs. St. L., 9/8 and at S.F., 9/15), but was declared inactive for 13 of the final 14. He was active at N.E. (10/27), but did not play. Coleman had one fumble recovery and one kickoff return for 6 yds. (at S.F., 9/15). He recovered a fumble by St. Louis kick returner Lamar Gordon on the Rams' 25-yd. line in the opener (9/8), which set up a 32-yd. Jason Elam field goal.

**2001:** Coleman, who was waived by the Broncos in the final cutdown (9/2), was re-signed by the club Nov. 26 after Olandis Gary was placed on injured reserve. He played in four games and was inactive for one (vs. Oak., 12/30), rushing four times for 17 yds. (4.3) with a long of 8, which came vs. Sea. (12/9). He also caught six passes for 45 yds. (7.5) with a long of 9. Coleman played in his first game at Mia. (12/2) and had the best receiving day of his career with four catches for 32 yds. (8.0) and a long of 9, while rushing for nine yds. on two carries (4.5).

**2000:** Coleman played in nine games (Gms. 2, 5, 7, 11-16) and rushed 54 times for 183 yds. (3.4) with a long of 24 and one touchdown, while adding one reception for 5 yds. His longest run of the season (24 yds.) came vs. S.F. (12/23) and went for his first NFL touchdown to give Denver a 10-0 lead. Coleman's 52 yds. on the day were his season high, while his most rushing attempts (14) came at S.D. (10/8). His one reception (5 yds.) also came at S.D. Coleman sprained his foot in the game and was declared inactive (Sun.) the next week vs. Cleve. (10/15). He played again at Cin. (10/22), then was inac-

tive at the Jets (11/5) and vs. Oak. (11/13) before playing in each of the final six games. Coleman was signed to the active roster from the practice squad Sat., Sept. 9, and played in his first NFL game the next day vs. Atlanta (9/10), rushing seven times for 21 yds. (3.0) with a long of 9. He then returned to the practice squad (waived 9/12; signed 9/13) for three weeks before being re-signed to the active roster Oct. 4. Coleman saw action in a reserve role and on special teams in the AFC Wild Card Game at Balt. (12/31). He wore No. 46 during his rookie season before switching to No. 21 prior to the 2001 season.

**COLLEGE:** Coleman played collegiately at Stephen F. Austin State, where he appeared in 40 games (26 starts) and rushed for 2,755 yards on 509 attempts (5.4 avg.) and scored 23 touchdowns. He also caught 42 passes for 399 yards (9.5 avg.) and four more scores, while adding 66 punt returns for 792 yards (12.0 avg.) and two touchdowns and 21 kickoff returns for 405 yards (19.2 avg.). Coleman had 929 yards rushing as a senior and scored 16 touchdowns.

**PERSONAL:** Coleman was an All-District 20-5A and All-Fort Bend County running back at Elkins High School in Missouri City, Texas, where he gained 986 yards and scored 10 touchdowns on 158 carries (6.2 avg.) his senior year. Coleman also lettered in track as a shot-put thrower. He was a hospitality administration major at Stephen F. Austin. KaRon's father, Ronnie, played eight seasons for the Houston Oilers. Coleman was born May 22, 1978 in Missouri City, Texas. He and his wife, Jasmine, have a son, KaRon, Jr., 3, and a daughter, Journee, 1, and reside in Greenwood Village, Colo.

#### COLEMAN'S REGULAR SEASON RECORD

Year	Club	G	S	RUSHING					RECEIVING					SCORING				
				No.	Yds.	Avg.	LG	TD	No.	Yds.	Avg.	LG	TD	TD	TDr	TDp	TDrt	2pt Pts.
2000	Denver	9	0	54	183	3.4	24t	1	1	5	5.0	5	0	1	0	0	0	6
2001	Denver	4	0	4	17	4.3	8	0	6	45	7.5	9	0	0	0	0	0	0
2002	Denver	2	0	0	0	0.0	0	0	0	0	0.0	0	0	0	0	0	0	0
<b>CAREER TOTALS</b>		<b>15</b>	<b>0</b>	<b>58</b>	<b>200</b>	<b>3.4</b>	<b>24t</b>	<b>1</b>	<b>7</b>	<b>50</b>	<b>7.1</b>	<b>9</b>	<b>0</b>	<b>1</b>	<b>1</b>	<b>0</b>	<b>0</b>	<b>6</b>

**ADDITIONAL STATISTICS:** Returned one kick for 6 yards, and recovered one fumble on special teams, 2002.


#### COLEMAN'S POSTSEASON RECORD

Year	Club	G	S	RUSHING					RECEIVING					SCORING				
				No.	Yds.	Avg.	LG	TD	No.	Yds.	Avg.	LG	TD	TD	TDr	TDp	TDrt	2pt Pts.
2000	Denver	1	0	0	0	0.0	0	0	0	0	0.0	0	0	0	0	0	0	0

#### COLEMAN'S SINGLE-GAME HIGHS

(Postseason in parenthesis)

**Most rushes** — 14 at San Diego, 10/8/00 (none). **Most rushing yards** — 52 vs. San Francisco, 12/23/00 (none). **Longest rush** — 24 (TD) vs. San Francisco, 12/23/00 (none). **Most rushing TDs** — 1 vs. San Francisco, 12/23/00 (none). **Most receptions** — 4 at Miami, 12/2/01 (none). **Most receiving yards** — 32 at Miami, 12/2/01 (none). **Longest reception** — 9 at Miami, 12/2/01 (none).



### LIONAL DALTON

6-1 • 309 • 6TH YR. • EASTERN MICHIGAN

**BORN:** February 21, 1975 in Detroit, Mich.

**HIGH SCHOOL:** Cooley High School, Detroit, Mich.

**RESIDES:** Aurora, Colo.

**ACQUIRED:** Unrestricted Free Agent (Baltimore), 2002

**PRO YEAR:** 6th • **YEAR WITH BRONCOS:** 2nd

**NFL GAMES PLAYED/STARTED:** 66/19 • **POSTSEASON:** 6/0

91

#### DEFENSIVE TACKLE

Lionel Dalton quickly emerged as an inside force on the Broncos' defensive line in 2002, after coming to Denver from Baltimore. Dalton, playing in 16 games and starting 13, helped a defense that was considered one of league's best against the rush last year. Denver finished the season ranked fourth in the AFC and sixth in the NFL against the rush. The Broncos limited their opponents to just 93.1 yards a game on the ground, and just 3.9 yards per carry. Dalton last year accounted for 39 total tackles (33 solo) and one sack for 13 yards. He also had one pass defended and one forced fumble. Dalton, who entered the league as an undrafted rookie free agent, has shown steady improvement each season in the NFL, and

#### OFF THE FIELD

*Lionel, nicknamed "Jelly" in college, walks his dog on a treadmill in his home if the weather is too cold.*

has appeared in 66 games (19 starts) and made 137 tackles (87 solo), including two sacks (-15), and added three passes defended and three forced fumbles. In six postseason games, including Baltimore's 34-7 win over the Giants in Super Bowl XXXV, Dalton has posted six tackles (5 solo). He spent the first four years of his career with the Ravens.

**2002:** Dalton started at left defensive tackle in 13 of 16 games and posted 39 tackles (33 solo), including one sack (-13), as well as a pass defended and a forced fumble. In the season finale vs. Ariz. (12/29) he sacked Josh McCown in the 4th qtr. for a 13-yd. loss, and forced a fumble on the play that was recovered by Ian Gold to set up a Denver touchdown. His pass defense came at Oak. (12/22) when he batted down a Rich Gannon pass. Dalton did not start vs. Ind. (11/24) when the Broncos opened up in a nickel defense, but did see significant action and posted a season-high five solo tackles. Dalton also did not start at Oak. (12/22) or vs. K.C. (12/15).

**2001:** Dalton played in all 16 games, with three starts, for Baltimore and recorded 29 tackles (15 solo), including three four-tackle games. His first came in the opener vs. Chicago (9/9), and included one solo stop. He also had four tackles (2 solo) vs. Cleve. (11/18) and vs. Ind. (12/2) (2 solo) in his first start of the season. In the latter contest he replaced the injured Sam Adams (knee). Dalton also had three three-tackle games on the year, and posted at least one stop in 14 of the 16 games. He also played in both of Baltimore's playoff contests and contributed one assisted tackle, which came in Baltimore's 27-10 Divisional Playoff loss at Pittsburgh..

**2000:** Dalton played an integral role on a defense that set a 16-game NFL season record by allowing only 165 points and 970 yards rushing. He played in all 16 games, making one start, and posted a career-high 33 tackles (21 solo) along with two pass breakups. Dalton's one start came on Oct. 29 vs. Pittsburgh, when he replaced the injured Tony Siragusa (calf) at right defensive tackle, and he responded with a season-high six tackles. He also had six tackles (5 solo) at Wash. (10/15) as he played most of the game in place of Sam Adams, who left the contest after the fourth play because of a groin injury. Dalton added five solo tackles in the Ravens' four-game postseason run that concluded with a victory over the Giants in Super Bowl XXXV in Tampa, Fla. He had two tackles in a Divisional Playoff win at Tennessee and a solo stop each in the AFC Championship Game at Oakland and the Super Bowl.

**1999:** Dalton played in 16 games, and made two starts, for Baltimore. He posted 32 tackles (16 solo), including one sack (-2), and forced a fumble. Dalton's first career sack came in a shutout victory over Cincinnati (12/26) and was one of his four tackles in the game, as the defense held Corey Dillon 27 rushing yards. He made his first career start at right defensive tackle vs. Cleve. Sept. 26, subbing for the injured Tony Siragusa (ankle). A week later he replaced Siragusa again (knee) in a start at Atlanta (10/3) and made four tackle, including one for a loss.

**1998:** Dalton, an undrafted rookie free agent, played in two games and recorded four tackles (2 solo). He forced a fumble against Barry Sanders and the Lions (12/27) and added two tackles. Dalton saw his first NFL action the week before against Chicago (12/20) and recorded two tackles. Dalton, the only rookie free agent to make the Ravens' roster that year, was inactive for the season's first 14 games.

**COLLEGE:** Dalton was a three-year letterman and two-year starter at Eastern Michigan, where he twice earned All-Mid American Conference honors and was selected co-Defensive MVP for the Eagles as a senior in 1997. He was selected after the season to play in the Hula Bowl All-Star Game, on the strength of a stellar season in which he recorded 46 tackles (23 solo) and two fumble recoveries while fighting through constant double- and triple teams as the top performer on the Eagles' defensive line. His junior year numbers were even better as he made 62 tackles. Dalton posted 116 tackles (58 solo) in his career, including four sacks, and recovered two fumbles. He was named Defensive Eagle of the Week five times in his career. Dalton also competed in track and field, and as a sophomore broke the school record for the shot put (56'-2"). He was a communications major.

**PERSONAL:** A native of Detroit, Mich., Dalton was a first-team all-state selection at Cooley High School. He also earned all-state honors in track and field. He was named first-team Class AA All-State and All-Public School League by the *Detroit Free Press*. Dalton was also first-team All-Metro Detroit and second-team All-Metro by the *Detroit News*. He was involved in a variety of community relations events while in Baltimore and is also a member of the Phi Beta Sigma fraternity. Not only do Dalton's hobbies include playing video games and dancing, but he also plays the cello. His nickname is "Jelly." Lionel Deshaun Dalton was born Feb. 21, 1975 in Detroit, Mich. He and his wife, Kim, make their home in Aurora, Colo. During last season they had their first child, Laila (1).




### DALTON'S REGULAR SEASON RECORD

Year	Club	G	S	UT	A	TT	S-Yds.	I-Yds.	PD	FF	FR	TD-Int	TD-FR	S	Pts.
1998	Baltimore	2	0	2	2	4	0-0	0-0	0	1	0	0	0	0	0
1999	Baltimore	16	2	16	16	32	1-2	0-0	0	1	0	0	0	0	0
2000	Baltimore	16	1	21	12	33	0-0	0-0	2	0	0	0	0	0	0
2001	Baltimore	16	3	15	14	29	0-0	0-0	0	0	0	0	0	0	0
2002	Denver	16	13	33	6	39	1-13	0-0	1	1	0	0	0	0	0
<b>CAREER TOTALS</b>		<b>66</b>	<b>19</b>	<b>87</b>	<b>50</b>	<b>137</b>	<b>2-15</b>	<b>0-0</b>	<b>3</b>	<b>3</b>	<b>0</b>	<b>0</b>	<b>0</b>	<b>0</b>	<b>0</b>

### DALTON'S POSTSEASON RECORD

Year	Club	G	S	UT	A	TT	S-Yds.	I-Yds.	PD	FF	FR	TD-Int	TD-FR	S	Pts.
2000	Baltimore	4	0	5	0	5	0-0	0-0	0	0	0	0	0	0	0
2001	Baltimore	2	0	0	1	1	0-0	0-0	0	0	0	0	0	0	0
<b>CAREER TOTALS</b>		<b>6</b>	<b>0</b>	<b>5</b>	<b>1</b>	<b>6</b>	<b>0-0</b>	<b>0-0</b>	<b>0</b>	<b>0</b>	<b>0</b>	<b>0</b>	<b>0</b>	<b>0</b>	<b>0</b>



## DORSETT DAVIS

**6-5 • 305 • 2ND YR. • MISSISSIPPI ST.**

**BORN:** January 24, 1979 in Shelby, Miss.  
**HIGH SCHOOL:** East Side High School, Cleveland, Miss.  
**RESIDES:** Cleveland, Miss.  
**ACQUIRED:** Draft #3 (96th overall), 2002  
**PRO YEAR:** 2nd • **YEAR WITH BRONCOS:** 2nd  
**NFL GAMES PLAYED/STARTED:** 0/0

96

### DEFENSIVE LINEMAN

Dorsett Davis spent last season gaining valuable experience in the NFL, and looks to make major strides in his second year with the team. The Broncos acquired Davis after making a draft-day trade to acquire the third-round draft pick they used. An imposing physical specimen from Mississippi State, Davis spent the entire 2002 season on the active roster, but was inactive for all 16 games. He played collegiately at Mississippi State, after transferring from Mississippi Delta Community College and became a two-year starter. In 32 career games he recorded 150 tackles (79 solos), including four sacks (-28 yds.) and 13 tackles for losses (-55). Davis was used as a defensive end in his first two years as a Bulldog, before moving to defensive tackle for his senior season. He was the Broncos' third round (96th overall) selection in the 2002 NFL Draft.

**2002:** Davis was declared inactive for all 16 games.

**COLLEGE:** Davis played in all 11 games and started 10 at left defensive tackle in 2001, recording 55 tackles (28 solo), including a 2-yd. sack, and had five stops for losses of 9 yds. He was also credited with three quarterback pressures and two pass deflections. In his junior year, Davis started nine of the first 10 games at left defensive end, with his only non-start coming vs. Auburn, when he came off the bench. For the season he recorded 54 tackles (30 solo), including a 5-yd. sack and four stops for losses of 9 yds., and also caused a fumble and deflected five passes. In 1999, Davis was a valuable reserve defensive end in his first season at Mississippi State, recording 41 tackles (21 solo), including two sacks (-21 yds.) and four stops for losses (-37), and three pass deflections. Davis' first sack came vs. Oklahoma State (-11), and his second came vs. Kentucky (-10). While playing at Mississippi Delta Community College in 1998, Davis was rated the third-best strongside defensive tackle in the country by Max Emfinger in his National Bluechips newsletter, a listing that combined both high school and junior college prospects. Davis started 10 games at left defensive end after not playing in his first year of eligibility in junior college, in 1997.

**PERSONAL:** Davis was a USA Today honorable mention All-American on the defensive line following his senior season at East Side High School in Cleveland, Miss. He ranked with the top prep defensive linemen in the Southeast by many publications, and was considered a top prospect regardless of position by most. Davis was also selected to the Mississippi squad for the Alabama/Mississippi All-Star Football Classic after posting 102 tackles and eight sacks during his senior season, helping his team to an 11-1 record and a state playoff appearance. As a junior he made 83 tackles, including nine quarterback sacks, and recovered four fumbles. Davis was also a standout basketball player and track athlete, averaging 17 points and 10 rebounds during his junior season on the hardwood, and finished second in the state with a shot-put toss of 50'-2". Dorsett Terrell Davis was born Jan. 24, 1979 in Shelby, Miss.

### DAVIS' REGULAR SEASON RECORD

Year	Club	G	S	UT	A	TT	S-Yds.	I-Yds.	PD	FF	FR	TD-Int.	TD-FR	S	Pts.
2002	Denver	0	0	0	0	0	0-0.0	0-0	0	0	0	0	0	0	0

## TERRELL DAVIS

**5-11 • 210 • 9TH YEAR • GEORGIA**

**BORN:** October 28, 1972 in San Diego, Calif.  
**HIGH SCHOOL:** Lincoln Prep High School, San Diego, Calif.  
**RESIDES:** San Diego, Calif.  
**ACQUIRED:** Draft #6b (196th overall), 1995  
**PRO YEAR:** 9th • **YEAR WITH BRONCOS:** 9th  
**NFL GAMES PLAYED/STARTED:** 78/77 • **POSTSEASON:** 8/8

30

### RUNNING BACK



Terrell Davis, whose first four NFL seasons were as spectacular and accomplished as those of any running back in pro football history, has made solid strides to get healthy this past offseason, and looks to try and become the "T.D." of old. Davis suffered a setback last year, and spent the entire season on the injured reserve list. His last playing time came in 2001 with starts in each of the final five games. It marked the first time since the end of the 1998 season that Davis had been able to stay injury-free and play in more than four consecutive games, and in that span he averaged 4.7 yards per carry and 89.4 yards per game. His comeback, and his perseverance through adversity, prompted his teammates to nominate him for the 2001 Ed Block Courage Award. He was limited to just nine games over the course of the 1999-2000 seasons due to knee and lower leg injuries, and was able to play in just three of the Broncos' first 11 games last year before regaining his health and catching his stride in Week 12. Davis' 1999 season was reduced to just four games because of a torn right anterior cruciate ligament and a partially torn medial collateral ligament, as well as cartilage damage. He manged just five games (four starts) in 2000 because of ankle and lower leg injuries that began in the opening game and hounded him throughout the season. Last year Davis underwent a right knee scope after Week 1 and a left knee scope after Week 9, missing a total of eight games in the process. Prior to the injuries, Davis was clearly at the top of his game and was arguably the league's most outstanding player, coming off a 1998 season in which he was voted the National Football League's Most Valuable Player by the Associated Press, as the Broncos claimed their second straight World Championship. Davis, MVP of Super Bowl XXXII, is one of just nine players in NFL history to win both League and Super Bowl MVP honors in his career, joining Bart Starr, Terry Bradshaw, Marcus Allen, John Elway, Joe Montana, Steve Young, Emmitt Smith and Kurt Warner. He was voted to NFL's All-Decade team for the 1990s (second team). Davis is still on a path that has him poised to make a run at every significant rushing record in the game, all the while maintaining an active role in the Denver community, and a nationwide effort to improve the lives of America's youth through his Terrell Davis Salute the Kids Foundation and his support of Pop Warner football.

Davis led the AFC in rushing for three straight seasons, from 1996-98, and won his first NFL rushing title in '98 after finishing second behind Detroit's Barry Sanders for two years prior. He set the all-time NFL record for most rushing yards gained (2,476) in a regular and postseason combined in 1998, after setting the mark for combined attempts (495) in 1997. Davis also owns the best postseason per-rush (5.6) and per-game (142.5) averages in NFL history, while holding the third best per-game average for regular season play (97.5; Jim Brown is No. 1 at 104.3 and Barry Sanders is No. 2 at 99.8). **Here is a look at some of Davis' more prominent career statistical notes after seven seasons:**

- Just 78 games into his NFL career (77 starts), Terrell Davis is the Broncos' all-time leading rusher, with 7,607 yards. He is also the franchise record-holder for rushing attempts (1,655), rushing touchdowns (60) and total touchdowns (65) and ranks second in career rushing average (4.6).
- Davis has 169 receptions for 1,280 yards (7.6 avg.) and five touchdown receptions.

### OFF THE FIELD

*Terrell created the Terrell Davis Salute the Kids Foundation in 1999 to benefit children in need in both Denver and his hometown of San Diego. The foundation has many annual charity events that raise money to support programs that promote and develop the academic, recreational, psychological and physical well-being of children. Throughout the regular season the Salute the Kids Foundation selects 10 children to attend a Broncos home game. The children are selected through various organizations such as the YMCA, Boys & Girls Club and Outreach Program for the Homeless.*

### 1998 NATIONAL FOOTBALL LEAGUE MOST VALUABLE PLAYER

Terrell Davis was voted the National Football League's 1998 Most Valuable Player by the Associated Press, becoming the second Broncos player ever to win the award. John Elway was MVP in 1987. Davis earned the award by posting just the fourth 2,000-yard season in NFL history, with a franchise-record 2,008 and 23 total touchdowns. He was the 13th running back to claim the award and only the fourth running back in the previous 13 years to earn the most coveted individual award in professional football.

- He holds the franchise record for total yards from scrimmage (8,887) and ranks third in combined yards (also 8,117).
- Davis holds or shares 56 team records (21 in the postseason), including most points scored in a season (138 in 1998), most total yards from scrimmage in a season (2,225 in 1998), most rushing yards in a season (2,008 in 1998), most rushing touchdowns in a season (21 in 1998), most touchdowns in a season (23 in 1998), most rushing attempts (31) and rushing yards (184) in a postseason game, and most rushing and total touchdowns (3) in a postseason game.
- Davis also has the most career rushing yards in postseason play by a Bronco (871) and the most rushing and total touchdowns in postseason play by a Bronco (11).
- In 1998 Davis earned the Associated Press NFL Most Valuable Player Award, only the second Bronco (John Elway in 1987) to do so, and became just the eighth player in NFL history (now one of nine) to win both the NFL MVP and Super Bowl MVP awards during their careers.
- Davis reached the 6,000-yard rushing plateau faster than any player in Broncos' history, and third-fastest in NFL history. He also reached 7,000 total yards from scrimmage mark faster than any other Denver player, and second-fastest in NFL history.
- Davis ranks No. 1 all-time in 100-yard rushing games in the regular season by a Bronco (34), recording his 30th in just his 59th NFL contest (12/13/98) after notching his 25th in just his 50th NFL contest (10/11/98). Only three running backs in NFL history posted 30 100-yard rushing games more quickly than Davis.
- Davis is one of only three players to rush for 6,000 yards in his first four seasons and ranks third in all-time rushing yards in the first four seasons of an NFL career.
- Davis is one of only seven players to rush for 1,000 yards in each of his first four NFL seasons, and in 1998 became only the second player in NFL history with three straight 1,500-yard rushing seasons, as well as the second player to ever have three such seasons in his first four years in the NFL.
- One of Davis' most notable accomplishments was becoming the lowest-drafted player to rush for 1,000 yards in his first season (undrafted Dominic Rhodes of Indianapolis has now topped that with a 1,000-yard rookie season in 2001). Davis posted a 1,117-yard rookie season in 1995 after being taken by the Broncos in the sixth round with the 196th overall pick.

### NFL MVP & SUPER BOWL MVP

With his Associated Press Most Valuable Player award for the 1998 season, Terrell Davis became the eighth different player (it has happened nine times) to be named both League and Super Bowl MVP during their careers. Davis joins former Broncos quarterback John Elway to make Denver one of only two clubs to have multiple players accomplish the feat (San Francisco: Joe Montana and Steve Young).

#### Associated Press and Super Bowl MVP Winners

Player (Team and Pos.)	AP MVP Season(s)	Super Bowl MVP Season(s)
Bart Starr (Green Bay QB)	1966	1966
Terry Bradshaw (Pittsburgh QB)	1978	1978
Marcus Allen (L.A. Raiders RB)	1985	1983
<b>John Elway (Denver QB)</b>	<b>1987</b>	<b>1998</b>
Joe Montana (San Francisco QB)	1989-90	1981, '84, '89
Steve Young (San Francisco QB)	1992, '94	1994
Emmitt Smith (Dallas RB)	1993	1993
<b>Terrell Davis (Denver RB)</b>	<b>1998</b>	<b>1997</b>
Kurt Warner (St. Louis Rams QB)	1999, 2001	1999

\*Gino Marchetti (1958), Norm Van Brocklin (1960), Paul Hornung (1961) and Jim Taylor (1962) all won League MVP and NFL Championship Game MVP before there was a Super Bowl.

### DAVIS' PER-GAME AVERAGE RANKS THIRD ALL-TIME

Terrell Davis' career rushing average of 97.5 yards-per-game ranks No. 3 in NFL history, behind only Hall-of-Famer Jim Brown and future Hall-of-Famer Barry Sanders. Here's a look at the top three:

#### Top Three All-Time Per-Game Rushing Averages

Player	Yds./Gm.	Years Played
1. Jim Brown	104.3	1957-65
2. Barry Sanders	99.8	1989-98
3. <b>Terrell Davis</b>	<b>97.5</b>	<b>1995-present</b>

In just three years of participation in the postseason, Davis has already re-written the Broncos postseason record book, laying claim to 21 franchise records (56 overall). **Here is a look at Davis' postseason franchise records:**

- Most rushing attempts (32) and yards (199) in a game; most rushing TDs and total TDs in a game (3); longest run from scrimmage (62); most rushing and total TDs for a career (12); most total yards from scrimmage in a game (206); most total yards from scrimmage in a career (1,271); most points scored in a single postseason (48); most points scored in a career (74); most rushing yards in one year's postseason games (581); most rushing yards in a career (1,140); most 100-yard rushing games (7); most consecutive 100-yard rushing games (7); most consecutive games scoring a touchdown (7); most consecutive 20-carry performances (7); most two-point conversions in a single postseason (1); and most two point conversions in a career (1).

What is most amazing is that it took him only four postseason games to pass Sammy Winder's 461 career rushing yards (11 games). Also, Davis is the only AFC rushing leader in the 36-year history of the Super Bowl to be on the winning side in a Super Bowl game, doing so in Super Bowls XXXII and XXXIII. A conference leader has only made it to the Super Bowl nine times, with Emmitt Smith (Dallas in 1992, '93 and '95) and Davis being the only leaders to win the game. Larry Brown (Washington in 1972), Thurman Thomas (Buffalo in 1990, '91 and '93) and Jamal Anderson (1998) are the only other conference rushing champions to make it to the Super Bowl. Davis was drafted by Denver 196th overall in the sixth round of the 1995 NFL Draft.

**2002:** Davis spent the entire season on the Broncos injured reserve list with a left knee injury.

**2001:** Davis started all eight games in which he played and rushed for a team-leading 701 yds. on 167 carries (4.2) with a long of 57, while also catching 12 passes for 69 yds. (5.8) with a long of 16. He was chosen by his teammates as the Broncos' 2001 nominee for the Ed Block Courage Award, given to a player who has overcome significant adversity to return to the playing field. Davis became the franchise record-holder for career rushing attempts in the season finale at Ind. (1/6), passing Floyd Little (1,641) on his fifth carry of the game, a 4-yard gain in the 1st qtr. He finished the season with 1,655 career carries. For the day Davis carried the ball 18 times for 82 yards (4.6), with a long of 13, and passed Frank Tripucka (7,651) for third place in franchise history in total offense (passing and rushing), finishing the season at 7,607 for his career. In five consecutive starts to close the season Davis rushed for 447 yds.—an avg. of 89.4 yds. per game, which would project to 1,430 yds. over an entire season. It was his best five-game stretch in the regular season since the final five gms. of 1998 (516 yds.; avg. of 103.2). Davis had continued his steady pace vs. Oak. (12/30), rushing 18 times for 89 yards (4.9) to raise his career total in yards-from-scrimmage (rushing and receiving) to a franchise-record 8,805, passing Floyd Little (8,741). Bese by injuries for much of the past three seasons, his start at K.C. (12/16) marked the first time since Wks. 2-4 of the 1999 campaign that Davis started in three consecutive games. He played in his 75th career game vs. Sea. (12/9), rushing for 109 yds. on 19 carries (5.7) with a long of 57. He also caught two passes for eight yards. The 57-yd. scamper was his longest rush since a 70-yd. run at Seattle on 10/11/98, and helped propel him to his second 100-yd. game of the season, while extending his franchise record to 34 (reg. season). He started his fourth game of the season at Mia. (12/2), returning after a two-week layoff following arthroscopic surgery on his left knee, and rushed for 97 yds. on 20 carries (4.9). Davis suffered a tear of the lateral meniscus

### NFL'S LEADING TOUCHDOWN SCORERS, 1995-2001

Player	Team	1995	1996	1997	1998	1999	2000	2001	Total
1. Marshall Faulk	Ind./St. Louis	14	7	8	10	12	26	21	98
2. Emmitt Smith	Dallas	25	15	4	15	13	9	3	84
3. Chris Carter	Minnesota	17	10	13	12	13	9	6	80
4. Curtis Martin	N.E./N.Y.J.	15	17	5	9	5	11	10	72
5. <b>Terrell Davis</b>	<b>Denver</b>	<b>8</b>	<b>15</b>	<b>15</b>	<b>23</b>	<b>2</b>	<b>2</b>	<b>0</b>	<b>65</b>
6. Ricky Watters	Phil./Sea.	12	13	7	9	7	9	1	58



### DENVER BRONCOS CAREER RUSHING LEADERS

Most Rushing Attempts			Most Rushing Yards			Most Total Yds. from Scrim.		
Player	Years	Att.	Player	Years	Yds.	Player	Years	Yds.
1. Terrell Davis	1995-2002	1,655	1. Terrell Davis	1995-2002	7,607	1. Terrell Davis	1995-2002	8,887
2. Floyd Little	1967-75	1,641	2. Floyd Little	1967-75	6,323	2. Floyd Little	1967-75	8,741
3. Sammy Winder	1982-90	1,493	3. Sammy Winder	1982-90	5,428	3. Rod Smith	1994-2002	7,997

cartilage in his left knee vs. S.D. (11/11) and underwent arthroscopic surgery Nov. 12. He was declared inactive at Dal. (11/22) and vs. Wash. (11/18). Davis' 33 carries vs. S.D. (11/11) tied for the third most in a single game in his career, and tied for his second-highest total in a non-overtime game (42 carries in an OT win at Buf., 10/26/97; 34 at K.C., 11/16/97 and 33 at NYJ, 11/5/00). He finished the game vs. the Chargers with 83 rushing yds. and added 36 more on a season-high five receptions, but suffered the cartilage tear that would keep him out of the next two games. Davis missed six games (Wks. 2-7) after undergoing arthroscopic surgery on his right knee Sept. 20. In his return, at Oak. (11/5) Davis rushed for 70 yds. on 17 carries (4.5) and caught one pass for 16 yds., his longest of the season. Davis started the opener vs. the Giants (9/10) in his first game since November 13, 2000 and rushed for 101 yds. and a touchdown on 21 carries (4.8), moving into second place on the Broncos career rushing attempts list, ahead of Sammy Winder (1,493). Davis, who became the first Bronco to top the 7,000-yd. rushing mark for a career in the game, also had a catch for four yds.

**2000:** Davis played in five games and started four, rushing for 282 yds. on 78 carries (3.6) with a long of 24 and two touchdowns. An ankle/foot injury sustained in the season opener at St. Louis (9/4) hampered Davis through the first half of the season, keeping him out of five of the next seven games (vs. Atl., 9/10; at Oak., 9/17; at S.D., 10/8; vs. Cleve., 10/15 and at Cin., 10/22). He started the next two games (at the Jets, 11/5 and vs. Oak., 11/13) then returned to the inactive list for the final six games and Denver's AFC Wild Card Playoff Game at Balt. (12/31) after developing a stress reaction in his left lower leg. He wore a protective boot for the final four weeks of the regular season and the Broncos' one postseason week. Prior to the injury Davis returned to action Nov. 5 at the Jets after missing three full games (Wks. 6-8) and looked to be in midseason form with 33 carries for 115 yds. (3.5) and a touchdown in Denver's 30-23 win. Davis' 33 carries were the third most of his career (second most for a non-overtime game) and his most since Nov. 16, 1997 at K.C. (34). It was the 32nd regular season 100-yd. rushing game of Davis' career, and the first since Dec. 27, 1998 vs. Sea. (last overall was Super Bowl XXXIII vs. Atl., 1/31/99, 25-102). Davis made his second start of the season in Week 5 vs. N.E. (10/1) and rushed for 24 yds. on nine carries (2.7) with a long of 11 before aggravating his injury and leaving the game in the 2nd qtr. He returned from a two-game hiatus vs. K.C. (9/24) and played in a

### TERRELL DAVIS IN THE BRONCOS' RECORD BOOKS

#### Broncos All-Time Top Five Single-Season Rushing and Total Yardage Leaders

Rushing					Total Yardage					
Player	Year	Yds	Att	TD	Player	Year	Yds	Rush	Rec	TD
1. Terrell Davis	1998	2,008	*392	*21	1. Davis	1998	2,225	2,008	217	*23
2. Terrell Davis	1997	1,750	369	15	2. Davis	1997	2,037	1,750	287	15
3. Terrell Davis	1996	1,538	345	13	3. Portis	2002	1,872	1,508	364	17
4. Clinton Portis	2002	1,508	273	15	4. Davis	1996	1,848	1,538	310	15
5. Mike Anderson	2000	1,487	297	15	5. Armstrong	1974	1,812	1,407	405	12

\*also franchise single-season records

#### Broncos All-Time Single-Season Touchdown Leaders, Total and Rushing

Player	Total TDs	Player	Rushing TDs
1. Terrell Davis, 1998	23	1. Terrell Davis, 1998	21
2. Clinton Portis, 2002	17	2. Terrell Davis, 1997	15
3. Terrell Davis, 1997	15	Clinton Portis, 2002	15
Terrell Davis, 1996	15	Mike Anderson, 2000	15
Mike Anderson, 2000	15	5. Terrell Davis, 1996	13

#### Broncos All-Time Top Five Single-Game Rushing and Total Yardage Leaders

Rushing					Total Yardage				
Player, Opp. (Date)	Att	Yds	TD		Player, Opp. (Date)	Yds	Rush	Rec	TD
1. Mike Anderson at N.O. (12/3/00)	37	251 *	4		1. Anderson at N.O. (12/3/00)	256	228 *	5	4
2. Clinton Portis vs. Ariz. (12/23/02)	24	228	2		2. Portis, vs. Ariz. (12/23/02)	246	228	18	2
3. Terrell Davis vs. Cin. (9/21/97)	27	215	1		3. Davis at Buf. (10/26/97)	236	207	29	1
4. Terrell Davis at Sea. (10/11/98)	30	208	1		4. Davis vs. Cin. (9/21/97)	228	215	13	1
5. Terrell Davis at Buf. (10/26/97)	42	207	1		5. Davis at S.D. (11/30/97)	214	178	36	1

\*NFL rookie records

### DAVIS SETS BRONCOS' 100-YARD GAME MARK FOR A SEASON

Terrell Davis' 178-yard performance against Seattle, Dec. 27, 1998, was his 11th 100-yard game of the 1998 regular season, breaking his own team record of 10 set in 1997.

#### Most 100-yard Games, Regular Season

Player	Year	No. of Gms.
1. Terrell Davis	1998	11
2. Terrell Davis	1997	10
3. Clinton Portis	2002	8

reserve role, rushing six times for 41 yds. (6.8) with a long of 24. Davis was active but did not play at Oak. (9/17) because of the injury, one week after being declared inactive for Denver's home opener vs. Atl. (9/10). Davis started at halfback vs. the Rams (9/4) and rushed for 34 yds. on 9 carries (3.8) with a long of 12, playing in his first game since Oct. 3, 1999. He left the game in the 2nd qtr. with the ankle injury and did not return. Davis was voted team captain for the offense by his teammates. He started all four preseason games as he began his comeback from major knee surgery 10 months earlier.

**1999:** Davis started the first four games of the season before tearing his right anterior cruciate ligament, partially tearing his medial collateral ligament and sustaining cartilage damage vs. the Jets (10/3). He carried 67 times for 211 yds. (3.1) with a long of 26 and two touchdowns, and caught three passes for 26 yds. (8.7) with a long of 10 before his season was abruptly ended. Davis underwent surgery Oct. 13 at the world-renowned Steadman-Hawkins Clinic, and immediately embarked upon a 4-6 month rehabilitation process.

**1998:** Davis turned in a performance in 1998 that ranked among the greatest of all-time by a running back, claiming Associated Press NFL MVP honors with 25 votes, topping Minnesota QB Randall Cunningham (14) and WR Randy Moss (4), as well as Atlanta RB Jamal Anderson (4). He was also named Offensive Player of the Year by AP, first-team All-NFL and a starter in his third straight Pro Bowl as the only unanimous selection on all three ballots. The NFL's rushing and touchdown-scoring champion also picked up NFL MVP accolades from *Pro Football Weekly* and the *Professional Football Writers of America*, as well as Player of the Year honors from *The Sporting News* and *Football Digest*, Offensive Player of the Year from *College & Pro Football Newsweekly* and AFC Player of the Year from *Football News*. He capped his glorious run by picking up AFC Offensive Player of the Year honors from the Kansas City 101 Club, Professional Star of the Year acclaim for the second year in a row from the San Diego Hall of Champions and an ESPY Award for Pro Football Performer of the Year after becoming just the fourth player in league history to top the 2,000-yard rushing mark in a season. In the postseason he extended his NFL-record streak of 100-yard rushing performances to seven, in leading Denver to its second straight World Championship. Davis started at halfback in all 16 games and won his first NFL rushing title with 2,008 yards and 21 touchdowns on 392 carries (5.1), with a long of 70 (at Sea., 10/11), to become just the fourth player in league history to top the 2,000-yard rushing mark in a single season. His total ranked third-best all-time behind Hall-of-Famer Eric Dickerson's 2,105 (1984) and

### DAVIS HOLDS NFL SINGLE-SEASON RUSHING MARKS

Terrell Davis' 1997 and 1998 regular and postseason combined totals for rushing attempts and yards rank No. 1 and No. 2 all-time for an entire season. Meanwhile, his 26 total touchdowns in 1998 rank No. 4 all-time, and his 14 100-yard games in both 1997 and 1998 tie for first all-time. Here is a look at the most outstanding seasons in NFL history in those categories:

#### Most Rushing Attempts, Entire Season

495	Terrell Davis, Denver, 1997 (20 games)
470	Terrell Davis, Denver, 1998 (19 games)
462	John Riggins, Washington, 1983 (19 games)

#### Most Rushing Touchdowns, Entire Season

31	Emmitt Smith, Dallas, 1995
30	John Riggins, Washington, 1983
24	Emmitt Smith, Dallas, 1994
24	Terrell Davis, Denver, 1998
23	Terrell Davis, Denver, 1997

#### Most 100-yard Games, Entire Season

1.	Terrell Davis, Denver	1998	14 (11 and 3)
	Terrell Davis, Denver	1997	14 (10 and 4)
	Barry Sanders, Detroit	1997	14 (14 and 0)
4.	Jamal Anderson	1998	13 (12 and 1)
	Barry Foster, Pittsburgh	1992	13 (12 and 1)
	Eric Dickerson, L.A. Rams	1984	13 (12 and 1)

#### Most Rushing Yards, Entire Season

2,476	Terrell Davis, Denver, 1998 (19 games)
2,331	Terrell Davis, Denver, 1997 (20 games)
2,212	Eric Dickerson, L.A. Rams, 1984 (17 games)

#### Most Total Touchdowns, Entire Season

31	Emmitt Smith, Dallas, 1995 (all rushing)
30	John Riggins, Washington, 1983 (all rushing)
27	Marshall Faulk, St. Louis, 2000 (18 rush./9 rec.)
26	Terrell Davis, Denver, 1998 (24 rush./1 rec.)
25	Emmitt Smith, Dallas, 1994 (24 rush./1 rec.)
24	Priest Holmes, Kansas City, 2002 (21 rush./3 rec.)
23	Terrell Davis, Denver, 1997 (all rushing)
23	Jerry Rice, San Francisco, 1987 (1 rush./22 rec.)
23	O.J. Simpson, Buffalo, 1975 (16 rush./7 rec.)
23	Chuck Foreman, Minnesota, 1975 (14 rush./9 rec.)

### DAVIS AMONG 100-YARD GAME LEADERS

With his 147-yard effort at the New York Giants Dec. 13, 1998, Terrell Davis recorded his 30th career 100-yard rushing game in just his 59th regular season contest, making him the fourth-fastest to reach that plateau among all-time NFL running backs. Here is a look at the top five:

#### Fewest Games Needed to Reach 30 Career 100-yard Rushing Games

Player	Team	No. of Gms.
1. Earl Campbell	Houston	51
2. Eric Dickerson	L.A. Rams	53
3. Jim Brown	Cleveland	57
4. <b>Terrell Davis</b>	<b>Denver</b>	<b>59</b>
5. Walter Payton	Chicago	65

Davis rushed for 100 or more yards 34 times in his regular season career, and the Broncos posted a 30-4 record in those contests. Denver is a perfect 7-0 in the postseason when Davis rushed for 100 yards.

Barry Sanders' 2,053 (1997), and helped Davis become the Broncos' all-time career rushing leader with 6,413 yards, passing Floyd Little (6,323; 1967-75). He amassed his total in just 61 career games, giving him the best per-game rushing average in NFL history at 105.1 yards per game at the end of '98, just ahead of the only other player to average more than 100 yds. per game: Jim Brown (104.3). Davis also caught 25 passes for 217 yards (8.7) and two touchdowns in '98 to account for 2,225 total yards from scrimmage (2nd in NFL). Davis finished his fourth season with a whopping 7,594 total yards in his career, second most ever in the first four years of a career, trailing only Dickerson (7,842). Davis' 23 total TDs were the most by a Bronco in a single season, and tied for third most in NFL history (Jerry Rice, 1987 and O.J. Simpson, 1975) behind Emmitt Smith's 25 (1995) and John Riggins' 24 (1983). He shattered his previous club record of 15 set in 1996 (13 rush./2 rec.) and '97 (15 rush.), and his 21 rushing TDs also represent a team record, six better than the 15 he scored in 1997. In all for 1998, Davis set franchise single-season records for attempts (392), yards (2,008), rushing TDs (21), total TDs (23), total yards from scrimmage (2,225), total combined yards (also 2,225—that total includes returns), scoring (138) and 100-yd. games (11), conquering several more new categories in the Broncos' record book. Davis finished the season with 61 total touchdowns for his career (in 61 games), more than any other Bronco in history (Floyd Little, 54, 1967-75), and scored more touchdowns in the first four years of an NFL career than any other player (Marcus Allen—58). He also scored more rushing touchdowns per game (.918; 56 in 61 gms.) for his career than any other player in history. Davis became just the third player in NFL history to reach the 1,000-yd. plateau in the first seven games (1,001) of a season, matching Hall of Famers Jim Brown (Cleve., 1958) and O.J. Simpson (1973 and '75), and is the second back in NFL history to string together three straight 1,500-yd. rushing seasons (Barry Sanders, 1994-97). He recorded his third 1,500-yd. season in just his fourth year, tying Dickerson for fastest in league history to post such a total. In games 2-8 he put together a franchise-record streak of seven 100-yd. rushing performances. Davis in 1998 led the NFL in rushing yards, touchdowns, rushing touchdowns, first downs (112) and points (138), and ranked second in total yards from scrimmage (2,225). He was named AFC Offensive Player of the Month for September (94-489-5.2-63t-6 in four games) and October (81-512-6.3-70-6), the third and fourth such awards of his career (Sept. 1996 and '97), and earned four AFC Offensive Player of the Week awards (Wks. 2, 5, 8 and 17; 4th, 5th, 6th and 7th of his career), while also garnering a Miller Lite NFL Player of the Week honor (Week 2). Davis was outstanding in Week 2 vs. Dallas, rushing for 191 yards and three touchdowns on 23 carries (8.3), including touchdown runs of 59 and 63 yds. to earn both AFC Offensive

### TOPPING THE CENTURY MARK — AGAIN AND AGAIN

Terrell Davis' 149-yard rushing performance at Cincinnati, Nov. 1, 1998, extended his own team record for consecutive 100-yard games to seven. Separately, he has an NFL-record seven-game streak of 100-yard performances in the postseason.

#### Most Consecutive 100-yard Rushing Games by a Bronco

Player, Year	100-yard Gms.	Date, Opponent (Yards)
Terrell Davis, 1998	7	9/13 vs. Dal. (191); 9/20 at Oak. (104); 9/27 at Was. (119); 10/4 vs. Phi. (168); 10/11 at Sea. (208); 10/25 vs. Jax. (136); 11/1 vs. Cin. (149)
Terrell Davis, 1997-99*	7	12/27/97 vs. Jax. (184); 1/4/98 at K.C. (101); 1/11/98 at Pitt. (139); 1/25/98 vs. G.B. (157); 1/9/99 vs. Mia. (199); 1/17/99 vs. N.Y.J. (167); 1/31/99 vs. Atl. (102)
Terrell Davis, 1997	4	10/26 at Buf. (207); 11/2 vs. Sea. (101); 11/9 vs. Car. (104); 11/16 at K.C. (127)
Terrell Davis, 1997	4	8/31 vs. K.C. (101); 9/7 at Seattle (107); 9/14 vs. St. Louis (103); 9/21 vs. Cin. (215)
Terrell Davis, 1996	4	9/8 at Sea. (111); 9/15 vs. T.B. (137); 9/22 at K.C. (141); 9/29 at Cin. (112)
Bobby Humphrey, 1990	4	9/16 vs. K.C. (132); 9/23 vs. Sea. (129); 9/30 at Buf. (177); 10/8 vs. Cleve. (106)
Otis Armstrong, 1974	4	11/24 at Oak. (146); 11/28 at Det. (144); 12/8 vs. Hou. (183); 12/15 at S.D. (142)

\*denotes postseason streak

### DIALING LONG DISTANCE FOR SIX

On Sept. 13, 1998, Terrell Davis had 59- and 63-yard touchdown runs on consecutive carries in the first quarter. It marked just the third time in NFL history that a player has posted two scoring runs of 50 yards or longer in the same quarter:

#### Long-Distance Touchdown Runs in the Same Quarter

Player	Team and Opponent	Date	Length of Touchdown Runs
Cliff Battles	Washington vs. Pittsburgh	Oct. 17, 1937	60- and 72-yard TDs in 4th quarter
LeShon Johnson	Arizona vs. New Orleans	Sept. 22, 1996	56- and 70-yard TDs in 4th quarter
<b>Terrell Davis</b>	<b>Denver vs. Dallas</b>	<b>Sept. 13, 1998</b>	<b>63- and 59-yard TDs in 1st quarter</b>

Player of the Week and Miller Lite NFL Player of the Week honors. The 191-yard rushing total ranked sixth on his personal single-game ledger, and the two long runs—which came on successive plays—stand as the fourth longest (63) and sixth longest (59) of his career (7 of his top 9 have gone for touchdowns), and made him just the third player in NFL history to post two scoring runs of 50 yards or longer in the same quarter (Cliff Battles, Wash. vs. Pitt., 10/17/37, 60 & 72 yds. in 4th qtr.; LeShon Johnson, Ariz. vs. N.O., 9/22/96, 56 & 70 yds. in 4th qtr.). Davis' 138 yards in the first quarter (best one-quarter total of his career) vs. Dallas (9/13) gave him his second career 100-yd. quarter, en route to his seventh career 100-yd. half (154). His three rushing touchdowns tied the franchise record and moved him past Sammy Winder (39) into second place on the Broncos all-time rushing touchdowns list. He set a franchise record vs. Dallas by scoring a rushing touchdown for the sixth straight game, besting the previous record of five that he shared with Winder (Davis—'97, Winder—'85). Davis' first two touchdowns of the season came in the season-opener vs. New England (9/7) on a 9-yard run in the second quarter that gave Denver a 17-0 lead, and a 1-yard run in the fourth quarter for a 27-14 margin. In that game he passed Otis Armstrong (4,453 yds.) to move into third place on Denver's all-time rushing list. He went over 100 yds. again at Oakland (9/20) with 28 carries for 104 yds (3.7), and moved past Otis Armstrong (1,023) for third on the Broncos' all-time list for rushing attempts. He then went over the century mark again the next week at Washington (9/27) with 119 on 21 carries (5.7), including a 42-yd. touchdown run that ranked at the time as his seventh longest rush from scrimmage. The score came in the third quarter to give Denver a 24-0 lead. Davis was spectacular again vs. Philadelphia (10/4), posting his 24th career 100-yd. game with 168 yards and two touchdowns on 20 carries—all in the first half—to earn AFC Offensive Player of the Week honors for the fifth time in his career. He did not play in the second half with the game comfortably in hand. Davis gained 120 yards and scored both touchdowns (20- and 1-yd. runs) in the first quarter—his third career 100-yd. qtr.—and had reached 168 yds. by halftime to post a new career high for a half before resting for the remainder of the contest. Davis' two rushing touchdowns moved him into a tie with Floyd Little (43) for the franchise career record, and gave him 45 total touchdowns to move ahead of Riley Odoms (44) and Lionel Taylor (44) for fourth on Denver's all-time list. In the Philadelphia contest he also became just the seventh player in NFL history to amass more than 5,000 rushing yards in the first four years of a career, and did so in his 50th NFL game to become the fourth-fastest to accomplish the feat (Eric

### DAVIS' 1998 REGULAR SEASON RUSHING TOTAL RANKS AMONG BEST ALL-TIME

Terrell Davis' 1998 season will be one to remember for a long time in Denver, as he produced more total yards from scrimmage, rushing yards, attempts and touchdowns than any player in a season in franchise history. His rushing total of 2,008 yards ranks No. 3 all-time in a single season by any back, and No. 1 all-time by an AFC back. He also holds the No. 16 spot on the list:

#### Top Single-Season Rushing Totals in NFL History (regular season)

Player	Year	Team	Yards	Att.	Avg.	TD
1. Eric Dickerson	1984	L.A. Rams	2,105	379	5.6	14
2. Barry Sanders	1997	Detroit	2,053	335	6.1	11
3. <b>Terrell Davis#</b>	<b>1998</b>	<b>Denver</b>	<b>2,008*</b>	<b>392*</b>	<b>5.1</b>	<b>21</b>
4. O.J. Simpson#	1973	Buffalo	2,003	332	6.0	12
5. Earl Campbell#	1980	Houston	1,934	373	5.1	13
6. Barry Sanders	1994	Detroit	1,883	331	5.7	7
7. Jim Brown	1963	Cleveland	1,863	291	6.4	12
8. Ricky Williams	2002	Miami	1,853	383	4.8	16
9. Walter Payton	1977	Chicago	1,852	339	5.5	14
10. Jamal Anderson	1998	Atlanta	1,846	410	4.5	14
11. Eric Dickerson	1986	L.A. Rams	1,821	404	4.5	11
12. O.J. Simpson#	1975	Buffalo	1,817	329	5.5	16
13. Eric Dickerson	1983	L.A. Rams	1,808	390	4.6	18
14. Emmitt Smith	1995	Dallas	1,773	377	4.7	25
15. Marcus Allen#	1985	L.A. Raiders	1,759	390	4.5	11
16. <b>Terrell Davis#</b>	<b>1997</b>	<b>Denver</b>	<b>1,750*</b>	<b>369</b>	<b>4.7</b>	<b>15</b>

\*-highest in AFC history    3-7th-highest in AFC history    # AFC running backs



**1,500 — 1,500 — 1,500**

On Nov. 29, 1998 at San Diego, Terrell Davis surpassed the 1,500-yard rushing mark for the season, reaching that plateau for the third consecutive season — a feat previously accomplished by only Barry Sanders. By doing so in his fourth year, Davis tied Eric Dickerson as the only players in league history to rush for 1,500 or more yards three times in the first four seasons of a career:

**Fastest to Post Three 1,500-yard Seasons**

Player	Team	Year Reaching Third 1,500-yard Season
1. <b>Terrell Davis</b>	<b>Denver</b>	<b>4th</b>
Eric Dickerson	L.A. Rams	4th
3. Emmitt Smith	Dallas	6th

Dickerson-45 gms., Earl Campbell-46, Jim Brown-48). He also became just the sixth Bronco ever to amass 6,000 total yards from scrimmage, doing so faster than any of the others (50 gms.). Davis posted the second-highest rushing total of his career—and the second-highest in the NFL in 1998—at Seattle in Week 6 with 208 yds. and a touchdown on 30 carries, giving him a franchise-record fifth-straight 100-yd. rushing performance. His 70-yd. scamper in the 4th qtr. was the longest non-scoring rush of his career, and his second longest overall, helping him to his fourth career 100-yd. qtr. (122; 4th) and his ninth career 100-yd. half (135; 2nd). With one touchdown in the Seattle contest, Davis became the Broncos' all-time leader in rushing touchdowns, topping the previous record held by Little (43 from 1965-77). He kept his record-breaking form intact in his next outing vs. Jacksonville (10/25), racking up 136 yds. and a franchise-record-tying 3 TDs (3rd time with 3 rushing; 5th time with 3 total TDs) on 31 carries (4.4), as well as a career-high 76 yards on 5 receptions to record 212 total yds. from scrimmage and earn his third AFC Offensive Player of the Week award of '98 (6th of career) and seal his second straight AFC Offensive Player of the Month award (4th of career). Davis finished the day at 1,001 rushing yds. in the first 7 games of the season, tying him with Jim Brown (Cleve., 1958) and O.J. Simpson (1973 and '75) as the fastest to reach 1,000 yds. in a season. His three touchdowns also moved him past Sammy Winder (48) for second place on the Broncos' all-time career touchdown list. In the game he also passed Walter Payton to claim the fifth-highest rushing total in the first four years of an NFL career, and extended his franchise-record streak of 100-yd. games to six. Davis climbed to new heights at Cincinnati (11/1) with 149 yds. and 2 TDs on 27 carries (5.5) to move past Sammy Winder (5,428) into second place on the Broncos' all-time rushing list. He also caught one pass for 3 yds. It was Davis' seventh straight 100-yd. game, to extend his franchise-record streak, and the 27th of his career. His streak would end a week later vs. San Diego (11/8) when he tallied 69 yds. on 20 carries and 19 more on two receptions, but he still managed to make history with his two touchdowns. After a 4 yd. TD reception from Bubby Brister in the first qtr. for his first receiving TD of the year, Davis scored on a 24-yd. run in the second qtr.—his longest carry of the day—to notch his franchise-record 16th TD of the season. In Game 10 at Kansas City (11/16) on Monday Night Football, Davis carried 18 times for 111 yds. (6.2) and scored his 16th rushing touchdown of the season on his longest rush of

**FEWEST GAMES NEEDED TO REACH 1,000 YARDS IN A SINGLE SEASON**

With his 136-yard rushing performance against Jacksonville Oct. 25, 1998, Terrell Davis became just the third player in NFL history to rush for 1,000 yards in seven games, joining the likes of Hall of Famers Jim Brown and O.J. Simpson. This feat has now been accomplished four times, twice by Simpson:

**Fastest to 1,000 Yards in a Season by an NFL Running Back**

Player, Team	Year	No. of Games Needed to Reach 1,000	Rushing Yards After 7 Gms.	Rushing Yards For Season
<b>Terrell Davis, Den.</b>	<b>1998</b>	<b>7</b>	<b>1,001</b>	<b>2,008</b>
Jim Brown, Cleve.	1958	7	1,011	1,527
O.J. Simpson, Buf.	1973	7	1,025	2,003
O.J. Simpson, Buf.	1975	7	1,005	1,817

**Fastest to 1,000 Yards in a Season by a Broncos Running Back**

Player	Year	No. of Games Needed to Reach 1,000	Rushing Yards For Season
1. <b>Terrell Davis</b>	<b>1998</b>	<b>7</b>	<b>2,008</b>
2. <b>Terrell Davis</b>	<b>1997</b>	<b>8</b>	<b>1,750</b>
3. <b>Terrell Davis</b>	<b>1996</b>	<b>10</b>	<b>1,538</b>
4. Olandis Gary	1999	11	1,159
5. Otis Armstrong	1974	12	1,407
6. Clinton Portis	2002	13	1,508
Mike Anderson	2000	13	1,487
<b>Terrell Davis</b>	<b>1995</b>	<b>13</b>	<b>1,117</b>
Floyd Little	1971	13	1,133

**DAVIS' POSTSEASON AVERAGES BEST ALL-TIME**

Terrell Davis' 5.6 yards-per-carry career average in postseason play (1,140 yards on 204 carries) ranks first all-time among NFL running backs. He also possesses the NFL's best yards-per-game average in the postseason, at 142.5 (1,140 in eight games).

**Career Postseason Yds.-Per-Carry Avg. (min. 600 Yards)**

Player	Team	Gms.	Att.	Yds.	Avg.
1. <b>Terrell Davis</b>	<b>Broncos</b>	<b>8</b>	<b>204</b>	<b>1,140</b>	<b>5.59</b>
2. Marcus Allen	Raiders/K.C.	16	267	1,347	5.04
3. Eric Dickerson	Rams/Colts	7	148	724	4.89

**Career Postseason Yds.-Per-Game Avg. (Min. 5 Gms.)**

Player	Team	Games	YPG
1. <b>Terrell Davis</b>	<b>Broncos</b>	<b>8</b>	<b>142.5</b>
2. John Riggins	Redskins	9	110.7
3. Eric Dickerson	Rams/Colts	7	103.4

the day (41 yds.) to set a new franchise single-season mark (15 by Davis in '97). It was also his 55th career TD (51 rush./4 rec.), making him the Broncos' all-time leader, and established a franchise record by scoring a rushing touchdown for the seventh consecutive game (previous best was Davis, 6 straight, 1997-98), despite sitting out the 4th qtr. with a mild concussion. Davis provided the spark the Broncos needed vs. Oakland (11/22), muscling his way to 162 yds. on 31 carries, including a 1-yd. TD run in the 2nd qtr., to go along with 26 yds. on three pass receptions. In the game he moved from sixth to second place on the NFL's all-time list for total yards from scrimmage in the first four years of a career (passing Thurman Thomas, Emmitt Smith, Marcus Allen and Barry Sanders), finishing the day at 7,007 (Eric Dickerson—7,428). With 110 yds. in the 1st half, Davis notched his 10th career 100-yd. half (4 of which have come in one qtr.), and with his rushing touchdown extended his franchise-record streak to eight straight games with such a score (12 rushing TDs in the 8 gms. of the streak). Davis was held to 74 yds. on 24 carries at San Diego (11/29), but went over the 1,500-yd. rushing mark for the season, giving him three straight seasons over 1,500, a feat achieved previously by just one man: Detroit's Barry Sanders (1994-97). Davis was held under 100 yds. for just the third time all season, and the second time by San Diego. He tied the franchise record for touchdowns in a game for the sixth time in his career vs. Kansas City (12/6), scoring three and rushing for 88 yds. on 24 carries, while also catching five passes (ties season high) for 45 yds. He scored on runs of 1-yd. each in the 1st, 2nd and 3rd qtrs., the latter of which was the 59th of his career, giving him more total TDs in the first four years of a career than any other player in history (Marcus Allen, 58). In the K.C. game, Davis fumbled for the first time in the regular season since Nov. 2, 1997 vs. Seattle, a span of 443 carries and 477 total touches. It was, however, the first time he had lost a fumble since Nov. 24, 1996, at Minnesota, a span of 767 carries and 836 total touches. At the Giants (12/13), Davis logged his 10th 100-yd. game of the season to tie his franchise record from 1997, and the 30th of his career, with 147 yds. on 28 carries (5.3). In so doing, Davis eclipsed his franchise record for rushing yards in a season (1,750) set the year before, finishing the day at 1,801 with two games remaining. His 27-yd. TD with 4:08 remaining in the game gave Denver a 16-13 lead, and was his 56th career rushing TD to pass Earl Campbell and Eric Dickerson for most in the first four years of a career. In the season-finale vs. Seattle (12/27), Davis needed 170 yards to become just the fourth player in NFL history to rush for 2,000 or more yards in a single season—and delivered, with 178 yds. on 29 carries (6.1) to finish at 2,008 yds., third-best all-time

**DAVIS' 1997 AND 1998 POSTSEASONS RANK AMONG BEST ALL-TIME**

With his 30-carry, 157-yard performance against Green Bay in Super Bowl XXXII, Terrell Davis finished the 1997 postseason with 581 yards on 112 carries in four games. His attempts and rushing yardage both rank second in NFL history for a single postseason, and he scored an NFL postseason record eight touchdowns, surpassing by two the mark of six held by six other players. Davis added his name again to the list in 1998, posting the third-highest yardage total, and the highest total for a three-game postseason:

**Most Rushing Yards in One Postseason**

Player, Team	Season (Gms.)	Att.	Yds.	TDs
1. John Riggins, Washington	1982 (4)	136	610	4
2. <b>Terrell Davis, Broncos</b>	<b>1997 (4)</b>	<b>112</b>	<b>581</b>	<b>8</b>
3. <b>Terrell Davis, Broncos</b>	<b>1998 (3)</b>	<b>78</b>	<b>468</b>	<b>3</b>
4. Marcus Allen, Raiders	1983 (3)	58	466	4
5. Eddie George	1999 (4)	108	449	3

**Most Rushing Touchdowns in One Postseason**

8 <b>Terrell Davis, Denver, 1997</b>
6 Emmitt Smith, Dallas, 1995
6 Ricky Watters, Philadelphia, 1995
6 Gerald Riggs, Washington, 1991
6 John Riggins, Washington, 1983
6 Franco Harris, Pittsburgh, 1974
6 Larry Csonka, Miami, 1973

**Most Total Touchdowns in One Postseason**

8 <b>Terrell Davis, Denver, 1997</b>
6 Emmitt Smith, Dallas, 1995
6 Ricky Watters, Philadelphia, 1995
6 Gerald Riggs, Washington, 1991
6 Jerry Rice, San Francisco, 1988
6 John Riggins, Washington, 1983
6 Franco Harris, Pittsburgh, 1974
6 Larry Csonka, Miami, 1973

### DAVIS OWNS FIFTH-BEST POSTSEASON RUSHING GAME

With a 199-yard outburst vs. Miami in an AFC Divisional Playoff Game, Jan. 9, 1999, Terrell Davis etched his name further into the NFL record book. His performance—while also representing a Broncos postseason record—ranks fifth on the NFL's all-time postseason single-game list:

#### Most Rushing Yards in a Postseason Game, NFL

Player	Team	Yards	Opponent	Date
1. Eric Dickerson	L.A. Rams	248	Dallas	Jan. 4, 1986
2. Lamar Smith	Miami	209	Indianapolis	Dec. 30, 2000
3. Keith Lincoln	San Diego	206	Boston	Jan. 5, 1964
4. Tim Smith	Washington	204	Denver	Jan. 31, 1988
5. <b>Terrell Davis</b>	<b>Denver</b>	<b>199</b>	<b>Miami</b>	<b>Jan. 9, 1999</b>

(Dickerson-2,105 in 1984; Sanders-2,053 in 1997), and claim his first NFL rushing title. Davis is the second Bronco to do so, joining Otis Armstrong, who led the league with 1,407 yds. in 1974. He gained 54 yds. in the 1st qtr., 28 in the 2nd, 51 in the 3rd and 45 in the 4th, with the final, history-making yardage coming on a 15-yd. run on 2nd-and-6 from the Seahawks' 48-yd. line with 8:52 remaining in the game. Along the way he also became the Broncos' all-time leading rusher, topping Floyd Little's previous record of 6,323 yds. in the 3rd qtr. It was his franchise-record 11th 100-yd. game of the season, and tied for the fifth-highest single-game rushing total in franchise history (tied for his own fourth-highest), and earned him AFC Offensive Player of the Week honors for the fourth time in 1998. **1998 Postseason:** Davis started at halfback in all three postseason contests and rushed for 468 yards on 78 carries (6.0) to run his combined season rushing total (regular and postseason combined) to an NFL-record 2,476 yds., topping his own previous league standard of 2,331 set one year earlier. He also caught four passes for 69 yds. (17.3) with a long of 39, which came in Super Bowl XXXIII vs. Atlanta (1/31). During the 1998 postseason Davis moved up to sixth in NFL all-time postseason rushing yardage with 1,140 yards, passing Larry Csonka (891) and John Riggins (996) in the AFC Championship Game vs. the Jets (1/17). Davis' 468 rushing yards in the 1998 playoffs represent the third-highest rushing total in one postseason (John Riggins, 610 yards in 1982; Davis, 581 in 1997), and the highest for a three-game postseason. His career postseason rushing averages of 142.5 yds.-per-game and 5.6 yds.-per-attempt stood as the best in NFL history after 1998, and Davis finished the season with the record for most consecutive 100-yard rushing games in the postseason with seven, a figure that also ties him with Dallas' Emmitt Smith most total 100-yard games in the postseason. Davis now holds every major franchise postseason rushing record, and also became the all-time leader in touchdowns (12) and points scored (74). In the AFC Divisional Playoff Game vs. Miami (1/9) he set a Broncos postseason record with 199 rushing yards—the fourth-highest single-game total in NFL postseason history—on 21 carries (9.5; also a franchise record), with two touchdowns. Davis, who also caught one pass for 7 yards, was scintillating as he temporarily moved into eighth place on the NFL's career postseason rushing list, finishing the day at 871 career yards to pass Chuck Foreman (860), Roger Craig (841) and Earnest Byner (839). Both touchdowns came in the 1st qtr. on runs of 1 and 20 yards to give Denver a 14-0 lead, and his 62-yard run on the first play of the second half was the longest postseason run in franchise history, topping his 59-yard burst in the 1997 Wild Card win over Jacksonville (12/27/97). His 21 carries made him the Broncos' all-time postseason leader in that category, finishing the day at 147 to pass Sammy Winder (144), and he had his first postseason 100-yd. half (129; 1st half). He followed that performance with 167 yards on a franchise postseason-record 32

### DAVIS BECOMES BRONCOS' POSTSEASON RUSHING LEADER, CLIMBS NFL CHART

In just his second venture into the postseason, Terrell Davis in 1997 vaulted to the top of Denver's all-time postseason rushing chart, and climbed into ranks of the NFL's all-time postseason rushing leaders in 1998. Here is a look at the top three Broncos postseason rushers of all time, and the top six NFL postseason rushers of all-time:

#### Broncos Postseason Career Rushing Leaders

Player	Games	Attempts	Yds.	Avg.	TD
1. <b>Terrell Davis</b>	<b>8</b>	<b>204</b>	<b>1,140</b>	<b>5.6</b>	<b>12</b>
2. John Elway	22	94	461	4.9	6
Sammy Winder	11	144	461	3.2	1

#### NFL Postseason Career Rushing Leaders

Player	Team	Yards	TD
1. Emmitt Smith	Dallas	1,586	19
2. Franco Harris	Pittsburgh	1,556	16
3. Thurman Thomas	Buffalo	1,442	16
4. Tony Dorsett	Dallas	1,383	9
5. Marcus Allen	L.A. Raiders/K.C.	1,347	11
6. <b>Terrell Davis</b>	<b>Denver</b>	<b>1,140</b>	<b>12</b>

### DAVIS FINISHES WITH STRING OF SEVEN STRAIGHT POSTSEASON 100-YARD GAMES

Terrell Davis finished his career with an NFL-record streak of seven straight 100-yard rushing performances in postseason play:

#### Most Consecutive 100-yard Postseason Games

Player	Team	Year(s)	Consecutive 100-yd. Gms.
1. <b>Terrell Davis</b>	<b>Denver</b>	<b>1997-98 (current)</b>	<b>7</b>
2. John Riggins	Washington	1982-83	6
3. Thurman Thomas	Buffalo	1990-91	4

He also has scored a touchdown in each of the past seven postseason games in which he's played, tied for the third-best streak in NFL history:

#### Most Consecutive Postseason Games Scoring a Rushing Touchdown

Player	Team	Year(s)	Consecutive 100-yd. Gms.
1. Emmitt Smith	Dallas	1993-96	8
Thurman Thomas	Buffalo	1992-98	8
3. <b>Terrell Davis</b>	<b>Denver</b>	<b>1997-98 (current)</b>	<b>7</b>
John Riggins	Washington	1982-84	7
5. Franco Harris	Pittsburgh	1974-75	5
Curtis Martin	New England/N.Y. Jets	1996-98	5

carries (5.2) in the AFC Championship Game vs. the Jets (1/17), including a 31-yd. touchdown run in the 3rd qtr. that was his longest carry of the day. He also caught one pass for 12 yds. Davis' TD gave the Broncos a 20-10 lead en route to a 23-10 win and a repeat appearance in the Super Bowl. It also gave him a rushing TD in seven consecutive postseason games, tied for the third longest streak in NFL history. Davis capped his brilliant season with 102 yards on 25 carries (4.1) in Super Bowl XXXIII vs. Atlanta (1/31). His longest rush went for 15 yards, and he added two catches for 50 yards, including a 39-yarder, the longest reception of his career. The 100-yd. performance was Davis' seventh in a row in the postseason, an NFL record, and his 14th in 1998 (regular and postseason combined) to tie himself and Barry Sanders (both 1997) for the NFL record. With the win, Davis also became the second player in NFL history to win the NFL rushing title and the Super Bowl in the same season (Dallas' Emmitt Smith has done it three times: 1992, 1993 and 1995).

**1997:** Davis took many huge steps towards being touted as the best running back the sport has seen in many years, putting up numbers never before reached by a Broncos running back—not even himself a year earlier. Among the franchise records set by Davis in 1997 were new standards for rushing yards in a season (1,750), most rushing touchdowns in a season (15), most rushing attempts in a season (369), 100-yard performances in a season (10) and total yards from scrimmage in a season (2,037). He also tied the NFL record for most two-point conversions in a year with three, a feat that had been accomplished seven times prior. His postseason effort was also one to remember, as he posted four consecutive 100-yard games and scored an NFL-record eight touchdowns (all on the ground) to lead Denver to its first ever World Championship. Davis also added his second Pro Bowl appearance to his résumé as well as earning numerous individual awards, including Super Bowl XXXII Most Valuable Player honors. Among Davis' awards for his performance during the 1997 season were AFC Player of the Year by the KC 101 Club and *Football News* as well as first-team AFL-Pro honors from the Associated Press, *Sports Illustrated*, *Pro Football Weekly*, *College and Pro Football Weekly*, *The Sporting News*, *Football News*, *Football Digest* and *USA Today*. He was also given the Mackey Award

### DAVIS AMONG SUPER BOWL RECORD HOLDERS AFTER MVP PERFORMANCE

Terrell Davis returned to his hometown of San Diego for Super Bowl XXXII in January 1998 and rushed for 157 yards on 30 carries and scored three touchdowns, as Denver defeated Green Bay 31-24. He was named the game's Most Valuable Player, and set or tied three records, as detailed below:

#### Most Total Touchdowns in a Super Bowl

1. <b>Terrell Davis (3*), Denver vs. Green Bay, 1998</b>
Ricky Watters (3), San Francisco vs. San Diego, 1995
Jerry Rice (3), San Francisco vs. Denver, 1990
Jerry Rice (3), San Francisco vs. San Diego, 1995
Roger Craig (3), San Francisco vs. Miami, 1985

\* All rushing, most ever in a Super Bowl

#### Most Points in a Super Bowl

1. <b>Terrell Davis (18), Denver vs. Green Bay, 1998</b>
Ricky Watters (18), San Francisco vs. San Diego, 1995
Jerry Rice (18), San Francisco vs. Denver, 1990
Jerry Rice (18), San Francisco vs. San Diego, 1995
Roger Craig (18), San Francisco vs. Miami, 1985

#### Most Rushing Attempts in a Super Bowl

38 John Riggins, Washington vs. Miami, 1983
34 Franco Harris, Pittsburgh vs. Minnesota, 1975
33 Larry Csonka, Miami vs. Minnesota, 1974
30 <b>Terrell Davis, Denver vs. Green Bay, 1998</b>
30 Emmitt Smith, Dallas vs. Buffalo, 1994

#### Most Rushing Yards in a Super Bowl

204 Tim Smith, Washington vs. Denver, 1988
191 Marcus Allen, Raiders vs. Washington, 1984
166 John Riggins, Washington vs. Miami, 1983
158 Franco Harris, Pittsburgh vs. Minnesota, 1975
157 <b>Terrell Davis, Denver vs. Green Bay, 1998</b>



### SUPER BOWL XXXII MOST VALUABLE PLAYER

Terrell Davis, a native of San Diego, made history in winning the Pete Rozelle Award as Most Valuable Player of Super Bowl XXXII. He not only became the first player to be named Super Bowl MVP for a game played in his hometown, but also became the sixth-lowest (now eighth-lowest) drafted player to receive this honor. The other players who were drafted even later than Davis (6th round, 196th selection in 1995) were Tom Brady (New England, 6th round, 199th overall, MVP of Super Bowl XXXVI), Richard Dent (Chicago, 8th round, MVP of SB XX), Jake Scott (Miami, 7th round, MVP of SB VII), Roger Staubach (Dallas, 10th round, MVP of SB VI), Larry Brown (Dallas, 12th round, MVP of SB XXX), Bart Starr (Green Bay, 17th round, MVP of SBs I and II) and Kurt Warner (Green Bay, undrafted free agent, MVP of SBs XXXIV). Davis and Marcus Allen (MVP of SB XVIII) have made Lincoln High School in San Diego the only high school ever to produce two Super Bowl MVPs. Davis' jersey No. 7 was retired at the high school in a special ceremony held Tues., Jan. 20, 1998 during Super Bowl week.

by the NFL Players Association as the AFC's best running back. Davis, who started the first 15 games of the year, finished his third season in the NFL with 1,750 yards on 369 carries (4.7 avg.) and 15 rushing touchdowns, to go along with 42 receptions for 287 yards (6.8 avg.). All rushing numbers were career highs and franchise highs. He won the AFC rushing crown and finished second in the NFL, each for the second straight year, and was also second in the AFC and in the NFL in both rushing attempts and touchdowns scored, first in the AFC (2nd NFL) in total yards from scrimmage (2,037) and first in the NFL in rushing first downs and total first downs. Davis tied for first in the NFL in scoring by a non-kicker (96), and tied the NFL record for two-point conversions scored in a single season, recording three to match the effort of seven previous players. In the season-opener vs. Kansas City (8/31) Davis recorded the 11th 100-yard rushing performance of his brief NFL career, totaling 101 yards on 26 carries and one TD in Denver's 19-3 win. In that game he passed Bobby Humphrey (593) for sixth place in all-time rushing attempts by a Bronco. At Seattle (9/7) Davis rushed for 108 yards on 21 carries and one TD as the Broncos beat the Seahawks 35-14, and Davis notched his second straight 100-yard effort to mark the first time in his career he had back-to-back 100-yard games to start a season. Davis also tied Jon Keyworth for fifth place on the Broncos' list for rushing touchdowns with his 22nd. A week later vs. St. Louis Davis made it three straight 100-yard outputs by rushing for 103 yards on 21 carries in Denver's 35-14 victory, and he tied the franchise record for the second time in his career the following week by posting his fourth straight 100-yard effort. This was no ordinary effort, however, as Davis rushed 27 times for a franchise record 215 yards and one TD in Denver's 38-20 victory over the Bengals (9/21). He totaled a team-record 228 yards from scrimmage and topped the 3,000-yard rushing plateau in just his 34th game to establish another team record, and moved into third place in rushing touchdowns with his 23rd, passing Jon Keyworth. He also passed teammate John Elway for fourth place all-time in rushing yards, moving to 3,181. His efforts against the Bengals earned him AFC Offensive Player of the Week honors as well as Miller Lite NFL Player of the Week honors. A week later at Atlanta (9/28) Davis was held below 100 yards (23-79-1TD) for the first time all season in Denver's 29-21 victory, but still managed to pass Keyworth (699) for fifth place all-time in career rushing attempts by a Bronco. His explosive start to the season earned him AFC Offensive Player of the Month honors for September, the second time he has won such an award (also in September of 1996). Davis stole the Monday Night spotlight in Week Six vs. New England (10/6), as he continued his mastery of the New England Patriots with a 32-carry, 171-yard, two-touchdown performance in Denver's 34-13 victory. During the contest, Davis became the fastest Bronco in franchise history to reach 4,000 total yards from scrimmage, moved into fourth place all-time in rushing attempts by a Bronco, rushed for 100 yards for the 15th time, tying the franchise record, and moved into fourth place all-time in rushing touchdowns by a Bronco. His efforts earned him Miller Lite NFL Player of the Week honors for the

### DAVIS REWRITES BRONCOS POSTSEASON RECORD BOOK

In just three journeys into the postseason, Terrell Davis has been so spectacular that his name dominates every category of the Broncos' postseason record book. He has played just eight postseason games, and owns seven of the top nine single-game performances in both rushing attempts and rushing yards. Davis' ledger includes the entire top four in attempts and the top five in yardage.

#### Most Postseason Rushing Attempts By a Bronco

32	Terrell Davis vs. New York Jets, 1/17/99
31	Terrell Davis vs. Jacksonville, 12/27/97
30	Terrell Davis vs. Green Bay, 1/25/98
26	Terrell Davis at Pittsburgh, 1/11/98
26	Sammy Winder vs. Cleveland, 1/11/87
25	Terrell Davis vs. Atlanta, 1/31/99
25	Terrell Davis at Kansas City, 1/4/98
21	Terrell Davis vs. Miami, 1/9/99
21	Sammy Winder vs. Cleveland, 1/14/90

#### Most Postseason Rushing Yards by a Bronco

199	Terrell Davis vs. Miami, 1/9/99
184	Terrell Davis vs. Jacksonville, 12/27/97
167	Terrell Davis vs. New York Jets, 1/17/99
157	Terrell Davis vs. Green Bay, 1/25/98
139	Terrell Davis at Pittsburgh, 1/11/98
103	Derek Loville vs. Jacksonville, 12/27/97
102	Sammy Winder vs. New England, 1/4/87
102	Terrell Davis vs. Atlanta, 1/31/99
101	Terrell Davis at Kansas City, 1/4/98

### DAVIS ONE OF FASTEST IN NFL HISTORY TO REACH 6,000 CAREER RUSHING YARDS

In just his 58th NFL game, Dec. 6, 1998, vs. Kansas City, Terrell Davis reached the 6,000-yard rushing mark, and did so faster than all but three other backs in league history (Eric Dickerson — 53 games; Earl Campbell — 56; and Jim Brown — 58). He is third all-time in rushing yards in the first four years of a career:

#### NFL Players with 6,000 Rushing Yards in First Four Seasons

Player, team	Years	Year 1 (A-Y-Avg.)	Year 2 (A-Y-Avg.)	Year 3 (A-Y-Avg.)	Year 4 (A-Y-Avg.)	Total
E. Dickerson, Rams+	1983-86	'83 (390-1808-4.6)	'84 (379-2105-5.6)	'85 (292-1234-4.2)	'86 (404-1821-4.5)	6,968
E. Campbell, Hou.*	1978-81	'78 (302-1450-4.8)	'79 (368-1697-4.6)	'80 (373-1934-5.2)	'81 (361-1376-3.8)	6,457
T. Davis, Den.+	1995-98	'95 (237-1117-4.7)	'96 (345-1538-4.5)	'97 (369-1750-4.7)	'98 (392-2008-5.1)	6,413

second time in three weeks. It also upped his rushing total in three career games against the Patriots to 422 yards. Two weeks later, after the bye, at Oakland (10/19) he rushed for 85 yards on 23 carries (two touchdowns) and added seven receptions for 70 yards in Denver's first loss of the season. During the contest, Davis became the ninth player in NFL history to rush for 3,500 yards in his first three seasons. He also reached the 100-reception plateau for his career, equaling his career high with seven catches, and set a career high with 70 receiving yards. Davis also tallied his third two-point conversion of the season, tying a single-season NFL record shared by seven other players. Davis broke new ground again at Buffalo (10/26) when he rushed for 207 yards on a franchise-record 42 carries and one touchdown in Denver's 23-20 overtime victory over the Bills. He also had five receptions for 29 yards, giving him 236 total yards from scrimmage, another franchise record. Also during the contest, Davis set franchise records for most 100-yard rushing games in a career (his 16th), most carries in a game (42), breaking Bobby Humphrey's record of 34 set in 1990 and the 4th-highest total in NFL history) and fewest games needed to reach 1,000 rushing yards in a season (eight, breaking his own record of 10 set in 1996). He handled the ball 47 times during the contest, one off the NFL record, and also passed William Andrews for the eighth most rushing yards in the first three years of a career. Davis also became the eighth back in NFL history to rush for 1,000 in each of his first three seasons in the league (the first Bronco to ever do so) and the first Bronco to have three 1,000-yard rushing seasons in his career. The next week vs. Seattle (11/2) Davis reached the 100-yard plateau once again (21-101) to tie his own team record (1996; also Bobby Humphrey, 1990; Otis Armstrong, 1974) for 100-yard games in a season, as Denver won 30-27. It enabled Davis—in just the ninth game of the year—to pass his rookie rushing total of 1,117 yards, accomplished in 14 games. Davis also had six receptions for 17 yards in the game, making him the team's leading receiver for the second straight week, and passed Marcus Allen for the 10th most total yards from scrimmage over the first three years of an NFL career, as well as passing Jim Brown for the seventh most rushing yards in the first three years of a career. A week later Davis established a new franchise record with his eighth 100-yard game of the season, tallying 104 yards on 21 carries, and passed Walter Payton for the sixth most rushing yards in the first three years of an NFL career. A week later at Kansas City (11/16) Davis ran his streak of 100-yard games to four as he tied Otis Armstrong's and Bobby Humphrey's franchise record for the third time in his young career. He also became the fourth-quickest player in NFL history (and the quickest in franchise history) to rush for 4,000 yards (41 games), and also passed Billy Sims and Thurman Thomas for eighth place in most total yards from scrimmage over the first three years of a career. He was held

### T.D. SCORING TDs IN BUNCHES

Terrell Davis' touchdown against Seattle in the 1998 season-finale (12/27), was his 21st rushing and 23rd total for the season, a franchise record, and among the most ever scored by an individual in a single NFL season. He led the league in scoring by a non-kicker in 1998, with a franchise-record 138 points:

#### NFL Single-Season Touchdown Leaders, All-Time

Player	Team	Year	Total TDs	Rush.	Rec.	Ret.
1. Marshall Faulk	St. Louis	2000	26	18	8	0
2. Emmitt Smith	Dallas	1995	25	25	0	0
3. John Riggins	Washington	1983	24	24	0	0
Priest Holmes	Kansas City	2002	24	21	3	0
5. Terrell Davis	Denver	1998	23	21	2	0
Jerry Rice	San Francisco	1987#	23	1	22	0
O.J. Simpson	Buffalo	1976*	23	16	7	0

\*14-game season #15-game season

#### 1998 NFL Scoring Leaders (non-kickers)

Player	Team	Position	Points
1. Terrell Davis	Denver	Running Back	138
2. Randy Moss	Minnesota	Wide Receiver	106
3. Fred Taylor	Jacksonville	Running Back	102

#### Most Points in a Season, Broncos

Player	Points	Year
1. Terrell Davis	138	1998
2. Gene Mingo	137	1962
3. Jason Elam	132	1995

### DAVIS ONE OF FASTEST IN NFL HISTORY TO REACH 7,000 CAREER TOTAL YARDS

With his 188-yard total offense output against Oakland Nov. 22, 1998, Terrell Davis, in just his 56th NFL game, became the fastest Broncos player ever to reach 7,000 total yards from scrimmage. He also became just the second player in NFL history to reach 7,000 total yards in his first four NFL seasons, and now boasts the NFL's second-highest total yardage figure after the first four years of a career:

#### Top Five Total Yardage Figures Over First Four Seasons of a Career

Player, team	Years	Att.	Yards	TD	Rec	Yds	TD	Total Yds.	TD
1. E. Dickerson, Rams	1983-86	1,465	6,968	55	118	874	2	7,842	57
2. T. Davis, Denver	1995-98	1,343	6,413	56	152	1,181	4	7,594	61
3. B. Sanders, Detroit	1989-92	1,189	5,674	52	130	1,276	5	6,968	57
4. M. Allen, Raiders	1982-85	1,081	4,638	44	237	2,304	13	6,942	57
5. E. Smith, Dallas	1990-93	1,262	5,699	50	189	1,235	3	6,934	53

under 100 yards for just the second time all season vs. Oakland Nov. 24 on Monday Night Football, but tied his own franchise record with three touchdowns, and set a new standard with all three coming via the ground. Davis had twice previously posted two rushing and one receiving touchdown in the same game, but never three rushing. It marked the 19th time in franchise history that a player had scored three touchdowns in a game and the fifth time that all three scores were rushing touchdowns. During the contest, Davis also went over the 5,000-yard mark in total yards from scrimmage in his career faster than any player in franchise history (42 games). He also became just the eighth player in league history to accomplish this feat in the first three years of his career. Davis continued his assault on the record books the following week in his hometown of San Diego (11/30), rushing for more than 150 yards for the fourth time this season—and more than 100 yards for the 10th time—by totaling 178 yards on 26 carries and one TD in Denver's 38-28 victory over the Chargers. This was Davis' 20th 100-yard game in just his 43rd NFL contest, making him the fifth fastest player to reach 20 100-yard performances. He also set new single-season marks in rushing and total yards from scrimmage, surpassing his own team marks set in 1996 (1,538 rushing/1,848 total). He also passed teammate John Elway (32) for third place in career TD runs, passed Emmitt Smith, William Andrews and Herschel Walker for seventh, sixth and fifth place, respectively in total yards from scrimmage during the first three years of a career, and passed Smith for fifth place all-time in rushing yards in the first three years of a career. His rushing touchdown was his 13th, tying his own team record (1996). Davis moved into third place all-time in rushing yards during the first three years of a career (4,333) with his 75-yard output at Pittsburgh (12/7), passing Barry Sanders and Ottis Anderson, and also went over the 2,000-yard mark in single-season total yards from scrimmage (26th time in NFL history), broke his own team mark for rushing touchdowns in a season with his 14th, and broke his own team record for rushing attempts in a season (345). It was only the fourth of five times in 1997 that he would fail to reach 100 rushing yards in a game. This was also Davis' 14th consecutive game with at least 20 carries, breaking the NFL record previously held by Terry Allen (1995-96). At San Francisco (12/15) on Monday Night Football Davis rushed for just 28 yards on 10 carries and caught two passes for zero yards in just over a quarter of Denver's 34-17 loss to San Francisco. He left the game in the second quarter due to a mild anterior cruciate sprain to his right shoulder, but not before registering his 15th rushing touchdown of the season, tying his own franchise record for total touchdowns in a season (13 rush./2 rec., 1996). The

### TOUCHDOWN TERRELL

With his three touchdown runs vs. Kansas City Dec. 6, 1998, Terrell Davis passed Marcus Allen and moved into first place for most total touchdowns scored in the first four years of a career. Davis also passed Barry Sanders, Eric Dickerson and Chuck Foreman on the historic day:

#### Most Total Touchdowns in the First Four Seasons of a Career

Player	Team	Total Touchdowns	Rush.	Rec.	Other
1. Terrell Davis	Denver	61	56	5	0
2. Marcus Allen	Raiders	58	44	13	1 (recovered fumble in end zone)
3. Barry Sanders	Detroit	57	52	5	0
Eric Dickerson	L.A. Rams	57	55	2	0
Chuck Foreman	Minnesota	57	39	18	0

(Davis is also the leader in rushing touchdowns, with 56, followed by Earl Campbell and Eric Dickerson (55), and Barry Sanders 52)

#### NFL's Leading Touchdown Scorers, 1995-98

Player	Team	1995	1996	1997	1998	Total
1. Terrell Davis	Denver	8	15	15	23	61
2. Emmitt Smith	Dallas	25	15	4	15	59
3. Cris Carter	Minnesota	17	10	13	12	52
4. Curtis Martin	New Eng./N.Y. Jets	15	17	5	9	46

### CONSECUTIVE GAMES SCORING AT LEAST ONE TOUCHDOWN, BRONCOS

Player	Games Scoring	Year(s)
1. Terrell Davis	8	1998
2. Vance Johnson	6	1987
Floyd Little	6	1972
Al Denson	6	1969
Lionel Taylor	6	1960-61

injury forced him to be deactivated for the Broncos' regular season finale against San Diego. It was only the third game of his career that he had missed, including the two to end the 1995 regular season. In the preseason Davis looked sensational in limited duty, starting all five games at halfback and rushing 34 times for a team-leading 211 yards (6.2) with a long of 37 and two touchdowns. He also caught three passes for 46 yards (15.3) with a long of 20. Both rushing TDs came in the finale against San Francisco (8/23) on runs of 6 and 11 yards. **1997 Postseason:** In Davis' short NFL career, he has put up some astounding postseason numbers—most of them in 1997. He finished the 1997 postseason with 112 carries for 581 yards (5.2 avg.) and eight touchdowns in four games—all Broncos wins en route to the World Championship. Davis also had eight catches for 38 yards (4.8 avg.) in the postseason, raising his career postseason numbers (5 games) to 126 carries for 672 yards (5.3 avg.) and nine touchdowns, plus 15 receptions for 62 yards. In Denver's 42-17 AFC Wild Card Playoff Game victory over Jacksonville (12/27/97) Davis had the longest run in a postseason game by a Bronco (59 yards), and also logged the most carries (31), rushing yards (184), rushing touchdowns (2) and total touchdowns (2) of any Broncos postseason performer ever. His 5.9 yards-per-rush average against the Jaguars was topped only in team postseason annals by teammate Derek Loville's 9.4-yard average in the same game (11-103) and his own 6.5 average in the 1996 playoff game against the Jaguars. During the contest, he also moved into third place all-time in both carries and rushing yards in the postseason by a Bronco, passing Gaston Green (36) and Bobby Humphrey (38) in attempts and Gene Lang (138) and Humphrey (169) in yards. In Denver's 14-10 Divisional Playoff win at Kansas City (1/4/98), Davis rushed for 101 yards and two touchdowns on 25 carries (third most ever in a postseason game by a Bronco), and added one reception for 17 yards, his longest postseason reception to date. This was Davis' second career postseason 100-yard game (second in a row), setting a new franchise record for postseason 100-yard games. He also set the franchise record for most rushing and total touchdowns by a Bronco in the postseason with five. For the second consecutive week he tied the team record for most rushing and total touchdowns in a postseason game with two. Davis showed his mettle again the following week in Denver's 24-21 AFC Championship Game victory at Pittsburgh (1/11/98), rushing for 139 yards on 26 carries, and added his fifth postseason touchdown of 1997. It was his third consecutive 100-yard game in the postseason, tying four other NFL players for third place all-time in consecutive postseason 100-yard rushing games. He also passed Freeman McNeil (349 in 1982), Natrone Means (358 in 1996) and Thurman Thomas (390 in 1990) for fifth, fourth and third place respectively in most rushing yards in a single postseason. Teamwise, Davis surpassed David Treadwell (32) for the second most points scored in franchise postseason history (38), passed his teammate John Elway (80) for second place in postseason rushing attempts (96), and passed Elway (410) and Sammy Winder (461) to move into first place in postseason rushing yards by a Bronco. Lastly, Davis' 26 carries equaled the second most carries in a postseason contest by a Bronco, tying Sammy Winder and remaining eight carries behind his own record he set in the Wild Card Game against Jacksonville (12/27/97). The 141 total yards represented his second-highest total in the postseason (195 vs. Jax., 12/27/97) and placed him second all-time in postseason total yards from scrimmage by a Bronco to earn NFL Offensive Player of the Week honors. Davis then capped one of the most memorable individual seasons in NFL history by rushing for 157 yards on 30 carries and scoring three touchdowns to

### DAVIS' PLAYER OF THE WEEK AND PLAYER OF THE MONTH HONORS

#### AFC OFFENSIVE PLAYER OF THE MONTH

SEPTEMBER 1996  
SEPTEMBER 1997  
SEPTEMBER 1998  
OCTOBER 1998

#### Miller Lite/NFL Player of the Week

1996 Week 12 (Nov. 17, 1996) at New England  
1997 Week 4 (Sept. 21, 1997) vs. Cincinnati  
1997 Week 6 (Oct. 6, 1997) vs. New England  
1998 Week 2 (Sept. 13, 1998) vs. Dallas

#### AFC OFFENSIVE PLAYER OF THE WEEK

1996 WEEK 8 (Oct. 20, 1996) vs. BALTIMORE  
1996 WEEK 12 (Nov. 17, 1996) at NEW ENGLAND  
1997 WEEK 4 (SEPT. 21, 1997) vs. CINCINNATI  
1998 WEEK 2 (SEPT. 13, 1998) vs. DALLAS  
1998 WEEK 5 (Oct. 4, 1998) vs. PHILADELPHIA  
1998 WEEK 8 (Oct. 25, 1998) vs. JACKSONVILLE  
1998 WEEK 17 (Dec. 27, 1998) vs. SEATTLE

#### NFL OFFENSIVE PLAYER OF THE WEEK

1997 CONF. CHAMPIONSHIP WEEKEND (Jan. 11, 1998) at PITTSBURGH



### TD 's 50-YARD TDs

Terrell Davis' 59- and 63-yard touchdown runs against Dallas Sept. 13, 1998 were the fifth and sixth scoring runs of 50 yards or more in his four-year career, ranking him among the NFL's active leaders in touchdown runs of 50 or more yards:

#### Most Career Touchdown Runs of 50 or More Yards, Active Players

Player	Team	50-yard TD Runs	Last Time
1. Terrell Davis	Denver	6	9/13/98 vs. Cowboys
Emmitt Smith	Dallas	6	11/8/99 at Minnesota

earn Most Valuable Player honors in Denver's 31-24 victory over Green Bay in Super Bowl XXXII, in his hometown of San Diego (1/25/98). Davis also had two receptions for eight yards during the contest. The three TDs (all on the ground) tied a Super Bowl record for most points scored and most touchdowns scored in a single game, and he also set a Super Bowl record with three rushing touchdowns in a single game. The 157 yards ranks fifth all-time in a Super Bowl and the 30 carries ties for fourth all-time in a Super Bowl. Even more remarkable is the fact that Davis missed the entire second quarter while trying to fight off the onset of a migraine headache. He returned to start the second half and helped Denver control the ball and clock the rest of the way. Davis recorded his fourth consecutive 100-yard rushing game in postseason play, tying Thurman Thomas for the second longest postseason 100-yard game streak in NFL history, and notched his 24th career 100-yard rushing game (fourth in the postseason), with Denver posting a 21-3 mark in those games (4-0 in postseason). It was also Davis' 14th 100-yard performance of the entire season, tying Barry Sanders (14 in 1997) for the NFL record. Davis also set the single-season record for most postseason touchdowns (8) and most postseason rushing touchdowns (8), and passed Marcus Allen (466 in 1983) for second place all-time in rushing yards in one postseason with 581 (John Riggins, 610, 1982). His 56 points scored moved him past Rich Karlis (55) into first on the Broncos' all-time postseason scoring list. He also passed Sammy Winder and Vance Johnson to move into first place all-time in postseason yards from scrimmage by a Bronco (734 yards in five games; avg. of 146.7 per game), and passed Eric Dickerson and Riggins to move into first place all-time in rushing yards (2,331) and rushing attempts (495) for an entire season (regular and postseason). His regular and postseason total of 23 touchdowns (all on the ground) rank tied for fourth all-time. Davis, who had his high school jersey retired the Tuesday prior to the game became the second player from San Diego's Lincoln High School to receive Super Bowl MVP honors (Allen in January, 1984), making him the sixth-lowest drafted player to win the MVP award (sixth round in 1995). He also became the first player in the 32-year history of the game to earn this award while playing the game in his hometown.

**1996:** Davis' list of 1996 honors included Associated Press NFL Offensive Player of the Year, Sports Illustrated and UPI NFL Player of the Year, his first Pro Bowl selection, All-Pro selections from the Associated Press, *Sports Illustrated*, *The Sporting News*, *USA Today*, *Pro Football Weekly*, *Football Digest* and *College & Pro Football Newsweekly*, All-AFC nods from UPI and *Football News* and a third-place showing in the AP NFL Most Valuable Player voting. Davis led the AFC and was second in the NFL in both rushing yards (1,538 yards on 345 carries; 4.5) and total yards from scrimmage (1,848), and led the NFL in first downs earned (108). He was second in the AFC (3rd NFL) in both rushing touchdowns (13) and total touchdowns (15), and set franchise records in both categories. He also set franchise single-season records in rushing attempts, rushing yards and total yards, topping previous standards held by Sammy Winder (296 carries in 1984) and Otis Armstrong (1,407 rushing yards and

### 100 YARDS IN A HALF — AND IN A QUARTER

Even more remarkable than Terrell Davis' 34 100-yard games is his list of 100-yard halves, which stands at 10— as well as four 100-yard quarters—after his first seven years in the league:

#### Ten 100-Yard Halves by Terrell Davis (and four 100-yard quarters)

Date	Opponent	Half	Yards	100-yd. Qtr.	Final Total
Sept. 22, 1996	at Kansas City	1st	130		141
Oct. 20, 1996	vs. Baltimore	1st	118		194
Sept. 21, 1997	vs. Cincinnati	2nd	130	4th — 106 yds.	<b>215</b>
Oct. 6, 1997	vs. New England	2nd	114		171
Oct. 26, 1997	at Buffalo	1st	124		207
Nov. 16, 1997	at Kansas City	1st	108		127
Sept. 13, 1998	vs. Dallas	1st	154	1st — <b>138</b> yds.	191
Oct. 4, 1998	vs. Philadelphia	1st	<b>168</b>	1st — 120 yds.	168
Oct. 11, 1998	at Seattle	2nd	135	4th — 122 yds.	208
Nov. 22, 1998	vs. Oakland	1st	110		162

(career highs in bold)

### LOWEST-DRAFTED NFL ROOKIES TO RUSH FOR 1,000 YARDS, FIRST YEAR

Player	Team	Year	Yds.	Draft Pos.
Dominic Rhodes	Indianapolis	2001	1,104	Undrafted
<b>Terrell Davis</b>	<b>Denver</b>	<b>1995</b>	<b>1,117</b>	<b>6th (196th)</b>
Mike Anderson	Denver	2000	1,487	6th (189th)
Don Woods	San Diego	1974	1,162	6th (134th)*
Ron Moore	Phoenix	1993	1,018	4th (87th)

\* - Woods actually drafted by Green Bay

1,812 total yards in 1974). With 15 total touchdowns, Davis broke the franchise single-season record of 14 held by Sammy Winder (1986) and Anthony Miller (1995), and joined tight end Shannon Sharpe (10 TDs) to give the Broncos two players with double-figure touchdowns in the same season for the first time in franchise history. Davis teamed with QB John Elway and TE Shannon Sharpe to make the Broncos only the sixth team in NFL history to have a trio that had a 3,000-yard passer, 1,500-yard rusher, and 1,000-yard receiver. The trio along with WR Rod Smith, duplicated the feat in 1997, becoming the first team to do this in back-to-back seasons and only the third team to have two 1,000-yard receivers as part of the group. Davis got off to a quick start in '96, putting together a string of five 100-yard games over a six-game span—including four in a row—beginning with Week Two at Seattle when he tallied 111 yards on 28 carries in Denver's 30-20 victory. A week later vs. Tampa Bay (9/15) he posted the second-highest rushing total of his young career with 137 yards on 22 carries (6.2) despite missing more than a quarter due to symptoms of a migraine headache. He also finished with 23 receiving yards on four catches (5.8). Davis left the game late in the first quarter when his vision became blurred and he felt nauseous, but he returned to start the second half and carried the entire offense to the come-from-behind win. He rushed eight times for 39 yards on the Broncos' 14-play, 80-yard game-winning drive that consumed 8:11 in the fourth quarter. He capped the drive with a three-yard touchdown run to give Denver the 27-23 win. The following week at Kansas City (9/22) he put together his third straight 100-yard game, rushing for 141 yards (second-highest in his career at the time) and two touchdowns on 19 carries (7.4). He scored from six yards out in the first quarter, then topped that with a then-career-best 65-yard scoring run in the second. He had already tallied 130 yards on 14 carries by halftime. The following week at Cincinnati (9/29) he notched his fourth straight 100-yard game with 112 yards on 24 carries (4.7). His long carry was a 19-yarder. His fourth straight game over the century mark tied a Broncos record set by Bobby Humphrey in 1990 and Otis Armstrong in 1974. On Oct. 6 vs. San Diego he rushed 17 times for 50 yards, while suffering the effects of a migraine headache that kept him out of the game for much of the second quarter. The Broncos used primarily a one-back offense during the game due to a knee injury suffered by starting fullback Aaron Craver the week before at Cincinnati. He also caught a season-high six passes for 42 yards after not catching a pass in the previous two games. Davis had the best day of his young career on Oct. 20 vs. Baltimore, setting a franchise record with 194 yards on 28 carries (6.9), including a career-best 71-yard touchdown run in the first quarter of Denver's 45-34 victory. The run was the fourth longest ever by a Bronco, and the longest since 1973 (Joe Dawkins at K.C., 10/7). He also scored later from four yards out, and caught three passes for 19 yards (6.3). His 213 total yards also were a career high. Davis' reached the 2,000-yard rushing mark for his career with his 77-yard effort vs. Kansas City (10/27), making him the fastest to reach that milestone in Broncos history. It was his 22nd game, four earlier than Bobby Humphrey who reached the mark in his 26th game. Versus Chicago (11/10) Davis' 25-yard run in the second quarter pushed him over the 1,000-yard mark for the season, the earliest a Bronco has ever done so (game 10; Otis Armstrong topped 1,000 in the 12th game of the '74 season). Nov. 17 at New England he tallied his sixth 100-yard game of 1996, rushing for 154 yards on a career-high 32 carries, and adding 56

### NFL RUSHING AND TOTAL YARDAGE LEADERS — 1996-98

Terrell Davis finished first in the NFL in both rushing yards and total yards from scrimmage in each of his first two seasons before claiming his first NFL rushing title in 1998. Below is a look at the leaders, 1996-98:

1996 NFL Rushing Leaders				1997 NFL Rushing Leaders				1998 NFL Rushing Leaders			
Player, Team	Yds.	(Att.-Avg.-TD)		Player, Team	Yds.	(Att.-Avg.-TD)		Player, Team	Yds.	(Att.-Avg.-TD)	
1. B. Sanders, Det.	1,553	(307-5.1-11)		B. Sanders, Det.	2,053	(335-6.1-11)		T. Davis, Den.	2,008	(392-5.1-21)	
2. T. Davis, Den.	<b>1,538</b>	<b>(345-4.5-13)</b>		T. Davis, Den.	<b>1,750</b>	<b>(369-4.7-15)</b>		J. Anderson, Atl.	1,846	(410-4.5-14)	
3. J. Bettis, Pitt.	1,431	(320-4.5-11)		J. Bettis, Pitt.	1,665	(375-4.4-7)		G. Hearst, S.F.	1,570	(310-5.1-7)	
1996 NFL Total Yardage Leaders				1997 NFL Total Yardage Leaders				1998 NFL Total Yardage Leaders			
Player, Team	Yds.	Rush.	Rec.	Player, Team	Yds.	Rush.	Rec.	Player, Team	Yds.	Rush.	Rec.
1. R. Watters, Phil.	1,855	1,411	444	B. Sanders, Det.	2,358	2,053	305	M. Faulk, Ind.	2,227	1,319	908
2. T. Davis, Den.	<b>1,848</b>	<b>1,538</b>	<b>310</b>	T. Davis, Den.	<b>2,037</b>	<b>1,750</b>	<b>287</b>	T. Davis, Den.	<b>2,225</b>	<b>2,008</b>	<b>217</b>
3. B. Sanders, Det.	1,700	1,553	147	D. Levens, G.B.	1,805	1,435	370	J. Anderson, Atl.	2,165	1,846	319

**TERRELL DAVIS' 72 CAREER RUSHING TOUCHDOWNS (60 REG. SEASON / 12 POSTSEASON)**

By Yardage	Regular Season	Post-Season	By Quarter	Regular Season	Post-Season	Rushing Touchdowns by Game
70-79 yards:	1	0	1st quarter	21	5	4 game with three touchdowns
60-69 yards:	3	0	2nd quarter	19	2	(one more in postseason)
50-59 yards:	2	0	3rd quarter	5	2	9 games with two touchdowns
40-49 yards:	2	0	4th quarter	15	3	(3 more in postseason)
30-39 yards:	1	1	Overtime	0	0	30 games with one touchdown
20-29 yards:	3	1				(3 more in postseason)
10-19 yards:	4	0	<b>By Half</b>			35 games with one touchdown
5-9 yards:	10	2	First Half	40	7	
4 yards:	4	0	Second Half	20	5	
3 yards:	7	0	Overtime	0	0	
2 yards:	7	2				
1 yard:	16	6				

yards on four catches for 210 total yards in Denver's 34-8 victory. The performance earned him not only AFC Offensive Player of the Week honors for the second in 1996 (also Week Eight), but also the Miller Lite NFL Player of the Week award. His total yardage figure was second-best in his career, trailing only his 213-yard effort vs. Baltimore (10/20). He also tied his own (and several others') Broncos record with three touchdowns, rushing for two and catching another, matching his effort vs. Washington last year (9/17). Davis' 68 yards at Minnesota (11/24) allowed him to move past Bobby Humphrey (2,386 yards) on the franchise's all-time rushing list. Davis' touchdowns in the game came on a one-yard run and a one-yard pass reception, giving him five scores over a two-game stretch. On Dec. 1 vs. Seattle Davis tallied his seventh 100-yard game of the 1996 season, tying Otis Armstrong's franchise record set in 1974, during Denver's 34-7 division-clinching victory. Davis carried the ball 26 times for 106 yards and one touchdown, and caught two passes for 15 yards. The following week at Green Bay (12/8) he rushed for 54 yards on 14 carries to establish franchise single-season records in both categories, topping the previous highs of 1,407 yards (Otis Armstrong, 1974) and 296 carries (Sammy Winder, 1984). Davis' five-yard carry to end the first half was the run that put him over Armstrong's yardage record. Against the Raiders (12/15) Davis carried the ball 27 times for 80 yards with a long of 12 and one touchdown, to set a new Broncos single-season record for total yards in a season in Denver's 24-19 win. He topped the previous standard of 1,812 yards set by Otis Armstrong in 1974. His three-yard touchdown run in the first quarter staked Denver to an early 7-0 lead, and was his 14th of the season, tying a franchise record. At San Diego (12/ 22) he started at tailback but played only into the second quarter. He carried nine times for 21 yards and a touchdown, and caught one pass for nine yards. His one-yard touchdown run in the first quarter put Denver ahead 10-0. In the game Davis surpassed Jon Keyworth (2,653 yards) for fifth place on the Broncos' career rushing list, and registered his 15th touchdown (13 rushing, two receiving) to establish a new franchise record. In Denver's AFC Divisional Playoff vs. Jacksonville (1/4/97) Davis started at tailback and rushed 14 times for 91 yards (6.5) with a long of 47 yards and one touchdown, while catching a game-high seven passes for 24 yards with a long of 6. His 47-yard run in the first quarter was the longest ever by a Bronco in the postseason, and set up Denver's first touchdown. Davis' 91 rushing yards were the second most by Bronco in the postseason, trailing only Sammy Winder's 102-yard effort vs. New England, Jan. 4, 1987, and his seven receptions tied for third most in a postseason game with Vance Johnson (1/14/90 and 1/12/92), Steve Sewell (1/12/92) and Jesse Myles (12/24/83). Davis scored on a two-yard run with 7:37 remaining in the game to pull Denver within 23-20, and added the two-point conversion himself. Davis mildly sprained the medial collateral ligament in his right knee in the first quarter, and left the game for several plays before returning.

**1995:** Davis started 14 of the Broncos' 16 games, missing the final two (at Kansas City, 12/17 and at Oakland, 12/24) with a hamstring tear suffered in the first quarter vs. Seattle (12/10). For the season he led the team with 1,117 rushing yards on 237 carries (4.7) with seven touchdowns and a long of 60 yards (at Houston, 11/26) that went for a touchdown. Through the air, Davis caught 49 passes for 367 yards (7.5) with one touchdown and a long reception of 31. He was voted by his teammates as the club's Offensive MVP for '95, and finished second in the voting for NFL Offensive Rookie of the Year by a nationwide media panel. He garnered 16 votes, trailing only New England's Curtis Martin, who tallied 57, but was selected by *Football Digest* as its NFL Rookie of the Year. Davis was also voted to All-Rookie teams published by *Pro Football Weekly* and *Football News*, and was selected as a Pro Bowl alternate at running back. In 1995 Davis became the first Bronco to rush for 1,000 yards in a season since Gaston Green tallied 1,037 in 1991, and the first Broncos rookie to do so since Bobby Humphrey racked up 1,151 in 1989. He is also the lowest-drafted player in National Football League history to rush for 1,000 yards in his rookie season. The Chargers' Don Woods, who rushed for more than 1,000 in 1974, was

also a sixth-round pick (by the Packers), but was selected earlier overall in the draft than Davis, the 196th pick in the 1995 draft. His season total of 1,484 total yards from scrimmage ranked fifth in the AFC and 16th in the NFL—despite missing two games—and were the most ever by a Broncos rookie. He finished third in the AFC in rushing (1,117 yards; 9th NFL) and fourth in total first downs (76; tied for 18th NFL). In the season opener vs. Buffalo, Davis started at tailback in his first professional game, carrying the ball a team-leading 20 times for 70 yards (3.5) with a long of 17, and catching two passes for nine yards (4.5) with a long of seven. He scored his first professional touchdown on a three-yard run with 3:22 remaining in the game to cap the Broncos scoring. Davis became the sixth Broncos rookie to start at tailback in a season-opener, and the first since Jeff Alexander in 1989. His statistics were the best of any of the six previous opening-day starters. Against Washington (9/17), Davis tied a Broncos' record with three touchdowns (2 rushing, 1 receiving) in a 13-carry, 68-yard performance, and caught a team-leading seven passes for 61 yards. Davis registered his first 100-yard performance in his ninth professional game, rambling for 135 on 22 carries against Arizona (11/5), including a 34-yarder. Davis' 135 yards against Arizona were the most by a Broncos running back at Mile High Stadium since Dec. 8, 1974 (Otis Armstrong, 183 yards against Houston), and the most by a Bronco in any game since Sept. 29, 1991 (Gaston Green, 158 yards at Minnesota), as well as the highest single-game total by a rookie in Broncos franchise history. His 34-yard run on the second play from scrimmage was the longest of his career up to that point, and highlighted an opening drive on which he carried the ball six times for 60 yards, capped by a 5-yard TD run that put the Broncos ahead 7-0. He also caught three passes for 25 yards, with a long of 18, to give him a then-career-best 160 total yards from scrimmage. He topped that effort in Game 11 vs. San Diego (11/19) when he powered his way to 176 yards on 30 carries—the third-best rushing performance in club history at the time. It was the most yards by a Bronco since Bobby Humphrey gained 177 on 34 carries at Buffalo Sept. 30, 1990, and the most by a Bronco at Mile High, again, since Armstrong's aforementioned effort in 1974. He gained 98 yards in the first half, and also finished strong, carrying the ball six times for 53 yards on the Broncos' final drive, which was capped by a 32-yard game-winning field goal from Jason Elam with 0:02 remaining. Davis surpassed the 1,000-yard mark against Jacksonville (12/3) on his first carry of the day, a 13-yarder around left end, en route to a 21-carry, 84-yard performance. Davis strung together three 100-yard games in four outings late in the season, going for 135 vs. Arizona (11/5), 176 vs. San Diego (11/19) and 110 at Houston (11/26). His 60-yard scoring jaunt in the second quarter of the Houston game was the longest of his career, and the longest by a Bronco since 1992. He also caught a career-best seven passes for 30 yards. With his 140 total yards from scrimmage, Davis improved his season total to 1,348, surpassing Bobby Humphrey for the most total yards in a season by a Broncos rookie (Humphrey had 1,307 in 1989). Davis began training camp behind several players on the Broncos' depth chart at running back, but worked his way into the starting lineup by the final preseason game at Jacksonville (8/25/95).

**COLLEGE:** Davis continued a strong tradition of standout tailbacks from Georgia throughout the '80s and '90s—following in the footsteps of Herschel Walker, Rodney Hampton, Garrison Hearst and Tim Worley—after transferring from Long Beach State. He spent his first collegiate season playing under George Allen for the 49ers, until the program was eliminated following the 1991 season, in which Davis rushed for 262 yards and two touchdowns on 55 carries (4.8). He transferred to Georgia where he played three seasons—the first behind Garrison Hearst, who finished third in the Heisman Trophy voting in 1992. He finished his career at Georgia with 1,657 yards on 317 carries (5.2) and 15 touchdowns. Davis also caught 46 passes for 529 yards (11.5) and four touchdowns. As a senior in 1994 Davis played in eight games as a scatback and started seven. He missed three contests due to a groin injury, but still managed to lead the team with 445 yards and seven touchdowns on 97 carries (4.6 average), in addition to 31 receptions for 330 yards (10.7). He had his finest campaign as a junior when he played in all 11 games and started six at scatback, leading the team with 824 yards on 167 carries (4.9) and five touchdowns, along with 12 receptions for 161 (13.4) and three scores. Davis played behind Garrison Hearst as a sophomore in his first year at Georgia in '92, seeing action in 10 games, and finished the season with 388 yards on 53 carries (7.3) and three touchdowns, plus three receptions for 38 yards (12.7) and one score. He was a consumer economics major at Georgia.

**PERSONAL:** Davis was an All-CIF second-team and all-league first-team selection as a senior at Lincoln Prep in San Diego, Calif., where he played six different positions, including nose guard, and also lettered in track. His No. 7 was retired by the school Tues., Jan. 20, 1998 in a ceremony attended by Davis during preparations for Super Bowl XXXII in San Diego. He is an avid Sony PlayStation video game player. Davis was presented with a 1997 ESPY Award for Best Performance Under Pressure, in recognition of his record-breaking exploits in Super Bowl XXXII, and a 1998 ESPY for Pro Football Performer of the Year. Since the 1997 season he has made appearances on *The Late Show with David*



*Letterman, The Tonight Show with Jay Leno, Live with Regis and Kathy Lee*, the WB network sitcom *Sister, Sister* and *Sesame Street*. In January, 1998, Davis established the Terrell Davis Salute the Kids Foundation to focus his charitable endeavors toward bettering the lives of children. He traveled to Washington, D.C., April 20, 1999 to testify before the Senate Committee on Energy and Natural Resources about the urgent need for more urban parks and open space. An avid supporter of Pop Warner football, Davis was invited by Jon Butler, executive director of Pop Warner Little Scholars, to testify in favor of a bill that would appropriate a portion of some oil and gas revenues for parks and open space. Davis makes his home in San Diego, Calif. He was born Oct. 28, 1972, in San Diego, Calif.

### DAVIS' REGULAR SEASON RECORD

Year	Club	RUSHING							RECEIVING					SCORING					
		G	S	No.	Yds.	Avg.	LG	TD	No.	Yds.	Avg.	LG	TD	TD	TDr	TpD	TDr	2pt	Pts.
1995	Denver	14	14	237	1,117	4.7	60t	7	49	367	7.5	31	1	8	7	1	0	0	48
1996	Denver	16	16	345	1,538	4.5	71t	13	36	310	8.6	23	2	15	13	2	0	0	90
1997	Denver	15	15	369	1,750	4.7	50t	15	42	287	6.8	25	0	15	15	0	0	3	96
1998	Denver	16	16	392	2,008	5.1	70	21	25	217	8.7	35	2	23	21	2	0	0	138
1999	Denver	4	4	67	211	3.1	26	2	3	26	8.7	10	0	2	2	0	0	0	12
2000	Denver	5	4	78	282	3.6	24	2	2	4	2.0	5	0	2	2	0	0	0	12
2001	Denver	8	8	167	701	4.2	57	0	12	69	5.8	16	0	0	0	0	0	0	0
2002	Denver																		
INJURED RESERVED (LEFT KNEE)																			
CAREER TOTALS		78	77	1,655	7,607	4.6	71t	60	169	1,280	7.6	35	5	65	60	5	0	3	396

### DAVIS' POSTSEASON RECORD

		RUSHING							RECEIVING					SCORING					
Year	Club	G	S	No.	Yds.	Avg.	LG	TD	No.	Yds.	Avg.	LG	TD	TD	TDr	TDP	TDrT	2pt	Pts.
1996	Denver	1	1	14	91	6.5	47	1	7	24	3.4	6	0	1	1	0	0	1	8
1997	Denver	4	4	112	581	5.2	59	8	8	38	4.8	17	0	8	8	0	0	0	48
1998	Denver	3	3	78	468	6.0	62	3	4	69	17.3	39	0	3	3	0	0	0	18
CAREER TOTALS		8	8	204	1,140	5.6	62	12	19	131	6.9	39	0	12	12	0	0	1	74

### DAVIS' SINGLE GAME HIGHS

(Postseason in parenthesis)

**Most rushes** — 42 at Buffalo, 10/26/97 (32 vs. N.Y. Jets, 1/17/99). **Most rushing yards** — 215 vs. Cincinnati, 9/21/97 (199 vs. Miami, 1/9/99). **Longest rush** — 71 yards (TD) vs. Baltimore, 10/20/96 (62 vs. Miami, 1/9/99). **Most rushing TDs** — 3 vs. Kansas City, 12/6/98; vs. Jacksonville, 10/25/98; vs. Dallas, 9/13/98 and vs. Oakland, 11/24/97 (3 vs. Green Bay, 1/25/98). **Most receptions** — 7 at Oakland, 10/19/97; at Houston, 11/26/95 and vs. Washington, 9/17/95 (7 vs. Jacksonville, 1/4/97). **Most receiving yards** — 76 vs. Jacksonville, 10/25/98 (50 vs. Atlanta, 1/31/99). **Longest reception** — 35 yards vs. Jacksonville, 10/25/98 (39 vs. Atlanta, 1/31/99). **Most receiving TDs** — 1, five times; most recently vs. San Diego, 11/8/98. **Most Rushing Yards in a Quarter** — 138, 1st qtr. vs. Dallas, 9/13/98. **Most Rushing Yards in a Half** — 168, 1st half vs. Philadelphia, 10/4/98 (129, 1st half vs. Miami, 1/9/99). **Most total yards** — 236 (207 rushing/29 receiving) at Buffalo, 10/26/97 (206 (199 rushing/7 receiving) vs. Miami, 1/9/99). **Most total TDs** — 3, six times; four times with 3 rush. TDs and twice with 2 rush./1 rec. TD (3 vs. Green Bay (3 rush.), 1/25/98).

### DAVIS' REGULAR SEASON TOP FIVE

(\* indicates franchise record)

#### RUSHING YARDS

215 — vs. Cincinnati, 9/21/97 (27 att., TD)  
208 — at Seattle, 10/11/98 (30 att., TD)  
207 — at Buffalo, 10/26/97 (42 att., TD)  
194 — vs. Baltimore, 10/20/96 (28 att., 2TD)  
191 — vs. Dallas, 9/13/98 (23 att., 3 TD)

#### RECEIVING YARDS

76 — vs. Jacksonville, 10/25/98 (5 rec.)  
70 — at Oakland, 10/19/97 (7 rec.)  
61 — vs. Washington, 9/17/95 (7 rec., TD)  
56 — at New England, 11/17/96 (4 rec., TD)  
54 — at New England, 10/8/95 (5 rec.)

#### TOTAL YARDS FROM SCRIMMAGE

236 — at Buffalo, 10/26/97 (207 rush, 29 rec)  
228 — vs. Cincinnati, 9/21/97 (215 rush, 13 rec)  
214 — at San Diego, 11/30/97 (178 rush, 36 rec)  
213 — vs. Baltimore, 10/20/96 (194 rush, 19 rec)  
212 — vs. Jacksonville, 10/25/98 (136 rush, 76 rec)

#### RUSHING ATTEMPTS

42\* — at Buffalo, 10/26/97 (207 yds., TD)  
34 — at Kansas City, 11/16/97 (127 yds., 0 TD)  
33 — vs. San Diego, 11/11/01 (83 yds., 0 TD)  
33 — at New York Jets, 11/5/00 (115 yds., TD)  
32 — vs. New England, 10/6/97 (171 yds., 2TD)  
32 — at New England, 11/17/96 (154 yds., 2TD)

#### RECEPTIONS

7 — at Oakland, 10/19/97 (70 yds.)  
7 — at Houston, 11/26/95 (30 yds.)  
7 — vs. Washington, 9/17/95 (61 yds., TD)  
6 — at Minnesota, 11/24/96 (37 yds., TD)  
6 — vs. San Diego, 10/6/96 (42 yds.)  
6 — vs. Seattle, 11/2/97 (17 yds.)

#### LONGEST RUNS FROM SCRIMMAGE

71t — vs. Baltimore, 10/20/96 (28-194, 2TD)  
70 — at Seattle, 10/11/98 (30-208, TD)  
65t — at Kansas City, 9/22/96 (19-141, 2TD)  
63t — vs. Dallas, 9/13/98 (23-191, 3 TD)  
60t — at Houston, 11/26/95 (19-110, TD)

### DAVIS' POSTSEASON TOP FIVE

(\* indicates franchise postseason record)

#### YARDS RUSHING

199\* — vs. Miami, 1/9/99 (21 att., 2TD)  
184 — vs. Jacksonville, 12/27/97 (31 att., 2TD)  
167 — vs. N.Y. Jets, 1/17/99 (32 att., TD)  
157 — vs. Green Bay, 1/25/98 (30 att., 3TD)  
139 — at Pittsburgh, 1/11/98, (26 att., TD)

#### YARDS RECEIVING

50 — vs. Atlanta, 1/31/99 (2 rec.)  
24 — vs. Jacksonville, 1/4/97 (7 rec.)  
17 — at Kansas City, 1/4/98 (1 rec.)  
12 — vs. N.Y. Jets, 1/17/99 (1 rec.)  
11 — vs. Jacksonville, 12/27/97 (4 rec.)

#### TOTAL YARDS FROM SCRIMMAGE

206\* — Miami, 1/9/99 (199 rush, 7 rec)  
195 — vs. Jacksonville, 12/27/97 (184 rush, 11 rec)  
179 — vs. N.Y. Jets, 1/17/99 (167 rush, 12 rec)  
165 — vs. Green Bay, 1/25/98 (157 rush, 8 rec)  
152 — vs. Atlanta, 1/31/99 (102 rush, 50 rec)

#### RUSHING ATTEMPTS

32\* — vs. N.Y. Jets, 1/17/99 (167 yds., TD)  
31 — vs. Jacksonville, 12/27/97 (184 yds., 2TD)  
30 — vs. Green Bay, 1/25/98 (157 yds., 3TD)  
26 — at Pittsburgh, 1/11/98 (139 yds., TD)  
25 — vs. Atlanta, 1/31/99 (102 yds.)  
25 — at Kansas City, 1/4/98 (101 yds., 2TD)

#### RECEPTIONS

7 — vs. Jacksonville, 1/4/97 (24 yds.)  
4 — vs. Jacksonville, 12/27/97 (11 yds.)  
2 — vs. Atlanta, 1/31/99 (50 yds.)  
2 — vs. Green Bay, 1/25/98 (102 yds.)  
1 — four times, last vs. N.Y. Jets, 1/17/99 (12 yds.)

#### LONGEST RUNS FROM SCRIMMAGE

62\* — vs. Miami, 1/9/99 (21-199, 2TD)  
59 — vs. Jacksonville, 12/27/97 (31-184, 2TD)  
47 — vs. Jacksonville, 1/4/97 (14-91)  
43 — at Pittsburgh, 1/11/98 (26-139, TD)  
41 — at Kansas City, 1/4/98 (25-101, 2TD)

### TERRELL DAVIS CAREER GAME-BY-GAME

(Davis has started 77 of the 78 games in which he has played; Denver victories asterisked)

1995	Date	Opponent	RUSHING					RECEIVING					SCORING	
			No.	Yds.	Avg.	LG	TD	No.	Yds.	Avg.	LG	TD	2pt.	Pts.
Sep 3		vs. Buffalo*	20	70	3.5	17	1	2	9	4.5	7	0	0	6
Sep 10		at Dallas	11	61	5.5	21	0	3	26	8.7	17	0	0	0
Sep 17		vs. Washington*	13	68	6.2	9	2	7	61	8.7	16	1	0	18
Sep 24		at San Diego	7	27	3.9	13	0	4	36	9.0	22	0	0	0
Oct 1		at Seattle	16	61	4.1	31	0	3	24	8.0	15	0	0	0
Oct 8		at New England*	24	97	4.0	32	1	5	54	10.8	31	0	0	6
Oct 16		vs. Oakland*	18	34	1.9	12	0	5	25	5.0	9	0	0	0
Oct 22		vs. Kansas City	18	69	3.8	12	0	5	39	7.8	12	0	0	0
Nov 5		vs. Arizona*	22	135	6.1	34	1	3	25	8.3	18	0	0	6
Nov 12		at Philadelphia	14	85	6.1	36	0	2	6	3.0	9	0	0	0
Nov 19		vs. San Diego*	30	176	5.9	19	1	2	20	10.0	13	0	0	6
Nov 26		at Houston	19	110	5.8	60t	1	7	30	4.3	11	0	0	6
Dec 3		vs. Jacksonville*	21	84	4.0	13	0	1	12	12.0	12	0	0	0
Dec 10		vs. Seattle*	5	40	8.0	28	0	0	0	0.0	0	0	0	0
Dec 17		at Kansas City												
Dec 24		at Oakland*												
INACTIVE—HAMSTRING														
INACTIVE—HAMSTRING														
1995 Regular Season Totals			237	1,117	4.7	60t	7	49	367	7.5	31	1	0	48

\*Hamstring injury

1996	Date	Opponent	RUSHING					RECEIVING					SCORING	
			No.	Yds.	Avg.	LG	TD	No.	Yds.	Avg.	LG	TD	2pt.	Pts.
Sep 1		vs. N.Y. Jets*	19	72	3.8	10	1	3	23	7.7	10	0	0	6
Sep 8		at Seattle*	28	111	4.0	17	0	3	37	12.3	13	0	0	0
Sep 15		vs. Tampa Bay*	22	137	6.2	18	1	4	23	5.8	9	0	0	6
Sep 22		at Kansas City	19	141	7.4	65t	2	0	0	0.0	0	0	0	12
Sep 29		at Cincinnati*	24	112	4.7	19	0	0	0	0.0	0	0	0	0
Oct 6		vs. San Diego*	17	50	2.9	8	0	6	42	7.0	12	0	0	0
Oct 20		vs. Baltimore*	28	194	6.9	71t	2	3	19	6.3	10	0	0	12
Oct 27		vs. Kansas City*	21	77	3.7	25	0	1	22	22.0	22	0	0	0
Nov 4		at Oakland*	19	85	4.5	16	0	1	17	17.0	17	0	0	0
Nov 10		vs. Chicago*	21	76	3.6	25	1	2	10	5.0	9	0	0	6
Nov 17		at New England*	32	154	4.8	15	2	4	56	14.0	23	1	0	18
Nov 24		at Minnesota*	19	68	3.6	13	1	6	37	6.2	9	1	0	12
Dec 1		vs. Seattle*	26	106	4.1	16	1	2	15	7.5	10	0	0	6
Dec 8		at Green Bay	14	54	3.9	10	0	0	0	0.0	0	0	0	0
Dec 15		vs. Oakland*	27	80	3.0	12	1	0	0	0.0	0	0	0	6
Dec 22		at San Diego	9	21	2.3	13	1	1	9	9.0	9	0	0	6
1996 Regular Season Totals			345	1,538	4.5	71t	13	36	310	8.6	23	2	0	90
Jan 4		vs. Jacksonville†	14	91	6.5	47	1	7	24	3.4	6	0	1	8
1996 Postseason Totals			14	91	6.5	47	1	7	24	3.4	6	0	1	8

†AFC Divisional Playoff

1997		RUSHING					RECEIVING					SCORING	
Date	Opponent	No.	Yds.	Avg.	LG	TD	No.	Yds.	Avg.	LG	TD	2pt.	Pts.
Aug 31	vs. Kansas City*	26	101	3.9	16	1	3	14	4.7	7	0	0	6
Sep 7	at Seattle*	21	107	5.1	14	1	0	0	0.0	0	0	0	6
Sep 14	vs. St. Louis*	21	103	4.9	12	0	1	4	4.0	4	0	0	0
Sep 21	vs. Cincinnati*	27	215	8.0	50t	1	2	13	6.5	8	0	0	6
Sep 28	at Atlanta*	23	79	3.4	13t	1	0	0	0.0	0	0	2	10
Oct 6	vs. New England*	32	171	5.3	34	2	2	7	3.5	4	0	0	12
Oct 19	at Oakland	23	85	3.7	19	2	7	70	10.0	17	0	1	14
Oct 26	at Buffalo*	42	207	4.9	29	1	5	29	5.8	25	0	0	6
Nov 2	vs. Seattle*	21	101	4.8	19	0	6	17	2.8	10	0	0	0
Nov 9	vs. Carolina*	21	104	5.0	14	0	1	12	12.0	12	0	0	0
Nov 16	at Kansas City	34	127	3.7	18	0	2	13	6.5	7	0	0	0
Nov 24	vs. Oakland*	21	69	3.3	19t	3	4	46	11.5	17	0	0	18
Nov 30	at San Diego*	26	178	6.8	24	1	4	36	9.0	16	0	0	6
Dec 7	at Pittsburgh	21	75	3.6	8	1	3	26	8.7	23	0	0	6
Dec 15	at San Fran.	10	28	2.8	7	1	2	0	0.0	1	0	0	6
Dec 21	vs. San Diego*	INACTIVE—SHOULDER											
<b>1997 Regular Season Totals</b>		<b>369</b>	<b>1,750</b>	<b>4.7</b>	<b>50t</b>	<b>15</b>	<b>42</b>	<b>287</b>	<b>6.8</b>	<b>25</b>	<b>0</b>	<b>3</b>	<b>96</b>
Dec 27	vs. Jacksonville* <sup>‡</sup>	31	184	5.9	59	2	4	11	2.8	6	0	0	12
Jan 4	at Kansas City* <sup>†</sup>	25	101	4.0	41	2	1	17	17.0	17	0	0	12
Jan 11	at Pittsburgh* <sup>§</sup>	26	139	5.3	43	1	1	2	2.0	2	0	0	6
Jan 25	vs. Green Bay* <sup>‡</sup>	30	157	5.2	27	3	2	8	4.0	4	0	0	18
<b>1997 Postseason Totals</b>		<b>112</b>	<b>581</b>	<b>5.2</b>	<b>59</b>	<b>8</b>	<b>8</b>	<b>38</b>	<b>4.8</b>	<b>17</b>	<b>0</b>	<b>0</b>	<b>48</b>

\*AFC Wild Card Playoff; †AFC Divisional Playoff; §AFC Championship Game; ‡Super Bowl XXXII

1998		RUSHING					RECEIVING					SCORING	
Date	Opponent	No.	Yds.	Avg.	LG	TD	No.	Yds.	Avg.	LG	TD	2pt.	Pts.
Sep 7	vs. New England*	22	75	3.4	9	2	1	7	7.0	7	0	0	12
Sep 13	vs. Dallas*	23	191	8.3	63t	3	0	0	0.0	0	0	0	18
Sep 20	at Oakland*	28	104	3.7	17	0	1	8	8.0	8	0	0	0
Sep 27	at Washington*	21	119	5.7	42t	1	2	7	3.5	4	0	0	6
Oct 4	vs. Philadelphia*	20	168	8.4	57	2	0	0	0.0	0	0	0	12
Oct 11	at Seattle*	30	208	6.9	70	1	0	0	0.0	0	0	0	6
Oct 25	vs. Jacksonville*	31	136	4.4	37t	3	5	76	15.2	35	0	0	18
Nov 1	at Cincinnati*	27	149	5.5	18	2	1	3	3.0	3	0	0	12
Nov 8	vs. San Diego*	20	69	3.5	24t	1	2	19	9.5	15	1	0	12
Nov 16	at Kansas City*	18	111	6.2	41t	1	0	0	0.0	0	0	0	6
Nov 22	vs. Oakland*	31	162	5.2	20	1	3	26	8.7	10	0	0	6
Nov 29	at San Diego*	24	74	3.1	18	0	1	4	4.0	4	0	0	0
Dec 6	vs. Kansas City*	24	88	3.7	21	3	5	45	9.0	25	0	0	18
Dec 13	at New York Giants	28	147	5.3	27t	1	0	0	0.0	0	0	0	6
Dec 21	at Miami	16	29	1.8	9	0	2	5	2.5	8	0	0	0
Dec 27	vs. Seattle*	29	178	6.1	21	0	2	17	8.5	15	1	0	6
<b>1998 Regular Season Totals</b>		<b>392</b>	<b>2,008</b>	<b>5.1</b>	<b>70</b>	<b>21</b>	<b>25</b>	<b>217</b>	<b>8.7</b>	<b>35</b>	<b>2</b>	<b>0</b>	<b>138</b>
Jan 9	vs. Miami* <sup>†</sup>	21	199	9.5	62	2	1	7	7.0	7	0	0	12
Jan 17	vs. New York Jets* <sup>§</sup>	32	167	5.2	31t	1	1	12	12.0	12	0	0	6
Jan 31	vs. Atlanta* <sup>‡</sup>	25	102	4.1	15	0	2	50	25.0	39	0	0	0
<b>1998 Postseason Totals</b>		<b>78</b>	<b>468</b>	<b>6.0</b>	<b>62</b>	<b>3</b>	<b>4</b>	<b>69</b>	<b>17.3</b>	<b>39</b>	<b>0</b>	<b>0</b>	<b>18</b>

†AFC Divisional Playoff; §AFC Championship Game; ‡Super Bowl XXXIII

1999		RUSHING					RECEIVING					SCORING	
Date	Opponent	No.	Yds.	Avg.	LG	TD	No.	Yds.	Avg.	LG	TD	2pt.	Pts.
Sep 13	vs. Miami	19	61	3.2	13	0	1	8	8.0	8	0	0	0
Sep 19	at Kansas City	21	79	3.8	26	1	2	18	9.0	10	0	0	6
Sep 26	at Tampa Bay	19	53	2.8	8	0	0	0	0.0	0	0	0	0
Oct 3	vs. New York Jets	8	18	2.3	6	1	0	0	0.0	0	0	0	6
Oct 10	at Oakland*	INJURED RESERVE—RIGHT KNEE											
Oct 17	vs. Green Bay*	INJURED RESERVE—RIGHT KNEE											
Oct 24	at New England	INJURED RESERVE—RIGHT KNEE											
Oct 31	vs. Minnesota	INJURED RESERVE—RIGHT KNEE											
Nov 7	at San Diego*	INJURED RESERVE—RIGHT KNEE											
Nov 14	at Seattle	INJURED RESERVE—RIGHT KNEE											
Nov 22	vs. Oakland*	INJURED RESERVE—RIGHT KNEE											
Dec 5	vs. Kansas City	INJURED RESERVE—RIGHT KNEE											
Dec 13	at Jacksonville	INJURED RESERVE—RIGHT KNEE											
Dec 19	vs. Seattle*	INJURED RESERVE—RIGHT KNEE											
Dec 25	at Detroit*	INJURED RESERVE—RIGHT KNEE											
Jan 2	vs. San Diego	INJURED RESERVE—RIGHT KNEE											
<b>1999 Regular Season Totals</b>		<b>67</b>	<b>211</b>	<b>3.1</b>	<b>26</b>	<b>2</b>	<b>3</b>	<b>26</b>	<b>8.7</b>	<b>10</b>	<b>0</b>	<b>0</b>	<b>12</b>

2000		RUSHING					RECEIVING					SCORING	
Date	Opponent	No.	Yds.	Avg.	LG	TD	No.	Yds.	Avg.	LG	TD	2pt.	Pts.
Sep 4	at St. Louis	9	34	3.8	12	0	0	0	0.0	0	0	0	0
Sep 10	vs. Atlanta*	INACTIVE—LEFT ANKLE											
Sep 17	at Oakland*	DID NOT PLAY—LEFT ANKLE											
Sep 24	vs. Kansas City†	6	41	6.8	24	0	0	0	0.0	0	0	0	0
Oct 1	vs. New England*	9	24	2.7	11	0	0	0	0.0	0	0	0	0
Oct 8	at San Diego*	INACTIVE—LEFT ANKLE											
Oct 15	vs. Cleveland*	INACTIVE—LEFT ANKLE											
Oct 22	at Cincinnati	INACTIVE—LEFT ANKLE											
Nov 5	at New York Jets*	33	115	3.5	13	1	2	4	2.0	5	0	0	6
Nov 13	vs. Oakland*	21	68	3.2	14	1	0	0	0.0	0	0	0	6
Nov 19	vs. San Diego*	INACTIVE—LEFT LOWER LEG											
Nov 26	at Seattle*	INACTIVE—LEFT LOWER LEG											
Dec 3	at New Orleans*	INACTIVE—LEFT LOWER LEG											
Dec 10	vs. Seattle*	INACTIVE—LEFT LOWER LEG											
Dec 17	at Kansas City	INACTIVE—LEFT LOWER LEG											
Dec 23	vs. San Francisco*	INACTIVE—LEFT LOWER LEG											

<b>2000 Regular Season Totals</b>		<b>78</b>	<b>282</b>	<b>3.6</b>	<b>24</b>	<b>2</b>	<b>4</b>	<b>2.0</b>	<b>5</b>	<b>0</b>	<b>0</b>	<b>0</b>	<b>12</b>
Dec 31	at Baltimore <sup>‡</sup>	INACTIVE—LEFT LOWER LEG											

<b>2000 Postseason Totals</b>		<b>0</b>	<b>0</b>	<b>0.0</b>	<b>0</b>	<b>0</b>	<b>0</b>	<b>0.0</b>	<b>0</b>	<b>0</b>	<b>0</b>	<b>0</b>	<b>0</b>
-------------------------------	--	----------	----------	------------	----------	----------	----------	------------	----------	----------	----------	----------	----------

\*AFC Wild Card Playoff; †Played but did not start; only time of career

2001		RUSHING					RECEIVING					SCORING	
Date	Opponent	No.	Yds.	Avg.	LG	TD	No.	Yds.	Avg.	LG	TD	2pt.	Pts.
Sep 10	vs. N.Y. Giants*	21	101	4.8	26	0	1	4	4.0	4	0	0	0
Sep 23	at Arizona*	INACTIVE—RIGHT KNEE SCOPE											
Sep 30	vs. Baltimore*	INACTIVE—RIGHT KNEE SCOPE											
Oct 7	vs. Kansas City*	INACTIVE—RIGHT KNEE SCOPE											
Oct 14	at Seattle	INACTIVE—RIGHT KNEE SCOPE											
Oct 21	at San Diego	INACTIVE—RIGHT KNEE SCOPE											
Oct 28	vs. New England*	INACTIVE—RIGHT KNEE SCOPE											
Nov 5	at Oakland	17	70	4.1	16	0	1	16	16.0	16	0	0	0
Nov 11	vs. San Diego*	33	83	2.5	13	0	5	36	7.2	11	0	0	0
Nov 18	vs. Washington	INACTIVE—LEFT KNEE SCOPE											
Nov 24	at Dallas*	INACTIVE—LEFT KNEE SCOPE											
Dec 2	at Miami	20	97	4.9	14	0	2	0	0.0	1	0	0	0
Dec. 9	vs. Seattle*	19	109	5.7	57	0	2	8	4.0	7	0	0	0
Dec 16	at Kansas City	21	70	3.3	16	0	1	5	5.0	5	0	0	0
Dec 30	vs. Oakland*	18	89	4.9	34	0	0	0	0.0	0	0	0	0
Jan 6	at Indianapolis	18	82	4.6	13	0	0	0	0.0	0	0	0	0
2001 Regular Season Totals		167	701	4.2	57	0	12	69	5.8	16	0	0	0



# TERRELL DAVIS VS. THE NFL


(Regular season only)

	G/S	Att.	Yds.	RUSHING Avg.	LG	TD	100 Yds.	Rec.	Yds.	RECEIVING Avg.	LG	TD
Denver	0/0	0	0	0.0	—	0	0	0	0	0.0	—	0
Kansas City	10/9	208	904	4.3	65t	8	4	19	156	8.2	25	0
Oakland	10/10	223	846	3.8	34	8	2	22	208	9.5	17	0
San Diego	8/8	166	678	4.1	24t	4	2	25	202	8.1	22	1
<b>AFC West</b>	<b>28/27</b>	<b>597</b>	<b>2,428</b>	<b>4.1</b>	<b>65t</b>	<b>20</b>	<b>8</b>	<b>66</b>	<b>566</b>	<b>8.6</b>	<b>25</b>	<b>1</b>
Buffalo	2/2	62	277	4.5	29	2	1	7	38	5.4	25	0
Miami	3/3	55	187	3.4	14	0	0	5	13	2.6	8	0
New England	5/5	119	521	4.4	34	7	2	12	124	10.3	31	1
N.Y. Jets	3/3	60	205	3.4	13	3	1	5	27	5.4	10	0
<b>AFC East</b>	<b>13/13</b>	<b>296</b>	<b>1,190</b>	<b>4.0</b>	<b>34</b>	<b>12</b>	<b>4</b>	<b>29</b>	<b>202</b>	<b>7.0</b>	<b>31</b>	<b>1</b>
Baltimore	1/1	28	194	6.9	71t	2	1	3	19	6.3	10	0
Cincinnati	3/3	78	476	6.1	50t	3	3	3	16	5.3	8	0
Cleveland	0/0	0	0	0.0	—	0	0	0	0	0.0	—	0
Pittsburgh	1/1	21	75	3.6	8	1	0	3	26	8.7	23	0
<b>AFC North</b>	<b>5/5</b>	<b>127</b>	<b>745</b>	<b>5.9</b>	<b>71t</b>	<b>6</b>	<b>4</b>	<b>9</b>	<b>61</b>	<b>6.8</b>	<b>23</b>	<b>0</b>
Houston	0/0	0	0	0.0	—	0	0	0	0	0.0	—	0
Indianapolis	1/1	18	82	4.6	13	0	0	0	0	0.0	0	0
Jacksonville	2/2	52	220	4.2	37t	3	1	6	88	14.7	35	0
Tennessee/Houston	1/1	19	110	5.8	60t	1	1	7	30	4.3	11	0
<b>AFC South</b>	<b>4/4</b>	<b>89</b>	<b>412</b>	<b>4.6</b>	<b>60t</b>	<b>4</b>	<b>2</b>	<b>13</b>	<b>118</b>	<b>9.1</b>	<b>35</b>	<b>0</b>
<b>AFC Totals</b>	<b>50/49</b>	<b>1,109</b>	<b>4,775</b>	<b>4.3</b>	<b>71t</b>	<b>42</b>	<b>18</b>	<b>117</b>	<b>947</b>	<b>8.1</b>	<b>35</b>	<b>2</b>
Arizona	1/1	22	135	6.1	34	1	1	3	25	8.3	18	0
St. Louis	2/2	30	137	4.6	12	0	1	1	4	4.0	4	0
San Francisco	1/1	10	28	2.8	7	1	0	2	0	0.0	1	0
Seattle	9/9	194	1,021	5.3	70	3	7	18	118	6.6	15	1
<b>NFC West</b>	<b>13/13</b>	<b>256</b>	<b>1,321</b>	<b>5.2</b>	<b>70</b>	<b>5</b>	<b>9</b>	<b>24</b>	<b>147</b>	<b>6.1</b>	<b>18</b>	<b>1</b>
Dallas	2/2	34	252	7.4	63t	3	1	3	26	8.7	17	0
N.Y. Giants	2/2	49	248	5.1	27t	1	2	1	4	4.0	4	0
Philadelphia	2/2	34	253	7.4	57	2	1	2	6	3.0	9	0
Washington	2/2	34	187	5.5	42t	3	1	9	68	7.6	16	1
<b>NFC East</b>	<b>8/8</b>	<b>151</b>	<b>940</b>	<b>6.2</b>	<b>63t</b>	<b>9</b>	<b>5</b>	<b>15</b>	<b>104</b>	<b>6.9</b>	<b>17</b>	<b>1</b>
Chicago	1/1	21	76	3.6	25	1	0	2	10	5.0	9	0
Detroit	0/0	0	0	0.0	—	0	0	0	0	0.0	—	0
Green Bay	1/1	14	54	3.9	10	0	0	0	0	0.0	0	0
Minnesota	1/1	19	68	3.5	13	1	0	6	37	6.2	9	1
<b>NFC North</b>	<b>3/3</b>	<b>54</b>	<b>198</b>	<b>3.7</b>	<b>25</b>	<b>2</b>	<b>0</b>	<b>8</b>	<b>47</b>	<b>5.9</b>	<b>9</b>	<b>1</b>
Atlanta	1/1	23	79	3.4	13t	1	0	0	0	0.0	0	0
Carolina	1/1	21	104	5.0	14	0	1	1	12	12.0	12	0
New Orleans	0/0	0	0	0.0	—	0	0	0	0	0.0	—	0
Tampa Bay	2/2	41	190	4.6	18	1	1	4	23	5.8	9	0
<b>NFC South</b>	<b>4/4</b>	<b>85</b>	<b>373</b>	<b>4.4</b>	<b>18</b>	<b>2</b>	<b>2</b>	<b>5</b>	<b>35</b>	<b>7.0</b>	<b>12</b>	<b>0</b>
<b>NFC Totals</b>	<b>28/28</b>	<b>546</b>	<b>2,832</b>	<b>5.2</b>	<b>70</b>	<b>18</b>	<b>16</b>	<b>52</b>	<b>333</b>	<b>6.4</b>	<b>18</b>	<b>3</b>
<b>NFL Totals</b>	<b>78/77</b>	<b>1,655</b>	<b>7,607</b>	<b>4.6</b>	<b>71t</b>	<b>60</b>	<b>34</b>	<b>169</b>	<b>1,280</b>	<b>7.6</b>	<b>35</b>	<b>5</b>
Home	40/39	851	3,993	4.7	71t	36	18	92	704	7.7	35	3
Road	38/38	804	3,614	4.5	70	24	16	77	576	7.5	31	2
Grass	62/61	1,306	5,911	4.5	71t	50	26	136	1,062	7.8	35	4
Turf	16/16	349	1,696	4.9	70	10	8	33	218	6.6	25	1
Outdoors	69/68	1,473	6,747	4.6	71t	55	30	150	1,152	7.7	35	4
Domes	9/9	182	860	4.7	70	5	4	19	128	6.7	15	1
All Sun. Games	66/65	1,421	6,705	4.7	71t	50	31	149	1,145	7.7	35	5
Sunday Night	5/5	111	568	5.1	57	3	3	13	80	6.2	16	0
Mondays	12/12	234	902	3.9	41t	10	3	20	135	6.8	17	0
Wins	51/51	1,225	6,034	4.8	71t	49	30	121	949	7.8	35	5
Losses	27/26	430	1,573	3.7	65t	11	4	48	331	6.9	23	0
August	1/1	26	101	3.9	16	1	1	3	14	4.7	7	0
September	23/22	444	2,161	4.9	65t	17	11	37	284	7.7	22	1
October	15/15	336	1,599	4.8	71t	15	6	47	407	8.7	35	0
November	22/22	523	2,369	4.5	60t	18	12	59	433	7.3	23	3
December	16/16	308	1,295	4.2	57	9	4	23	142	6.2	25	1
January	1/1	18	82	4.6	13	0	0	0	0	0.0	0	0

# REUBEN DROUGHNS

5-II • 207 • 4TH YR. • OREGON

**BORN:** August 21, 1978 in Chicago, Ill.  
**HIGH SCHOOL:** Anaheim High School, Anaheim, Calif.  
**RESIDES:** Englewood, Colo.  
**ACQUIRED:** Free Agent, 2002  
**PRO YEAR:** 4th • **YEAR WITH BRONCOS:** 2nd  
**NFL GAMES PLAYED/STARTED:** 25/3



# 34

**FULLBACK**

## OFF THE FIELD

*Reuben received national recognition during the 2000 offseason after the Los Angeles Times reported that he had given \$100 and his Oregon jacket to a homeless woman outside a Los Angeles 7-11 convenience store.*

Reuben Droughns was signed by the Broncos prior to the 2002 season and immediately stepped in and provided depth at fullback, while also becoming the Broncos primary kick-off returner. Droughns, in his fourth year out of Oregon, has played in 25 career games (three starts) and has 83 rushing yards and 157 total yards. In addition, he returned 20 kickoffs for 516 yards (25.8) last year, which ranked third in the AFC and sixth in the NFL. He entered the NFL in 2000 as Detroit's third-round draft choice (81st overall), and spent his first season on injured reserve with a right shoulder injury suffered in the pre-season. Droughns spent time on Detroit's active roster and the Dolphins' practice squad in 2001. Detroit did not renew his contract following the season and he signed with Denver April 1, 2002.

**2002:** Droughns played in all 16 games and rushed four times for 11 yds. (2.8) and one touchdown, and caught five passes for 53 yds. (10.6) with a long of 22 for a touchdown. He also excelled on special teams, tying for second on the team with 13 tackles and returned 20 kickoffs for 516 yds. (25.8)-third-best in the AFC, tied for sixth in the NFL-with a long of 53. Droughns also forced a fumble (at N.E., 10/27) and recovered a fumble (at Oak., 12/22) on kick returns. Droughns' receiving touchdown came on a 22-yd. pass from Steve Beuerlein at S.D. (12/1), in the 2nd qtr., and was the longest reception of his career. Versus Ind. (11/24) he posted the longest kickoff return of his career, 53 yds., en route to a career-high three returns for 97 yds. (32.3) in a game in which he also rushed once for 9 yds., caught a pass for 8 yds. and made a special teams tackle. At Sea. (11/17) Droughns returned kickoffs for the first time in his career, with three returns for 72 yards (24.0), including a long of 30 yards, while also posting what was at the time the longest pass reception of his career, for 17 yds. Droughns recorded a season-high three special teams tackles at K.C. (10/20). He saw his first offensive action in Wk. 3 vs. Buf. (9/22), and was the primary fullback vs. S.D. (10/6) in place of the injured Mike Anderson (ankle), though he did not start because the Broncos opened the game in a two-tight end alignment. Droughns scored his first career rushing touchdown at Balt. (9/30) on a 1-yd. carry.

**2001:** Droughns played in nine games and started three for the Lions, rushing for 72 yards on 30 carries (2.4) and catching four passes for 21 yards (5.3) and a touchdown (vs. Tampa Bay, 11/11/01). He was waived by Detroit after Week 1 (9/12) and was signed to Miami's practice squad Sept. 18 before being re-signed by the Lions Oct. 9. His career high for rushing attempts is 13 (vs. Tampa) and for yards is 36 (at S.F., 11/4/01). He also had a 15-yard run against the Niners.

**2000:** Droughns spent the season on injured reserve after separating his right shoulder on his first carry in Detroit's opening preseason game vs. New England (8/4). He was placed on injured reserve Aug. 22. Droughns was drafted by the Lions in the third round (81st overall) out of Oregon.

**COLLEGE:** Droughns was a two-year starter at Oregon after a stellar two-year career at Merced (Calif.) Junior College, and was a first-team All-Pac-10 choice as a senior. He ranks sixth on Oregon's all-time rushing list with 2,058 yards. Droughns had 1,234 yards and nine touchdowns on 277 carries (4.5) as a senior, including rushing for over 200 yards in three contests. In his first game for Oregon, he ran for 202 yards and two scores against Michigan State. One of his most impressive performances came at UCLA, where he ran for 172 yards and a score despite fracturing his right fibula during the contest, an injury that would force him to miss the rest of the season. Droughns was a history major at Oregon. He was a JUCO All-American at Merced after leading the nation in yards in 1997 with 1,611 and leading the state of California in all-purpose yardage with 1,984. *Prep Star Magazine* deemed him the nation's top JUCO running back after that campaign. He was an honorable mention All-American as a freshman.

**PERSONAL:** Droughns finished his career at Anaheim (Calif.) High School as the No. 2 rusher in Orange County history with 4,915 yards and 49 touchdowns. He ran for an incredible 2,083 yards as a sophomore in 1993. Reuben is one of four sons. Droughns was born Aug. 21, 1978 in Chicago, Ill.

### DROUGHNS' REGULAR SEASON RECORD

Year	Club	G	S	RUSHING					RECEIVING					SCORING				
				No.	Yds.	Avg.	LG	TD	No.	Yds.	Avg.	LG	TD	TD	TDr	TDp	TDt	2pt Pts.
2000	Detroit			INJURED RESERVE (SEPARATED RIGHT SHOULDER)														
2001	Detroit	9	3	30	72	2.4	15	0	4	21	5.3	8t	1	1	0	1	0	6
2002	Denver	16	0	4	11	2.8	9	1	5	53	10.6	22t	1	2	1	1	0	12
<b>CAREER TOTALS</b>		<b>25</b>	<b>3</b>	<b>34</b>	<b>83</b>	<b>2.4</b>	<b>15</b>	<b>1</b>	<b>9</b>	<b>74</b>	<b>8.2</b>	<b>22t</b>	<b>2</b>	<b>3</b>	<b>1</b>	<b>2</b>	<b>0</b>	<b>18</b>

### KICKOFF RETURNS


Year	Club	No.	Yds.	Avg.	LG	TD
2002	Denver	20	516	25.8	53	0

**ADDITIONAL STATISTICS:** Forced one fumble on special teams, 2002. Special teams tackles — 2001 (10), 2002 (12), TOTAL (22).

### DROUGHNS' SINGLE GAME HIGHS

(Postseason in parenthesis)

**Most rushes** — 13 vs. Tampa Bay, 11/11/01 (none). **Most rushing yards** — 36 at San Francisco, 11/4/01 (none). **Longest rush** — 15 at San Francisco, 11/4/01 (none). **Most rushing TDs** — 1 at Baltimore, 9/30/02 (none). **Most receptions** — 3 vs. Tampa Bay, 11/11/01 (none). **Most receiving yards** — 22 at San Diego, 12/1/02 (none). **Longest reception** — 22 at San Diego, 12/1/02 (none). **Most receiving touchdowns** — 1 twice, at San Diego, 12/1/02 and vs. Tampa Bay, 11/11/01 (none). **Most kickoff returns** — 4 vs. Kansas City, 12/15/02 (none). **Most kickoff return yards** — 97 twice, vs. Kansas City, 12/15/02 and vs. Indianapolis, 11/24/02 (none). **Longest kickoff return** — 53 vs. Indianapolis, 11/24/02 (none).



## JASON ELAM

5-11 • 200 • 11TH YR. • HAWAII

**BORN:** March 8, 1970 in Ft. Walton Beach, Fla.

**HIGH SCHOOL:** Brookwood High School, Snellville, Ga.

**RESIDES:** Parker, Colo.

**ACQUIRED:** Draft #3 (70th overall), 1993

**PRO YEAR:** 11th • **YEAR WITH BRONCOS:** 11th

**NFL GAMES PLAYED/STARTED:** 156/0 • **POSTSEASON:** 10/0

## KICKER

### OFF THE FIELD

*Jason is a licensed commercial airplane pilot, who plans to fly full-time when he completes his playing career. Throughout his career Jason has been very active in the community, volunteering with Sungate and the Ronald McDonald House.*

Jason Elam will be back in a Broncos uniform in 2003, and hopefully for the rest of his career after signing a new long-term contract with the team this past offseason. As his 2002 statistics proved, Elam continues to rank among the elite kickers in the National Football League as he enters his 11th professional season. The three-time Pro Bowl selection (1995, '98, 2001 seasons), who has scored more than 100 points in each of his 10 pro seasons, took a step toward football immortality in October 1998 when he tied the NFL record for longest field goal, converting a 63-yard attempt vs. Jacksonville (10/25/98). He also holds the NFL record for consecutive point-after attempts converted (371 straight) dating back to Nov. 14, 1993, which came to an end in 2002 vs. Indianapolis (11/24). Elam is the Broncos' all-time leading scorer (1,193), becoming just the 30th player in NFL history to pass the 1,000-point plateau. And after surpassing the 1,100 point plateau in 2002, he became the second fast player in NFL history to achieve that number (in 145 games), just five behind Gino Cappelletti of the Boston Patriots. He also scored the 20,000th point in the history of *Monday Night Football* at Oakland, Nov. 5, 2001. Elam holds club records for career field goals (261), field-goal attempts (333), field-goal percentage (.784) and PATs made (410) and attempted (412). Additionally, he holds the top four single-season marks in club history for field goals, PATs and PAT attempts, as well as the top two marks for field-goal percentage (.861 in 2001 and .852 in 1998), while scoring in all 156 career games, the longest streak in franchise history. His excellence is nearly unmatched around the league, as he leads the NFL in total points scored and field goals made over the past 10 seasons. Elam remains the NFL's fourth most accurate kicker on field goal attempts from inside 40 yards

### LONGEST PAT STREAK IN NFL HISTORY

Jason Elam broke Norm Johnson's NFL record of 301 consecutive point-after attempts when he went 5-5 at New Orleans, Dec. 3, 2000. His streak of 371 ended in 2002 vs. Indianapolis (11/24/02). Below is a look at the top three PAT streaks in NFL history:

#### MOST CONSECUTIVE POINT-AFTER-TOUCHDOWN CONVERSIONS, NFL HISTORY

PLAYER	TEAM(S)	PATS	DATES
1. Jason Elam	Denver	371	1993-2002
2. Norm Johnson	Phi./Pit./Atl.	301	1991-99
3. Eddie Murray	Det./K.C./T.B./Dal./Phi./Was./Min.	251	1988-2000

(176/189; .931). Elam's 51-yard field goal in Super Bowl XXXII was the second longest in Super Bowl history (54 yds., Steve Christie, Buf., SB XXVIII), as well as the longest in Broncos postseason history, and his 6-for-6 output on point-after attempts in the AFC Wild Card Game vs. Jacksonville (12/27/97) also set a Broncos postseason record. Elam now ranks second in all-time postseason scoring by a Bronco (60 points), and has made more point-after attempts (30) in the postseason than any other player in franchise history. Elam also ranks second in field goals made (10) in the postseason by a Bronco, and his 12 attempts rank second all-time. In the regular season Elam is 29-47 (.617) for his career on field goal attempts of 50 yards or more, including a 5-8 mark in 1999. He is 28-43 (.651) from 50-59, and 1-4 in the 60+ range, missing from 66 yds. vs. Seattle in 1995 (12/10); 64 vs. Seattle in 1999 (12/19) and 65 vs. the Giants in 2001 (9/10). His streak of three straight games with a field goal of 50 or more yards (last game of 1996 through second game of 1997) tied Elam with three other NFL players (Horst Muhlmann, 1970; Tom Dempsey, 1971; and Chris Bahr, 1981) for the longest such streak since the AFL-NFL merger in 1970. Elam was named the 2001 NFL Special Teams Player of the Year by the NFL Alumni and was honored in October 1996 as one of the Broncos' three nominees for the True Value/NFL Man of the Year Award. As well he has twice been named AFC Special Teams Player of the Week (Week 8, 1998 and Week 9, 1999) and has earned one AFC Special Teams Player of the Month award (Nov. 2001). He has kicked 12 game-winning or game-saving field goals in his outstanding career. Elam was selected by the Broncos in the third round (70th overall) of the 1993 NFL Draft out of Hawaii.

**2002:** Elam played in all 16 games and converted 26-of-36 field goal attempts (.722) and 42-of-43 (.976) point-after attempts to account for a team-leading 120 points, his 10th consecutive season with 100 or more points. He also made one special teams tackle. Elam ranked second in the AFC in scoring by kickers (7th NFL); third in total scoring (8th NFL); tied for second (T7th NFL) in field goals (26); tied for third (T5th NFL) in PATs (42); and his 55-yd. field goal vs. Miami was the second longest in the NFL in 2002. Elam owns the NFL record for consecutive PATs (371), a streak that ended vs. Ind. (11/24). He eclipsed Norm Johnson's NFL record for consecutive PATs (301) during the 2000 season (12/3 at N.O.). Elam made the first 24 of his career before his first regular season miss—a block by Minnesota's Tim Irwin, Nov. 14, 1993—and has made 410 of 412 (.995) in his career, the highest career percentage for PATs in NFL history. In the season finale vs. Ariz. (12/29) Elam converted all three field goal attempts and all four PATs to account for 13 points. Among his three field goals was a 54-yarder in the 2nd qtr. to raise his total to 4-6 (67%) from 50 yds. and beyond for the season. For his career Elam has connected on 29 of 47 (.617) attempts from that range (28-43, .651, from 50-59 and 1-4, .250, from 60+). At S.D. (12/1) he converted one of two field goal attempts from 50+ yards, making a 54-yarder in the first qtr. before missing an attempt from 53 yds. in overtime. Elam converted 30 consecutive field goal attempts of 42 yds. or closer, stretching back to last season, before missing a 39-yd. attempt at N.E. (10/27). He made his final 17 from that range in 2001 and his first 13 in 2002. Elam made all three field goal attempts at K.C. (10/20), including the game-winner from 25 yds. in overtime. It was his 11th career game-winning or game-saving field goal, and his third in an overtime situation. Elam tied his career high with five field goals (on five attempts) vs. Mia. (10/13), including a 55-yard kick with 45 seconds remaining in the game that temporarily gave the Broncos a 22-21 lead. He also tied a career high by scoring 16 points in the Miami contest, and it marked the first time he converted five field goals on five attempts (his two other five-field goal games came on six attempts). The Miami game also marked the first time in Elam's career that he converted two field goals of 50 or more yds. in the same game, and his 55-yarder in the 4th qtr. ties for the third longest of his career. One of Elam's few misses on the year, from 57 yds. at Balt. (9/30), was returned 107 yds. for a touchdown by Raven's cornerback Chris McAlister as time expired in the first half. It is the longest play in NFL history. Elam scored six points vs. S.D. (10/6) to reach the 1,100-point mark for his career in his 145th game, making him the second fastest to reach that plateau in NFL history behind former Boston Patriots kicker Gino Cappelletti (140 gms.). Elam has scored in all 156 career games, the longest streak in franchise

### ELAM AMONG THE LEADERS

Jason Elam ranks among the league leaders in fields goals made inside 40 yards since he entered the league in 1993:

#### NFL's MOST ACCURATE KICKERS INSIDE 40 YARDS SINCE 1993

(ACTIVE PLAYERS; MIN. 130 ATTEMPTS)

PLAYER	TEAM(S)	FG/FGA	PCT.
1. Jason Hanson	Detroit	157/165	.952
2. Matt Stover	Baltimore/Cleveland	174/184	.946
3. John Kasay	Carolina/Seattle	162/173	.936
4. <b>Jason Elam</b>	<b>Denver</b>	<b>176/189</b>	<b>.931</b>
5. Morten Andersen	K.C./New Orleans/Atlanta/N.Y.G.	157/169	.929
6. John Carney	New Orleans/San Diego	174/189	.921

history. He ranks fourth among active NFL kickers since 1993 on kicks inside 40 yds., connecting on 176 of 189 (.931), and leads the NFL in that same time period in total points scored (1,193), while ranking first in total field goals since 1993 (261). With 1,193 career points, Elam is one of just 26 players in NFL history to pass the 1,100-point plateau.

**2001:** Elam—voted to his third Pro Bowl; named the NFL's 2001 Special Teams Player of the Year by the NFL Alumni; voted second-team All-NFL by the Associated Press, *College & Pro Football Newsweekly* and *Football News* and All-AFC by *Pro Football Weekly* and *Football News*—turned in the most consistent and productive season of his nine-year career, leading the NFL in field goals with a franchise-record-tying 31, while tying for third in the league with 124 points. He converted a franchise-record 86% of his field goals (31 of 36) and all 31 point-after attempts to extend his NFL record for consecutive PATs to 344. He has now topped the 100-pt. mark in each of his nine pro seasons. Elam tied his career single-season high with his 31st field goal of the season in the 3rd qtr. of the season finale at Ind. (1/6), matching his mark from 1995. He had a chance to break his record but was wide left from 54 yds., making him 2-3 from 50-59 yds. on the season. Elam was perfect vs. Oak (12/30), connecting on three field goals (27, 25, 42) and hitting both PATs to account for 11 of the Broncos' 23 points. Elam broke a string of 13 field goals without a miss at K.C. (12/16), but still hit three of four, including a 49-yarder with 1:13 remaining in regulation to send the game to overtime. Though the Broncos lost in OT, it marked the 10th time in his career he had kicked a game-saving or game-winning field goal in regulation or overtime, and the second time he had sent a game to OT (11/22/99 vs. Oak.; Den. won in OT). Elam was named AFC Special Teams Player of the Month for November when he led all NFL kickers with 38 points and 11 field goals as the Broncos went 2-2. He converted 11 of 12 field goal attempts (.917), including two from beyond 45 yards. For the second time in three games Elam scored a season-high 14 points at Dal. (11/22), hitting four field goals (from 24, 50, 46 and 28) and both PAT opportunities. His successful 50-yarder made him 2-2 on field goal attempts of 50 yds. or longer in 2001. Elam scored 14 points vs. S.D. (11/11) on the strength of a season-high four field goals, hitting from 25, 29, 26 and 33. He also registered his first special teams tackle of the season vs. the Chargers. Elam had a record-setting night at Oakland (11/5), hitting two field goals, including a 39-yarder that gave him his 1,000th career point, making him the 30th NFL player to reach that plateau, as well as extending his franchise scoring record. He reached the milestone fastest among all kickers on the list. The kick also accounted for the 20,000th point scored in the history of Monday Night Football. Elam finished the night hitting another field goal from 21 yds., but had one blocked from 48. It was the only game of the season in which Elam did not attempt a PAT, as the Broncos attempted two-point conversions after each of their three touchdowns. Elam drilled his first 50-yd. field goal of the season vs. N.E., and converted all four point-after attempts in Denver's 31-20 win. At S.D. (10/21) he hit from 45 yds. out but missed from 42, and hit his only PAT. At Sea. (10/14), he was 3-3 on PATs, attempting no field goals. He was 2-2 on field goals against K.C. (10/7), hitting from 48 and 24, while continuing his perfect PAT streak, hitting two. He was 2-2 against Balt. (9/30), hitting from 43 and 49, and converted his only PAT. He was perfect on three field goal attempts (35, 31 and 49 yds.) at Ariz.

### ELAM AMONG THE LEADERS (PART 2)

Jason Elam ranks first in the NFL in points scored (1,193) and field goals made (261) since entering the league in 1993. Here is a look at the top four in each category:

#### MOST POINTS SCORED, 1993-2002

PLAYER	TEAM(S)	POINTS
1. <b>Jason Elam</b>	<b>Denver</b>	<b>1,193</b>
2. Gary Anderson	Minnesota	1,097
3. Morten Andersen	K.C./Atlanta/N.O./N.Y.G.	1,068
4. Matt Stover	Baltimore	1,054
5. Jason Hanson	Detroit	1,050

#### MOST FIELD GOALS MADE, 1993-2002

PLAYER	TEAM(S)	FGS
1. <b>Jason Elam</b>	<b>Denver</b>	<b>261</b>
2. Matt Stover	Cleve./Balt.	252
3. John Carney	New Orleans/San Diego	251
4. Morten Andersen	K.C./Atlanta/N.O./N.Y.G.	240
5. Jason Hanson	Detroit	239

### ELAM'S 12 GAME-WINNING OR GAME-SAVING FIELD GOALS

**Oct. 23, 1994:** 54-yard FG with 10:02 remaining in the fourth quarter put Denver up 17-15. He added a 25-yarder with 4:07 left to help Denver to a 20-15 victory at San Diego.

**Dec. 4, 1994:** Booted a 34-yard FG with 2:48 remaining in overtime to give Denver a 20-17 victory at Kansas City.

**Nov. 19, 1995:** Kicked a 32-yard FG with :02 left to give Denver a 30-27 win over San Diego.

**Dec. 24, 1995:** Kicked a 37-yard FG with :48 remaining to give Denver a 31-28 victory at Oakland, knocking the Raiders out of the playoffs and enabling the Broncos to finish with a non-losing record (8-8).

**Oct. 26, 1997:** Kicked a 33-yard FG with 1:56 remaining in overtime to give Denver a 23-20 victory at Buffalo in one of the longest weekends of the franchise's history, as the team had to overcome a blizzard in Denver that almost prevented them from leaving town and a 20-0 fourth-quarter flurry by the Bills.

**Nov. 2, 1997:** Kicked a 22-yard FG with 7:28 remaining to give the Broncos a 30-27 victory over the Seattle Seahawks.

**Oct. 10, 1999:** Kicked a 26-yard FG with 10:18 remaining to give the Broncos a 16-13 victory over the Raiders in Oakland.

**Nov. 22, 1999:** Kicked a 53-yard FG with 0:07 remaining, in freezing, snowy weather, to tie the Raiders in a Monday Night Football game at Mile High Stadium, forcing overtime. The Broncos won in OT.

**Nov. 13, 2000:** Kicked a 41-yard FG as time expired to give Denver a 27-24 win over Oakland in the final Monday Night Football game at Mile High Stadium.

**Dec. 16, 2001:** Kicked a 49-yard FG with 1:13 remaining in regulation to tie Denver with Kansas City at Arrowhead Stadium. The Broncos lost in overtime.

**Oct. 20, 2002:** Kicked a 25-yard FG with 12:03 remaining in overtime to give Denver a 37-34 win over Kansas City at Arrowhead Stadium.

**Dec. 1, 2002:** Kicked a 24-yard FG with 1:39 remaining in regulation to tie Denver with San Diego (27-27) at Qualcomm Stadium. The Broncos lost in overtime.

(9/23) and all three PATs for a then-season-high 12 points. Elam made one of two field goal attempts in the season opener vs. the Giants (9/10) and converted all four-point-after attempts. He connected from 37 yds. after missing by just inches to the left on a 65-yd. attempt that would have broken the NFL record (63 yds.) he shares with Tom Dempsey. The attempt was the second longest of Elam's career (66-yd. attempt vs. Sea., 12/10/95).

**2000:** Elam was 18-24 (75%) on field goal attempts and 49-49 on PATs to account for 103 points on the season, 10th most in the AFC, despite missing three games. His 49 PATs were most in the NFL and ranked second in franchise history behind his 58 in 1998. Elam's five PATs at N.O. (12/3) gave him an NFL record for consecutive PATs, breaking Norm Johnson's standard of 301 (Elam finished the season having made 313 straight). Elam suffered fractures of two transverse process bones in his lower back (L2, L3 vertebrae) on a kickoff return just before halftime vs. Atlanta (9/10) and missed three games (at Oak., 9/17; vs. K.C., 9/24 and vs. N.E., 10/1). He began kicking again after the K.C. game, and returned to game action at S.D. (10/8), converting all three point-after attempts. He experienced soreness in his back in the S.D. game, and was still affected by it a week later vs. Cleve. (10/15) when he was relieved of his kickoff duties. Elam still handled place-kicking chores and accounted for 14 of Denver's 44 points vs. the Browns by going 3-4 on field goals and 5-5 on PATs. With his three PAT attempts at the Jets (11/5) Elam passed Jim Turner (304) for most PAT attempts in franchise history. His game-winning 41-yd. field goal vs. Oak. (11/13) marked the ninth time in his career he converted a game-winning or game-saving field goal in the 4th qtr. or overtime. It was the first time in his career Elam kicked the winning field goal as time expired. He became the first Bronco to make 200 field goals in a career with his successful boot from 26 yds. vs. S.D. (11/19). With his 51-yard field goal vs. Atl. (9/10) Elam finished the 2000 season having connected on 23 of 37 (.621) attempts from 50 yds. and beyond in his career (22-34, .647 from 50-59 and 1-3, .333 from 60+). Elam successfully converted his only kick of the day in the AFC Wild Card Game at Balt. (12/31), making a 31-yd. field goal in the 2nd qtr.

### ELAM TIES ONE OF FOOTBALL'S LONGEST-STANDING RECORDS

On Oct. 25, 1998, Jason Elam tied a 28-year old NFL record by kicking a 63-yard field goal against the Jacksonville Jaguars at the end of the first half. He matched Tom Dempsey's record set Nov. 8, 1970 as a member of the New Orleans Saints against Detroit (a game-winner):

#### LONGEST FIELD GOALS IN NFL HISTORY

PLAYER	TEAM	OPPONENT (DATE)	DISTANCE
1. <b>Jason Elam</b>	<b>Denver</b>	<b>vs. Jacksonville (10/25/98)</b>	<b>63</b>
Tom Dempsey	New Orleans	vs. Detroit (11/8/70)	63
3. Morten Andersen	New Orleans	vs. Chicago (10/27/91)	60
Steve Cox	Cleveland	at Cincinnati (10/21/84)	60



### KICKERS WITH FIELD GOALS OF 50 OR MORE YARDS IN THREE CONSECUTIVE GAMES

KICKER	TEAM	YEAR(S)	DATES	DISTANCES
Horst Muhlman	Cincinnati	1970	Oct. 4-Oct. 18	51, 50, 50
Tom Dempsey	Philadelphia	1971	Dec. 5-Dec. 19	52, 54, 50
Chris Bahr	L.A. Raiders	1981	Oct. 18-Nov. 1	51, 51, 51
Jason Elam	Denver	1996-97	Dec. 22, 1996-Sept. 7, 1997	51, 53, 51

**1999:** Elam converted all 29 point-after attempts and was 29-36 (80.6%) on field goal attempts to account for 116 points on the season (T5th AFC/T6th NFL). He scored in all 16 games to run his career streak to 111 games, the longest in franchise history, and also made two tackles on special teams. Elam tied for sixth in the NFL in field goals (29). With his seven points vs. the Jets (10/3), Elam eclipsed Jim Turner (742 points; 1971-79) to become the all-time leading scorer in Denver Broncos franchise history (now 846). Already the franchise record-holder for career field goals (184), Elam became the leader in field-goal attempts (previously Turner, 233) and PATs made (Turner, 283) vs. Seattle (12/19), and finished the season with 237 and 288, respectively. Elam's 26-yd. field goal with 10:18 to play at Oakland (10/10) was the seventh game-winning field goal of his career, lifting Denver to a 16-13 win. Elam was 5-7 on field-goal attempts of 50-59 yds. in 1999, to improve his career percentage from that range to 63.7% (21-33). He was successful from 50 yds. at K.C. (9/19), 51 yds. vs. the Jets (10/3), 55 yds. at S.D. (11/7); 53 yds. vs. Oak. (11/22) and 50 vs. S.D. (1/2), while missing from 53 vs. Green Bay (10/17) and 59 at New England (10/24). The 55-yarder at San Diego was the third longest of his career, and the longest since his NFL-record-tying 63-yarder vs. Jacksonville the year before (10/25/98). The effort earned Elam AFC Special Teams Player of the Week honors for Week 9, as he made four field goals and scored 15 points in the game, his highest single-game totals for both categories since setting career highs with 5 FGs and 16 pts. at K.C., Nov. 16, 1997. Elam matched the four-field-goal effort vs. Oakland (11/22) on Monday Night Football, including one of the most pressure-filled of his career, from 53 yds. out with 7 seconds remaining to tie the score at 21-21 and send the game to overtime. It proved to be the eighth game-winning or game-saving field goal of his career, as the Broncos went on to win 27-21 with Elam converting from 24, 30, 38 and 53 yds. on a cold (26°), snowy night.

**1998:** Elam turned in the finest all-around performance of his six-year NFL career, being selected to his second Pro Bowl, named second-team All-NFL by the Associated Press, *College & Pro Football Newsweekly* and All-AFC by *Pro Football Weekly* and *Football News*. He carved out his place in NFL history Oct. 25 vs. Jacksonville when he tied the pro football record for the longest field goal, clearing the crossbar from 63 yds. away as time expired in the first half to match the 28-year old standard set by New Orleans' Tom Dempsey (vs. Detroit, Nov. 8, 1970). The kick shattered the previous club record of 57 yds. by Fred Steinfort (vs. Wash., 10/13/80) and the previous Mile High Stadium record of 58 yds. by Cleveland's Steve Cox (12/4/83), and earned Elam AFC Special Teams Player of the Week and Miller Lite NFL Player of the Week honors for the first time in his career. It was the fourth field goal of 60-or-more yards in NFL history, with Cox (60 yds. vs. Cin., 10/21/84) and Morten Andersen (N.O., 60 yds. vs. Chi., 10/27/91) joining Elam and Dempsey in the 60+ club. Elam enjoyed his finest season statistically in 1998, converting 23 of his 27 field goal attempts for a career-best and franchise-record percentage of .852, and all 58 point-after attempts for 127 total points, while also making one tackle on a kickoff return. Elam tied for third in the AFC (T5th NFL) in scoring among kickers, and his 58 PAT conversions ranked second most in the NFL, while also representing a team record for a single season (previous: 46 by Elam, 1996, '97). He strained his right hamstring in the second quarter vs. Philadelphia (10/4) and was unable to play in the second half. Elam practiced sparingly the following week, but was able to play at Seattle (10/11), converting all three point-after attempts. He was 3-4 on kicks of 50 yards or longer, with his successful boot from 53 yards in Week 1 vs. New England (9/7), his NFL-record-tying 63-yarder vs. Jacksonville, his 52-yarder at Miami (12/21) and his miss from 55 yds. vs. Seattle (12/27). The 53-

yarder had been Elam's longest field goal since converting from the same distance in the 1997 season-opener vs. Kansas City (8/31/97). Versus Dallas (9/13) he tied a franchise record that he already shared with four other players by converting six point-after attempts. A week later at Oakland (9/20) his two field goals moved him past Rich Karlis (137) for second place on Denver's all-time field goal list, and he became the Broncos' all-time field goal leader at San Diego, with his 152nd (Jim Turner, 151). Elam's 13 pts. vs. Jacksonville (10/25) moved him past Karlis (655) for second on the all-time franchise scoring list, finishing the year with 730 points. Elam set a franchise record for consecutive field goals made in Game 10 at Kansas City (11/16) on Monday Night Football, converting his 14th in a row to top Rich Karlis' previous standard of 13 (1984-85), and ran his streak to 19 straight before having a 37-yd. attempt vs. Kansas City (12/6) blocked. His four PATs at San Diego (11/29) pushed his total to 47, besting his own previous franchise record of 46, achieved in 1996 and '97, and he finished the year with 58. Elam made six of eight field goal attempts and all 11 point-after attempts for a team-leading 29 points in three postseason contests to move into second place in all-time postseason scoring by a Bronco. He also moved into the club postseason lead in point-after attempts (30) and second place in field goals made (9) and attempted (11). He made his only field goal attempt (32 yds.) and all five point-after attempts to account for eight points in the AFC Divisional Playoff Game vs. Miami (1/9). That effort, however, was overshadowed by what he did a week later in the AFC Championship Game vs. the Jets (1/17), tying a franchise record with three field goals (also accomplished by David Treadwell, vs. Cleve., 1/14/90 and Rich Karlis, at Cleve., 1/11/87) and drilling both point-after attempts for 11 points on the day. Elam's 48-yarder ties for the third longest in franchise playoff history, matching Rich Karlis' vs. the Giants in Super Bowl XXI (1/25/87). Elam had a busy day in Super Bowl XXXIII vs. Atlanta (1/31), converting two of four field goal attempts and all four point-after attempts for 10 points in the Broncos' 34-19 win. He was successful from 26 and 37 yards in the 2nd and 4th qtrs., respectively, and missed from 38 and 48 yards in the 3rd, the first two postseason misses of his career.

**1997:** Elam converted 26 of his 36 field goal attempts—including three from beyond 50 yards (50, 51 and 53)—and tied his own franchise record (1996) for PATs in a season by going a perfect 46-46 in that department. His 124 total points on the season ranked second in the AFC (4th NFL), and his 46 PATs led the AFC (2nd NFL). Elam's three field goals from beyond 50 yards in 1997 gave him 14 for his career (23 att.), and a .609 percentage from that range. He also made one special teams tackle on the year. Elam surpassed the 500-point plateau with his final point-after attempt at Seattle (9/7), becoming only the third Bronco in history to do so, and the fastest in terms of games played (66). He had a streak of three straight games with a field goal of 50+ yards snapped vs. St. Louis (9/14), a streak that dated back to the '96 season finale when he converted a 51-yarder at San Diego (12/22/96). In so doing, Elam became just the fourth kicker since the 1970 AFL-NFL merger to connect on field goals of 50 or more yards in three consecutive games. The others were Horst Muhlmann (1970), Tom Dempsey (1971) and Chris Bahr (1981). Elam was inactive for the New England game (10/6) because of groin and hip flexor injuries to his right leg, suffered the previous week at Atlanta (9/28). He missed most of that game after sustaining the injury on the kickoff following the Broncos' first touchdown. The New England game was the first missed by Elam in his five-year NFL career. With his first point-after at Oakland (10/19) Elam set a new Broncos record for consecutive games scoring at least one point (70), surpassing Rich Karlis' team record, set from 1984-88. He has now scored at least one point in the last 79 games in which he has played. He kicked the game-winning 33-yard field goal in overtime at Buffalo (10/26), the second time in his career that Elam has won a game for the Broncos in OT. The first was at Kansas City (20-17) Dec. 4, 1994. Elam tied his own franchise record with five field goals at Kansas City (11/16), matching the standard achieved previously by himself (vs. Buffalo, 9/3/95), Rich Karlis (vs. Seattle, 11/20/83) and Gene Mingo (vs. San Diego, 10/6/63). In that game he also tied his career high for field goal attempts in a game (6). In the postseason Elam was perfect, converting all 15 point-after attempts and both field goal attempts, of 43 and 51 yards. The 51-yard field goal in the Super Bowl was the second longest in Super Bowl history (54 yds., Steve Christie, Buff., SB XXVIII), as well as the longest in Broncos postseason history, and his 6-for-6 output on point-after attempts vs. Jacksonville (12/27) also set a Broncos postseason record, topping the previous mark (5 of 5) held by Rich Karlis (vs. Cleveland, 1/17/88).

**1996:** Elam converted 21 of 28 field goal attempts and all 46 point-after attempts to lead the team with 109 points. A hip flexor injury he suffered at Seattle in Week Two (9/8) hindered his performance during the middle of the season. The injury occurred when he was hit in the leg while following through on a kick. Elam's 109 points figured eighth among AFC kickers, and made him the first player in Broncos history to achieve four seasons with 100 or more points, having done so in each of his four professional seasons. He was also credited with one special teams tackle on the season. Elam converted three field goals in a game on two separate occasions, doing so at Seattle (9/8) in a 30-20

### ELAM ETCHES NAME IN SUPER BOWL RECORD BOOK

Jason Elam's second-quarter 51-yard field goal in Super Bowl XXXII vs. Green Bay not only gave Denver a 17-7 lead, it was the second longest field goal in Super Bowl history, trailing only a 54-yarder by Steve Christie in Super Bowl XXVIII:

#### LONGEST FIELD GOALS IN SUPER BOWL HISTORY

PLAYER	TEAM	OPPONENT (DATE)	DISTANCE
1. Steve Christie	Buffalo	vs. Dallas (1/30/94)	54
2. Jason Elam	Denver	vs. Green Bay (1/25/98)	51
3. Jan Stenerud	Kansas City	vs. Minnesota (1/11/70)	48
Rich Karlis	Denver	vs. N.Y. Giants (1/25/87)	48

Denver victory and at Oakland (11/4) in Denver's 22-21 Monday Night win over the Raiders, their third of four consecutive wins over their arch-rival. Elam also tied the team record for most extra points in a game with six against Baltimore (10/20) in a 45-34 Bronco triumph. He connected on his only 50+-yard field goal of the '96 season at San Diego (12/22) in the regular season finale. In Denver's AFC Divisional Playoff vs. Jacksonville he did not attempt a field goal and was 1-2 on point-after attempts, having his first try of the day blocked by the Jaguars' Clyde Simmons.

**1995:** Elam finished tied for third in the NFL in scoring—tied for second among kickers—with 132 points, and tied for second in field goals made with 31 as he was voted to his first Pro Bowl appearance. The 132 points are the second most by a Bronco in a single season, and the 31 field goals broke Elam's own record of 30 set in '94. On the season he was 31-38 (.816) on field goal attempts and 39-39 on point-after attempts. His breakthrough season also included second-team All-Pro honors from both the Associated Press and *College & Pro Football Newsweekly*, as well as All-AFC honors from *Pro Football Weekly*. He also punted once for 17 yards and contributed two special teams tackles. Elam was 5-7 (.714) on field-goal attempts of 50 yards or longer—including one missed attempt of 66 yards versus Seattle (12/10)—to improve his career numbers from that distance to 10-16 (.625). His 66-yard attempt was the second longest kick ever attempted by a Bronco, trailing only the 73-yard attempt (also missed) by Fred Steinfort at New England in 1980 (9/29), and was the longest ever attempted at Mile High Stadium. His five field goals of 50 yards or more tied a Broncos single-season record, originally held by Fred Steinfort (5-8 in 1980). Elam's 56-yarder at Houston (11/26) was the longest of his career, and the second longest in franchise history, behind Steinfort's 57-yarder vs. Washington, Oct. 13, 1980. At Oakland on Christmas Eve Elam scored 11 points, including the game-winning 37-yard field goal with 48 seconds remaining, in Denver's 31-28 win. It was the second time in '95 that Elam had kicked a game-winning field goal in the final minute, following his 32-yard effort that beat San Diego with 0:02 remaining (11/19). The San Diego game-winner was the third of Elam's career, and his first in the final seconds of regulation. Elam made a franchise-record 13 straight field goals during the middle of the season, beginning with a 30-yarder at Seattle (10/1), and ending with a 35-yarder against San Diego (11/19). Elam set the tone for his stellar season in the opener against Buffalo (9/3), tying a Broncos single-game record with five successful field goals in six attempts (22, 52, 20, 38, 37; missed from 38).

**1994:** Elam matched his rookie total of 119 points scored (fourth on the Broncos' all-time single-season scoring list) and set a Broncos record for successful field goals in a season with 30 (37 attempts). He also was a perfect 29-for-29 on point-after attempts, giving him a two-year accuracy of .986 (70-of-71). His two-year field-goal percentage of .778 moved him into second on the Broncos' all-time career list, just behind David Treadwell (.779 from 1989-92). His accuracy on kicks inside 40 yards was impeccable in '94, as he converted 22-of-22 kicks within that distance. Elam tied his NFL long and the fourth longest kick in Broncos history with a 54-yard field goal at San Diego (10/23). He accounted for nine of the Broncos 15 points in a 15-13 win over Cincinnati (11/27) by converting 3-of-5 attempts (34 yards, 33 and 37). He also connected for three field goals at New York (3-for-3) and at Seattle (3-for-4). Elam had just one field goal attempt blocked, a 50-yard attempt against Atlanta (11/20).

**1993:** Elam showed his leg strength on several long field goals during the 1993 season. His 119 points (fourth-highest figure in Bronco history) placed him fourth in the AFC and seventh in the NFL. Elam was successful on 4 of 6 field goal attempts longer than 50 yards. His 54-yarder in the week two game vs. San Diego (9/12) was the fourth longest in team history. That came one week after he tied for the third-best single game performance at the New York Jets (9/5) in the season opener. In that game he went 4-4. For the year Elam made 26 field goals, tying for fourth-best in team history.

**COLLEGE:** Elam was a superb combination kicker in college, holding virtually every school and conference scoring record at the University of Hawaii. He finished his career with 79 field goals, just one shy of the NCAA record held by Jeff Jaeger (80). Elam holds the Western Athletic Conference scoring record with 395 points, and made 30 of 43 field goals of 40 yards or more. Elam finished his collegiate career with a .790 field goal percentage, connecting on 79 of 100 attempts, with his longest being a 56-yarder. He finished 157 of 160 in PATs for the Rainbows. As a senior Elam was selected first-team All-America (Kodak and The Poor Man's Guide to the NFL Draft) and was first-team All-WAC. He made 16 of 25 field goals and 44 extra points, finishing with 92 points for the season. He also finished his collegiate career with a 43.5-yard average on 84 punts. Elam was a communication major.

**PERSONAL:** Jason and his wife, Tamy, a former Broncos cheerleader, have a son, Jason, Jr., 6, and a daughter, Jordan Noel, 4. The family makes its offseason home in Parker, Colo. Jason is a licensed commercial airplane pilot, who plans to fly full-time when he completes his NFL playing career. Jason was first-team all-county and second-team all-state at Brookwood High School in Snellville, Ga., where he also lettered in swimming and track. Jason was born March 8, 1970 in Fort Walton Beach, Fla.

## ELAM'S REGULAR SEASON RECORD

Year	Club	G	FIELD GOALS							PATs			Pts.
			1-19	20-29	30-39	40-49	50-59	60+	TOTAL	Pct.	Md./Att.	Pct.	
1993	Denver	16	0/0	11/12	7/7	4/10	4/6	0/0	26/35	.742	41/42	.976	119
1994	Denver	16	0/0	11/11	11/11	7/12	1/3	0/0	30/37	.811	29/29	1.000	119
1995	Denver	16	0/0	7/9	14/15	5/7	5/6	0/1	31/38	.816	39/39	1.000	132
1996	Denver	16	2/2	8/8	4/5	6/10	1/3	0/0	21/28	.750	46/46	1.000	109
1997	Denver	15	0/0	10/11	10/12	3/8	3/5	0/0	26/36	.722	46/46	1.000	124
1998	Denver	16	0/0	3/3	13/14	4/6	2/3	1/1	23/27	.852	58/58	1.000	127
1999	Denver	16	1/1	8/8	7/8	8/11	5/7	0/1	29/36	.806	29/29	1.000	116
2000	Denver	13	0/0	7/7	6/7	4/9	1/1	0/0	18/24	.750	49/49	1.000	103
2001	Denver	16	0/0	11/11	8/8	10/13	2/3	0/1	31/36	.861	31/31	1.000	124
2002	Denver	16	1/1	9/9	7/9	5/11	4/6	0/0	26/36	.784	42/43	.995	120
<b>CAREER TOTALS</b>		<b>156</b>	<b>4/4</b>	<b>85/89</b>	<b>87/96</b>	<b>56/97</b>	<b>28/43</b>	<b>1/4</b>	<b>261/333</b>	<b>.784</b>	<b>410/412</b>	<b>.995</b>	<b>1,193</b>

**ADDITIONAL STATISTICS:** Punted once for 17 yards vs. Kansas City, 10/22/95. Special teams tackles — 1995 (2), 1997 (1), 1999 (2), 2001 (1), 2002 (1), TOTAL (7).

## ELAM'S POSTSEASON RECORD

Year	Club	G	FIELD GOALS							PATs			Pts.
			1-19	20-29	30-39	40-49	50-59	60+	TOTAL	Pct.	Md./Att.	Pct.	
1993	Denver	1	0/0	0/0	1/1	0/0	0/0	0/0	1/1	1.000	3/3	1.000	6
1996	Denver	1	0/0	0/0	0/0	0/0	0/0	0/0	0/0	.000	1/2	.500	1
1997	Denver	4	0/0	0/0	0/0	1/1	1/1	0/0	2/2	1.000	15/15	1.000	21
1998	Denver	3	0/0	1/1	3/4	2/3	0/0	0/0	6/8	.750	11/11	1.000	29
2000	Denver	1	0/0	0/0	1/1	0/0	0/0	0/0	1/1	1.000	0/0	.000	3
<b>CAREER TOTALS</b>		<b>10</b>	<b>0/0</b>	<b>1/1</b>	<b>5/6</b>	<b>3/4</b>	<b>1/1</b>	<b>0/0</b>	<b>10/12</b>	<b>.833</b>	<b>30/31</b>	<b>.968</b>	<b>60</b>

## ELAM'S SINGLE GAME HIGHS

(Postseason in parenthesis)


**Most Field Goals Made** — 5 twice: at Kansas City, 11/16/97 and vs. Buffalo, 9/3/95 (3 vs. N.Y. Jets, 1/17/99). **Most Field Goals Attempted** — 6 twice: at Kansas City, 11/16/97 and vs. Buffalo, 9/3/95 (4 vs. Atlanta, 1/31/99). **Longest Field Goal Made** — 63 (ties NFL record) vs. Jacksonville, 10/25/98 (51 vs. Green Bay, 1/25/98). **Longest Field Goal Attempted** — 66 vs. Seattle, 12/10/95 (51 vs. Green Bay, 1/25/98). **Most Consecutive Field Goals Made** — 19, 12/21/97-11/29/98 (8, 1/9/94-1/31/99). **Most PATs Made** — 6 vs. Dallas, 9/13/98 and vs. Baltimore, 10/20/96 (6 vs. Jacksonville, 12/27/97). **Most PATs Attempted** — 6 vs. Dallas, 9/13/98 and vs. Baltimore, 10/20/96 (6 vs. Jacksonville, 12/27/97). **Most Consecutive PATs Made** — 371 (NFL record), 11/21/93-11/17/02 (26, 12/27/97-current); **Most Points Scored** — 16 three times: vs. Miami, 10/13/02, at Kansas City, 11/16/97 and at Buffalo, 9/3/95 (11 vs. N.Y. Jets, 1/17/99).

## ELAM'S REGULAR SEASON FIELD GOALS BROKEN DOWN BY CATEGORY

Year	Club	KICKING SURFACES							Totals
		Home (Grass)	Home Pct.	Away Total	Away Pct.	Away Grass	Away Turf	All Games	
1993	Denver	11/16	.688	15/19	.789	10/13	5/6	26/35	
1994	Denver	12/15	.800	18/22	.818	10/12	8/10	30/37	
1995	Denver	17/20	.850	14/18	.778	9/10	5/8	31/38	
1996	Denver	10/12	.833	11/16	.688	8/12	3/4	21/28	
1997	Denver	12/14	.857	14/22	.636	8/14	6/8	26/36	
1998	Denver	9/12	.750	14/15	.933	9/10	5/5	23/27	
1999	Denver	14/20	.700	15/16	.938	13/14	2/2	29/36	
2000	Denver	10/13	.769	8/11	.727	3/6	5/5	18/24	
2001	Denver	16/17	.941	15/19	.789	5/6	10/13	31/36	
2002	Denver	14/16	.875	12/20	.600	11/18	1/2	26/36	
<b>CAREER TOTALS</b>		<b>125/155</b>	<b>.806</b>	<b>136/178</b>	<b>.764</b>	<b>86/115</b>	<b>50/63</b>	<b>261/333</b>	

## ELAM'S POSTSEASON FIELD GOALS BROKEN DOWN BY CATEGORY

POSTSEASON Year	Club	KICKING SURFACES							Totals
		Home (Grass)	Home Pct.	Away Total	Away Pct.	Away Grass	Away Turf	All Games	
1993	Denver	0/0	.000	1/1	1.000	1/1	0/0	1/1	
1996	Denver	0/0	.000	0/0	.000	0/0	0/0	0/0	
1997	Denver	0/0	.000	2/2	1.000	1/1	1/1	2/2	
1998	Denver	4/4	1.000	2/4	.500	2/4	0/0	6/8	
2000	Denver	0/0	.000	1/1	1.000	1/1	0/0	1/1	
<b>CAREER TOTALS</b>		<b>4/4</b>	<b>1.000</b>	<b>6/8</b>	<b>.750</b>	<b>5/7</b>	<b>1/1</b>	<b>10/12</b>	



## ED ELLIS

6-5 • 325 • 7TH YR. • BUFFALO

**BORN:** Oct. 13, 1975 in New Haven, Conn.  
**HIGH SCHOOL:** Hamden High School, Hamden, Conn.  
**RESIDES:** Hamden, Conn.  
**ACQUIRED:** Free Agent, 2003  
**PRO YEAR:** 7th • **YEAR WITH BRONCOS:** 1st  
**NFL GAMES PLAYED/STARTED:** 52/6 • **POSTSEASON:** 0/0

# 77

TACKLE

Ed Ellis is a big, tough tackle who comes to Denver and will instantly add depth on the offensive line. He joins the Broncos having played the past two seasons with San Diego, and proved to be a valuable addition to the Chargers. Prior to his stint in San Diego, Ellis played one season (2000) in Washington and his first three years in New England (1997-1999). He has played in 52 career games, while making six starts. Ellis signed with the Broncos as a free agent April 24, 2003.

**2002:** Ellis played in 15 games last year, including starts at left tackle Weeks 9-11, when he replaced the injured Damion McIntosh. He played on special teams Weeks 13-16, and missed his only game when he was inactive against Denver (12/1) with ankle injury. Ellis' main special teams highlight came when he blocked a Jason Elam field goal attempt at Denver (10/6).

**2001:** Ellis played in all 16 games, while making two starts. In one of his starts, at Kansas City (12/23), he helped make holes for running back LaDainian Tomlinson to rush for a season-high 145 yards. He also started the season finale against Seattle (12/30) at right tackle. Ellis blocked Buffalo's potential game-tying field goal to seal victory on Oct. 28. It was the Bolts' first blocked field goal since Junior Seau against Denver Nov. 30, 1997. He also blocked a PAT at New England (10/14)—the first blocked PAT by Chargers player since Keith Browner at Cincinnati Dec. 4, 1988.

**2000:** Ellis played in 12 games for Washington, exclusively on special teams and on the kickoff return and field goal protection units.

**1999:** Ellis started and played in one game at right tackle for New England against Indianapolis (9/19). He was on the inactive list for eight games, and was active but did not play in seven others.

**1998:** Ellis played in seven games as reserve offensive tackle, and dressed but did not play in four other games. Early in the season, he did receive action at Denver (9/7), vs. Indianapolis (9/13) and vs. Tennessee (9/20).

**1997:** Ellis saw action for the Patriots in only one game as reserve against Buffalo (10/12). New England selected Ellis in the fourth round (125th overall) of the 1997 NFL Draft.

**COLLEGE:** A three-year starter at Buffalo, Ellis earned All-America honors from Gridiron Report as senior. He lined up at left tackle and made 60 knockdown blocks, while earning All-Independent honors by *The Sporting News* as a junior when he registered 51 knockdown blocks. As a sophomore, he started every game at right tackle, finishing the year with 38 knockdowns as the team averaged 276.1 yards per game. He was an early childhood education major.

**PERSONAL:** Ellis led Hamden High School to three district titles in football, and earned three varsity letters. He likes to take exotic vacations to foreign countries when he's not playing football, having visited Spain, Germany and England in the past, and plans to visit Egypt and venture through the rest of Africa in the future. While he's back home in Hamden, Conn., Ellis and his family have been helping his father, Randolph Ellis, Jr. start a ministry whose mission is to help the sick and less fortunate in their community. It has been a fulfilling venture for the entire family. Ellis is married to Barbara Ann, who hails from Brockton, Mass., the hometown of legendary boxer Rocky Marciano. Edward Key Ellis was born Oct. 13, 1975 in New Haven, Conn.

### ELLIS' REGULAR SEASON RECORD

Year	Club	G	S
1997	New England	1	0
1998	New England	7	0
1999	New England	1	1
2000	Washington	12	0
2001	San Diego	16	2
2002	San Diego	15	3
<b>CAREER TOTALS</b>		<b>52</b>	<b>6</b>



## NICK FERGUSON

5-11 • 201 • 4TH YR. • GEORGIA TECH

**BORN:** Nov. 12, 1974 in Miami, Fla.  
**HIGH SCHOOL:** Jackson High School, Miami, Fla.  
**RESIDES:** Atlanta, Ga.  
**ACQUIRED:** Free Agent, 2003  
**PRO YEAR:** 4th • **YEAR WITH BRONCOS:** 1st  
**NFL GAMES PLAYED/STARTED:** 39/1 • **POSTSEASON:** 0/0

# 25

SAFETY

Nick Ferguson joined the Broncos as a free agent this past offseason (April 2), and looks to make an immediate impact in the team's secondary. Entering his fourth NFL season, Ferguson played his first three with the New York Jets (2000-02). Originally signed as a rookie free agent by Cincinnati in 1997, he played three seasons in the Canadian Football League with Saskatchewan and Winnipeg prior to spending 1999 in Chicago's training camp and 2000 in Buffalo's camp. He was acquired by New York off Buffalo's practice squad in 2000, and played the final seven games of that season with the Jets. Ferguson has played in 39 career games, and picked up 37 total tackles (26 solo) and one interception for 20 yards.

**2002:** Ferguson played in all 16 games, recording 23 tackles and a fumble recovery on special teams, and added 11 tackles (9 solo) as a backup defensive back. Ferguson tallied one solo tackle on defense and led the team with five on special teams in Week 16—a Jets win over Green Bay. He recovered a Troy Brown fumble that had been forced by Chad Morton and added two special teams tackles in win at New England in Week 15. Ferguson two solo tackles as a defensive back, and another on special teams in game 12 at Oakland. After recording one special teams tackle against Buffalo in game 11, he had another on special teams in game 10 at Detroit. Ferguson totaled two tackles on special teams in the Week 9 win over Miami, and played on special teams, recording a tackle in Week 8 at San Diego. He recorded four tackles (two solo) on defense and added two tackles on special teams against Cleveland in game seven. Prior to that, he turned in two solo tackles from his safety position the win over Minnesota in Week 6. He saw action at safety and on special teams in game two against N.E., recording one solo tackle on defense and four tackles on special teams. Ferguson played in the season opener at Buffalo, primarily on special teams, and collected one solo tackle in addition to helping pave the way for Chad Morton's two kickoff returns for touchdowns.

**2001:** Ferguson played primarily on special teams, finishing second on the team with 26 special teams tackles. He recorded 21 tackles on defense, making one contest—vs. Buffalo in game 15. Ferguson recorded two or more special teams tackles nine separate occasions during the year. While starting his first NFL game vs. Buffalo in week 16, he recorded 16 tackles (nine solo), one pass defended and a forced fumble. He replaced an injured Damien Robinson late in the fourth quarter of the team's 29-28 win in game 14 at Indianapolis, and recorded two tackles on defense and another two tackles on special teams. Ferguson had three solo special teams tackles vs. Cincinnati in Week 14, and tied for the team lead with two special teams tackles vs. New England Week 12. After leading the team at New Orleans with four special teams tackles, he recorded two tackles against Carolina, as the Jets' special teams unit blocked a punt and returned it for the team's only touchdown in the game.

**2000:** Ferguson played in the Jets' final seven games of the season in a reserve role as an extra defensive back and on most special teams plays. He finished the year with nine tackles, three passes defended, one interception and three special teams tackles. In the team's final three games, Ferguson totaled six tackles and three special teams tackles, and played exceptionally well in game 13 vs. Indianapolis when he had four tackles, a team-high three passes defended—including a diving deflection on a third down pass intended for Marvin Harrison—and also recorded his first career interception when he swiped a Peyton Manning pass intended for Jerome Pathon in the fourth quarter of the Jets' 27-17 win.

### OFF THE FIELD

*Nick Ferguson, this past offseason, was one of six current and 12 former NFL players who took part in the NFL Coaching Internship Program—where the goal is to provide participants with comprehensive training, work experience and an evaluation of their coaching abilities. The coaches worked in the NFL Europe training camps in Tampa last February, where Ferguson was assigned to the Amsterdam Admirals.*




**COLLEGE:** Ferguson led the secondary with 67 tackles and finished second on team with seven passes defended as a senior for Georgia Tech. A former walk-on in 1993, Ferguson served primarily as a scout team player. Prior to his stint with the Yellow Jackets, he played one year at Morris Brown College in Atlanta.

**PERSONAL:** Born Nov. 27, 1974 in Miami, Fla., Ferguson is the third of 11 children (seven girls and four boys). He enjoys writing poetry in his spare time. Ferguson gained nickname "Train Wreck" while playing in NFL Europe when he ran over teammate Cedric Donaldson to make a tackle. While attending Jackson (Miami) High School, he was named the team's Most Valuable Player as a senior. His cousin, Ben Hanks, played for Minnesota in 1996 and Detroit in 1997.

#### FERGUSON'S REGULAR SEASON RECORD

Year	Club	G	S	UT	A	TT	S-Yds.	I-Yds.	PD	FF	FR	TD-Int.	TD-FR	S	Pts.
2000	N.Y. Jets	7	0	5	4	9	0-0	1-20	3	0	0	0	0	0	0
2001	N.Y. Jets	16	1	12	9	21	0-0	0-0	0	1	0	0	0	0	0
2002	N.Y. Jets	16	0	9	2	11	0-0	0-0	0	0	0	0	0	0	0
<b>CAREER TOTALS</b>		<b>39</b>	<b>1</b>	<b>26</b>	<b>15</b>	<b>41</b>	<b>0-0</b>	<b>1-20</b>	<b>3</b>	<b>1</b>	<b>0</b>	<b>0</b>	<b>0</b>	<b>0</b>	<b>0</b>

**ADDITIONAL STATISTICS:** Special teams tackles – 2000 (3), 2001 (26), 2002 (23), TOTAL (52).



### LEE FLOWERS

6-0 • 214 • 9TH YR. • GEORGIA TECH

**BORN:** Jan. 14, 1973 in Columbia, S.C.

**HIGH SCHOOL:** Spring Valley High School, Columbia, S.C.

**RESIDES:** Atlanta, Ga.

**ACQUIRED:** Free Agent, 2003

**PRO YEAR:** 9th • **YEAR WITH BRONCOS:** 1st

**NFL GAMES PLAYED/STARTED:** 111/74 • **POSTSEASON:** 11/4

# 41

**SAFETY**

Lee Flowers comes to Denver after playing his first eight NFL seasons in Pittsburgh, where he was the Steelers' starting safety. In that time, Flowers solidified himself as one of the Steelers defensive leaders by totalling 503 tackles (360 solo), 12 sacks for -72 yards and four interceptions. He also racked up 29 passes defended, 10 forced fumbles, six fumble recoveries, as well as 52 special teams stops. Selected in the fifth round (151st overall) of the 1995 NFL Draft, Flowers was one of only six rookies to make Pittsburgh's 53-man roster that year. He looks to add depth to the Broncos' secondary, as well as compete with Sam Brandon for the starting free safety position. He signed with the club as a free agent June 3, 2003.

**2002:** Flowers solidified himself as one of the defensive leaders as he finished the regular season with 85 total tackles (56 solo), four sacks and a career-high two interceptions. For the second straight year, he was named the recipient of The Chief Award, presented annually by the Pittsburgh Chapter of the Pro Football Writers of America to the player who best exemplifies the spirit of cooperation with the media established by the late founder, Arthur J. Rooney Sr. In the season opener at New England (9/9), he finished with five tackles (3 solo), plus caused and then recovered a fumble. Against Oakland (9/15), he tallied nine tackles (6 solo), and racked up five tackles and his first sack of the season vs. Cleveland (9/29). Flowers matched his career total for interceptions with two, and finished with six tackles at Cincinnati (10/13). He registered eight tackles (3 solo), and was credited with three quarterback hits/pressures at Baltimore (10/27). Prior to the game vs. Atlanta (11/10), he suffered a shoulder injury at the Friday practice, but came back to play in the game, finishing with six tackles (4 solo) and one quarterback pressure. Flowers, at Jacksonville (12/1), led the team with nine tackles (6 solo) and added one sack and one quarterback pressure. The following week vs. Houston (12/8), he tied Kendrell Bell for the team lead with seven tackles (4 solo). Against vs. Baltimore (12/29), Flowers totaled seven tackles (5 solo), and was also credited with one sack for eight yards. He led the team with 10 tackles (6 solo), including 1.5 tackles for losses totalling 5 yards vs. Cleveland (1/5). In the AFC Divisional Game at Tennessee (1/11), Flowers tied Larry Foote for the team lead with 11 tackles, including a team-high nine solo. He also recovered a fumble by Eddie George which was forced by Casey Hampton and led to a Steelers' touchdown.

**2001:** Flowers had another excellent season, finishing with 90 tackles (63 solo), and one sack. He was a first-time recipient of The Chief Award, presented annually by the Pittsburgh Chapter of the Pro Football Writers of America to the player who best exemplifies the spirit of cooperation with the media. The award was established by the late founder, Arthur J. Rooney Sr. At Jacksonville (9/9), he was credited with seven total tackles (5 solo). He missed most of the second half with a left knee injury at Buffalo (9/30), and played only 29 snaps, finishing with four total tackles (2 solo). The next week, Flowers was deactivated versus Cincinnati (10/7) because of the knee injury. He came back and logged 46 defensive snaps at Kansas City (10/14), and tallied seven total tackles (5 solo), with one pass defended. Against Tennessee (10/29), he finished with eight total tackles (4 solo) and a forced fumble. He was credited with a team-high 10 tackles (8 solo) vs. Baltimore (11/4), and finished with 10 tackles (6 solo) at Cleveland (11/11). He played all 104 defensive snaps at Cincinnati (12/30) and totaled 10 tackles (6 solo) and two passes defended. In the AFC Playoff game versus Baltimore (1/20), he finished with four solo tackles and one pass defended. The next week, he led the team with nine tackles (3 solo) in AFC Championship game versus New England (1/27).

**2000:** Flowers again was productive despite having his season shortened by two games because of a left knee injury, which required surgery on Dec. 13. Flowers played 68 defensive snaps versus Baltimore (9/3), leading the team with 10 tackles, including four solo stops. He missed the game at Cleveland (9/17) because of his nagging groin injury, and returned to the starting lineup versus Tennessee (9/24), where he was credited with seven total tackles, including four solo stops. Flowers collected his second career interception—his first since Nov. 1, 1998 at Tennessee—at Jacksonville (10/1), plus picked up seven total tackles, all solo. Against the N.Y. Jets (10/8), he recovered a blocked field goal in the second quarter and also forced a fumble by Curtis Martin in the third quarter to thwart a potential Jets' scoring drive. He played all 67 defensive snaps versus Cincinnati (10/15), and finished with eight total tackles including five solo. At Baltimore (10/29), Flowers posted a team-high 10 tackles (7 solo), and recovered Trent Dilfer's fumbled snap on the Ravens' initial drive of the game that ended a Ravens' scoring threat at the Steelers' 9-yard line. Logging all 78 defensive snaps at Tennessee (11/5), he finished with 15 total tackles (10 solo) and was also credited with a quarterback hurry/pressure and one pass defended. Against Philadelphia (11/12), he finished with six total tackles, and more importantly, forced a fumble that was retrieved by Joey Porter and returned for a touchdown. Flowers had a sack of Mark Brunell, which forced a fumble that was recovered by the Steelers and led to their first touchdown of the game versus Jacksonville (11/19). He finished the game with eight total tackles (3 solo) and one quarterback hurry/pressure. Against Cincinnati (11/26), he led the team with 13 total tackles, including seven solo tackles and a forced fumble. Flowers came back with a big-time effort versus Oakland (12/3), as he recovered two fumbles, giving him a career-high three for the season. Flowers suffered a knee injury early in the third quarter at N.Y. Giants (12/10), and returned only to aggravate the injury further six plays later. He ended up missing the remainder of the season.

**1999:** Flowers finished the year with 96 total tackles, third highest on the team, including 76 solo stops, five sacks (third most) and 12 pass defenses (tied for team honors). He left the game early in the second quarter because of an ankle sprain at Baltimore (9/19), but finished with three total tackles (2 solo). The next week vs. Seattle (9/26), he missed his first game as a starter because of the high-ankle sprain. After making a quick recovery, he came back to start against Jacksonville (10/3), playing all 63 snaps, and registering nine total tackles (7 solo). Flowers had one of his most active days that season at Buffalo (10/10), finishing with a season-high nine tackles, including seven solo stops and a sack. Playing all 70 snaps in a Monday Night game versus Atlanta (10/25), he finished with six total tackles, including five solo, and was also credited with a pass defended. Against San Francisco (11/7), he played all 71 snaps tallied eight total tackles, including seven solo stops. Flowers registered a team-high nine solo tackles versus Cleveland (11/14), and in the process, picked up his second sack of the season while adding two pass defenses. He finished with eight total tackles (6 solo) against Cincinnati (11/28), and also recorded his third sack of the season. Flowers logged 52 defensive plays despite suffering a lip laceration that required stitches at Kansas City (12/18), and left the game to have the stitches but returned to the game and finished with four total tackles (3 solo). He racked up eight tackles, including six solo stops before being ejected for fighting with tight end Wesley Walls in the fourth quarter against Carolina (12/26).

**1998:** Flowers ended the year as the team's second-leading tackler (behind Levon Kirkland), registering 117 total stops, including 94 solo tackles, which tied Kirkland for the team high. He also recorded the first sack and interception of his career, and was credited with two fumble recoveries and five pass defenses and 6.5 tackles for losses. Flowers made his debut as a starter at strong safety in the season-opener at Baltimore (9/6), and picked up three solo tackles with four assists. He posted his best game as a starter to that point in the Chicago contest (9/13) with a career-high 10 total tackles,

including seven solo stops. He registered seven tackles (five solos) at Miami (9/20), and was very active in a strong defensive performance against Seattle (9/27), where he made six total tackles, including five solo. In the second game of the season against Baltimore (10/18), he registered six total tackles (4 solo), and recovered the fumble on the Ravens' opening offensive series that led to a Steelers' first-quarter field goal. Flowers tied a team-high with six total tackles (5 solo) in the Monday Night game at Kansas City (10/26), and also recovered Elvis Grbac's fumble on the Chiefs' final drive of the game to help seal the Steelers' victory. Against Tennessee (11/1), he played all 65 defensive snaps, registering seven total tackles (4 solo), while recording his first career sack in the first quarter for five yards. Flowers had one of his best games in a Monday Night contest against Green Bay (11/9), finishing with eight total tackles, second only to Levon Kirkland. He followed that up with a team-high nine total tackles, including six solo stops, at Tennessee (11/15), while also forcing a fumble and picking up the first interception of his career. Flowers recorded seven total tackles, including six solo stops, at Detroit (11/26), and also forced a fumble recovered by Chris Oldham. Against New England (12/6), he registered a career-high 11 total tackles, including nine solo stops, while not missing a defensive play. He then set a new career high with 13 total tackles (10 solo) at Tampa Bay (12/13), tying Levon Kirkland for team honors.

**1997:** Flowers was sidelined for six weeks because of a sprained knee he suffered against Indianapolis (10/12), and returned to action for the Arizona game (11/30), and finished the regular season with one tackle and seven special-teams stops (6 solos), adding a forced fumble on special teams. He posted a career high four special-team tackles at Baltimore (10/5). Against New England (1/3) in the AFC first-round playoff game, he had two tackles, and also played on special teams in the AFC Championship game versus Denver (1/11).

**1996:** Flowers played in every game and led team with 30 special-teams stops (27 solo), ranking fifth in NFL, just four tackles short of the NFL-leader Jay Bellamy (Seattle) who had 34. He posted a three-tackle performance at Houston (10/20), and matched that high at Atlanta (10/27). Flowers produced his best game to that point of his career versus St. Louis (11/3), registering two solo tackles on defense and three special-team tackles. He had one solo tackle, two special-team tackles at Carolina (12/22). In the postseason, he played in the Steelers' games versus Indianapolis (12/29) and New England (1/5) adding two special-teams stops.

**1995:** Flowers, one of six rookies to make Pittsburgh's 53-man roster in 1995, was inactive six of first seven games, logging his first action at Houston (9/10). He played in the final nine games of the year mainly on special teams, finishing tied for second on team with 14 special-team stops. Flowers had two special-team stops at Chicago (11/4) and versus Cleveland (11/13), and three each versus Houston (12/3) and at Oakland (12/10). He forced an Eric Bieniemy fumble on a kick return at Cincinnati (11/19). During the playoffs, he led the Steelers with five special-team tackles while playing every post-season game, including two stops in Super Bowl XXX versus Dallas (1/28). Flowers was the Steelers' fifth round (151st overall) selection in the 1995 NFL Draft.

**COLLEGE:** Flowers, a starting cornerback and return specialist at Georgia Tech, compiled 238 total career tackles, the third most by a Yellow Jacket defensive back. He averaged 21.8 yards on 44 kickoff returns and 6.1 yards on 44 punt returns, while earning All-Atlantic Coast Conference honors as senior. He finished fourth on defense with 75 tackles and third in ACC with 23.5-yard kickoff return average on 23 returns, including career-long 62 yarder, his senior season, and picked up two interceptions. As a junior, he was credited with 55 total tackles, while backing up both cornerback positions and playing in nickel situations. He averaged 7.9 yards per punt return and 16.4 yards per kickoff return. Flowers was Tech's fourth-leading tackler with 80 stops in sophomore season, starting nine of 11 games and adding 13 kickoff returns for 21.7-yard average. He made 27 tackles and two fumble recoveries as reserve during his freshman campaign.

**PERSONAL:** Flowers earned All-State, All-Region, and All-Area honors for Spring Valley High School in Columbia, S.C., while serving as team captain and being voted offensive MVP. He doubled as quarterback, accumulating 1,126 all-purpose yards and 11 TDs, and registered 48 tackles as senior on defense. Flowers played in 1990 North Carolina-South Carolina Shrine Bowl, and was a member of AAAA state championship team as sophomore. He earned three letters each in football and track, and was the 1989 state long jump champion. Lethon Flowers III was born on Jan. 14, 1973 in Columbia, S.C. He and his wife, Kara, have two children, son, Lethon IV (3), and daughter, Leah (2). The family makes their offseason home in Atlanta, Ga.

# FLOWERS' REGULAR SEASON RECORD

Year	Club	G	S	UT	A	TT	S-Yds.	I-Yds.	PD	FF	FR	TD-Int.	TD-FR	S	Pts.
1995	Pittsburgh	10	0	0	0	0	0/0	0/0	0	0	0	0	0	0	0
1996	Pittsburgh	16	0	3	0	3	0/0	0/0	0	0	0	0	0	0	0
1997	Pittsburgh	10	0	1	0	1	0/0	0/0	0	1	0	0	0	0	0
1998	Pittsburgh	16	16	97	23	120	1/5	1/2	5	3	2	0	0	0	0
1999	Pittsburgh	15	15	76	20	96	5/21	0/0	12	0	0	0	0	0	0
2000	Pittsburgh	13	13	62	46	108	1/3	1/0	6	4	3	0	0	0	0
2001	Pittsburgh	15	15	63	27	90	1/8	0/0	3	1	0	0	0	0	0
2002	Pittsburgh	16	15	58	27	85	4/35	2/31	3	1	1	0	0	0	0
<b>CAREER TOTALS</b>		<b>111</b>	<b>74</b>	<b>360</b>	<b>143</b>	<b>503</b>	<b>12/72</b>	<b>4/33</b>	<b>29</b>	<b>10</b>	<b>6</b>	<b>0</b>	<b>0</b>	<b>0</b>	<b>0</b>

**ADDITIONAL STATISTICS:** Special teams tackles – 1995 (14), 1996 (30), 1997 (7), 2001 (1), TOTAL (52).

# FLOWERS' POSTSEASON RECORD

Year	Club	G	S	UT	A	TT	S-Yds.	I-Yds.	PD	FF	FR	TD-Int.	TD-FR	S	Pts.
1995	Pittsburgh	3	0	0	0	0	0/0	0/0	0	0	0	0	0	0	0
1996	Pittsburgh	2	0	0	0	0	0/0	0/0	0	0	0	0	0	0	0
1997	Pittsburgh	2	0	1	0	1	0/0	0/0	0	0	0	0	0	0	0
2001	Pittsburgh	2	2	7	6	13	0/0	0/0	1	0	0	0	0	0	0
2002	Pittsburgh	2	2	15	6	21	0/0	0/0	0	0	1	0	0	0	0
<b>CAREER TOTALS</b>		<b>11</b>	<b>4</b>	<b>23</b>	<b>12</b>	<b>35</b>	<b>0/0</b>	<b>0/0</b>	<b>1</b>	<b>0</b>	<b>1</b>	<b>0</b>	<b>0</b>	<b>0</b>	<b>0</b>

**ADDITIONAL STATISTICS:** Special teams tackles – 1995 (5), 1996 (2), 1997 (2), TOTAL (9).



# DARYL GARDENER

6-6 • 295 • 8TH YR • BAYLOR

**BORN:** Feb. 25, 1973 in Baltimore, Md.

**HIGH SCHOOL:** Lawton High School, Lawton, Okla.

**RESIDES:** Coral Springs, Fla.

**ACQUIRED:** Unrestricted Free Agent (Washington), 2003

**PRO YEAR:** 8th • **YEAR WITH BRONCOS:** 1st

**NFL GAMES PLAYED/STARTED:** 97/92 • **POSTSEASON:** 7/7

# DEFENSIVE TACKLE

**D**aryl Gardener will fit in perfectly around these parts. He's a big, intimidating run stopper, who also has a knack for getting to the quarterback. Gardener, who played last season with the Washington Redskins and his first six NFL seasons with the Miami Dolphins (1996-2001), recovered from successful back surgery during the 2001 season, and started 15 games at defensive tackle for the Redskins last year posting 71 tackles (50 solo), four sacks (-14) and one fumble recovery. In his six seasons with Miami, he started 77 games, making 322 total tackles (233 solo), with 15 sacks for -79.5 yards, three forced fumbles and three fumble recoveries. Gardener also has started in seven postseason games, compiling 31 total tackles (19 solo) and 1.5 sacks for -13.0 yards. Gardener was chosen by the Dolphins in the first round (20th overall) of the 1996 NFL Draft, and signed with Washington as an unrestricted free agent July 30, 2002. He joined the Broncos as an unrestricted free agent on March 6, 2003.

**2002:** Gardener joined Washington during 2002 training camp (7/30), and by season's end was named the 2002 Quarterback Club Redskins Player of the Year. He was also named as an alternate to the 2003 Pro Bowl, after he tied a career high in tackles with 71, and set a career mark for solo tackles with 50. Against St. Louis in Week 12, Gardener recovered a fumble from Rams quarterback Kurt Warner solidifying a Redskins' victory. In Washington's game at San Francisco (9/22), he started at right defensive tackle, and recorded six tackles (all solo). Against Tennessee (10/6), he recorded three tackles and one sack (Steve McNair) for -1 yard. The next week, Gardener made a team high nine tackles (4 solo) vs. New Orleans (10/13). A few weeks later, at Seattle (11/3), Gardener recorded four tackles, one sack (Matt Hasselbeck), one pass deflection and a fumble recovery. He followed that up with nine tackles (7 solo) at Jacksonville (11/10). Against St. Louis (11/24) he finished with four tackles and recovered a fumble of Rams quarterback Kurt Warner on the final possession, sealing the Redskins' victory 20-17. Gardener racked up five tackles (3 solo) and one sack (Chad Hutchinson) for -10 yards at Dallas (11/28), and made four tackles (1 solo) vs. the New York Giants (12/8). In the season finale vs. Dallas (12/29), he recorded six tackles (5 solo).

**2001:** Gardener started each of the first eight games of the season at right defensive tackle, and registered 36 total tackles (27 solo), four sacks, a forced fumble and two passes defended. He was inactive for game vs. N.Y. Jets (11/18) before undergoing back surgery on Nov. 24. Miami-area spine specialist Dr. Gary Gieseke performed a laser microdisectomy to remove fragments and scar tissue at Holy Cross Hospital in Ft. Lauderdale. Gardener was again inactive for each of the next two games before being placed on injured reserve on Dec. 4, where he spent the final five regular season games and Miami's playoff contest. Prior to being placed on injured reserve, he had a season-high seven tackles in 18-15 win over Oakland (9/23), as Dolphins held the Raiders without an offensive touchdown. Gardener matched that total two weeks later in 30-10 victory over New England (10/7), when he also tallied two sacks, tying a career-high that he first set on Dec. 19, 1999 against San Diego. In addition, he batted down a pass and forced a fumble in the Patriots contest and was awarded a defensive game ball. Gardener posted six tackles, including a sack, in win at Seattle (10/28), and recorded five stops in triumph at Indianapolis (11/11), his final game prior to missing the remainder of the year.

**2000:** Gardener started all 10 games in which he played at right defensive tackle. Despite missing six games, he finished ninth on the team with 54 total tackles (43 solo), and also recorded 2.5 sacks and one pass defended. Gardener registered nine tackles over the first two weeks of the season, including four stops and a half-sack in season-opener vs. Seattle (9/3) when he was awarded a defensive game ball. He sustained a disc herniation at L4-L5 vertebrae vs. Minnesota (9/10), and underwent surgery on Sept. 15 to remove a fragment of his herniated lumbar disc. The surgery was performed by Dr. Gary Gieseke at Holy Cross Hospital in Fort Lauderdale. Gardener was inactive for five straight games before returning to action in a starting role vs. Green Bay (10/29). The first game that Gardener missed—vs. Baltimore (9/17)—ended a string of 66 straight games in which he had played, and marked the first time he missed a game in his NFL career. In his second game back (vs. Detroit, 11/5), Gardener tallied five tackles, including 1.5 sacks, and earned a game ball on defense. He was inactive the following week at San Diego (11/12) due to back spasms, but came back to record eight tackles the following week vs. N.Y. Jets (11/19). Gardener posted a season-high nine stops, including a half-sack, vs. Tampa Bay (12/10). He started both playoff games following the 2000 season at right defensive tackle, and tied for fifth on the team with 11 tackles, including seven in AFC Divisional Playoff game at Oakland (1/6/01).

**1999:** Gardener started 15 of the 16 games in which he played at right defensive tackle, and finished the year with 71 total tackles (49 solo), five sacks for 14.5 yards in losses, one fumble recovery and one forced fumble. Both his tackle and sack totals represented career-highs, surpassing his previous bests of 58 tackles (1997) and 1.5 sacks (1997). His tackle total ranked fifth on the team and was second among linemen, while his sack figure tied for third on the squad. Gardener was voted as a second alternate at defensive tackle to the AFC Pro Bowl squad. The only game he did not start was vs. N.Y. Jets (12/27) as Dolphins opened with six defensive backs. He opened the season with four tackles in a win at Denver (9/13) and was awarded a defensive game ball. Gardener was second on the team with seven tackles in win vs. Arizona (9/19), and earned a defensive game ball for the second straight week. He added five tackles and a fumble recovery vs. Indianapolis (10/10), with the fumble recovery coming in the first quarter when he scooped up an Edgerrin James fumble at the Dolphins' 2-yard line and returned it 33 yards. The Colts had a 1st-and-goal from the 1-yard line prior to the fumble, and Gardener's return helped to set up an Olindo Mare field goal. He recorded three tackles, including a sack, at Oakland (10/31) and received a defensive game ball. Gardener tallied five tackles, including a half-sack, in shutout win vs. Tennessee (11/7) and again earned a defensive game ball. He notched eight tackles at Buffalo (11/14), and was second on the team with a season-high 10 tackles in 12-9 victory over San Diego (12/19). Gardener also posted a career-high two sacks in the Chargers contest and was awarded a game ball on defense. When he did not start the following week against the Jets (12/27), it snapped a string of 57 consecutive contests in which he had started, dating back to his rookie season of 1996. He started both playoff games at right defensive tackle, and totaled five tackles (3 solo).

**1998:** Gardener started all 16 regular season games and both playoff contests at right defensive tackle, finished the year with 53 tackles, one sack and one interception. In addition, he batted down three passes, and his tackle total ranked eighth on the team and first among linemen. Gardener had two tackles and an interception of a Peyton Manning pass in the season-opener at Indianapolis (9/6)—marking the first interception of his career and the first interception by a Dolphins defensive lineman since Jeff Cross picked off a Drew Bledsoe pass on Oct. 30, 1994 at New England. For his performance in shutout win vs. Pittsburgh (9/20), he was awarded a defensive game ball for recording a pair of stops. He tallied five tackles at N.Y. Jets (10/4), and registered a season-high seven tackles, including a sack and a pass defended, vs. New England (10/25), where he earned a defensive game ball for his efforts in the Dolphins' 12-9 win. He started both playoff games following the 1998 season at right defensive tackle, totalling seven tackles and a half-sack. He tallied three tackles and a half-sack in First-Round game vs. Buffalo (1/2/99), and was credited with four stops in Divisional contest at Denver (1/9/99).

**1997:** Gardener started all 16 regular season games and one playoff contest at right defensive tackle. He finished the year with 58 total tackles (ranking 9th on the club), 1.5 sacks for 12.5 yards lost, a fumble recovery and a forced fumble. He recorded five tackles at Green Bay (9/21), and registered six stops, including a half-sack, vs. Chicago (10/27). Gardener tallied a season-high seven tackles at Buffalo (11/2), and amassed four tackles, including his only full sack of the year, in season finale vs. New England (12/22). Gardener started first-round Playoff game at New England (12/28), where he was credited with eight tackles, including a sack for nine yards lost.

**1996:** Gardener played in all 16 games with 12 starts at left defensive tackle as a rookie, finishing with 50 tackles (33 solo), one sack and a fumble recovery. He was voted to all-rookie teams of *College and Pro Football Newsweekly*, *The Football News* and *Pro Football Weekly*. Gardener made his Dolphins debut in the season opener against New England (9/1) in a starting role at left defensive tackle and recorded four tackles, including a 7-yard sack of Patriots quarterback Drew Bledsoe. He joined fellow rookies, running back Karim Abdul-Jabbar, fullback Stanley Pritchett and linebacker Zach Thomas, for only the third time in club history and the first time since 1970 that Miami started four rookies in the season opener. Gardener saw action in a reserve role in each of the next four games, and tallied five tackles at Indianapolis (9/23). He started each of the final 11 contests, while recovering a fumble at New England (11/3), registering five tackles against Pittsburgh (11/25), and posting a season-high six stops at Oakland (12/1).

**COLLEGE:** Gardener was a three-year starter at Baylor, recording 59 tackles (36 solo), 3.5 sacks, and six tackles for loss as a senior. He started each of the first eight games of junior season at left defensive end, recorded 31 tackles (19 solo), seven tackles for loss, one forced fumble, one fumble recovery with a team-high 4.5 sacks. His sophomore year, he started the last nine games at left defensive end, and racked up 51 tackles (25 solo), four sacks, 12 tackles for loss, one forced fumble, one fumble recovery and a pass defended. As a freshman he saw reserve action, while picking up 18 tackles (14 solo), with three sacks and six tackles for loss. Gardener majored in sociology.

**PERSONAL:** Gardener is married to Tarnesia, and the couple resides in Coral Springs, Fla., with two sons, Da'vante and De'Andre, and daughter, Sha'nice. He attended Lawton (Okla.) High School, and was named all-state as a senior after recording 149 tackles, eight sacks, nine quarterback pressures, while adding eight receptions for 138 yards and two touchdowns. Gardener excelled in basketball, averaging 17.2 points and 10 rebounds per game. He has worked with the Kara Morris Foundation, the Big Brothers program and has become extremely involved with the Guardian Ad Litem Program. Gardener was the recipient of the Dolphins 2000 Ed Block Courage Award. He enjoys fishing in his spare time, and lists the Bible as his favorite book, and Janet Jackson as his favorite recording artist. Born February 25, 1973, in Baltimore, Md., his full name is Daryl Ronald Gardener.

#### GARDENER'S REGULAR SEASON RECORD

Year	Club	G	S	UT	A	TT	S-Yds.	I-Yds.	PD	FF	FR	TD-Int.	TD-FR	S	Pts.
1996	Miami	16	12	33	17	50	1-7	0-0	0	0	1	0	0	0	0
1997	Miami	16	16	44	14	58	1.5-12.5	0-0	0	1	1	0	0	0	0
1998	Miami	16	16	37	16	53	1-9	1-(-1)	3	0	0	0	0	0	0
1999	Miami	16	15	49	22	71	5-14.5	0-0	0	1	1	0	0	0	0
2000	Miami	10	10	43	11	54	2.5-9.5	0-0	1	0	0	0	0	0	0
2001	Miami	8	8	27	9	36	4-27	0-0	2	1	0	0	0	0	0
2002	Washington	15	15	50	21	71	4-14	0-0	4	0	1	0	0	0	0
<b>CAREER TOTALS</b>		<b>97</b>	<b>92</b>	<b>283</b>	<b>110</b>	<b>393</b>	<b>19-93.5</b>	<b>1-(-1)</b>	<b>10</b>	<b>3</b>	<b>4</b>	<b>0</b>	<b>0</b>	<b>0</b>	<b>0</b>

**ADDITIONAL STATISTICS:** Special teams tackles – 2000 (3), 2001 (26), 2002 (23), TOTAL (52).

#### GARDENER'S POSTSEASON RECORD

Year	Club	G	S	UT	A	TT	S-Yds.	I-Yds.	PD	FF	FR	TD-Int.	TD-FR	S	Pts.
1997	Miami	1	1	5	3	8	1-9	0-0	0	0	0	0	0	0	0
1998	Miami	2	2	6	1	7	0.5-4	0-0	0	0	0	0	0	0	0
1999	Miami	2	2	2	5	7	0-0	0-0	0	0	0	0	0	0	0
2000	Miami	2	2	5	6	11	0-0	0-0	0	0	0	0	0	0	0
<b>CAREER TOTALS</b>		<b>7</b>	<b>7</b>	<b>19</b>	<b>12</b>	<b>31</b>	<b>1.5-13</b>	<b>0-0</b>	<b>0</b>	<b>0</b>	<b>0</b>	<b>0</b>	<b>0</b>	<b>0</b>	<b>0</b>



**IAN GOLD****6-0 • 223 • 4TH YR. • MICHIGAN****BORN:** August 23, 1978 in Ann Arbor, Mich.**HIGH SCHOOL:** Belleville High School, Belleville, Mich.**RESIDES:** Highlands Ranch, Colo.**ACQUIRED:** Draft #2a (40th overall), 2000**PRO YEAR:** 4th • **YEAR WITH BRONCOS:** 4th**NFL GAMES PLAYED/STARTED:** 48/16 • **POSTSEASON:** 1/0**52****LINEBACKER**

Ian Gold moved into the starting lineup at weakside linebacker, and wasted no time emerging as one of brightest stars on the Broncos' front seven. Gold posted 166 tackles (130 solo) and finished second on the team in sacks with 6.5 (-34 yards). Adding Gold to the starting lineup has established Denver as having one of the most talented linebacking corps in the entire league. Lightning quick and extremely agile, Gold has made an impact as a linebacker, edge rusher and special teams standout in his first three NFL seasons, and was rewarded with his first Pro Bowl invitation in 2001 as the AFC special teams performer. He has also earned one AFC Special Teams Player of the Week award in his career, in Week 11 of the 2000 season. Gold has played in all 48 games since joining the club and posted 215 tackles (172 solo), including 11.5 sacks (-52), as well as seven passes defended and five forced fumbles. He has added 30 more tackles on special teams, as well as four fumble recoveries and a blocked punt that he returned for a touchdown in his rookie season. Gold was the first of Denver's two second round draft choices in 2000, selected 40th overall out of Michigan.

**2002:** Gold started at weakside linebacker in all 16 games and ranked second on the team in tackles with a career-high 166 (130 solo), including a career-high 6.5 sacks (-34), as well as five passes defended, three forced fumbles and one fumble recovery. Gold's sack total ranked tied for fifth in the AFC (T8th NFL) among linebackers. In his first year as a starter, Gold posted double-digit tackle totals in 10 games, including four in a row (gms. 9-12), and in eight of the final 10 outings. He also posted at least half a sack in each of the final four games, notching 3.5 sacks in that span. His fumble recovery came in the season finale vs. Ariz. (12/29) when Lionel Dalton sacked Josh McCown, forcing the ball loose, and Gold returned it 18 yds. to the Broncos 16-yd. line. In the game he also raised his sack total 6.5 with a shared sack of McCown. Gold recorded his sixth sack of the season at Oak. (12/22), knocking the ball loose from Rich Gannon on the play for his third forced fumble of the season. The ball was recovered by Bertrand Berry. He also matched his season high (for the fifth time) of 13 tackles (12 solo) at Oak. Gold matched his season high (fourth time) with 13 tackles (10 solo) vs. K.C. (12/15) and also recorded his fifth sack of the season (-1). He recorded his fourth sack at the Jets (12/8), pulling down Chad Pennington for a 10-yd. loss. At S.D. (12/1) he matched his season high with 13 tackles (10 solo). Versus Ind. (11/24) Gold recovered a muff by Colts punt returner Troy Walters. He led the team in tackles while tying his career high with 13 stops (9 solo) vs. Oak. (11/11), including his third sack of the season (-5), of Rich Gannon, giving him sacks in back-to-back games. He posted his second sack of the season at N.E. (10/27), dropping Tom Brady for a 3-yd. loss, and also forced a fumble in the game. Gold recorded a career-high 13 tackles (9 solo) at K.C. (10/20), his third double-digit tackle total of the season. His first forced fumble came vs. Buf. (9/22) and led to a 24-yd. touchdown return by Chester McGlockton. Gold posted his first sack of the season in Wk. 2 at S.F. (9/15), dropping Jeff Garcia for a 7-yd. loss, among his 10 tackles (9 solo). In the opener vs. St. L. (9/8) Gold posted a then-career-high 12 tackles (10 solo) to tie for the team lead.

**2001:** Gold—voted to play in the Pro Bowl for the first time in his career as the AFC special teams performer, and named All-AFC for special teams by *Pro Football Weekly*—played in all 16 games and posted a career-best 28 tackles (22 solo), including a career-high three sacks (-14), and broke up two passes and forced a fumble. He excelled on special teams, ranking third on the team with 18 tackles, and recovering two fumbles (at K.C. 12/16 and at Ariz., 9/23). His second fumble recovery came on the opening kickoff of the second half at K.C. (12/16). Gold tied his season high in tackles with five vs. Oak. (12/30), including one sack, as he took down Rich Gannon for a 6-yd. loss in the 2nd qtr. Gold set his season high initially with five tackles at Mia. (12/2), just one short of his career single-game high set last season at N.O. (12/3/00). He posted his second sack of the season at Dal. (11/22), dropping Ryan Leaf for a 6-yd. loss, and causing a fumble that was recovered by John Mobley to set up a Broncos touchdown. Gold posted his previous season high in tackles at S.D. (10/21) with four (3 solo). In the season opener versus the Giants (9/10) he posted one solo tackle, a sack of Kerry Collins for a 2-yd. loss.

**2000:** Gold played in all 16 games, seeing action in a reserve role on defense and special teams. Defensively he posted 21 tackles (20 solo), including two sacks (-4), as well as a forced fumble. He recorded 11 solo tackles in a two-game span (Gms. 13-14), posting five vs. Sea. (12/10) after a career-high six at N.O. (12/3). On special teams Gold ranked third on the team with 11 tackles, as well as one blocked punt (returned for a touchdown) and two fumble recoveries (vs. Cleve., 10/15 and vs. Atl., 9/10). Gold was spectacular on Monday Night Football vs. Oak. (11/13), registering a sack of Rich Gannon on which he forced a fumble that the Broncos recovered. He also blocked a Shane Lechler punt and returned it 12 yds. for a touchdown in Denver's 27-24 win, and made two special teams tackles to earn AFC Special Teams Player of the Week honors. Gold became the first Bronco to return a blocked punt for a touchdown since Rob Nairne returned one 22 yds. for a score vs. N.E., Nov. 11, 1979. Gold made his NFL debut in the season opener at St. Louis (9/4) and posted four tackles (3 solo). He played in a reserve role and on special teams in the AFC Wild Card Game at Balt. (12/31) and posted one solo tackle in his first postseason game.

**COLLEGE:** Gold was a four-year letterwinner and two-year starter at Michigan, converting from running back to linebacker as a sophomore. He earned All-Big 10 honors as both a junior (second team) and senior (first team), leading the team in tackles (95; 71 solo) in his final campaign with the Maize and Blue. He played in every game as a sophomore in his first season as a linebacker, following a true freshman season in which he mostly saw special teams duty as a running back. He played in four bowl games, the Outback, Rose, Citrus and Orange. Gold earned his bachelor's degree in political science from Michigan. His mother and father are both Michigan graduates, and Ian was born at the UM Hospital, in Ann Arbor, Mich.

**PERSONAL:** Gold was a *SuperPrep* All-American, *Blue Chip Illustrated* All-Midwest, *Detroit News* Blue Chip, All-Mega Conference, all-area and Associated Press Class A/AA all-state pick as a running back at Belleville (Mich.) High School. A three-year letterman, he rushed for 934 yards and 21 touchdowns while returning a pair of punts for scores as a senior, despite missing the final two games with a knee sprain. Gold's junior-year numbers included 920 yards and 17 touchdowns. He also lettered in basketball (guard) and track (sprinter/high jumper). Ian's twin brothers, Jason and Jeremy, played football at Central Michigan, and his younger brother, Cory, also played football in high school and is a 2002 graduate of Moorehouse College. Ian's mother and father both graduated from the University of Michigan, and Ian was born Aug. 23, 1978 at the University of Michigan Hospital. His full name is Ian Maurice Gold.

**GOLD'S REGULAR SEASON RECORD**

Year	Club	G	S	UT	A	TT	S-Yds.	I-Yds.	PD	FF	FR	TD-Int.	TD-FR	S	Pts.
2000	Denver	16	0	20	1	21	2-4	0-0	0	1	0	0	0	0	0
2001	Denver	16	0	22	6	28	3-14	0-0	2	1	0	0	0	0	0
2002	Denver	16	16	130	36	166	6.5-34	0-0	5	3	1	0	0	0	0
<b>CAREER TOTALS</b>		<b>48</b>	<b>16</b>	<b>172</b>	<b>43</b>	<b>215</b>	<b>11.5-52</b>	<b>0-0</b>	<b>7</b>	<b>5</b>	<b>1</b>	<b>0</b>	<b>0</b>	<b>0</b>	<b>0</b>


**ADDITIONAL STATISTICS:** Special teams tackles – 2000 (11), 2001 (18), 2002 (1), TOTAL (30). Had a forced fumble at New England (10/27) in 2002. Blocked a punt by Shane Lechler vs. Oakland (11/13) in 2000 and returned it 12 yds. for a touchdown. Recovered two fumbles on special teams, 2000. Recovered two fumbles on special teams, 2001. Recovered one fumble on special teams, 2002.

**GOLD'S POSTSEASON RECORD**

Year	Club	G	S	UT	A	TT	S-Yds.	I-Yds.	PD	FF	FR	TD-Int.	TD-FR	S	Pts.
2000	Denver	1	0	1	0	1	0-0	0-0	0	0	0	0	0	0	0

**ELITE COMPANY**

The Broncos are one of only five franchises in professional sports to boast a season-ticket base greater than 70,000. The four other franchises are the Jacksonville Jaguars, Kansas City Chiefs, New York Giants and New York Jets. The Giants (28 years) and Broncos (27) have surpassed the 70,000 mark for the most consecutive seasons.



## BEN HAMILTON

6-4 • 283 • 3RD YR. • MINNESOTA

**BORN:** August 18, 1977 in Minneapolis, Minn.  
**HIGH SCHOOL:** Wayzata High School, Wayzata, Minn.  
**RESIDES:** Parker, Colo.  
**ACQUIRED:** Draft #4a (113th overall), 2001  
**PRO YEAR:** 3rd • **YEAR WITH BRONCOS:** 3rd  
**NFL GAMES PLAYED/STARTED:** 16/16

# 50

GUARD/CENTER

**B**en Hamilton had a break-out year in 2002, and looks to continue that trend this season. Hamilton, who did not see any action his rookie year, earned a starting role at guard last season, but was forced to move to center when Tom Nalen was placed on the injured reserve after Week 7. He quickly emerged as one of the team's top linemen, by taking what he learned in his rookie season and the experience he gained in NFL Europe into a more prominent role on the offensive line in 2002. Hamilton figures to move back to guard this season, and hopes to contribute to another great season by last year's NFL Offensive Rookie of the Year, Clinton Portis. He started all 16 games last season, and spent 2001 on the 53-man roster, but was inactive for each game. Prior to the 2002 season, he spent the spring honing his skills with the Berlin Thunder of the NFL Europe League. Hamilton was selected by the Broncos in the fourth round (113th overall) of the 2001 NFL Draft, out of Minnesota.

**2002:** Hamilton started all 16 games, including the final nine at center after taking over the position—replacing the injured Tom Nalen (left ACL)—in Wk. 8 at N.E. He started the first seven games at left guard. At K.C. (10/20), Hamilton moved to center in the 4th qtr. after Nalen left the game.

**2001:** Hamilton was declared inactive for all 16 games.

**COLLEGE:** Hamilton started all 46 games in which he played in his four years at Minnesota, and is regarded as the best center to ever play at the school. He was a consensus first-team All-America choice for the second straight year as a senior, earning acclaim from *Football News*, *The Sporting News*, American Football Coaches Association and Walter Camp. Hamilton was also a consensus All-Big Ten Conference first-team choice, and a finalist for the Lombardi Award, given annually to the nation's best interior lineman, as well as the Outland Trophy, awarded to college football's top lineman. As a junior he was named first-team All-America by the Associated Press, becoming the first Minnesota offensive lineman since Bobby Bell in 1962 to earn first-team national honors, while also picking up first-team All-America honors from *The Sporting News* and CBS Sportsline and second-team accolades from *Football News*. Hamilton was a first-team All-Big Ten Conference choice by the league's coaches named the team's Paul Giel award winner, which honors the player who exhibits total unselfishness and most concern about the University of Minnesota. He was honorable mention All-Big Ten as a freshman and sophomore, and redshirted in 1996. Hamilton graduated with a degree in engineering.

**PERSONAL:** Hamilton was a *USA Today* honorable mention All-America choice as a senior at Wayzata (Minn.) High School, and also added *Minneapolis Star Tribune* all-state, all-conference and all-Metro accolades as he helped lead his school to the 1995 Section 8AA crown. He represented the Metro team in the 1996 Minnesota High School All-Star game, and also lettered in tennis. Hamilton was an honor roll student. His father, Wes, played on the offensive line at Tulsa and with the Minnesota Vikings (1976-85). He was drafted by the Vikings in the third round of the 1976 NFL Draft and played in 116 games with the club. Benjamin Thomas Hamilton was born Aug. 18, 1977 in Minneapolis, Minn. He and his wife, Jeanne, reside in Parker, Colo. and the couple has a son, Elijah (1).

### HAMILTON'S REGULAR SEASON RECORD

Year	Club	G	S
2001	Denver	0	0
2002	Denver	16	16
<b>CAREER TOTALS</b>		<b>16</b>	<b>16</b>

### OFF THE FIELD

*This past offseason, Ben graduated from the University of Minnesota after successfully completing his degree in Engineering.*



## PATRICK HAPE

6-4 • 262 • 7TH YR. • ALABAMA

**BORN:** June 6, 1974 in Killen, Ala.  
**HIGH SCHOOL:** Brooks High School, Killen, Ala.  
**RESIDES:** Aurora, Colo.  
**ACQUIRED:** Unrestricted Free Agent (Tampa Bay), 2001  
**PRO YEAR:** 7th • **YEAR WITH BRONCOS:** 3rd  
**NFL GAMES PLAYED/STARTED:** 92/16 • **POSTSEASON:** 5/0

# 86

TIGHT END

**P**atrick Hape proved to be a valuable backup last season at tight end, as the Broncos had one of the best tight end corps in the league. He caught six passes for 26 yds. (4.3) and two touchdowns, and also made contributions on special teams. In 2001, he scored the first touchdown ever at INVESCO Field at Mile High on a 1-yd. pass from Brian Griese in the 1st quarter of the season opener vs. the New York Giants, Sept. 10, 2001. Now in his seventh NFL season Hape has played in 92 career games (16 starts) and caught 40 passes for 222 yards (5.7) with a long of 25 and seven touchdowns, while also rushing three times for 1 yd. He has also played in five postseason games and caught one pass for 5 yards. Hape spent his first four NFL seasons with Tampa Bay after being drafted by the club in the fifth round in 1997 (137th overall).

**2002:** Hape played in a reserve role and on special teams in all 16 games and caught six passes for 26 yds. (4.3), with a long of 7 and two touchdowns. He scored his second touchdown of the season at Sea. (11/17) on a spectacular diving reception from Steve Beuerlein from 1 yd. out on a 4th-and-goal play early in the 4th qtr. His first score came at Balt. (9/30) on a 2-yd. pass from Brian Griese.

**2001:** Hape played in 15 games, starting eight, and set career highs in all receiving categories with 15 catches for 96 yds. (6.4), with a long of 25 and three touchdowns. He also rushed twice for 0 yds. Hape started at fullback in Wk. 1 and Wks. 3-8 before returning to a reserve role at both fullback and tight end with Tony Carter assuming the role beginning in Wk. 9. He was declared inactive at Ind. (1/6) because of a sprained left ankle suffered the week before vs. Oak. (12/30). Hape started as a second tight end at K.C. (12/16) and tied his career high for receptions with two (8th time; 4th of '01) for a career-high 35 yards, including a career-best long of 25. He re-emerged on the Broncos' offensive landscape vs. Sea. (12/9), catching his third touchdown of the season on a 1-yd. pass from Gus Frerotte in the 3rd qtr. Hape posted his third two-catch game of the season at Oak. (11/5), tying his career high (seventh time), and established a then-career high for receiving yds. with 20. His longest reception, of 13 yds., also matched his career best at the time. Hape did not start at Ariz. (9/23) because the Broncos opened in a two-tight end set, but played the entire game at fullback and caught his career-best second touchdown of the season on a 1-yd. toss from Brian Griese. He started at fullback in the season opener against the Giants (9/10) and scored the first touchdown at INVESCO Field at Mile High on a 1-yd. pass from Griese with 1:09 remaining in the 1st qtr. He was moved to fullback full-time in training camp when four-year starter Howard Griffith went down with a neck injury. Hape signed with the Broncos as an unrestricted free agent from Tampa Bay March 14, 2001.

**2000:** Hape played in all 16 games (2 starts) and caught a career-best six passes for 39 yards with Tampa Bay. His two starts came at Washington (10/1) and vs. Green Bay (11/12). Hape tied his longest career reception of 13 yds. vs. Chicago (9/10) and recorded his high game of two catches (12 yds.) in the Washington contest. He also caught one pass for five yards in the Bucs' playoff loss at Philadelphia (12/31).

**1999:** Hape played in 15 games (one start, vs. Denver) for Tampa Bay and caught five passes for 12 yards, including a two-yard touchdown reception at Seattle (11/28), Shaun King's first NFL scoring pass. Hape played in both postseason contests, making a key block to spring Mike Alstott on a 4th-and-1 situation that led to the winning touchdown in Tampa's 14-13 win over Washington (1/15), propelling the Bucs to the NFC Championship Game at St. Louis (1/23).

**1998:** Hape played in 16 games and made two starts as Tampa Bay's second tight end. He joined starting tight end Dave Moore in the lineup primarily in blocking situations and helped open holes for a Buccaneers running game that racked up 2,148 yards, second most in team history. For the season Hape caught four passes for 27 yards (6.8), including two for seven yards in the season opener at Minnesota (9/6). He scored on a two-point conversion at Green Bay (9/13).

**1997:** Hape played in 14 games (three starts) with Tampa Bay and caught four passes for 22 yards (5.5), including a career-long 13-yarder at Green Bay (10/5). He began his rookie season as the back-up tight end but was also used extensively at fullback, the role in which he made his three starts. Hape carried once for one yard. He saw limited action as a fullback in both postseason contests, the NFC Wild Card Game vs. Detroit (12/28) and the NFC Divisional Playoff at Green Bay (1/4/98). The Bucs drafted him in the fifth round (137th overall) in April of '97.

**COLLEGE:** Hape was a four-year letterwinner at Alabama, where he played in 47 career games (26 starts) and caught 24 passes for 321 yards (13.4) and one touchdown. He also rushed for 25 yards on seven carries (3.6). As a senior in 1996 Hape caught a career-best 12 passes for 134 yards (11.2) and a touchdown. As a junior he made five starts at fullback. He majored in business management.

**PERSONAL:** Hape, a native of Killen, Ala., was considered one of the nation's top tight end prospects as a senior at Brooks High School. He earned all-state accolades while playing tight end, linebacker and running back. Hape rushed for 660 yards and scored seven touchdowns as a prep. Patrick Stephen Hape was born June 6, 1974 in Killen, Ala. He and his wife, Jennifer, make their home in Aurora, Colo.

#### HAPE'S REGULAR SEASON RECORD

Year	Club	RECEIVING						SCORING					
		G	S	No.	Yds.	Avg.	LG	TD	TDr	TDp	TDrt	2pt	Pts.
1997	Tampa Bay	14	3	4	22	5.5	13	1	0	0	0	0	6
1998	Tampa Bay	16	2	4	27	6.8	11	0	0	0	0	1	2
1999	Tampa Bay	15	1	5	12	2.4	4	1	0	1	0	0	6
2000	Tampa Bay	16	2	6	39	6.5	13	0	0	0	0	0	0
2001	Denver	15	8	15	96	6.4	25	3	3	3	0	0	18
2002	Denver	16	0	6	26	4.3	7	2	2	0	0	0	12
<b>CAREER TOTALS</b>		<b>92</b>	<b>16</b>	<b>40</b>	<b>222</b>	<b>5.7</b>	<b>25</b>	<b>7</b>	<b>7</b>	<b>7</b>	<b>0</b>	<b>1</b>	<b>44</b>

**ADDITIONAL STATISTICS:** Hape scored on a two-point conversion at Green Bay (9/13), 1998. Rushed once for one yard, 1997. Rushed twice for 0 yds., 2001; **TOTAL RUSHING:** 3-1, 0.3, LG of 1.

#### HAPE'S POSTSEASON STATISTICS

Year	Club	RECEIVING						SCORING					
		G	S	No.	Yds.	Avg.	LG	TD	TDr	TDp	TDrt	2pt	Pts.
1997	Tampa Bay	2	0	0	0	0.0	0	0	0	0	0	0	0
1999	Tampa Bay	2	0	0	0	0.0	0	0	0	0	0	0	0
2000	Tampa Bay	1	0	1	5	5.0	5	0	0	0	0	0	0
<b>CAREER TOTALS</b>		<b>5</b>	<b>0</b>	<b>1</b>	<b>5</b>	<b>5.0</b>	<b>5</b>	<b>0</b>	<b>0</b>	<b>0</b>	<b>0</b>	<b>0</b>	<b>0</b>

#### HAPE'S SINGLE GAME HIGHS

(Postseason in parenthesis)

**Most receptions** — 2, eight times, most recently at Kansas City, 12/16/01 (1 at Philadelphia, 12/31/00). **Most receiving yardage** — 35 at Kansas City, 12/16/01 (5 at Philadelphia, 12/31/00). **Longest reception** — 35 at Kansas City, 12/16/01 (5 at Philadelphia, 12/31/00). **Most receiving touchdowns** — 1, six times, most recently at Seattle, 11/17/02 (none).



### HERB HAYGOOD

5-11 • 193 • 2ND YR. • MICHIGAN ST.

**BORN:** Dec. 30, 1977 in Sarasota, Fla.  
**HIGH SCHOOL:** Sarasota High School, Sarasota, Fla.  
**RESIDES:** Sarasota, Fla.  
**ACQUIRED:** Draft #5 (144th overall), 2002  
**PRO YEAR:** 2nd • **YEAR WITH BRONCOS:** 2nd  
**NFL GAMES PLAYED/STARTED:** 4/0

82

WIDE RECEIVER

Herb Haygood returns for his second season with hopes of utilizing his superb skills as a kick returner, which he displayed throughout his career at Michigan State, into a more expanded role on this year's roster. Last season, Haygood was on the Broncos' active roster the last eight games, and saw action in four. In four years at Michigan State, he averaged 23.3 yds. and scored two touchdowns on 76 kickoff returns, including a 26.3-yd. average as a senior in 2001, which earned him numerous All-America nods from major publications. Only Tennessee Titans wide receiver Derrick Mason (2,575; 1993-96) gained more yds. on kickoff returns in MSU annals. Haygood's receiving numbers also improved from year-to-year as a Spartan, and he finished his career with 115 receptions for 1,640 yds. (14.3) and seven touchdowns, including 57 catches for 808 yds. (14.2) and four scores as a senior. Haygood was the Broncos fifth-round selection (144th overall) of the 2001 NFL Draft.

**2002:** Haygood was signed from the practice squad to the active roster Nov. 4 and played in four games (at Sea., 11/17; at S.D., 12/1; at the Jets, 12/8 and vs. Ariz., 12/29) while being inactive four times (vs. Oak., 11/11; vs. Ind., 11/24; vs. K.C., 12/15 and at Oak., 12/22). He made two special teams tackles. Haygood made his debut at wide receiver at S.D. (12/1), but did not record a reception, though he posted a special teams tackle. He saw his first career action on special teams at Sea. (11/17) and made his first tackle. A 2002 Broncos draft choice (5th Rd./No. 144), Haygood was waived in the final cutdown, Sept. 1, and re-signed to the practice squad Sept. 3.

**COLLEGE:** Haygood, in four years at Michigan State, averaged 23.3 yds. and scored two touchdowns on 76 kickoff returns, including a 26.3-yd. average as a senior in 2001, which earned him numerous All-America nods from major publications. Only Tennessee Titans wide receiver Derrick Mason (2,575; 1993-96) gained more yds. on kickoff returns in MSU annals. Haygood's receiving numbers also improved from year-to-year as a Spartan, and he finished his career with 115 receptions for 1,640 yds. (14.3) and seven touchdowns, including 57 catches for 808 yds. (14.2) and four scores as a senior. A two-year starter at receiver, he ranks ninth on the MSU's career receptions list and 12th on the receiving yards list. He also wasn't afraid to mix it up as a blocker in the running game, and posted 25 tackles on special teams. Haygood was a first-team All-America selection as a kickoff returner by Walter Camp and CNN/SI, adding second-team honors from *The Sporting News*. He earned All-Big Ten Conference honorable mention as a receiver by the league's coaches and media, and was named the team's Outstanding Senior on both offense and special teams by the MSU Downtown Coaches Club and was the recipient of the school's Captain's Award. As a junior, Haygood shared Michigan State's Outstanding Underclass Back Award with tailback T.J. Duckett and cornerback Cedric Henry, as he played in all 11 games and started 10. He caught 35 passes for 539 yds. (15.4) and two touchdowns, and returned 15 kickoffs for 346 yds. (23.1) with a long of 42. Haygood played in all 12 games and started one (vs. Wisconsin) as a sophomore, and as a freshman, Haygood played in 11 games and caught 12 passes for 148 yds. (12.3), while also rushing twice for 16 yds. (8.0) and returning 11 kick-offs for 258 yds. (23.5), and leading the special teams unit with 14 tackles (9 solo).

**PERSONAL:** Haygood was a *Midwest Football Recruiting Magazine* All-America selection and ranked as the Southeast's No. 3 running back by *The National Recruiting Advisor* at Sarasota (Fla.) High School. He was also listed as one of the nation's top 10 all-purpose backs by the same scouting service and was named to Tom Lemming's *Prep Football Report* All-Southeast Team and *SuperPrep's* All-Dixie Team. A first-team all-state selection as a senior, Haygood also earned all-area honors three straight years and was selected to play in Florida's North-South All-Star Game in Jacksonville. In addition, he was named the Sarasota-Manatee County All-Star Game MVP after gaining 114 yds. on 10 carries and scoring twice. Haygood was a four-year starter who rushed for 1,770 yds. (7.2 avg.) and scored 26 touchdowns in 1996. He had a single-game high 359 yds. rushing vs. Venice High School and gained 3,258 yds. rushing (6.5) and scored 41 touchdowns during his prep career. Herbert Donta Haygood was born Dec. 30, 1977 in Sarasota, Fla.

#### HAYGOOD'S REGULAR SEASON RECORD

Year	Club	RECEIVING						SCORING					
		G	S	No.	Yds.	Avg.	LG	TD	TDr	TDp	TDrt	2pt	Pts.
2002	Denver	4	0	0	0	0.0	0	0	0	0	0	0	0

**ADDITIONAL STATISTICS:** Special teams tackles — 2002 (2).

#### DID YOU KNOW?

The Broncos were the first AFL team ever to defeat an NFL team when they beat the Detroit Lions 13-7 on August 5, 1967, in a preseason game at the University of Denver Stadium.





## REGGIE HAYWARD

6-5 • 270 • 3RD YR. • IOWA STATE

**BORN:** March 14, 1979 in Chicago, Ill.  
**HIGH SCHOOL:** Thornridge High School, Dolton, Ill.  
**RESIDES:** Parker, Colo.  
**ACQUIRED:** Draft #3 (87th overall), 2001  
**PRO YEAR:** 3rd • **YEAR WITH BRONCOS:** 3rd  
**NFL GAMES PLAYED/STARTED:** 15/2

98

DEFENSIVE END

Reggie Hayward looked to turn the corner from rookie to every-play starter in 2002, but a late-season injury slightly hampered his progress. He was placed on injured reserve with a fractured right hand Dec. 4. During his rookie season, Hayward showed flashes of the superior quickness and agility that made him an attractive pass-rushing defensive end coming out of college. Hayward played in the final six games of his rookie season after being inactive the first 10 weeks, and managed 22 tackles (16 solo), including three sacks (-21) in reserve duty. In 2002, however, he only saw action in nine games, before going on the injured reserve list with a fractured right hand. In those nine games, Hayward made 10 tackles, including seven solo. In 2001, he collected three sacks in the same game, vs. Seattle (12/9/01), tying the Broncos single-game record for a rookie. Hayward was chosen by the Broncos in the third round (87th overall) of the 2001 NFL Draft.

**2002:** Hayward played in a reserve role in nine games and made 10 tackles (7 solo) before being placed on injured reserve with a fractured right hand Dec. 4. The injury occurred in Denver's 30-27 overtime loss at S.D. (12/1). Hayward posted two tackles on four occasions: vs. Buf. (9/22), vs. S.D. (10/6), at Sea. (11/17) and vs. Ind. (11/24). He was declared inactive for the first two games (vs. St. L., 9/8 and at S.F., 9/15) and again at Balt. (9/30).

**2001:** Hayward played in each of the final six games (at Dal., 11/22; at Mia., 12/2; vs. Sea., 12/9; at K.C., 12/16; vs. Oak., 12/30 and at Ind., 1/6) after being declared inactive for the first 10, and finished the year with 22 tackles (16 solo), including three sacks (-21). In his second career start, at Ind. (1/6), he posted four tackles (3 solo). Hayward made his first NFL start vs. Oak. (12/30), replacing Kavika Pittman at right defensive end after Pittman was placed on injured reserve for the final two games of the year. Previously he saw the most extensive action of his young career at K.C. (12/16), after Pittman left with his strained calf in the 1st qtr., and tied for second on the team with a career-best nine tackles (5 solo). That effort also matched the best by a Broncos defensive lineman in 2001, equaling Pittman's nine-tackle performance vs. Balt. (9/30). Hayward saw time vs. Sea. (12/9), registering five tackles (4 solo) and the first three sacks of his career (on Matt Hasselbeck) for a total loss of 21 yards. The three sacks were the most in a game by a Bronco in 2001 and tied the franchise record for a rookie, held by Rulon Jones (12/14/01 vs. Oak.), while tying for the seventh-best effort overall in club history. Hayward played in his first NFL game at Dal. (11/22) and registered two solo tackles.

**COLLEGE:** Hayward was a first-team All-Big 12 Conference honoree in his senior season at Iowa State after two straight seasons of honorable mention consideration. A three-year starter, he never missed a game in his college career (44 games/33 starts) and did not redshirt. Hayward's career numbers include 229 tackles (147 solo), 16.5 sacks (-102), four passes defended, five forced fumbles and five fumble recoveries. Hayward received the Arthur Floyd Scott Award as a senior, given annually to the team's outstanding defensive lineman, and was a team captain and Most Valuable Player. He was a sociology major.

**PERSONAL:** Hayward was an All-America selection by Reebok, *Prep Football Report* and *Super Prep* at Thornridge High School in Dolton, Ill. He was named one of the top players nationally by *Prep Football Report* and earned first-team all-state honors from the *Champaign News-Gazette* as a senior. Hayward also played tight end and served as the team's punter, as well as lettering in basketball—earning all-conference honors as a junior and a senior—and track. Reginald Joseph Hayward, Jr., was born March 14, 1979 in Chicago, Ill.

### HAYWARD'S REGULAR SEASON RECORD

Year	Club	G	S	UT	A	TT	S-Yds.	I-Yds.	PD	FF	FR	TD-Int.	TD-FR	S	Pts.
2001	Denver	6	2	16	6	22	3-21	0-0	0	0	0	0	0	0	0
2002	Denver	9	0	7	3	10	0-0	0-0	0	0	0	0	0	0	0
<b>CAREER TOTALS</b>		<b>15</b>	<b>2</b>	<b>23</b>	<b>9</b>	<b>32</b>	<b>3-21</b>	<b>0-0</b>	<b>0</b>	<b>0</b>	<b>0</b>	<b>0</b>	<b>0</b>	<b>0</b>	<b>0</b>



## KELLY HERNDON

5-10 • 180 • 2ND YR. • TOLEDO

**BORN:** Nov. 3, 1976 in Twinsburg, Ohio  
**HIGH SCHOOL:** Twinsburg High School, Twinsburg, Ohio  
**RESIDES:** Parker, Colo.  
**ACQUIRED:** Free Agent, 2001  
**PRO YEAR:** 2nd • **YEAR WITH BRONCOS:** 2nd  
**NFL GAMES PLAYED/STARTED:** 14/0

31

CORNERBACK

Kelly Herndon returns to the Broncos for his second season looking to compete for a starting job at cornerback. Last year, Herndon played in 14 games for Denver, with the majority coming on special teams, but saw action on defense in four games. Prior to making the active roster in 2001, Herndon spent a good portion of the 2001 season on the Broncos' practice squad, signing with the club Oct. 24, 2001. He went through training camp with the Giants in 2001 (signed May 15, 2001), was waived Sept. 2, signed to the practice squad Sept. 4 and waived again Sept. 18. Herndon entered the NFL in 1999 with San Francisco, signing as an undrafted free agent April 23, but was waived Sept. 6. The 49ers re-signed Herndon July 7, 2000, then waived him Aug. 28. He signed with the Broncos as a free agent Oct. 24, 2001.

**2002:** Herndon played 14 games, mostly on special teams, and made eight special teams tackles. He also saw action on defense in four games (vs. Buf., 9/22; at Sea., 11/17; vs. K.C., 12/15 and vs. Ariz., 12/29) and posted an interception and a pass defended. The interception—the first of his career—came in the season finale vs. Ariz. (12/29), when he picked off Cardinals quarterback Josh McCown on a 4th-qtr. pass play. Herndon matched his season high with two special teams tackles at Sea. (11/17). He was declared inactive at Balt. (9/30) and at Oak. (12/22), the latter one due to a hamstring strain. Herndon posted a season-high two special teams tackles at N.E. (10/27) and recovered a fumble by teammate Scottie Montgomery to maintain possession on a kickoff return.

**2001:** Herndon spent a good portion of the 2001 season on the Broncos' practice squad, signing with the club Oct. 24, 2001. He went through training camp with the Giants in 2001 (signed May 15, 2001), was waived Sept. 2, signed to the practice squad Sept. 4 and waived again Sept. 18.

**2000:** Herndon was out of football after being released by San Francisco in training camp.

**1999:** Herndon was signed by San Francisco as an undrafted free agent, and was released during training camp. He spent the rest of the season out of football.

**COLLEGE:** Herndon saw action in 44 games, including 12 as a senior at Toledo. He posted 154 career tackles, including a career-high 72 during his senior campaign. As a sophomore, he played in 11 games as a reserve defensive back and a member of the special teams, recording 27 tackles. Herndon recorded six tackles and played in 10 games as a freshman.

**PERSONAL:** Herndon was born Nov. 3, 1976 in Bedford, Ohio, and attended Twinsburg High School in Twinsburg, Ohio. His full name is Kelly Errin Herndon.


### HERNDON'S REGULAR SEASON RECORD

Year	Club	G	S	UT	A	TT	S-Yds.	I-Yds.	PD	FF	FR	TD-Int.	TD-FR	S	Pts.
1999															
2000															
2001	Denver														
2002	Denver	14	0	0	0	0	0-0	1-0	1	0	0	0	0	0	0

**ADDITIONAL STATISTICS:** Special teams tackles — 2002 (8).

### WHAT IS THE ORIGIN OF THE NAME DENVER BRONCOS?

The name "Denver Broncos" was chosen from 500 entries in a name-the-team contest in January, 1960. The name was suggested by Ward M. Vining of Lakewood. But the football team isn't the first Denver Broncos. Denver's 1921 entry in the Midwest Baseball League was also called the Broncos.



## STEVE HERNDON

6-4 • 305 • 3RD YR. • GEORGIA

**BORN:** May 25, 1977 in LaGrange, Ga.  
**HIGH SCHOOL:** Troup County High School, LaGrange, Ga.  
**RESIDES:** Englewood, Colo.  
**ACQUIRED:** Free Agent, 2000  
**PRO YEAR:** 3rd • **YEAR WITH BRONCOS:** 3rd  
**NFL GAMES PLAYED/STARTED:** 20/12

# 79

GUARD

Steve Herndon seeks to continue the strides he made last season, and appears poised to compete for a starting role on the Broncos offensive line. Using the experience he gained in 2001, Herndon saw his most significant playing time last year, competing in 15 games and starting nine at left guard. He spent all of the 2000 season on the Broncos' practice squad, then played in the NFL Europe League with the Barcelona Dragons in the spring of 2001. He initially entered the NFL in 2000 as an undrafted free agent with Miami (signed April 25), was waived Aug. 22, then signed to the Broncos practice squad Aug. 29. Herndon signed a new contract with Denver Jan. 2, 2001.

**2002:** Herndon played in 15 games, and started nine, as he moved into the lineup at left guard in Wk. 8 when Ben Hamilton moved to center in the wake of Tom Nalen's season-ending knee injury. Herndon made his first start of the season at left guard at N.E. (10/27). At K.C. he saw action at left guard late in the game after Nalen's injury. Herndon was active but did not play at S.F. (9/15).

**2001:** Herndon played in five games and started three (at S.D., 10/21; vs. Wash., 11/18 and at Dal., 11/22), was inactive for 10 and was active but did not play vs. S.D. (11/11). He saw time at left guard, in place of Lennie Friedman, vs. Oak. (12/30). Herndon started his third game of the season at Dal. (11/22) at left guard in place of Friedman, after moving into that spot the week before vs. Wash. He played in his first NFL game at S.D. (10/21), starting at right guard for the injured Dan Neil (ankle). Herndon signed a new contract with Denver Jan. 2, 2001 after his 2000 practice squad contract expired, then played in the NFL Europe League with the Barcelona Dragons in the spring of 2001.

**2000:** Herndon spent the regular season on the Broncos' practice squad after signing with the club Aug. 29. He had been in Miami's training camp, signing with the Dolphins as an undrafted free agent April 25, but was waived Aug. 22.

**COLLEGE:** Herndon was a four-year letterman at Georgia, where he helped open holes for current Broncos running back Olandis Gary. He started at left guard each of his last two seasons and ended his college career on a streak of 24 consecutive starts. Herndon was a third-team All-America and a first-team All-Southeastern Conference pick as a senior. He holds a bachelor's degree in business education and was a member of the SEC's Academic Honor Roll as a junior and senior, as well as a member of the GTE/CoSIDA Academic All-District team as a junior. Herndon also received the Teka and John Adams Endowed Scholarship and earned the Texaco/Havoline Scholar-Athlete Award at the Peach Bowl. He redshirted as a freshman in 1995.

**PERSONAL:** Herndon was an all-state performer as a senior at Troup County High School in LaGrange, Ga., where he was selected to play in the Florida-Georgia High School All-Star Classic. He also lettered in wrestling. Herndon grew up with rap musician Bubba Sparxxx (real name Warren Mathis), and maintains a close friendship with him. He appeared in the music video for Sparxxx's song "Ugly," which received heavy rotation on MTV. Steven Marshall Herndon was born May 25, 1977 in LaGrange, Ga. He and his wife, Heather, reside in Englewood, Colo.

### HERNDON'S REGULAR SEASON RECORD

Year	Club	G	S
2000	Denver	PRACTICE SQUAD	
2001	Denver	5	3
2002	Denver	15	9
<b>CAREER TOTALS</b>		<b>20</b>	<b>12</b>

### OFF THE FIELD

*Herndon grew up with rap musician Bubba Sparxxx (real name Warren Mathis), and maintains a close friendship with him. He appeared in the music video for Sparxxx's song "Ugly," which received heavy rotation on MTV.*



## HEATH IRWIN

6-4 • 300 • 8TH YR. • COLORADO

**BORN:** June 27, 1973 in Boulder, Colo.  
**HIGH SCHOOL:** Boulder High School, Boulder, Colo.  
**RESIDES:** Longmont, Colo.  
**ACQUIRED:** Unrestricted Free Agent (St. Louis), 2003  
**PRO YEAR:** 8th • **YEAR WITH BRONCOS:** 1st  
**NFL GAMES PLAYED/STARTED:** 87/29 • **POSTSEASON:** 6/1

# 63

GUARD

Heath Irwin is a veteran blue-collar guard, who is a tough, smart, dependable, and aggressive run-blocker. He will provide valuable depth to the offensive line by possessing the ability to play both guard or center. Irwin comes to Denver after playing in 14 games (5 starts) for St. Louis. Originally drafted in the fourth round (101st overall) of the 1996 NFL Draft by New England, Irwin played four seasons with the Patriots (1996-99) before moving on to Miami, where he played two seasons (2000-01). He has played in 87 career games, starting 29, and started one of the six postseason contests he's played. He is recognized around the region, having been a three-year starter at the University of Colorado, where he earned first-team All-American honors by the Associated Press, honorable mention from UPI and was named first-team all-conference his senior year. Additionally, Irwin was named first-team All-American by *SuperPrep* and Tom Lemming's *Prep Football Report* as a senior at Boulder High School, and earned all-conference honors while playing both offensive guard and defensive tackle. Irwin signed with the Broncos as an unrestricted free agent March 27, 2003.

**2002:** Irwin played in 14 games while starting five for St. Louis last season. After being inactive for the Rams' game at Denver (9/8), he replaced LG Tom Nütten vs. New York Giants (9/15), who left with a concussion in third quarter. He was inactive in Week 3, and got back on the field at left guard after Nütten moved to right tackle upon an injury to T Grant Williams in second quarter vs. Oakland (10/13). At Washington (11/24), he played on offense and special teams, replacing Nütten when he left game in third quarter with broken leg. The next week at Philadelphia (12/1), he made his first start as Ram at left guard, helping the Rams gain 13 first downs on offense (four rushing, nine passing). Irwin finished the season by starting at left guard in the team's final three games.

**2001:** Irwin played in all 16 regular season contests, starting the last seven. He also started at left guard in the Dolphins' Wild Card Playoff loss against Baltimore. Irwin started at center in place of injured Tim Ruddy at Buffalo (11/25), his first career start at center, and his first start as a Dolphin, and finished the season by starting in the last six games of the season at left guard.

**2000:** Irwin played in 13 regular season games, all in a reserve role in first season with the Dolphins. He was inactive for one contest, and dressed, but did not play in two others. Irwin appeared in both playoff games in a reserve role.

**1999:** Irwin played in 15 regular season games with 13 starts at left guard for the Patriots. While only being inactive for one contest, he started 11 of the first 12 contests.

**1998:** Irwin played in 13 regular season games with three starts at left guard, making his first start of season and the second of his career when he replaced an injured Max Lane at Buffalo (11/15). He started again the following week vs. Miami (11/23), but sustained a high ankle sprain in the game and was inactive for each of next three weeks. Irwin returned to starting lineup for season finale at New York Jets (12/27), and again saw action in reserve role in the Wild Card Playoff game at Jacksonville (1/3/99).

**1997:** Irwin played in all 16 regular season games (one start), and made the first start of his NFL career at Buffalo (11/9). He also appeared in both playoff games in a reserve capacity.

**1996:** During Irwin's rookie season, he gained valuable experience backing up veteran left guard William Roberts during, but did not see any playing time. He made the active roster, but was inactive for all 16 regular season games and each of the Patriots' three playoff contests.

**COLLEGE:** Irwin started each of his final three collegiate seasons (1993-95) at left guard at Colorado, and did not get called for a penalty or allow a sack during his senior campaign. He was named first-team all-conference and earned first-team all-America honors by Associated Press and received honorable mention recognition from UPI as senior. Irwin also saw action on CU's defensive line in goal line situations, and became first Colorado offensive lineman to score in 25 years when he recovered a fumble.

ble in the end zone against Nebraska. He started every game at left guard as junior, earning honorable mention all-America and second-team all-conference recognition, and was part of offense that amassed school-record 5,448 total net yards. As a sophomore, Irwin started all 12 contests, and played in final five games of freshman season. He was a sociology major.


**PERSONAL:** Irwin earned first-team All-America honors from *SuperPrep* and Tom Lemming's *Prep Football Report* as senior at Boulder (Colo.) High, and was named all-state, all-county, and all-conference while playing offensive guard and defensive tackle. He also lettered in track, where he competed in shot put and discus. Irwin participated in the Dolphins Charity Fishing Tournaments to benefit the Cystic Fibrosis Foundation, and assisted in building a house for Habitat For Humanity. His father, Phil, was a standout linebacker at Colorado (1968-70), and uncle, Hale, who was an all-America defensive back at Colorado (1964-66), was the 1967 NCAA golf champion, and currently is a member of the PGA Senior Tour. Born June 27, 1973 in Boulder, Colo., he is married to Molly, and the couple has a daughter, Bailee, and a son, Houston. His full name is Heath Spencer Irwin.

#### IRWIN'S REGULAR SEASON RECORD

Year	Club	G	S
1996	New England	0	0
1997	New England	16	1
1998	New England	13	3
1999	New England	15	13
2000	Miami	13	0
2001	Miami	16	7
2002	St. Louis	14	5
<b>CAREER TOTALS</b>		<b>87</b>	<b>29</b>

#### IRWIN'S POSTSEASON RECORD

Year	Club	G	S
1996	New England	0	0
1997	New England	2	0
1998	New England	1	0
2000	Miami	2	0
2001	Miami	1	1
<b>CAREER TOTALS</b>		<b>6</b>	<b>1</b>



### JARIOUS JACKSON

6-0 • 228 • 4TH YR. • NOTRE DAME

**BORN:** May 3, 1977 in Tupelo, Miss.

**HIGH SCHOOL:** Tupelo High School, Tupelo, Miss.

**RESIDES:** Littleton, Colo.

**ACQUIRED:** Draft #7a (214th overall), 2000

**PRO YEAR:** 4th • **YEAR WITH BRONCOS:** 4th

**NFL GAMES PLAYED/STARTED:** 4/0 • **POSTSEASON:** 1/0

17

#### QUARTERBACK

Jarious Jackson returns for his fourth NFL season having taken positive steps in his growth and development as an NFL quarterback over his first three seasons. He figures to be a strong challenger for the backup quarterback position in 2003 as he applies his considerable athletic talent with the knowledge he has gained. Jackson has played in four regular season games with the Broncos and completed seven of 13 passes (53.8%) for 73 yds. with a long of 19, and has seen action in one post-season contest, completing five of 10 (50.0%) for 54 yds. with a long of 15. He was the starting quarterback for the Barcelona Dragons of the NFL Europe League in 2001 and directed his squad to the World Bowl after an outstanding season. He threw just one pass in his rookie season of 2000, but also played in Denver's AFC Wild Card Game at Baltimore. Jackson was selected by the club in the seventh round of the 2000 NFL Draft (214th overall), out of Notre Dame.

**2002:** Jackson was designated the third quarterback for 15 of the 16 games. He saw his only action of the season in the 4th qtr. of the season finale vs. Ariz. (12/29). Jackson was active as the backup quarterback vs. Ind. (11/24), but did not play.

**2001:** Jackson was designated the third quarterback for the first 13 games, but was elevated to the backup position for the final three games due to injuries to Brian Griese (1 gm.) and Gus Frerotte (2 gms.), and played in one. At K.C. (12/16) he moved up to the backup role for the first time all season

with Griese still suffering the effects of a concussion. Jackson saw his only action of the season in that contest, replacing the injured Frerotte (shoulder) in the 3rd qtr., and directed the club's final six possessions, which resulted in two field goals. For the day he completed seven of 12 passes (58.3%) for 73 yards, with a long of 19 to Chris Cole and rushed for 7 yds. on five carries (1.4). He entered the game having thrown just one regular season pass in his career, and made his first NFL completion to Dwayne Carswell for a 16-yd. gain.

**2000:** Jackson played in two games (at K.C., 12/17 and vs. S.F., 12/23) and attempted one pass, which fell incomplete. He also had one rushing attempt for -1 yd. on a kneel-down to end the S.F. game. Jackson was designated the third quarterback for nine games and was the backup, but did not play, in the other five. (vs. K.C., 9/24; vs. S.D., 11/19; at Sea., 11/26; at N.O., 12/3 and vs. Sea., 12/10). He was elevated to the backup position because of an injury to starter Brian Griese. Jackson played in a reserve role in the AFC Wild Card Game at Balt. (12/31) and completed 5 of 10 passes (50%) for 54 yds. with a long of 19. He was also sacked once (-9). He replaced starter Gus Frerotte in the 4th qtr. and directed the Broncos' final two drives in his first postseason game.

**COLLEGE:** Jackson was a two-year starter at Notre Dame where he set school single-season records for passing yards (2,753), completions (184) and attempts (316) while throwing 17 touchdown passes as a senior in 1999. The marks for completions and attempts were held by Ron Powlus (1997) while the yardage mark was held by Joe Theismann (1970). For his career (37 games, 22 starts) Jackson completed 306 of 536 passes (57.1%) for 4,820 yards and 34 touchdowns with 21 interceptions, and rushed for 877 yards and 13 touchdowns on 251 carries (3.5). As a junior he guided the team to a 9-2 record by completing 104 of 188 passes (55.3%) for 1,740 yards and 13 touchdowns. Jackson played in nine games as a sophomore and six as a freshman. He was a marketing major, enrolled in the College of Business Administration.

**PERSONAL:** Jackson was an All-America pick by *SuperPrep*, *Prep Football Report* and *Bluechip Illustrated* and ranked sixth nationally among quarterbacks by *Bluechip Illustrated* and 10th by *SuperPrep* at Tupelo (Miss.) High School. He also was a *USA Today* honorable mention pick, one of five quarterbacks named to the Super Southern 100 by the *Atlanta Journal-Constitution* and rated one of top 100 players nationally by the *Chicago Sun-Times* after earning three letters in football as a quarterback, defensive back and outside linebacker. He was a first-team all-state quarterback as a senior in 1994 and played in the Mississippi-Alabama postseason all-star game. Jackson played defensive end as a sophomore and started seven games at safety as a senior. He earned two letters in track as a sprinter and one as a forward in basketball. Jarious K. Jackson was born May 3, 1977 in Tupelo, Miss., and makes his home in Littleton, Colo. His father, Jarious, played football at Alcorn State.

#### JACKSON'S REGULAR SEASON RECORD

Year	Club	G	S	Att.	Comp.	Pct.	PASSING		TD	% Int.	% LG	Sack/Yds.	Rtg.
							Yds.	Yds./Att.					
2000	Denver	2	0	1	0	00.0	0	0.00	0	0.0	0	0/0	39.6
2001	Denver	1	0	12	7	58.3	73	6.08	0	0.0	0	1/6	76.0
2002	Denver	1	0	0	0	00.0	0	0.00	0	0.0	0	0/0	0.0
<b>CAREER TOTALS</b>		<b>4</b>	<b>0</b>	<b>13</b>	<b>7</b>	<b>53.8</b>	<b>73</b>	<b>5.62</b>	<b>0</b>	<b>0.0</b>	<b>0</b>	<b>1/6</b>	<b>70.4</b>

		RUSHING					SCORING					
Year	Club	Att.	Yds.	Avg.	LG	TD	TD	TD <sub>r</sub>	TD <sub>p</sub>	TD <sub>rt</sub>	2pt	Pts.
2000	Denver	1	-1	-1.0	-1	0	0	0	0	0	0	0
2001	Denver	5	7	1.4	4	0	0	0	0	0	0	0
2002	Denver	0	0	0.0	—	0	0	0	0	0	0	0
CAREER TOTALS		6	6	1.0	4	0	0	0	0	0	0	0

#### JACKSON'S POSTSEASON RECORD

Year	Club	G	S	Att.	Comp.	Pct.	PASSING		TD	% Int.	% LG	Sack/Yds.	Rtg.
							Yds.	Yds./Att.					
2000	Denver	1	0	10	5	50.0	54	0.00	0	0.0	0	1/9	66.3


Year	Club	RUSHING						SCORING					
		Att.	Yds.	Avg.	LG	TD	TD	TDr	TDp	TDrt	2pt	Pts.	
2000	Denver	0	0	0.0	0	0	0	0	0	0	0	0	

#### JACKSON'S SINGLE GAME HIGHS

(Postseason in parenthesis)

**Most pass attempts** — 12 at Kansas City, 12/16/01 (10 at Baltimore, 12/31/00); **Most pass completions** — 7 at Kansas City, 12/16/01 (5 at Baltimore, 12/31/00); **Most yards passing** — 73 at Kansas City, 12/16/01 (54 at Baltimore, 12/31/00); **Best completion percentage** — 58.3% (7-12) at Kansas City, 12/16/01 (50%, 5-10, at Baltimore, 12/31/00); **Most touchdown passes** — none (none); **Longest pass completion** — 19 (to Chris Cole) at Kansas City, 12/16/01 (19 to Rod Smith at Baltimore, 12/31/00); **Most rushing attempts** — 5 at Kansas City, 12/16/01 (none); **Most yards rushing** — 7 at Kansas City, 12/16/01 (none); **Longest rush** — 4 at Kansas City, 12/16/01 (none); **Most rushing touchdowns** — none (none).





## MARLION JACKSON

6-2 • 240 • 2ND YR. • SAGINAW VALLEY ST.

**BORN:** October 11, 1977 in Detroit, Mich.  
**HIGH SCHOOL:** Detroit Central High School, Detroit, Mich.  
**RESIDES:** Detroit, Mich.  
**ACQUIRED:** Free Agent, 2003  
**PRO YEAR:** 2nd • **YEAR WITH BRONCOS:** 1st  
**NFL GAMES PLAYED/STARTED:** 0/0 • **POSTSEASON:** 0/0

# 20

**RUNNING BACK**

**M**arlion Jackson returns to the NFL after being out of football in 2002. He was waived by the New York Jets in training camp on Aug. 31, and his last on-field action came as a member of the Frankfurt Galaxy last offseason. Prior to that, Jackson spent the 2001 season on New York's practice squad. The running back out of Saginaw Valley State originally signed as an undrafted free agent with Chicago in 2000. After he was released by the Bears in the final cutdown, Jackson was signed to the Jets' practice squad, and was elevated to the active roster for the final two games of the 2000 season. In the summers of 1997 and 1998, he played semi-pro football for the Detroit Seminoles. Playing only two years at Saginaw Valley after transferring from Virginia Union, Jackson rushed for 2,315 career yards on 346 attempts and 34 touchdowns, and added 22 receptions for 394 yards. He was signed by the Broncos as a free agent Jan. 8, 2003.

**2002:** Jackson was out of football after being waived by the New York Jets in training camp on Aug. 31.

**2001:** Jackson spent the entire season on New York's practice squad.


**2000:** Jackson originally signed as an undrafted free agent with Chicago in 2000. After he was released by the Bears in the final cutdown, Jackson was signed to the Jets' practice squad, and was elevated to the active roster for the final two games of the 2000 season, but was inactive for games 15 and 16.

**COLLEGE:** Jackson, in only two years at Saginaw Valley State after transferring from Virginia Union, rushed for 2,315 career yards on 346 attempts and 34 touchdowns, and added 22 receptions for 394 yards. In a game vs. Westminster, he scored five rushing touchdowns. Jackson was selected to the USA Football NCAA Division II All-American third team in 1999. As a sophomore, Jackson earned first-team all-Great Lakes Intercollegiate Athletic honors and was named SVSU's Most Valuable Player, after leading the team with 1,197 rushing yards on 233 attempts and 14 touchdowns. During his freshman year, Jackson led the nation (Division II) with a 9.9 yards per carry average on 113 rushes. Additionally, he was the Great Lakes Intercollegiate Athletic 100-meter champion as a freshman. He transferred to SVSU after spending his first two years in college at Virginia Union.

**PERSONAL:** Jackson, born Oct. 11, 1977 in Detroit, Mich., lettered in both football and track at Detroit Central High School, and earned all-metro Detroit and all-state honors in football. In addition, he was the Great Lakes Intercollegiate Athletic 100-meter champion as a junior. Jackson originally enrolled at Virginia Union University in 1995, but left the school after one semester. He worked for six months as a pipe fitter trainee, and played for the Detroit Seminoles, a semi-pro team, in the summers of 1997 and 1998, but was not paid. He then accepted an offer to play at SVSU in 1998 on a referral from the Detroit Lions, who hold their training camp at the college.

### JACKSON'S REGULAR SEASON RECORD

Year	Club	RUSHING				RECEIVING				SCORING			
		G	S	No.	Yds.	Avg.	LG	TD	No.	Yds.	Avg.	LG	TD
2000	N.Y. Jets	0	0	0	0	0.0	—	0	0	0	0.0	—	0
2001	N.Y. Jets	0	0	0	0	0.0	—	0	0	0	0.0	—	0
2002		0	0	0	0	0.0	—	0	0	0	0.0	—	0
PRACTICE SQUAD													
OUT OF FOOTBALL													
<b>CAREER TOTALS</b>		<b>0</b>	<b>0</b>	<b>0</b>	<b>0</b>	<b>0.0</b>	<b>—</b>	<b>0</b>	<b>0</b>	<b>0</b>	<b>0.0</b>	<b>—</b>	<b>0</b>



## KYLE JOHNSON

6-0 • 242 • 2ND YR. • SYRACUSE

**BORN:** Dec. 15, 1978 in Woodbridge, N.J.  
**HIGH SCHOOL:** Woodbridge (N.J.) High School  
**RESIDES:** Denver, Colo.  
**ACQUIRED:** Free Agent, 2002  
**PRO YEAR:** 2nd • **YEAR WITH BRONCOS:** 2nd  
**NFL GAMES PLAYED/STARTED:** 0/0 • **POSTSEASON:** 0/0

# 39

**FULLBACK**

**K**yle Johnson returns to the Broncos after signing with the team on Dec. 11, 2002 from Detroit's practice squad. He was inactive for Denver's final three games. Johnson is a tough, physical fullback, who will try to compete for a spot behind Mike Anderson. In his second year in the NFL after being selected in the fifth round (145th overall) of the 2002 draft by the Carolina Panthers, he was waived by the Panthers in the final cutdown (9/1, 2002), and was signed to the New York Giants practice squad (9/3). After the Giants waived him on Oct. 24, he signed with Detroit's practice squad (11/13).

**2002:** Johnson signed with the Broncos Dec. 11 from Detroit's practice squad and was inactive for each of the final three games. A 2002 draft choice of the Carolina Panthers (5th round/145th overall), he was waived by the Panthers Sept. 1 and signed to the Giants' practice squad Sept. 3. Johnson was waived from the Giants' practice squad Oct. 24, then signed to Detroit's practice squad Nov. 13, where he remained until being signed to Denver's 53-man roster.

**COLLEGE:** Johnson was granted a sixth year of eligibility by the NCAA and started all 13 games at fullback. He gained a career-high 223 yards on 52 carries with three touchdowns and caught six passes for 75 yards and one touchdown. Johnson totalled a career-high 96 yards on six carries with a 13-yard touchdown at Rutgers and rushed for a touchdown at Pittsburgh. Elected team captain as a senior, Johnson started at fullback in the season opener versus Buffalo and had five carries for 27 yards with a 4-yard touchdown run before sustaining a season-ending ankle injury. A Big East Academic All-Star, Johnson played in all 11 contests for the Orangemen with four starts as a junior. He was Syracuse's third leading rusher with 157 yards on 32 carries with three touchdowns, and also posted six receptions for 40 yards and one touchdown. An All-Big East Academic choice, Johnson saw action in six games as a sophomore, contributing as a reserve tailback and on special teams. He finished the season with 33 yards on six carries and three special teams tackles. He scored his first career touchdown on a 17-yard run versus Rutgers and played on special teams in the Orange Bowl against Florida. Johnson saw action in three games as a redshirt freshman and gained 26 yards on six carries.

**PERSONAL:** Born Albert Kyle Johnson on Dec. 15, 1978, he earned second-team all-state recognition and earned all-county and all-area honors as a senior at Woodbridge (N.J.) High School after rushing for 1,235 yards. Johnson earned his undergraduate degree in electronic media in December, 2000, and is currently pursuing an M.B.A.

### JOHNSON'S REGULAR SEASON RECORD

Year	Club	RUSHING				RECEIVING				SCORING			
		G	S	No.	Yds.	Avg.	LG	TD	No.	Yds.	Avg.	LG	TD
2002	Denver	0	0	0	0	0.0	—	0	0	0	0.0	—	0

**DANNY KANELL****6-3 • 218 • 6TH YR. • FLORIDA STATE**

**BORN:** Nov. 21, 1973 in Fort Lauderdale, Fla.  
**HIGH SCHOOL:** Westminster Academy, Fort Lauderdale, Fla.  
**RESIDES:** Fort Lauderdale, Fla.  
**ACQUIRED:** Free Agent, 2003  
**PRO YEAR:** 6th • **YEAR WITH BRONCOS:** 1st  
**NFL GAMES PLAYED/STARTED:** 38/22 • **POSTSEASON:** 1/1

**3****QUARTERBACK**

**D**anny Kanell returns to the National Football League for his sixth year and first with the Broncos after being out of football the past two seasons. The former starter for the New York Giants will add depth to the Broncos quarterback corps, as well as provide quality veteran leadership. In five professional seasons, Kanell has completed 438 of 853 passes for 4,687 yards (51.3%), 29 touchdowns, 29 interceptions, with a 64.9 quarterback rating. He entered the NFL as a fourth-round (130th overall) selection by the Giants in 1996, and played three seasons with the club (1996-98). He then moved to Atlanta, where he played two years (1999-2000). Out of the NFL since 2000, Kanell played for the New York Dragons in the Arena Football League in 2002. Kanell, a standout at Florida State, ranks second on the Seminoles' all-time list with 6,176 yards in total offense and 6,372 yards passing. He completed 529 of 851 passes, and owns FSU's all-time touchdown record with 72. He signed with the Broncos as a free agent June 3, 2003.

**2002:** Kanell played quarterback for the New York Dragons in the Arena Football League, where he completed 61 of 116 passes for 617 yards and posted a 15-to-7 touchdown-to-interception ratio and a 75.3 passer rating. Versus the Detroit Fury, he was named game MVP after coming off the bench at halftime and completing 14 of 18 passes for 80 yards and three touchdowns, bringing his team back from a 22-9 third-quarter deficit to a 44-37 win. A week later, he made his first AFL start and encountered difficulty, completing 21 of 41 passes for 217 yards with five touchdowns but four interceptions.

**2001:** Once his contract expired with the Atlanta Falcons, Kanell was out of football. However, he played professional baseball after signing with the Newark Bears of the independent Atlantic League on July 22, 2001.

**2000:** Kanell appeared in five games with Atlanta, making one start. He completed 57 of 116 passes (49.1%) for 524 yards, a long of 35, with two touchdowns and five interceptions. After coming back from an injured thumb suffered in the preseason, Kanell resumed his backup role in Week 4 vs. St. Louis (9/24), and saw his first action, completing one of three passes for nine yards. He relieved the injured Chris Chandler vs. New York (10/8) in the second quarter and went on to hit 15 of 36 passes for 166 yards and one interception. Seeing his most extensive action of the year, Kanell finished 26 of 43 for 213 yards with two touchdowns and two interceptions vs. Tampa Bay (11/5). The next week at Detroit (11/12), Kanell was named the starter due to the concussion suffered by Chandler. He completed 14 of 34 passes for 126 yards, but threw a pair of fourth-quarter interceptions.

**1999:** Kanell signed as a free agent with Atlanta on March 19, 1999, but his season was cut short when he sprained his right knee (MCL) and was subsequently placed on injured reserve two days later. In three games (1 start), Kanell connected on 42 of 84 passes (50.0%) for 593 yards, with four touchdowns and four interceptions. Coming out of training camp, Kanell was the third-string quarterback, and made two appearances in relief efforts. He was elevated to the back up the week before Atlanta's game against Tennessee (12/19), and made his first start since Nov. 15, 1998, when he was with the New York Giants (vs. Green Bay). In the game, Kanell passed for 237 yards on 18 of 29 throws with two touchdowns and two interceptions, but unfortunately, was forced out of the game with the knee injury that ended his season.

**1998:** Kanell started the first 10 games of the season before being replaced in the lineup by Kent Graham following the team's 3-7 start. He ended the year 160 completions on 299 attempts (53.5%) for 1,603 yards, 11 touchdowns and 10 interceptions for a 67.3 passer rating. As the opening day starter against Washington (9/6), Kanell was 15 of 28 for 159 yards with two touchdowns and one interception. He set single-game high marks with 25 completions on 45 attempts vs. Dallas (9/21), but it wasn't enough as Dallas held on to beat the Giants. Combine that loss, with the loss to Oakland the next week, and it marked the first time in Kanell's football career that he had suffered back-to-back losses. He bounced back against San Diego (9/27) and led the Giants to a win after completing 17 of 33 passes for 208 yards and one touchdown. At Tampa Bay (10/4), Kanell hit just 10 of 27 passes for 83 yards and three interceptions, marking his highest single-game interception total, and his lowest passing

total. Kanell again struggled by completing only 11 of 21 passes for 100 yards and enduring five sacks and two fumbles vs. Atlanta (10/6), and was replaced by Kent Graham in the fourth quarter. Against Arizona (10/18), he matched a career-high with three touchdown strikes and set a career high with 259 yards passing in the Giants' win, and was awarded the offensive game ball by the coaching staff. In New York's game vs. Philadelphia (11/22), Kanell was replaced by Graham late in the third quarter, and served as the backup for the remaining six games of the season.

**1997:** Kanell entered the season as the Giants' backup quarterback and holder on placekicks, but was worked into the starting lineup where he finished the season with a 7-2-1 record and led the team to the NFC East title. On the year, he completed 156 of 294 passes (53.1%) for 1,740 yards, 11 touchdowns and nine interceptions for a 70.7 passer rating. Kanell came into the game vs. Dallas (10/5) in the second quarter after Dave Brown was forced to leave after aggravating a strained pectoral muscle that he originally injured against New Orleans (9/28). In that game, Kanell rallied the Giants to a 20-17 victory by completing 10 of 17 passes for 101 yards. He made his first NFL start of the year the next week at Arizona (10/12), where he completed 13 of 28 passes for 198 yards with one touchdown and one interception. In New York's overtime win at Detroit (10/19), Kanell connected with WR Chris Talloway for a 68-yard touchdown on the third play of extra time, lifting the Giants to a 26-20 win. He improved to 3-0 as a starter the next week vs. Cincinnati (10/26) by leading the team to two fourth-quarter touchdowns in the Giants' come-from-behind win. Kanell had the second two-touchdown game of his career vs. Arizona (11/16) in New York's win. The first touchdown was a 56-yarder to WR Amani Toomer in the second quarter, and the second was a 1-yarder to TE Howard Cross in the fourth quarter, which proved to be the game winner. He led the Giants to victory at Philadelphia (12/7) with three touchdown passes—the first three-touchdown passing game by a Giants quarterback since Phil Simms accomplished the feat at Washington on Oct. 10, 1993. In the NFC East title-clinching game vs. Washington (12/13), Kanell converted three key third downs with passes, including one which resulted in a 7-yard touchdown. He closed out the season 16 of 32 (50.0%) for 199 yards and one touchdown in the Giants' 23-22 NFC Wild Card loss to Minnesota.

**1996:** Kanell appeared in four games and completed 23 of 60 passes for 227 yards, one touchdown and one interception. He was inactive as the team's third quarterback for the first six weeks of the season, but was elevated to backup during the week prior to New York's game at Washington (10/20). Kanell saw his first NFL action when he came in to run out the clock on the final three plays at Detroit (10/27). Coming in relief of the injured Dave Brown vs. Arizona (11/3), Kanell took over on the team's third possession and finished the game 14 of 27 for 128 yards with one touchdown and one interception. He again saw action later in season, this time at Philadelphia (12/1), where he replaced Brown in the fourth quarter, but only completed four passes in 13 attempts for 47 yards. His final appearance of the season came against New Orleans (12/15). Kanell, after replacing Brown late in the first half, finished the game five of 20 for 52 yards, and was sacked five times.

**COLLEGE:** Kanell ranks second on Florida State's all-time passing lists with 6,176 yards in total offense and 6,372 yards passing, topped only by the 6,636 yards in total offense by Charlie Ward (1989-93) and 6,378 aerial yards by Gary Huff (1969-72). He also threw 57 touchdown passes, breaking the all-time Seminole record of 52 by Huff. His 529 completions in 851 attempts broke Ward's previous FSU marks (473 of 759). An All-Atlantic Coast Conference first-team choice his senior year, Kanell ranked 13th in the nation with a 145.5 passer rating and 11th with an average of 265.1 yards in total offense per game in 1995. That year, he completed 257 of 402 (63.9%) for 2,957 yards and 32 touchdowns, breaking the old school records of 27 scores by Ward (1993) and 385 attempts by Huff (1972). As a junior, Kanell was an All-ACC first choice and a finalist for the Davey O'Brien Award—given to the premier passer in college football—in his first year as FSU's starting quarterback. He hit on 227 of 380 (59.7%) passes for 2,781 yards and 17 touchdowns. Kanell shared the starting duties behind Charlie Ward and Jon Stark as a sophomore in 1993. He earned his first career start vs. Maryland and completed 36 of 49 passes (73.5%) for 499 yards with seven touchdowns and no interceptions. On the diamond while at FSU, Kanell lettered and performed as a reserve outfielder in 1992. He also appeared in three games as a pitcher, and finished with a .182 batting average with three runs batted in.

**PERSONAL:** Kanell was a *Parade* and *Tom Lemmings Football Report* All-American selection at Westminster Academy in Fort Lauderdale, Fla. Rated the second best quarterback prospect in the nation by *SuperPrep*, he was the Gatorade Circle of Champions Player of the Year in 1991, after throwing for 1,528 yards and 18 touchdowns his senior season. A two-year letterwinner in football, he led his team to the state title as a junior and to a second-place finish as a senior. Following high school, Kanell was selected in the 19th round of the 1992 Major League Baseball Draft by the Milwaukee Brewers, and again drafted by the New York Yankees in 1995. Kanell was born Nov. 21, 1973 in Fort Lauderdale, Fla., where he continues to make his offseason home.


### KANELL'S REGULAR SEASON RECORD

PASSING															
Year	Club	G	S	Att.	Comp.	Pct.	Yds.	Yds./Att.	TD	%	Int.	%	LG	Sack/Yds.	Rtg.
1996	NY Giants	4	0	60	23	38.3	227	3.8	1	1.7	1	1.7	25	7/48	48.4
1997	NY Giants	16	10	294	156	53.1	1,740	5.9	11	3.7	9	3.1	68t	19/171	70.7
1998	NY Giants	10	10	299	160	53.5	1,603	5.4	11	3.7	10	3.0	46	22/172	67.3
1999	Atlanta	3	1	84	42	50.0	593	7.1	4	4.8	4	4.8	52	5/37	69.2
2000	Atlanta	5	1	116	57	49.1	524	4.5	2	1.7	5	4.3	35	8/60	49.6
2001															
2002															
OUT OF FOOTBALL															
OUT OF FOOTBALL															
CAREER TOTALS		38	22	853	438	51.3	4,687	5.5	29	3.4	29	3.4	68t	61/488	64.9

RUSHING						SCORING					
Year	Club	Att.	Yds.	Avg.	LG	TD	TD	TD	TD	2pt	Pts.
1996	NY Giants	7	6	0.9	13	0	0	0	0	0	0
1997	NY Giants	15	2	0.1	8	0	0	0	0	0	0
1998	NY Giants	15	36	2.4	10	0	0	0	0	0	0
1999	Atlanta	1	0	0.0	0	0	0	0	0	0	0
2000	Atlanta	1	1	1.0	1	0	0	0	0	0	0
<b>CAREER TOTALS</b>		<b>38</b>	<b>44</b>	<b>1.2</b>	<b>13</b>	<b>0</b>	<b>0</b>	<b>0</b>	<b>0</b>	<b>0</b>	<b>0</b>

### KANELL'S POSTSEASON RECORD

PASSING															
Year	Club	G	S	Att.	Comp.	Pct.	Yds.	Yds./Att.	TD	%	Int.	%	LG	Sack/Yds.	Rtg.
1997	NY Giants	1	1	32	16	50.0	199	6.2	0	0.0	0	0.0	37	1/9	80.1
RUSHING															
Year	Club	Att.	Yds.	Avg.	LG	TD	SCORING								
1997	NY Giants	0	0	0.0	0	0	TD	TD	TD	TD	TD	TD	TD	2pt	Pts.



## KENY KENNEDY

6-1 • 215 • 4TH YR. • ARKANSAS

BORN: November 15, 1977 in Dallas, Texas

HIGH SCHOOL: Terrell High School, Terrell, Texas

RESIDES: Aurora, Colo.

ACQUIRED: Draft 2b (45th overall), 2000

PRO YEAR: 4th • YEAR WITH BRONCOS: 4th

NFL GAMES PLAYED/STARTED: 44/31 • POSTSEASON: 1/0

# 28

SAFETY

Kenoy Kennedy continued to prove last year why he belongs as a starter in the Broncos secondary. He brings the same level of intensity and hitting power that former Broncos' safeties have brought to the field. In his second year as a full-time starter, Kennedy finished fourth on the team in tackles (98 total, 72 solo), and compiled eight passes defended. He roamed the secondary all season long, and became an intimidating presence that made all receivers wary of running over the middle of the field. He stands poised to climb to new heights in 2003 as he and his defensive mates grow even more comfortable under the guidance of new defensive coordinator Larry Coyer. Kennedy has played in 44 career games (31 starts) and posted 196 tackles (148 solo), including two sacks (-18), as well as two interceptions (6 return yds.) and 14 passes defended. He was the second of Denver's two second round draft choices in 2000 (45th overall) out of Arkansas, where he followed in the footsteps of former Broncos great Steve Atwater and broke several of Atwater's statistical records.

**2002:** Kennedy started 15 games at strong safety and ranked fourth on the team with a career-high 98 tackles (72 solo) and also ranked fourth with eight passes defended. He added one special teams tackle. Kennedy posted 10 tackles (7 solo) at S.D. (12/1) a week after recording a season-high 12 stops (9 solo) vs. Ind. (11/24). He did not play at K.C. (10/20) due to a league suspension levied for hits deemed to be helmet-to-helmet. Kennedy recorded nine tackles (4 solo) at Balt. (9/30) a week after posting 10 stops (8 solo) vs. Buf. (9/22). In the opener vs. St. Louis (9/8) Kennedy deflected a Kurt Warner pass that was ultimately intercepted by Keith Washington.

**2001:** Kennedy started all 16 games at strong safety and ranked fifth on the team with 92 tackles (70 solo), including two sacks (-18), while also posting six passes defended and one interception (6-yd. return). He registered his second sack of the season in the finale at Ind. (1/6), taking down Peyton Manning for a 7-yd. loss in the 4th qtr., among his seven tackles on the day (6 solo). Kennedy posted

four tackles vs. Oak. (12/30) and intercepted his first pass of the season at the most opportune time. Kennedy put a stop to the Raiders' last scoring attempt, picking off Rich Gannon on a 4th-and-1 play from Denver's 17-yd. line with seven seconds left, with the Broncos clinging to a 23-17 lead. Kennedy registered the first sack of his career at K.C. (12/16), taking down Trent Green for an 11-yd. loss, while tying his season high with nine tackles (5 solo). In Wk. 13 vs. Sea. (12/9) Kennedy had his best game since Wk. 7, posting seven tackles (5 solo) and breaking up a pass. After missing most of the second half the week before vs. S.D. (11/11) because of a low-back bruise, Kennedy played the entire game vs. Wash. (11/18) and registered six tackles, as well as two more on special teams. In the S.D. game (11/11) he managed two solo tackles before being replaced George Coghill due to his back injury. Kennedy posted a season-high nine tackles (6 solo) vs. K.C. (10/7). He made his first career start in the opener against the Giants (9/10) and posted a then-career-high five tackles (4 solo) and a pass deflection. He also made four special teams stops.

**2000:** Kennedy saw action in 13 games and posted six solo tackles and one interception, and also had four tackles on special teams. He played on defense in Gms. 9-14, before playing on special teams only at K.C. (12/17). Kennedy's first three career tackles came on Monday Night Football vs. Oak. (11/13), followed by two more the next week vs. S.D. (11/19). He saw action on defense for the first time in his career at the Jets (11/5) and grabbed his first interception. Kennedy picked off a Vinny Testaverde pass at the Broncos' 6-yd. line to thwart a Jets scoring opportunity and set up a 94-yd. touchdown drive that put the Broncos ahead 17-0 in the 2nd qtr., en route to a 30-23 win. He played on special teams in the first three games, but suffered an injury to his posterior cruciate ligament at Oak. (9/17) and was declared inactive for the next three (vs. K.C., 9/24; vs. N.E., 10/1 and at S.D., 10/8). Kennedy returned to practice the week of the S.D. game, and returned to game action vs. Cleve. (10/15). He made his NFL debut in the opener at St. Louis (9/4) and posted his first two special teams tackles. Kennedy saw action on special teams in the AFC Wild Card Game at Balt. (12/31) and made one tackle.

**COLLEGE:** Kennedy is the only defensive back in Arkansas Razorback history to lead the team in tackles, doing so in both his junior and senior seasons, and broke the school's career tackle record for a defensive back, previously held by former Broncos great Steve Atwater (1985-88). A two-time All-Southeastern Conference choice and a third-team All-American as a senior, Kennedy moved into the starting lineup in the seventh game of his freshman season and did not miss a game, starting all 38 remaining contests. He finished his career with 287 tackles (182 solo), including two sacks (-13), as well as five interceptions (190 return yards), 20 passes defended, four forced fumbles and seven fumble recoveries. Kennedy was a vocational education major.

**PERSONAL:** Kennedy earned all-state, all-district and *Dallas Morning News* Texas Top 100 honors at Terrell (Texas) High School, excelling both at wide receiver and defensive back. He caught 39 passes for 652 yards and seven touchdowns as a senior, giving him 79 catches for 1,695 yards and 17 touchdowns for his career. On the other side of the ball he made 13 interceptions. Kennedy was also an all-district pick in basketball, while excelling in the 400 meters and triple jump for the track and field team. He was also a recipient of the school's perfect attendance award. Kenoy Wayne Kennedy was born Nov. 15, 1977 in Dallas. He and his wife, Charressa, reside in Aurora, Colo.

### KENNEDY'S REGULAR SEASON RECORD

Year	Club	G	S	UT	A	TT	S-Yds.	I-Yds.	PD	FF	FR	TD-Int.	TD-FR	S	Pts.
2000	Denver	13	0	6	0	6	0-0	1-0	0	0	0	0	0	0	0
2001	Denver	16	16	70	22	92	2-18	1-6	6	0	0	0	0	0	0
2002	Denver	15	15	72	26	98	0-0	0-0	8	0	0	0	0	0	0
<b>CAREER TOTALS</b>		<b>44</b>	<b>31</b>	<b>148</b>	<b>48</b>	<b>196</b>	<b>2-18</b>	<b>2-6</b>	<b>14</b>	<b>0</b>	<b>0</b>	<b>0</b>	<b>0</b>	<b>0</b>	<b>0</b>

**ADDITIONAL STATISTICS:** Special teams tackles — 2000 (4), 2001 (4), 2002 (1), TOTAL (9).

### KENNEDY'S POSTSEASON RECORD

Year	Club	G	S	UT	A	TT	S-Yds.	I-Yds.	PD	FF	FR	TD-Int.	TD-FR	S	Pts.
2000	Denver	1	0	0	0	0	0-0	0-0	0	0	0	0	0	0	0

**ADDITIONAL STATISTICS:** Special teams tackles — 2000 (1).



**MICAH KNORR****6-2 • 199 • 4TH YR. • UTAH STATE****BORN:** Jan. 9, 1975 in Orange, Calif.**HIGH SCHOOL:** Orange High School, Orange, Calif.**RESIDES:** Denver, Colo.**ACQUIRED:** Free Agent, 2002**PRO YEAR:** 4th • **YEAR WITH BRONCOS:** 2nd**NFL GAMES PLAYED/STARTED:** 37/0 • **POSTSEASON:** 0/0**4****PUNTER/KICKER**

**M**icah Knorr enters his fourth NFL season, and his first full season with in Denver after playing the last eight games of the 2002 season with the Broncos. He started his career with the Dallas Cowboys. Knorr, in eight games, posted a 37.8 average and 34.1 net punting average, with a long of 59 and eight punts inside the 20-yard line. He has proven to be one of the NFL's top kickers in terms of hang time, directional ability and net average since playing at Utah State. He also brings another dimension by giving the Broncos options on kickoffs, which he performed for the last eight games of 2002 for Denver. Knorr, who signed with Dallas in 2000, has a career average of 40.8 on 207 punts (8,454), with a net average of 33.7. He played collegiately at Utah State where he earned second-team All-Big West honors as a senior in 1996 after nabbing first-team honors in '95. Knorr was primarily a kicker for the Aggies, converting 39 of 60 field goal attempts and notching 14 touchbacks on kickoffs.

**2002:** Knorr signed with the Broncos Oct. 30 after being released by Dallas Oct. 22. He played in eight games with Denver and punted 24 times for 906 yds. (37.8) with a long of 59, two touchbacks, eight placed inside the 20-yd. line and 10 fair catches for a net average of 34.1. He tied for fifth in the AFC in touchbacks on kickoffs (7). Knorr played the first seven games of the season with the Cowboys, and for the season averaged 39.9 yards on 71 punts (2,834 yds.), with a net average of 34.8, which ranked seventh in the AFC, and a long of 56. He placed 19 punts inside the 20, had six touchbacks and had 10 punts result in fair catches.

**2001:** Knorr averaged 40.2 yards-per-punt, and his 25 punts inside the 20-yard line tied for the fifth most in club history. He excelled on kickoffs, placing 13-of-56 kicks (not including onside kicks or squibs at the end of the half or game) into the end zone with four touchbacks. He averaged 65.8 yards per kickoff (to the four-yard line), and Dallas' opponent's average starting position following his kickoffs was the 26.8-yard line, placing Dallas ninth in the NFC, tied for 12th in the NFL, in opponents drive start. In the season opener against Tampa Bay (9/9), he recorded five punts for a 36.8 yard average, including two downed inside the Bucs 20-yard line. Knorr posted a 42.5 yard average on four punts against San Diego (9/23). With Tim Dwight forced into three fair catches and a two-yard loss on his only return, Knorr's net average of 43.0 yards against the Chargers was a career-high. At Philadelphia (9/30), he averaged 40.7 yards on six punts but suffered the first blocked punt of his career when N.D. Kalu broke through to get his second quarter kick. Not just a foot, Knorr also recorded a touchdown-saving tackle on Brian Mitchell's 54-yard punt return in the second quarter. He posted a 43.0 yard average on five punts against Arizona (10/28), including one downed at the Cards one-yard line that eventually led to a Dexter Coakley interception return for a touchdown. Knorr recovered a third quarter fumbled kickoff to set Dallas up at the Cardinals 44-yard line. Despite his second blocked punt of the season, Knorr had a nice day at the N.Y. Giants (11/4), averaging 44.2 yards on five punts and helping limit the Giants to a 17.0 average on five kickoff returns. He also led the team with two special teams tackles. He recorded two more special teams tackles the next week at Atlanta (11/11) and averaged 43.3 yards on four punts, including 53- and 54-yard kicks. After recording season-highs with eight punts and a 45.5 yards-per-kick average against Denver (11/22) - along with a special teams tackle in his fourth consecutive game - Knorr, against the N.Y. Giants (12/9), recorded six punts for a 41.5 yard average. Four of those boots pinned the Giants inside their own 20-yard line, tying the second most in club history. In the Cowboys win over San Francisco (12/30), Knorr suffered his third blocked punt of the season. In the season finale at Detroit (1/6/02), he placed three of his six punts inside the Lions 20-yard line.

**2000:** Knorr burst onto the NFL scene as a rookie, finishing fourth in the NFC, 11th in the NFL, with a club rookie record 42.8 gross punting average. Only one other rookie in the league posted a higher average in 2000 - Shane Lechler, 45.9. Knorr's net punting average of 35.8 - fourth highest rookie mark in club history - was the fifth best net average in the NFC and tied for 14th in the NFL. While handling kickoff duties, he placed 18-of-57 kickoffs into the end zone, posting 10 touchbacks. His 17.5 touchback percentage was the second highest percentage in the NFL (Jeff Wilkins - 22.7%). He made his

professional debut against Philadelphia (9/3) and averaged 44.6 yards on seven punts while helping limit Brian Mitchell to a 5.0 average on four returns. At Arizona (9/10), Knorr averaged 57.0 yards on two punts, with both punts pinning the Cardinals inside their 20-yard line. He punted five times for a 46.4 average at Washington (9/18) to help limit Deion Sanders to three returns for zero yards. Knorr averaged 45.3 yards on three punts, including a career-long 60-yarder, against San Francisco (9/24). He had two punts downed inside the 20-yard line at Carolina (10/1) while averaging 44.0 yards-per-punt. Against Arizona (10/22), he posted a career-high eight kickoffs. At Philadelphia (11/5), he pinned the Eagles inside their 25-yard line four times in five punts, including twice inside their 10-yard line in the fourth quarter. Knorr suffered a hairline fracture of the tibial plateau in his left knee while being run into on his only punt against Cincinnati (11/12). The punt, however, was called back due to a roughing the punter penalty. Dallas did not have to punt again against the Bengals, marking the fourth time in club history that Dallas has not registered a punt in a game. Knorr's knee injury forced him to miss games at Baltimore (11/19) and against Minnesota (11/23). He returned to action at Tampa Bay (12/3) by averaging 41.6 yards on five punts. The next week against Washington (12/10), he punted three times for a 45.0 average to help limit Sanders to one return for 11 yards. His booming kickoffs against the Redskins helped hold them to a 17.9-yard average on eight kickoff returns. Knorr posted a 36.2 average on five punts against the N.Y. Giants (12/17), including two that were downed inside the Giants' 20-yard line. In the season finale against Tennessee (12/25), he recorded a career-high 10 punts, the most by a Dallas punter since Mike Saxon had 10 against Chicago on Nov. 17, 1985. It also tied the mark for the second most punts in a game in club history. Knorr averaged 39.8 yards on those 10 kicks against the Titans, including a 53-yarder. He also closed his initial pro campaign with two special team stops, one at Arizona (9/10) and one against the N.Y. Giants (12/17).

**1999:** Knorr was out of football coaching kickers for Irvine, Calif., High School while working at a gym and day spa.

**1997-98:** Knorr was out of football managing a sports retail store in California.


**COLLEGE:** As a senior at Utah State in 1996, Knorr earned second-team All-Big West honors after connecting on 12-of-21 field goals and 36-of-47 extra points to lead the Aggies in scoring with 72 points. He finished his collegiate career with a school record 39 field goals made. As a junior, he earned first-team All-Big West honors after tying for the league lead in field goals, connecting on 12-of-19 with four of the misses coming from beyond 50 yards. He also finished second on the team in scoring with 61 points. He led Utah State as a sophomore with 63 points on 15-of-20 field goals and 18-of-18 PATs while averaging 37.3 yards on 10 punts and posting 14 touchbacks on kickoffs. Knorr saw action in 11 games as a true freshman in 1993, averaging 38.6 yards on 33 punts.

**PERSONAL:** Knorr earned first-team All-CIF honors as both a junior and senior at Orange, Calif., High School, where he averaged 42-yards-per-punt as a senior. He participated in the Orange County North-South All-Star Game following his senior campaign. The history major finished his prep career with 81 career points on 42-of-47 PATs and 13-of-27 field goals. This past offseason, Knorr served as a celebrity escort while supporting the Children's Cancer Fund Fashion Show. He also donated time at the Ninth Annual Komen Tarrant County Race for the Cure, signing autographs, firing the start pistol and assisting with the awards ceremony. Knorr was born Jan. 9, 1975 in Orange, Calif., and this past offseason was married to wife Kandice.

**KNORR'S REGULAR SEASON RECORD**

Year	Club	G	S	No.	Yds.	Avg.	Net.	TB	In 20	LG	Bik.
2000	Dallas	14	0	58	2,485	42.8	35.8	8	12	60	0
2001	Dallas	16	0	78	3,135	40.2	31.1	6	25	57	3
2002	Dallas	7	0	47	1,928	41.0	35.1	4	11	56	0
2002	Denver	8	0	24	906	37.8	34.1	2	8	59	0
<b>CAREER TOTAL</b>		<b>44</b>	<b>0</b>	<b>207</b>	<b>8,454</b>	<b>40.8</b>	<b>33.7</b>	<b>20</b>	<b>56</b>	<b>60</b>	<b>3</b>

**ADDITIONAL STATISTICS:** Special team tackles — 2000 (2), 2001 (7), 2002 (4), TOTAL (13).



## MIKE LEACH

6-2 • 245 • 4TH YR. • WILLIAM & MARY

**BORN:** Oct. 18, 1976 in Jefferson Township, N.J.  
**HIGH SCHOOL:** Jefferson Township (N.J.) High School  
**RESIDES:** Denver, Colo.  
**ACQUIRED:** Free Agent, 2002  
**PRO YEAR:** 4th • **YEAR WITH BRONCOS:** 2nd  
**NFL GAMES PLAYED/STARTED:** 27/0 • **POSTSEASON:** 1/0

# 48

**TIGHT END**

**M**ike Leach is in his fourth NFL season and second with the Broncos out of William & Mary. His primary role last season was as the teams' long snapper, but he also provided experience at the tight end position. He was with Chicago in training camp (signed Jan. 10, 2002) but was waived Aug. 26, 2002. Leach entered the league in 2000 as an undrafted free agent with Tennessee and played in 19 games before being waived by the Titans Oct. 16, 2001.

**2002:** Leach played in all eight games after signing with the Broncos Nov. 4 to handle the club's long-snapping duties. He played in his first game as a Bronco vs. Oak. (11/11). Leach was with Chicago in training camp (signed Jan. 10, 2002) but was waived Aug. 26, 2002. He was with Tennessee for the first four games of the 2001 season, and was the club's long snapper before being waived Oct. 16.

**2001:** Leach spent the first four games with Tennessee before being waived (10/16).

**2000:** Leach played in 15 games for the Titans after being signed to the active roster on Sept. 8. He originally was assigned to the team's practice squad following training camp. Though he did not record a reception, Leach did see action at tight end. He primarily played on special teams and did not record a tackle. Leach was credited with one kickoff return for 10 yards against Cleveland (11/19). In addition, he played on special teams in the Titans' 24-10 AFC Divisional Playoff loss to Baltimore (1/7).

**COLLEGE:** Leach was a two-year starter at tight end and punter at William & Mary after transferring from Boston University when the school dropped its football program. He was a first-team Walter Camp All-America choice at tight end as a senior in 1999, and led the Atlantic 10 Conference in punting both his junior and senior seasons. In his college career, Leach registered 106 receptions for 1,181 yards and 12 touchdowns. As a senior, he led his conference in receptions (33) among tight ends, gaining 305 yards and scoring four touchdowns. As a junior, he earned second-team All-American (AP) and second-team All-Atlantic 10 honors. He also set school records in both catches by a tight end (58) and season punting average (44.4). A history major, Leach played in 16 games with no starts in two years at Boston University and redshirted in 1995.

**PERSONAL:** Leach was a first-team all-state selection at Jefferson Township (N.J.) High School, and graduated as the school's all-time leading scorer in basketball. Michael Leach was born on Oct. 18, 1976 in Jefferson Township, N.J. He and his wife, Julie, make their home in Denver, with their "one child," a golden retriever named Snapper.


### LEACH'S REGULAR SEASON RECORD

Year	Club	G	S	No.	RECEIVING			LG	TD	SCORING					2pt.	Pts.
					Yds.	Avg.				TD	TDr	TDp	TDrt			
2000	Tennessee	15	0	0	0	0.0	—	0	0	0	0	0	0	0	0	0
2001	Tennessee	4	0	0	0	0.0	—	0	0	0	0	0	0	0	0	0
2002	Denver	8	0	0	0	0.0	—	0	0	0	0	0	0	0	0	0
<b>CAREER TOTALS</b>		<b>27</b>	<b>0</b>	<b>0</b>	<b>0</b>	<b>0.0</b>	<b>—</b>	<b>0</b>	<b>0</b>	<b>0</b>	<b>0</b>	<b>0</b>	<b>0</b>	<b>0</b>	<b>0</b>	<b>0</b>

**ADDITIONAL STATISTICS:** Special team tackles — 2002 (2). Returned one kickoff for 10 yds.

### LEACH'S POSTSEASON RECORD

Year	Club	G	S	No.	RECEIVING			LG	TD	SCORING					2pt.	Pts.
					Yds.	Avg.				TD	TDr	TDp	TDrt			
2000	Tennessee	1	0	0	0	0.0	—	0	0	0	0	0	0	0	0	0
<b>CAREER TOTALS</b>		<b>1</b>	<b>0</b>	<b>0</b>	<b>0</b>	<b>0.0</b>	<b>—</b>	<b>0</b>	<b>0</b>	<b>0</b>	<b>0</b>	<b>0</b>	<b>0</b>	<b>0</b>	<b>0</b>	<b>0</b>



## ASHLEY LELIE

6-3 • 200 • 2ND YR. • HAWAII

**BORN:** Feb. 16, 1980 in Bellflower, Calif.  
**HIGH SCHOOL:** Radford High School, Honolulu, Hawaii  
**RESIDES:** Honolulu, Hawaii  
**ACQUIRED:** Draft #1 (19th overall), 2002  
**PRO YEAR:** 2nd • **YEAR WITH BRONCOS:** 2nd  
**NFL GAMES PLAYED/STARTED:** 16/1 • **POSTSEASON:** 0/0

# 85

**WIDE RECEIVER**

**A**shley Lelie, last year as the season progressed, started to develop into exactly what the Broncos hoped; a down-the-field receiving threat. Playing in all 16 games, Lelie caught 35 passes for 525 yards (team best 15.0 average), with a long of 48 and two touchdowns. He led all AFC rookies in receiving yards (4th NFL) and ranked third among AFC rookies (6th NFL) in receptions. Also, his 35 catches were the most by a Broncos rookie since running back Terrell Davis caught 49 out of the backfield in 1995, and ranked as the fourth best rookie out put in Broncos history. For the season Lelie caught three passes of 40 yards or longer, four passes of 30 yards or longer and nine passes of 20 yards or longer. He was the Broncos first-round selection (19th overall) of the 2002 NFL Draft.

**2002:** Lelie played in all 16 games and made one start (vs. Buf., 9/22), catching 35 passes for 525 yds. (team best 15.0 average), with a long of 48 and two touchdowns, and also rushed four times for 40 yds. (10.0), including a long of 24. He led all AFC rookies in receiving yds. (4th NFL) and ranked third among AFC rookies (6th NFL) in receptions. Also, his 35 catches were the most by a Broncos rookie since running back Terrell Davis caught 49 out of the backfield in 1995. For the season Lelie caught three passes of 40 yds. or longer, four passes of 30 yds. or longer and nine passes of 20 yds. or longer. Lelie caught one pass vs. Ariz. (12/29), a 5-yd. touchdown toss from Steve Beuerlein, for his second touchdown of the season. Lelie had four receptions for a career-high 106 yds. (26.5) at Oak. (12/22), including a career best 48-yd. reception from Beuerlein. It was the first 100-yd. receiving game of Lelie's career. He posted a then-career-high 68 yds. receiving on two catches (34.0) vs. K.C. (12/15), including his second catch of 40 yds. on the season. The big play put the Broncos at the Chiefs' 3-yd. line to set up a Portis touchdown run. Lelie caught the first touchdown reception of his career at the Jets (12/8) on a 10-yd. pass from Brian Griese just before halftime, one of his three catches on the day for 38 yds. (12.7). He had a career-high eight receptions for 65 yards (8.1) vs. Oak (11/11), and also carried twice for 12 yds. At N.E. (10/27) he caught a career-long 40-yd. pass on a 3rd-and-8 play late in the 4th qtr. to allow Denver to run out the clock. He also added a 4-yd. rush in the N.E. game. Lelie's 30-yd. reception in the 4th qtr. vs. Mia. (10/13) was the longest of his career at the time-en route to a then-career-high 41 receiving yds.-and set up a go-ahead field goal. Lelie caught at least two passes in five straight games from Wk. 3-7. He made his first NFL start vs. Buf. when the Broncos opened the game in His first NFL catch came on a crucial 3rd-down play in the 4th qtr. at S.F. (9/15).

**COLLEGE:** Lelie finished his career at Hawaii as the Warriors' all-time leader in receptions (194), receiving yds. (3,341) and touchdown receptions (32), and averaged 17.2 yds. per catch. He was a first-team All-Western Athletic Conference selection and broke the WAC single-season records for receiving yds. (1,713) and touchdowns (19), while also tying the WAC record for most 200-yd. games in a season (3). He ranked first in the conference and second in the nation in receiving yds. per game (142.8) and ranked third in the WAC and ninth in the nation in receptions per game (7.0). Lelie also ranked fourth in the WAC and 19th in the nation in all-purpose yardage (142.8) and led the Warriors in receiving yds. in 9 of 12 games. He teamed with wide receiver Channon Harris to catch an average of 12.75 passes in 2001, forming the sixth best duo in the nation. As a sophomore, Lelie started every game at the "Z" receiver slot and finished third in the WAC in receptions per game (6.17) and third in receiving yds. per game (92.5). Lelie led the team in receptions (74), receiving yds. (1110), touchdowns (11), all-purpose yds. (92.5) and scoring (66), and gained over 100 yds. receiving in three contests, while adding three games with at least two touchdown catches. Lelie played in every game his redshirt freshman year, starting seven at the "Z" receiver slot and finished fourth on the team with 36 catches for 518 yds. (14.4 avg.) and two touchdowns.

**PERSONAL:** Lelie is a 1998 graduate of Radford High School in Honolulu, Hawaii, where he earned two letters each in football, track and basketball. He was selected to both the all-district and all-state teams in football and was an all-District choice in basketball and an all-league selection in track. Lelie was on the honor roll at Radford. Ashley Jovon Lelie was born Feb. 16, 1980 in Bellflower, Calif.


### LELIE'S REGULAR SEASON RECORD

Year	Club	RECEIVING					SCORING				
		G	S	No.	Yds.	Avg.	LG	TD	TDp	TDtr	2pt.
2002	Denver	16	1	35	525	15.0	48	2	2	0	0

**ADDITIONAL STATISTICS:** Rushed four times for 40 yds. (10.0), with a long of 24 (1-24 at K.C., 10/20; 1-4 at N.E., 10/27; 2-12 vs. Oak., 11/11).

### LELIE'S SINGLE GAME HIGHS

**Most receptions** — 8 vs. Oakland, 11/11/02. **Most receiving yardage** — 106 at Oakland, 12/22/02. **Longest reception** — 48 yards at Oakland, 12/22/02. **Most receiving touchdowns** — 1 vs. Arizona, 12/29/02 and at New York Jets, 12/8/02.



### MATT LEPSIS

6-4 • 290 • 7TH YR. • COLORADO

**BORN:** January 13, 1974 in Conroe, Texas

**HIGH SCHOOL:** Frisco High School, Frisco, Texas

**RESIDES:** Castle Rock, Colo.

**ACQUIRED:** Rookie free agent, 1997

**PRO YEAR:** 7th • **YEAR WITH BRONCOS:** 7th

**NFL GAMES PLAYED/STARTED:** 80/63 • **POSTSEASON:** 4/1

# 78

## TACKLE

**M**att Lepsis, in his seventh year, looks to continue the solid trend he has started as a top-flight NFL tackle and also as a model of durability. Lepsis has played in every game, since making the active roster in 1998. Last year, Lepsis contributed to a line that helped running back Clinton Portis rush for a rookie franchise-record 1,508 yards and earn NFL Offensive Rookie of Year honors. After spending his initial season on the reserve/non-football injury list and one season as a backup, Lepsis moved into the starting lineup in 1999 and showed considerable improvement throughout the season. Lepsis has played in 80 career games and made 63 starts. He signed with the Broncos as a rookie free agent, April 29, 1997.

**2002:** Lepsis started 15 of 16 games at right tackle, missing his only start at Balt. (9/30) when he saw action only on special teams to handle the snapping duties. He left the Buf. game (9/22) in the 2nd qtr. because a hamstring strain, and returned only to perform the deep-snapping duties for a portion of the second half. Lepsis made one special teams tackle.

**2001:** Lepsis started all 16 games at right tackle. He missed several plays in the 3rd qtr. vs. Sea. (12/9) after twisting his left ankle, and was replaced temporarily by Cooper Carlisle.

**2000:** Lepsis started at right tackle in all 16 regular season games, as well as Denver's AFC Wild Card Game at Balt. (12/31).

**1999:** Lepsis started all 16 games at right tackle. He made his first NFL start in the opener vs. Miami (9/13). In the preseason Lepsis played in all five games and started four at right tackle, winning a battle with Trey Teague for the starting position entering the regular season.

**1998:** Lepsis saw action in all 16 games on special teams, and limited duty as a reserve tackle. He played in his first NFL game in the season-opener vs. N.E. (9/7), replacing Harry Swayne at right tackle early in the fourth quarter and playing the remainder of the game. At Wash. (9/27) Lepsis lined up as an eligible receiver on the line in a goal-line situation. He also played the 4th qtr. at right tackle vs. Phila. (10/4) and the third quarter at right tackle at Sea. (10/11). In the postseason Lepsis played in all three games, both on the offensive line and on special teams. He played the final 2-1/2 quarters at right tackle in the AFC Divisional Playoff Game vs. Miami (1/9) after Tony Jones left the game (knee). Swayne moved to Jones' left tackle position, while Lepsis—playing in his first-ever postseason game—filled in admirably for Swayne on the right side, as the line gave up just one sack for the day and cleared the way for 250 rushing yards. Earlier in the game, Lepsis was in on several offensive snaps as an eligible receiver. He played on offense and special teams again in the AFC Championship Game vs. the Jets (1/17), seeing several offensive plays as an eligible receiver. Lepsis also saw action in Super Bowl XXXIII vs. Atlanta (1/31).

**1997:** Lepsis spent the season on the reserve/non-football injury list due to a college knee injury.

**COLLEGE:** Lepsis played in 36 games as a tight end for Colorado (including bowl games), with 16 starts. He caught 45 passes for 519 yards and 3 touchdowns, including a two-yard reception for a score in the 1996 Cotton Bowl win over Oregon, capping a junior season in which he earned second-team All-Big Eight honors. Lepsis graded out as a 90% blocker during his career at CU and added seven special teams tackles to his credit. He also lettered three times in track at CU and was a two-time All-American in the discus with a collegiate best of 196 feet. Lepsis was a history major.

**PERSONAL:** Lepsis was an All-Southwest selection at Frisco (Texas) High School, where he was Class 3A Defensive Player of the Year and a two-time state discus champion. He had the second best throw in the country in 1992 (204'-8"), and was a member of the National Honor Society. He was born January 13, 1974 in Conroe, Texas. Matt and his wife, Shana, have a son, Hayden (1), and family resides in Castle Rock, Colo.

### LEPSIS' REGULAR SEASON RECORD

Year	Club	G	S
1997	Denver	RESERVE/NON-FOOTBALL INJURY (KNEE)	
1998	Denver	16	0
1999	Denver	16	16
2000	Denver	16	16
2001	Denver	16	16
2002	Denver	16	15
<b>CAREER TOTALS</b>		<b>80</b>	<b>63</b>

### LEPSIS' POSTSEASON RECORD

Year	Club	G	S
1998	Denver	3	0
2000	Denver	1	1
<b>CAREER TOTALS</b>		<b>4</b>	<b>1</b>



### ARTHER LOVE

6-4 • 255 • 2ND YR. • SOUTH CAROLINA ST.

**BORN:** Sept. 18, 1977 in Vidalia, Ga.

**HIGH SCHOOL:** Montgomery County High School, Soperton, Ga.

**RESIDES:** Atlanta, Ga.

**ACQUIRED:** Free Agent, 2003

**PRO YEAR:** 2nd • **YEAR WITH BRONCOS:** 1st

**NFL GAMES PLAYED/STARTED:** 0/0 • **POSTSEASON:** 0/0

# 49

## TIGHT END

**A**rther Love joins the Broncos as a free agent and looks to add depth at the tight end position. Originally drafted by New England in the sixth round (180th overall) of the 2001 draft, he was placed on the physically unable to perform list on Aug. 28, 2001. After being activated on Nov. 21, Love was on the active roster, but was inactive for the final six regular-season games and all three postseason games. He spent two weeks on the Patriots' practice squad in 2002 before being released (9/16). He signed with Denver as a free agent Jan. 8, 2003.

**2002:** Love spent two weeks on New England's practice squad before being released on Sept. 16, 2002.

**2001:** Love was on New England's physically unable to perform list for the first 10 weeks of the season. He was added to the 53-man roster on Nov. 21, where he remained for the rest of the year, including the playoffs. Love was inactive for the Patriots' final six regular-season games and all three in the postseason.

**COLLEGE:** Love was a four-year letterwinner and earned second-team all-Mid Eastern Athletic Conference honors his senior year at South Carolina St. Considered one of the premier blockers in his conference, he finished his career with 34 catches for 562 yards and four touchdowns. Love earned four letters (1997-2000) at South Carolina State, and was voted team captain. He started in nine of 10 games during his senior campaign, and caught a career-high 20 passes for 342 yards (17.1 avg.) and a pair of touchdowns, while registering 61 knockdown blocks. A junior team captain and Coca Cola Scholar-Athlete, Love collected 56 knockdown blocks, while starting in seven of the nine games he played in during the season. He finished the season with seven receptions for 109 yards (15.6 avg.) and a touchdown. Love started 11 games and caught six passes for 98 yards (16.3 avg.) and a touchdown his sophomore year. In addition, he scored his first career touchdown on a 22-yard reception against Bethune-Cookman. As a redshirt freshman, Love played in all 11 games and was utilized mostly as a blocker for the Bulldogs, finishing with one reception for 13 yards. In 1996, he was granted a medical redshirt after he suffered a fractured right hip in summer camp.




**PERSONAL:** Born Arther Lee Love on Sept. 18, 1977 in Vidalia, Ga., he earned four varsity letters in both basketball and football, and added three more in track at Montgomery (Soperton, Ga.) County High School. His brother, Travis, was a teammate and starting defensive lineman at South Carolina State (1998-present).

### LOVE'S REGULAR SEASON RECORD

Year	Club	RECEIVING				SCORING				2pt.	Pts.
		G	S	No.	Yds.	TD	TDr	TDp	TDrt		
2001	New England	0	0	0	0	0	0	0	0	0	0
2002											

OUT OF FOOTBALL



## Ed McCaffrey

6-5 • 215 • 13TH YR. • STANFORD

**BORN:** August 17, 1968 in Waynesboro, Pa.  
**HIGH SCHOOL:** Central Catholic High School, Allentown, Pa.  
**RESIDES:** Castle Rock, Colo.  
**ACQUIRED:** Unrestricted Free Agent (San Francisco), 1995  
**PRO YEAR:** 13th • **YEAR WITH BRONCOS:** 9th  
**NFL GAMES PLAYED/STARTED:** 173/102 • **POSTSEASON:** 14/9

87

### WIDE RECEIVER

Prior to the 2002 season, Ed McCaffrey faced perhaps the toughest challenge of his career, having to make a comeback from a broken left leg that wiped out most of his 2001 season. It didn't take long for the "Eddie" of old to reemerge as a force in the Broncos offense. McCaffrey caught 69 passes for 903 yards last year, which ranked second on the team behind Rod Smith. On March 18, 2003, he underwent surgery to repair a sports hernia, and missed the Broncos' May mini-camp during his recovery. McCaffrey is poised to get back to the level he was at in 2000, a season that looked great in the record books, and also served notice that his name belongs among those of the NFL's top wide receivers, and among the best to wear a Denver Broncos uniform. Though his record would be broken by Rod Smith in 2001, his 101 catches that season broke Lionel Taylor's 39-year-old franchise record, and put McCaffrey—along with Smith—among an elite group in NFL history to reach triple figures in receptions in the same season. McCaffrey has played in 173 games (102 starts) over his 12-year career, catching 546 passes for 7,227 yards (13.2) and 55 touchdowns, while posting 19 100-yd. games. In Broncos annals he ranks fourth in career receptions (443), fifth in receiving yards (6,005) and third in receiving touchdowns (46). He has also played in 14 postseason games (9 starts) and caught 42 passes for 554 yards (13.2) with a long of 47 and two touchdowns, winning three World Championships with the Broncos (1997 and 1998) and 49ers (1994). His postseason numbers as a Bronco rank third in receptions (36) and fifth in receiving yards (490). McCaffrey is one of just 35 players in NFL history to win a Super Bowl with two different teams, and one of only 15 to win one in each conference. He entered the NFL in 1991 as a fourth-round draft choice of the New York Giants (No. 83 overall) out of Stanford.

**2002:** McCaffrey—a finalist for the NFL Walter Payton Man of the Year Award—started all 16 games and caught 69 passes for 903 yds. (13.1) including a long of 69 and two touchdowns. He also rushed twice for 22 yds. (11.0) with a long of 17. McCaffrey finished the season having caught a pass in a franchise-record 68 consecutive games, and ranks fourth in team history in career receptions (443), fifth in receiving yds. (6,005), third in receiving touchdowns (46) and third in 100-yd. receiving games (18). McCaffrey had his fourth 100-yd. receiving game of the season and 19th of his career in the season-

### OFF THE FIELD

*Ed has been one of the Broncos' most community-minded players in his eight years with the club. The McCaffrey Family Foundation strives to improve the lives of children, assisting those whose medical situations have created financial or academic hardship and those who show great promise and work ethic who need additional resources. Ed has co-hosted the Watson-McCaffrey Golf Classic the past three summers at Breckenridge and Copper Mountain, with proceeds benefiting the Summit House and Ronald McDonald House Charities of Denver. He also hosted the fourth annual Celebrity Softball Classic in Denver in June. Ed has several food products bearing his name throughout the state of Colorado, including Ed's Rocky Mountain Mustard, Horseradish and a cereal named Ed's End Zone O's.*

### DENVER BRONCOS CAREER RECEIVING LEADERS

Most Receptions			Most Receiving Yards			Most Receiving Touchdowns		
Player	Years	Rec.	Player	Years	Yds.	Player	Years	TDs
1. Shannon Sharpe	1990-99, 02	613	1. Rod Smith	1995-2002	7,783	1. Rod Smith	1995-2002	49
2. Rod Smith	1995-2002	559	2. Shannon Sharpe	1990-99, 02	7,669	2. Shannon Sharpe	1990-99, 02	47
3. Lionel Taylor	1960-65	543	3. Lionel Taylor	1960-65	6,872	3. Ed McCaffrey	1995-2002	46
4. Ed McCaffrey	1995-2002	443	4. Steve Watson	1979-87	6,112	4. Lionel Taylor	1960-65	44
5. Vance Johnson	1985-93, '95	415	5. Ed McCaffrey	1995-2002	6,005	5. Haven Moses	1972-81	44
6. Riley Odoms	1972-83	396	6. Riley Odoms	1972-83	5,755	6. Riley Odoms	1972-81	41
7. Steve Watson	1979-87	353	7. Vance Johnson	1985-93, '95	5,695	7. Vance Johnson	1985-93, '95	37
8. Haven Moses	1972-81	302	8. Haven Moses	1972-81	5,450	8. Steve Watson	1979-87	36

finale vs. Ariz. (12/29) by catching seven passes for 112 yds./, including a long of 52 yds. At S.D. (12/1) he recorded his third 100-yd. receiving game of the season, and 18th of his career, with seven catches for a season-high 126 yds. (18.0). McCaffrey caught a 47-yd. pass in the 2nd qtr. to set up a Broncos touchdown, and passed Riley Odoms (5,755) for fifth all-time on the Broncos receiving yards list. Versus Ind. (11/24) McCaffrey moved into sixth place in all-time receiving yards by a Bronco, passing Vance Johnson (5,695), and set a franchise record by catching a pass in his 63rd consecutive game, topping Lionel Taylor's streak of 62 from 1960-64. At Sea. (11/17) McCaffrey caught four passes for 36 yds. (9.0) to pass Vance Johnson (415) for fourth place on the Broncos' all-time receptions list. At N.E. (10/27) he tied his season high with eight receptions for a then-season-high 116 yds. (14.5), his second 100-yd. game of the season. Versus Mia. (10/13) McCaffrey passed Riley Odoms (396) to move into fifth place in career receptions by a Bronco, and passed Haven Moses (5,450) for seventh place in receiving yds. by a Bronco. He also recorded his 500th career reception on a 14-yd. pass from Brian Griese for a 1st down with 48 seconds remaining in the first half. McCaffrey caught six passes for 113 yds. vs. S.D. (10/6) to post his 16th career 100-yd. game, and his first since Dec. 10, 2000 vs. Sea. (8-112). His 69-yd. touchdown reception in the game was the second longest reception of his career (78, TD, vs. G.B., 10/17/99), and his 46th touchdown reception as a Bronco, moving him into fifth place in total touchdowns, passing Haven Moses (45). He caught a season-high (tie) eight passes for 90 yds. at Balt. (9/30). In the opener vs. St. Louis (9/8), his first game since breaking his left leg in the 2001 season opener, McCaffrey caught two passes for 50 yds. (25.0), including a 27-yarder for his first catch and a 23-yd. touchdown catch in the 4th qtr. that proved to be the game winner.

**2001:** McCaffrey started the season-opener vs. the Giants (9/10) and caught six passes for 94 yds. (15.7) and a touchdown, but broke the tibia and fibula in his left leg and was placed on injured reserve Sept. 12. His touchdown catch was the 44th of his career, tying him for the franchise record with Shannon Sharpe, Haven Moses and Lionel Taylor (and later Rod Smith). McCaffrey's injury occurred in the 3rd qtr. when he caught a 19-yd. pass over the middle and collided with Giants safety Shaun Williams. Surgery was performed later that night by orthopedic surgeons Martin Boublik and Ted Schlegel of the Steadman-Hawkins Clinic at Swedish Hospital in Denver. His recovery process was expected to last six months.

**2000:** McCaffrey—named All-Pro by *Sports Illustrated*—started all 16 games and posted the best numbers of his 10-year career with a franchise-record 101 receptions for 1,317 yds. (13.0), with a long of 61 and eight touchdowns. He ranked second in the AFC (3rd NFL) in receptions and fifth (10th NFL) in receiving yds. His 101 receptions topped the previous franchise record of 100 by Lionel Taylor in 1961, and his 1,317 yds. ranked second in team history behind the record-breaking total of 1,602 by teammate Rod Smith this season. McCaffrey became the 27th player in NFL history to log 100 receptions in a season, with his franchise record-breaking 101st fittingly coming on a 25-yd. touchdown pass in the third qtr. of the season finale vs. S.F. (12/23). With teammate Rod Smith also reaching 100 catches McCaffrey and Smith became the second tandem in NFL history each catch 100 passes in a season (Detroit's Herman Moore-123 and Brett Perriman-108 did so in 1995). McCaffrey also tied for third (T5th NFL) in third-down receptions (27-351-13.0-4); tied for fourth in the AFC (T6th NFL) in

### DENVER BRONCOS SINGLE SEASON RECEIVING LEADERS

Most Receptions			Most Receiving Yards			Most Receiving Touchdowns		
Player	Year	Rec.	Player	Year	Rec. Yds.	Player	Year	Rec. TDs
1. Rod Smith	2001	113	1. Rod Smith	2000	1,602	1. Anthony Miller	1995	14
2. Ed McCaffrey	2000	101	2. Rod Smith	2001	1,343	2. Steve Watson	1981	13
3. Rod Smith	2000	100	3. Ed McCaffrey	2000	1,317	3. Rod Smith	1997	12
Lionel Taylor	1961	100	4. Steve Watson	1981	1,244	4. Lionel Taylor	1960	12
5. Lionel Taylor	1960	92	5. Lionel Taylor	1960	1,235	5. Rod Smith	2001	11
6. Rod Smith	2002	89	6. Rod Smith	1998	1,222	6. Al Denson	1967	11
7. Shannon Sharpe	1994	87	7. Rod Smith	1997	1,180	7. Ed McCaffrey	1998	10

## 2000 NFL RECEIVING LEADERS

Most Receptions			Most Receiving Yards		
Player	Team	Rec.	Player	Team	Yds.
1. Marvin Harrison	Indianapolis	102	1. Torry Holt	St. Louis	1,635
Muhsin Muhammad	Carolina	102	2. Rod Smith	Denver	1,601
3. Ed McCaffrey	Denver	101			
4. Rod Smith	Denver	100	10. Ed McCaffrey	Denver	1,317

receiving touchdowns; ranked 13th in first downs earned (68) and third in receiving first downs (4th NFL). In Denver's 31-24 win over Sea. (12/10) McCaffrey logged his career best fifth 100-yd. receiving game of the season—and his 14th as a Bronco, tied with Shannon Sharpe for fourth most in franchise history—with eight catches for 112 yds. (14.0). It was a big day for McCaffrey whose 5-yd. touchdown reception from Gus Frerotte was his 42nd as a Bronco, moving him into sole possession of fourth place on the club's all-time list, ahead of Riley Odoms. He also passed Steve Watson (353) for fifth place on the club's all-time receptions list (now 368) and Mark Jackson (4,746) for eighth place in receiving yds. (now 5,008). McCaffrey tied his career-high for the third time this season with 10 receptions for a career-high 148 yds. (14.8) vs. S.D. (11/19), and caught two touchdown passes—the latter the game-winner with 1:33 remaining. On the day McCaffrey eclipsed his previous single-season high of 71 receptions (1999), and with two TDs moved into a tie with Riley Odoms (41) for most scoring receptions in franchise history. McCaffrey capped a five-game hot streak at the Jets (11/5) with a game-high (tie) six receptions for 96 yds. (16.0) and two touchdowns, including a long of 47. His 47-yd. touchdown reception in the 4th qtr. proved to be the game-winner, as it gave Denver a 30-20 lead in an eventual 30-23 win. In the Jets game he passed Rick Upchurch (4,369 yds.) for ninth place on Denver's all-time receiving yards list. McCaffrey eclipsed the 100-yd. receiving mark for the second straight game at Cin. (10/22) with a then-career-high 136 yds. on 10 catches, tying his career high. It was his third 100-yd. game of the season and 13th of his career. He has 12 as a Bronco, fifth most in franchise history. It marked the second straight week both McCaffrey and Rod Smith topped the 100-yd. receiving mark, just the second time in franchise history that feat has occurred, and the first since 1962. The previous week vs. Cleve. (10/15) McCaffrey caught five passes for 129 yds. (25.8) with a long of 61 yds. In the contest he moved past Al Denson (4,150 yds.) for 10th place on Denver's all-time receiving yards list. In Denver's 21-7 Week 6 win at S.D. (10/8) McCaffrey posted a new career-high 10 receptions for 71 yds. (7.1) and two touchdowns, moving him ahead of teammate Rod Smith (now seventh with 349) and Haven Moses (302) for sixth place on the Broncos' all-time receptions list. A week earlier vs. N.E. (10/8) McCaffrey had tied his previous career high with nine receptions for 91 yds. (10.1). He had seven receptions at Oak. (9/17) for 92 yds. and his first touchdown, which came on a 10-yd. pass from Brian Griese. McCaffrey was slowed by a groin injury vs. Atlanta (9/10), but still managed one catch for 5 yds. In the opener at St. Louis he hauled in a game-high seven passes for a season best 115 yds. (16.4). His night included a long of 35, en route to his 11th career 100-yd. game. McCaffrey finished the year ranked fifth in club history in career receptions (368), eighth in receiving yards (5,008) and fourth in receiving touchdowns (43). McCaffrey started in the AFC Wild Card Game at Balt. (12/31) and led all receivers with a postseason career-high eight catches for 75 yds. (9.4), with a long of 16. He moved into third place in both postseason receptions and receiving yds. in Broncos history, finishing the day with 36 for 490 (13.6) in his postseason career. McCaffrey passed Steve Sewell (31) on the receptions list and passed Mark Jackson (426) and Shannon Sharpe (474) on the yardage list.

**1999:** McCaffrey started 15 games and ranked second on the team with a career-high 71 receptions for 1,018 yds. (14.3) and seven touchdowns with a long of 78 (TD). He tied for seventh in the AFC in receiving touchdowns, while ranking eighth in the AFC in receptions and 10th in receiving yards. With 1,018 receiving yds. in 1999 McCaffrey became the sixth player in franchise history to post back-to-

## DENVER BRONCOS ALL-TIME POSTSEASON RECEIVING LEADERS

Most Receptions			Most Receiving Yards			Most Receiving Touchdowns		
Player	Gms.	Rec.	Player	Gms.	Rec. Yds.	Player	Gms.	Rec. TDs
1. Shannon Sharpe	11	42	1. Vance Johnson	10	715	1. Vance Johnson	10	4
2. Vance Johnson	10	40	2. Rod Smith	9	538	2. Rod Smith	9	3
3. Ed McCaffrey	9	36	3. Ed McCaffrey	9	490	3. Ed McCaffrey	9	2
4. Steve Sewell	11	31	4. Shannon Sharpe	11	474	(six other players tied with 2)		
5. Rod Smith	9	27	5. Mark Jackson	10	426			

back 1,000-yd. seasons, and together with Rod Smith (1,020) made it two straight years with two receivers topping 1,000, and the fourth time overall in franchise history. McCaffrey was declared inactive (Fri.) for the Week 9 game at San Diego (11/7) because of a deep knee bruise. He led all receivers in the opener vs. Miami (9/13) with 105 yds., and matched his career high with three touchdowns. The first came on his then longest career reception (61 yds.) in the 1st qtr., followed by 11- and 4-yd. scoring catches in the 3rd and 4th qtrs., respectively, all from Brian Griese. It was McCaffrey's seventh career 100-yd. game. He added his fourth TD of the season at Tampa Bay (9/26) with a 12-yd. scoring reception from Griese. McCaffrey caught five passes for a game-high 88 yds. at Oakland to help Denver notch its first win of the season. He came up big again the next week vs. Green Bay (10/17) with his eighth career 100-yd. game, hauling in five passes for 116 yds. (23.2) and two touchdowns from Griese. His second score came on a 78-yd. reception — the longest of his career — and featured an outstanding show of strength and determination on McCaffrey's part, fighting off Packers safety Darren Sharper with an imposing stiff-arm to free himself for the final 15 yds. to the end zone. McCaffrey combined with Byron Chamberlain (123 rec. yds.) and Olandis Gary (124 rush. yds.) vs. Green Bay to give Denver two 100-yd. receivers and a 100-yd. rusher in the same game for the first time in franchise history. He was the game's leading receiver again at New England (10/24) in Week 7, notching his ninth career 100-yd. performance with 5 catches for 111 yds. His final catch left him with a mild concussion, as he landed partially on his head and neck after being upended while leaping to make the grab. A week later vs. Minnesota (10/31) McCaffrey caught two passes for 18 yds. (9.0) despite missing about one-third of the game because of a blow to the head in the first half and a deep bone bruise in his left knee in the second. McCaffrey posted his 10th career 100-yd. game at Seattle (11/14), catching six passes for a game-high 125 yds. (20.8) and one touchdown, with a long of 42. His touchdown came on a 23-yd. pass from Chris Miller in the 3rd qtr. to tie the game at 10-10. McCaffrey led all receivers with 82 yds. on seven receptions vs. Oakland (11/22), and was the game's high receiver with seven catches at Detroit (12/25), for 65 yds. He was exemplary in the community as well, being named the Denver Broncos nominee for the prestigious NFL Man of the Year Award.

**1998:** McCaffrey—selected to start in the Pro Bowl for the first time in his eight-year career and named second-team All-NFL by the Associated Press and All-AFC by *Football News* — started at wide receiver in 15 of the 16 games and enjoyed the finest statistical season of his career in all four receiving categories with 1,053 yds. on 64 receptions for an average of 16.5, with 10 touchdowns. He enjoyed an exemplary year off the field, as well, being named the "Sprint Broncos Man of the Year" for 1998. McCaffrey tied for the AFC lead in receiving TDs (T6th NFL), tied for sixth (T13th NFL) in total TDs, ranked sixth in the AFC (14th NFL) in receiving yards and tied for 15th in receptions, while his yards-per-catch avg. of 16.5 ranked sixth in the AFC (11th NFL). He posted a reception of 32 yds. or longer in 9 of the 15 games he played in '98 (32, 33, 37, 38, 41, 41t, 44, 48, 48), finished the year having scored 13 TDs in his last 18 regular season games, dating back to the 1997 season. He turned in an outstanding '98 debut vs. New England (9/7), leading all receivers with seven catches for 97 yds. (13.9), while also recovering a Patriots onside kick attempt in the final two minutes. His longest reception (44 yds.) came on the first play of the game and tied for the longest of his career. He followed that with a then-career-high 117 yds. on five receptions vs. Dallas (9/13), including a 38-yd. reception from backup QB Bubby Brister in the fourth quarter. His first two touchdowns of the season came in Week Three at Oakland (9/20), on a 1-yd. reception from John Elway and a 13-yd. grab from Brister, followed by a 19-yd. TD reception from Brister the next week at Washington (9/27). In Week 5 vs. Philadelphia (10/4) McCaffrey caught two passes for 60 yds., including a career best 48-yarder from Brister on the first play from scrimmage, and his fourth touchdown of the year on a 12-yd. reception in the second quarter. He led all Denver receivers in yardage vs. Jacksonville (10/25) with 92 on three receptions, including a 41-yd. TD from Elway on the first play of the 2nd qtr., his fifth TD of the year. McCaffrey posted a new career high with 133 receiving yds. at Cincinnati (11/1) on seven receptions (19.0), including his sixth TD of the season. The score came on a 25-yd. pass from Elway in the 4th qtr. of a 33-26 come-from-behind win. He matched that career high, as well as his career-high for receptions, with a 9-133 performance vs. San Diego (11/8), which included a 7-yd. touchdown reception from Brister, his seventh of the year. It came early in the 3rd qtr. and gave Denver a 20-0 lead. McCaffrey posted back-to-back 100-yd. games

## McCaffrey and Smith Rank Among Top Duos of All-Time

## Top Receiving Duos in the NFL, 2000

Players	Team	Rec.	Yards	TD
1. Ed McCaffrey/Rod Smith	Denver	201	2,920	17
2. Keenan McCardell/Jimmy Smith	Jacksonville	185	2,420	13
3. Cris Carter/Randy Moss	Minnesota	173	2,711	24

## Top Single-Season Receiving Duos, NFL History

Players	Team	Year	Yards
1. Herman Moore/Brett Perriman	Detroit	1995	3,174
2. Isaac Bruce/Torry Holt	St. Louis	2000	3,106
3. Charley Hennigan/Bill Groman	Houston	1961	2,921
4. Ed McCaffrey/Rod Smith	Denver	2000	2,919



for the first time in his career during the 1998 season (7-133 at Cin., 11/1 and 9-33 vs. S.D., 11/8), and recorded four of his six career 100-yd. games in 1998. Additionally, it marked just the sixth time in Broncos history that a player has posted receiving totals of 130 yds. or more in back-to-back games. McCaffrey caught one pass for 19 yds. at Kansas City (11/16) before leaving the game in the 1st qtr. with a hamstring strain. That injury also forced him to miss his first start of the season a week later vs. Oakland (11/22), as he was declared inactive the day of the game. McCaffrey bounced back a week later at San Diego (11/29), returning to the starting lineup and catching 5 passes for 74 yds. (14.8) and 2 TDs, both coming in the 1st qtr. on passes of 15 and 37 yds. from John Elway. The two scores gave him a career-high 9 for the season, and the five receptions allowed him to match his career high of 49. McCaffrey extended his career-high TD total to 10 vs. Kansas City (12/6), part of a 6-catch, 103-yd. performance that saw him break his previous single-season best of 49 catches, finishing the day at 55. It was McCaffrey's fourth 100-yd. game of the year, and the sixth of his career, and included a 48-yd. reception from Elway, tying the longest of McCaffrey's career. McCaffrey joined Rod Smith (165 yds.) to give Denver two 100-yd. receivers in the same game for the first time since Nov. 20, 1994 vs. Atlanta (Cedric Tillman—175, Anthony Miller—102). McCaffrey went over the 1,000-yd. receiving mark for the season with his 42 yds. at Miami (12/21), joining Rod Smith (1,222) to give Denver two 1,000-yd. receivers in the same season for the just the third time in franchise history (1994 and '97). McCaffrey suffered a tendon tear in his left ring finger in practice Aug. 11, and missed one preseason game (vs. New Orleans, 8/14). McCaffrey started at wide receiver in all three postseason games and caught 11 passes for 190 yds. (17.3) with a long of 47, the longest postseason reception of his career (vs. the Jets, 1/17/99). In the AFC Divisional Playoff Game vs. Miami (1/9) he caught three passes for 52 yds. (17.3), and followed that up with three more catches for a team-high 66 yds. (22.0) in the AFC Championship Game vs. the Jets (1/17). He was superb again in Super Bowl XXXIII vs. Atlanta (1/31), catching five passes for 72 yds. with a long of 25, all in the second half.

**1997:** McCaffrey started 15 of the 16 games at wide receiver and ranked fourth on the team in receptions, with 45 for 590 yds. (13.1), a long of 35 yds. and a career best eight touchdowns, tied for fifth most receiving touchdowns in the AFC. McCaffrey missed his only game of the season in Week 15 at Pittsburgh (12/7) when he was declared inactive because of a strained hamstring. His first big performance of the 1997 season came at Seattle (9/7) in Week Two when he was matched up with rookie CB Shawn Springs and produced one of the biggest days of his career, catching eight passes for 93 yds. and two touchdowns in Denver's 35-14 victory. Against St. Louis the next week (9/14) he had just one reception, but it was a 23-yd. touchdown in the third quarter that put Denver ahead 35-7, en route to a 35-14 victory. The following week he caught his third touchdown of the season, a 32-yarder against Cincinnati (9/21) in Denver's 38-20 victory. He finished the day with four receptions for 62 yds. At Oakland (10/19) McCaffrey had three receptions for 61 yds. and a 28-yd. touchdown that brought Denver to within 28-25 in the fourth quarter, the score by which Denver would drop its first game of the season. In Denver's next matchup with the Raiders (11/24) he had four catches for 51 yds., including a diving 35-yd. reception that set up Denver's first touchdown of the game en route to a 31-3 win on Monday Night Football. The next Sunday at San Diego, McCaffrey caught seven passes for a career-high 111 receiving yds. (the second 100-yd. game of his career) in Denver's 38-28 win. In that game he caught two touchdown passes (4 and 21 yds.) to raise his total to seven, ending a five-game scoring drought since catching his fifth in the fourth quarter at Oakland (10/19). He closed the regular season with a four-catch, 32-yd. performance that included his eighth touchdown of the year to set a new personal high. The touchdown came on a 1-yd. reception from John Elway in the second quarter to put Denver ahead 21-3, en route to a 38-3 victory. In the post-season McCaffrey started at wide receiver in all four games and tied for the team lead in receptions (12) with Shannon Sharpe, covering 171 yds. (14.3) with one touchdown, as he joined a list of just 30 players in NFL history to win a Super Bowl with more than one team (San Francisco, SB XXIX). In the Wild Card Game against Jacksonville (12/27) he caught two passes for 35 yds., including a 25-yarder on the Broncos' first possession on third-and-15 that kept the drive alive and set up their first score of the day. In Denver's 14-10 AFC Divisional Playoff win at Kansas City (1/4/98), McCaffrey caught three passes for 56 yds., including a 43-yarder on third-and-five early in the fourth quarter that set up Terrell Davis' game-winning touchdown with 12:32 remaining. In the AFC Championship Game at Pittsburgh (1/11) he caught five passes for 37 yds., including a 1-yd. score right before the half to give Denver a 24-14 advantage. The Broncos held on to win 24-21 and advanced to their first Super Bowl in eight years. In Super Bowl XXXII against Green Bay, McCaffrey caught two passes for a team-high 45 yds., including a 36-yarder in the third quarter on Denver's 13-play, 92-yd. drive (the longest of the game) that put them ahead 24-17. He also threw a crushing block on Packers' linebacker Brian Williams to free Howard Griffith for the bulk of his yardage on a 23-yd. pass play from Elway that set up Denver's game-winning touchdown late in the fourth quarter.

**1996:** McCaffrey started 15 of the 16 regular season games at wide receiver opposite Anthony Miller and posted the second best totals of his career with 48 receptions for 553 yards (11.5) and a long of 39 yds. with a career-high seven touchdowns. He missed the Chicago game (11/10) when he was declared inactive because of a lower-back bruise. McCaffrey established a career high and tied a Broncos franchise record with three touchdown receptions against Baltimore (10/20). Easily his most dramatic touchdown catch of the year came at Minnesota (11/24) when he hauled in a 5-yd. John Elway pass that was tipped in the air three times by Vikings players, catching it at the 1-yd. line and diving backwards into the end zone for the score with 19 seconds left in the game. His longest reception of the year was a 39-yd. touchdown from Elway in the season-opener against the Jets (9/1), and his most historic was his catch of Elway's 250th career touchdown pass in the second quarter vs. Seattle (12/1). McCaffrey sprained his ankle in practice Sept. 11 but was able to play four days later against Tampa Bay (9/15). In the season-opener vs. the Jets (9/1), McCaffrey started at wide receiver and caught a team-high four passes (tied with Shannon Sharpe) for 61 yds. (15.3), including a 39-yd. touchdown to put the Broncos ahead 14-0. In week five at Cincinnati (9/29) he caught five passes for 80 yds. in a true iron-man performance. He was the victim of several vicious hits, but managed to return to the game each time, earning high praise from his teammates in the locker room after the Broncos' 14-10 victory. Versus San Diego (10/6) McCaffrey caught five passes for 58 yds. with one touchdown (9 yds.) and a long of 31 yds. His touchdown came with 8:22 remaining in the game, and put Denver ahead by the eventual final margin of 28-17. Two weeks later vs. Baltimore, McCaffrey tied a Broncos franchise record with three touchdown receptions, coming on passes of 4, 6 and 8 yds. from Elway. In all he caught seven passes for 76 yds. His third TD of the day, a 6-yarder with 10:57 remaining, put the Broncos on top 38-34 en route to a 45-34 win. He had one of his best games of the year at Minnesota (11/24), catching six passes for a season-high 83 yds. and one touchdown. His touchdown provided the winning points in Denver's 21-17 come-from-behind win, as he hauled in a thrice tipped 5-yd. pass from Elway with 19 seconds remaining in the game, and lunged backwards into the end zone for the score. It was his sixth touchdown of the year, surpassing his previous best of five as a New York Giant in 1992. Versus Seattle (12/1) he caught a team-high five passes for 43 yds. with a long of 12 and one touchdown. His 4-yd. touchdown reception in the second quarter was the 250th touchdown pass of Elway's career, ninth most in NFL history. In Denver's AFC Divisional Playoff vs. Jacksonville (1/4/97) McCaffrey started his first playoff game and caught five passes for 54 yds., including a long of 15 for his one touchdown on the day. His score came with 1:50 remaining in the game and pulled Denver to within 30-27.

**1995:** McCaffrey played in all 16 games and made four starts (vs. Buffalo 9/3, at San Diego 9/24, at Seattle 10/1 and vs. Kansas City 10/22). He had, at the time, the second most productive season of his career, catching 39 passes for 477 yds. (12.2), with a long of 35 yds. and two touchdowns, and also rushed once for -1 yd. In his debut as a Bronco vs. Buffalo (9/3), McCaffrey started in place of the injured Anthony Miller and caught four passes for 52 yds. He hauled in a 35-yarder from John Elway on the Broncos' final scoring drive to set up Terrell Davis' 3-yd. game-sealing touchdown run. In Week Three vs. Washington (9/17) McCaffrey caught a season-high five passes for 70 yds. (14.0), including a clutch 19-yarder from Elway during the Broncos' game-winning 80-yd. drive. Denver won the game on the final play 38-31. Against Arizona (11/5), McCaffrey caught one pass, a 23-yarder in the fourth quarter for his first touchdown as a Bronco and the 10th of his career. Against Jacksonville (12/3), McCaffrey saw action as the third receiver and made three catches for 48 yds., including a 24-yarder. He also rushed once on a reverse for -1 yd. In the season finale at Oakland (12/24), McCaffrey — who started in the Broncos' four-wide receiver set — caught a career-high nine passes for 99 yds. and one touchdown, with a long of 27 yds., to help lift the Broncos to a 31-28 win. McCaffrey's 4-yd., one-handed touchdown reception with 5:46 remaining in the game tied the score at 28-28. McCaffrey was acquired by the Broncos as an unrestricted free agent from San Francisco March 7.

**1994:** McCaffrey played in all 16 regular season games for the 49ers and in all three postseason games. He had 11 catches for 131 yds. (12.0 average) and two touchdowns in the regular season and one reception for five yds. in the playoffs. He also had eight special teams tackles in the regular season. McCaffrey caught one pass for eight yds., recorded two special teams tackles and forced a fumble at Detroit (10/9). He had three receptions for 34 yds., including a 34-yd. touchdown versus Tampa Bay (10/23), and recovered an on-side kick late in the fourth quarter of the 49ers 21-14 victory over Dallas (11/13). He caught five passes for 59 yds., including a 1-yd. touchdown in the regular season finale at Minnesota (12/26). His one reception against San Diego in the Super Bowl (1/29/95), a five-yarder, came in the second quarter. McCaffrey was acquired by the 49ers July 25, 1994 as a free agent after being waived by the Giants July 18.

**1993:** McCaffrey played in all 16 regular season games with one start for the New York Giants, and also played in both New York playoff contests. He finished fourth on the team with 27 receptions for 335 yds. and two touchdowns. He had touchdown receptions vs. Philadelphia (10/17) and Phoenix



(11/28). McCaffrey's one start came against the Jets (10/31) when he replaced an injured Mike Sherrard in the lineup. His most productive game of the season was the NFC Divisional Playoff Game at San Francisco (1/15/94) when he caught five passes for 59 yds.

**1992:** McCaffrey played in all 16 games with three starts and led the Giants in receiving with career best numbers of 49 catches for 610 yards. He was also the team's fourth-leading scorer with five touchdowns. McCaffrey had back-to-back five-reception outings to begin the season vs. San Francisco (9/6) and Dallas (9/13). He received his first NFL start vs. Green Bay (11/8) and also started against Philadelphia (11/11) and Dallas (11/26). He had career highs in receptions (6), yards (105) and longest reception (44 yds.) in the Thanksgiving Day clash with the Cowboys.

**1991:** McCaffrey played in all 16 games as a third wide receiver and on special teams. He finished his rookie year with 16 catches for 146 yards. He had three receptions vs. the Rams (9/8) and also at Philadelphia (11/4). The best game of his rookie season came at Tampa Bay (11/24) when he caught four passes for 35 yds., including two on the Giants' game-winning drive in a 21-14 victory. He was a third-round pick of the Giants in 1991 (No. 83 overall).

**COLLEGE:** McCaffrey was a Kodak All-America choice following his senior season at Stanford (1990) and was selected to play in the East-West Shrine Game. An All-Pac-10 choice as a junior and senior, he finished his career with 146 receptions for 2,333 yards (16.0 average) and 14 touchdowns. During his senior season he pulled down 61 receptions for 917 yds. (15.0) and eight touchdowns to earn second-team All-America honors from *The Sporting News*. The Cardinal pass-catchers that year compiled 2,763 yards receiving, the most for the school since 1985 (2,874). Ed received his bachelor's degree in economics from Stanford, as well as a master's degree in sociology, and plans to attend business or law school when he is finished playing pro football.

**PERSONAL:** Ed and his wife, Lisa, make their home in Castle Rock, Colo. They are the parents of four sons, Maxwell (9), Christian (7), Dylan (4) and Lucas (2). McCaffrey made an appearance on the television show "Live with Regis and Kathy Lee" during the week following Denver's Super Bowl XXXII victory over Green Bay (1/25/98), and was a guest on The Tonight Show with Jay Leno in the days after the Broncos' Super Bowl XXXIII triumph over Atlanta. Several food products bearing his name were introduced in the state of Colorado in 1998: Ed McCaffrey's Rocky Mountain Mustard, in both Spicy Brown and Creamy Dijon, as well as horseradish and a cereal named Ed's End Zone O's. McCaffrey was an All-America football player, MVP in baseball with a .540 batting average, and a 21.3-point per game scorer in basketball at Central Catholic High School in Allentown, Pa. His brother Billy was an All-America basketball guard at Vanderbilt after being a member of Duke's NCAA championship squad in 1991, and now plays professional basketball internationally. The athletic McCaffrey family also includes a sister, Monica, who played basketball at Georgetown, and another brother, Mike, who played basketball at Husson College in Bangor, Maine. Edward McCaffrey was born Aug. 17, 1968 in Waynesboro, Pa.

#### McCAFFREY'S REGULAR SEASON RECORD

Year	Club	G	S	No.	RECEIVING				SCORING			
					Yds.	Avg.	LG	TD	TDp	TDrt	2pt	Pts.
1991	N.Y. Giants	16	0	16	146	9.1	26	0	0	0	0	0
1992	N.Y. Giants	16	3	49	610	12.4	44	5	5	0	0	30
1993	N.Y. Giants	16	1	27	335	12.4	31	2	2	0	0	12
1994	San Francisco	16	0	11	131	12.0	34t	2	2	0	0	12
1995	Denver	16	5	39	477	12.2	35	2	2	0	1	14
1996	Denver	15	15	48	553	11.5	39t	7	7	0	0	42
1997	Denver	15	15	45	590	13.1	35	8	8	0	0	48
1998	Denver	15	15	64	1,053	16.5	48	10	10	0	1	62
1999	Denver	15	15	71	1,018	14.3	78t	7	7	0	0	42
2000	Denver	16	16	101	1,317	13.0	61	9	9	0	1	56
2001	Denver	1	1	6	94	15.7	28	1	1	0	0	6
2002	Denver	16	16	69	903	13.1	69t	2	2	0	0	12
<b>CAREER TOTALS</b>		<b>173</b>	<b>102</b>	<b>546</b>	<b>7,227</b>	<b>13.2</b>	<b>78t</b>	<b>55</b>	<b>55</b>	<b>0</b>	<b>55</b>	<b>3 336</b>

**ADDITIONAL STATISTICS:** McCaffrey had two rushing attempts for 22 yards in 2002 and had one rushing attempt for -1 yard vs. Jacksonville in 1995 (12/3).

#### McCAFFREY'S POSTSEASON STATISTICS

Year	Club	G	S	No.	RECEIVING				SCORING			
					Yds.	Avg.	LG	TD	TDp	TDrt	2pt	Pts.
1993	N.Y. Giants	2	0	5	59	11.8	14	0	0	0	0	0
1994	San Francisco	3	0	1	5	5.0	5	0	0	0	0	0
1996	Denver	1	1	5	54	10.8	15	1	1	0	0	6
1997	Denver	4	4	12	171	14.3	43	1	1	0	0	6
1998	Denver	3	3	11	190	17.3	47	0	0	0	0	0
2000	Denver	1	1	8	75	9.4	16	0	0	0	0	0
<b>CAREER TOTALS</b>		<b>14</b>	<b>9</b>	<b>42</b>	<b>554</b>	<b>13.2</b>	<b>47</b>	<b>2</b>	<b>2</b>	<b>0</b>	<b>0</b>	<b>12</b>

#### McCAFFREY'S SINGLE GAME HIGHS

(Postseason in parenthesis)

**Most receptions** — 10 vs. San Diego, 11/19/00; at Cincinnati, 10/22/00 and at San Diego, 10/8/00 (8 at Baltimore, 12/31/00). **Most receiving yardage** — 148 vs. San Diego, 11/19/00 (75 at Baltimore, 12/31/00). **Longest reception** — 78 yards (TD) vs. Green Bay, 10/17/99 (47 vs. N.Y. Jets, 1/17/99). **Most receiving touchdowns** — 3 vs. Miami, 9/13/99 and vs. Baltimore, 10/20/96 (1 at Pittsburgh, 1/11/98 and vs. Jacksonville, 1/4/97).

#### McCAFFREY'S REGULAR SEASON TOP FIVE

RECEIVING YARDS		RECEPTIONS	
148	vs. San Diego, 11/19/00 (10 rec., 2TD)	10	vs. San Diego, 11/19/00 (148 yds., 2TD)
136	at Cincinnati, 10/22/00 (10 rec.)	10	at Cincinnati, 10/22/00 (136 yds.)
133	vs. San Diego, 11/8/98 (9 rec., TD)	10	at San Diego, 10/8/00 (71 yds., 2TD)
133	at Cincinnati, 11/1/98 (7 rec., TD)	9	vs. New England, 10/1/00 (91 yds.)
129	vs. Cleveland, 10/15/00 (5 rec.)	9	vs. San Diego, 11/8/98 (133 yds., TD)
TOUCHDOWNS		LONGEST RECEPTIONS	
3	vs. Miami, 9/13/99 (6 rec., 105 yds.)	78t	vs. Green Bay, 10/17/99 (5-116, 2TD)
3	vs. Baltimore, 10/20/96 (7 rec., 76 yds.)	69t	vs. San Diego, 10/6/02 (6-113, TD)
2	5 times, last vs. Green Bay, 10/17/99 (5 rec., 116 yds.)	61	vs. Cleveland, 10/15/00 (5-129)
		48	vs. Kansas City, 12/6/98 (6-103, TD)
		48	vs. Philadelphia, 10/4/98 (2-60, TD)

#### McCAFFREY'S POSTSEASON TOP THREE

RECEIVING YARDS		RECEPTIONS	
75	at Baltimore, 12/31/00 (8 rec.)	8	at Baltimore, 12/31/00 (75 yds.)
72	vs. Atlanta, 1/31/99 (5 rec.)	5	vs. Atlanta, 1/31/99 (72 yds.)
66	vs. N.Y. Jets, 1/17/99 (3 rec.)	5	vs. Jacksonville, 1/4/97 (54 yds., TD)
TOUCHDOWNS		LONGEST RECEPTIONS	
1	vs. Jacksonville, 1/4/97 (5 rec., 54 yds)	5	at San Francisco, 1/15/94 (59 yds.)
		47	vs. N.Y. Jets, 1/17/99 (3-66)
		43	at Kansas City, 1/4/98 (3-56)
		36	vs. Green Bay, 1/25/98 (2-45)

#### ED McCAFFREY CAREER GAME-BY-GAME

(Denver victories asterisked)

1991	N.Y. GIANTS		RECEIVING				SCORING			
Date	Opponent	P/S	No.	Yds.	Avg.	LG	TD	2pt.	Pts.	
Sep 2	vs. S.F. 49ers	P	0	0	0.0	0	0	0	0	
Sep 8	vs. L.A. Rams	P	3	25	8.3	n/a	0	0	0	
Sep 15	at Chicago	P	0	0	0.0	0	0	0	0	
Sep 22	vs. Cleveland	P	0	0	0.0	0	0	0	0	
Sep 29	at Dallas	P	1	26	26.0	26	0	0	0	
Oct 6	vs. Phoenix	P	0	0	0.0	0	0	0	0	
Oct 14	at Pittsburgh	P	2	20	10.0	n/a	0	0	0	
Oct 27	vs. Washington	P	0	0	0.0	0	0	0	0	
Nov 4	at Philadelphia	P	3	17	5.7	n/a	0	0	0	
Nov 10	at Phoenix	P	1	8	8.0	8	0	0	0	
Nov 17	vs. Dallas	P	0	0	0.0	0	0	0	0	
Nov 24	at Tampa Bay	P	4	35	8.8	n/a	0	0	0	
Dec 1	at Cincinnati	P	2	15	7.5	n/a	0	0	0	
Dec 8	vs. Philadelphia	P	0	0	0.0	0	0	0	0	
Dec 15	at Washington	P	0	0	0.0	0	0	0	0	
Dec 21	vs. Houston	P	0	0	0.0	0	0	0	0	
<b>1991 Regular Season Totals</b>			<b>16/0</b>	<b>16</b>	<b>146</b>	<b>9.1</b>	<b>26</b>	<b>0</b>	<b>0</b>	

1992	N.Y. GIANTS		RECEIVING				SCORING			
Date	Opponent	P/S	No.	Yds.	Avg.	LG	TD	2pt.	Pts.	
Sep 6	vs. San Francisco	P	5	56	11.2	n/a	0	0	0	
Sep 13	vs. Dallas	P	5	82	16.4	n/a	0	0	0	
Sep 21	at Chicago	P	4	40	10.0	n/a	0	0	0	
Oct 4	at L.A. Raiders	P	4	33	8.3	n/a	0	0	0	
Oct 11	vs. Phoenix	P	3	37	12.3	n/a	1	0	6	
Oct 18	at L.A. Rams	P	2	12	6.0	n/a	0	0	0	
Oct 25	vs. Seattle	P	1	7	7.0	7t	1	0	6	
Nov 1	at Washington	P	4	45	11.3	n/a	1	0	6	
Nov 8	vs. Green Bay	S	1	26	26.0	26	0	0	0	
Nov 15	at Denver	P	3	27	9.0	n/a	0	0	0	
Nov 22	vs. Philadelphia	S	5	73	14.6	n/a	1	0	6	
Nov 26	at Dallas	S	6	105	17.5	44	0	0	0	
Dec 6	vs. Washington	P	3	33	11.0	n/a	0	0	0	
Dec 12	at Phoenix	P	0	0	0.0	0	0	0	0	
Dec 19	vs. Kansas City	P	0	0	0.0	0	0	0	0	
Dec 27	at Philadelphia	P	3	34	11.3	n/a	1	0	6	
<b>1992 Regular Season Totals</b>			<b>16/3</b>	<b>49</b>	<b>610</b>	<b>12.4</b>	<b>44</b>	<b>5</b>	<b>0</b>	<b>30</b>

1993	NY GIANTS		RECEIVING					SCORING	
Date	Opponent	P/S	No.	Yds.	Avg.	LG	TD	2pt.	Pts.
Sep 5	at Chicago	P	2	21	10.5	n/a	0	0	0
Sep 12	vs. Tampa Bay	P	2	45	22.5	n/a	0	0	0
Sep 19	vs. L.A. Rams	P	0	0	0.0	0	0	0	0
Oct 3	at Buffalo	P	1	23	23.0	23	0	0	0
Oct 10	at Washington	P	2	18	9.0	n/a	0	0	0
Oct 17	vs. Philadelphia	P	2	23	11.5	17t	1	0	6
Oct 31	vs. N.Y. Jets	S	5	43	8.6	n/a	0	0	0
Nov 7	at Dallas	P	3	34	11.3	n/a	0	0	0
Nov 14	vs. Washington	P	1	20	20.0	20	0	0	0
Nov 21	at Philadelphia	P	2	18	9.0	n/a	0	0	0
Nov 28	vs. Phoenix	P	1	20	20.0	20t	1	0	6
Dec 5	at Miami	P	0	0	0.0	0	0	0	0
Dec 12	vs. Indianapolis	P	2	13	6.5	n/a	0	0	0
Dec 20	at New Orleans	P	1	19	19.0	19	0	0	0
Dec 26	at Phoenix	P	2	19	9.5	n/a	0	0	0
Jan 2	vs. Dallas	P	1	9	9.0	9	0	0	0
<b>1993 Regular Season Totals</b>			<b>16/1</b>	<b>27</b>	<b>335</b>	<b>12.4</b>	<b>31</b>	<b>2</b>	<b>0 12</b>
Jan 9	vs. Minnesota <sup>‡</sup>	P	0	0	0.0	0	0	0	0
Jan 15	at San Francisco†	P	5	59	11.8	14	0	0	0
<b>1993 Postseason Totals</b>			<b>14</b>	<b>5</b>	<b>59</b>	<b>11.8</b>	<b>14</b>	<b>0</b>	<b>0 0</b>

<sup>‡</sup>NFC Wild Card Game, †NFC Divisional Playoff

1994	SAN FRANCISCO		RECEIVING					SCORING	
Date	Opponent	P/S	No.	Yds.	Avg.	LG	TD	2pt.	Pts.
Sep 5	vs. L.A. Raiders	P	1	7	7.0	7	0	0	0
Sep 11	at Kansas City	P	0	0	0.0	0	0	0	0
Sep 18	at L. A. Rams	P	0	0	0.0	0	0	0	0
Sep 25	vs. New Orleans	P	0	0	0.0	0	0	0	0
Oct 2	vs. Philadelphia	P	0	0	0.0	0	0	0	0
Oct 9	at Detroit	P	1	8	8.0	8	0	0	0
Oct 16	at Atlanta	P	0	0	0.0	0	0	0	0
Oct 23	vs. Tampa Bay	P	3	34	11.3	34t	1	0	6
Nov 6	at Washington	P	0	0	0.0	0	0	0	0
Nov 13	vs. Dallas	P	0	0	0.0	0	0	0	0
Nov 20	vs. L.A. Rams	P	0	0	0.0	0	0	0	0
Nov 28	at New Orleans	P	0	0	0.0	0	0	0	0
Dec 4	vs. Atlanta	P	0	0	0.0	0	0	0	0
Dec 11	at San Diego	P	1	23	23.0	23	0	0	0
Dec 17	vs. Denver	P	0	0	0.0	0	0	0	0
Dec 26	at Minnesota	P	5	59	11.8	n/a	1	0	6
<b>1994 Regular Season Totals</b>			<b>16/0</b>	<b>11</b>	<b>131</b>	<b>12.0</b>	<b>34t</b>	<b>2</b>	<b>0 12</b>
Jan 7	vs. Chicago†	P	0	0	0.0	0	0	0	0
Jan 15	vs. Dallas§	P	0	0	0.0	0	0	0	0
Jan 29	vs. San Diego‡	P	1	5	5.0	5	0	0	0
<b>1994 Postseason Totals</b>			<b>3/0</b>	<b>14</b>	<b>5</b>	<b>59</b>	<b>11.8</b>	<b>14</b>	<b>0 0</b>

†NFC Divisional Playoff, §NFC Championship Game, ‡Super Bowl XXIX

1995	DENVER		RECEIVING					SCORING	
Date	Opponent	P/S	No.	Yds.	Avg.	LG	TD	2pt.	Pts.
Sep 3	vs. Buffalo*	S	4	52	13.0	35	0	0	0
Sep 10	at Dallas	P	0	0	0.0	0	0	0	0
Sep 17	vs. Washington*	P	5	70	14.0	19	0	0	0
Sep 24	at San Diego	S	2	9	4.5	6	0	0	0
Oct 1	at Seattle	S	2	23	11.5	12	0	0	0
Oct 8	at New England*	P	2	28	14.0	19	0	0	0
Oct 16	vs. Oakland*	P	1	14	14.0	14	0	1	2
Oct 22	vs. Kansas City	S	2	17	8.5	12	0	0	0
Nov 5	Arizona*	P	1	23	23.0	23t	1	0	6
Nov 12	at Philadelphia	P	0	0	0.0	0	0	0	0
Nov 19	vs. San Diego*	P	1	18	18.0	18	0	0	0
Nov 26	at Houston	P	2	29	14.5	17	0	0	0
Dec 3	vs. Jacksonville	P	3	48	16.0	24	0	0	0
Dec 10	vs. Seattle	P	1	13	13.0	13	0	0	0
Dec 17	at Kansas City	P	4	34	8.5	14	0	0	0
Dec 24	at Oakland*	S	9	99	11.0	27	1	0	6
<b>1995 Regular Season Totals</b>			<b>16/5</b>	<b>39</b>	<b>477</b>	<b>12.2</b>	<b>35</b>	<b>2</b>	<b>1 14</b>

1996	DENVER		RECEIVING					SCORING	
Date	Opponent	P/S	No.	Yds.	Avg.	LG	TD	2pt.	Pts.
Sep 1	vs. NY Jets*	S	4	61	15.3	39t	1	0	6
Sep 8	at Seattle*	S	3	26	8.7	11	0	0	0
Sep 15	vs. Tampa Bay*	S	2	21	10.5	12	0	0	0
Sep 22	at Kansas City	S	0	0	0.0	0	0	0	0
Sep 29	at Cincinnati*	S	5	80	16.0	34	0	0	0
Oct 6	vs. San Diego*	S	5	58	11.6	31	1	0	6
Oct 20	vs. Baltimore*	S	7	76	10.9	33	3	0	18
Oct 27	vs. Kansas City*	S	1	10	10.0	10	0	0	0
Nov 4	at Oakland*	S	0	0	0.0	0	0	0	0
Nov 10	vs. Chicago*	INACTIVE — LOWER BACK							
Nov 17	at New England*	S	2	24	12.0	19	0	0	0
Nov 24	at Minnesota*	S	6	83	13.8	29	1	0	6
Dec 1	vs. Seattle*	S	5	43	8.6	12	1	0	6
Dec 8	at Green Bay	S	3	41	13.7	27	0	0	0
Dec 15	vs. Oakland*	S	3	20	6.7	9	0	0	0
Dec 22	at San Diego	S	2	10	5.0	7	0	0	0
<b>1996 Regular Season Totals</b>			<b>15/15</b>	<b>48</b>	<b>553</b>	<b>11.5</b>	<b>39t</b>	<b>7</b>	<b>0 42</b>
Jan 4	vs. Jacksonville†	S	5	54	10.8	15t	1	0	6
<b>1996 Postseason Totals</b>			<b>1/1</b>	<b>5</b>	<b>54</b>	<b>10.8</b>	<b>15t</b>	<b>1</b>	<b>0 6</b>

†AFC Divisional Playoff

1997	DENVER		RECEIVING					SCORING	
Date	Opponent	P/S	No.	Yds.	Avg.	LG	TD	2pt.	Pts.
Aug 31	vs. Kansas City*	S	2	37	18.5	20	0	0	0
Sep 7	at Seattle*	S	8	93	11.6	21t	2	0	12
Sep 14	vs. St. Louis*	S	1	23	23.0	23t	1	0	6
Sep 21	at Cincinnati*	S	4	62	15.5	32t	1	0	6
Sep 28	at Atlanta*	S	4	48	12.0	16	0	0	0
Oct 6	vs. New England*	S	3	26	8.7	9	0	0	0
Oct 19	at Oakland	S	3	61	20.3	28t	1	0	6
Oct 26	at Buffalo*	S	1	17	17.0	17	0	0	0
Nov 2	vs. Seattle*	S	1	8	8.0	8	0	0	0
Nov 9	vs. Carolina*	S	0	0	0.0	0	0	0	0
Nov 16	at Kansas City	S	2	16	8.0	12	0	0	0
Nov 24	vs. Oakland*	S	4	51	12.8	35	0	0	0
Nov 30	at San Diego*	S	7	111	15.9	29	2	0	12
Dec 7	at Pittsburgh	INACTIVE — HAMSTRING							
Dec 15	at San Francisco	S	1	5	5.0	5	0	0	0
Dec 21	vs. San Diego*	S	4	32	8.0	12	1	0	6
<b>1997 Regular Season Totals</b>			<b>15/15</b>	<b>45</b>	<b>590</b>	<b>13.1</b>	<b>35</b>	<b>8</b>	<b>0 48</b>
Dec 27	Jacksonville* <sup>‡</sup>	S	2	33	16.5	25	0	0	0
Jan 4	at Kansas City*†	S	3	56	18.7	43	0	0	0
Jan 11	at Pittsburgh*§	S	5	37	7.4	11	1	0	6
Jan 25	Green Bay*‡	S	2	45	22.5	36	0	0	0
<b>1997 Postseason Totals</b>			<b>4/4</b>	<b>12</b>	<b>171</b>	<b>14.3</b>	<b>43</b>	<b>1</b>	<b>0 6</b>

†AFC Wild Card Playoff, ‡AFC Divisional Playoff, §AFC Championship Game, ‡Super Bowl XXXII

1998	DENVER		RECEIVING					SCORING	
Date	Opponent	P/S	No.	Yds.	Avg.	LG	TD	2pt.	Pts.
Sep 7	vs. New England*	S	7	97	13.9	44	0	0	0
Sep 13	vs. Dallas*	S	5	117	23.4	38	0	0	0
Sep 20	at Oakland*	S	5	44	8.8	13t	2	0	12
Sep 27	at Washington*	S	4	74	18.5	41	1	0	6
Oct 4	vs. Philadelphia*	S	2	60	30.0	48	1	0	6
Oct 11	at Seattle	S	1	5	5.0	5	0	0	0
Oct 25	vs. Jacksonville*	S	3	92	30.7	41t	1	0	6
Nov 1	at Cincinnati*	S	7	133	19.0	33	1	0	6
Nov 8	vs. San Diego*	S	9	133	14.8	32	1	0	6
Nov 16	at Kansas City*	S	1	19	19.0	19	0	0	0
Nov 22	vs. Oakland*	INACTIVE — HAMSTRING							
Nov 29	at San Diego*	S	5	74	14.8	37t	2	0	12
Dec 6	vs. Kansas City*	S	6	103	17.2	48	1	0	6
Dec 13	at N.Y. Giants	S	3	24	8.0	9	0	0	0
Dec 21	at Miami	S	3	42	14.0	21	0	0	0
Dec 27	vs. Seattle*	S	3	36	12.0	22	0	0	0
<b>1998 Regular Season Totals</b>			<b>15/15</b>	<b>64</b>	<b>1,053</b>	<b>16.5</b>	<b>48</b>	<b>10</b>	<b>1 62</b>
Jan 9	vs. Miami*†	S	3	52	17.3	33	0	0	0
Jan 17	vs. N.Y. Jets*§	S	3	66	33.0	47	0	0	0
Jan 31	vs. Atlanta*‡	S	5	72	14.4	25	0	0	0
<b>1998 Postseason Totals</b>			<b>3/3</b>	<b>11</b>	<b>190</b>	<b>17.3</b>	<b>47</b>	<b>0</b>	<b>0 0</b>

†AFC Divisional Playoff, §AFC Championship Game, ‡Super Bowl XXXIII

1999	DENVER			RECEIVING				SCORING		
Date	Opponent	P/S	No.	Yds.	Avg.	LG	TD	2pt.	Pts.	
Sep 13	vs. Miami	S	6	105	17.5	61t	3	0	18	
Sep 19	at Kansas City	S	4	44	11.0	16	0	0	0	
Sep 26	at Tampa Bay	S	3	26	8.7	13	1	0	6	
Oct 3	vs. N.Y. Jets	S	3	17	5.7	6	0	0	0	
Oct 10	at Oakland*	S	5	88	17.6	35	0	0	0	
Oct 17	vs. Green Bay*	S	5	116	23.2	78t	2	0	12	
Oct 24	at New England	S	5	111	22.2	41	0	0	0	
Oct 31	vs. Minnesota	S	2	18	9.0	11	0	0	0	
Nov 7	at San Diego*		INACTIVE — KNEE BRUISE							
Nov 14	at Seattle	S	6	125	20.8	42	1	0	6	
Nov 22	vs. Oakland*	S	7	82	11.7	24	0	0	0	
Dec 5	vs. Kansas City	S	3	66	22.0	24	0	0	0	
Dec 13	at Jacksonville	S	6	61	10.2	20	0	0	0	
Dec 19	vs. Seattle*	S	3	40	13.3	20	0	0	0	
Dec 25	at Detroit*	S	7	65	9.3	17	0	0	0	
Jan 2	vs. San Diego	S	6	54	9.0	20	0	0	0	
1999 Regular Season Totals			15/15	71	1,018	14.3	78t	7	0	42

2000	DENVER			RECEIVING				SCORING		
Date	Opponent	P/S	No.	Yds.	Avg.	LG	TD	2pt.	Pts.	
Sep 4	at St. Louis	S	7	115	16.4	35	0	0	0	
Sep 10	vs. Atlanta*	S	1	5	5.0	5	0	0	0	
Sep 17	at Oakland*	S	7	92	13.1	35	1	0	6	
Sep 24	vs. Kansas City	S	2	20	10.0	15	0	0	0	
Oct 1	vs. New England	S	9	91	10.1	21	0	1	2	
Oct 8	at San Diego*	S	10	71	7.1	14	2	0	12	
Oct 15	vs. Cleveland*	S	5	129	25.8	61	0	0	0	
Oct 22	at Cincinnati	S	10	136	13.6	25	0	0	0	
Nov 5	at New York Jets*	S	6	96	16.0	47t	2	0	12	
Nov 13	vs. Oakland*	S	7	58	8.3	21	0	0	0	
Nov 19	vs. San Diego*	S	10	148	14.8	40	2	0	12	
Nov 26	at Seattle*	S	3	33	11.0	13	0	0	0	
Dec 3	at New Orleans*	S	3	56	18.7	26	0	0	0	
Dec 10	vs. Seattle*	S	8	112	14.0	41	1	0	6	
Dec 17	at Kansas City	S	8	84	10.5	21	0	0	0	
Dec 23	vs. San Francisco*	S	5	71	14.2	25t	1	0	6	

2000 Regular Season Totals			16/16	101	1,317	13.0	61	9	1	56
Dec 31	at Baltimore <sup>3</sup>	S	8	75	9.4	16	0	0	0	0

2000 Postseason Totals			1/1	8	75	9.4	16	0	0	0
------------------------	--	--	-----	---	----	-----	----	---	---	---

<sup>3</sup>AFC Wild Card Playoff

2001	DENVER			RECEIVING				SCORING		
Date	Opponent	P/S	No.	Yds.	Avg.	LG	TD	2pt.	Pts.	
Sep 10	vs. N.Y. Giants*	S	6	94	15.7	28	1	0	6	
Sep 23	at Arizona*		INJURED RESERVE (LEFT LEG)							
Sep 30	vs. Baltimore		INJURED RESERVE (LEFT LEG)							
Oct 7	vs. Kansas City*		INJURED RESERVE (LEFT LEG)							
Oct 14	at Seattle		INJURED RESERVE (LEFT LEG)							
Oct 21	at San Diego		INJURED RESERVE (LEFT LEG)							
Oct 28	vs. New England*		INJURED RESERVE (LEFT LEG)							
Nov 5	at Oakland		INJURED RESERVE (LEFT LEG)							
Nov 11	vs. San Diego*		INJURED RESERVE (LEFT LEG)							
Nov 18	vs. Washington		INJURED RESERVE (LEFT LEG)							
Nov 22	at Dallas*		INJURED RESERVE (LEFT LEG)							
Dec 2	at Miami		INJURED RESERVE (LEFT LEG)							
Dec 9	vs. Seattle*		INJURED RESERVE (LEFT LEG)							
Dec 16	at Kansas City		INJURED RESERVE (LEFT LEG)							
Dec 30	vs. Oakland*		INJURED RESERVE (LEFT LEG)							
Jan 6	at Indianapolis		INJURED RESERVE (LEFT LEG)							
2001 Regular Season Totals			1/1	6	94	15.7	28	1	0	6

2002	DENVER			RECEIVING				SCORING		
Date	Opponent	P/S	No.	Yds.	Avg.	LG	TD	2pt.	Pts.	
Sep 8	vs. St. Louis*	S	2	50	25.0	27	1	0	6	
Sep 15	at San Francisco*	S	2	11	5.5	6	0	0	0	
Sep 22	vs. Buffalo*	S	3	35	11.7	24	0	0	0	
Sep 30	at Baltimore	S	8	90	11.3	13	0	0	0	
Oct 6	vs. San Diego*	S	6	113	18.8	69t	1	0	6	
Oct 13	vs. Miami	S	5	61	12.2	22	0	0	0	
Oct 20	at Kansas City*	S	1	4	4.0	4	0	0	0	
Oct 27	at New England*	S	8	116	14.5	21	0	0	0	
Nov 11	vs. Oakland	S	6	54	9.0	20	0	0	0	
Nov 17	at Seattle*	S	4	36	9.0	20	0	0	0	
Nov 24	vs. Indianapolis	S	2	29	14.5	25	0	0	0	
Dec 1	at San Diego	S	7	126	18.0	46	0	0	0	
Dec 8	at New York Jets	S	3	32	10.7	15	0	0	0	
Dec 15	vs. Kansas City*	S	2	11	5.5	6	0	0	0	
Dec 22	at Oakland	S	3	23	7.7	15	0	0	0	
Dec 29	vs. Arizona*	S	7	112	16.0	52	0	0	0	
2002 Regular Season Totals			16/16	69	903	13.2	78t	2	0	12

### ED McCAFFREY'S 100-YARD RECEIVING GAMES (19)

\*denotes win

Date	Opponent	Rec.	Yds.	Avg.	LG	TD
11/26/92	at Dallas	6	105	17.5	44	0
11/30/97	at San Diego*	7	111	15.9	29	2
9/14/98	vs. Dallas*	5	117	23.4	38	0
11/1/98	at Cincinnati*	7	133	19.0	33	1
11/8/98	vs. San Diego*	9	133	14.8	32	1
12/6/98	vs. Kansas City*	6	103	17.2	48	1
9/13/99	vs. Miami	6	105	17.5	61t	3
10/17/99	vs. Green Bay*	5	116	23.2	78t	2
10/24/99	at New England	5	111	22.2	41	0
11/14/99	at Seattle	6	125	20.8	42	1
9/4/00	at St. Louis	7	115	16.4	35	0
10/15/00	vs. Cleveland*	5	129	25.8	61	0
10/22/00	at Cincinnati	10	136	13.6	25	0
11/19/00	vs. San Diego*	10	148	14.8	40	2
12/10/00	vs. Seattle*	8	112	14.0	41	1
10/6/02	vs. San Diego*	6	113	18.8	69t	1
10/27/02	at New England*	8	116	14.5	21	0
12/1/02	at San Diego	7	126	18.0	46	0
12/29/02	vs. Arizona*	7	112	16.0	52	0

### VINCE LOMBARDI TROPHY

The Denver Broncos claimed back-to-back World Championships with their 31-24 defeat of Green Bay in Super Bowl XXXII and their 34-19 triumph over Atlanta in Super Bowl XXXIII. The franchise now owns two Vince Lombardi Trophies, which are displayed in the lobby of the Paul D. Bowlen Memorial Broncos Centre. The sterling silver trophies are created by Tiffany & Company, named for the late Vince Lombardi before Super Bowl V. Each trophy is a regulation-size silver football mounted in a kicking position on a pyramid-like stand of three concave sides. The trophy stands 20.75 inches tall, weighs 107.3 ounces, and is valued in excess of \$10,000. Each is engraved with the words "Vince Lombardi Trophy" above an NFL Shield. Below that is the engraving of the particular Super Bowl (XXXII and XXXIII), "AFC vs. NFC," the score of the game, the date and the location.



## ED McCAFFREY VS. THE NFL

	G/S	Rec.	Yds.	Avg.	LG	TD	100 Yards
Denver	2/0	3	27	9.0	15	0	0
Kansas City	15/12	38	465	12.2	48	1	1
Oakland	14/11	65	726	11.2	35	5	0
San Diego	13/11	75	980	13.1	69t	12	5
<b>AFC West</b>	<b>44/34</b>	<b>181</b>	<b>2,198</b>	<b>12.1</b>	<b>69t</b>	<b>18</b>	<b>6</b>
Buffalo	4/3	9	127	14.1	35	0	0
Miami	4/3	14	208	14.9	61t	3	1
New England	7/6	36	493	13.7	44	0	2
N.Y. Jets	5/5	21	249	11.9	47t	3	0
<b>AFC East</b>	<b>20/17</b>	<b>80</b>	<b>1,077</b>	<b>13.5</b>	<b>61t</b>	<b>6</b>	<b>3</b>
Baltimore	2/2	15	166	11.1	33	3	0
Cincinnati	5/4	28	426	15.2	34	2	2
Cleveland	2/1	5	129	25.8	61	0	1
Pittsburgh	1/0	2	20	10.0	13	0	0
<b>AFC North</b>	<b>10/7</b>	<b>50</b>	<b>741</b>	<b>14.8</b>	<b>61</b>	<b>5</b>	<b>3</b>
Houston	0/0	0	0	0.0	—	0	0
Indianapolis	2/1	4	42	10.5	25	0	0
Jacksonville	3/2	12	201	16.8	41t	1	0
Tennessee	2/0	2	29	14.5	17	0	0
<b>AFC South</b>	<b>7/3</b>	<b>18</b>	<b>272</b>	<b>15.1</b>	<b>41t</b>	<b>1</b>	<b>0</b>
<b>AFC Totals</b>	<b>81/61</b>	<b>329</b>	<b>4,364</b>	<b>13.0</b>	<b>69t</b>	<b>30</b>	<b>12</b>
Arizona	8/1	15	229	15.3	52	3	1
St. Louis	8/3	15	225	15.0	35	2	1
San Francisco	5/3	13	143	11.0	25t	1	0
Seattle	14/12	49	600	12.2	42	6	2
<b>NFC West</b>	<b>35/19</b>	<b>92</b>	<b>1,197</b>	<b>13.0</b>	<b>52</b>	<b>12</b>	<b>4</b>
Dallas	9/2	21	373	17.8	44	0	2
N.Y. Giants	2/2	9	118	13.1	28	1	0
Philadelphia	9/2	17	225	13.2	48	4	0
Washington	9/1	19	260	13.7	41	2	0
<b>NFC East</b>	<b>29/7</b>	<b>66</b>	<b>976</b>	<b>14.8</b>	<b>48</b>	<b>7</b>	<b>2</b>
Chicago	3/0	6	61	10.2	21	0	0
Detroit	2/1	8	73	9.1	17	0	0
Green Bay	3/3	9	183	20.3	78t	2	1
Minnesota	3/2	13	160	12.3	32	2	0
<b>NFC North</b>	<b>11/6</b>	<b>36</b>	<b>477</b>	<b>13.3</b>	<b>78t</b>	<b>4</b>	<b>1</b>
Atlanta	4/2	5	53	10.6	16	0	0
Carolina	1/1	0	0	—	0	0	0
New Orleans	4/1	4	75	18.8	26	0	0
Tampa Bay	5/2	14	161	11.5	31	2	0
<b>NFC South</b>	<b>14/6</b>	<b>23</b>	<b>289</b>	<b>12.6</b>	<b>31</b>	<b>2</b>	<b>0</b>
<b>NFC Totals</b>	<b>89/38</b>	<b>217</b>	<b>2,939</b>	<b>13.5</b>	<b>78t</b>	<b>55</b>	<b>7</b>
<b>NFL Totals</b>	<b>173/102</b>	<b>546</b>	<b>7,227</b>	<b>13.2</b>	<b>78t</b>	<b>55</b>	<b>19</b>
Home	87/52	264	3,665	13.9	78t	32	10
Road	86/50	282	3,562	12.6	47t	23	9
Grass	116/82	404	5,346	13.2	78t	41	11
Turf	57/20	142	1,881	13.2	44	12	4
Outdoors	158/93	492	6,496	13.2	78t	50	17
Domes	15/9	54	731	13.5	42	5	2
All Sun. Games	142/84	439	5,911	13.5	78t	49	16
Sunday Nights	14/8	43	606	14.1	42	6	2
Mondays	24/15	89	1,075	12.1	61t	5	2
Thursdays	1/1	6	105	17.5	44	0	1
Saturdays	6/2	12	136	11.3	25t	1	0
Wins	109/66	340	4,680	13.8	78t	46	12
Losses	64/36	206	2,547	12.4	61t	9	7
August	1/1	2	37	18.5	20	0	0
September	44/27	137	1,979	14.4	61t	15	3
October	41/25	133	1,816	13.7	78t	16	6
November	42/24	133	1,811	13.6	47t	16	6
December	43/24	134	1,634	12.2	48	8	4
January	2/1	7	63	9.0	20	0	0

## WILLIE MIDDLEBROOKS

6-1 • 200 • 3RD YR. • MINNESOTA

**BORN:** February 12, 1979 in Miami, Fla.  
**HIGH SCHOOL:** Homestead High School, Homestead, Fla.  
**RESIDES:** Aurora, Colo.  
**ACQUIRED:** Draft #1 (24th overall), 2001  
**PRO YEAR:** 3rd • **YEAR WITH BRONCOS:** 3rd  
**NFL GAMES PLAYED/STARTED:** 23/0

23

CORNERBACK



Willie Middlebrooks enters his third NFL season looking to continue the growth he showed the past two seasons. Beset by nagging injuries throughout his rookie season, he played in just eight games, but came back and played in 15 games in 2002. He underwent ankle surgery in March 2002, to clean up bone spurs and calcium deposits. He was the 24th overall selection in the 2001 NFL Draft out of Minnesota.

**2002:** Middlebrooks played on special teams in 15 games and led the Broncos with 16 special teams tackles. He posted a season-high three special teams stops at Balt. (9/30), and added two more vs. Mia. (10/13) and at Sea. (11/17). Middlebrooks was declared inactive for the San Diego game (12/1).

**2001:** Middlebrooks played in eight games on special teams. He saw action in the first four games, was declared inactive for seven of the next eight and then played in each of the final four games: vs. Sea., 12/9; at K.C., 12/16; vs. Oak., 12/30 and at Ind. (1/6). He was active but did not play at S.D., 10/21.

**COLLEGE:** Middlebrooks was a three-year starter and first-team All-Big Ten selection in 2000 at Minnesota. He entered the NFL Draft after his junior season, having played in 30 games (26 starts) and tallied 127 tackles (112 solo), four interceptions (55 ret. yds.; 1 TD), 30 passes defended and one fumble recovery. He missed the final portion of his last season because of a broken left fibula suffered in the eighth game. Middlebrooks was voted second-team All-Big Ten as a sophomore, and redshirted in 1997. He was an inter-college programs major.

**PERSONAL:** Middlebrooks was the District 16-6A Most Valuable Player and named to the All-Dade County team and first-team Class 6A all-state team as a senior cornerback at Homestead (Fla.) High School. He recorded 97 tackles with three interceptions and recovered three fumbles. One of his prep highlights was an interception to clinch a win vs. South Dade during his junior year. Middlebrooks was a three-year letterwinner on the gridiron and was an honorable mention all-state performer in track. Willie Frank Middlebrooks was born Feb. 12, 1979 in Miami, Fla.

## MIDDLEBROOKS' REGULAR SEASON RECORD

Year	Club	G	S	UT	A	TT	S-Yds.	I-Yds.	PD	FF	FR	TD-Int.	TD-FR	S	Pts.
2001	Denver	8	0	0	0	0	0-0	0-0	0	0	0	0	0	0	0
2002	Denver	15	0	0	0	0	0-0	0-0	0	0	0	0	0	0	0
<b>CAREER TOTALS</b>		<b>23</b>	<b>0</b>	<b>0</b>	<b>0</b>	<b>0</b>	<b>0-0</b>	<b>0-0</b>	<b>0</b>	<b>0</b>	<b>0</b>	<b>0</b>	<b>0</b>	<b>0</b>	<b>0</b>

**ADDITIONAL STATISTICS:** Special teams tackles — 2002 (16).

## THE CHOSEN FEW

The Arizona/St. Louis Cardinals franchise is the only one to have never beaten the Broncos in regular or postseason play. The Cardinals (0-4), Carolina (0-1), Green Bay (0-6) and Indianapolis (0-5) have never beaten the Broncos in Denver in regular or postseason play, while the Cardinals (0-1-1) are the only team to whom Denver has never lost on the road.

(\*Note: Denver has not played Carolina on the road).

**JOHN MOBLEY****6-1 • 236 • 8TH YR. • KUTZTOWN****BORN:** October 10, 1973 in Chester, Pa.**HIGH SCHOOL:** Chichester High School, Chester, Pa.**RESIDES:** Parker, Colo.**ACQUIRED:** Draft #1 (15th overall), 1996**PRO YEAR:** 8th • **YEAR WITH BRONCOS:** 8th**NFL GAMES PLAYED/STARTED:** 97/95 • **POSTSEASON:** 9/9**51****LINEBACKER**

John Mobley came to the Broncos in 1996, and since then, has developed into a pillar of consistency on the defense. He has posted at least 132 tackles and led the team in four of his seven seasons in the NFL. Mobley is the team's starter at strongside linebacker for the second straight year after six years at weakside. In 2002, Mobley had another great campaign, picking up 142 total tackles (106 solo), one sack, seven passes defended and two fumble recoveries. He has started 95 of the 97 games in which he has played and posted 808 tackles (593 solo), including 10.5 sacks (-63), with 46 passes defended, 10 forced fumbles, seven fumble recoveries and five interceptions (45 ret. yds.). He has scored one touchdown, on a 13-yard interception return in 1997 (vs. N.E., 10/6), and earned his first All-NFL honors that season with selections by *The Associated Press*, *The Sporting News*, *Pro Football Weekly*, *Football Digest* and *College & Pro Football Newsweekly*. Mobley has one AFC Defensive Player of the Week award on his résumé, winning the honor for Week Six of the '97 season. He was named to the NCAA Division II Football Team of the Quarter Century (1973-1997) in 1998, joining the likes of Pro Football Hall of Famer Walter Payton and All-Pro performers Brent Jones, John Randle, Darrell Green and Greg Lloyd, and was added to his high school's Wall of Fame (Chichester HS/Chester, Pa.) in 2001. Mobley was the Broncos' first-round draft choice (No. 15 overall) out of Kutztown in 1996.

**2002:** Mobley—voted defensive captain by his teammates—started all 16 games at strongside linebacker and ranked third on the team in tackles with 142 (106 solo), including one sack (-9), as well as seven passes defended, two fumble recoveries and a forced fumble. He also made four special teams tackles. Mobley posted more than 130 tackles for the third year in a row and fifth time in the last six years, with the only exception being his 1999 season that was limited to two games because of a knee injury. Mobley's forced fumble came vs. K.C. (12/15) when he hit Chiefs running back Tony Richardson and knocked the ball loose, though it was recovered by the K.C. Mobley matched his season high with two passes defended at Sea. (11/17). He recorded his first pass defended against Mia. (10/13) and added two more a week later at K.C. (10/20). He recovered a Jamal Lewis fumble in the 4th qtr. at Balt. (9/30) to set up a Broncos touchdown. Mobley posted eight tackles (4 solo) vs. Buf. (9/22) and recorded his only sack of the season (-9 yds). He led the team with a season-high 12 stops (10 solo) in Wk. 2 at S.F. (9/15) after tying for the team lead with 12 (9 solo) in the opener vs. St. Louis (9/8). Mobley's first fumble recovery came at S.F. (9/15) after Jeff Garcia lost the ball on a snap from center. He underwent arthroscopic surgery on his right knee Jan. 8, 2003.

**2001:** Mobley started all 16 games at weakside linebacker and led the team in tackles for the fourth time in the last five years (also 1997-98, 2000) with 133 (101 solo), including one sack (-6), while also adding an interception, three passes defended, two forced fumbles and three fumble recoveries. He also made four tackles on special teams. Mobley and Al Wilson were voted defensive captains for the second half of the season, joining Bill Romanowski. For the fourth time in as many weeks, Mobley led the team in tackles in the season finale at Ind. (1/6) with a season best 13 (12 solo). A week earlier vs. Oak. (12/30) he tied with Eric Brown for game honors with 10 stops (7 solo), following an 11-tackle effort (7 solo) at K.C. (12/16). Mobley registered a team-high nine tackles vs. Sea. (12/9), while also making one on special teams. He recorded eight tackles (4 solo) at Mia. (12/2) and forced a fumble in the 2nd qtr. by Dolphins running back Lamar Smith that was recovered by Eric Brown. Mobley posted five solo tackles at Dal. (11/22), with two for losses, and also recovered a fumble that he returned 8 yds. to the Cowboys' 4-yd. line to set up a Broncos touchdown. Mobley registered his only sack of the season vs. Wash. (11/18), taking down Kent Graham on a 3rd-and-9 play for a 6-yd. loss. He also posted six tackles in the game and recovered his second fumble of the season. Mobley added to the Broncos' momen-

**OFF THE FIELD**

*John has served as spokesperson for the Broncos Bunch Kids Club, while also being involved in the Newspaper in Education program. He is also host to the annual John Mobley Football Camp.*

tum vs. S.D. (11/11) with a 17-yd. interception deep in Chargers territory that set up a touchdown to lead the Broncos into the half with a 20-0 lead. He also registered four solo tackles, one for a loss. Mobley landed six tackles at Oak. (11/5), raising his career total to 600, while knocking down his third pass in as many weeks. He led the team in tackles with 11 vs. N.E. (10/28), while knocking down one pass. At S.D. (10/21) Mobley posted a then-season-high 12 tackles (10 solo), caused one fumble and had one pass break-up. At Sea. (10/14), Mobley posted eight tackles and recovered a fumble inside the Broncos 10-yd. line to thwart a Seahawks scoring opportunity. He made eight stops (6 solo) at Ariz. (9/23) after opening the season vs. the Giants (9/10) with a team-high nine tackles (7 solo).

**2000:** Mobley played in 15 games and started 14 at weakside linebacker, and led the team in tackles with 133 (92 solo), including two sacks (-16), while also adding two forced fumbles, an interception and a team-leading 10 passes defended. He also had two tackles on special teams. Mobley posted a career-high 16 tackles at K.C. (12/17), and forced a fumble. His previous best was 15 tackles, accomplished twice in 1997 (9/21 vs. Cin., and Oct. 6 vs. N.E.). Mobley did not start but saw significant action at N.O. (12/3) just six days after having surgery on his right thumb. Glenn Cadrez started in his place as Mobley played with a large cast on his hand and still managed to post five solo tackles. Mobley's first sack came at Sea. (11/26) on Brock Huard (-5) in the game in which he fractured his thumb. He underwent surgery Nov. 27 to insert a pin in the thumb. His second sack came in the finale vs. S.F. (12/23) when he dropped Jeff Garcia for an 11-yd. loss. Mobley posted a then-season-high 14 tackles vs. N.E. (10/1), a week after posting his previous high of 12 tackles vs. K.C. (9/24). His interception came at Oak. (9/17) on the Raiders initial possession of the second half, with the score tied 24-24. Mobley intercepted the ball in the end zone and turned the momentum for the Broncos as the defense shut out the Raiders in the second half. He started his first game in nearly a year in Week 2 vs. Atlanta (9/10) and led the team with 10 tackles (6 solo) and two passes defended. Mobley was declared inactive (Mon.) for Denver's Week 1 clash at St. Louis (9/4), as he continued to recover from arthroscopic knee surgery (right). Mobley began training camp on schedule with the club after season-ending knee surgery in 1999, but underwent arthroscopic surgery on his right knee Aug. 4 and missed all four preseason games. Mobley started at weakside linebacker in the AFC Wild Card Game at Balt. (12/31) and posted six solo tackles.

**1999:** Mobley was placed on injured reserve Sept. 22 after suffering a season-ending tear of his right anterior cruciate ligament in the 1st qtr. of Denver's Week 2 loss at K.C. (9/19). He underwent surgery Sept. 28. Mobley started at weakside linebacker in each of the first two games and posted 13 tackles (10 solo) with one pass defended. He led the team in the opener with 11 stops (9 solo).

**1998:** Mobley started at weakside linebacker in 15 of the 16 games and led the team for the second straight year with 132 tackles (105 solo), including one sack (-7), two forced fumbles, one fumble recovery, one interception and a career best 13 passes defended, third most on the team. The sack came at Oakland (9/20) in the fourth quarter. He has also recorded six tackles on special teams (high of 2 at Miami, 12/21 and vs. Phila., 10/4). Mobley recorded double-figure tackle totals in back-to-back games early in the season (11 vs. Dallas, 9/13; and 10 at Oakland, 9/20), and strung together three more later in the season (12 vs. S.D., 11/8; 10 at K.C., 11/16 and 12 vs. Oak., 11/22). Overall he posted no fewer than five tackles in every game of the season. Mobley strained his right hamstring in practice Sept. 24, but was able to start at Washington three days later. His only non-start came at Seattle (10/11) when the Seahawks opened the game in a three-wide receiver alignment. Mobley recorded seven tackles (5 solo) at Cincinnati (11/1), to go along with a forced fumble and a career-high four passes defended. He stepped up big and stripped Bengals RB Corey Dillon of the ball at the Broncos' 3-yd. line late in the 1st qtr., as Bill Romanowski fell on the fumble to squelch a potential Cincinnati scoring drive. Mobley posted a season-high 12 tackles the next week vs. San Diego (11/8), including 10 solo stops, and tied his season high vs. Oakland (11/22), including 9 solo stops. His third career interception came at San Diego (11/29), on an errant Craig Whelihan pass late in the first half. Mobley's fumble recovery came at the Giants (12/13) in the 4th qtr. after WR Ike Hilliard lost control of the football. He missed the preseason finale (at Tenn., 8/29) to rest a hyperextended left knee, injured vs. Green Bay (8/24). Mobley started at weakside linebacker in all three postseason games and tied for fourth on the team with 14 tackles (10 solo), including one sack (-6), as well as two passes defended and a fumble recovery. In the AFC Divisional Playoff Game vs. Miami (1/9) he made two solo tackles with one pass defended. He contributed nine tackles (7 solo) in the AFC Championship Game vs. the Jets (1/17), along with a pass defended and his one fumble recovery, which came after Bill Romanowski knocked the ball out of Keith Byars' hands at the Broncos' 13-yd. line. Mobley's first career postseason sack came in Super Bowl XXXIII vs. Atlanta, among three total tackles (1 solo). The sack of Chris Chandler came midway through the 3rd qtr. for a 6-yd. loss.

**1997:** Mobley—named first-team All-NFL by the Associated Press, *The Sporting News*, *Pro Football Weekly* and *Football Digest*; and second-team by *College & Pro Football Newsweekly* — started all 16 games at weakside linebacker and continued to blossom in his second NFL season, putting together a performance as outstanding as that of any other linebacker in the NFL. He led the team with 162 tackles (113 solo), including four sacks (-23), one interception which he returned for a touchdown (13 yds.), three forced fumbles, one fumble recovery and eight pass breakups, while also adding seven tackles on special teams. He posted double-figures in tackles a remarkable nine times in 16 games. In the regular season opener vs. Kansas City Mobley led the team with nine tackles (6 solo) in Denver's 19-3 victory. The game held extra significance for Mobley, as his father, Lee, watched him play in person for the first time since his sophomore year in high school (1990). Lee has been in a nursing home for seven years since suffering a stroke. The following week at Seattle (9/7) he made five tackles (3 solo) and one pass defended in Denver's 35-14 win. The next week vs. St. Louis (9/14) he recorded his first sack of the year (-4), among seven tackles (5 solo) he made on the day. In Week Three vs. Cincinnati (9/21) Mobley registered a career-high 15 tackles (11 solo) in an outstanding performance that included his second sack of the season (-3) and a pass breakup. On Monday Night Football vs. New England (10/6) he had the best all-around game of his young career, tying a personal best with 15 tackles (12 solo; career high), snaring his second career interception and returning it 13 yards for a touchdown for a 14-0 lead, causing a fumble, breaking up a pass and making a tackle on special teams in Denver's 34-13 victory. His efforts were recognized with AFC Defensive Player of the Week honors from the NFL. He wasted no time making an impact on the game, ending the Patriots game-opening drive at the Broncos' 28-yard line when he knocked the ball loose from Terry Glenn after a 19-yard reception, setting up the Broncos first touchdown. He then scored the second himself when he picked off a Drew Bledsoe pass and waltzed 13 yards into the end zone for his first professional touchdown, igniting a fired-up Mile High Stadium crowd of 75,821. On Nov. 2 vs. Seattle he posted a team-high 13 tackles (11 solo), while also adding another on special teams in Denver's 30-27 victory. On Nov. 9 vs. Carolina he had another fine all-around day with seven tackles (3 solo), including a sack (-12), and the first fumble recovery of his career. His sack of Kerry Collins came in the first quarter, and early in the second quarter he pounced on a fumble caused by Allen Aldridge, halting a Panthers scoring threat at the Denver 10-yard line. The next Sunday at Kansas City (11/16) he posted his fifth double-figure tackle total of the season, recording 10, including a team-high eight solos in Denver's 24-22 loss. Against Oakland on Monday Night Football (11/24), Mobley had another outstanding performance in prime time, posting 10 tackles (8 solo), including his fourth sack of the year (-4), to go along with two pass breakups. He also forced a fumble by Napoleon Kaufman early in the third quarter after he chased down the speedy Kaufman from behind in the backfield, setting up a recovery by Mike Lodish at the Raiders 28. The Broncos responded with a field goal to up their lead to 24-3. The next Sunday at San Diego (11/30) he tied for the team-lead with nine tackles (6 solo), while adding a forced fumble and a pass breakup. He posted a team-high 12 tackles (5 solo) with one pass defended at Pittsburgh (12/7), and led the team again the following week at San Francisco on Monday Night Football (12/15) with 10 tackles (8 solo), while also adding one more on special teams. He closed out the regular season vs. San Diego (12/21) by posting a team-high 12 tackles (8 solo), while also adding one more on special teams. In the postseason Mobley started all four games at weakside linebacker and led the team with 24 tackles (21 solo), in addition to two passes defended and one special teams tackle. In the AFC Wild Card Playoff vs. Jacksonville (12/27) Mobley started at weakside linebacker and led the team with six tackles (4 solo). In Denver's 14-10 AFC Divisional Playoff at Kansas City (1/4/98), he led the team with seven solo tackles. In the AFC Championship Game at Pittsburgh (1/11) he posted five tackles (4 solo) with one pass defended, and also added one tackle on special teams in Denver's 24-21 victory. In Super Bowl XXXII vs. Green Bay (1/25) Mobley posted six solo tackles with one very huge pass defended in Denver's 31-24 victory. The pass break-up occurred on fourth-and-six from Denver's 31-yard line with 32 seconds remaining. Mobley stepped in front of Brett Favre's aerial that was intended for Mark Chmura and knocked it to the ground to seal Denver's first ever world championship.

**1996:** Mobley turned in an outstanding rookie season, starting all 16 regular season games and the Broncos' one playoff contest at weakside linebacker. He was named to NFL All-Rookie teams selected by *Pro Football Weekly*, *Football News* and *College & Pro Football Newsweekly*, finishing fifth on the team with 93 tackles (67 solo) and 1.5 sacks (-2). Mobley also broke up four passes, intercepted another (at Minnesota, 11/24) and added four tackles on special teams. He registered a season-high 12 tackles (9 solo) at Cincinnati (9/29), including his first career sack as he dropped Bengals quarterback Jeff Blake. He also came up big at New England (11/17), leading the team with eight solo tackles to spearhead a defensive effort that limited the Patriots' rushing attack to 17 yards in a 34-8 win. At Green Bay (12/8), Mobley made seven tackles (3 solo), knocked down two passes and combined with Michael

Dean Perry for the Broncos' only sack of Brett Favre. Mobley remained injury-free much of the season, missing significant time only during the San Diego game (10/6) when he strained a groin muscle in the first half. He started his first postseason game against Jacksonville (1/4/97) and came up with eight tackles (6 solo) and one pass defended. Mobley entered training camp second on the depth chart at weakside linebacker, but quickly cemented a starting position after producing a 14-tackle performance (12 solo) in the preseason opener at San Francisco (8/3). In that game, Mobley was all over the field in the second half and delivered a hit on Gino Torretta that knocked the 49ers' signal-caller out of the game. He finished the preseason with 19 tackles (16 solo), one interception and three pass break-ups.

**COLLEGE:** Mobley was a two-time Division II All-American (first-team 1995, second-team 1994), and was named Division II Player of the Year as a senior at Kutztown in 1995 by *The Poor Man's Guide to the NFL Draft*. He is the only player in the history of the Pennsylvania State Athletic Conference to named All-PSAC on both offense and defense. Mobley started all 41 games during his four-year career and made 387 tackles (198 solo), recovered eight fumbles, forced four, made eight interceptions with 22 pass deflections, registered 20 sacks (-169) and made 21 tackles-for-loss (-91). Offensively he carried the ball 12 times for 17 yards and five touchdowns, returned seven kickoffs for 226 yards (32.3) with a long of 69 yards, and returned 15 punts for 202 yards (13.5) with a long of 51 yards. In 1998 he was named to the NCAA Division II Football Team of the Quarter Century (1973-1997), joining the likes of Pro Football Hall of Famer Walter Payton and All-Pro performers Brent Jones, John Randle, Darrell Green and Greg Lloyd. Mobley was a telecommunications major. The school retired his No. 9 jersey May 11, 1999 on "John Mobley Day" at the university, as declared by the Borough of Kutztown and the Pennsylvania State Senate.

**PERSONAL:** Mobley earned third-team all-state, second-team All-Suburban and first-team All-Delco honors at Chichester High school in Chester, Pa. He and his wife, Rebecca, have two daughters, Jasmine (12) and Kameron Yvonne (5), and a son, Tyson Lee (2). The family makes its home in Parker, Colo. John Ulysses Mobley was born October 10, 1973 in Chester, Pa.

#### MOBLEY'S REGULAR SEASON RECORD

Year	Club	G	S	UT	A	TT	S-Yds.	I-Yds.	PD	FF	FR	TD-Int.	TD-FR	S	Pts.
1996	Denver	16	16	67	26	93	1.5-2	1-8	4	0	0	0	0	0	0
1997	Denver	16	16	112	50	162	4-23	1-13t	8	3	1	1	0	0	6
1998	Denver	16	15	105	27	132	1-7	1-(-2)	13	2	1	0	0	0	0
1999	Denver	2	2	10	3	13	0-0	0-0	1	0	0	0	0	0	0
2000	Denver	15	14	92	41	133	2-16	1-9	10	2	0	0	0	0	0
2001	Denver	16	16	101	32	133	1-6	1-17	3	2	3	0	0	0	0
2002	Denver	16	16	106	36	142	1-9	0-0	7	1	2	0	0	0	0
<b>CAREER TOTALS</b>		<b>97</b>	<b>95</b>	<b>593</b>	<b>215</b>	<b>808</b>	<b>10.5-63</b>	<b>5-45</b>	<b>46</b>	<b>10</b>	<b>7</b>	<b>1</b>	<b>0</b>	<b>0</b>	<b>6</b>

**ADDITIONAL STATISTICS:** Returned an interception 13 yards for a touchdown vs. New England (10/6/97). Special teams tackles — 1996 (2), 1997 (7), 1998 (6), 2000 (2), 2001 (4), 2002 (4), TOTAL (25).

#### MOBLEY'S POSTSEASON STATISTICS

Year	Club	G	S	UT	A	TT	S-Yds.	I-Yds.	PD	FF	FR	TD-Int.	TD-FR	S	Pts.
1996	Denver	1	1	6	2	8	0-0	0-0	1	0	0	0	0	0	0
1997	Denver	4	4	21	3	24	0-0	0-0	2	0	0	0	0	0	0
1998	Denver	3	3	10	4	14	1-6	0-0	2	0	1	0	0	0	0
2000	Denver	1	1	6	0	6	0-0	0-0	0	0	0	0	0	0	0
<b>CAREER TOTALS</b>		<b>9</b>	<b>9</b>	<b>43</b>	<b>9</b>	<b>52</b>	<b>1-6</b>	<b>0-0</b>	<b>5</b>	<b>0</b>	<b>1</b>	<b>0</b>	<b>0</b>	<b>0</b>	<b>0</b>

**ADDITIONAL STATISTICS:** Special teams tackles — 1997 (1).

#### PILING UP THE POINTS

Through the 2002 season, the Broncos have scored 13,770 points in 43 seasons of play and 644 regular season games (320 per season; 21.4 per game). The 10,000th point in franchise history was scored Oct. 31, 1993 by running back Robert Delpino when he plunged into the end zone from one yard out in the third quarter of Denver's 28-17 win over Seattle. The total was at 9,997 points before the touchdown. At Denver's current seasonal pace, the club will score its 15,000th point sometime during the 2007 season. The 13,000th point was scored in 2000.





## TOM NALEN

6-3 • 286 • 10TH YR. • BOSTON COLLEGE

**BORN:** May 13, 1971 in Boston, Mass.

**HIGH SCHOOL:** Foxboro High School, Foxboro, Mass.

**RESIDES:** Littleton, Colo.

**ACQUIRED:** Draft #7c (218th overall), 1994

**PRO YEAR:** 10th • **YEAR WITH BRONCOS:** 10th

**NFL GAMES PLAYED/STARTED:** 125/119 • **POSTSEASON:** 9/9

66

CENTER

Despite a minor setback last season, one in which he was placed on injured reserve, Tom Nalen has established himself as one of the most accomplished offensive linemen in Broncos history. The only lineman in the history of the franchise to play in four Pro Bowls (1997-2000), Nalen continues to solidify his place among the best centers in the National Football League. In 2002, Nalen started the first seven games at center before being placed on injured reserve, after undergoing surgery to repair a torn anterior cruciate ligament in his left knee. He has garnered numerous All-NFL honors over the past six seasons while providing leadership and stellar play as veteran the anchor of the Broncos' offensive line. That line played a crucial role in Denver's back-to-back World Championships in 1997 and '98, and has paved the way for a 1,000-yard rusher in seven of the last eight years, including Terrell Davis' 2,008-yard effort in '98, and Clinton Portis' 1,508 yards last year, when he won NFL Rookie of the Year honors. His four Pro Bowl selections are one more than the three trips to Honolulu earned by former tackle—and future Hall of Famer—Gary Zimmerman in Denver. Nalen entered the NFL in 1994 as the Broncos' third choice in the seventh round (No. 218 overall) of the draft.

**2002:** Nalen started the first seven games at center before being placed on injured reserve Oct. 22. He underwent surgery to repair a torn anterior cruciate ligament in his left knee Nov. 5 at the Steadman-Hawkins Clinic. Nalen suffered the injury with three minutes remaining in regulation at K.C. (10/20), a game the Broncos won overtime.

**2001:** Nalen started all 16 games at center, and played at a high level as he ran his streak of consecutive starts to 108.

**2000:** Nalen started at center in all 16 games. He was named All-NFL by the Associated Press for the second straight year, garnering first-team honors after a second-team showing last year. He was also voted to his fourth straight Pro Bowl appearance, the most by an offensive lineman in franchise history. Tackle Gary Zimmerman set the previous standard with three straight selections (1994-96). Nalen was named All-Pro by *USA Today*, *Sports Illustrated*, *The Sporting News* and *Football Digest*, and earned second-team honors from *College & Pro Football Newsweekly* as well as All-AFC kudos from *Pro Football Weekly* and *Football News*. Nalen also started at center in the AFC Wild Card Game at Balt. (12/31). Nalen underwent surgery to repair a hernia after the season.

**1999:** Nalen started at center in all 16 games, and was selected to his third consecutive Pro Bowl—first as a starter—while also garnering first-team All-NFL honors from *Football Digest* and *The Sporting News*, and second-team honors from the Associated Press. Nalen underwent successful surgery on his right knee Jan. 5, precluding him from playing in the Feb. 6, 2000 Pro Bowl.

**1998:** Nalen—selected All-NFL by *USA Today*—started at center in all 16 games and was selected to play in the Pro Bowl for the second straight season. He played an integral role on an outstanding offensive line that allowed just 25 sacks—the third-lowest total for a full season in franchise history, and the lowest since 1971—while paving the way for the only the fourth 2,000-yard rusher in NFL history

### NALEN AMONG GREATEST BRONCOS LINEMEN

Center Tom Nalen established his place among the most accomplished and highly regarded offensive linemen in Broncos history in 2000 by earning his fourth consecutive Pro Bowl invitation. Tackle Gary Zimmerman went to three consecutive Pro Bowls in the mid-1990s. Below is a look at the list of Broncos offensive linemen who have earned Pro Bowl berths since the game was first played in 1970 following the AFL-NFL merger.

#### Broncos Offensive Linemen to Earn Pro Bowl Berths

Player	Pos.	Year(s) Selected
Tom Nalen	C	1997-2000
Gary Zimmerman	T	1994-96
Tony Jones	T	1998
Mark Schlereth	G	1998

(Terrell Davis-2,008) and the league's second-ranked rushing attack at 154.3 yards per game. The Broncos set a team record for points in a season for the second year in a row, this time with 505. Nalen started at center in all three postseason games and helped pave the way for a rushing attack that averaged 183 yds.-per-game as Denver won Super Bowl XXXIII.

**1997:** Nalen started all 16 games at center and had a breakout season, being selected to his first Pro Bowl and earning second-team All-NFL honors from *College & Pro Football Newsweekly*. He provided not only youth, but also tremendous talent, to a veteran offensive line regarded among the league's best. He made his first career pass reception at Oakland (10/19), catching a John Elway pass for -1 yard after it was batted at the line of scrimmage by the Raiders' Chester McGlockton. The Broncos' offense set a team record by scoring 472 points in one season and led the NFL in total offense (367 yards per game) for the second straight year, leading the AFC for the third straight year. Nalen was part of a unit that powered Broncos running backs to 15 individual 100-yard performances over the 20-game regular and postseason slate. In the postseason Nalen started at center in all four games as part of an offensive line that dominated opponents and allowed Denver to control games with its rushing attack. The Broncos averaged 187 rushing yards per game in the postseason, and the offensive line was named NFL Offensive Player of the Week for Denver's Wild Card win over Jacksonville (12/27/97). Nalen, starting at center, playing an integral role in the offensive unit piling up club postseason records of 511 total yards and 42 points in Denver's 42-17 win over the Jaguars. The line played a key role in running back Terrell Davis earning MVP honors in the Super Bowl with 157 rushing yards and three rushing touchdowns.

**1996:** Nalen started all 16 regular season games at center, playing a key role on a unit that cleared the way for AFC rushing leader Terrell Davis (1,538 yards) and allowed just 31 sacks. He suffered a partial tear to his medial collateral ligament early in the Minnesota game (11/24) and was listed as questionable for the Seattle game (12/1) but did start. He also started Denver's lone playoff contest. The Broncos rushed for over 100 yards in a game on 10 occasions during the 1996 season, and topped the 200-yard mark on four of those occasions. Overall, the Broncos' offense was the most productive in football in 1996, averaging 361.9 yards per game.

**1995:** Nalen started 15 of the Broncos' 16 games, missing only the Week Four matchup at San Diego (9/24) while recovering from arthroscopic surgery to repair a lateral meniscus tear in his left knee suffered in the Washington game (9/17). He underwent arthroscopic surgery at the Steadman-Hawkins Clinic in Vail, Colo., Sept. 18, and was expected to miss three to four weeks, but returned to his starting position at Seattle (10/1). Behind the blocking of Nalen and the rest of the offensive line, Denver was able to rush for over 100 yards in a game 11 out of 16 times during the 1995 season, and produce a 1,000-yard rusher in rookie Terrell Davis (1,117).

**1994:** Nalen played in seven games for the Broncos, including a start at left guard in his first NFL appearance against the Rams (11/6). Nalen continued to make appearances on the offensive line over the remainder of the season. Nalen entered camp in July as a rookie draft choice out of Boston College, was waived just prior to the start of the regular season and then re-signed to the practice squad Sept. 6. He was signed to the active roster the week of the Rams game to start in place of an injured Jon Melander.

**COLLEGE:** Nalen was a three-year starter at Boston College, earning numerous honors that included third-team Associated Press All-America, second-team All-Big East, and first-team ECAC citations. He closed out his outstanding college career with appearances in the East-West Shrine and Senior Bowl games. In 1993 Nalen was an honorable mention All-American and All-Big East second-team pick by *The Poor Man's Guide* to the NFL Draft, starting all year and leading the way as the Eagles ranked fourth in the nation in total offense (506.4 yards per game). Nalen's blocking was a key factor in the Boston College upset win over Notre Dame in South Bend. Nalen started every game from 1991-93 after serving as the deep-snapper, backup center and then starting center for the last three games in 1990. He redshirted in '89.

**PERSONAL:** A native of Foxboro, Mass., Nalen lettered three times each in football and basketball and twice in track at Foxboro (Mass.) High School. He was All-Hockomock League and an all-state selection by the *Boston Globe*, *Boston Herald*, *Sun Chronicle* and *Patriot Ledger*, adding state Lineman of the Year honors as a senior. Tom led the team to a pair of Division III titles and played in the Shriners All-Star Game, serving as team captain in both football and basketball. An all-conference and team MVP in basketball, he was named to the Academic All-State team by the Massachusetts Basketball Coaches Association. Tom has his degree in accounting from Boston College. He and his wife, Denise, have a daughter, Delaney, and a son, Kyle, and make their home in Littleton, Colo. Thomas Andrew Nalen was born May 13, 1971 in Boston, Mass.

### NALEN'S REGULAR SEASON RECORD

Year	Club	G	S
1994	Denver	7	1
1995	Denver	15	15
1996	Denver	16	16
1997	Denver	16	16
1998	Denver	16	16
1999	Denver	16	16
2000	Denver	16	16
2001	Denver	16	16
2002	Denver	7	7
(placed on injured reserve 10/22)			
<b>CAREER TOTALS</b>		<b>125</b>	<b>119</b>

### NALEN'S POSTSEASON RECORD

Year	Club	G	S
1996	Denver	1	1
1997	Denver	4	4
1998	Denver	3	3
2000	Denver	1	1
<b>CAREER TOTALS</b>		<b>9</b>	<b>9</b>

**ADDITIONAL STATISTICS:** Nalen caught a tipped pass from John Elway for a 1-yard loss in 1997 (at Oakland, 10/19/97).



## DAN NEIL

6-2 • 285 • 7TH YR. • TEXAS

**BORN:** October 21, 1973 in Houston, Texas  
**HIGH SCHOOL:** Cypress Creek High School, Cypress Creek, Tex.  
**RESIDES:** Lone Tree, Colo.  
**ACQUIRED:** Draft #3 (67th overall), 1997  
**PRO YEAR:** 7th • **YEAR WITH BRONCOS:** 7th  
**NFL GAMES PLAYED/STARTED:** 81/78 • **POSTSEASON:** 4/4

# 62

**GUARD**

Clearing huge holes for Broncos' running backs to burst through has become the norm for guard Dan Neil. A model of consistency on the Broncos' highly-successful offensive line, Neil has emerged as not only a five-year starter, but a veteran leader on that unit. Neil was a major force on a line that helped paved the way for running back Clinton Portis to rush for a rookie-franchise record 1,508 yards on his way to earning NFL Offensive Rookie of the Year honors. In addition to that, over the past six seasons he has missed just two games and has helped clear the way for a 2,000-yard rushing season (Terrell Davis, 1998) and back-to-back 1,000-yard seasons by Broncos rookies in 1999 and 2000 (Olandis Gary and Mike Anderson). Neil had a breakthrough year in 1998, starting all 16 regular season and all three postseason games for the Broncos at right guard as Denver won its second straight World Championship. Neil seized the starting role in preseason and never relinquished it, giving the heralded Denver offensive line a much-needed infusion of young talent. Neil and his linemates played a key role in clearing holes for NFL MVP Davis, who posted the third-highest single-season rushing total in league history. He has played in 81 regular season games and started 78, and has also started in all four postseason games he has played. This past off-season, Neil underwent microfracture surgery on his right knee. Neil was selected by the Broncos in the third round (No. 67 overall) of the 1997 NFL Draft with a pick obtained in a trade with the New York Jets that allowed Denver to move up 21 places for the opportunity to select him.

**2002:** Neil started all 16 games at right guard. He left the game at S.D. (12/1) in the 3rd qtr. with a sprained left knee and did not return. Neil underwent arthroscopic surgery on the knee the next day (12/2) but did not miss a game, as he started six days later at the Jets (12/8). He underwent microfracture surgery on his left knee Jan. 13, 2003.

**2001:** Neil started 15 games at right guard, missing only the game at S.D. (10/21) when he was declared inactive because of a sprained ankle. He suffered the high ankle sprain vs. K.C. (10/7), and missed a few plays, but returned to finish the game.

### OFF THE FIELD

*One of Dan's hobbies is wood-working. He has made many pieces of furniture, including the cradle in which his two children, Alexandra and David, have slept.*

**2000:** Neil started at right guard in all 16 regular season games and the AFC Wild Card Game at Balt. (12/31). He turned in another solid season as the Broncos ranked No. 2 in the NFL in total offense while breaking several franchise records. Neil and his linemates cleared the way for running back Mike Anderson post the fifth best rushing total by a rookie in NFL history—1,487 yards—and score 15 touchdowns, while limiting opponents to just 30 sacks.

**1999:** Neil started at right guard in 15 games. He left the Detroit game (12/25) in the second half with a knee injury and was declared inactive for the season-finale a week later vs. San Diego (1/2). The sprain of his medial collateral ligament did not require surgery, but was estimated to need 4-6 weeks recovery time.

**1998:** Neil started all 16 games at right guard. He made his first professional start in the season-opener vs. New England (9/7). Neil played an integral role on an outstanding offensive line that allowed just 25 sacks—the third-lowest total for a full season in franchise history, and the lowest since 1971—while paving the way for only the fourth 2,000-yard rusher (Terrell Davis-2,008) in NFL history and the NFL's second most productive rushing attack at 154.3 yards per game. Neil started all three postseason contests at right guard and helped pave the way for a rushing attack that averaged 183 yds.-per-game en route to the Broncos' second straight Super Bowl win. He made his first career postseason start in the AFC Divisional Playoff Game vs. Miami (1/9).

**1997:** Neil was declared inactive for 10 of the 16 games in his rookie season and played in three. He was active for the first time as a pro vs. Seattle (11/2), but did not play, and then saw his first NFL action vs. Oakland (11/24) on Monday Night Football. He played on special teams and as a reserve at guard in the fourth quarter. Neil was slowed at the start of the season by a groin injury that required surgery Aug. 27. His other game action came on special teams in both games against San Diego (11/30 and 12/21). In the postseason Neil was declared inactive for all four games. Neil was chosen by the Broncos in the third round with the 67th overall selection.

**COLLEGE:** One of the strongest players in school history at Texas, Neil was a consensus All-America and all-conference selection as both a junior and senior, and was a finalist for the Outland Trophy in 1996. He started every game for four years after redshirting as a freshman in '92, bringing his total to 48 straight, the school's longest streak at the time. Neil won the team Iron Man title every year he was at Texas, and in 1995 received the school's D. Harold Byrd Leadership Award. Neil was a sports management major at Texas, where he earned Athletic Director's Honor Roll accolades in 1993 and was very active in Longhorn Community Service efforts.

**PERSONAL:** Neil was a *Parade* All-America selection and earned Class 5A first-team all-state honors at Cypress Creek High School in Cypress Creek, Texas. He was rated as the state's best offensive line prospect by Max Emfinger's *Blue Chip Illustrated* and Tom Lemming's *Prep Football Report*, and one of the top line prospects in the nation by most recruiting lists. Neil was also twice named all-district and received honorable mention All-America consideration from *USA Today*. He married his high school sweetheart, Amylyn, after the 1996 Sugar Bowl on January 6, 1996. Dan and Amylyn have a daughter, Alexandra Lee (4), and a son, David Garner (2). The family makes its home in Lone Tree, Colo. Amylyn's uncle, Larry Cox, played defensive tackle for the Broncos from 1966-68. Daniel Neil was born October 21, 1973 in Houston, Texas.

### NEIL'S REGULAR SEASON RECORD

Year	Club	G	S
1997	Denver	3	0
1998	Denver	16	16
1999	Denver	15	15
2000	Denver	16	16
2001	Denver	15	15
2002	Denver	16	16
<b>CAREER TOTALS</b>		<b>81</b>	<b>78</b>

### NEIL'S POSTSEASON RECORD

Year	Club	G	S
1998	Denver	3	3
2000	Denver	1	1
<b>CAREER TOTALS</b>		<b>4</b>	<b>4</b>

**DELTA O'NEAL****5-II • 190 • 4TH YR. • CALIFORNIA****BORN:** January 30, 1977 in Palo Alto, Calif.**HIGH SCHOOL:** Milpitas High School, Milpitas, Calif.**RESIDES:** Aurora, Colo.**ACQUIRED:** Draft #1 (15th overall), 2000**PRO YEAR:** 4th • **YEAR WITH BRONCOS:** 4th**NFL GAMES PLAYED/STARTED:** 48/30 • **POSTSEASON:** 1/0**24****CORNERBACK**

**D**eltha O'Neal, in 2002, completed his second year starting at cornerback for the Broncos, and continued to show why he is quickly developing into one of the league's top cover men. Leading the team in interceptions with five (70 ret. yards), including two which he returned for touchdowns, O'Neal made it tough for opposing quarterbacks to pass on the team. He has begun to fulfill the considerable promise that accompanies a No. 1 draft choice after last year, and with his sterling sophomore season in 2001. Two seasons ago, O'Neal went beyond expectations by earning a spot on the AFC Pro Bowl roster. As a first-year starter, O'Neal tied the franchise mark for second most interceptions in a season with nine, including four in one game (vs. K.C., 10/7/01), which tied the NFL record. O'Neal became the fourth Bronco and 19th NFL player ever to record four in a game, and earned his first AFC Defensive Player of the Week award, along with Miller Lite NFL Player of the Week and AFC Defensive Player of the Month honors. O'Neal has played in 48 games over his first two seasons and started 30, posting 130 tackles (114 solo), 14 interceptions (185 ret. yds.), 38 passes defended, one forced fumble and one fumble recovery. He has also ranked among the top punt returners in the league for the past three years, averaging 10.6 yds. on 95 returns (1,010 yds.), with one touchdown. In 2002, he was the Broncos' leading punt returner with 30 for 251 yards (8.4 average per return) with a long of 53 and seven fair catches. O'Neal was Denver's No. 1 draft choice in 2000 (15th overall) out of California.

**2002:** O'Neal played in all 16 games and started 14 at left cornerback, posting a career-high 68 tackles (59 solo), while ranking as the team leader with five interceptions (T7th AFC/T10th NFL)—including two returned for touchdowns—and led the team with 15 passes defended. He also ranked fifth in the AFC with an average of 8.4 yds. on 30 punt returns (251 yds.), including a long of 53, with seven fair catches. O'Neal closed the season with four tackles (3 solo) and two passes defended vs. Ariz. (12/29), the fourth time in 2002 that he had two or more passes defended. In the Ariz. contest he also moved into a tie with Gerald Willhite (1,010) for third place in all-time punt return yds. by a Bronco, while remaining fourth all-time in career punt returns (95). O'Neal's second longest punt return of the season (44 yds.) came at Oak. (12/22) to set up a Broncos touchdown. He did not start but played as a reserve vs. K.C. (12/15). O'Neal moved into fourth place in career punt-return yardage by a Bronco at the Jets (12/8), passing Darrien Gordon (922) with a 9-yd. return in the 2nd qtr. At S.D. (12/1) O'Neal posted four solo tackles and recovered the ball after Trevor Pryce blocked a San Diego field goal attempt in overtime. Against Ind. (11/14) he had a season best 53-yd. punt return to set up a Broncos fourth-quarter go-ahead touchdown. He also recorded his fifth interception of the season, picking off Peyton Manning on the Colts' next possession. At Sea. (11/17) he intercepted a Matt Hasselback pass and returned it 22 yds. for a touchdown, his second touchdown return of the season to tie the team record, making him just the fifth Bronco to return two interceptions for scores in a season. Jimmy Spencer did so in 2000, and was preceded by Mike Harden (1986), John Rowser (1976) and Nemiah Wilson (1967). He also had four solo tackles and two passes defended. Versus S.D. (10/6) O'Neal posted his second and third interceptions of the season to post his third career game with more than one interception. The first came in the end zone in the second qtr. to thwart a Chargers scoring opportunity, and he returned his second 28 yds. for a touchdown. It was O'Neal's first touchdown on an interception return, to go along with two other touchdowns via a punt return (2001) and a kickoff return (2000) in his career. O'Neal posted a career-high eight solo tackles vs. Buf. (9/22). His first interception of the season came in the 4th qtr. at S.F. (9/15) and turned back a 49ers scoring threat.

**2001:** O'Neal—voted to the Pro Bowl at cornerback for the first time, and also voted second-team All-Pro by *College & Pro Football Newsweekly* and All-AFC by *Pro Football Weekly*—started all 16 games at left cornerback and made 60 tackles (53 solo), while finishing tied for second in the AFC (T3rd NFL) with nine interceptions (115 return yds.), as well as a team-leading 18 passes defended. His nine interceptions tied him with Willie Brown (1964) and Tyrone Braxton (1996) for the second most interceptions in a season by a Bronco, behind Goose Gonsoulin's 11 in 1960. The nine interceptions tied the

most ever by a Broncos cornerback (Braxton and Gonsoulin were safeties). He also ranked second in the AFC (4th NFL) with an average of 13.1 yds. per punt return (31-405), including a long of 86 (TD), with nine fair catches. The 13.1-yd. avg. for the season ranked seventh in Broncos history, and elevated him to the fifth best career avg. by a Bronco (11.7). He also finished the season ranked eighth in Broncos career punt returns (65) and seventh in punt-return yds. (759). O'Neal picked off his ninth pass of the season in the finale at Ind. (1/6), intercepting Peyton Manning in the end zone in the 2nd qtr. It was the first interception of his career in a road game, after making each of his first eight at INVESCO Field at Mile High. O'Neal snared his team best eight interception of the season in the 4th qtr. vs. Oak. (12/30) to help preserve Denver's 23-17 win. He posted four tackles at K.C. (12/16) and returned his fifth punt of the season of more than 20 yds. (26). O'Neal recorded two solo tackles and tied his season high with three passes defended vs. Sea. (12/9), while returning three punts for 49 yds. (16.3), with a long of 41 yards—his third longest career return and his best since an 86-yd. return for touchdown at Sea. (10/14/01). He made three tackles at Mia. (12/2), while knocking down a season high three passes. O'Neal tied his season high (3rd time in '01) with six solo tackles vs. Wash. (11/18), and had one pass defended. O'Neal's seventh interception of the season came vs. S.D. (11/11) when he picked off a Doug Flutie pass in the 4th qtr. to help preserve a 26-16 Broncos win. O'Neal was named the AFC Defensive Player of the Month for October, after making a league-high six interceptions and registering 21 tackles in the month. He became the second Bronco in 2001 (of three) to win a Player of the Month award, after QB Brian Griese earned the offensive award in September. O'Neal intercepted Tom Brady twice vs. N.E. (10/28), giving him six interceptions in a span of two home games. O'Neal tied his season high with six tackles (5 solo) at S.D. (10/21). At Sea. (10/14) O'Neal scored his first career punt-return touchdown on an 86-yd. dash in the 4th qtr. The return was the longest of his career; tied for the second longest in the AFC for the season; the fourth longest punt return in Broncos history and led to a career best 92 yds. on punt returns for the game. His first four interceptions came against K.C. (10/7) as he tied the NFL single-game record, making him the 19th player in league history to notch four in a game. He joined former Broncos Gonsoulin (1960) and Brown (1964) on that elite list as he also tied the franchise record. O'Neal added two pass deflections and two solo tackles during his record-tying day. After his four-pick weekend, O'Neal was named both AFC Defensive Player of the Week and Miller Lite/NFL Player of the Week vs. K.C. (10/7). He was the Broncos second-leading tackler (tie) with six tackles (4 solo) at Ariz. (9/23) and added a pass deflection, while also returning two punts for 20 yds. (10.0). He made his first NFL start at left cornerback in the opener vs. the Giants and tallied four tackles (3 solo) with two pass breakups, one of which came in the end zone on a long pass from Giants QB Kerry Collins, which prevented a touchdown. He also returned three punts for 54 yds. (18.0) with a long of 27.

**2000:** O'Neal—named All-Rookie as a punt returner by *Football News*—saw action on special teams in all 16 games, and saw his first NFL action on defense at Cin. (10/22) in Week 8. He played on defense again in each of the final seven games (Gms. 10-16), totaling two solo tackles, five passes defended, one forced fumble and one fumble recovery. O'Neal recovered a fumble at K.C. (12/17) after the ball was stripped from Sylvester Morris by John Mobley after a catch. He saw his most significant action of the season at Sea. (11/26) and posted his first tackle and forced fumble, as well as two passes defended. He broke up his first pass in the S.D. contest. O'Neal ranked sixth in the AFC (11th NFL) in kickoff returns with an average of 24.0 yds. (46-1,102), and seventh in the AFC (11th NFL) in punt returns with an average of 10.4 yds. (34-354). He ranked second among NFL rookies in kick return average and third in punt returns. O'Neal's 46 kickoff returns tied for fourth most in a season by a Bronco, while his 1,102 yards on kick returns ranked fifth all-time. O'Neal's kickoff returns include an 87-yarder for a touchdown and a 62-yarder, while his punt returns include a 64-yarder. All three long returns came in a three-game period, Wks. 5-7, giving him a return of 62 yds. or longer in three straight games. He also added five tackles on special teams. O'Neal's 25-yd. punt return in the 4th qtr. vs. S.D. (11/19) gave the Broncos a first down at the Chargers' 45-yd. line with 3:44 remaining, setting up the game-winning touchdown drive. He also had a career-high six kickoff returns in the game (157 yds.; 26.2 avg.). O'Neal returned a kickoff 62 yds. vs. Cleve. (10/15), his second longest of the season. O'Neal had his best day on punt returns at S.D. (10/8), returning three for 72 yds. (24.0), including a career best return of 64 yds. in the 4th qtr. to set up Denver's final touchdown. He delivered the first big play of his young career vs. New England (10/1) when he returned a free kick after a safety 87 yards for a touchdown. It was his first NFL touchdown and the first kickoff return for a touchdown by a Bronco since Vaughn Hebron's 95-yard scoring return at Miami, Dec. 19, 1998. O'Neal saw action in a reserve role and on special teams in the AFC Wild Card Game at Balt. (12/31). He returned one kickoff for 13 yds. and three punts for 13 yds. (4.3) with a long of 7 in his first postseason game. O'Neal was Denver's No. 1 draft choice (15th overall) out of California.



**COLLEGE:** O'Neal finished his stellar career at California as the school's career leader in all-purpose yards with 5,005 (111.2 per game) and tied an NCAA career record by returning five interceptions for touchdowns. O'Neal set a school record with 356 yards via interception returns, and also finished his career with all-time records for punt returns (110), punt-return yards (1,169), kickoff returns (99) and kick-return yards (2,472). In his career he scored 12 touchdowns by five different methods: interception return (5), punt return (1), kickoff return (2), rushing (2) and receiving (2). He earned consensus first-team All-America and All-Pac-10 honors as a senior (both on defense and as a return specialist), and was named Pacific-10 Conference Defensive Player of the Year. O'Neal was named Pac-10 Conference Player of the Week four times—twice on defense and twice on special teams—and accounted for six touchdowns: four on defense and two on special teams. Starting all 11 games at left cornerback, O'Neal tied for the NCAA lead with nine interceptions, including an NCAA-record four returned for touchdowns. His 280 yards on interception returns outpaced any other player by more than 100 yards, and represented a new school record. On special teams O'Neal ranked seventh in the nation and No. 1 in the conference with 19 kickoff returns for 555 yards (29.2) and a touchdown, and also returned 42 punts for 428 yards (10.2) and another score, leading the team with an average of 114.5 all-purpose yards per game. He had a school-record-tying 100-yard return for a touchdown vs. Oregon. In the season-fine vs. Stanford, O'Neal scored twice on special teams, taking a kickoff back 100 yards and a punt 58 yards. He was honorable mention All-Pac-10 as a junior after switching from tailback to cornerback midway through his sophomore season. O'Neal graduated from Cal with a degree in social welfare.

**PERSONAL:** O'Neal earned *Blue Chip Illustrated* All-America honors as the 10th-ranked defensive back in the West at Milpitas (Calif.) High School, where he was student body president as a senior. He was named second-team all-state as a multi-purpose player by *Student Sports* magazine, and still holds the school record for career rushing yards with 2,312—including 1,301 yards as a senior. O'Neal capped his prep career with 14 rushing touchdowns and one receiving score as a senior in 1994. As a return man he scored four touchdowns on punt and kickoff returns. Born Deltha Lee O'Neal III Jan. 30, 1977 in Palo Alto, Calif., he and his wife, Lisa, have a daughter, Talia Mihuaru (2).

#### O'NEAL'S REGULAR SEASON RECORD

Year	Club	G	S	UT	A	TT	S-Yds.	I-Yds.	PD	FF	FR	TD-Int.	TD-FR	S	Pts.
2000	Denver	16	0	2	0	2	0-0	0-0	5	1	1	0	0	0	0
2001	Denver	16	16	53	7	60	0-0	9-115	18	0	0	0	0	0	0
2002	Denver	16	14	59	9	68	0-0	5-70	15	0	0	2	0	0	12
<b>CAREER TOTALS</b>		<b>48</b>	<b>30</b>	<b>114</b>	<b>16</b>	<b>130</b>	<b>0-0</b>	<b>14-185</b>	<b>38</b>	<b>1</b>	<b>1</b>	<b>2</b>	<b>0</b>	<b>0</b>	<b>12</b>

#### KICKOFF RETURNS

Year	Club	No.	Yds.	Avg.	LG	TD
2000	Denver	46	1,102	24.0	87	1
2001	Denver	0	0	0.0	—	0
2002	Denver	1	15	15.0	15	0
<b>CAREER TOTALS</b>		<b>47</b>	<b>1,117</b>	<b>23.8</b>	<b>87</b>	<b>1</b>

#### PUNT RETURNS

No.	FC	Yds.	Avg.	LG	TD
34	11	354	10.4	64	0
31	9	405	13.1	86t	1
30	7	251	8.4	53	0
95	27	1,010	10.6	86t	1

**ADDITIONAL STATISTICS:** Returned an interception 28 yds. for a touchdown vs. San Diego (10/6). Returned an interception 22 yds. for a touchdown at Seattle (11/17). Returned a punt 86 yds. for a touchdown at Seattle (10/13/01). Returned a kickoff (free kick after a safety) 87 yds. for a touchdown vs. New England (10/1/00). Special teams tackles — 2000 (5).

#### O'NEAL'S POSTSEASON RECORD

Year	Club	G	S	UT	A	TT	S-Yds.	I-Yds.	PD	FF	FR	TD-Int.	TD-FR	S	Pts.
2000	Denver	1	0	0	0	0	0-0	0-0	0	0	0	0	0	0	0

#### KICKOFF RETURNS

Year	Club	No.	Yds.	Avg.	LG	TD
2000	Denver	1	13	13.0	13	0

#### PUNT RETURNS


No.	FC	Yds.	Avg.	LG	TD
3	0	13	4.3	7	0

#### O'NEAL'S SINGLE GAME HIGHS

(Postseason in parenthesis)

**Most tackles** — 8, vs. Buffalo, 9/22/02 (none). **Most interceptions** — \*4, vs. Kansas City, 10/7/01 (none). **Most interception return yards** — 69, vs. Kansas City, 10/7/01 (none). **Interception Return Touchdowns** — 1, at Seattle, 11/17/02 and vs. San Diego, 10/6/02 (none). **Most punt returns** — 4, for times, most recent vs. Kansas City, 12/15/02 (3 at Baltimore, 12/31/00). **Most punt return yards** — 92 at Seattle, 10/14/01 (13 at Baltimore, 12/31/00). **Longest punt return** — 86, TD, at Seattle, 10/14/01 (7 at Baltimore, 12/31/00). **Most kickoff returns** — 6 vs. San Diego, 11/19/00 (1 at Baltimore, 12/31/00). **Most kickoff return yards** — 157 vs. San Diego, 11/19/00 (13 at Baltimore, 12/31/00). **Longest kickoff return** — 87, TD, vs. New England, 10/1/00 (13 at Baltimore, 12/31/00). **Most combined return yards (punts/kickoffs)** — 182 (25 PR/157 KR) vs. San Diego, 11/19/00 (26 (13 PR/13 KR) at Baltimore, 12/31/00).

\*Ties NFL single-game record



## JAKE PLUMMER

6-2 • 212 • 7TH YR. • ARIZONA STATE

**BORN:** December 19, 1974 in Boise, Idaho  
**HIGH SCHOOL:** Capital High School, Boise, Idaho  
**RESIDES:** Denver, Colo.  
**ACQUIRED:** Unrestricted Free Agent (Arizona), 2003  
**PRO YEAR:** 7th • **YEARS WITH BRONCOS:** 1  
**NFL GAMES PLAYED/STARTED:** 84/82 • **POSTSEASON:** 2/2

## QUARTERBACK

16

Jake Plummer comes to Denver after playing his first six NFL seasons with the Arizona Cardinals. Plummer, in his first full season as a starter in 1998, guided Cardinals to their first playoff appearance since 1982 and their first postseason victory since 1947. He was elected offensive co-captain by his teammates during the 1998 training camp at 23 years of age, with just 10 NFL games (9 starts) under his belt. Plummer possesses an uncanny ability to produce amid the mayhem and pressure of helter-skelter last-minute situations, as demonstrated by his 21 comeback victories (defined as tied or trailing in the fourth quarter or overtime) in 84 pro games. He suffered through frustrating 1999 and 2000 seasons that included finger, thumb, hip, rib, sternum and groin injuries, then rebounded in 2001 and did not miss an offensive play as a 16-game starter. Plummer started all 16 games in 2002 and equalled a career-high with 18 touchdown passes. In 84 NFL games (82 starts), Plummer has completed 1,540 of 2,754 passes (55.9%) for 17,622 yards with 90 touchdowns and 114 interceptions. He also owns 1,183 rushing yards on 247 attempts with 10 scores, including four in 1998, the most by a Cardinal quarterback in over 20 years. Plummer entered the NFL in 1997 as Arizona's second-round draft choice (42nd-overall). He signed with the Broncos as an unrestricted free agent March 6, 2003.

**2002:** Plummer connected on 18 touchdown passes for second consecutive year to match single-season best, but finished the season with a 65.7 passer rating and 5.61 average-per-attempt. Overall, he started all 16 games and completed 284 of 530 passes (53.6) for 2,972 yards with 18 touchdowns and 20 interceptions. Plummer was sacked 36 times (248 yards) and rushed 46 times for 283 yards and (6.2)—both single-season highs—and two scores. Against Seattle (9/15), Plummer had 10 completions in 22 attempts for just 107 yards and two sacks, but engineered key second-half touchdown drives of 84 and 90 yards in a 24-13 win, his 17th career comeback victory. Reaching a career milestone, Plummer blew past the 15,000-yard passing mark in first quarter vs. San Diego (9/22) with 65-yard scoring strike to MarTay Jenkins, achieving the mark in his 71st career game. In that game, he completed 16 of 36 for 229 yards, including a 65-yard scoring toss to Jenkins on first possession of game. While hosting the New York Giants (9/29), Plummer hit 23 of 32 passes (71.9%) for 168 yards while picking up his 18th career comeback victory in 21-7 win by guiding the Cardinals to two fourth-quarter touchdowns. Plummer posted another steady performance in Arizona's 16-13 win at Carolina (10/6) with 18 completions in 40 attempts for 221 yards—his 19th comeback victory. Plummer authored career comeback victory No. 20 in a 9-6 overtime win vs. Dallas (10/20), where he connected on 23 of 46 attempts for 232 yards and added another 46 yards on four carries. The key play, in overtime, set the table for a game-winning field goal as he and wide receiver David Boston pulled off an improvisation that resulted in a 20-yard interference call to set up a 40-yard field goal four plays later. Plummer overcame nightmarish start at San Francisco (10/27) as Cards fell to 31-7 deficit at halftime, but rallied in second half, however, to score on three consecutive possessions, beginning with a vintage 34-yard touchdown scramble up the middle to cut deficit to 31-14—the longest touchdown run of his career. He later guided team to long scoring drives of 68 yards in 12 plays and 69 yards in 11 plays, but the comeback bid fell a little short. He had an impressive first half vs. St. Louis (11/3) with 11 completions in 14 attempts for 124 yards including a seven-yard scoring toss to Frank Sanders, and added 24 yards on four rushing attempts, including a 17-yard run in third quarter. Plummer opened game at Philadelphia (11/17) with six consecutive completions, and threw two first-half touchdown passes of 12 yards to rookie McAddley and 2 yards to fullback Joel Makovicka. He finished the game 20 of 35 for 170 yards, but succumbed to season-high four quarterback sacks and threw one interception. In an efficient game vs. Detroit (12/8), Plummer completed 24 of 43 passes for 228 yards, including two touchdowns and just one interception but was sacked a season-high six times for 48 yards in the Cardinals' 23-20 overtime win. He opened the scoring with 1-yard touchdown toss to Makovicka in first quarter, then found Nate Poole on 3rd-and-3 for a 10-yard scoring connection with just 45 seconds left in first half. Plummer capped a solid day by arching a touch pass to Kevin Kasper for a diving, 23-yard gain on third-and-seven

in overtime to the Detroit 28-yard line, which set up the game-winning field goal three plays later in his 21st career comeback victory. In producing one of his best efforts of the season, Plummer hit 17 of 27 passes for 258 yards and two touchdown passes at St. Louis (12/15). He brought the Cards back from a 24-7 halftime deficit with outstanding third quarter, when he completed five-of-five passes for 135 yards, highlighted by an 80-yard scoring connection to Shipp—the longest touchdown pass of his career. Plummer opened the season finale at Denver (12/29) with effective first half of 10 completions in 18 attempts for 91 yards and a 1-yard scoring connection to Kasper to pull Cards within 9-7 at half-time, but struggled in second half, however, with just three completions in nine attempts before he was pulled for Josh McCown midway through fourth quarter.

**2001:** Plummer received high marks for exhibiting patience, intelligence, and judgement in efficient season, and joined N.Y. Giant passer Kerry Collins as the only two quarterbacks to take every snap from center for their teams. He connected on 304 of 525 pass attempts (57%) for 3,653 yards (6.96 average-per-attempt) with 18 touchdowns and 14 interceptions. Additionally, he rushed 35 times for 163 yards (4.7-yard average), and was sacked 29 times (-204 yards). Plummer finished as the NFL leader with 1,277 fourth-quarter passing yards, and threw 10 touchdown passes in the final period to tie with San Francisco's Jeff Garcia for tops in the NFC. At the conclusion of the season he had a stretch of 142 passes without an interception until a fourth-quarter toss at Washington (1/6) bounced off the hands of intended receiver into arms of a Redskin defender. The pick marked only his second interception in final 205 attempts of the season. During the season, Plummer engineered his 13th, 14th, 15th and 16th career comeback victories. Plus the four touchdown passes and only one interception vs. Detroit (11/18) helped him finish the season with a +4 touchdown-to-interception ratio, which was the first time it happened in his career. In the season opener vs. Denver he completed a 26-yard strike to David Boston on first play of game, where he surpassed the 11,000-yard career passing mark. Plummer finished the game with 16 completions on 28 attempts for 242 yards with one touchdown and one interception. In the game vs. Atlanta (9/30), he had an impressive completion mark of 65.7 percent on 23 of 35 passes for 276 yards, including a stretch of 11 consecutive pass completions. However, this was overshadowed by three interceptions and a fumbled center exchange. Plummer spun his fourth-quarter comeback magic for the 13th time in his career—fifth against the Eagles—with a 21-20 win in Veterans Stadium (10/7). He guided the team on a 74-yard, eight-play drive that took just 64 seconds. With the Eagles leading 20-14, Plummer hit MarTay Jenkins for gains of 16 and 28 yards setting up a first down at Philadelphia's 35-yard line with 28 seconds left. Plummer looked down the left side to a blanketed Boston, then threw a blind pass toward the opposite corner, where Jenkins adjusted to the under-thrown pass, spun away from Pro-Bowl cornerback Troy Vincent at the 3-yard line, and dove across the goal line with nine seconds left in the game. Posting another fine outing, he connected on 16 of 25 passes for 228 yards, with one touchdown, no interceptions, and suffered no sacks in the Cardinals' 24-16 win over Kansas City (10/21). Plummer demonstrated impressive game management in the Cardinals' 45-38 win over Detroit (11/18). Compiling his 14th-career comeback victory, he brought the Cards back from a 31-21 deficit in fourth quarter. Plummer was efficient, completing 21 of 33 passes for 334 and four touchdowns as he found Boston, Sanders, and Jenkins for scoring plays with a season best 10.14-yard average-per-attempt. The 45 points tied for the most by a Cardinal team since 49 vs. New Orleans in 1977. Authoring his 15th-career comeback-win at San Diego (11/25), he hit nine of 13 passes in the fourth quarter for 112 yards and guided his team to a 20-17 victory. Overall in the game, he hit 19 of 31 attempts for 241 yards, including a 37-yard scoring toss to Boston in the second quarter. Plummer etched career comeback number 16 in the books with a 34-31 overtime victory at Oakland (12/2). Hidden in his 22 of 38 for 249 yard effort, was his outstanding second-down numbers of 12 of 14 for 182 yards. He finished the first half 13 of 20 for 136 yards as Cards took 20-7 lead into the locker room. After Oakland took a 24-23 lead with 1:47 left, Plummer needed just 29 seconds to regain the lead as he found Boston on a 50-yard crossing route with 1:26 to play to give Cards 29-24 advantage. He followed that with key effort on two-point conversion as he slithered into the end zone for a 31-24 advantage, which later sent game into overtime as Raiders scored on 10-play, 78-yard drive with ensuing possession. Arizona went on to win the game in overtime on a field goal in the extra period. Plummer connected on 17 of 31 passes for 144 yards in a 17-10 win over Dallas (12/23), including a key 58-yarder to Frank Sanders in second quarter to set up go-ahead touchdown. He came back the next week at Carolina (12/30) and hit 12 of 23 passes for 173 yards and a pair of scoring passes to Boston to enjoy his third consecutive game without interception and a 30-7 win.

**2000:** As 14-game starter, Plummer completed 270 of 475 pass attempts (56.8%) for 2,946 yards with 13 touchdowns and 21 interceptions, and his passer rating of 66.0 was nearly 16 points higher than 1999's 50.8 figure. During the course of the season, Plummer had touchdown passes of 50 yards or more in three consecutive games (weeks 5 through 7), matching the same feat accomplished by Neil

Lomax in 1983. Plummer was named NFC Offensive Player of the Week after the Cards' 32-31 win over Dallas (9/10). In the game, he posted a career best 75 percent completion figure (18 completions in 24 attempts) as he brought Cards back from an 11-point deficit with two fourth-quarter touchdown passes for his 12th career comeback victory. Along the way, he twice hit wide receiver Frank Sanders on 3rd-down touchdown passes of 4 and 17 yards, the latter with 1:54 remaining to bump the final margin to 32-31. Plummer had an efficient, mistake-free effort in the Cards' 29-21 victory over Cleveland (10/8), by completing 17 of 30 attempts for 171 yards with two touchdowns and no interceptions. He had an up-and-down performance vs. Washington (11/5), but finished with 12 completions in 19 attempts for 146 yards and was able to pull out a pivotal 16-15 victory. With those 146 passing yards against Washington, Plummer became the fastest Cardinal to reach 10,000 career passing yards in only his 47th appearance. The next week, he had a solid, mistake-free game at Minnesota (11/12) and completed 19 of 28 passes for 219 yards, suffered two sacks, and avoided an interception. He endured a beating at Philadelphia (11/19), leaving game twice, the final time early in the fourth quarter as back-up quarterback Dave Brown finished the contest. He left that game with bruised ribs and sprained thumb, and was declared the inactive third quarterback vs. N.Y. Giants (11/26). Back in the lineup at Cincinnati (12/3), Plummer connected on 22 of 44 attempts for 278 yards and a pair of scoring strikes of 38 and 15 yards to Boston. The next week, he again was inactive, this time at Jacksonville (12/10) while recovering from rib/sternum injuries. After a full week of practice, he returned vs. Baltimore (12/17) and performed impressively against the league's top defense. Plummer concluded a frustrating season with a 14 for 31 effort and 144 yards at Washington (12/24) with three interceptions (2 at the goal line) and lost one fumble.

**1999:** Plummer suffered a sprained thumb in the second preseason game, a broken finger midway through the year and nagging hip and groin injuries, which all contributed to his 50.8 passer rating. Additionally, a five-week absence contributed to him completing just 201 passes in 381 attempts (52.8%) for 2,111 yards, nine touchdowns, and 24 interceptions. The thumb injury came in the preseason vs. Tennessee (8/20), when early in first quarter while Titan defensive end Mike Jones was sacking Plummer, defensive tackle Jason Fisk slapped at the ball in Plummer's hand and yanked his thumb. He was diagnosed with a sprained thumb, and Plummer saw little or no practice time in the coming weeks while the injury healed. The inactivity was obvious over the first six weeks of the regular season, as he completed just 93 of 181 passes (51.4%) for 928 yards, 3 touchdowns, and 14 interceptions. A broken finger vs. Washington (10/17) forced him to miss five starts. On the opening possession of second half, Plummer was sacked by Washington linebacker Shawn Barber, who came in untouched on fierce blindside hit. Plummer's ring finger of his right hand got lodged between Barber's facemask and helmet, and was bent sideways. In-stadium x-rays disclosed a spiral fracture that sidelined Plummer for the next five weeks. Plummer returned to action by opening the second half at the Meadowlands vs. N.Y. Giants (11/28) in relief of Brown with Cardinals down 10-6 at halftime. On his second possession following a turnover, Plummer guided the Cardinals 16 yards in five plays for a touchdown, with 2-yard toss in left corner of end zone that Moore stole away from a Giant defender to give Cards 13-10 lead. He later connected with tight end Johnny McWilliams for 9-yard touchdown toss to open fourth quarter and extended their lead to 20-10, completing five consecutive passes on the drive. Plummer again responded with nine-play, 60-yard drive that put the Cardinals up 34-17, in a game they eventually won 34-24. Back in starting saddle the next week vs. Philadelphia (12/5), Plummer had completed just eight of 15 passes for 53 yards and faced a 17-7 deficit after three quarters. With 10:50 left in the game, the Cards had managed just 79 yards total offense to the Eagles' 252 yards. Plummer rallied the Cards in the fourth quarter with two touchdowns in the final five minutes for his 11th come-from-behind victory by completing 12 of 19 passes for 126 yards, throwing for one touchdown and running for another, in 21-17 win. He came out smoking at Atlanta (12/26) and guided the Cards to scoring drives of 86 yards (13 plays) and 74 yards (8 plays). Finishing the game 11 of 13 for 179 yards, his only misfires were an incompleteness and game-ending interception. Plummer concluded an injury-plagued season with career-high 35 completions on 57 attempts for 396 yards (second highest), a pair of touchdowns and three interceptions at Green Bay (1/2). He was excellent on first-down, completing 20 of 29 for 246 yards. After a first half of 15 completions on 27 attempts for 149 yards and two interceptions, Plummer heated up in second half with 20 completions in 30 pass attempts for 247 yards and two scores. Seven times he converted third-down situations with pass completions for first-down yardage, and showed authority on his passes and good decision-making in three second-half scoring drives for touchdowns.

**1998:** Plummer—second to Green Bay's Brett Favre (347-551) in the NFC with 547 pass attempts and 324 completions—earned Pro Bowl alternate status. He guided the Cardinals to a single-season league record seven wins in eight games decided by three points or less. He opened the season with 14 completions in 36 attempts for 166 yards in a loss at Dallas (9/6), and suffered sub-par performance at Seattle (9/13) against fierce Seahawk pass rush that sacked him seven times and pressured him throughout the game. Displaying patience with just 137 yards passing on 35 attempts (21 completions) in home opener vs. Philadelphia (9/20), Plummer connected on key 7-yard scoring play to McWilliams on third-and-seven with seven minutes left to give Cards 10-3 lead. On next drive, he found McWilliams again on third down for 26 yards to midfield, as the Cards eventually scored and held on for 17-3 win. Plummer played an efficient, near error-free game at St. Louis (9/27) with 211 yards on 21 of 31 passing, with one touchdown and one interception, as Arizona won 20-17. He connected with Sanders for 13-yard scoring play in the second quarter, and later sealed game by completing his final five passes, including four-for-four for 21 yards on the game-winning 10-play, 75-yard scoring drive. Against Chicago (10/11), Plummer finished with a 72 percent completion mark on 18 of 25 passes for 157 yards, including outstanding third-down numbers of seven of 10 attempts for 67 yards. Twice he converted fourth-and-short plays with quarterback sneaks of one and three yards, the first of which kept a drive going for an eventual touchdown and 10-0 first-half lead. Plummer later converted a third-and-seven situation at Chicago's 11-yard line with 9-yard throw to Sanders on crossing pattern, which set up Bates' second score and a 17-0 Cards' lead in their eventual 20-7 win. Plummer weathered an inauspicious start at Detroit (11/1) to engineer a hard-fought 17-15 victory against a pressing Lion defense. In the first quarter, he was sacked on three consecutive third-down plays, fumbled twice (losing 1), and tossed an interception to open second quarter which Detroit converted into a field goal and 3-0 lead. After regrouping, he tossed a 16-yard scoring pass to Sanders midway through second period, and finished the first half with five completions in nine attempts for 44 yards. Plummer heated up in the second half when he hit Moore for 21 yards, McWilliams for 19, and then found Moore over the middle in the end zone from 36 yards to give Cards a 14-9 lead. He guided team into field-goal range in fourth quarter, and kicker Joe Nedney booted home the game-winner from 53 yards with 2:46 left. Plummer finished the contest with 15 completions on 25 attempts for 198 yards. After a mediocre first half of six completions in 13 attempts for 48 yards vs. Washington (11/8), Plummer completed a franchise-record 15 consecutive completions to open second half of the Cardinals' 29-27 win, finishing the second half 16 of 17 for 138 yards. Overall in the contest, Plummer hit 22 of 30 attempts for 186 yards and a single-game best 73.3 completion percentage, including a four-yard touchdown pass to Centers in third quarter. But he saved his best for last when he took the Cardinals 50 yards in five plays and 22 seconds to set up the game-winning field goal with two seconds left. Playing before a national television audience and sold-out Sun Devil Stadium vs. Dallas (11/15), Plummer authored one of the most improbable comeback efforts in recent NFL history, as he rallied the Cardinals from a 28-0 deficit. He compiled 465 passing yards—314 in the second half—in a furious comeback to bring Arizona to within 35-28 and the football on the Cowboy 5-yard line. Had either of the two game-ending end zone incompleteness been completed and led to a Cardinal victory, the outcome would have equalled the greatest regular-season comeback in NFL history, matching an effort authored by Joe Montana vs. New Orleans, Dec. 7, 1980 when the 49ers overcame a 35-7 deficit and won 38-35 in overtime. In the second half, he completed 18 of 33 attempts for 314 yards and two touchdowns, and the 465 passing yards set a Sun Devil Stadium NFL high and ranked third overall in Cardinal history, trailing only 522 yards by Boomer Esiason at Washington (1996) and 468 by Neil Lomax at Washington (1984). The 56 attempts rank fourth in team history and the 31 completions rate eighth. Plummer's 465 passing yards is just five yards shy of most by second-year player in NFL history behind Dan Marino (470 in 1984), Vinny Testaverde (469 in 1988) and Johnny Lujack (468 in 1949). The next week at Washington (11/22), Plummer led the Cards to a 31-0 lead in first half, only to see the Redskins stage improbable comeback in a wild 45-42 Arizona victory. He connected on eight of 16 attempts for 154 yards and a touchdown in first half, and added scoring runs of 1 and 10 yards as Arizona vaulted to 31-6 lead at halftime. Washington scored on three straight possessions to pull within 38-35 with nine minutes left, but Plummer took Cards 55 yards in 10 plays, capped by a 1-yard sneak for his third touchdown of the game and a 45-35 advantage. He finished the game with 17 completions on 28 attempts, 251 yards, with two touchdowns and one interception. His three rushing touchdowns were most by an NFL quarterback since New Orleans' Archie Manning did it against Chicago (10/2, 1977). Plummer waved the magic wand again at Philadelphia (12/13) with his seventh fourth-quarter comeback victory in just 23 NFL starts—a 20-17 overtime win. In the first half, he completed five of nine attempts for 65 yards, then responded in second half with 13 completions in 17 attempts for 169 yards, including eight of final 10 pass attempts in fourth quarter and overtime. Plummer celebrated his 24th birthday (12/19) with

another impressive comeback effort as he took Cards 73 yards on six plays with just 1:21 left to allow kicker Chris Jacke to nail game-winning 36-yard field goal as time expired in a 19-17 win over New Orleans (12/20). He started game red hot with 22 completions in 30 attempts for 239 yards in first half, including eight connections for 85 yards to Sanders, but the Cards still faced a 10-6 deficit after New Orleans' Sammy Knight returned a second-quarter interception 39 yards for a touchdown. Rising to the challenge in fourth quarter, Plummer faced a 17-16 deficit with 1:21 to play. He backed up to his own 8-yard line, connected with Sanders over the middle for gains of 25 and 28 yards on consecutive plays, and following a procedure penalty that resulted in a second-and-15 near midfield, Plummer scrambled up the middle for 21 yards to the New Orleans 23-yard line. He then ran a quarterback keeper for four yards with 30 seconds left, setting up the game-winning field goal. For his effort, he was honored as the NFL's Player of the Week. Plummer capped an improbable season in unlikely fashion in the finale vs. San Diego (12/27), as he delivered the Cardinal franchise to its first postseason berth since 1982 by completing 10-yard pass to Sanders with three seconds left to set up a 52-yard game-winning field goal by Jacke in the 16-13 win. **Postseason:** Plummer guided Arizona to its first postseason victory in 51 seasons as he led the way in a 20- upset victory in the wild-card playoff win at Dallas (1/2). He connected on 19 of 36 pass attempts for 213 yards while avoiding a sack for only the second time in 1998. The next week, Plummer suffered through a nightmarish start in divisional playoff at Minnesota (1/10) with no completions in four attempts and two interceptions by the midway point of the second quarter. After the Vikings sailed to 17-0 lead, Plummer regrouped to guide Cards on 13-play, 80-yard scoring drive that consumed 7:52 and cut deficit to 17-7. He connected on five of six passes for 59 yards on the drive, twice hitting receivers to convert third-down yardage and keep drive alive. After posting first-half stats of six completions in 12 attempts for 65 yards with two interceptions, he settled down in second half to complete 17 of 29 passes for 177 yards.

**1997:** Plummer established himself, to quote former San Francisco 49er Head Coach and Pro Football Hall of Famer Bill Walsh, as "one of the bright young stars in the NFL in years" with his memorable rookie season. He opened the campaign as the third quarterback behind starter Kent Graham and back-up Stoney Case, but after Graham started the first six games and yielded to Case due to a knee injury, Plummer received his first NFL action in Week 7 at Philadelphia (10/19). After that, he never looked back. In 10 appearances (9 starts), Plummer recorded Cardinal rookie passing records by completing 157 of 296 passes (53%) for 2,203 yards and 15 touchdowns with 15 interceptions. In what amounted to little more than one-half of a season, he nearly equalled the season touchdown pass totals of such marquee quarterbacks as San Francisco's Steve Young (19), Dallas' Troy Aikman (19), Detroit's Scott Mitchell (19), Jacksonville's Mark Brunell (18), Baltimore's Vinny Testaverde (18), Washington's Gus Frerotte (17) and Miami's Dan Marino (16). His average per attempt of 7.44 yards ranked sixth in the league, bettering Denver's John Elway (7.24), New England's Drew Bledsoe (7.10), Seattle's Warren Moon (6.97), Marino (6.90), Pittsburgh's Kordell Stewart (6.86), Mitchell (6.84), Minnesota's Rob Johnson (6.72), Frerotte (6.67), Tampa Bay's Trent Dilfer (6.62), Tennessee's Steve McNair (6.42), Aikman (6.34), Chicago's Erik Kramer (6.31) and the N.Y. Giants' Danny Kanell (5.92). Plummer led the league with an average-per-completion mark of 14 yards, a full one-half yard ahead of Oakland long-baller Jeff George (13.5). In his fourth NFL start against the N.Y. Giants at the Meadowlands (11/16), Plummer set an NFL rookie single-game passing record with 388 yards, breaking Aikman's previous mark (379 yards) established against the Cardinals in 1989. His four touchdown passes vs. Washington (12/7) were most by an NFL rookie since Bledsoe also notched four in 1993. Plummer joined Aikman, Bledsoe, and Jim Plunkett as the only NFL quarterbacks to throw four touchdown passes in one game as a rookie, and was named NFC Offensive Rookie of the Month for November with 76 completions in 133 attempts (57.1%) for 1,156 yards and five touchdowns, a passer rating of 82.7. After being the inactive third quarterback for first six games, his first NFL appearance provided a spark at Philadelphia (10/19) as the Cardinals' offense faltered into the fourth quarter. He entered game at 10:26 of the fourth stanza with the ball on the Cards' 2-yard line, and marched the Cards 98 yards for a touchdown in 14 plays, the longest touchdown drive in the NFL in 1997. He also became the first NFL quarterback to take his team more than 66 yards for a score in his first possession. Plummer made his second consecutive start vs. Eagles (11/2), but struggled through three quarters before Graham relieved him in the fourth period of Cards' 31-21 victory. He completed 13 of 22 attempts for 148 yards at Dallas (11/9) and gained 51 yards on seven rushing attempts but suffered eight sacks. The next week, he established an NFL rookie passing mark at N.Y. Giants (11/16) with 388 yards on 22 completions in 33 attempts, including scrambling away from pressure for 70-yard scoring toss to Sanders on third play of the second half—Arizona's longest play from scrimmage in 1997. Plummer fought through frustrating first half at Baltimore (11/23) with just seven completions on 15 attempts for 64 yards, but responded in second half to connect with Sanders on 4-yard touchdown pass on fourth down with four minutes left in the game. He took the Cards



55 yards in six plays and 34 seconds with four completions in five attempts to set up game-winning 43-yard field goal. Plummer smoked Washington's fourth-ranked pass defense, including talented cornerbacks Darrell Green and Cris Dishman, for 337 yards and four touchdowns, while bringing the Cards back from numerous deficits along the way. Facing a 17-0 hole in second quarter, Plummer guided Arizona to two quick scores narrowing the lead to 17-14 at the half. The highlight of the game was a 37-yard touchdown toss to tight end Gedney in third quarter when Plummer rolled out on a naked bootleg, juked a Redskins defender in the flat, and delivered a perfect throw to the middle of the field. Unfortunately, he saw Dishman return a third-quarter interception 29 yards for a touchdown, and lost a fumble on a sack midway through the fourth quarter as Washington converted the turnover into a 38-28 lead. Plummer cruised through an impressive first half at New Orleans (12/14) on 13 of 21 passing for 142 yards and just one sack. He guided Cards on a 15-play, 80-yard scoring march to open the game and stake Arizona to a 7-0 lead. Plummer later scrambled 10 yards for his first rushing touchdown as a pro to cap the drive—in run reminiscent of his Rose Bowl touchdown against Ohio State as he stepped around numerous defenders and dove head first into the end zone. In the second half, however, he managed just four completions in 16 attempts, 38 yards, was sacked four times, fumbled once and threw two interceptions. Plummer recovered and had a memorable performance in the season finale against Atlanta (12/21). Though he completed just nine of 20 attempts in the first half, he tossed a 1-yard scoring pass to Gedney and vaulted over from the 1-yard line in the second quarter. After a single possession in the third quarter resulted in two incomplete passes and a sack, Plummer stepped up for scintillating fourth-quarter comeback. Trailing 26-14 with less than eight minutes remaining, he guided Arizona 69 yards in eight plays, capped by a 21-yard scoring toss to Moore to cut the lead to 26-21 with five minutes left. He once again worked his magic on a 12-play, 80-yard drive in the final two minutes, highlighted by a 4-yard run converting a fourth-and-one situation with 24 seconds left, then connected with Centers for a 1-yard touchdown pass with nine ticks left on the clock. A two-point conversion run on the following play vaulted the Cardinals to a 29-26 win.

**COLLEGE:** Plummer captured the hearts and imagination of college football fans nationwide with his exciting, improvisational style that carried Arizona State to an undefeated 1996 regular season and a trip to the Rose Bowl. He finished third in the Heisman Trophy balloting, which was the highest finish for a Pac-10 Conference player since Washington defensive tackle Steve Emtmann placed fourth in 1991. A rare four-year starting quarterback as a collegian, he started 40 consecutive games, and rolled to a 15-8 record in Sun Devil Stadium (.652). Plummer set A.S.U. career records for completions (632), pass attempts (1,142), and passing yards (8,827), with the latter surpassing the mark (6,717 yards) of future Dallas Cowboy Danny White (1971-73). His 65 touchdown passes also surpassed White's Sun Devil record. Only Steve Stenstrom of Stanford (75 touchdowns, 1991-94) and John Elway of Stanford (77 touchdowns, 1979-82) threw more touchdown passes in Pac-10 Conference history. A consensus All-America selection and unanimous Pac-10 offensive player-of-the-year as a senior, he was the first A.S.U. player named Pac-10 Conference Player of the Year. Plummer completed 198 of 348 passes (56.9%) for 2,776 yards and 24 touchdowns, and also scored four touchdowns on 95 rushing attempts and posted a pivotal 16-yard touchdown reception at UCLA. In addition, he led the Sun Devils to a stunning 19-0 shutout of defending national champion Nebraska at Sun Devil Stadium, completing 20 of 36 passes for 292 yards. It marked the Cornhuskers' first loss since the 1993 Orange Bowl and their first regular-season setback since a 19-10 defeat to Iowa State in 1992. Earning first team all-Pac-10 Conference honors as a junior, he finished with 173 completions on 301 attempts for 2,222 yards and 17 touchdowns. Plummer was the first true freshman quarterback in 1993 to start at Arizona State since John Walker in 1984, and led A.S.U. to a 4-2 record in games he started, including wins in four of the last five outings.

**PERSONAL:** Plummer was a prep All-American at Capital High School in Boise, Idaho, after passing for 6,097 yards and 68 touchdowns in his final two years. He completed 205 of 297 passes (69%) and rushed for 645 yards and 10 touchdowns as a senior. A two-time All-Idaho selection as quarterback and punter, he captained the football and baseball teams as a senior. His brother, Brett, holds Brown University's 800-meter dash record. Plummer created the Jake Plummer Foundation in 1999, which was founded to provide opportunities for children's causes as well as raise funds and generate awareness for Alzheimer's disease organizations. His foundation holds a bowl-o-rama each spring in Phoenix, and the first four events in 1997-2002 raised approximately \$300,000 for Phoenix Children's Hospital, the Alzheimer's Association, and Homeward Bound. Plummer appeared on the "Wheel of Fortune" game show in January, 1999 as one of 12 NFL players participating for their charities featured during Super Bowl week, and he won the nationally-televised Quarterback Shootout in 1999 and 2000. He owns two Bassett hounds named Willis and Shelby, and is an avid golfer. Jason Steven Plummer was born on Dec. 19, 1974 in Boise, Idaho.

## PLUMMER'S REGULAR SEASON RECORD

PASSING															
Year	Club	G	S	Att.	Comp.	Pct.	Yds.	Yds./Att.	TD	%	Int.	%	LG	Sack/Yds.	Rtg.
1997	Arizona	10	9	296	157	53.0	2,203	7.44	15	5.1	15	5.1	70t	52/291	73.1
1998	Arizona	16	16	547	324	59.2	3,737	6.83	17	3.1	20	3.7	57	49/280	75.0
1999	Arizona	12	11	381	201	52.8	2,111	5.54	9	2.4	24	6.3	63	27/152	50.8
2000	Arizona	14	14	475	270	56.8	2,946	6.20	13	2.7	21	4.4	70t	22/151	66.0
2001	Arizona	16	16	525	304	57.9	3,653	6.96	18	3.4	14	2.7	68t	29/204	79.6
2002	Arizona	16	16	530	284	53.6	2,972	5.61	18	3.4	20	3.8	80t	36/248	65.7
CAREER TOTALS		84	82	2,745	1,540	56.1	17,532	6.39	90	3.3	114	4.2	80t	215/1,326	69.1

		RUSHING					SCORING					
Year	Club	Att.	Yds.	Avg.	LG	TD	TD	TDr	TDp	TDrt	2pt	Pts.
1997	Arizona	39	216	5.5	31	2	2	2	0	0	1	14
1998	Arizona	51	217	4.3	27	4	4	4	0	0	0	24
1999	Arizona	39	121	3.1	17	2	2	2	0	0	0	12
2000	Arizona	37	183	4.9	24	0	0	0	0	0	0	0
2001	Arizona	35	163	4.7	21	0	0	0	0	0	1	2
2002	Arizona	46	283	6.2	34t	2	2	2	0	0	0	12
CAREER TOTALS		247	1,183	4.8	34t	10	10	10	0	0	2	64

## PLUMMER'S POSTSEASON RECORD

		PASSING													
Year	Club	G	S	Att.	Comp.	Pct.	Yds.	Yds./Att.	TD	%	Int.	%	LG	Sack/Yds.	Rtg.
1998	Arizona	2	2	77	42	54.5	455	5.91	2	2.6	4	5.2	59	0/0	59.2

		RUSHING					SCORING						
Year	Club	Att.	Yds.	Avg.	LG	TD	TD	TDr	TDp	TDrt	2pt	Pts.	
1998	Arizona	7	10	1.4	5	0	0	0	0	0	0	0	

## PLUMMER'S SINGLE GAME HIGHS

(Postseason in parenthesis)

**Most pass attempts** — 57 at Green Bay, 1/2/00 (41 at Minnesota, 1/10/99); **Most pass completions** — 35 at Baltimore, 9/30/03 (23 at Minnesota, 1/10/99); **Most yards passing** — 465 vs. Dallas, 11/15/98 (242 at Minnesota, 1/10/99); **Best completion percentage** — 75.0% (18-24) vs. Dallas, 11/20/98 (56.1% (23-41) at Minnesota, 1/10/99); **Most touchdown passes** — 4 vs. Washington, 12/7/97; (2 at Dallas, 1/2/99); **Longest pass completion** — 80 to Marcel Shipp at St. Louis, 12/15/02 (59 at Dallas, 1/2/99); **Most rushing attempts** — 7 four times, most recently vs. New York Giants, 9/29/02; **Most yards rushing** — 51 at Dallas, 11/9/97; **Longest rush** — 34 at San Francisco, 10/27/02; **Most rushing touchdowns** — 3 at Washington, 11/22/98.

## PLUMMER'S REGULAR SEASON TOP FIVE

### COMPLETIONS

35 — at Green Bay, 1/2/00 (57 att., 396 yds., 2 TD, 3 INT)  
32 — vs. New Orleans, 12/20/98 (44 att., 394 yds., 3 INT)  
31 — vs. Dallas, 11/15/98 (56 att., 465 yds., 3 TD, 3 INT)  
28 — at N.Y. Giants, 9/3/00 (49 att., 318 yds., 2 TD, 3 INT)  
27 — at N.Y. Giants, 12/15/01 (45 att., 297 yds., 1 TD, 3 INT)

### PASSING YARDS

465 — vs. Dallas, 11/15/98 (31 of 56, 3 TD)  
396 — at Green Bay, 1/2/00 (35 of 57, 2 TD, 3 INT)  
394 — vs. New Orleans, 12/20/98 (32 of 42, INT)  
388 — at N.Y. Giants, 11/16/97 (22 of 33, TD, 2 INT)  
337 — vs. Washington, 12/7/97 (19 of 38, 4 TD, 2 INT)

### COMPLETION PERCENTAGE

75.0 — vs. Dallas, 9/10/00 (18 of 24, 243 yds., 2 TD)  
73.3 — vs. Washington, 11/8/98 (22 of 30, 186 yds., TD)  
72.7 — vs. New Orleans, 12/20/98 (32 of 42, 394 yds., INT)  
72.0 — vs. Chicago, 10/11/98 (18 of 25, 157 yds., 2 INT)  
71.9 — vs. N.Y. Giants, 9/29/02 (23 of 32, 168 yds., TD)

### ATTEMPTS

57 — at Green Bay, 1/2/00 (35 comp., 396 yds., 2 TD, 3 INT)  
56 — vs. Dallas, 11/15/98 (31 comp., 465 yds., 3 TD, INT)  
49 — at N.Y. Giants, 9/3/00 (28 comp., 318 yds., 2 TD, 3 INT)  
48 — at Philadelphia, 9/12/99 (25 comp., 274 yds., TD, 3 INT)  
47 — vs. New Orleans, 10/29/00 (26 comp., 289 yds., TD, 2 INT)

### PASSING TOUCHDOWNS

4 — vs. Detroit, 11/18/01 (21 of 33, 334 yds.)  
4 — vs. Washington (19 of 38, 337 yds.)  
3 — vs. Dallas, 11/15/98 (31 of 56, 465 yds.)  
3 — vs. Atlanta, 12/21/97 (19 of 39, 237 yds.)  
2 — 20 times; last at San Fran., 12/21/02 (16 of 26, 109 yds.)

## DID YOU KNOW?

The Broncos scored a franchise-high 50 points in a victory over the San Diego Chargers on Oct. 6, 1963 (50-34). However, in 42 seasons of football — 656 regular and postseason games — the Broncos have never posted the following scores: 4, 5, 8, 47 and 49.

# JAKE PLUMMER CAREER GAME-BY-GAME

(Arizona victories asterisked)

1997	PASSING										RUSHING				
Opponent	S/P	Att.	Comp.	Yds.	Pct.	TD	INT	LG	S/Yds.	Rtg.	Att.	Yds.	Avg.	LG	TD
at Cincinnati				INACTIVE (3rd QUARTERBACK)											
vs Dallas*				INACTIVE (3rd QUARTERBACK)											
at Washington				INACTIVE (3rd QUARTERBACK)											
at Tampa Bay				INACTIVE (3rd QUARTERBACK)											
vs Minnesota				INACTIVE (3rd QUARTERBACK)											
vs N.Y. Giants				INACTIVE (3rd QUARTERBACK)											
at Philadelphia	(P)	9	5	98	55.6	1	0	34	2/14	130.8	3	22	7.3	18	0
vs Tennessee	(S)	40	21	195	52.5	2	4	19	6/38	43.2	6	34	5.7	10	0
vs Philadelphia*	(S)	18	7	132	38.3	1	1	38	4/24	60.4	3	17	5.7	9	0
at Dallas	(S)	22	13	148	59.1	0	0	29	8/40	79.4	7	51	7.3	31	0
at N.Y. Giants	(S)	33	22	388	66.7	1	2	70†	8/38	91.5	3	16	5.3	14	0
at Baltimore*	(S)	34	19	218	55.9	1	2	34	2/16	60.7	5	19	3.8	12	0
vs Pittsburgh	(S)	26	15	270	57.7	2	0	44	10/53	119.1	3	19	6.3	12	0
vs Washington	(S)	38	19	337	50.0	4	2	52	5/36	93.9	3	9	3.0	8	0
at New Orleans	(S)	37	17	180	45.9	0	2	29	5/26	38.1	3	21	7.0	10†	1
vs Atlanta*	(S)	39	19	237	48.7	3	2	44	2/6	72.3	3	8	2.7	4	1
Regular Season Total	9/10	296	157	2,203	53.0	15	15	70†	52/291	73.1	39	216	5.5	31	2

1998															
PASSING										RUSHING					
Opponent	S/P	Att.	Comp.	Yds.	Pct.	TD	INT	LG	S/Yds.	Rtg.	Att.	Yds.	Avg.	LG	TD
at Dallas	(S)	33	14	166	42.4	0	0	41	2/6	58.4	3	8	2.7	6	1
at Seattle	(S)	36	22	204	61.1	1	3	23†	7/41	51.2	3	23	7.7	11	0
vs Philadelphia*	(S)	35	21	137	60.0	1	0	26	3/8	77.9	2	5	2.5	3	0
at St. Louis*	(S)	31	21	211	67.7	1	1	29	1/8	84.2	6	10	1.7	8	0
vs Oakland	(S)	39	23	208	58.9	2	3	23	3/21	58.5	2	11	5.5	8	0
vs Chicago*	(S)	25	18	157	72.0	0	2	24	1/7	54.9	4	8	2.0	6	0
at N.Y. Giants	(S)	21	12	139	57.1	1	2	25	7/32	53.6	2	8	4.0	7	0
at Detroit*	(S)	25	15	198	60.0	2	1	36†	4/26	95.1	5	-3	-0.6	1	0
vs Washington*	(S)	30	22	186	73.3	1	0	18	4/22	100.1	3	50	16.7	27	3
vs Dallas	(S)	56	31	465	55.4	3	1	57	3/17	93.2	3	6	2.0	4	0
at Washington*	(S)	28	17	251	60.7	2	1	40	1/3	99.0	6	10	1.7	10†	0
at Kansas City	(S)	37	20	150	54.1	1	2	40	5/36	50.5	1	8	8.0	8	0
vs N.Y. Giants	(S)	40	18	263	45.0	1	2	54	2/10	54.5	4	18	4.5	11	0
at Philadelphia*	(S)	26	18	234	69.2	1	1	30	2/14	94.1	3	17	5.7	14	0
vs New Orleans*	(S)	44	32	394	72.7	0	1	33	0/0	90.5	4	38	9.5	21	0
vs San Diego*	(S)	41	20	274	48.8	0	0	36	4/29	70.6	0	0	0.0	0	0
Regular Season Total	16/16	547	324	3,737	59.2	17	20	57	49/280	75.0	51	217	4.3	27	4
at Dallas*†	(S)	36	19	213	52.8	2	2	59	0/0	66.1	3	1	0.3	4	0
at Minnesota§	(S)	41	23	242	56.1	0	2	39	0/0	53.1	4	9	2.3	5	0
Playoff Total	2/2	77	42	455	54.5	2	4	59	0/0	59.2	7	10	1.4	5	0

†NFC Wildcard Playoff; §NFC Divisional Playoff

1999															
PASSING											RUSHING				
Opponent	S/P	Att.	Comp.	Yds.	Pct.	TD	INT	LG	S/Yds.	Rtg.	Att.	Yds.	Avg.	LG	TD
at Philadelphia*	(S)	48	25	274	52.1	1	3	47	1/8	50.2	6	25	4.2	17	0
at Miami	(S)	27	11	112	40.7	0	4	26	2/18	13.7	2	4	2.0	5	0
vs San Francisco	(S)	31	16	176	51.6	0	2	31	5/27	41.9	5	20	4.0	10	0
at Dallas	(S)	33	16	111	48.4	1	3	26	1/4	28.7	3	18	6.0	10	0
vs N.Y. Giants*	(S)	19	13	156	68.4	1	0	37	3/21	110.9	3	3	1.0	3	1
vs Washington	(S)	23	12	99	52.2	0	2	19	2/0	27.3	0	0	0.0	0	0
vs New England				INACTIVE—FINGER											
at N.Y. Jets				INACTIVE—FINGER											
vs Detroit*				INACTIVE—FINGER											
vs Dallas*				INACTIVE—FINGER											
at N.Y. Giants*	(P)	18	12	125	66.7	2	0	23	1/4	123.6	2	0	0.0	1	0
vs Philadelphia*	(S)	37	20	179	54.1	1	1	38	1/6	65.0	7	22	3.1	9	1
at Washington	(S)	32	15	147	46.9	0	3	43	5/27	21.2	2	6	3.0	9	0
vs Buffalo	(S)	30	11	119	36.7	1	1	26†	2/11	46.4	1	-1	-1.0	-1	0
at Atlanta	(S)	26	15	217	57.7	0	2	63	1/5	52.9	6	21	3.5	7	0
at Green Bay	(S)	57	35	396	61.4	2	3	51	3/12	64.7	2	3	1.5	3	0
Regular Season Total	11/12	381	201	2,111	52.8	9	24	24	27/152	50.8	39	121	3.1	17	2

2000															
PASSING											RUSHING				
Opponent	S/P	Att.	Comp.	Yds.	Pct.	TD	INT	LG	S/Yds.	Rtg.	Att.	Yds.	Avg.	LG	TD
at N.Y. Giants	(S)	49	28	318	57.1	2	3	26	1/6	64.8	4	18	4.5	7	0
vs Dallas*	(S)	24	18	243	75.0	2	0	63	2/19	134.5	1	0	0.0	0	0
vs Green Bay	(S)	43	21	189	48.4	0	4	18	1/8	22.3	0	0	0.0	0	0
at San Francisco	(S)	41	24	239	58.5	1	0	56†	0/0	83.3	3	18	6.0	9	0
vs Cleveland*	(S)	30	17	171	56.7	2	0	53†	1/2	95.3	7	-1	-0.1	3	0
vs Philadelphia	(S)	30	18	213	60.0	2	2	70†	1/6	76.1	2	43	21.5	24	0
at Dallas	(S)	31	20	180	64.5	0	3	39	1/13	40.5	3	36	12.0	21	0
vs New Orleans	(S)	47	26	289	55.3	1	2	40	3/20	63.2	1	13	13.0	13	0
vs Washington*	(S)	19	12	146	63.2	0	1	42	1/13	64.8	4	0	0.0	2	0
at Minnesota	(S)	28	19	219	67.9	0	0	41	2/21	91.2	2	9	4.5	5	0
at Philadelphia	(S)	15	8	51	53.3	0	0	16	5/22	60.7	2	11	5.5	10	0
vs N.Y. Giants				INACTIVE—RIBS											
at Cincinnati	(S)	44	22	278	50.0	2	1	51	1/10	75.8	0	0	0.0	0	0
at Jacksonville				INACTIVE—RIBS											
vs Baltimore	(S)	43	23	266	53.5	1	2	56	2/8	60.8	4	6	1.5	5	0
at Washington	(S)	31	14	144	45.2	0	3	42	1/3	19.5	4	30	7.5	20	0
Regular Season Total	14/14	475	270	2,946	56.8	13	21	70†	22/151	66.0	37	183	4.9	24	0

2001															
PASSING										RUSHING					
Opponent	S/P	Att.	Comp.	Yds.	Pct.	TD	INT	LG	S/Yds.	Rtg.	Att.	Yds.	Avg.	LG	TD
vs Denver	(S)	28	16	242	57.1	1	1	47	3/18	82.7	1	19	19.0	19	0
vs Atlanta	(S)	35	23	276	65.7	1	3	58	4/31	63.5	2	-1	-0.5	0	0
at Philadelphia*	(S)	32	18	238	56.3	2	1	35†	1/6	87.8	1	1	1.0	1	0
at Chicago	(S)	37	20	216	54.1	1	0	31	1/10	80.5	2	7	3.5	5	0
vs Kansas City*	(S)	25	16	228	64.0	1	0	49	0/0	106.8	3	20	6.7	15	0
at Dallas	(S)	42	25	233	59.5	0	2	35	2/16	55.0	4	35	8.8	21	0
vs Philadelphia	(S)	41	24	293	58.5	1	1	52	3/23	78.6	0	0	0.0	0	0
vs N.Y. Giants	(S)	25	13	172	52.0	1	1	38†	2/37	70.8	3	9	3.0	8	0
vs Detroit*	(S)	33	21	334	63.6	4	1	68†	2/6	124.2	1	5	5.0	5	0
at San Diego*	(S)	31	19	241	61.3	1	2	37†	3/14	69.4	1	5	5.0	5	0
at Oakland*	(S)	38	22	249	57.9	1	0	50†	1/4	86.4	4	16	4.0	6	0
vs Washington	(S)	34	20	253	58.8	1	1	40	1/7	79.7	3	21	7.0	8	0
at N.Y. Giants	(S)	45	27	207	60.0	1	0	24†	3/10	78.7	3	27	9.0	15	0
vs Dallas*	(S)	31	17	144	54.8	0	0	58	1/10	67.1	1	0	0.0	0	0
at Carolina*	(S)	23	12	173	52.2	2	0	61†	0/0	105.9	4	-1	-0.3	5	0
at Washington	(S)	25	11	154	44.0	0	1	48	2/12	47.8	2	0	0.0	0	0
Regular Season Total	16/16	525	304	3,653	57.9	18	14	68†	29/204	79.6	35	163	4.7	21	0



## MONSANTO POPE

6-3 • 300 • 2ND YR. • VIRGINIA

**BORN:** January 27, 1978 in Norfolk, Va.  
**HIGH SCHOOL:** Hopewell High School, Hopewell, Va.  
**RESIDES:** Hopewell, Va.  
**ACQUIRED:** Draft #7b (231st overall), 2002  
**PRO YEAR:** 2nd • **YEAR WITH BRONCOS:** 2nd  
**NFL GAMES PLAYED/STARTED:** 14/1 • **POSTSEASON:** 1/0

# 75

### DEFENSIVE TACKLE

**M**onsanto Pope made a big impact in the middle of the Broncos' defensive line as a rookie, and comes back in 2003 with hopes of competing for a starting role. Last year, Pope racked up 22 tackles (19 solo) in 14 games, and picked up four sacks (-16 yards), and did this after making the team as a seventh-round draft pick. He is a big, powerful run-stuffing force who will fight with Lionel Dalton for playing time. Pope was selected with the Broncos' second pick of the seventh round (231st overall) of the 2002 NFL Draft.


**2002:** Pope played in 14 games and made one start (at Oak., 12/22), posting 22 tackles (19 solo), including four sacks (-16), as well as a pass defended. He recorded his fourth sack in the season finale vs. Ariz. (12/29) by dropping Jake Plummer for a 7-yd. loss. He also batted down a Plummer pass for his only pass defense of the year. Pope made his first career start and recorded his first multi-sack game at Oak. (12/22) when he brought down Rich Gannon twice (-7), among his season-high-tying three solo tackles. Pope also tied his season high in games 11 and 12 with three tackles at Sea. (11/17) and vs. Ind. (11/24), matching his total from Wk. 1. Pope was declared inactive at K.C. (10/20) and at N.E. (10/27) because of a sprained ankle. His first sack came in his NFL debut, vs. St. L. (9/8), as he dropped Kurt Warner for a 2-yd. loss among his three solo tackles. Pope left the Mia. game (10/13) in the 3rd qtr. with a sprained right ankle and went to the locker room for x-rays. He returned to the game, but missed the next two contests.

**COLLEGE:** Pope earned All-Atlantic Coast Conference honorable mention and shared the Ned McDonald Award as the team's Outstanding Defensive Player with linebacker Angelo Crowell. He came into his own as a senior, starting every game at nose guard and tying the school season record for interior linemen with 98 tackles (59 solo), including five sacks (-21) and nine stops for losses (-29), while also forcing a fumble and recovering one. Pope recorded a career-high 15 tackles (10 solo) vs. both Virginia Tech and Maryland, and added 12 (8 solo) vs. Clemson, including a 3-yd. sack of Woodrow Dantzler. His also had a solo sack vs. Florida State. As a junior, Pope received the Colonel Frank C. McCue Award as the team's Outstanding Interior Lineman, starting all 11 games at strongside defensive tackle. He recorded 33 tackles (27 solo), including two sacks (-23) and six stops for losses (-31), and also forced a fumble, deflected two passes and blocked a kick. Pope started five games at defensive tackle (season opener) and end as a sophomore, finishing with 11 tackles (8 solo) and two stops for losses (-4). He missed six games because of a knee injury. He appeared in every game, with five starts at nose guard, as he recorded 28 tackles (10 solo), including three stops for losses (-9), and also recovered a fumble and deflected two passes as a redshirt freshman.

**PERSONAL:** Pope was a three-year starter at Hopewell (Va.) High School, where he was chosen first-team all-state Group AAA by The Associated Press and all-region at defensive end as a senior. He was also named the Central District's Defensive Player of the Year after helping lead Hopewell to the playoffs for the first time since 1988. Pope made the all-district first team at defensive end, tight end and punter, as a senior, when he was also team captain. His defensive statistics also included 88 tackles, six quarterback sacks, an interception, a blocked kick and six forced fumbles. As a tight end he caught 10 passes for 250 yds. (25.0) and a touchdown. Pope also earned three letters in basketball and helped lead Hopewell to the Group AAA state finals as a junior. He was a first-team all-state Group AAA selection and the state's leading scorer as a senior, averaging 28 points per game. Monsanto Leshawn Pope was born Jan. 27, 1978 in Norfolk, Va.

#### POPE'S REGULAR SEASON RECORD

Year	Club	G	S	UT	A	TT	S-Yds.	I-Yds.	PD	FF	FR	TD-Int.	TD-FR	S	Pts.
2002	Denver	14	1	19	3	22	4-16	0-0	1	0	0	0	0	0	0



## CLINTON PORTIS

5-11 • 205 • 2ND YR. • MIAMI

**BORN:** September 1, 1981 in Laurel, Miss.  
**HIGH SCHOOL:** Gainesville High School, Gainesville, Fla.  
**RESIDES:** Miami, Fla.  
**ACQUIRED:** Draft #2 (51st overall), 2002  
**PRO YEAR:** 2nd • **YEAR WITH BRONCOS:** 2nd  
**NFL GAMES PLAYED/STARTED:** 16/12 • **POSTSEASON:** 1/0

# 26

### RUNNING BACK

**C**linton Portis exploded on the NFL scene last season and helped guide the Broncos' rushing attack to a fifth overall ranking in the NFL. After playing in all 16 games and starting each of the last 12, he ranked fourth in the NFL in rushing with a franchise rookie-record 1,508 yards and 15 touchdowns on 273 carries and was named NFL Offensive Rookie of the Year. Portis' 1,872 total yards from scrimmage ranked fifth in the AFC (6th NFL), while his 95 first downs ranked fourth in the AFC and the NFL. Portis scored 11 touchdowns (10 rush., 1 rec.) in the last six games of the season, and in the five December games averaged 134.4 rushing yards, 165.2 total yards, 1.8 touchdowns and 6.5 yards per carry. He led all NFL rookies in rushing yards (1,508), total yards from scrimmage (1,872), rushing touchdowns (15) and total touchdowns (17), and led the NFL in yards-per-carry (5.52) among all running backs with 100 or more carries. Portis' 1,508 yards rushing are the fifth most by a rookie in NFL history, most ever by a Broncos rookie and fourth most by any Denver player. His 1,872 total yards from scrimmage were most ever by a Broncos rookie, and third most by any Bronco. Portis' 15 rushing touchdowns tied a Broncos rookie record (Mike Anderson, 2000) and tied for second most by any Bronco. He was the Broncos' second-round (51st overall) selection of the 2002 NFL Draft, entering the draft after his junior year.

**2002:** Portis was named NFL Offensive Rookie of the Year by AP, *Pro Football Weekly*, *Football Digest* and the Touchdown Club of Columbus; NFL Rookie of the Year by *The Sporting News* and *Sports Illustrated* and named to *Pro Football Weekly's* All-Rookie team. He played in all 16 games and started each of the last 12, and ranked fourth in the NFL in rushing with a franchise rookie-record 1,508 yds. and 15 touchdowns (tying the franchise rookie record) on 273 carries (franchise-record 5.52 yds. per carry), with a long of 59, while also ranking fifth on the team with 33 receptions for 364 yds. (11.0) and two touchdowns, with a long of 66. Portis' 1,872 total yds. from scrimmage ranked fifth in the AFC (6th NFL), while his 95 first downs ranked fourth in the AFC and the NFL.

- Portis scored 11 touchdowns (10 rush., 1 rec.) in the last six games of the season, and in the five December games averaged 134.4 rushing yds., 165.2 total yds., 1.8 touchdowns and 6.5 yds. per carry.
- He led all NFL rookies in rushing yards (1,508), total yards from scrimmage (1,872), rushing touchdowns (15) and total touchdowns (17), and led the NFL in yds.-per-carry (5.52) among all running backs with 100 or more carries.
- Portis' 1,508 yards rushing are the fifth most by a rookie in NFL history, most ever by a Broncos rookie and fourth most by any Denver player.
- His 1,872 total yards from scrimmage were most ever by a Broncos rookie, and third most by any Bronco.
- Portis posted the second best yards-per-carry avg. (5.52) for a rookie in NFL history behind Franco Harris' 5.61 in 1972, and set a franchise record.

#### ALL-TIME NFL ROOKIE RUSHING LEADERS

##### Most Rushing Yards in a Rookie Season, NFL History

Player	Team	Year	Yards	Att.	Avg.	TD
1. Eric Dickerson	L.A. Rams	1983	1,808	390	4.6	18
2. George Rogers	New Orleans	1981	1,674	378	4.4	13
3. Otis Anderson	St. Louis Cardinals	1979	1,605	331	4.8	8
4. Edgerrin James	Indianapolis	1999	1,553	369	4.2	13
5. Clinton Portis	Denver	2002	1,508	273	5.5	15
6. Mike Anderson	Denver	2000	1,487	297	5.0	15
Curtis Martin	New England	1995	1,487	368	4.0	14



## PORTIS RANKS AMONG NAMES IN BRONCOS RECORD BOOK

### Broncos All-Time Top Five Single-Game Rushing and Total Yardage Marks

Rushing				Total Yardage			
Player, Opp. (Date)	Att	Yds	TD	Player, Opp. (Date)	Yds	Rush	Rec TD
1. Mike Anderson at N.O. (12/3/00)	37	251*	4	1. Anderson at N.O. (12/3/00)	256	251*	5 4
2. Clinton Portis vs. Ari. (12/29/02)	24	228	2	2. Portis vs. Ari. (12/29/02)	246	228	18 2
3. Terrell Davis vs. Cin. (9/21/97)	27	215	1	3. Davis at Buf. (10/26/97)	236	207	29 1
4. Terrell Davis at Sea. (10/11/98)	30	208	1	4. Davis vs. Cin. (9/21/97)	228	215	13 1
5. Terrell Davis at Buf. (10/26/97)	42	207	1	5. Davis at S.D. (11/30/97)	214	178	36 1

\*NFL rookie records

- His 17 total touchdowns set a franchise rookie record, were second most by any Bronco in a season and tied for third most by a rookie in NFL history.
- Portis' 15 rushing touchdowns tied a Broncos rookie record (Mike Anderson, 2000) and tied for second most by any Bronco.
- His 17 total touchdowns and 102 points both tied for third in the NFL (non-kickers) in 2002.
- Portis posted eight 100-yard rushing games in 2002, a Broncos rookie record and third most by an Bronco in a season.
- His 228 rushing yds. in the season-finale vs. Ariz. (12/29) were the fourth most by a rookie in NFL history, and tied for the 16th best single-game total by any player in league history.
- Portis was named NFL Offensive Rookie of the Month for October, rushing for 358 yds. and three touchdowns on 79 carries (4.5), and catching 11 passes for 98 yds. (8.9) and one TD.

Portis closed the season on a high note vs. Ariz. (12/29), rushing for 228 yds. and two touchdowns on 24 carries (career best 9.5 avg.), tying the best rushing performance in the NFL in 2002 (also done by Ricky Williams, at Buf., 12/1), and posting the second best rookie and overall rushing mark in Broncos franchise history, trailing only Mike Anderson's 251-yd. rushing output in 2000 (at N.O., 12/3). It tied for the 16th best individual rushing day in NFL history, and was the fourth best single-game rushing performance by a rookie in league history. He also added 18 rec. yds. on two catches for a career-high 246 total yds. from scrimmage on the day, and posted the first two 100-yd. rushing halves of his career, chalking up 120 yds. on 8 carries (15.0) in the first half and 108 more on 16 attempts in the second. His longest run of the season, of 59 yds., came in the 2nd qtr. Portis had the previous best all-around game of his young career vs. K.C. (12/15) posting single-game highs in several categories and notching his seventh 100-yd. rushing game of the season, setting a franchise record for a rookie and tying for third most overall by a Bronco. He broke Anderson's record of six. Portis rushed for 130 yds. on 21 carries (6.2) on the day, and caught three passes for a career-high 75 yds. (25.0), totaling a then career-high 205 total yards from scrimmage and four touchdowns, to tie the franchise record and earn "Pepsi NFL Rookie of the Week" through online fan balloting on NFL.com. He rushed for a career-high three touchdowns-including a then career best 51-yd. touchdown dash-and caught a career-long 66-yd. touchdown pass from Brian Griese on a screen play. His four total touchdowns were a career high and tied Anderson's franchise record (12/3/00 at New Orleans; all 4 by rush). He surpassed the 1,000-yd. mark at the Jets (12/8) by gaining 103 yards on 24 carries (4.3). It was his sixth 100-yd. rushing game of the season, tying Anderson's franchise rookie record. Portis had a banner day at S.D. (12/1), posting single-game high in rushing. He rushed for

## PORTIS AMONG ALL-TIME GREAT BRONCOS RUNNING BACKS

### Broncos All-Time Top Five Single-Season Rushing and Total Yardage Leaders

Rushing					Total Yardage					
Player	Year	Yds	Att	TD	Player	Year	Yds	Rush	Rec	TD
1. Terrell Davis	1998	2,008	392	21	1. Davis	1998	2,225	2,008	217	23
2. Terrell Davis	1997	1,750	369	15	2. Davis	1997	2,037	1,750	287	15
3. Terrell Davis	1996	1,538	345	13	3. Portis	2002	1,872*	1,508*	364	17*
4. Clinton Portis	2002	1,508	273	15	4. Davis	1996	1,848	1,538	310	15
5. Mike Anderson	2000	1,487	297	15	4. Armstrong	1974	1,812	1,407	405	12
					5. Anderson	2000	1,656	1,487	169	15

\*represents franchise rookie record

### Broncos All-Time Single-Season Touchdown Leaders, Total and Rushing

Player.....	Total TDs	Player.....	Rushing TDs
1. Terrell Davis, 1998.....	23	1. Terrell Davis, 1998.....	21
2. Clinton Portis.....	17	2. Clinton Portis, 2002.....	15
3. Mike Anderson.....	15	Mike Anderson, 2000.....	15
4. Terrell Davis, 1997.....	15	Terrell Davis, 1997.....	15
Terrell Davis, 1996.....	15	5. Terrell Davis, 1996.....	13

## PORTIS TOPS IN SINGLE-SEASON RUSHING AVERAGE

### Broncos Best Rushing Average for a Season and by a Rookie

Player.....	Rushing Avg.	Rookie.....	Rushing Avg.
1. Clinton Portis, 2002.....	5.52	1. Clinton Portis, 2002.....	5.52
2. Otis Armstrong, 1974.....	5.35	2. Mike Anderson, 2000.....	5.01
3. Terrell Davis, 1998.....	5.12	3. Terrell Davis, 1995.....	4.71
4. Mike Anderson, 2000.....	5.01	4. Larry Canada, 1978.....	4.62
5. Floyd Little, 1969.....	4.99	Jon Keyworth, 1974.....	4.62

a then-career-high 159 yds. and two touchdowns on 23 carries, which was the best rushing effort by a Bronco since Anderson had 251 yds.-the NFL rookie record-at N.O. (12/3/00). With his fifth 100-yd. rushing game he tied Bobby Humphrey for the second most 100-yd. rushing games by a Broncos rookie. Portis had a 43-yard touchdown scamper in the game, and he added 34 yds. receiving on 3 catches to give him 193 total yds. from scrimmage. The two scores-third time this season-gave him four touchdowns over a two-game span. Also, Portis recorded his second straight 100-yd. game against the Chargers, giving him two of just eight total 100-yd. games allowed by the Chargers in their last 78 outings. Portis tied a career high with two touchdowns vs. Ind. (11/24), one from 11 yds. out and one from 9, to post his second multi-touchdown game of the season. Portis rushed for 136 yds. at Sea. (11/17) on 23 carries and caught two passes for 52 yds. (26.0), en route to a 188 total yds. from scrimmage. His day included a 34-yd. rush and a 38-yd. reception, at the time the longest of his career, and was the best rushing performance by a Bronco since Mike Anderson rushed for 155 yards vs. K.C. (10/7/01). He scored his fifth rushing touchdown (sixth total) vs. Oak. (11/11) on a 1-yd. run, giving him four rushing scores in a three-game span. Portis had a big day at N.E. (10/27) with 26 carries for 111 yds. (4.3) and two touchdowns, recording his third 100-yd. rushing game of the season. He scored on runs of 1 and 4 yds. to post the first multi-touchdown game by a Broncos running back since Anderson had two rushing scores vs. Sea. (12/10/00). Portis had a then-career-high 142 total yds. from scrimmage against Mia. (10/13) when he tallied 75 yds. rushing on 18 carries (4.2) and caught six passes for 67 yds., including a long of 21. Versus S.D. (10/6) he made his first NFL start and rushed for 102 yds. on a then-career-high 20 carries for his second 100-yd. rushing game in a three-week span. It was also just the fifth individual 100-yd. rushing game allowed by the Chargers in their last 72 outings. He also caught an 8-yd. touchdown pass, the first of his career. Portis had a break-out game vs. Buf. (9/22), replacing the injured Olandis Gary (ankle) and rushing for 103 yds. and a touchdown on 18 carries. It was Portis' first career touchdown and 100-yd. rushing game, and made Portis the second youngest player in NFL history to rush for 100 yds. in a game. He was 21 years and 21 days old at the time, three weeks older than Chicago's Rashaan Salaam, who posted his first 100-yd. game on his 21st birthday in 1995. Portis also caught his first career pass for 4 yds. in the Buffalo contest. In his NFL debut, in Wk. 1 vs. St. L. (9/8), Portis gained 15 yds. on a 4th-and-1 play in the 4th qtr. to keep the eventual game-clinching scoring drive alive.

**COLLEGE:** Portis earned first-team All-Big East honors from the league's coaches and third-team All-America acclaim from the Associated Press his junior year. He took over the tailback duties full-time for the first time in his career as a true junior and rushed for 1,200 yds. and 10 touchdowns on 220 carries (5.5 avg.), becoming only the fifth player in school history to gain more than 1,000 yds. on the ground in a season. Portis' performance ranked No. 3 on the Hurricanes' all-time single-season list behind Edgerrin James (1,416 in 1998) and Ottis Anderson (1,266 in 1978), and he helped guide Miami to an undefeated season and a national championship with a win over Nebraska in the Rose Bowl. He also caught 12 passes for 125 yds. (10.4 avg.) and a score. Portis' 10 rushing touchdowns and 11 total scores rank seventh on the school's single-season, and his eight 100-yd. performances tied the school record first set by Anderson in 1978. As a sophomore, he rushed for 485 yds. and two touchdowns on 77 carries (6.3 avg.) in eight games. He also added 103 yds. on five receptions (20.6 avg.). Portis was a freshman All-America selection by *The Sporting News*, as he became just the second true freshman to start at running back at Miami since the 1975 season. He became an integral part of the offense following Najeh Davenport's season-ending injury in the Kickoff Classic and injuries to James Jackson. Portis set a school freshman record with five 100-yd. performances, and led the team with 838 yds. and eight touchdowns on 143 carries (5.9 avg.) in 10 games. He also caught four passes for 44 yds. (11.0 avg.) and a pair of scores and recovered a fumble.

**PERSONAL:** Portis was a *USA Today* Honorable Mention All-American at Gainesville (Fla.) High School. He was named the No. 10 running back in the SEC Region by PrepStar; was Florida's #4 tailback on the Florida Times-Union Super 75; was rated the 39th best player on the Tampa Tribune Florida top 50; was a Tampa Tribune Blue Chip selection; a Super Prep All-SEC Region Honorable Mention and No. 27 player in Florida, as well as first-team all-state, all-region and all-area selection. A three-year starter, Portis was the *Gainesville Sun* Player of the Year and set a school record rushing for 2,036 yds. as a senior. He averaged 8.0 yds. per carry and scored 26 touchdowns, and also saw action at defensive back where he had 79 tack-

les, three sacks and two interceptions. Portis was a standout in track and field, as well, clocking 10.6 in the 100 meters and participating on a state-record 4x100-meter relay team (40.8) and state champion 4x400-meter relay team. He posted a leap of 6'-6" in the high jump and 22'-8" in the long jump. Clinton Earl Portis was born Sept. 1, 1981 in Laurel, Miss.

### PORTIS' REGULAR SEASON RECORD

Year	Club	RUSHING								RECEIVING					SCORING				
		G	S	No.	Yds.	Avg.	LG	TD	No.	Yds.	Avg.	LG	TD	TD	TDr	Tdp	TDrt	2pt	Pts.
2002	Denver	16	12	273	1,508	5.5	59	15	33	364	11.0	66t	2	17	15	2	0	0	102

### PORTIS' SINGLE GAME HIGHS

**Most rushes** — 26 at New England, 10/27/02. **Most rushing yards** — 228 vs. Arizona, 12/29/02. **Longest rush** — 59 vs. Arizona, 12/29/02. **Most rushing TDs** — 3 vs. Kansas City, 12/15/02. **Most receptions** — 6 vs. Miami, 10/13/02. **Most receiving yards** — 75 vs. Kansas City, 12/15/02. **Longest reception** — 66 (TD) vs. Kansas City, 12/15/02. **Most receiving TDs** — 1, twice, vs. Kansas City, 12/15/02 and vs. San Diego, 10/6/02. **Most rushing yards in one quarter** — 80 vs. Arizona, 12/29/02. **Most rushing yards in one half** — 120 (second half) vs. Arizona, 12/29/02. **Most total yards** — 246 vs. Arizona 12/29/02. **Most total touchdowns** — 4 vs. Kansas City, 12/15/02.

### PORTIS' REGULAR SEASON TOP FIVE

#### Rushing Yards

228 — vs. Arizona, 12/29/02 (24 att., 2TD)  
159 — at San Diego, 12/1/02 (23 att., 2TD)  
136 — at Seattle, 11/17/02 (23 att.)  
130 — vs. Kansas City, 12/15/02 (21 att., 3TD)  
111 — at New England, 10/27/02 (26 att., 2TD)

#### Receiving Yards

75 — vs. Kansas City, 12/15/02 (3 rec., TD)  
67 — vs. Miami, 10/13/02 (6 rec.)  
52 — at Seattle, 11/17/02 (2 rec.)  
34 — at San Diego, 11/1/02 (3 rec.)  
30 — at Baltimore, 9/30/02 (3 rec.)

#### Total Yards From Scrimmage

246 — vs. Arizona, 12/29/02 (228 rush, 18 rec)  
205 — vs. Kansas City, 12/15/02 (130 rush, 75 rec)  
193 — at San Diego, 12/1/02 (159 rush, 34 rec)  
188 — at Seattle, 11/17/02 (136 rush, 52 rec)  
142 — vs. Miami, 10/13/02 (75 rush, 67 rec)

#### Rushing Attempts

26 — at New England, 10/27/02 (111 yds., 2TD)  
24 — at New York Jets, 12/8/02 (103 yds.)  
24 — vs. Arizona, 12/29/02 (228 yds., 2TD)  
23 — at Seattle, 11/17/02 (136 yds.)  
23 — at San Diego, 12/1/02 (159 yds., 2TD)

#### Receptions

6 — vs. Miami, 10/13/02 (67 yds.)  
4 — vs. Oakland, 11/1/02 (26 yds.)  
3 — vs. Kansas City, 12/15/02 (75 yds., TD)  
3 — at San Diego, 11/1/02 (34 yds.)  
3 — at Baltimore, 9/30/02 (30 yds.)  
3 — at New York Jets, 12/8/02 (22 yds.)  
3 — at Kansas City, 10/20/02 (14 yds.)

#### Longest Runs From Scrimmage

59 — vs. Arizona, 12/29/02 (24-228, 2TD)  
51 — vs. Kansas City, 12/15/02 (21-130, 3TD)  
43t — at San Diego, 12/1/02 (23-159, 2TD)  
34 — at Seattle, 11/17/02 (23-136)

### CLINTON PORTIS' CAREER GAME-BY-GAME

(Denver victories asterisked)

2002	Date	Opponent	RUSHING					RECEIVING					SCORING	
			No.	Yds.	Avg.	LG	TD	No.	Yds.	Avg.	LG	TD	2pt.	Pts.
	Sep 8	vs. St. Louis*	5	34	6.8	15	0	0	0	0.0	-	0	0	0
	Sep 15	at San Francisco*	4	12	3.0	6	0	0	0	0.0	-	0	0	0
	Sep 22	vs. Buffalo*	18	103	5.7	24	1	1	4	4.0	4	0	0	6
	Sep 30	at Baltimore	8	55	6.9	24	0	3	30	10.0	17	0	0	0
	Oct 6	vs. San Diego*	20	102	5.1	16	0	2	17	8.5	9	1	0	6
	Oct 13	vs. Miami	18	75	4.2	15	0	6	67	11.2	21	0	0	0
	Oct 20	at Kansas City*	15	70	4.7	17	1	3	14	4.7	5	0	0	6
	Oct 27	at New England*	26	111	4.3	11	2	0	0	0.0	-	0	0	12
	Nov 11	vs. Oakland	14	50	3.6	11	1	4	26	6.5	15	0	0	6
	Nov 17	at Seattle*	23	136	5.9	34	0	2	52	26.0	38	0	0	0
	Nov 24	vs. Indianapolis	18	88	4.9	11	2	0	0	0.0	-	0	0	12
	Dec 1	at San Diego	23	159	6.9	43t	2	3	34	11.3	17	0	0	12
	Dec 8	at New York Jets	24	103	4.3	10	0	3	22	7.3	12	0	0	0
	Dec 15	vs. Kansas City*	21	130	6.2	51	3	3	75	25.0	66t	1	0	24
	Dec 22	at Oakland	12	52	4.3	13	1	1	5	5.0	5	0	0	6
	Dec 29	vs. Arizona*	24	228	9.5	59	2	2	18	9.0	14	0	0	12
2002 Regular Season Totals			273	1,508	5.5	59	15	33	364	11.0	66t	2	0	102

### CLINTON PORTIS' 100-YARD RUSHING GAMES (8)

\*denotes Broncos win (Broncos are 6-2 in the regular season Portis rushes for 100 or more yards.)

Date	Opponent	Rec.	Yds.	Avg.	LG	TD
9/22/02	vs. Buffalo*	18	103	5.7	24	1
10/6/02	vs. San Diego*	20	102	5.1	16	0
10/27/02	at New England*	26	111	4.3	11	2
11/17/02	at Seattle*	22	137	6.2	18	1
12/1/02	at San Diego	28	111	4.0	17	0
12/8/02	at New York Jets	19	110	5.8	60t	1
12/15/02	vs. Kansas City*	30	176	5.9	19	1
12/29/02	vs. Arizona*	22	135	6.1	34	1



## TREVOR PRYCE

6-5 • 295 • 7TH YR. • CLEMSON

**BORN:** August 3, 1975 in Brooklyn, N.Y.  
**HIGH SCHOOL:** Lake Howell High School, Casselberry, Fla.  
**RESIDES:** Aurora, Colo.  
**ACQUIRED:** Draft #1 (28th overall), 1997  
**PRO YEAR:** 7th • **YEAR WITH BRONCOS:** 7th  
**NFL GAMES PLAYED/STARTED:** 87/81 • **POSTSEASON:** 8/3

# 93

## DEFENSIVE END

Trevor Pryce was given the tall task of switching from defensive tackle to end in 2002, and he did a little more than just make a smooth transition. The seventh-year veteran out of Clemson earned his fourth straight trip to the Pro Bowl and led the team in sacks with nine (-68 yards). With 41 sacks over the past four seasons Pryce has established himself as one of the elite defensive linemen in the NFL, and hopes to continue his climb this year. Pryce earned his first Pro Bowl berth and consensus All-NFL honors in 1999 and made numerous All-Pro lists again in 2000 along with his second Pro Bowl nod. A five-year starter for the Broncos, Pryce ranked in the NFL's top 10 in sacks in 1999 and 2000, and has either shared or held outright the team sack lead for five straight seasons. His 13 sacks in 1999 are fifth most in franchise history, and his 42.5 career sacks rank ninth on the Broncos' all-time list. Pryce has now played in 87 games (81 starts) and made 297 tackles (233 solo), including 51.5 sacks (-335.5), as well as two interceptions, four passes defended, eight forced fumbles, three fumble recoveries, a blocked field goal and a touchdown on a fumble return. He has also played in eight postseason games (3 starts) and added 13 tackles (9 solo), including one sack, as well as a pass defended. Pryce was the Broncos' first round draft choice (28th overall) in 1997, entering the draft after his junior year.

**2002:** Pryce—voted to start in the Pro Bowl for the fourth consecutive season—started all 16 games at left defensive end and posted 61 tackles (51 solo), including a team-leading nine sacks (-68), which tied for seventh in the AFC, as well as a pass defended, a forced fumble and a fumble recovery. Pryce had a sack in each of the Broncos' first three games and also posted 5.5 in a five-game stretch in mid-season. He brought his season sack total to nine with half a sack (-5) in the season finale vs. Ariz. (12/29). Pryce blocked a Steve Christie field goal in overtime at S.D. (12/1) that was recovered by Deltha O'Neal, the second field-goal block of Pryce's career. He had his seventh career multi-sack game at Sea. (11/17) with 1.5 sacks (-9) among his five tackles (3 solo). He posted three solo tackles vs. Oak. (11/11) before suffering a first-degree medial collateral sprain in his left knee in the 3rd qtr. Pryce raised his sack total to seven with a 7-yd. sack of Tom Brady at N.E. (10/27). He recorded his sixth career multi-sack at K.C. (10/20) with two sacks (-17) of Trent Green. Pryce recorded a season-high seven tackles (6 solo) vs. Mia. (10/13), including a sack (-9) of Jay Fiedler on which he forced a fumble and recovered it to set up a field goal. Versus Buf. (9/22) Pryce's one solo tackle was a sack of Drew Bledsoe for a 9-yd. loss. He dropped Jeff Garcia for an 8-yd. sack at S.F. (9/15) to pass Tom Jackson (44) for seventh on the Broncos' all-time sacks list, finishing the day with 44.5 for his career. In Wk. 1 vs. St. L. (9/8) Pryce posted his first sack of the year (43.5 career) to pass Rich Jackson (43) for eighth in team history.

**2001:** Pryce—voted to start in the Pro Bowl for the third year in a row, while also earning second-team All-NFL honors from the Associated Press and *College & Pro Football Newsweekly*, and All-AFC kudos from *Football News*—started all 16 games at right defensive tackle and posted 55 tackles (42 solo), including a team-leading (tie) seven sacks (-50), while also adding three passes defended and two forced fumbles. He recorded his seventh sack of the season at K.C. (12/16), dropping Trent Green for a 3-yd. loss, among his five tackles. Pryce recorded five tackles (4 solo) vs. Sea. (12/9), including a sack of Matt Hasselback for an 8-yd. loss in the 2nd qtr. Pryce made four tackles at Dal. (11/22), one for a loss, and caused a fumble. He added to his team-leading sack total vs. S.D. (11/11) by taking down Chargers quarterback Doug Flutie for an 18-yd. loss. Pryce made four tackles at Oak. (11/5) and caused a fumble that led to a Denver field goal. He posted his fourth sack of the season vs. N.E. for -6 yds., among his three solo tackles. His third sack of

### OFF THE FIELD

*Trevor owns a record label called Outlook Music Co., which opened in 2002 and was recently picked up by Hollywood Records. The first release on the label, by the group Roman Candle, is called "Says Pop," and was issued this year. The Outlook label also includes the group 33 Hz—an urban pop band from Brooklyn, N.Y.—and 17-year old singer Melissa Lujan. Trevor is also an accomplished DJ who has been working on his own CD of originally produced music, called "Revenge," which has been in the works for about six years.*

the season, vs. K.C. (10/7), raised his career total to 38.5 (42.5 by year's end) to move into ninth on the Broncos' all-time list, ahead of Dave Costa (37.5). Pryce dropped Trent Green for a 4-yd. loss. His second sack of the season came at Ariz. (9/23) on Jake Plummer for a 3-yd. loss. Pryce's first sack came in the opener vs. the Giants (9/10) on Kerry Collins, and resulted in an 8-yd. loss.

**2000:** Pryce—voted as a Pro Bowl starter for the second straight season, while earning second-team All-Pro honors from *College & Pro Football Newsweekly* and All-AFC nods from *Pro Football Weekly* and *Football News*—started at right defensive tackle in all 16 games and posted 44 tackles (36 solo), including a team-leading 12 sacks (-76.5), as well as two forced fumbles and one fumble recovery (at Oak., 9/17) which he returned 28 yds. for his first NFL touchdown. Pryce ranked fifth in the AFC (T9th NFL) in sacks—No. 1 among defensive tackles (No. 3 NFL)—and recorded 5.5 (-33) in the three-game period of Weeks 5-7. His 12th sack came in the finale vs. S.F. (12/23) when stripped the ball from Jeff Garcia for a 9-yd. loss. He posted sacks in back-to-back games, dropping Rich Gannon for a 4-yd. loss vs. Oak. (11/13) and Ryan Leaf for a 5-yd. loss vs. S.D. (11/19) to raise his total to nine for the season, and made it four sacks in four weeks with his two sacks at N.O. (12/3). It was Pryce's fifth career multi-sack game, and gave him 34.5 sacks for his career to move ahead of teammate Maa Tanuvasa (33) for 10th on the all-time franchise list. He missed the second half at Cin. (10/22) with a knee sprain. In Week 7 he dropped Cleve. quarterback Tim Couch (10/15) for a 5-yd. loss in Denver's 44-10 win, a week after his stellar performance at S.D. (10/8) when he tied his career high with three sacks of Jim Harbaugh (-17). That performance was preceded by a 1.5-sack effort on New England's Drew Bledsoe (10/1). The San Diego game marked the third time in his career Pryce had posted three sacks in a single game, and was his fourth career multi-sack game. He posted a solo sack of Atlanta's Chris Chandler (-8) in Week 2, on which he forced a fumble, and shared a 7-yd. sack of Chandler with Harald Hasselbach later in the game. Pryce started at right defensive tackle in the AFC Wild Card Game at Balt. (12/31) and posted a career postseason-high seven solo tackles and a pass defended.

**1999:** Pryce was chosen as a starter in his first Pro Bowl appearance; named first-team All-NFL by the Associated Press, *Sports Illustrated* and *College & Pro Football Newsweekly*; second-team All-NFL by *Football Digest* and All-AFC by *Pro Football Weekly*. He started at right defensive tackle in 15 games and ranked eighth on the team — tops among defensive linemen — with 50 tackles (36 solo), including a team-leading and career-high 13 sacks (-75), as well as one interception, three forced fumbles and one fumble recovery. Pryce ranked second in the AFC (5th NFL) in sacks, and posted more than any other defensive tackle in the league. His 13 sacks tied for fifth on Denver's all-time single-season list, and were the most by a Bronco since Alfred Williams notched 13 in 1996. Pryce's interception came in the backfield at K.C. (9/19), as he pulled the ball out of the air after Elvis Grbac was hit by Neil Smith while trying to throw. It was his second career interception. Pryce's first three sacks came at Tampa Bay (9/26) on Trent Dilfer, establishing a career high. It marked the first time since Oct. 6, 1997 (Maa Tanuvasa) that a Bronco had registered three sacks in one game. He added his fourth a week later (10/3), dropping the Jets' Rick Mirer for a 5-yd. loss, and made it three weeks in a row with a sack by dropping Oakland's Rich Gannon for a 9-yd. loss in Denver's 16-13 Week 5 win (10/10). Pryce raised his season total to six sacks vs. Minnesota (10/31) with an 8-yd. sack of Jeff George for a safety to give Denver a 9-0 lead in the 1st qtr. His seventh came at San Diego (11/7) on Jim Harbaugh (-3). Pryce turned in perhaps the most important play of the game in Denver's 27-21 overtime win against Oakland (11/22) on Monday Night Football, stripping the ball from Raiders quarterback Rich Gannon on a sack in overtime, and recovering the fumble to give Denver possession at Oakland's 24-yd. line in overtime. Denver's Olandis Gary scored on a 24-yd. run on the next play to win the game. Pryce tied his single-game career high with three sacks (-11) of Mark Brunell at Jacksonville (12/13), and ran his season total to 12 with a 7-yd. sack of Jon Kitna vs. Seattle (12/19). He knocked the ball loose on his first sack to record his third forced fumble of the season. Pryce sustained a knee injury in the Seattle game that was bothersome enough to keep him out of the following week's game at Detroit (12/25). He returned a week later for the season-finale vs. S.D. (1/2) and posted his 13th sack, dropping Moses Moreno for a 3-yd. loss.

**1998:** Pryce started at right defensive tackle in 15 of the 16 games and ranked seventh on the team — No. 1 among defensive linemen — with 59 tackles (48 solo), including a career-high 8.5 sacks (-56.5) to tie for the team lead and tie for 10th in the AFC. He played but did not start at Seattle (10/11) because the Seahawks opened the game in a three-wide receiver alignment. Pryce's first sack came in Week 3 at Oakland (9/20) on the Raiders' Jeff George (-7), and his second came two weeks later vs. Philadelphia (10/4) when he dropped Bobby Hoyer for a 4-yd. loss. He posted his third (-7) a week later at Seattle (10/11) on John Friesz in the fourth quarter, and followed that with his first career two-sack game vs. Jacksonville (10/25), dropping Mark Brunell for 17 yds. in losses. He ran his sack total to six at Kansas City (11/16) on Monday Night Football, dropping Rich Gannon for a 10-yd. loss midway through the 4th qtr. on a 4th-and-9 play from the Broncos' 10-yd. line, and added his seventh the next week on Oakland's

Donald Hollas (11/22). He combined with Maa Tanuvasa to sack Giants QB Kent Graham (-11) in the 2nd qtr. at New York (12/13) to raise his total to 7.5, and finished the year with a 4-yd. sack of Seattle's Jon Kitna in the season-finale (12/27). Pryce recorded his first career interception at Washington (9/27), picking off a Trent Green pass in Broncos territory to thwart a Redskins drive just before halftime. His first career blocked field goal came early in the second quarter of the season-opener vs. New England (9/7) when he penetrated the Patriots' line to thwart a 37-yd. attempt by Adam Vinatieri, making the recovery as well, to set up Denver for a drive that would result in a touchdown and a 17-0 lead. Pryce recorded a career-high eight tackles (6 solo) at Cincinnati. Preseason: Pryce started all four games at right defensive tackle and recorded eight tackles (5 solo), in his first preseason as a full-time starter. Pryce saw action at defensive tackle in all three postseason games and started two, making four tackles (1 solo). In the AFC Divisional Playoff Game vs. Miami (1/9) he did not start as the Broncos opened the game in their nickel formation. He did see starter's playing time, however, and made two assisted tackles. He posted one solo tackle in the AFC Championship Game vs. the Jets (1/17) and added one assisted tackle in Super Bowl XXXIII vs. Atlanta (1/31), starting both contests, as Denver repeated as Super Bowl champions.

**1997:** Pryce played in the final eight games of the season and started three (at San Diego, 11/30; at Pittsburgh, 12/7 and vs. San Diego, 12/21) at right defensive tackle in place of Maa Tanuvasa (ankle). He was declared inactive for the first eight games. For the season he posted 28 tackles (20 solo), including two sacks (-9.5), as he notched a half a sack in each of his first two NFL appearances (Seattle, 11/2 and Carolina, 11/9), and his first solo vs. San Diego (12/21). He split the two sacks with Tyrone Braxton and Mike Lodish, respectively. Pryce saw his first professional action vs. Seattle (11/2) and responded with two tackles, including half a sack (-0.5). He made his first NFL start at San Diego (11/30) and performed well with three solo tackles. Pryce started his second straight contest at Pittsburgh (12/7). His high-tackle games on the season came vs. Oakland (11/24) and at San Francisco (12/15), posting seven stops (5 solo) in each. In the postseason Pryce played in all four games as a reserve defensive tackle and recorded two tackles (1 solo), including a sack of Jacksonville quarterback Mark Brunell in the Wild Card game (12/27/97) and an assisted tackle at Pittsburgh (1/11) in the AFC Championship Game.

**COLLEGE:** Pryce played one season (1996) at defensive end for Clemson, starting all 11 games and earning first-team All-Atlantic Coast Conference honors, after transferring from Michigan where he played linebacker in 1993-94 (20 games/8 starts). He sat out the 1995 season due to NCAA transfer rules. Pryce finished his collegiate career with 118 tackles (72 solo), including 11.5 sacks (-105 yards) and 24 tackles for loss (-127), as well as 31 quarterback pressures, three forced fumbles, three fumble recoveries and two passes defended. He was a communications major.

**PERSONAL:** Pryce was a consensus All-American and the top-rated defensive line prospect in the country by *The Sporting News* at Lake Howell High School in Casselberry, Fla. He earned All-Central Florida, all-conference and all-district accolades, and also excelled in track, finishing second in the district finals in the 110-meter high hurdles (15.0). Pryce owns a recording label called Outlook Music Co., which after opening in 2002 was recently picked up by Hollywood Records. The first release on the label, by the group Roman Candle, is called "Says Pop," and was issued in the spring of 2002. The Outlook label also includes the group 33 Hz—an urban pop band from Brooklyn, N.Y.—and 17-year old singer Melissa Lujan. He is also an accomplished DJ who has been working on his own CD of originally produced music, called "Revenge," which has been in the works for about six years. Trevor was born Aug. 3, 1975 in Brooklyn, N.Y. He has two daughters, Khary (4) and Kamryn (1) and resides in Aurora, Colo.

#### PRYCE'S REGULAR SEASON RECORD


Year	Club	G	S	UT	A	TT	S-Yds.	I-Yds.	PD	FF	FR	TD-Int.	TD-FR	S	Pts.
1997	Denver	8	3	20	8	28	2-9.5	0-0	0	0	0	0	0	0	0
1998	Denver	16	15	48	11	59	8.5-56.5	1-1	0	0	0	0	0	0	0
1999	Denver	15	15	36	14	50	13-75	1-0	0	3	1	0	0	1	2
2000	Denver	16	16	36	8	44	12-76.5	0-0	0	2	1	0	1	0	6
2001	Denver	16	16	42	13	55	7-50	0-0	3	2	0	0	0	0	0
2002	Denver	16	16	51	10	61	9-68	0-0	1	1	1	0	0	0	0
<b>CAREER TOTALS</b>		<b>87</b>	<b>81</b>	<b>233</b>	<b>64</b>	<b>297</b>	<b>51.5-335.5</b>	<b>2-1</b>	<b>4</b>	<b>8</b>	<b>3</b>	<b>0</b>	<b>1</b>	<b>1</b>	<b>8</b>

**ADDITIONAL STATISTICS:** Blocked a 38-yard field-goal attempt in overtime, 2002 (Steve Christie, at San Diego, 12/1/02). Returned a fumble 28 yards for a touchdown, 2000 (at Oakland, 9/17). Blocked a 37-yard field-goal attempt, 1998 (Adam Vinatieri, vs. New England, 9/7/98). Recorded a safety, 1999 (sack of Jeff George in end zone, vs. Minnesota, 10/31/99).

#### PRYCE'S POSTSEASON RECORD

Year	Club	G	S	UT	A	TT	S-Yds.	I-Yds.	PD	FF	FR	TD-Int.	TD-FR	S	Pts.
1997	Denver	4	0	1	1	2	1-0	0-0	0	0	0	0	0	0	0
1998	Denver	3	2	1	3	4	0-0	0-0	0	0	0	0	0	0	0
2000	Denver	1	1	7	0	7	0-0	0-0	0	0	0	0	0	0	0
<b>CAREER TOTALS</b>		<b>8</b>	<b>3</b>	<b>9</b>	<b>4</b>	<b>13</b>	<b>1-0</b>	<b>0-0</b>	<b>0</b>	<b>0</b>	<b>0</b>	<b>0</b>	<b>0</b>	<b>0</b>	<b>0</b>





## JEB PUTZIER

6-4 • 256 • 2ND YR. • BOISE STATE

**BORN:** January 20, 1979 in Eagle, Idaho  
**HIGH SCHOOL:** Eagle High School, Eagle, Idaho  
**RESIDES:** Aurora, Colo.  
**ACQUIRED:** Draft #6 (191st overall), 2002  
**PRO YEAR:** 2nd • **YEAR WITH BRONCOS:** 2nd  
**NFL GAMES PLAYED/STARTED:** 3/1 • **POSTSEASON:** 0/0

# 88

**TIGHT END**

Jeb Putzier brings great size and skill to the Broncos and looks to make an impact coming off his rookie season. Last year, he played in three games, and was on the active roster the entire season. He came to Denver after an outstanding career at Boise State, in which he caught 128 passes for 2,050 yds. and 19 touchdowns after walking-on to the program as a freshman. He earned first-team All-Western Athletic Conference honors in his senior season after being tabbed for honorable mention as a junior and second-team all-conference as a sophomore, playing both wide receiver and tight end. He was the Broncos' sixth-round selection (191st overall) in the 2002 NFL Draft.

**2002:** Putzier played in three games and made one start (at Sea., 11/17), and was declared inactive for 11 of the other 13 games. He made a start at Sea. (11/17) as the Broncos opened the game in a two-tight-end set, and also played on offense the next week vs. Ind. (11/24). Putzier saw the first action of his career on special teams at Balt. (9/30), then was active but did not play at N.E. (10/27) and at S.D. (12/1).

**COLLEGE:** Putzier started all 12 games and caught a career-high 44 passes for 824 yds. (18.7) and 12 touchdowns as a senior at Boise State, most by any tight end in the nation. He was named first-team All-Western Athletic Conference, and posted three 100-yd. receiving games, while ranking sixth in the WAC in receiving yards. As a junior, Putzier earned honorable mention All-Big West consideration at wide receiver, playing in all 11 games and ranking second on the team with 35 receptions for 592 yds. (16.9) and three touchdowns. He ranked seventh in the conference in yards and 10th in receptions, and made six catches of 25 yds. or longer on the season. Putzier's sophomore campaign saw him play in all 12 games and earn second-team All-Big West Conference honors in his first year as a wide receiver, catching a team-high 39 passes for 514 yds. (13.2) and two touchdowns. He made five catches of 35 yds. or longer, and ranked sixth in the Big West in receptions and eighth in receiving yards. Putzier was a pleasant surprise a tight end as a redshirt freshman, playing in all 11 games and catching 10 passes for 120 yds. (12.0). He was a walk-on to the Boise State program and was redshirted his first season.


**PERSONAL:** Putzier was a tremendous all-around athlete at Eagle (Idaho) High School, just outside of Boise. He earned two varsity letters each in football and basketball, and one each in track and baseball. Putzier was a first team all-state selection in both football and basketball as a senior, making 54 catches for 1,024 yds. and 13 touchdowns as a wide receiver/tight end. In basketball he averaged 14 points and eight rebounds per game. Putzier also qualified for the state track meet in four events, receiving a medal in the 200 meter dash. Jebediah Lee Putzier was born Jan. 20, 1979 in Eagle, Idaho.

### PUTZIER'S REGULAR SEASON RECORD

Year	Club	G	S	No.	RECEIVING			LG	TD	SCORING			2pt.	Pts.
					Yds.	Avg.				TDp	TDrt			
2002	Denver	3	1	0	0	0.0	—	0	0	0	0	0	0	0

### DID YOU KNOW?

The Broncos are one of only five current NFL teams to have never picked first in the NFL or AFL Draft. The other four teams are the San Diego Chargers, Seattle Seahawks, Carolina Panthers and Jacksonville Jaguars.



## EPHRAIM SALAAM

6-7 • 295 • 6TH YR. • SAN DIEGO STATE

**BORN:** June 19, 1976 in Chicago, Ill.  
**HIGH SCHOOL:** Florin High School, Sacramento, Calif.  
**RESIDES:** Sacramento, Calif.  
**ACQUIRED:** Unrestricted Free Agent (Atlanta), 2002  
**PRO YEAR:** 6th • **YEAR WITH BRONCOS:** 2nd  
**NFL GAMES PLAYED/STARTED:** 76/71 • **POSTSEASON:** 3/3

# 74

**TACKLE**

Ephraim Salaam joined the team in 2002 after signing as an unrestricted free agent from Atlanta, where he spent his first four NFL seasons. He made an instant impact in the lineup, starting all 16 games last year. The Broncos offensive success last season was highlighted by the play of rookie phenom Clinton Portis, who rushed for 1,508 yards and earned Offensive Rookie of the Year honors behind Salaam and his linemates. Salaam was a four-year starter at right tackle for the Falcons, starting 71 of the 76 career regular season games in which he has played, and made a successful transition to left tackle with the Broncos. He is one of only four players in NFL history to start 19 games in his rookie season (1998), combining the regular season and playoffs. He was Atlanta's seventh-round draft choice in 1998 (199th overall) out of San Diego State. His first name is pronounced "EE-frum."

**2002:** Salaam started all 16 games, 15 at left tackle and one at right tackle (at Balt., 9/30). He underwent arthroscopic surgery on his right ankle Jan. 8, 2003.

**2001:** Salaam played in 14 games and started 13 at right tackle, missing the Falcons' opener at San Fran. (9/9) and the finale at St. Louis (1/6/02) because of an ankle sprain. He played on special teams only at Ind. (12/16), because of an ankle sprain suffered the week before vs. N.O. (12/9).

**2000:** Salaam started 10 of the 14 games in which he played at right tackle after his season began slowly because of a training camp knee injury that required arthroscopic surgery to remove loose bodies July 24. He returned to practice the week of the season-opener vs. S.F. (9/3) but did not return to the starting lineup until Wk. 7 at St. Louis (10/15). Salaam was inactive at Phila. (10/1) and vs. the Giants (10/8) because of a knee injury suffered in the 3rd qtr. the week before vs. St. Louis (9/24) while playing right tackle.

**1999:** Salaam started all 16 games at right tackle for the second consecutive season to begin his career. He injured his ankle and missed much of the 4th qtr. at St. Louis (10/17), but returned to the starting lineup a week later at Pitt. (10/25).

**1998:** Salaam earned the starting right tackle position coming out of training camp as a rookie and started all 16 regular season games and three postseason games, including Super Bowl XXXIII vs. Denver (1/31/99). He helped open holes for NFC rushing champion Jamal Anderson (1,846 yds.), who posted 12 100-yd. games on the season. Salaam became the first Falcons rookie to start all 16 games since 1993 (LG Lincoln Kennedy) and just the fourth player in NFL history to start all 19 games (regular and postseason) in his rookie season.

**COLLEGE:** Salaam was a three-year starter as both a right and left tackle at San Diego State, playing in 31 career games. As a freshman he lined up at defensive end, but was moved to the offensive line as a starter in 1995. Salaam was a teammate and roommate of New Orleans Saints tackle Kyle Turley at SDSU, and also averaged 4.4 ppg for the Aztecs' basketball team. His powerful inside moves to the hoop earned him the nickname "Shaq of the WAC." Salaam's academic prowess allowed him to skip two grades in elementary school and he enrolled at SDSU as a 16-year old freshman.

**PERSONAL:** Salaam was a two-time all-league and second-team All-Metro choice during his three-year career as a two-way lineman at Florin High School in Sacramento, Calif. He was also a standout on the basketball team and earned two Bronze Panther academic awards. Salaam's brother played on the defensive line for legendary coach Eddie Robinson at Grambling and his father was a basketball player at South Carolina. He and his mother, Dr. Malikah Salaam, head up the EMS Foundation, which helps underprivileged children further their education. Ephraim Mateen Salaam was born June 19, 1976 in Chicago, Ill.

### OFF THE FIELD

Salaam is CEO of a movie and promotions company called 4XL Entertainment, in which he is a partner with former college teammate and New Orleans Saints tackle Kyle Turley. He is also involved in Taylor Made Music, a recording and marketing label.

### SALAAM'S REGULAR SEASON RECORD

Year	Club	G	S
1998	Atlanta	16	16
1999	Atlanta	16	16
2000	Atlanta	14	10
2001	Atlanta	14	13
2002	Denver	16	16
<b>CAREER TOTAL</b>		<b>76</b>	<b>71</b>

### SALAAM'S POSTSEASON RECORD

Year	Club	G	S
1998	Atlanta	3	3



## SHANNON SHARPE

6-2 • 228 • 14TH YR. • SAVANNAH ST.

**BORN:** June 26, 1968 in Chicago, Ill.

**HIGH SCHOOL:** Glennville High School, Glennville, Ga.

**RESIDES:** Glennville, Ga.

**ACQUIRED:** Free Agent, 2002 / Draft #7 (192nd overall), 1990

**PRO YEAR:** 14th • **YEAR WITH BRONCOS:** 12th

**NFL GAMES PLAYED/STARTED:** 189/154 • **POSTSEASON:** 17/17

# 84

**TIGHT END**

The 2002 season saw the return to Denver of one of best tight ends in NFL history, after two years away. Shannon Sharpe came back to the city in which he first embraced stardom and helped the Broncos win back-to-back World Championships. Sharpe re-signed after two seasons with the Baltimore Ravens, with whom he won his third Super Bowl in 2000. The 13-year veteran is the NFL's all-time leader in receptions (753) and yards (9,290) by a tight end, and has been voted to eight Pro Bowls (1992-98, 2001) in his Hall-of-Fame-worthy career, as well as the NFL's All-Decade team for the 1990s (first team). He has caught 54 touchdown passes and three two-point conversions for 312 total points. Sharpe is the Broncos' all-time leader in receptions (613) and is second in yards (7,669) behind teammate Rod Smith, and is second in receiving touchdowns (47). In addition, he holds the Broncos' single-game record for receiving yards, 214 on 12 catches, when he helped guided the Broncos to a 37-34 overtime win at Kansas City on Oct. 20, 2002. He has played in 189 games (154 starts), and has also started all 17 postseason games in which he's played, adding 57 receptions for 783 yards (13.7) and four touchdowns. Eleven of those postseason games came as a Bronco, and he is the club's all-time leader in postseason receptions (42), while ranking fourth in yards (474). Sharpe has produced 17 career 100-yard games, three 1,000-yard receiving seasons (tied for 1st in NFL history by a tight end, with Todd Christensen and Kellen Winslow) and a franchise-record seven straight 50-catch seasons from 1992-98, during which he was selected to seven straight Pro Bowls. The seven straight 50-catch seasons also represents an NFL record for a tight end, as does his total of nine 50-catch seasons. Sharpe entered the NFL in 1990 as the Broncos' seventh-round selection (192nd overall) out of Savannah State. **Here is a look at some of Sharpe's more prominent career statistical notes after 12 seasons:**

- Sharpe became the NFL's all-time leader in receptions and receiving yards by a tight end during the 2001 season, displacing Hall of Famer Ozzie Newsome. He has caught 753 passes for 9,209 yards in his career.
- Sharpe holds the NFL postseason record for longest reception, with his 96-yard catch-and-run for a touchdown at Oakland in the 2000 AFC Championship Game (1/14/01).
- Sharpe holds the post-1970 NFL record for consecutive postseason wins with 12 (seven with the Broncos from 1997-98, and five with the Ravens from 2000-01).
- Sharpe has played in 157 games (124 starts) as a Bronco and ranks No. 1 in franchise history in receptions (613), second receiving yards (7,669) and receiving touchdowns (47). He also ranks fourth in total yards from scrimmage (7,678) and fifth in combined yards (7,678).
- Sharpe owns the franchise and NFL record (among tight ends) for yards receiving in a game (214), and shares the club's second-highest total for receptions in a game (13) and most touch-

### TOP NFL TIGHT ENDS OF ALL-TIME

Most Receptions			Most Receiving Yards			Most Receiving Touchdowns		
Player	Team	Rec.	Player	Team	Yds.	Player	Team	Tds
1. Shannon Sharpe	Den./Balt.	753	1. Shannon Sharpe	Den./Balt.	9,290	1. Jerry Smith	Wash.	60
2. Ozzie Newsome*	Cleve.	662	2. Ozzie Newsome*	Cleve.	7,980	2. Shannon Sharpe	Den./Balt.	54
3. Kellen Winslow*	S.D.	541	3. Jackie Smith*	St.Louis/Dal.	7,918	3. Dave Casper*	Oak./Hou./Minn.	52
4. Ben Coates	N.E.	499	4. Kellen Winslow*	S.D.	6,741	4. Ben Coates	N.E.	50
5. Steve Jordan	Minn.	498	5. Steve Jordan	Minn.	6,307	5. Keith Jackson	Phi./Mia./G.B.	49

\*Pro Football Hall of Fame member

down receptions in a game (3). He also holds the record for most receptions in a postseason contest (13), which is also tied with Kellen Winslow (1981) and Thurman Thomas (1989) as an NFL postseason record.

- Sharpe ranks fourth in franchise history with 17 games of 100 or more receiving yards (including one in the postseason), and has 19 total for his career.
- Sharpe has played in 11 postseason contests as a Bronco—all starts—and ranks No. 1 in franchise playoff history in receptions (42) and No. 3 in receiving yards (474), for an average of 11.3 yards per reception, with two touchdowns.
- Sharpe has been selected to seven Pro Bowls as a Bronco, tied for third most in club history, and with all seven coming in consecutive seasons (1992-98) he is tied for the longest string of consecutive selections (Steve Atwater—1990-96).
- He is one of only four tight ends in NFL annals to post more than one 1,000-yard receiving season (3), and one of four to amass 6,000 receiving yards.

**2002:** Sharpe started all 13 games in which he played and ranked third on the team with 61 receptions for 686 yds. (11.2) and three touchdowns, with a long of 82 (TD). He ranked third among AFC tight ends (4th NFL) in both receptions and receiving yds. Sharpe ranks No. 1 among all tight ends in NFL history in receptions (753) and receiving yds. (9,290), while ranking second in touchdown receptions (54), and ranks 11th in receptions in NFL history. During the 2002 season he pased Gary Clark (699), Andre Rison (743), Michael Irvin (750) and Pro Football Hall of Famer Charlie Joiner (750). He is the Broncos' all-time leader in receptions (613), ranks second in receiving yds. (7,669) and receiving touchdowns (47) and ranks fourth in 100-yd. gms. (16). Sharpe led the team in receptions for the second consecutive week at Oak. (12/22) with seven catches for 84 yds. (12.0). He led the team with five receptions vs. K.C. (12/15), for 31 yds. (6.2). Sharpe made a major impact in his return from an elbow injury at the Jets (12/8), catching nine passes for 100 yds. (11.1). It was Sharpe's second 100-yd. game of the season, his 16th as a Bronco and 18th of his career (regular season). The 16th 100-yd. game moved him into fourth place on the Broncos all-time list, passing Steve Watson (15). Sharpe dislocated his right elbow vs. Oak. (11/11) in the 1st qtr., and missed the next three games. He was declared inactive at Sea. (11/17), vs. Ind. (11/24) and at S.D. (12/1). At N.E. (10/27) he caught an 8-yd. touchdown pass from Brian Griese to temporarily regain the franchise lead for career touchdown receptions (47). At K.C. (10/20) he caught 12 passes for a franchise-record and career-high 214 yds. (17.8) and two touchdowns to earn AFC Offensive Player of the Week honors for the second time in his career. His performance also set a single-game receiving yardage record for an NFL tight end, eclipsing Jackie Smith's 212-yd. effort for the Rams vs. Pittsburgh in 1963 (10/13). Sharpe topped the previous franchise mark of 199 yds. by Lionel Taylor (vs. Buf., 11/27/60), and his own personal best of 180 yds. (vs. Buf., 9/3/95). The 12 receptions were the second most of his career behind the 13 he notched vs. S.D. on Oct. 6, 1996. The two touchdown catches gave him 53 for his career and surpassed Hall-of-Famer Dave Casper (52) for second most by a tight end in NFL history. Sharpe's 82-yd. touchdown catch was the second longest reception of his career and propelled him to his first career 200-yd. game and 17th 100-yd. game, and his first since 11/19/00 at Dallas (5-101), as a Baltimore Raven. In the Buffalo game (9/22) he did not catch a pass for the first time since Sept. 3, 2000 vs. Pittsburgh,

### NFL'S LEADING TIGHT ENDS, 2002

Receptions		Receiving Yards	
Player	Rec.	Player	Rec. Yds.
1. Jeremy Shockey, New York Giants	74	1. Jeremy Shockey, New York Giants	894
2. Todd Heap, Baltimore	68	2. Todd Heap, Baltimore	836
3. Tony Gonzalez, Kansas City	63	3. Tony Gonzalez, Kansas City	773
4. Shannon Sharpe, Denver	61	4. Shannon Sharpe, Denver	686
5. Bubba Franks, Green Bay	54	Billy Miller, Houston	613

### DENVER BRONCOS CAREER RECEIVING LEADERS

Most Receptions			Most Receiving Yards			Most Receiving Touchdowns		
Player	Years	Rec.	Player	Years	Yds.	Player	Years	TDs
1. Shannon Sharpe	1990-99, 02	613	1. Rod Smith	1995-2002	7,783	1. Rod Smith	1995-2002	49
2. Rod Smith	1995-2002	559	2. Shannon Sharpe	1990-99, 02	7,669	2. Shannon Sharpe	1990-99, 02	47
3. Lionel Taylor	1960-65	543	3. Lionel Taylor	1960-65	6,872	3. Ed McCaffrey	1995-2002	46
4. Ed McCaffrey	1995-2002	443	4. Steve Watson	1979-87	6,112	4. Lionel Taylor	1960-65	44
5. Vance Johnson	1985-93, '95	415	5. Ed McCaffrey	1995-2002	6,005	5. Haven Moses	1972-81	44
6. Riley Odoms	1972-83	396	6. Riley Odoms	1972-83	5,755	6. Riley Odoms	1972-81	41
7. Steve Watson	1979-87	353	7. Vance Johnson	1985-93, '95	5,695	7. Vance Johnson	1985-93, '95	37
8. Haven Moses	1972-81	302	8. Haven Moses	1972-81	5,450	8. Steve Watson	1979-87	36

in his first game with Baltimore. Versus S.F. (9/15) Sharpe caught five passes for 52 yds. (10.4), including his 700th career catch, which came in the 4th qtr.

**2001:** Sharpe played in 15 games for the Baltimore Ravens and became the most effective pass-catching tight end in the history of professional football with his performance. By Week 4 against Tennessee (10/7), Sharpe had accumulated 8,018 yards receiving, moving past Hall of Famer and Ravens Vice President of Player Personnel Ozzie Newsome, who had 7,980 yards in his illustrious career. In Week 10 against the Browns (11/18), Sharpe made his 663rd career reception to best Newsome's record of 662 career receptions. He finished the season with 73 receptions, which was tied for the NFL lead among tight ends, 811 yards and two touchdowns while starting all but one game. His performance earned him a spot on the AFC Pro Bowl team, his eighth selection to the squad. In two postseason games he totaled nine catches for 79 yards with a long of 27. In a 20-3 Wild Card victory at Miami (1/13/02) he caught four passes for 23 yards. The following week at Pittsburgh (1/20/02) he made five receptions for 56 yards in a 27-10 defeat. In the final game of the regular season, on Monday Night Football at PSINet Stadium, Sharpe caught two passes for 51 yards with a long of 37 in a 19-3 victory over the Vikings (1/7/2002) to clinch a playoff berth. At division rival Jacksonville in Week 11 (11/25), he caught six passes for 55 yards and one touchdown, which came with nine seconds remaining in the game as he grabbed a 3-yd. pass from Elvis Grbac to put Baltimore in the lead. At home against the Browns (11/18) came Sharpe's record day. His first catch of the game, a 29-yard pass from Elvis Grbac was the 663rd reception of his career to give him the record for a tight end. Despite a 27-17 loss, Sharpe made seven receptions for 78 yards. He caught his first touchdown pass of the season in Week 8 at Pitt. (11/4), on a 13-yard pass from Randall Cunningham in the second quarter to put the Ravens up 7-3. Against Jacksonville (10/28) in Week 7 Sharpe caught seven balls for a season-high 89 yds., a week after his only non-start of the season, at Cleve. (10/21), when he caught six passes for 61 yds. He broke Newsome's record for career receiving yds. by a tight end in Baltimore's Week 4 matchup with Tennessee (10/7), finishing the game with three receptions for 57 yards, surpassing Newsome's previous career record of 7,980 yds. At Denver in Week 3 (9/30), Sharpe had five receptions for 50 yards in his first game back in the Mile High City since leaving after the 1999 season. He posted a season-high eight receptions in Week 2 at Cincinnati (9/23), for 84 yds. after catching four for 34 in the opener vs. Chicago (9/9).

**2000:** Sharpe signed with the Baltimore Ravens as an unrestricted free agent Feb. 22 and went on to help lead the franchise to its first Super Bowl win, as Sharpe won his third World Championship in the past four seasons. He played in all 16 games and started 15, leading the team with 67 receptions for 810 yds. and five touchdowns, while also adding six more receptions in four postseason games for 230 yds. and two scores. Sharpe ranked fifth among NFL tight ends in receptions, and was voted a first alternate to the AFC Pro Bowl squad. His 96-yd. touchdown reception in the AFC Championship Game at Oakland (1/14/01) is the longest pass reception in NFL postseason history, and came on a 3rd-and-18 play to help propel the Ravens to the Super Bowl. He also caught a game-winning touchdown pass from Tony Banks in Week 2 of the regular season vs. Jacksonville (9/10) to give Baltimore its biggest come-from-behind win, having trailed by 17 points. Sharpe caught one pass for five yds. in the Ravens' 34-7 win over the Giants in Super Bowl XXXV, and had a 56-yd. catch to set up a touchdown at

### DENVER BRONCOS CAREER POSTSEASON RECEIVING LEADERS

Most Receptions			Most Receiving Yards			Most Receiving Touchdowns		
Player	Gms.	Rec.	Player	Gms.	Rec. Yds.	Player	Gms.	Rec. TDs
1. Shannon Sharpe	11	42	1. Vance Johnson	10	715	1. Vance Johnson	10	4
2. Vance Johnson	10	40	2. Rod Smith	9	538	2. Rod Smith	9	3
3. Ed McCaffrey	9	36	3. Ed McCaffrey	9	490	3. Shannon Sharpe	11	2
4. Steve Sewell	11	31	4. Shannon Sharpe	11	474	(six other players tied with 2)		
5. Rod Smith	9	27	5. Mark Jackson	10	426			

### TOP BROTHER COMBINATIONS IN NFL HISTORY

Shannon Sharpe and his brother Sterling have combined for more receptions, yards and touchdowns than any other brother combination in NFL history. They also rank second all-time in Pro Bowl selections by a brother combination.

#### All-Time NFL Brother Combinations, Receiving (in order of receptions)

Brothers	Receptions	Yards	Avg.	TDs
Shannon/Sterling Sharpe	1,348 (753/595)	17,424 (9,290/8,134)	12.9 (12.3/13.7)	119 (54/65)
Raghib/Quadry Ismail	672 (363/309)	9,970 (5,295/4,675)	14.8 (14.6/15.1)	58 (28/30)
Derrick/Ronnie Harmon	605 (23/582)	6,279 (203/6,076)	10.4 (8.8/10.4)	24 (0/24)
Eddie/Walter Payton	494 (2/492)	4,548 (10/4,538)	9.2 (5.0/9.2)	15 (0/15)
Jake Reed/Dale Carter	456 (450/6)	7,088 (6,999/89)	15.5 (15.6/14.8)	37 (36/1)

#### Most Pro Bowl Selections by a Brother Combination

Brothers	No.	Seasons	Teams
Bruce/Clay Matthews	15	1988-98/1985, 1987-89	Oilers/Cleveland
Shannon/Sterling Sharpe	13	1992-98, 2001/1989-90, 1992-94	Denver, Baltimore/Green Bay
Jay/Joe Hilgenberg	8	1985-91/1992	Chicago/New Orleans

Tennessee (1/7/01) in an AFC Divisional Playoff game. In a Wild Card matchup with his former team, Denver (12/31), Sharpe caught a then-career-long 58-yd. touchdown pass that began as a screen pass to Jamal Lewis, but bounced off Lewis' hands, as well as a Broncos defender, before Sharpe plucked it from the air and raced down the sidelines for the score. On the day he caught three passes—all for first downs—for 73 yds. He posted his 17th career 100-yd. receiving game (regular season) vs. Dallas (11/19) with five receptions for 101 yds., including a 59-yarder for a touchdown that was the third longest regular season touchdown of his career and his fourth longest catch overall. It was Sharpe's 49th career touchdown reception, tying him with Keith Jackson for fourth place all-time among tight ends. He came up big at Tennessee (11/12) in a Baltimore win, catching a game-high eight passes for 92 yds. to give the Titans their first lost ever at Adelphia Coliseum. In the contest he recorded his 600th career catch and surpasses his brother Sterling's career total of 595. Sharpe posted his seventh career two-touchdown game at Cin. (11/5), among his seven receptions for 66 yds., and moved past Ozzie Newsome into a tie with Raymond Chester for fifth place on the all-time tight end scoring list. He recorded his first 100-yd. game as a Raven vs. Tennessee (10/22), as he hauled in eight passes for 104 yds. Sharpe's only non-start of the season came at Jacksonville (10/8) as Baltimore opened the game in a four-wide set. Four weeks earlier vs. Jacksonville (9/10), Sharpe surpassed the 7,000-yd. mark for his career, including the game-winning reception with 41 seconds remaining on a 29-yd. pass from Banks. In the opener vs. Pitt. (9/3) he was held without a reception for the first time in a game in which he started and finished since Sept. 24, 1995, at San Diego.

**1999:** Sharpe started the first five games of the season for Denver and caught 23 passes for 224 yds. (9.7) with a long of 24 before fracturing his left clavicle in the third quarter of Denver's 16-13 win at Oakland in Week 5 (10/10). He was originally expected to be sidelined 8-10 weeks, but suffered a setback in his rehabilitation in late November, and was placed on injured reserve Nov. 30. Sharpe became Denver's all-time leading receiver in Week 3 at Tampa Bay (9/26), surpassing Lionel Taylor's previous standards of 543 receptions and 6,872 yards. Sharpe finished the season with 552 receptions for 6,983 yards.

**1998:** Sharpe turned in another spectacular season, being selected to play in the Pro Bowl for the seventh straight year, and his third in a row as a starter, as well as being named first-team All-NFL by the Associated Press (5th time; 4th as first-teamer), *The Sporting News*, *USA Today*, *Pro Football Weekly*, *College & Pro Football Newsweekly* and *Football Digest*, and All-AFC by *Pro Football Weekly* and *Football News*. He started at tight end in all 16 games for the second straight and caught 64 passes for 768 yards (12.0) with a long of 38 (TD) and 10 touchdowns. Sharpe led all NFL tight ends in receiving yards, and ranked third among his peers in receptions. He shared the AFC lead (T6th NFL) in receiving touchdowns and tied for sixth in the AFC (T13th NFL) in total touchdowns, and posted his seventh straight 50-catch season, a first by a tight end in pro football history. The seven total and seven straight also represent new franchise records in both categories. His first touchdown of the year came on a 12-

### RAZOR SHARPE

Shannon Sharpe is one of only four tight ends in NFL history to have multiple 1,000-yard seasons, and one of just three to post three. He owns three of the 13 1,000-yard seasons posted by tight ends in league annals:

#### Multiple 1,000-Yard Seasons by a Tight End

Player	Team	No. (Years)	Yardage Totals
Shannon Sharpe	Denver	3 (1994, 1996-97)	(1,010) (1,062) (1,107)
Todd Christensen	L.A. Raiders	3 (1983-84, 1986)	(1,247) (1,007) (1,153)
Kellen Winslow	San Diego	3 (1983, 1985-86)	(1,172) (1,075) (1,290)
Ozzie Newsome	Cleveland	2 (1981, 1984)	(1,004) (1,001)



### SHARPE'S 50-CATCH SEASONS

#### Most 50-catch Seasons, Broncos History

Player	50-catch seasons	Seasons
1. Shannon Sharpe	8	1992-98, 2002
2. Lionel Taylor*	6	1960-65
Rod Smith*	6	1997-2002

\* all consecutive

#### Most Consecutive 50-catch Seasons by a Tight End, NFL History

Player	Team	Consecutive 50-catch seasons	Seasons
1. Shannon Sharpe	Denver	7 (10 total; also NFL record)	1992-98
2. Ben Coates	New England	6	1993-98
Frank Wycheck	Tennessee	6	1997-2001

yd. scoring toss from Elway in the first quarter of the season-opener vs. New England (9/7) to give Denver a 10-0 lead. His 51 yds. in that contest gave him 6,042 for his career, making him just the third Bronco to surpass 6,000 receiving yds. (L. Taylor—6,872; S. Watson—6,112), and only the fourth tight end in NFL history to do so, joining Ozzie Newsome (7,980), Jackie Smith (7,918) and Kellen Winslow (6,741). Sharpe missed most of the second quarter after sustaining a mild concussion while leveling a crushing block on Patriots linebacker Chris Slade to free Howard Griffith on a screen pass at the beginning of the period. He returned to the game after halftime. Sharpe posted his fifth career multi-touchdown game in Week 2 vs. Dallas (9/13), hauling in 23- and 38-yard touchdown tosses from John Elway in the first half to help Denver mount a 35-17 lead at the break. Those two touchdowns moved him past Steve Watson (36) into a tie for fourth on the club's all-time receiving touchdowns list. In that game Sharpe (6-97) also moved into second place on Denver's all-time receiving yardage list, passing Watson (6,112), and finished the year with 6,759. Sharpe caught six passes for 46 yards and a touchdown vs. Philadelphia (10/4) to move into sole possession of fourth place on Denver's all-time receiving-touchdowns list, breaking a tie with Vance Johnson (37), and added his 39th (5th of '98) a week later at Seattle (10/11) on a 19-yd. pass from Elway in the first quarter. Sharpe caught his 500th career pass in Week 9 at Cincinnati (11/1), on his last of 3 receptions for 35 yds. The milestone catch came on a 2-yd. pass from Elway just before halftime, which, incidentally, will go down as Elway's 4,000th career completion. Sharpe became one of just three tight ends in NFL history with 500 receptions, joining Ozzie Newsome (662) and Kellen Winslow (541), and he and his brother Sterling form the only brother combination in pro football history to record 500 receptions apiece. Sharpe caught three passes for 31 yds. and a TD at San Diego (11/29), his seventh of the year, and the 41st receiving TD of his career to tie Riley Odoms (1972-83) for third place on the Broncos' all-time list. Sharpe moved into sole possession of third place on Denver's receiving TDs list vs. Kansas City (12/6), doing so in dramatic fashion with a 24-yd. fourth-quarter scoring reception from Elway to give Denver a 35-31 win. It was Sharpe's only catch of the day, and his eighth TD catch of the season to help Denver tie the all-time league record of 18 consecutive wins (regular and postseason), set by four other teams. Sharpe finished the season on a high note vs. Seattle (12/27) with his sixth career multiple-touchdown game, hauling in two from John Elway as part of a 6-catch, 68-yard performance. The two TDs gave him 44 for his career to tie the franchise record (Lionel Taylor, Haven Moses), and moved him into a fifth-place tie (Taylor, Riley Odoms) on the franchise list for total TDs. He also moved past Sammy Winder for fourth place on the Broncos' all-time career list for total yards from scrimmage, finishing the season at 6,759. **Postseason:** Sharpe started at tight end in all three games and caught nine passes for 78 yds. (7.8) with a long of 14. He became the Broncos' all-time leader in postseason receptions (42), and remained third in postseason receiving yards (474). In the AFC Divisional Playoff Game vs. Miami (1/9) Sharpe caught a team-high five passes for 38 yds. (7.6), and followed that showing with two catches for 14 yds. in the AFC Championship Game vs. the Jets (1/17). He caught two passes for 26 yards (13.0) in Super Bowl XXXIII vs. Atlanta (1/31) before leaving the game with a knee sprain. His 14-yd. reception to the 1-yd. line set up Denver's first touchdown, but he was upended by Atlanta's Ray Buchanan on the play, resulting in the injury. Sharpe returned to game but left after one more series, missing the game's final three quarters.

**1997:** Sharpe started all 16 games and was selected to his sixth straight Pro Bowl, named All-NFL by the Associated Press for the fourth time in his career (third time as a first-teamer), and also named first-team All-NFL by *The Sporting News*, *USA Today*, *Pro Football Weekly* and *College & Pro Football Newsweekly*. He was also named second-team All-NFL by *Football Digest* and All-AFC *Pro Football Weekly*. Sharpe ranked second on the team with 72 receptions for 1,107 yards (15.4; career best) with three touchdowns, posting the third 1,000-yard season of his career to tie Todd Christensen for the NFL

tight end record. He began his milestone pursuit in Week One by moving into third place on the Broncos' all-time receiving list, catching four passes to raise his career total to 397. The second-quarter 15-yard catch moved him past Riley Odoms, and also made him the leading pass-catching tight end in franchise history. Two weeks later vs. St. Louis (9/14) he caught two passes for 20 yards in the first quarter to top the 5,000-yard career mark before a twisted left ankle forced him from the contest. He returned to the starting lineup a week later vs. Cincinnati (9/21). Sharpe's 11th regular season 100-yard game came the following week in his return to his native Georgia to take on the Atlanta Falcons (9/28). He caught six passes for 119 yards on the day, including a then-career best 65-yard touchdown from John Elway on the fourth play from scrimmage in Denver's 29-21 win. Sharpe had 93 receiving yards by the half, and his three first-half receptions put he and his brother Sterling at over 1,000 receptions for their careers, a first by a brother combination. His one TD reception tied Al Denson (32) for sixth place in all-time touchdown receptions by a Bronco. Sharpe passed Vance Johnson (416) on the Broncos' all-time receptions list at Oakland (10/19), catching eight passes for 94 yards. His highest yardage output of the season came in Denver's 34-0 shutout of Carolina (11/9), as he caught eight passes for 174 yards, the second-highest total of his career, topped only by the 180 he had in Week One of 1995 (vs. Buffalo, 9/3). It was also his second eight-catch game of the season. This was the 13th 100-yard receiving game of Sharpe's career and the 12th such game in the regular season, third most in franchise history behind Lionel Taylor (24) and Steve Watson (15 regular season). He also moved past Haven Moses (5,450) for fifth place in club history in receiving yards during the contest. The next week at Kansas City (11/16), he caught three passes for 27 yards and a touchdown in Denver's 24-22 loss. The TD was the 33rd of Sharpe's career, moving him into sixth place in franchise history, passing Al Denson. In Denver's 31-3 Monday Night Football win over Oakland (11/24) he caught 10 passes for 142 yards, the fifth 10-catch game of his career, one off the NFL record for tight ends (Kellen Winslow). He also became just the second player in franchise history to record six total and consecutive 50-catch seasons, joining Lionel Taylor (1960-65). He closed the regular season vs. San Diego (12/21) on a high note with eight receptions for 162 yards and a 68-yard touchdown, the longest of his career. It marked his 15th career 100-yard game, the 14th in the regular season. He and his brother Sterling have now combined for 99 career touchdowns, the most ever by a brother combination. In the postseason Sharpe finished in a tie for the team lead in receptions with 12 for 149 yards (second on team), for a 12.4 average with a long of 23. In Denver's 42-17 Wild Card victory over Jacksonville (12/27/97) Sharpe moved into sixth place in postseason receiving yards by a Bronco, passing Ricky Nattiel (251) and Michael Young (255). He also passed Mark Jackson (21) for third place in postseason receptions by a Bronco. He added two receptions for 33 yards (long of 22) in Denver's 14-10 Divisional Playoff win at Kansas City (1/4/98). In Denver's 24-21 AFC Championship victory at Pittsburgh (1/11/98) Sharpe caught three passes for 49 yards, including an 18-yarder on third-and-six with 2:00 remaining in the game to all but wrap up Denver's fifth Super Bowl appearance. During the game he passed Haven Moses (314) for fifth place and tied Steve Watson (358) for fourth place on the Broncos' all-time postseason list for receiving yards. In the Broncos' 31-24 victory over Green Bay in Super Bowl XXXII (1/25/98) Sharpe was Denver's leading receiver, reeling in five passes for 38 yards with a long of 12. He also did a magnificent blocking job on Green Bay LB Seth Joyner, enabling teammate Terrell Davis to rush for 157 yards (the team ran for 179) and earn MVP honors. During the contest, Sharpe moved past Steve Watson (358) for fourth place and Steve Sewell (375) for third place on the teams' all-time postseason receiving yardage list. He also passed Sewell (31) for second place all-time in postseason receptions by a Bronco.

**1996:** Sharpe — selected to his fifth consecutive Pro Bowl and named first-team All-Pro by the Associated Press, *Sports Illustrated*, *The Sporting News*, *Pro Football Weekly*, *Football Digest* and *College & Pro Football Newsweekly* — started 15 of the 16 regular season games at tight end, missing only the season finale at San Diego (12/22) when he was declared inactive to rest a sore ankle for the playoffs. He was also named All-AFC by UPI and *Football News*. For the year he tied for eighth in the AFC in receptions (80; 16th NFL) and was ninth in receiving yards (1,062; 15th NFL) for an average of 13.3 yards per catch with 10 touchdowns (T8th AFC/T13th NFL), establishing a new career high. His 1,062 receiving yards also represented a career high, topping his 1,010-yard effort in 1993. Sharpe led all NFL tight ends in receptions, receiving yardage and receiving touchdowns. With his 10 touchdowns Sharpe joined Terrell Davis (15 TDs) to give Denver two players with double-figure touchdowns in the same season for the first time in franchise history. Sharpe had a seven-game stretch early in the year (9/22-11/10) in which he topped the 100-yard mark three times and was over 90 twice, for an average of 107.6 yards per game. His four-catch, 21-yard, one-touchdown performance vs. Seattle (12/1) gave him career single-season bests in receiving yardage (finished at 1,062) and receiving touchdowns (10; previous best was nine in '93). Sharpe's longest reception was a 51-yarder vs.

Chicago (11/10), and he also had a 46-yard touchdown to his credit, vs. Kansas City (10/27). He, along with Davis and quarterback John Elway, made the Broncos just the fifth team in NFL history to have a 3,000-yard passer, 1,500-yard rusher and a 1,000-receiver in the same season. Sharpe's 1,000-yard effort was the second of his career, making him one of only four tight ends in league annals to have more than one 1,000-yard receiving seasons. He left the season-opener vs. the Jets (9/1) in the third quarter with a mild ankle sprain after recording four receptions for 55 yards and a touchdown, but was well enough to start at Seattle a week later (9/8). In Week Four at Kansas City (9/22) Sharpe had his first big breakout game of the season, hauling in a game-high nine passes for 131 yards, followed by a game-high six passes for 60 yards and one touchdown the following week at Cincinnati (9/29). The next week vs. San Diego (10/6) Sharpe had a career day, hauling in a franchise-record (tie) 13 passes for 153 yards and three touchdowns in Denver's 28-17 come-from-behind victory. The three touchdowns tied his previous best, which he shares with several other players as the franchise record. Sharpe's touchdowns came on passes of 20, 20 and 3 yards from John Elway. In the game, Sharpe also moved ahead of Al Denson (4,150) into eighth place on the Broncos' career receiving yardage chart, and moved into seventh all-time on the touchdown reception chart, surpassing Mark Jackson, Bob Scarpitto and Rick Upchurch. He was named the Miller Lite/NFL Player of the Week for his performance. Versus Baltimore (10/20) Sharpe caught a game-high nine passes for a season-high 161 yards, with a long of 32 yards, his longest of the season. It was his third 100-yard game in the past four outings. The following week vs. Kansas City (10/27) Sharpe continued his midseason onslaught by catching a game-high six passes for 99 yards, with two touchdowns. Both scores came in the first quarter: the first a season best 46-yarder and the second a 10-yarder in Denver's 34-7 win. Against Chicago (11/10) he caught five passes for a game-high 92 yards, and hauled in his ninth touchdown pass of the year to tie his previous career high set in 1993. Two weeks later at Minnesota (11/24) Sharpe caught four passes for a game-high 90 yards to move ahead of Mark Jackson (4,746) into sixth place on the Broncos' all-time receiving yardage chart. He took a vicious blow under his chin in the second quarter from Orlando Thomas, but remained in the contest and helped lead Denver to a 21-17 come-from-behind win. The next week vs. Seattle (12/1) Sharpe moved past his previous single-season yardage best of 1,010 set in 1993, and topped his previous single-season touchdown best of nine (also '93). His one-yard touchdown reception in the first quarter put Denver ahead 7-0 en route to a 34-7 win. Two weeks later vs. Oakland (12/15) he was hit hard after making his one catch on the day and sustained an injury to his lip that kept him out of the rest of the game. In the regular season finale at San Diego (12/22) Sharpe missed his only game of the year when he was declared inactive to rest a sore ankle. In Denver's AFC Divisional Playoff vs. Jacksonville (1/4/97) he started at tight end and caught two passes for 31 yards, including an 18-yard touchdown from John Elway to put Denver ahead 12-0 in the first quarter.

**1995:** Sharpe, who was selected as a Pro Bowl reserve (fourth straight Pro Bowl), played in the first 13 games and started 12, despite continuing to be bothered by sore ankles. He was named second-team All-Pro at tight end by the Associated Press. Sharpe's 63 receptions were the 12th most in the AFC, while his 756 receiving yards ranked 16th, despite missing three games entirely, and playing sparingly in three others due to injury. He was second among all NFL tight ends in both receptions and receiving yards. In the season opener vs. Buffalo (9/3), Sharpe made a magnificent 1995 debut, tying a regular season career best with 10 receptions, and establishing a new career high with 180 yards, fourth most all-time by a Bronco in a single game. It was the seventh 100-yard game of his career, and the most receiving yards by a Bronco since Steve Watson accumulated 183 on 10 catches at the L.A. Raiders on 12/12/82. Sharpe suffered an ankle sprain against Washington (9/17) and missed the final three quarters of that game, but was back in the lineup—though not at 100%—the following week at San Diego (9/24). His first touchdown reception of the year came at New England (10/8). Sharpe's second best game of the year came vs. San Diego (11/19) when he caught a game-high eight passes for 137 yards and one touchdown, with a long of 40. Sharpe's fourth and final TD of the season came Dec. 3 against Jacksonville, before he took a blow to the face and suffered an orbital fracture to his left eye in the second quarter. He underwent surgery on the eye Dec. 7, forcing him to miss the final three games of the season (against Seattle, 12/10; at Kansas City, 12/17; and at Oakland, 12/24), but he was not placed on the injured reserve list.

**1994:** Sharpe was selected to his third straight Pro Bowl as he posted career best numbers in receptions (87) and yardage (1,010), though he did not play in the Pro Bowl game because of ankle and knee injuries. His 87 catches were the most by any Bronco since 1961 (Lionel Taylor, 100) and the third most all-time for a Denver player. He ranked fourth in the AFC and eighth in the NFL in receptions. His 1,010-yard total was second best on the team as well as ninth in the AFC, and gave Sharpe his first 1,000-yard season after just missing with 995 in 1993. He joined Anthony Miller (1,107 yards) to give Denver

two 1,000-yard receivers in the same season for the first time in franchise history. He scored four touchdowns and had six or more catches on eight occasions. He and his brother Sterling (Green Bay Packers) remain the only brother combination to lead their teams in receptions in the same year, as they have now done for three straight seasons. Sharpe matched his career high with 10 receptions (95 yards) in Denver's dramatic overtime victory at Kansas City (12/4), and followed that a week later with nine catches for 89 yards at the Raiders (12/11). His career high in yardage came in game seven at San Diego (10/23) when he gained 121 yards on six catches, including a 44-yard pass from Elway for his longest reception of the year. Sharpe played in 15 of the Broncos' 16 games and made 13 starts. After an outstanding opening day (9/4) on which he caught nine passes for 97 yards against San Diego, he was placed on the inactive list for game two at the N.Y. Jets (9/11) because of a knee injury suffered in the opener. He was expected to miss up to five weeks, but returned for spot duty the next weekend at the L.A. Raiders and went without a catch for the first time since Nov. 30, 1992. He returned to the starting lineup in game five at Seattle and stayed there the rest of the season, playing through the pain of aching knees and ankles. He did not practice at all the week of the Cleveland game (10/30), but showed up on Sunday to lead the team in receptions (9) and yards (85).

**1993:** Sharpe was named to his second straight Pro Bowl, along with being named to virtually every All-NFL team. He led the Broncos in receptions with 81, which ranked third in the AFC and eighth in the NFL. His 81 receptions ranked fourth in Bronco history, and were at the time the most since Lionel Taylor's 85 in 1965. Sharpe was also on the receiving end of nine TD passes, which tied for second in the AFC. He accounted for at least two receptions in every game in 1993, with his season high coming against Kansas City (12/12). In that game Sharpe recorded 10 receptions for 65 yards and three touchdowns. His best game yardage-wise came in the season finale at the L.A. Raiders (1/2) when he accounted for 115 yards on six receptions with two touchdowns. The next week in the wild card matchup with the same Raiders (1/9), Sharpe tied a playoff record with 13 receptions.

**1992:** Sharpe led all Denver receivers in 1992 with a career-high 53 receptions for 640 yards and two touchdowns. Shannon and his brother Sterling of the Green Bay Packers became the only brother combination in NFL history to lead their respective teams in receiving in the same season. Sharpe had two 100-yard receiving games in '92, catching seven passes for 109 yards at Buffalo (12/12) and nine for a career-high 118 yards vs. Kansas City (10/4). He also had nine receptions at Washington (10/12) and had seven in the season finale at Kansas City (12/27). Sharpe, who was in the starting lineup 12 times in 1992, also set a new career high with a 55-yard reception at Cleveland (9/27).

**1991:** Sharpe was converted from wide receiver to H-back in 1991 and had a fine season, catching 22 passes for 322 yards and a touchdown and also gaining 15 yards on a reverse. He made half of his receptions in the final three weeks of the campaign, with 11 catches for 159 yards. Sharpe established new career highs at Cleveland (12/8) with four receptions for 59 yards, and had four catches the following week vs. Phoenix (12/15). On special teams he posted a team-high 12 tackles, with five assists and two knockdown blocks. Sharpe appeared in Denver's starting line-up nine times during the regular season. He closed out the postseason with six catches for 60 yards, with three for 20 against Houston (1/4) and three for 40 at Buffalo in the AFC Championship Game (1/12).

**1990:** Denver's seventh-round draft choice in 1990, Sharpe saw more playing time as the season progressed and closed out the year with seven receptions for 99 (14.1) yards and a score. He had his top receiving game at Kansas City (12/9) with three catches for 41 yards and his first professional touchdown. Sharpe was also one of the Broncos' top special teams performers, netting 16 total tackles, six knockdown blocks, and a forced fumble.

**COLLEGE:** Sharpe had a tremendous career at Savannah State College, where he was a three-time All-American, All-Southern Intercollegiate Athletic Conference, and all-state selection, as well as the three-time conference Offensive Player of the Year. Sharpe closed out his college play with 192 receptions for 3,744 yards, a 19.5 average, and 40 touchdowns. He ended his career with appearances in the East-West Shrine and Blue-Gray all-star games. Sharpe set school records for most consecutive games with a reception (39), with a touchdown (14), and for most games with over 100 yards receiving (17). As a senior he caught 61 passes for 1,312 yards and 18 TDs, and had three games with more than 200 yards receiving and one game with four touchdown catches. Sharpe was a criminal justice major.

**PERSONAL:** Sharpe hails from Glennville, Ga., where he was all-county, all-region and all-area in football at Glennville High School. In addition to four letters in football, Sharpe lettered three times in basketball and four times in track, setting a Georgia state Class A record in the triple jump (48'-3") as a junior, and breaking that mark as a senior (49'-5"). He won the regional triple jump title three straight years and the regional discus throwing title twice. Shannon was also a two-time all-area selection in basketball, scoring more than 1,000 points in three seasons, and averaging 30 points and 15 rebounds as

a senior. He once scored 52 points in a game and once grabbed 27 rebounds in a game. His brother Sterling was an All-American at South Carolina who earned All-Pro status in five of his seven NFL seasons with the Green Bay Packers. Sterling is now a reporter for ESPN television, and a studio host for the network's award-winning NFL Countdown and Monday Night Countdown programs. Shannon has several cousins who played college football, and he lists his hobbies as fishing, basketball, weight lifting, and his two Rottweilers, Kane and Killian. Shannon is single and makes his home in Glennville, Ga.

### SHARPE'S REGULAR SEASON RECORD

Year	Club	RECEIVING						SCORING					
		G	S	No.	Yds.	Avg.	LG	TD	TDr	TDp	TDrt	2pt.	Pts.
1990	Denver	16	2	7	99	14.1	33	1	1	0	1	0	6
1991	Denver	16	9	22	322	14.6	37	1	1	0	1	0	6
1992	Denver	16	11	53	640	12.1	55	2	2	0	2	0	12
1993	Denver	16	12	81	995	12.3	63	9	9	0	9	0	54
1994	Denver	15	13	87	1,010	11.6	44	4	4	0	4	0	28
1995	Denver	13	12	63	756	12.0	49	4	4	0	4	0	24
1996	Denver	15	15	80	1,062	13.3	51	10	10	0	10	0	60
1997	Denver	16	16	72	1,107	15.4	68t	3	3	0	3	0	20
1998	Denver	16	16	64	768	12.0	38t	10	10	0	10	0	60
1999	Denver	5	5	23	224	9.7	24	0	0	0	0	0	0
2000	Baltimore	16	15	67	810	12.1	59t	5	5	0	5	0	30
2001	Baltimore	16	15	73	811	11.1	37	2	2	0	2	0	12
2002	Denver	13	13	61	686	11.2	82t	3	3	0	3	0	18
<b>CAREER TOTALS</b>		<b>189</b>	<b>154</b>	<b>753</b>	<b>9,290</b>	<b>12.3</b>	<b>82t</b>	<b>54</b>	<b>54</b>	<b>0</b>	<b>54</b>	<b>0</b>	<b>330</b>

**ADDITIONAL STATISTICS:** Fumbled once, 1990; rushed once for 15 yards and recovered one fumble, 1991; rushed twice for -6 yards and fumbled once, 1992; returned one kickoff for 0 yards and fumbled once, 1993; fumbled once, 1994; fumbled once, recovered one fumble, 1995; fumbled once, 1996; fumbled once, 1997.

### SHARPE'S POSTSEASON RECORD

Year	Club	RECEIVING						SCORING					
		G	S	No.	Yds.	Avg.	LG	TD	TDr	TDp	TDrt	2pt.	Pts.
1991	Denver	2	2	6	60	10.0	15	0	0	0	0	0	0
1993	Denver	1	1	13	156	12.0	23t	1	1	0	1	0	6
1996	Denver	1	1	2	31	15.5	18t	1	1	0	1	0	6
1997	Denver	4	4	12	149	12.4	23	0	0	0	0	0	0
1998	Denver	3	3	9	78	8.7	14	0	0	0	0	0	0
2000	Baltimore	4	4	6	230	38.3	96t	2	2	0	2	0	12
2001	Baltimore	2	2	9	79	8.8	27	0	0	0	0	0	0
<b>CAREER TOTAL</b>		<b>17</b>	<b>17</b>	<b>57</b>	<b>783</b>	<b>13.7</b>	<b>96t</b>	<b>4</b>	<b>4</b>	<b>0</b>	<b>4</b>	<b>0</b>	<b>24</b>

### SHARPE'S SINGLE GAME HIGHS

(Postseason in parenthesis)

**Most receptions** — 13 vs. San Diego, 10/6/96 (13\* at L.A. Raiders, 1/9/94). **Most receiving yards** — 214\* at Kansas City, 10/20/02 (156 at L.A. Raiders, 1/9/94). **Longest reception** — 82 (TD) at Kansas City, 10/20/02 (96, TD, at Oakland, 1/14/01). **Most Touchdown Receptions** — 3 vs. San Diego, 10/6/96 and vs. Kansas City, 12/12/93 (1 at Oakland, 1/14/01; vs. Denver, 12/31/00; vs. Jacksonville, 1/4/97 and at L.A. Raiders, 1/9/94).

\*ties NFL postseason record, \*franchise record

### SHARPE'S REGULAR SEASON TOP FIVE

(\* indicates franchise record)

#### YARDS RECEIVING

214 — at Kansas City, 10/20/02 (12 rec., 2TD)  
180 — vs. Buffalo, 9/3/95 (10 rec.)  
174 — vs. Carolina, 11/9/97 (8 rec.)  
162 — vs. San Diego, 12/21/97 (8 rec.)  
161 — vs. Baltimore, 10/20/96 (9 rec.)

#### RECEPTIONS

13 — vs. San Diego, 10/6/96 (153 yds., 3TD)  
12 — at Kansas City, 10/20/02 (214 yds., 2TD)  
10 — vs. Buffalo, 9/3/95 (180 yds.)  
10 — at Kansas City, 12/4/94 (95 yds., TD)  
10 — vs. Kansas City, 12/12/93 (65 yds., 3TD)  
10 — vs. Oakland, 11/24/97 (142 yds.)

### SHARPE'S POSTSEASON TOP THREE

(\* indicates postseason franchise record)

#### YARDS RECEIVING

156 — at Raiders, 1/9/94, Wild Card (13 rec., TD)  
96 — at Oakland, 1/14/01, Champ. Game (1 rec., TD)  
73 — vs. Denver, 12/31/00, Wild Card (3 rec., TD)

#### RECEPTIONS

\*13 — at Raiders, 1/9/94, Wild Card (156 yds., TD)  
5 — vs. Green Bay, 1/25/98, S.B. XXXIII (38 yds.)  
5 — at Pittsburgh, 1/20/02, Div. Playoffs (56 yds.)  
5 — vs. Miami, 1/9/99, Div. Playoffs (38 yds.)

### SHANNON SHARPE'S 100-YARD RECEIVING GAMES (19, INCLUDES 1 POSTSEASON)

team victories asterisked

Date	Opponent	(S/P)	Att.	Yds.	Avg.	LG	TD
Oct. 4, 1992	Kansas City	(S)	9	118	13.1	48	0
Dec. 12, 1992	at Buffalo	(S)	7	109	15.6	36	1
Nov. 14, 1993	Minnesota	(S)	7	104	14.9	32	0
Jan. 2, 1994	at LA Raiders	(S)	6	115	19.2	54	2
<b>Jan. 9, 1994</b>	<b>at LA Raiders</b>	<b>(S)</b>	<b>13</b>	<b>156</b>	<b>12.0</b>	<b>23t</b>	<b>1</b>
Oct. 23, 1994	at San Diego*	(S)	6	121	20.2	44	1
Sept. 3, 1995	Buffalo*	(S)	10	180	18.0	49	0
Nov. 19, 1995	San Diego*	(S)	8	137	17.1	40	1
Sept. 22, 1996	at Kansas City	(S)	9	131	14.6	29	0
Oct. 6, 1996	San Diego*	(S)	13	153	11.8	24	3
Oct. 20, 1996	Baltimore*	(S)	9	161	17.9	32	0
Sept. 28, 1997	at Atlanta*	(S)	6	119	19.8	65t	1
Nov. 9, 1997	vs. Carolina*	(S)	8	174	21.8	36	0
Nov. 24, 1997	vs. Oakland*	(S)	10	142	14.2	27	0
Dec. 21, 1997	vs. San Diego*	(S)	8	162	20.3	68t	1
Oct. 22, 2000	vs. Tennessee	(S)	8	104	13.0	25	0
Nov. 19, 2000	vs. Dallas*	(S)	5	101	20.2	59t	1
Oct. 10, 2002	at Kansas City*	(S)	12	214	17.8	82t	2
Dec. 8, 2002	at New York Jets	(S)	9	100	11.1	22	0

italics and bold indicates postseason

### SHANNON SHARPE CAREER GAME-BY-GAME

(team victories asterisked)

1990	DENVER	RECEIVING						SCORING		NOTES	
Date	Opponent	(S/P)	No.	Yds.	Avg.	LG	TD	2pt.	Pts.		
Sep 9	at LA Raiders	(P)	0	0	0.0	0	0	—	0		
Sep 17	vs. Kansas City*	(P)	0	0	0.0	0	0	—	0		
Sep 23	vs. Seattle*	(P)	0	0	0.0	0	0	—	0		
Sep 30	at Buffalo	(P)	0	0	0.0	0	0	—	0		
Oct 8	vs. Cleveland	(P)	0	0	0.0	0	0	—	0		
Oct 14	vs. Pittsburgh	(P)	1	12	12.0	12	0	—	0		
Oct 21	at Indianapolis*	(P)	0	0	0.0	0	0	—	0		
Nov 4	at Minnesota	(P)	1	3	3.0	3	0	—	0		
Nov 11	at San Diego	(P)	0	0	0.0	0	0	—	0		
Nov 18	vs. Chicago	(P)	0	0	0.0	0	0	—	0		
Nov 22	at Detroit	(P)	1	33	33.0	33	0	—	0		
Dec 2	vs. LA Raiders	(P)	0	0	0.0	0	0	—	0		
Dec 9	at Kansas City	(P)	3	41	13.7	27	1	—	6		
Dec 16	vs. San Diego*	(S)	1	10	10.0	10	0	—	0		
Dec 23	at Seattle	(P)	0	0	0.0	0	0	—	0		
Dec 30	vs. Green Bay*	(S)	0	0	0.0	0	0	—	0		
<b>1990 Regular Season Totals</b>		<b>(2/14)</b>	<b>7</b>	<b>99</b>	<b>15.0</b>	<b>33</b>	<b>1</b>	<b>—</b>	<b>6</b>		

1991	DENVER	RECEIVING						SCORING		NOTES	
Date	Opponent	(S/P)	No.	Yds.	Avg.	LG	TD	2pt.	Pts.		
Sep 1	vs. Cincinnati*	(S)	3	43	14.3	19	0	—	0		
Sep 8	at LA Raiders	(S)	1	37	37.0	37	0	—	0		
Sep 15	vs. Seattle*	(S)	1	17	17.0	17	0	—	0		
Sep 22	vs. San Diego*	(S)	1	17	17.0	17	0	—	0		
Sep 29	at Minnesota*	(S)	0	0	0.0	0	0	—	0		
Oct 6	at Houston	(P)	0	0	0.0	0	0	—	0		
Oct 20	vs. Kansas City*	(S)	1	17	17.0	17	0	—	0		
Oct 27	at New England*	(S)	1	5	5.0	5	0	—	0		
Nov 3	vs. Pittsburgh*	(P)	1	1	1.0	1	0	—	0		
Nov 10	vs. LA Raiders	(S)	0	0	0.0	0	0	—	0		
Nov 17	at Kansas City*	(P)	1	24	24.0	24	0	—	0		
Nov 24	at Seattle	(P)	1	2	2.0	2	0	—	0		
Dec. 1	vs. New England*	(P)	0	0	0.0	0	0	—	0		
Dec 8	at Cleveland*	(S)	4	59	14.8	24	0	—	0		
Dec 15	vs. Phoenix*	(P)	4	51	12.8	22	1	—	6		
Dec 22	at San Diego*	(P)	3	49	16.3	24	0	—	0		
<b>1991 Regular Season Totals</b>		<b>(9/7)</b>	<b>22</b>	<b>322</b>	<b>14.6</b>	<b>37</b>	<b>1</b>	<b>—</b>	<b>6</b>		
Jan 4	vs. Houston*	(S)	3	20	6.7	7	0	—	0		AFC Divisional Playoff
Jan 12	at Buffalo	(S)	3	40	13.3	15	0	—	0		AFC Championship
<b>1991 Postseason Totals</b>		<b>(2/0)</b>	<b>6</b>	<b>60</b>	<b>10.0</b>	<b>15</b>	<b>0</b>	<b>—</b>	<b>0</b>		



1992	DENVER		RECEIVING				SCORING			NOTES
Date	Opponent	(S/P)	No.	Yds.	Avg.	LG	TD	2pt.	Pts.	
Sep 6	vs. LA Raiders*	(P)	0	0	0.0	0	0	—	0	
Sep 13	vs. San Diego*	(S)	3	61	20.3	34	1	—	6	
Sep 20	at Philadelphia	(S)	2	2	1.0	5	0	—	0	
Sep 27	at Cleveland*	(S)	2	61	12.2	55	0	—	0	
Oct 4	vs. Kansas City	(S)	9	118	13.1	48	0	—	0	
Oct 12	at Washington	(S)	9	71	7.9	21	0	—	0	
Oct 18	vs. Houston*	(S)	3	37	12.3	19	0	—	0	
Oct 25	at San Diego	(P)	2	12	6.0	7	0	—	0	
Nov 5	vs. NY Jets*	(S)	1	9	9.0	9	0	—	0	
Nov 15	vs. NY Giants*	(P)	4	34	8.5	12	0	—	0	
Nov 22	at LA Raiders	(S)	0	0	0.0	0	0	—	0	
Nov 30	at Seattle	(P)	0	0	0.0	0	0	—	0	
Dec 6	vs. Dallas	(S)	3	16	5.3	7	0	—	0	
Dec 12	at Buffalo	(S)	7	109	15.6	36	1	—	6	
Dec 20	vs. Seattle*	(S)	3	23	7.7	25	0	—	0	
Dec 27	at Kansas City	(P)	5	87	17.4	52	0	—	0	
<b>1992 Regular Season Totals</b>			<b>(12/4)</b>	<b>53</b>	<b>640</b>	<b>12.1</b>	<b>55</b>	<b>2</b>	<b>—</b>	<b>12</b>

1993	DENVER		RECEIVING				SCORING			NOTES
Date	Opponent	(S/P)	No.	Yds.	Avg.	LG	TD	2pt.	Pts.	
Sep 5	at NY Jets*	(P)	7	79	11.2	37	0	—	0	
Sep 12	vs. San Diego*	(P)	3	47	15.7	32	0	—	0	
Sep 20	at Kansas City	(S)	9	81	9.0	14	0	—	0	
Oct 3	vs. Indianapolis*	(S)	4	50	12.5	22	1	—	6	
Oct 10	at Green Bay	(S)	7	55	7.9	16	0	—	0	
Oct 18	vs. LA Raiders	(S)	4	42	10.5	16	0	—	0	
Oct 31	vs. Seattle*	(S)	3	31	10.3	15	1	—	6	
Nov 7	at Cleveland*	(P)	4	55	13.8	33	0	—	0	
Nov 14	vs. Minnesota	(S)	7	104	14.9	32	0	—	0	
Nov 21	vs. Pittsburgh*	(P)	4	80	20.0	63	0	—	0	
Nov 28	at Seattle*	(S)	3	72	24.0	50t	1	—	6	
Dec 5	at San Diego	(S)	2	34	17.0	23	0	—	0	
Dec 12	vs. Kansas City*	(S)	10	65	6.5	14	3	—	18	
Dec 18	at Chicago*	(S)	2	20	10.0	13	0	—	0	
Dec 26	vs. Tampa Bay	(S)	6	65	10.8	18	0	—	0	
Jan 2	at LA Raiders	(S)	6	115	19.2	54	2	—	12	
<b>1993 Regular Season Totals</b>			<b>(12/4)</b>	<b>81</b>	<b>995</b>	<b>12.3</b>	<b>63</b>	<b>9</b>	<b>—</b>	<b>54</b>
Jan 9	at LA Raiders	(S)	13	156	12.0	23t	1	—	6	AFC Wild Card Game
<b>1993 Postseason Totals</b>			<b>(1/1)</b>	<b>13</b>	<b>156</b>	<b>12.0</b>	<b>23t</b>	<b>1</b>	<b>—</b>	<b>6</b>

1994	DENVER		RECEIVING				SCORING			NOTES
Date	Opponent	(S/P)	No.	Yds.	Avg.	LG	TD	2pt.	Pts.	
Sep 4	vs. San Diego	(S)	9	97	10.8	38	1	—	6	
Sep 11	at NY Jets			INACTIVE — KNEE						
Sep 18	vs. LA Raiders	(P)	0	0	0.0	0	0	—	0	
Sep 26	at Buffalo	(P)	4	90	22.5	31	0	—	0	
Oct 9	at Seattle*	(S)	7	87	12.4	32	0	—	0	
Oct. 17	Kansas City	(S)	4	50	12.5	21	0	—	0	
Oct 23	at San Diego*	(S)	6	121	20.2	44	1	—	6	
Oct 30	vs. Cleveland*	(S)	9	85	9.4	22	0	—	0	
Nov 6	at LA Rams	(S)	7	69	9.9	21	0	1	2	
Nov 13	vs. Seattle*	(S)	3	28	9.3	10	0	—	0	
Nov 20	vs. Atlanta*	(S)	4	44	11.0	28	0	—	0	
Nov 27	vs. Cincinnati*	(S)	3	42	14.0	19	0	—	0	
Dec 4	at Kansas City*	(S)	10	95	9.5	24t	1	—	6	
Dec 11	at LA Raiders	(S)	9	89	9.9	35	0	—	0	
Dec 17	at San Francisco	(S)	7	74	10.6	15	0	—	0	
Dec 24	vs. New Orleans	(S)	5	39	7.8	18	1	1	8	
<b>1994 Regular Season Totals</b>			<b>(13/2)</b>	<b>87</b>	<b>1,010</b>	<b>11.6</b>	<b>44</b>	<b>4</b>	<b>2</b>	<b>28</b>

1995	DENVER		RECEIVING				SCORING			NOTES
Date	Opponent	(S/P)	No.	Yds.	Avg.	LG	TD	2pt.	Pts.	
Sep 3	vs. Buffalo*	(S)	10	180	18.0	49	0	—	0	
Sep 10	at Dallas	(S)	5	67	13.4	18	0	—	0	
Sep 17	vs. Washington*	(S)	1	2	2.0	2	0	—	0	ankle injury
Sep 24	at San Diego	(P)	0	0	0.0	0	0	—	0	
Oct 1	at Seattle	(S)	8	94	11.8	25	0	—	0	
Oct 8	at New England*	(S)	4	43	10.8	18	1	—	6	
Oct 16	vs. Oakland*	(S)	5	43	8.6	20	0	—	0	
Oct 22	vs. Kansas City	(S)	2	20	10.0	10t	1	—	6	
Nov 5	vs. Arizona*	(S)	3	50	16.7	29	0	—	0	
Nov 12	at Philadelphia	(S)	7	43	6.1	12	0	—	0	
Nov 19	vs. San Diego*	(S)	8	137	17.1	40	1	—	6	
Nov 26	at Houston	(S)	8	65	8.1	24	0	—	0	
Dec 3	vs. Jacksonville	(S)	2	12	6.0	6t	1	—	6	left eye orbital fracture
Dec 10	vs. Seattle			Inactive — Orbital Fracture (L eye)						
Dec 17	at Kansas City			Inactive — Orbital Fracture (L eye)						
Dec 24	at Oakland*			Inactive — Orbital Fracture (L eye)						
<b>1995 Regular Season Totals</b>			<b>(12/1)</b>	<b>63</b>	<b>756</b>	<b>12.0</b>	<b>49</b>	<b>4</b>	<b>—</b>	<b>24</b>

1996	DENVER		RECEIVING				SCORING			NOTES
Date	Opponent	(S/P)	No.	Yds.	Avg.	LG	TD	2pt.	Pts.	
Sep 1	vs. NY Jets*	(S)	4	55	13.8	21	1	—	6	
Sep 8	at Seattle*	(S)	3	40	13.3	19	0	—	0	
Sep 15	Tampa Bay*	(S)	4	30	7.5	9	0	—	0	
Sep 22	at Kansas City	(S)	9	131	14.6	29	0	—	0	
Sep 29	at Cincinnati*	(S)	6	60	10.0	17	1	—	6	
Oct 6	vs. San Diego*	(S)	13	153	11.8	24	3	—	18	
Oct 20	vs. Baltimore*	(S)	9	161	17.9	32	0	—	0	
Oct 27	vs. Kansas City*	(S)	6	99	16.5	46t	2	—	12	
Nov 4	at Oakland*	(S)	5	57	11.4	15	1	—	6	
Nov 10	vs. Chicago*	(S)	5	92	18.4	51	1	—	6	
Nov 17	at New England*	(S)	3	37	12.3	15	0	—	0	
Nov 24	at Minnesota*	(S)	4	90	22.5	31	0	—	0	
Dec 1	vs. Seattle*	(S)	4	21	5.3	8	1	—	6	
Dec 8	at Green Bay	(S)	4	34	8.5	16	0	—	0	
Dec 15	vs. Oakland*	(S)	1	2	2.0	2	0	—	0	
Dec 22	at San Diego			Inactive — Ankle						
<b>1996 Regular Season Totals</b>			<b>(15/0)</b>	<b>80</b>	<b>1,062</b>	<b>13.3</b>	<b>51</b>	<b>10</b>	<b>—</b>	<b>60</b>
Jan 4	vs. Jacksonville	(S)	2	31	15.5	18t	1	—	6	AFC Divisional Playoff
<b>1996 Postseason Totals</b>			<b>(1/1)</b>	<b>2</b>	<b>31</b>	<b>15.5</b>	<b>18t</b>	<b>1</b>	<b>—</b>	<b>6</b>

1997	DENVER		RECEIVING				SCORING			NOTES
Date	Opponent	(S/P)	No.	Yds.	Avg.	LG	TD	2pt.	Pts.	
Aug 31	vs. Kansas City*	(S)	4	41	10.3	50	0	—	0	
Sep 7	at Seattle*	(S)	4	62	15.5	26	0	1	2	
Sep 14	vs. St. Louis*	(S)	2	20	10.0	14	0	—	0	
Sep 21	vs. Cincinnati*	(S)	1	5	5.0	5	0	—	0	
Sep 28	at Atlanta*	(S)	6	119	19.8	65t	1	—	6	
Oct 6	vs. New England*	(S)	1	19	19.0	19	0	—	0	
Oct 19	at Oakland	(S)	8	94	11.8	27	0	—	0	
Oct 26	at Buffalo	(S)	4	35	8.8	12	0	—	0	
Nov 2	vs. Seattle*	(S)	3	85	28.3	49	0	—	0	
Nov 9	vs. Carolina*	(S)	8	174	21.8	36	0	—	0	
Nov 16	at Kansas City	(S)	3	27	9.0	15	1	—	6	
Nov 24	vs. Oakland*	(S)	10	142	14.2	27	0	—	0	
Nov 30	at San Diego*	(S)	4	46	10.7	23	0	—	0	
Dec 7	at Pittsburgh	(S)	1	16	16.0	16	0	—	0	
Dec 15	at San Francisco	(S)	5	60	12.0	22	0	—	0	
Dec 21	vs. San Diego*	(S)	8	162	20.3	68t	1	—	6	
<b>1997 Regular Season Totals</b>			<b>(16/0)</b>	<b>72</b>	<b>1,107</b>	<b>15.4</b>	<b>68t</b>	<b>3</b>	<b>1</b>	<b>20</b>
Dec 27	vs. Jacksonville*	(S)	2	29	14.5	23	0	—	0	AFC Wild Card Game
Jan 4	at Kansas City*	(S)	2	33	16.5	22	0	—	0	AFC Divisional Playoff
Jan 11	at Pittsburgh*	(S)	3	49	16.3	18	0	—	0	AFC Championship
Jan 25	vs. Green Bay*	(S)	5	38	7.6	12	0	—	0	Super Bowl XXXII
<b>1997 Postseason Totals</b>			<b>(4/0)</b>	<b>12</b>	<b>149</b>	<b>12.4</b>	<b>23</b>	<b>0</b>	<b>—</b>	<b>0</b>

1998	DENVER		RECEIVING				SCORING			NOTES
Date	Opponent	(S/P)	No.	Yds.	Avg.	LG	TD	2pt.	Pts.	
Sep 7	vs. New England*	(S)	5	51	10.2	20	1	—	6	
Sep 13	vs. Dallas*	(S)	6	97	16.2	38t	2	—	12	
Sep 20	at Oakland*	(S)	3	44	14.7	23	0	—	0	
Sep 27	at Washington*	(S)	6	69	11.5	21	0	—	0	
Oct 4	vs. Philadelphia*	(S)	6	46	7.7	13	1	—	6	
Oct 11	at Seattle*	(S)	2	31	15.5	19t	1	—	6	
Oct 25	vs. Jacksonville*	(S)	4	61	15.3	20	0	—	0	
Nov 1	at Cincinnati*	(S)	3	35	11.7	17	0	—	0	
Nov 8	vs. San Diego*	(S)	5	53	10.6	24	0	—	0	
Nov 16	at Kansas City*	(S)	3	56	18.7	22	0	—	0	
Nov 22	vs. Oakland*	(S)	3	41	13.7	24	1	—	6	
Nov 29	at San Diego*	(S)	3	31	10.3	18t	1	—	6	
Dec 6	vs. Kansas City*	(S)	1	24	24.0	24t	1	—	6	
Dec 13	at New York Giants	(S)	4	25	6.3	7	0	—	0	
Dec 21	at Miami	(S)	4	36	9.0	15	0	—	0	
Dec 27	vs. Seattle*	(S)	6	68	11.3	17t	2	—	12	
<b>1998 Regular Season Totals</b>		<b>(16/0)</b>	<b>64</b>	<b>768</b>	<b>12.0</b>	<b>38t</b>	<b>10</b>	<b>—</b>	<b>60</b>	
Jan 9	vs. Miami*	(S)	5	38	7.6	10	0	—	0	AFC Divisional Playoff
Jan 17	vs. New York Jets*	(S)	2	14	7.0	8	0	—	0	AFC Championship
Jan 31	vs. Atlanta*	(S)	2	26	13.0	14	0	—	0	Super Bowl XXXIII
<b>1998 Postseason Totals</b>		<b>(3/0)</b>	<b>9</b>	<b>78</b>	<b>8.7</b>	<b>14</b>	<b>0</b>	<b>—</b>	<b>0</b>	

1999	DENVER		RECEIVING				SCORING			NOTES
Date	Opponent	(S/P)	No.	Yds.	Avg.	LG	TD	2pt.	Pts.	
Sep 13	vs. Miami	(S)	7	47	6.7	10	0	—	0	
Sep 19	at Kansas City	(S)	6	52	8.7	19	0	—	0	
Sep 26	at Tampa Bay	(S)	5	39	7.8	16	0	—	0	
Oct 3	vs. New York Jets	(S)	5	86	17.2	24	0	—	0	
Oct 10	at Oakland*	(S)	0	0	0.0	—	0	—	0	Fractured L clavicle 3rd qtr.
Oct 17	vs. Green Bay*		INACTIVE — FRACTURED LEFT CLAVICLE							
Oct 24	at New England		INACTIVE — FRACTURED LEFT CLAVICLE							
Oct 31	vs. Minnesota		INACTIVE — FRACTURED LEFT CLAVICLE							
Nov 7	at San Diego*		INACTIVE — FRACTURED LEFT CLAVICLE							
Nov 14	at Seattle		INACTIVE — FRACTURED LEFT CLAVICLE							
Nov 22	vs. Oakland*		INACTIVE — FRACTURED LEFT CLAVICLE							
Dec 5	vs. Kansas City		INJURED RESERVE — FRACTURED LEFT CLAVICLE							
Dec 13	at Jacksonville		INJURED RESERVE — FRACTURED LEFT CLAVICLE							
Dec 19	vs. Seattle*		INJURED RESERVE — FRACTURED LEFT CLAVICLE							
Dec 25	at Detroit*		INJURED RESERVE — FRACTURED LEFT CLAVICLE							
Jan 2	vs. San Diego		INJURED RESERVE — FRACTURED LEFT CLAVICLE							
<b>1999 Regular Season Totals</b>		<b>(5/0)</b>	<b>23</b>	<b>224</b>	<b>9.7</b>	<b>24</b>	<b>0</b>	<b>—</b>	<b>0</b>	

2000	BALTIMORE		RECEIVING				SCORING			NOTES
Date	Opponent	(S/P)	No.	Yds.	Avg.	LG	TD	2pt.	Pts.	
Sep 3	at Pittsburgh*	(S)	0	0	0.0	—	0	—	0	
Sep 10	vs. Jacksonville*	(S)	3	50	16.7	29	1	—	6	
Sep 17	at Miami	(S)	5	56	11.2	25	0	—	0	
Sep 24	vs. Cincinnati*	(S)	5	40	8.0	15	1	—	6	
Oct 1	at Cleveland*	(S)	6	83	12.8	37	0	—	0	
Oct 8	at Jacksonville*	(P)	1	26	26.0	26	0	—	0	
Oct 15	at Washington	(S)	4	50	12.5	22	0	—	0	
Oct 22	vs. Tennessee	(S)	8	104	13.0	25	0	—	0	
Oct 29	vs. Pittsburgh	(S)	3	35	11.7	15	0	—	0	
Nov 5	at Cincinnati*	(S)	7	66	9.4	19	2	—	12	
Nov 12	at Tennessee*	(S)	8	92	11.5	36	0	—	0	
Nov 19	vs. Dallas*	(S)	5	101	20.2	59t	1	—	6	
Nov 26	vs. Cleveland*	(S)	2	17	8.5	11	0	—	0	
Dec 10	vs. San Diego*	(S)	1	7	7.0	7	0	—	0	
Dec 17	at Arizona*	(S)	4	37	9.2	21	0	—	0	
Dec 24	vs. New York Jets*	(S)	5	46	9.2	27	0	—	0	
<b>2000 Regular Season Totals</b>		<b>(15/1)</b>	<b>67</b>	<b>810</b>	<b>12.1</b>	<b>59t</b>	<b>5</b>	<b>—</b>	<b>30</b>	
Dec 31	vs. Denver*	(S)	3	73	24.3	58t	1	—	6	AFC Wild Card Game
Jan 7	at Tennessee*	(S)	1	56	56.0	56	0	—	0	AFC Divisional Playoff
Jan 14	at Oakland*	(S)	1	96	96.0	96t	1	—	6	AFC Championship
Jan 28	vs. New York Giants*	(S)	1	5	5.0	5	0	—	0	Super Bowl XXXV
<b>2000 Postseason Totals</b>		<b>(4/0)</b>	<b>6</b>	<b>230</b>	<b>38.3</b>	<b>96t</b>	<b>2</b>	<b>—</b>	<b>12</b>	

2001	BALTIMORE		RECEIVING				SCORING			NOTES
Date	Opponent	(S/P)	No.	Yds.	Avg.	LG	TD	2pt.	Pts.	
Sep 9	vs. Chicago*	(S)	4	34	8.5	13	0	—	0	
Sep 23	at Cincinnati	(S)	8	84	10.5	27	0	—	0	
Sep 30	at Denver*	(S)	5	50	10.0	17	0	—	0	
Oct 7	vs. Tennessee*	(S)	3	57	19.0	32	0	—	0	NFL rec., receptions by a tight end
Oct 14	at Green Bay	(S)	5	41	8.2	13	0	—	0	
Oct 21	at Cleveland	(P)	6	61	10.2	20	0	—	0	
Oct 28	vs. Jacksonville*	(S)	7	89	12.7	30	0	—	0	
Nov 4	at Pittsburgh*	(S)	3	56	18.7	26	1	—	6	
Nov 12	at Tennessee*	(S)	2	18	9.0	15	0	—	0	
Nov 18	vs. Cleveland	(S)	7	78	11.1	29	0	—	0	NFL rec., receptions by a tight end
Nov 25	at Jacksonville*	(S)	6	55	9.2	13	1	—	6	
Dec 2	vs. Indianapolis*	(S)	3	41	13.7	21	0	—	0	
Dec 16	vs. Pittsburgh	(S)	4	26	6.5	11	0	—	0	
Dec 23	vs. Cincinnati*	(S)	3	32	10.7	14	0	—	0	
Dec 29	at Tampa Bay	(S)	5	38	7.6	9	0	—	0	
Jan 7	vs. Minnesota*	(S)	2	51	25.5	37	0	—	0	
<b>2001 Regular Season Totals</b>		<b>(15/1)</b>	<b>73</b>	<b>811</b>	<b>11.1</b>	<b>37</b>	<b>2</b>	<b>—</b>	<b>12</b>	
Jan 13	at Miami*	(S)	4	23	5.8	11	0	—	0	AFC Wild Card Game
Jan 20	at Pittsburgh	(S)	5	56	11.2	27	0	—	0	AFC Divisional Playoff
<b>2001 Postseason Totals</b>		<b>(2/0)</b>	<b>9</b>	<b>79</b>	<b>8.8</b>	<b>27</b>	<b>0</b>	<b>—</b>	<b>0</b>	

2002	DENVER		RECEIVING				SCORING			NOTES
Date	Opponent	(S/P)	No.	Yds.	Avg.	LG	TD	2pt.	Pts.	
Sep 8	vs. St. Louis*	(S)	3	31	10.3	14	0	—	0	
Sep 15	at San Francisco*	(S)	5	52	10.4	16	0	—	0	
Sep 22	vs. Buffalo*	(S)	0	0	0.0	0	0	—	0	
Sep 30	at Baltimore	(S)	9	75	8.3	13	0	—	0	
Oct 6	vs. San Diego*	(S)	4	39	9.8	12	0	—	0	
Oct 13	vs. Miami	(S)	3	25	8.3	13	0	—	0	
Oct 20	at Kansas City*	(S)	12	214	17.8	82t	2	—	2	
Oct 27	at New England*	(S)	2	19	9.5	11	1	—	6	
Nov 11	Oakland	(S)	1	10	10.0	10	0	—	0	
Nov 17	at Seattle*		Inactive — Elbow							
Nov 24	vs. Indianapolis		Inactive — Elbow							
Dec 1	at San Diego		Inactive — Elbow							
Dec 8	at New York Jets	(S)	9	100	11.1	22	0	—	0	
Dec 15	vs. Kansas City*	(S)	5	31	6.2	9	0	—	0	
Dec 22	at Oakland	(S)	7	84	12.0	30	0	—	0	
Dec 29	vs. Arizona*	(S)	1	6	6.0	6	0	—	0	
<b>2002 Regular Season Totals</b>		<b>(13/0)</b>	<b>61</b>	<b>686</b>	<b>12.3</b>	<b>82t</b>	<b>3</b>	<b>—</b>	<b>18</b>	

### LONG DROUGHT

The Broncos' longest current drought between meetings with any NFL opponent is with Tennessee, whom the Broncos have not faced since Nov. 26, 1995, when the franchise played in Houston as the Oilers. In 2001 Denver ended its previous longest drought by facing Indianapolis for the first time in eight years.

## SHANNON SHARPE VS. THE NFL


Regular Season Only

	G/S	Rec.	Yds.	Avg.	LG	TD	100 Yards
Denver	1/1	5	50	10.0	17	0	0
Kansas City	20/16	103	1,273	12.0	82t	12	3
Oakland	20/16	63	800	12.0	54	4	2
San Diego	19/14	76	1,076	14.2	68t	9	4
<b>AFC West</b>	<b>60/47</b>	<b>247</b>	<b>3,199</b>	<b>13.0</b>	<b>82t</b>	<b>25</b>	<b>9</b>
Buffalo	6/4	25	414	16.6	49	1	2
Miami	4/4	19	164	8.6	25	0	0
New England	7/6	16	174	10.9	20	3	0
N.Y. Jets	6/5	31	375	12.1	37	1	1
<b>AFC East</b>	<b>23/19</b>	<b>91</b>	<b>1,127</b>	<b>12.4</b>	<b>49</b>	<b>5</b>	<b>3</b>
Baltimore	2/2	18	236	13.1	32	0	1
Cincinnati	9/9	39	407	10.4	27	4	0
Cleveland	9/6	40	499	12.5	55	1	0
Pittsburgh	8/5	17	226	13.3	63t	1	0
<b>AFC North</b>	<b>28/22</b>	<b>114</b>	<b>1,368</b>	<b>12.0</b>	<b>63t</b>	<b>6</b>	<b>1</b>
Houston	0/0	0	0	0.0	—	0	0
Indianapolis	3/2	7	91	13.0	22	1	0
Jacksonville	6/5	23	293	11.9	30	3	0
Tennessee/Houston	7/6	32	373	11.7	36	0	1
<b>AFC South</b>	<b>16/13</b>	<b>62</b>	<b>757</b>	<b>12.2</b>	<b>36</b>	<b>4</b>	<b>1</b>
<b>AFC Totals</b>	<b>127/101</b>	<b>514</b>	<b>6,451</b>	<b>12.6</b>	<b>82t</b>	<b>40</b>	<b>14</b>
Arizona	4/3	12	144	12.0	29	1	0
St. Louis/L.A. Rams	3/3	12	120	10.0	21	0	0
San Francisco	3/3	17	186	10.9	22	0	0
Seattle	17/13	51	661	13.0	50t	6	0
<b>NFC West</b>	<b>27/22</b>	<b>92</b>	<b>1,111</b>	<b>12.1</b>	<b>50t</b>	<b>7</b>	<b>0</b>
Dallas	4/4	19	281	14.8	59	3	1
N.Y. Giants	2/1	8	59	7.4	12	0	0
Philadelphia	3/3	15	91	6.1	13	1	0
Washington	4/4	20	192	9.6	22	0	0
<b>NFC East</b>	<b>13/12</b>	<b>62</b>	<b>623</b>	<b>10.0</b>	<b>59</b>	<b>4</b>	<b>1</b>
Chicago	4/3	11	146	13.3	51	1	0
Detroit	1/0	1	33	33.0	33	0	0
Green Bay	4/4	16	130	8.1	16	0	0
Minnesota	5/4	14	248	17.7	37	0	1
<b>NFC North</b>	<b>14/11</b>	<b>42</b>	<b>557</b>	<b>13.3</b>	<b>51</b>	<b>1</b>	<b>1</b>
Atlanta	2/2	10	163	16.3	65t	1	1
Carolina	1/1	8	174	21.8	36	0	1
New Orleans	1/1	5	39	7.8	18	1	0
Tampa Bay	4/4	20	172	8.6	18	0	0
<b>NFC South</b>	<b>8/8</b>	<b>43</b>	<b>548</b>	<b>12.7</b>	<b>65t</b>	<b>2</b>	<b>2</b>
<b>NFC Totals</b>	<b>62/53</b>	<b>239</b>	<b>2,839</b>	<b>11.9</b>	<b>65t</b>	<b>14</b>	<b>4</b>
<b>NFL Totals</b>	<b>189/154</b>	<b>753</b>	<b>9,290</b>	<b>12.3</b>	<b>82t</b>	<b>54</b>	<b>18</b>
Home	96/82	361	4,564	12.6	68t	33	11
Road	93/72	392	4,726	12.1	82t	21	7
Grass	153/131	646	7,828	12.1	82t	48	7
Turf	35/22	107	1,462	13.7	65t	6	1
Outdoors	173/145	712	8,773	12.3	82t	51	7
Domes	16/9	41	517	12.6	65t	3	1
All Sun. Games	162/132	642	7,978	12.4	82t	50	16
Sunday Nights	17/13	63	653	10.4	49	2	1
Mondays	21/17	84	999	11.9	37	2	1
Thursdays	1/0	1	33	33.0	33	0	0
Saturdays	5/5	26	280	10.8	36	2	1
Wins	106/92	445	5,928	13.3	82t	45	1
Losses	69/49	308	3,362	10.9	54	9	7
August	1/1	4	41	10.3	15	0	0
September	50/40	185	2,274	12.3	65t	10	3
October	46/40	211	2,621	12.4	82t	15	6
November	47/35	174	2,354	13.5	63t	12	5
December	43/33	171	1,834	10.7	68t	15	3
January	2/2	8	166	20.8	54	2	1

## ROD SMITH

6-0 • 200 • 9TH YR. • MISSOURI SOUTHERN

**BORN:** May 15, 1970 in Texarkana, Ark.  
**HIGH SCHOOL:** Texarkana High School, Texarkana, Ark.  
**RESIDES:** Parker, Colo.  
**ACQUIRED:** Rookie Free Agent, 1994  
**PRO YEAR:** 9th • **YEAR WITH BRONCOS:** 9th  
**NFL GAMES PLAYED/STARTED:** 120/95 • **POSTSEASON:** 9/8



80

WIDE RECEIVER

Ever the tireless worker—whether in the offseason or during the season—Rod Smith continues to prove himself as a constant for the Broncos, on the field and in a leadership role. Always setting the bar higher each year, he manages to take his game to levels few but himself thought possible when he entered the NFL as a rookie free agent in 1994. He has not only established himself as one of the finest wide receivers in Denver Broncos history, but has also placed himself among the best in the NFL over the past six seasons. The ninth-year pro has now played in 120 games and started 95, catching 559 passes for 7,783 yards (13.9) with a franchise-record 49 touchdowns and a long of 78 yards. Smith ranks first in Broncos history in career receiving yards and second in career receptions, and first in receiving touchdowns. He also holds the Nos. 1, 2, 6 and 7 spots on the Broncos' all-time single-season receiving-yardage list, with his 2000 total of 1,601 yards at the top, followed by 1,343 yards in 2001; 1,222 yards in 1998 and 1,180 in '97. Smith holds the franchise single-game record for receptions with 14, and his combined five-year regular season receiving total of 6,367 yards from 1997-2001 is the best over a five-year span in franchise history. Smith has also played in nine postseason games (8 starts) and caught 27 passes for 538 yards (19.9) and three touchdowns, with a long of 80, which went for a touchdown in Super Bowl XXXIII vs. Atlanta. The 80-yard score tied for the second longest play from scrimmage in a Super Bowl game, and ranks as the longest play from scrimmage in Broncos postseason history. Smith's 152 yards in Super Bowl XXXIII rank as the fourth-highest receiving figure in Super Bowl history, and moved him into second place on Denver's all-time postseason receiving chart. He also ranks fifth in receptions (24), second in receiving touchdowns (3) and fourth in avg. yds. per catch (20.0). Smith's first NFL touchdown in 1995—on his first NFL reception—may forever remain his most memorable, as he outleaped Washington Redskins future Hall of Famer Darrell Green to haul in a 43-yard Elway pass in the end zone as time expired, giving Denver a 38-31 victory. Smith entered the NFL in 1994 as a rookie free agent with the Broncos out of Missouri Southern. He spent that season on the practice squad before making the 53-man roster for the first time in '95.

**2002:** Smith—voted offensive captain by his teammates—started all 16 games and led the team with 89 receptions for 1,027 yds. (11.5) with a long of 46 and a team-leading five touchdown receptions. He posted his sixth consecutive 1,000-yd. receiving season, and sixth total, extending franchise records in both cases. Smith tied for eighth in the AFC in receptions (11th NFL) and ranked tied for ninth in receiving yards. He is the Broncos' all-time leader in receiving yards (7,783), receiving touchdowns (49) and 100-yd. games (27); ranks second in receptions (559) and third in total touchdowns (51). Smith caught at least seven passes in four straight games (Mia., 10/13-Oak., 11/11) in the middle of the season, and caught at least five passes in 13 of the 16 games. He caught five passes for 62 yds. (12.4) in the season finale vs. Ariz. (12/29), including a 10-yd. touchdown pass from Steve Beuerlein. The touchdown was his fifth of the season, 49th of his career through the air to extend his franchise record, and the 51st total of his career (includes one by rush and one by fumble recovery). Smith's longest reception of the season came vs. K.C. (12/15), on a 46-yd. pass from Brian Griese, en route to three catches for 83 yds. on the day (27.7). At the Jets (12/8) he passed Lionel Taylor (543) for second place in career receptions by a Bronco, as he caught six passes for 38 yds. (6.3). Versus Ind. (11/24) Smith became the Broncos' all-time receiving yards and touchdown receptions leader,

## OFF THE FIELD

*A 1994 graduate of Missouri Southern, Rod holds three different degrees: economics and finance, general business, as well as marketing and management. He began supporting an orphanage in Mexico City in 1994, and in August 1997 had the opportunity to meet the children when the Broncos traveled to Mexico City for a preseason American Bowl game. Rod hosted a group of the children for several hours at the team hotel and donated Broncos hats and t-shirts to more than 400 others.*



### NFL RECEIVING LEADERS, 1997-2002

Most Receptions			Most Receiving Yards		
Player	Team	Rec.	Player	Team	Yds.
1. Marvin Harrison	Indianapolis	601	1. Marvin Harrison	Indianapolis	7,964
2. Jimmy Smith	Jacksonville	559	2. Jimmy Smith	Jacksonville	7,755
3. <b>Rod Smith</b>	<b>Denver</b>	<b>537</b>	3. <b>Rod Smith</b>	<b>Denver</b>	<b>7,394</b>
4. Keyshawn Johnson	Tampa Bay/N.Y.J.	495	4. Terrell Owens	San Francisco	6,950
5. Terrell Owens	San Francisco	477	5. Randy Moss	Minnesota	6,743

passing teammate Shannon Sharpe in both categories. At Sea. (11/17) Smith caught a 14-yd. touchdown pass from Steve Beuerlein with 5:20 remaining in the game, his third of the season and the 47th scoring reception of his career to tie Shannon Sharpe for the franchise record. He also passed Sammy Winder (48) for third place in total touchdowns by a Bronco. He caught a season-high nine passes for 88 yds. (9.8) vs. Mia. (10/13), surpassing the 500-catch plateau for his career. His 500th catch came on a 10-yd. toss from Brian Griese with 2:25 remaining in the 1st qtr. He attempted a pass at Balt. (9/30), which fell incomplete, the second pass attempt of his career, following a 14-yd. completion to John Elway in 1998 vs. Oak. (11/22). Versus Buf. (9/22) he caught a then-season-high seven passes for a season-high 94 yds. (13.4) and a touchdown and passed Lionel Taylor (6,872) for second place in Broncos history for receiving yards. The score also allowed him to tie Sammy Winder (48) for third in total touchdowns by a Bronco.

**2001:** Smith—voted to play in the Pro Bowl for the second year in a row, and first time as a starter, and also named second-team AP All-NFL, first-team *Football Digest* All-Pro and *Pro Football Weekly* All-AFC, while also being voted a team captain by his teammates—played in 15 games and started 14, missing only the Miami game (12/2) because of a sprained left ankle and playing but not starting at K.C. (12/16) because the Broncos opened the game with an extra tight end. He led the NFL in receptions with a franchise-record 113, and ranked third in the AFC in receiving yds. (1,343; 6th NFL), for an 11.9 average, with 11 receiving touchdowns. He became one of only six players in NFL history to catch 100 or more passes in back-to-back seasons (Jerry Rice, Herman Moore and Marvin Harrison-3; Cris Carter, Sterling Sharpe and Smith-2), and his 1,343 receiving yds. were the second most in a season by a Bronco, behind only his franchise-record 1,602 yds. in 2000, giving Smith four of the top 7 single-season marks in franchise history. Smith ranked second in the AFC (3rd NFL) in receiving touchdowns; fifth (7th NFL) in total touchdowns and fifth (8th NFL) in scoring (non-kickers) with 68 points. Smith also tied for eighth (16th NFL) in total yds. from scrimmage (1,370); fifth (T8th NFL) in total first downs (77); tied for first (M. Harrison-IND) in the NFL in receiving first downs (75) and tied for the NFL lead in third-down receptions (30-286-9.5-4TDs) with Minnesota's Randy Moss. His 67 receptions through the first eight games were the most ever by an NFL player at that stage of a season, breaking the record of 60 held by Minnesota's Cris Carter (1994) and Phoenix's J.T. Smith ('89). Smith capped off the season at Ind. (1/6) the way he began it, leading the team in receptions. On the afternoon he caught seven passes for 92 yards (13.1), with a long of 20. The seven catches gave him 113 on the season, the most in the NFL and the best ever by a Bronco. The 1,343 yards were good for second best in a season, passing Ed McCaffrey's 1,317 set last season. Smith continued to carve out his place in the Broncos record book vs. Oak. (12/30), catching eight passes for 56 yards (7.0) and scoring one touchdown. His eight catches on the day give him 106 for the season, a new franchise single-season high, breaking the old record of 101 set last season by McCaffrey when Smith caught 100. Smith's record-breaking 102nd catch came on a 5-yd. pass from Brian Griese with 5:12 remaining in the 3rd qtr. He became the first Bronco in history to catch 100 passes in consecutive seasons, and just the sixth in NFL history. The touchdown catch was the 11th of the season for Smith (one shy of his career best, set in 1997) and the 44th of his career to tie the franchise record shared by Lionel Taylor, Haven Moses, Shannon Sharpe and Ed McCaffrey. Smith hit the century mark in receiving yds. for the fifth and final time in 2001 at K.C. (12/16), extending his franchise career record to 26. On the day he caught eight passes for 100 yds. (12.5) and a touchdown. Smith's 11-yd. TD reception from Gus Frerotte in the 2nd qtr. was his 10th of the season and 43rd of his career. Smith returned to the starting lineup vs. Sea. (12/9) and caught a game-high eight passes for 66 yds. (8.3) with a long of 12, after missing the previous game, at Mia. (12/2), because of a severely sprained left ankle suffered at Dal.

### MOST CATCHES IN FIRST EIGHT GAMES OF A SEASON, NFL HISTORY

Player	Team	Year	Catches	Total for Season
1. <b>Rod Smith</b>	<b>Denver</b>	<b>2001</b>	<b>67</b>	<b>113</b>
2. Cris Carter	Minnesota	1994	60	122
3. J.T. Smith	Phoenix	1989	60	62

### NFL PLAYERS WITH BACK-TO-BACK 100-CATCH SEASONS

Player	Team	No. Consecutive 100-catch Seasons	Years	Reception Totals
1. Marvin Harrison	Indianapolis	4	1999-2002	115, 102, 100, 143
2. Herman Moore	Detroit	3	1995-97	123, 106, 104
Jerry Rice	San Francisco	3	1994-96	112, 122, 108
4. <b>Rod Smith</b>	<b>Denver</b>	<b>2</b>	<b>2000-01</b>	<b>101, 113</b>
Cris Carter	Minnesota	2	1994-95	122, 122
Sterling Sharpe	Green Bay	2	1992-93	108, 112

(11/22). Smith played in his 100th career NFL game at Dal., catching seven passes for 81 yds. (11.6) with a long of 23 yds. He saw little playing time vs. Wash (11/18) because of a sprained ankle suffered the week before vs. S.D. (11/11), but caught three passes for 25 yds (8.3), including a 1-yd. touchdown in the 2nd qtr. to raise his career total to 42, passing Riley Odoms for fifth place all-time in touchdown receptions by a Bronco. Smith continued his steady pace vs. S.D. (11/11), catching five passes for 74 yds. (14.8), with a long of 32. He left the game with a twisted ankle late in the 3rd qtr. and did not return. Smith was once again the go-to guy for the Broncos at Oak. (11/5) catching 10 passes for 91 yds. and two touchdowns to tie Riley Odoms for fifth on the Broncos' career receiving touchdowns list. His first came on a 2-yd. pass from Brian Griese in the 3rd qtr. and his second came on a 26-yd. toss from Gus Frerotte in the 4th. Smith also caught a two-point conversion from Griese. In the 2nd qtr. at Oak. (11/5), Smith caught his fourth pass of the night, the 416th of his career, moving him into third place on the franchise list, ahead of Vance Johnson (415). Smith posted his fourth 100-yd game of the season vs. N.E. (10/28), catching six passes for 159 yds. and one touchdown, which came on a season best 65-yd. pass play. The 100-yd game was the 25th of Smith's career, giving him the franchise record, passing Lionel Taylor. He also passed Steve Watson (6,112) for third place on the Broncos' all-time list for receiving yards, finishing the day with 6,171. The 159-yd. effort was his second best of '01, fifth best of his career. Smith caught his 400th career pass in the 1st qtr. at S.D. (10/21)—an 8-yd. reception from Brian Griese—and topped the 6,000-yd. career receiving mark in the 4th qtr. on a 13-yd. reception from Griese. At Sea. (10/14) Smith claimed sole possession of sixth place on the Broncos all-time list for touchdown receptions, catching his 38th to break a tie with Vance Johnson. He also moved into fourth on the club's career receptions list in the Sea. contest, passing Riley Odoms (396). Smith posted his third 100-yd receiving game of the season vs. K.C. (10/7), catching eight passes for 110 yds. (13.8) and a touchdown. It marked the first time he had 100 yds. receiving in three of the season's first four games and was also his 24th career 100-yd game (regular season), tying him with Lionel Taylor for the franchise record. Smith led the team vs. Balt. (9/30), catching five passes for 83 yds. (16.6), with a long of 31 yds. to move into fourth on Denver's career receiving yds. list, passing Riley Odoms (5,755) and Vance Johnson (5,695). He continued to be the go-to guy in Wk. 2 at Ariz. (9/23), catching a franchise-record 14 passes for 162 yds. (11.6) with two touchdowns, one a fingertip grab in the back of the end zone and other his longest catch of the night, a 34-yarder. He broke the club record of 13 catches in a game, which he shared with three others. It was also his second straight 100-yd. game to open the season, the first time he has started the season in such a manner and only the second time a Bronco has done so (Mike Pritchard, 1994). Smith's second touchdown of the Arizona contest was the 36th of his career, tying Steve Watson for seventh place in Bronco annals. His 162 receiving yds. represent his third best single-game total. Smith started the season opener against the Giants (9/10) and caught nine passes for 115 yds. with one touchdown. He also rushed twice for 24 yards. He finished the season ranked third on the Broncos' career receiving yds. list (6,756); third in career receptions (470) and tied for first in receiving touchdowns (44).

### DENVER BRONCOS CAREER RECEIVING LEADERS

Most Receptions			Most Receiving Yards			Most Receiving Touchdowns		
Player	Years	Rec.	Player	Years	Yds.	Player	Years	TDs
1. Shannon Sharpe	1990-99, 02	613	1. <b>Rod Smith</b>	<b>1995-2002</b>	<b>7,783</b>	1. <b>Rod Smith</b>	<b>1995-2002</b>	<b>49</b>
2. <b>Rod Smith</b>	<b>1995-2002</b>	<b>559</b>	2. Shannon Sharpe	1990-99, 02	7,669	2. Shannon Sharpe	1990-99, 02	47
3. Lionel Taylor	1960-65	543	3. Lionel Taylor	1960-65	6,872	3. Ed McCaffrey	1995-2002	46
4. Ed McCaffrey	1995-2002	443	4. Steve Watson	1979-87	6,112	4. Lionel Taylor	1960-65	44
5. Vance Johnson	1985-93, '95	415	5. Ed McCaffrey	1995-2002	6,005	Haven Moses	1972-81	44
6. Riley Odoms	1972-83	396	6. Riley Odoms	1972-83	5,755	6. Riley Odoms	1972-81	41
7. Steve Watson	1979-87	353	7. Vance Johnson	1985-93, '95	5,695	7. Vance Johnson	1985-93, '95	37
8. Haven Moses	1972-81	302	8. Haven Moses	1972-81	5,450	8. Steve Watson	1979-87	36

### DENVER BRONCOS SINGLE SEASON RECEIVING LEADERS

Most Receptions			Most Receiving Yards			Most Receiving Touchdowns		
Player	Year	Rec.	Player	Year	Rec. Yds.	Player	Year	Rec. TDs
1. Rod Smith	2001	113	1. Rod Smith	2000	1,602	1. Anthony Miller	1995	14
2. Ed McCaffrey	2000	101	2. Rod Smith	2001	1,343	2. Steve Watson	1981	13
3. Rod Smith	2000	100	3. Ed McCaffrey	2000	1,317	3. Rod Smith	1997	12
Lionel Taylor	1961	100	4. Steve Watson	1981	1,244	Lionel Taylor	1960	12
5. Lionel Taylor	1960	92	5. Lionel Taylor	1960	1,235	5. Rod Smith	2001	11
6. Rod Smith	2002	89	6. Rod Smith	1998	1,222	Al Denson	1967	11
7. Shannon Sharpe	1994	87	7. Rod Smith	1997	1,180	7. Ed McCaffrey	1998	10

**2000:** Smith—voted to play in his first Pro Bowl; named second-team All-NFL by the Associated Press; named first-team All-Pro by *USA Today*, *College & Pro Newsweekly* and *Football Digest* and All-AFC by *Pro Football Weekly* and *Football News*—started at wide receiver in all 16 games and led the AFC in receiving yards (2nd NFL) while ranking third in the AFC (4th NFL) in receptions, with a career-high 100 catches for a franchise-record 1,602 yds. (16.0), an average of 100.1 yards per game. He also had eight receiving touchdowns with a long of 49 yds., and had one touchdown rushing (50 yds.) among his six carries for 99 yds. (16.5). Smith's 100 receptions tied for second most by a Bronco in a single season, trailing only teammate Ed McCaffrey's franchise-record 101 this year and matching the previous standard held by Lionel Taylor (1961). It made him the 28th player in NFL history to reach 100 in a season, and made Smith and McCaffrey the second tandem in NFL history each catch 100 passes in a season (Detroit's Herman Moore-123 and Brett Perriman-108 did so in 1995). Meanwhile his 1,602 receiving yards tied for ninth most in a season in NFL history (with San Diego's Lance Alworth, 1965). Smith was named AFC Offensive Player of the Month for November when he caught 26 passes for 479 yds. (18.4) and one touchdown, and rushed three times for 78 yds. (26.0) and a score to help the Broncos to a 4-0 record. It was the first such honor of his career. Smith ranked third in the AFC (8th NFL) in yds.-per-catch avg.; tied for sixth in the AFC (T11th NFL) with eight receiving touchdowns; ranked fifth in the AFC (10th NFL) in total yards from scrimmage (1,701); led the NFL in receiving first downs (77) while ranking seventh (11th NFL) in total first downs (80); tied for eighth in the AFC (T12th NFL) in third-down receiving (22-408-18.5-LG49-3TD) and tied for the NFL lead in pass receptions of 20 yards or longer, with 28 (Torry Holt). Stretching back to the 1999 season Smith finished 2000 on a tear in his last 25 games, averaging 6.4 receptions for 93.1 yds. per game (160-2,328). Smith caught eight passes for 80 yds. in the finale vs. S.F. (12/23) to reach 100 catches for the season, becoming just the 28th player in NFL history to accomplish the feat in a single season. He also moved past Steve Watson (353) for sixth place on Denver's all-time receptions list (now 357). Smith claimed several more milestones at K.C. (12/17) with his club-record eighth 100-yd. receiving game of the season (6-101), breaking the previous standard of seven set by Taylor in 1960. It was also the 21st of his career, second most in franchise history (Lionel Taylor-24). He had another strong performance vs. Sea. (12/10) with 82 yds. on five receptions (16.4), and also rushed for a first down on a 5-yd. carry out of the backfield. In Denver's 38-31 win two weeks earlier at Sea. (11/26) Smith broke Steve Watson's franchise record for receiving yards in a season (1,244) by catching four passes for 82 yds. (20.5) to reach 1,314 yds. for the year, with four games remaining. He also had the best rushing day of his career at the Seahawks with three carries for 78 yds. (26.0), including a career best 50-yd. run for a touchdown. Smith was key to the Broncos' 38-37 win over S.D. (11/19), hauling in a game-high 11 receptions for a career-high 187 yds. (17.0), the second highest total in club history. It was Smith's seventh 100-yd. receiving game of the season, tying the previous club record. Smith caught his eighth touchdown pass of the season in the S.D. game, a 26-yarder from Gus Frerotte to trigger a 21-point 4th-qtr. outburst that propelled Denver to the dramatic come-from-behind win. It was the 33rd receiving TD of his career, moving him into sole possession of eighth place on the Broncos' all-time list. Smith also went over the 5,000-yd. receiving mark for his career in the game. In the 10th game, vs. Oak. (11/13), Smith went over the 1,000-yd. mark for the season, his fourth straight 1,000-yd. campaign to extend his own franchise record. Additionally, his four career 1,000-yd. receiving seasons ties the franchise record held by Lionel Taylor (1960-61, '63, '65). A week earlier at the Jets (11/5) Smith

### MOST 100-YARD RECEIVING GAMES IN A SEASON BY A BRONCO

Player	100-yd. Games	Season
1. Rod Smith	8	2000
2. Lionel Taylor	7	1960
3. Rod Smith	6	1999
4. Rod Smith	5	2001
(four others tied with 5)		

### SMITH AND McCAFFREY RANK AMONG TOP DUOS OF ALL-TIME

#### Top Receiving Duos in the NFL, 2000

Players	Team	Rec.	Yards	TD
1. Rod Smith/Ed McCaffrey	Denver	201	2,920	17
2. Keenan McCardell/Jimmy Smith	Jacksonville	185	2,420	13
3. Cris Carter/Randy Moss	Minnesota	173	2,711	24

#### Top Single-Season Receiving Duos, NFL History

Players	Team	Year	Yards
1. Herman Moore/Brett Perriman	Detroit	1995	3,174
2. Isaac Bruce/Torry Holt	St. Louis	2000	3,106
3. Charley Hennigan/Bill Groman	Houston	1961	2,921
4. Rod Smith/Ed McCaffrey	Denver	2000	2,919

tied a franchise record with his third straight 100-yd. receiving game (Taylor-1961, Mark Jackson-1988 and Anthony Miller-1994), catching five passes for a game-high 134 yds. In the contest he passed Mark Jackson (4,746) for seventh place on the club's all-time receiving yards list, and now has 5,413. He eclipsed the 100-yd. receiving mark for the second straight week at Cin. (10/22) with 110 yds. and a touchdown on seven receptions. Additionally, his touchdown was the 32nd receiving score of his career, tying him with Al Denson for eighth in franchise history. It marked the second straight week both Smith and Ed McCaffrey topped the 100-yard receiving mark, just the second time in franchise history that feat has occurred, and the first since 1962. A week earlier vs. Cleve. (10/15) he caught a career high three touchdown passes, on a day in which he moved past Haven Moses (302) for seventh place on the Broncos' all-time career receptions list. Smith caught five passes for 111 yds. (22.2) vs. the Browns and rushed once for 8 yds. and recorded his seventh career multiple-touchdown game (1 with 3 TDs, 6 with 2). In Week 5 vs. New England (10/1) Smith tied the franchise record for receptions, hauling in 13 passes for 160 yds. (14.8) with a long of 27. In the game he also moved into eighth place on the Broncos' all-time receiving yards list, passing Rick Upchurch (4,369). Versus K.C. (9/24) Smith caught eight passes for a game-high 134 yds. (16.8) with a long of 25. At Oak. (9/17) he had seven catches for the second week in a row. He was sensational vs. Atlanta (9/10) with a game-high seven receptions for 117 yards (16.7) and two touchdowns—one from 11 yds. and one from 37. It was his 14th career 100-yard game and catapulted him over the 4,000-yard mark in career receiving. In the opener at St. Louis (9/4) Smith caught three passes for 88 yds. (29.3) with a long of 47 and one touchdown and rushed once for 8 yds. Smith's touchdown came on a 25-yd. pass from Brian Griese in the 2nd qtr. to put Denver ahead 17-14. Smith started in the AFC Wild Card Game at Balt. (12/31) and caught three passes for 58 yds. (19.3) with a long of 24. He also rushed twice for three yds. (1.5) with a long of 7.

**1999:** Smith started 15 games and led the team with 79 receptions for 1,020 yds. (12.9) and four touchdowns with a long of 71. He ranked fifth in the AFC in receptions and ninth in receiving yards, and was magnificent over the final nine games, catching 60 passes for 726 yds., an average of 6.7 and 80.7 per game. By finishing with 1,020 yards, Smith became the first player in franchise history to post three consecutive seasons with 1,000 or more receiving yards, and together with Ed McCaffrey (1,018) made it two straight seasons with two receivers topping 1,000, and the fourth time overall in franchise history. Smith missed the Kansas City game (9/19) due to a groin injury suffered late in the 1st half of the opener vs. Miami (9/13). His first two catches of the season came in Week 3 at Tampa Bay (9/26), and he added three more for a season-high 90 yds. vs. the Jets (10/3). Smith's total vs. the Jets included a 71-yd. reception from Brian Griese in the 1st qtr. He topped all receivers at Oakland (10/10) with 79 yds. on seven receptions (11.3), including his first touchdown of the season, on a 3-yd. toss from Griese just before halftime, despite being hampered by a sore groin. Smith posted his highest yardage total of the season vs. Minnesota (10/31) with seven catches for 117 yards—his 10th career 100-yd. game and first of the year. He led all receivers the following week at San Diego (11/7) with five catches for 70 yds. (14.0), and was the leader again in terms of receptions a week later at Seattle (11/14) with seven for 63 yds. (9.0). Smith posted a then-season-high eight catches in recording his second

### MOST RECEPTIONS OF 20 YARDS OR MORE, 2000 SEASON

Player	Team	Rec. of 20 yds. or more	Longest Reception
1. Rod Smith	Denver	28	49
Torry Holt	St. Louis	28	85t
3. Randy Moss	Minnesota	25	66
4. Isaac Bruce	St. Louis	24	78t
5. Eric Moulds	Buffalo	23	52

### DENVER BRONCOS ALL-TIME POSTSEASON RECEIVING LEADERS

Most Receptions			Most Receiving Yards			Most Receiving Touchdowns		
Player	Gms.	Rec.	Player	Gms.	Rec. Yds.	Player	Gms.	Rec. TDs
1. Shannon Sharpe	11	42	1. Vance Johnson	10	715	1. Vance Johnson	10	4
2. Vance Johnson	10	40	2. Rod Smith	9	538	2. Rod Smith	9	3
3. Ed McCaffrey	9	36	3. Ed McCaffrey	9	490	3. Ed McCaffrey	9	2
4. Steve Sewell	11	31	4. Shannon Sharpe	11	474	(six other players tied with 2)		
5. Rod Smith	9	27	5. Mark Jackson	10	426			

100-yd. performance of the season (106) vs. K.C. (12/5). His third touchdown of the season came from Griese at Jacksonville (12/13), and gave Denver a 7-0 1st-qr. lead. He led all receivers with 6 catches for 92 yds. (15.3) for the game. Smith caught his fourth touchdown of the season vs. Seattle (12/19) on a 14-yd. pass from Griese to move into sole possession of ninth place on Denver's career receiving-touchdown list. He was outstanding in the season-finale vs. S.D. (1/2), tying his career high with nine receptions for a game-high 106 yards (11.8), pushing him over the 1,000-yard receiving mark for a franchise-record third consecutive season. It was Smith's third 100-yard game of the season, and the 12th of his career. Smith was recognized by his teammates for his toughness and dedication by being chosen as the team's nominee for the Ed Block Memorial Award for Courage.

**1998:** Smith—named second-team All-NFL by *College & Pro Football Newsweekly*—started at wide receiver in all 16 games and continued to establish himself as one of the league's most productive receivers with a team-leading 86 receptions (fourth best in club history) for 1,222 yds. (third best in club history) for a 14.2-yard average and six touchdowns, including a long of 58 (vs. K.C., 12/6). He also gained 63 yards rushing on six reverses (1-37 at Wash., 9/27; 1-9 vs. Phila., 10/4; 1-8 vs. Jax., 10/25; 1-7 at K.C., 11/16; 1-12 at S.D., 11/29 and 1-(-10) at Miami, 12/21) to give him 1,285 total yards from scrimmage, and threw one pass, a 14-yd. completion to John Elway (vs. Oak., 11/22). Smith tied for second in the AFC (T3rd NFL) in receptions and ranked second in the AFC (4th NFL) in receiving yards, while also tying for fifth in the AFC (T8th NFL) in third-down receptions (24-352) and ranking eighth (14th NFL) in first downs earned (63). With 1,222 receiving yards this season, on the heels of his 1,180-yd. campaign in 1997, Smith became just the fifth player in franchise history to post 1,000 or more receiving yards in back-to-back seasons (Lionel Taylor, 1960-61; Steve Watson, 1983-84; Anthony Miller, 1994-95 and Shannon Sharpe, 1996-97), and with Ed McCaffrey (1,053) gave Denver two 1,000-yd. receivers in the same season for just the third time in franchise history (1994, '97). He tied his then-career high for receptions vs. Philadelphia (10/4) with 7 for a then-season-high 95 yds. (13.6) and his first two touchdowns of the season. The first score came on an 8-yd. toss from Bubby Brister in the 1st qtr. and a 31-yarder in the 3rd. A week later at Seattle (10/11) Smith shattered his previous career bests with a game-high eight receptions for 136 yards (17.0) and a touchdown, on a season best 50-yd. reception from John Elway in the first quarter. He posted six catches for 95 yds. (15.8) and a touchdown (28 yds., 4th qtr.) vs. Oakland (11/22), but made the day even more memorable by throwing a pass back to Elway for a 14-yd. completion after taking the ball on a reverse. It was Smith's first career pass completion in the NFL, though he was a part-time quarterback in college. Smith would later haul in a 28-yd. TD pass from Elway in the 4th qtr. to increase Denver's lead to 26-14. At San Diego (11/29), Smith tied his then-career high with 8 receptions and posted his eighth career 100-yd. game (101), while adding a TD on a 13-yd. pass from John Elway in the 2nd qtr. He would post back-to-back 100-yd. games for the first time in his career by virtue of his career-high-tying eight receptions for a career-high 165 yds. (20.6) the next week vs. Kansas City (12/6), which included his longest catch of the season (58 yds. from Elway). It was Smith's ninth career 100-yd. game and his third in '98, as he joined Ed McCaffrey (103 yds.) to give Denver two 100-yd. receivers in the same game for the first time since Nov. 20, 1994 vs. Atlanta (Cedric Tillman—175, Anthony Miller—102). He closed the regular season on a high note vs. Seattle (12/27), catching a career-high nine passes for 158 yards (17.6) and a touchdown with a long of 36. His touchdown came on a 33-yd. pass from Elway in the 2nd qtr. to tie the score at 7-7. Smith started at wide receiver in all three postseason games and was the Broncos' leading receiver with 12 receptions for 260 yds. (21.7) and two touchdowns, including an 80-yard score in Super Bowl XXXIII vs. Atlanta (1/31). His previous postseason long accounted for his other

touchdown, on a 28-yd. strike from John Elway in the AFC Divisional Playoff Game vs. Miami (1/9). In that contest he caught four passes for a team-high 71 yards, including the 28-yd. touchdown reception from Elway early in the 4th qtr. Smith added three more receptions for 37 yds. (12.3) with a long of 15 in the AFC Championship Game vs. the Jets (1/17). But he saved his best for last with a five receptions for a game-high 152 yards in the Super Bowl, including the 80-yd. scoring reception from Elway in the 2nd qtr. to give Denver a 17-3 lead. It tied for the second longest play from scrimmage in Super Bowl history and the longest pass play in Broncos postseason history, and was the longest in the club's Super Bowl history. Additionally, Smith's yardage total was the fourth-highest in a Super Bowl game, and moved him into second place (from seventh) on the Broncos' postseason career list (480).

**1997:** Smith started all 16 games at wide receiver and finished second on the team in receptions with 70 for a team-leading 1,180 yards (16.9) with a long of 78 yards and 12 touchdowns in his first year as a full-time starter. The yardage and touchdown totals both represented the third-highest single-season totals in franchise history at the time. He also carried the ball five times on reverses for a net total of 16 yards rushing (3.2), with a long of 21 (at San Diego, 11/30). Smith's 16.9 yards per catch average ranked third in the NFL, and he also ranked fourth in the AFC (T8th NFL) in receiving yardage, tied for 10th (T18th NFL) in receptions, tied for first in the AFC (T2nd NFL) in receiving touchdowns, tied for third (T5th NFL) in total touchdowns and points scored by a non-kicker (T6th NFL), and 11th in total yards from scrimmage (1,143). Smith posted six 100-yard receiving performances in 1997, the second-highest total in franchise history behind Lionel Taylor's seven in 1960. He posted back-to-back two-touchdown games in Weeks Four and Five, and added two more multi-TD games (at Pittsburgh, 12/7 and vs. San Diego, 12/21). Smith posted nine receptions of 30 yards or longer during the regular season (30, 37t, 40, 41, 43, 47, 59t, 72t and 78), plus two more in postseason play (43t and 40). His 72- and 78-yard receptions represent the two longest completions by Elway to the same receiver in a single season. Smith also returned one punt for 12 yards against St. Louis (9/14). It all began on opening day for Smith vs. Kansas City (8/31) when he set then-career highs with five receptions for 122 yards to lead both teams. His total included a career best 78-yard reception from John Elway late in the second quarter to set up a Denver field goal. It was the third longest non-scoring reception in Broncos history. Versus St. Louis (9/14), he caught four passes for 126 yards and two scores (from 72 and 38 yards out) in Denver's 35-14 victory. Smith set a career high for receptions (7) in Week Four vs. Cincinnati (9/21)—a feat he would match at Kansas City on 11/16—on 82 receiving yards in Denver's 38-20 victory. He also caught two touchdowns in the game from 1 and 8 yards out for his second straight two-TD game. Smith posted a new career high with 130 yards on five receptions in the Broncos' 34-13 Monday Night win over New England in Week Six (10/6). He registered his first NFL rushing attempt at Oakland (10/19), gaining 14 yards on a reverse, to go along with five passes for 58 yards (11.6). His next 100-yard game came vs. Seattle (11/2) when he caught five passes for 114 yards (22.8), including a 59-yard touchdown reception from Elway in the third quarter to put Denver ahead 27-20. It was Smith's fourth 100-yard game of '97, the most by a Bronco since Anthony Miller had five in 1994. Smith also carried once on a reverse and gained three yards. The next Sunday vs. Carolina (11/9), Smith caught four passes for 40 yards (10.0), including his sixth touchdown of the season on a 20-yard pass from John Elway in the third quarter of Denver's 34-0 romp. At Kansas City (11/16), he tied his career high with a game-high seven receptions for 114 yards, including a long of 43, to notch his fifth 100-yard game of the season, tied for second most in franchise history. His 43-yarder in the first quarter will likely be remembered as one of the most outstanding the league has seen in recent years, as Smith showed remarkable concentration while drawing a pass interference call and nearly being tripped as the ball neared his hands. Smith's seventh touchdown (15 yds.) came vs. Oakland (11/24) on Monday Night Football, and he added his eighth the following week at San Diego (11/30) on a 5-yard reception from Elway, in addition to a career best 21-yard rushing gain on a reverse. Smith came up big at Pittsburgh (12/7), catching four passes for 115 yards with a long of 41 and two touchdowns, his third two-touchdown game of the season. His scores came on a 37-yard pass play from Elway in the first quarter and a 25-yard play from Elway in the second, as he eclipsed the 1,000-yard receiving mark for the season. He closed the regular season on a high note vs. San Diego (12/21) with his fourth two-TD game, catching four passes for 53 yards and scoring on tosses of 11 and 15 yards from Elway. In the postseason Smith started all four games at wide receiver and caught 11 passes for a team-leading 205 yards (18.6) with a long of 43 yards, which accounted for his only postseason touchdown. The play came in the first quarter of Denver's Wild Card win over Jacksonville (12/27/97) and gave the Broncos a 14-0 lead. He would catch three passes for 99 yards and one TD on the day. All three receptions came in the first half, and came on third down, including a later 40-yard reception on 3rd-and-6 from the Broncos' 12-yard line. That kept the drive alive, as Denver went on to score for a 21-0 lead. His and Ed McCaffrey's blocking from the wide receiver position helped turn reasonable gains on the ground into long ones as Denver racked up 310 yards rushing in the contest, a franchise

### LONGEST TOUCHDOWN CONNECTIONS IN SUPER BOWL HISTORY

Yds.	Quarterback-Receiver	Team	Opponent	Super Bowl	Date
81	Brett Favre-Antonio Freeman	Green Bay	New England	XXXI	Jan. 26, 1997
80	John Elway-Rod Smith	Denver	Atlanta	XXXIII	Jan. 31, 1999
80	Doug Williams-Ricky Sanders	Washington	Denver	XXII	Jan. 31, 1988
80	Jim Plunkett-Kenny King	Oakland	Philadelphia	XV	Jan. 25, 1981



postseason record and the fifth most ever in a playoff game. In Denver's 14-10 AFC Divisional Playoff win at Kansas City (1/4/98), he caught two passes for 19 yards. His longest reception, of 17 yards, came on a 3rd-and-7 play late in the second quarter and spotted the Broncos at the Chiefs' 4-yard line, from which they would punch it in to produce their first touchdown of the day and take a 7-0 lead. In Denver's 24-21 AFC Championship Game victory at Pittsburgh (1/11/98), he caught a career playoff-high six passes for 87 yards to lead all Broncos receivers. His longest catch covered 20 yards. Smith started at wideout in Super Bowl XXXII vs. Green Bay (1/25/98), but he did not catch a pass, only recording a fair catch on a punt in the ballgame.

**1996:** Smith handled the role of No. 3 receiver for much of the season and caught 16 passes for 237 yards (14.8) and two touchdowns, returned 23 punts for 283 yards (12.3) with a long of 36 and posted one special teams tackle after beginning his season late (vs. Baltimore, 10/20) because of injury. Smith's 12.3-yard punt return average was second best in the AFC and fourth in the NFL. His first touchdown of the year was the game-winner in Game 9 at Oakland, as he hauled in a 49-yard John Elway pass with 4:14 remaining to give the Broncos a 22-21 win on Monday Night Football. On the night he finished with a career-high four receptions for 72 yards. It was the second time in his two seasons that Smith had caught a game-winning pass, following the dramatic final-play 43-yard touchdown grab from Elway to push the Broncos over the Redskins 38-31 (9/17/95) during his rookie season. His other '96 touchdown came against Oakland in Denver's 24-19 victory Dec. 15. Smith was inactive for the first six games of the season while recovering from a broken collarbone suffered in the preseason at Dallas (8/17). He saw his first action of the regular season vs. Baltimore (10/20), catching one pass for 35 yards and returning a kickoff for 29 yards. Smith regained his No. 1 punt returner job prior to the Kansas City game (10/27), in which he fielded seven punts for 99 yards, including a 36-yarder in the first quarter. He also caught two passes for 22 yards against the Chiefs. Smith began throwing and catching again during the week of the Tampa Bay game (9/15). Prior to his injury, Smith was pushing Ed McCaffrey in competition for a starting wide receiver spot, and was the No. 1 punt returner. In Denver's AFC Divisional Playoff Game vs. Jacksonville, Smith caught one pass for 15 yards, returned two punts for 12 and made two special teams stops.

**1995:** Smith was used in all 16 games both at wide receiver and on special teams, where he recorded six tackles and forced a fumble. On the season he had six catches for 152 yards (25.3) with a long of 43, and returned four kickoffs for 54 yards (13.5) with a long of 17. Smith's spectacular game-ending 43-yard touchdown reception from John Elway in Week Three gave the Broncos a 38-31 win over Washington (9/17), and was the first of his NFL career. Smith out-jumped and out-dueled Redskins All-Pro Darrell Green for the ball before landing just inside the end zone as time expired. He recorded his first career kickoff return, for 16 yards, at New England (10/8), and forced a fumble on special teams coverage vs. San Diego (11/19). Smith had his best all-around performance in the season-finale at Oakland (12/24), starting at wide receiver as the Broncos opened in a four-wide receiver set. He caught two passes for 56 yards, including a 26-yarder in the fourth quarter on a third-and-10 play, helping the Broncos continue their game-tying drive, en route to a 31-28 come-from-behind victory.

**1994:** Smith spent the season as a member of the Broncos' practice squad, showing steady improvement each week, after being signed as a rookie free agent.

**COLLEGE:** Smith enjoyed a stellar career at Missouri Southern, finishing with league records in career receiving yards (3,043) and touchdowns (34). He also broke the school's reception record (153), and was named first-team All-America by AP, Kodak, *Football Gazette* and NCAA Div. II sports information directors after his senior year. In his final season, Smith caught 63 passes for 986 yards and 13 touchdowns, and was a finalist for the Harlon Hill Award, given annually to the top football player at the Division II level. He was named Missouri Southern's Outstanding Graduate in 1994, after completing his collegiate studies with three degrees, in economics and finance, general business, as well as marketing and management.

**PERSONAL:** Smith was all-league, all-area, all-state and an Arkansas all-state game choice as a senior at Texarkana High School in Texarkana, Ark. He lettered twice in football and basketball and once in baseball. A 1994 graduate of Missouri Southern, Rod holds three different degrees: economics and finance, general business, as well as marketing and management. He began supporting an orphanage in Mexico City in 1994, and in August 1997 had the opportunity to meet the children when the Broncos traveled to Mexico City for a preseason American Bowl game. Rod hosted a group of the children for several hours at the team hotel and donated Broncos hats and t-shirts to more than 400 others. Smith has two sons, Devin and Roderick, Jr., and a daughter, Vanessa. He was born May 15, 1970 in Texarkana, Ark. Rod makes his home in Parker, Colo.

## SMITH'S REGULAR SEASON RECORD

Year	Club	RECEIVING								PUNT RETURNS						KICKOFF RETURNS				
		G	S	No.	Yds.	Avg.	LG	TD	No.	FC	Yds.	Avg.	LG	TD	No.	Yds.	Avg.	LG	TD	
1994	Denver	PRACTICE SQUAD																		
1995	Denver	16	1	6	152	25.3	43t	1	0	1	0	0.0	—	0	4	54	13.5	17	0	
1996	Denver	10	1	16	237	14.8	49t	2	23	15	283	12.3	36	0	1	29	29.0	29	0	
1997	Denver	16	16	70	1,180	16.9	78	12	1	0	12	12.0	12	0	0	0	0.0	—	0	
1998	Denver	16	16	86	1,222	14.2	58	6	0	0	0	0.0	—	0	0	0	0.0	—	0	
1999	Denver	15	15	79	1,020	12.9	71	4	0	0	0	0.0	—	0	1	10	10.0	10	0	
2000	Denver	16	16	100	1,602	16.0	49	8	0	0	0	0.0	—	0	0	0	0.0	—	0	
2001	Denver	15	14	113	1,343	11.9	65t	11	0	0	0	0.0	—	0	0	0	0.0	—	0	
2002	Denver	16	16	89	1,027	11.5	46	5	0	0	0	0.0	—	0	0	0	0.0	—	0	
CAREER TOTAL		120	95	559	7,783	13.9	78	49	24	16	295	12.3	36	0	6	93	15.5	29	0	

		RUSHING					SCORING					
Year	Club	No.	Yds.	Avg.	LG	TD	TD	TDr	TDp	TDrt	2pt	Pts.
1995	Denver	0	0	0.0	—	0	1	0	1	0	0	6
1996	Denver	0	0	0.0	—	0	2	0	2	0	0	12
1997	Denver	5	16	3.2	21	0	12	0	12	0	0	72
1998	Denver	6	63	10.5	37	0	7	0	6	1	0	42
1999	Denver	0	0	0.0	—	0	4	0	4	0	0	24
2000	Denver	6	99	16.5	50t	1	9	1	8	0	0	54
2001	Denver	3	27	9.0	17	0	11	0	11	0	1	68
2002	Denver	6	9	1.5	9	0	5	0	5	0	0	30
CAREER TOTAL		26	214	8.2	50t	1	51	1	49	1	1	308

**ADDITIONAL STATISTICS:** Special teams tackles — 1995 (6), 1996 (1), TOTAL (7). Smith attempted one pass in 2002, an incompletion intended for Ed McCaffrey (at Baltimore, 9/30/02), for a passer rating of 39.6; and one pass in 1998, a 14-yard completion to John Elway (vs. Oakland, 11/22/98), for a passer rating of 118.8. Recovered a fumble in the end zone for a touchdown, 1998 (at Miami, 12/21/98).

## SMITH'S POSTSEASON RECORD

		RECEIVING							PUNT RETURNS							SCORING				
Year	Club	G	S	No.	Yds.	Avg.	LG	TD	No.	FC	Yds.	Avg.	LG	TD	TD	TDr	TDp	TDrt	2pt	Pts.
1996	Denver	1	0	1	15	15.0	15	0	2	0	12	6.0	6	0	0	0	0	0	0	0
1997	Denver	4	4	11	205	18.6	43t	1	0	1	0	0.0	—	0	1	0	1	0	0	6
1998	Denver	3	3	12	260	21.7	80t	2	0	0	0	0.0	—	0	2	0	2	0	0	12
2000	Denver	1	1	3	58	19.3	24	0	0	0	0	0.0	—	0	0	0	0	0	0	0
CAREER TOTAL		9	8	27	538	19.9	80t	3	2	1	12	6.0	6	0	3	0	3	0	0	18

**ADDITIONAL STATISTICS:** Special teams tackles — 1996 (2). Rushed once for 1 yard (vs. Atlanta, 1/31/99). 1998. Rushed twice for 3 yards (1.5) with a long of 7 (at Baltimore, 12/31), 2000. TOTAL: 3-4 (1.3), with a long of 7.

## SMITH'S SINGLE GAME HIGHS

(Postseason in parenthesis)

**Most receptions** — 14\* at Arizona, 9/23/01 (6 at Pittsburgh, 1/11/98). **Most receiving yards** — 187 vs. San Diego, 11/19/00 (152 vs. Atlanta, 1/31/99). **Longest reception** — 78 yds. vs. Kansas City, 8/31/97 (80t vs. Atlanta, 1/31/99). **Most receiving touchdowns** — 3 vs. Cleveland, 10/15/00 (1 three times, most recently vs. Atlanta, 1/31/99). **Most rushes** — 3 at Seattle, 11/26/00 (2 at Baltimore, 12/31/00). **Most rushing yards** — 78 at Seattle, 11/26/00 (3 at Baltimore, 12/31/00). **Longest rush** — 50, TD, at Seattle, 11/26/00 (7 at Baltimore, 12/31/00). **Most rushing touchdowns** — 1 at Seattle, 11/26/00 (none). **Most punt returns** — 7 vs. Kansas City, 10/27/96 (2 vs. Jacksonville, 1/4/97). **Most punt return yards** — 99 vs. Kansas City, 10/27/96 (12 vs. Jacksonville, 1/4/97). **Longest punt return** — 36 vs. Kansas City, 10/27/96 (6 vs. Jacksonville, 1/4/97). **Most kickoff returns** — 4 vs. Jacksonville, 12/3/95. **Most kickoff return yards** — 54 vs. Jacksonville, 12/3/95. **Longest kickoff return** — 29 vs. Baltimore, 10/20/96.

\*indicates franchise record

## SMITH'S REGULAR SEASON TOP FIVE

### RECEIVING YARDS

187 — vs. San Diego, 11/19/00 (11 rec., TD)  
165 — vs. Kansas City, 12/6/98 (8 rec.)  
162 — at Arizona, 9/23/01 (14 rec., 2 TD)  
160 — vs. New England, 10/1/00 (13 rec.)  
159 — vs. New England, 10/28/01 (6 rec., TD)

### TOUCHDOWNS

3 — vs. Cleveland, 10/15/00 (5 rec., 111 yds.)  
2 — at Oakland, 11/5/01 (10 rec., 91 yds.)  
2 — at Arizona, 9/23/01 (14 rec., 162 yds.)  
2 — vs. Atlanta, 9/10/00 (7 rec., 117 yds.)  
2 — vs. Philadelphia, 10/4/98 (7 rec., 95 yds.)  
2 — vs. San Diego, 12/21/97 (4 rec., 53 yds.)  
2 — at Pittsburgh, 12/7/97 (4 rec., 115 yds.)  
2 — vs. Cincinnati, 9/21/97 (7 rec., 82 yds.)  
2 — vs. St. Louis, 9/14/97 (4 rec., 126 yds.)

### RECEPTIONS

14 — at Arizona, 9/23/01 (162 yds., 2 TD)  
13 — vs. New England, 10/1/00 (160 yds.)  
11 — vs. San Diego, 11/19/00 (187 yds., TD)  
10 — at Oakland, 11/5/01 (91 yds., 2 TD)  
9 — vs. Miami, 10/13/02 (88 yds.)  
9 — at San Diego, 10/21/01 (86 yds.)  
9 — vs. New York Giants, 9/10/01 (115 yds., TD)  
9 — vs. San Diego, 1/2/00 (106 yds.)  
9 — vs. Seattle, 12/27/98 (158 yds., TD)

### LONGEST RECEPTIONS

78 — vs. Kansas City, 8/31/97 (5-122)  
72t — vs. St. Louis, 9/14/97 (4-126, 2TD)  
71 — vs. N.Y. Jets, 10/3/99 (3-90)  
65t — vs. New England, 10/28/01 (6-159, TD)  
59t — vs. Seattle, 11/2/97 (5-114, TD)

### SMITH'S POSTSEASON TOP THREE

#### RECEIVING YARDS

152 — vs. Atlanta, 1/31/99 (5 rec., TD)  
99 — vs. Jacksonville, 12/27/97 (3 rec., TD)  
87 — at Pittsburgh, 1/11/98 (6 rec.)

#### TOUCHDOWNS

1 — vs. Atlanta, 1/31/99 (5 rec., 152 yds.)  
1 — vs. Miami, 1/9/99 (4 rec., 71 yds.)  
1 — vs. Jacksonville, 12/27/97 (3 rec., 99 yds.)

#### RECEPTIONS

6 — at Pittsburgh, 1/11/98 (87 yds.)  
5 — vs. Atlanta, 1/31/99 (152 yds., TD)  
4 — vs. Miami, 1/9/99 (71 yds., TD)

#### LONGEST RECEPTIONS

80t — vs. Atlanta, 1/31/99 (5-152, TD)  
43t — vs. Jacksonville, 12/27/97 (3-99, TD)  
41 — vs. Atlanta, 1/31/99 (5-152, TD)

### ROD SMITH CAREER GAME-BY-GAME

(Denver victories asterisked)

1994			RECEIVING					SCORING	
Date	Opponent	P/S	No.	Yds.	Avg.	LG	TD	2pt.	Pts.
PRACTICE SQUAD									

1995	RECEIVING							SCORING	
Date	Opponent	P/S	No.	Yds.	Avg.	LG	TD	2pt.	Pts.
Sep 3	vs. Buffalo*	P	0	0	0.0	0	0	0	0
Sep 10	at Dallas	P	0	0	0.0	0	0	0	0
Sep 17	vs. Washington*	P	1	43	43.0	43t	1	0	6
Sep 24	at San Diego	P	0	0	0.0	0	0	0	0
Oct 1	at Seattle	P	0	0	0.0	0	0	0	0
Oct 8	at New England*	P	0	0	0.0	0	0	0	0
Oct 16	vs. Oakland*	P	0	0	0.0	0	0	0	0
Oct 22	vs. Kansas City	P	0	0	0.0	0	0	0	0
Nov 5	vs. Arizona*	P	0	0	0.0	0	0	0	0
Nov 12	at Philadelphia	P	0	0	0.0	0	0	0	0
Nov 19	vs. San Diego*	P	0	0	0.0	0	0	0	0
Nov 26	at Houston	P	1	24	24.0	24	0	0	0
Dec 3	vs. Jacksonville	P	0	0	0.0	0	0	0	0
Dec 10	vs. Seattle	P	1	19	19.0	19	0	0	0
Dec 17	at Kansas City	P	1	10	10.0	10	0	0	0
Dec 24	at Oakland*	S	2	56	28.0	30	0	0	0
1995 Regular Season Totals		16/1	6	152	25.3	43t	1	0	6

1996	RECEIVING						SCORING		
Date	Opponent	P/S	No.	Yds.	Avg.	LG	TD	2pt.	Pts.
Sep 1	vs. NY Jets*		INACTIVE	—	—	—	—	—	—
Sep 8	at Seattle*		INACTIVE	—	—	—	—	—	—
Sep 15	vs. Tampa Bay*		INACTIVE	—	—	—	—	—	—
Sep 22	at Kansas City		INACTIVE	—	—	—	—	—	—
Sep 29	at Cincinnati*		INACTIVE	—	—	—	—	—	—
Oct 6	vs. San Diego*		INACTIVE	—	—	—	—	—	—
Oct 20	vs. Baltimore*	P	1	35	35.0	35	0	0	0
Oct 27	vs. Kansas City*	P	2	22	11.0	12	0	0	0
Nov 4	at Oakland*	P	4	72	18.0	49t	1	0	6
Nov 10	vs. Chicago*	S	1	14	14.0	14	0	0	0
Nov 17	at New England*	P	0	0	0.0	0	0	0	0
Nov 24	at Minnesota*	P	0	0	0.0	0	0	0	0
Dec 1	vs. Seattle*	P	1	13	13.0	13	0	0	0
Dec 8	at Green Bay	P	1	6	6.0	6	0	0	0
Dec 15	vs. Oakland*	P	2	44	22.0	24	1	0	6
Dec 22	at San Diego	P	4	31	7.8	11	0	0	0
1996 Regular Season Totals		10/1	16	237	14.8	49t	2	0	12
Jan 4	vs. Jacksonville†	P	1	15	15.0	15	0	0	0

†AFC Divisional Playoff

1997	RECEIVING							SCORING	
Date	Opponent	P/S	No.	Yds.	Avg.	LG	TD	2pt.	Pts.
Aug 31	vs. Kansas City*	S	5	122	24.4	78	0	0	0
Sep 7	at Seattle*	S	2	9	4.5	10	0	0	0
Sep 14	vs. St. Louis*	S	4	126	31.5	72t	2	0	12
Sep 21	at Cincinnati*	S	7	82	11.7	26	2	0	12
Sep 28	at Atlanta*	S	3	28	9.3	11	0	0	0
Oct 6	vs. New England*	S	5	130	26.0	47	0	0	0
Oct 19	at Oakland	S	5	58	11.6	26	0	0	0
Oct 26	at Buffalo*	S	3	35	11.6	15	0	0	0
Nov 2	vs. Seattle*	S	5	114	22.8	59t	1	0	6
Nov 9	vs. Carolina*	S	4	40	10.0	20t	1	0	6
Nov 16	at Kansas City	S	7	114	16.3	43	0	0	0
Nov 24	vs. Oakland*	S	3	41	13.7	19	1	0	6
Nov 30	at San Diego*	S	4	40	10.0	14	1	0	6
Dec 7	at Pittsburgh	S	4	115	28.8	41	2	0	12
Dec 15	at San Francisco	S	5	73	14.6	26	0	0	0
Dec 21	vs. San Diego*	S	4	53	13.3	15t	2	0	12
1997 Regular Season Totals		16/16	70	1,180	16.9	78	12	0	72

Dec 27	Jacksonville* <sup>3</sup>	S	3	99	33.0	43t	1	0	6
Jan 4	at Kansas City*†	S	2	19	9.5	17	0	0	0
Jan 11	at Pittsburgh*§	S	6	87	14.5	20	0	0	0
Jan 25	Green Bay*‡	S	0	0	0.0	0	0	0	0

**1997 Postseason Totals** **4/4** **11** **205** **18.6** **43t** **1** **0** **6**

<sup>3</sup>AFC Wild Card Playoff, <sup>†</sup>AFC Divisional Playoff, <sup>§</sup>AFC Championship Game, <sup>‡</sup>Super Bowl XXXII

1998			RECEIVING					SCORING	
Date	Opponent	P/S	No.	Yds.	Avg.	LG	TD	2pt.	Pts.
Sep 7	New England*	S	6	57	9.5	18	0	0	0
Sep 13	Dallas*	S	4	76	19.0	38	0	0	0
Sep 20	at Oakland*	S	4	67	16.8	36	0	0	0
Sep 27	at Washington*	S	2	13	6.5	7	0	0	0
Oct 4	Philadelphia*	S	7	95	13.6	31t	2	0	12
Oct 11	at Seattle*	S	8	136	17.0	50t	1	0	6
Oct 25	Jacksonville*	S	6	51	8.5	11	0	0	0
Nov 1	at Cincinnati*	S	1	17	17.0	17	0	0	0
Nov 8	San Diego*	S	5	36	7.2	12	0	0	0
Nov 16	at Kansas City*	S	5	50	10.0	20	0	0	0
Nov 22	Oakland*	S	6	95	15.8	28t	1	0	6
Nov 29	at San Diego*	S	8	101	12.6	21	1	0	6
Dec 6	Kansas City*	S	8	165	20.6	58	0	0	0
Dec 13	at N.Y. Giants	S	4	51	12.8	17	0	0	0
Dec 21	at Miami	S	3	54	18.0	35	0	0	6 (scored a TD on a fum. rec.)
Dec 27	Seattle*	S	9	158	17.6	36	1	0	6

Jan 9	Miami*†	S	4	71	17.8	28t	1	0	6
Jan 17	N.Y. Jets*§	S	3	37	12.3	15	0	0	0
Jan 31	Atlanta*‡	S	5	152	30.4	80t	1	0	6
<b>1998 Postseason Totals</b>	<b>3/3</b>		<b>12</b>	<b>260</b>	<b>21.7</b>	<b>80t</b>	<b>2</b>	<b>0</b>	<b>12</b>

†AFC Divisional Playoff, §AFC Championship Game, ‡Super Bowl XXXIII

1999	RECEIVING							SCORING	
Date	Opponent	P/S	No.	Yds.	Avg.	LG	TD	2pt.	Pts.
Sep 13	Miami	S	0	0	0.0	0	0	0	0
Sep 19	at Kansas City	S	INACTIVE — GROIN						
Sep 26	at Tampa Bay	S	2	24	12.0	16	0	0	0
Oct 3	N.Y. Jets	S	3	90	30.0	71	0	0	0
Oct 10	at Oakland*	S	7	79	11.3	33	1	0	6
Oct 17	Green Bay*	S	4	57	14.3	17	0	0	0
Oct 24	at New England	S	3	44	14.7	28t	1	0	6
Oct 31	Minnesota	S	7	117	16.7	30	0	0	0
Nov 7	at San Diego*	S	5	70	14.0	19	0	0	0
Nov 14	at Seattle	S	7	63	9.0	14	0	0	0
Nov 22	at Oakland*	S	7	66	9.4	13	0	0	0
Dec 5	Kansas City	S	8	106	13.3	34	0	0	0
Dec 13	at Jacksonville	S	6	92	15.3	28	1	0	6
Dec 19	Seattle*	S	7	82	11.7	21	1	0	6
Dec 25	at Detroit*	S	4	24	6.0	9	0	0	0
Jan 2	San Diego	S	9	106	11.8	20	0	0	0
1999 Regular Season Totals		15/15	79	1,020	12.9	71	4	0	24

2000	RECEIVING							SCORING	
Date	Opponent	P/S	No.	Yds.	Avg.	LG	TD	2pt.	Pts.
Sep 4	at St. Louis	S	3	88	29.3	47	1	0	6
Sep 10	vs. Atlanta*	S	7	117	16.7	37t	2	0	12
Sep 17	at Oakland*	S	7	63	9.0	11	0	0	0
Sep 24	vs. Kansas City	S	8	134	16.8	25	0	0	0
Oct 1	vs. New England	S	13	160	12.3	27	0	0	0
Oct 8	at San Diego*	S	3	52	17.3	25	0	0	0
Oct 15	vs. Cleveland*	S	5	111	22.2	32t	3	0	18
Oct 22	at Cincinnati	S	7	110	15.7	28t	1	0	6
Nov 5	at New York Jets*	S	5	134	26.8	49	0	0	0
Nov 13	vs. Oakland*	S	6	76	12.7	28	0	0	0
Nov 19	vs. San Diego*	S	11	187	17.0	39	1	0	6
Nov 26	at Seattle*	S	4	82	20.5	25	0	0	6
Dec 3	at New Orleans*	S	2	25	12.5	14	0	0	0
Dec 10	vs. Seattle*	S	5	82	16.4	21	0	0	0
Dec 17	at Kansas City	S	6	101	16.8	34	0	0	0
Dec 23	vs. San Francisco*	S	8	80	10.0	13	0	0	0

Dec 31	at Baltimore <sup>3</sup>	S	3	58	19.3	24	0	0	0
<b>2000 Postseason Totals</b>	<b>1/1</b>		<b>3</b>	<b>58</b>	<b>19.3</b>	<b>24</b>	<b>0</b>	<b>0</b>	<b>0</b>

<sup>3</sup>AFC Wild Card Playoff

2001		RECEIVING					SCORING		
Date	Opponent	P/S	No.	Yds.	Avg.	LG	TD	2pt.	Pts.
Sep 10	vs. New York Giants*	S	9	115	12.8	26	1	0	6
Sep 23	at Arizona*	S	14	162	11.6	34t	2	0	12 *franchise-record 14 rec.
Sep 30	vs. Baltimore	S	5	83	16.6	31	0	0	0
Oct 7	vs. Kansas City*	S	8	110	13.8	32	1	0	6
Oct 14	at Seattle	S	6	43	7.2	13	1	0	6
Oct 21	at San Diego	S	9	86	9.6	18	0	0	0
Oct 28	vs. New England*	S	6	159	26.5	65t	1	0	6
Nov 5	at Oakland	S	10	91	9.1	26t	2	11	4 *NFL rec.; 67 rec. 1st 8 gms.
Nov 11	vs. San Diego*	S	5	74	14.8	32	0	0	0
Nov 18	vs. Washington	S	3	25	8.3	13	1	0	6
Nov 22	at Dallas*	S	7	81	11.6	23	0	0	0
Dec 2	at Miami	INACTIVE — LEFT ANKLE SPRAIN							
Dec 9	vs. Seattle*	S	8	66	8.3	12	0	0	0
Dec 16	at Kansas City	P	8	100	12.5	21	1	0	6
Dec 30	vs. Oakland*	S	8	56	7.0	13	1	0	6 *broke fran. rec.; rec. in season
Jan 6	at Indianapolis	S	7	92	13.1	20	0	0	0
2001 Regular Season Totals		15/14	113	1,343	11.9	65t	11	1	68

2002		RECEIVING					SCORING			NOTES	
Date	Opponent	(S/P)	No.	Yds.	Avg.	LG	TD	2pt.	Pts.		
Sep 8	vs. St. Louis*	(S)	5	47	9.4	16	1	—	6		
Sep 15	at San Francisco*	(S)	3	22	7.3	12	0	—	0		
Sep 22	vs. Buffalo*	(S)	7	94	13.4	26t	1	—	6		
Sep 30	at Baltimore	(S)	5	61	12.2	24	0	—	0		
Oct 6	vs. San Diego*	(S)	6	83	13.8	34	0	—	0		
Oct 13	vs. Miami	(S)	9	88	9.8	16	0	—	0		
Oct 20	at Kansas City*	(S)	7	92	13.1	29	0	—	0		
Oct 27	at New England*	(S)	7	54	7.7	21	0	—	0		
Nov 11	Oakland	(S)	8	72	9.0	17	0	—	0		
Nov 17	at Seattle*	(S)	5	58	11.6	16	1	—	6		
Nov 24	vs. Indianapolis	(S)	6	73	12.2	27	1	—	6		
Dec 1	at San Diego	(S)	2	36	18.0	23	0	—	0		
Dec 8	at New York Jets	(S)	6	38	6.3	9	0	—	0		
Dec 15	vs. Kansas City*	(S)	3	83	27.7	46	0	—	0		
Dec 22	at Oakland	(S)	5	64	12.8	24	0	—	0		
Dec 29	vs. Arizona*	(S)	5	62	12.4	20	1	—	6		
2002 Regular Season Totals		(16/0)	89	1,027	11.5	46	5	—	30		

**ROD SMITH'S 100-YARD RECEIVING GAMES (27; INCLUDES 1 POSTSEASON)**

\*denotes win


Date	Opponent	Rec.	Yds.	Avg.	LG	TD
8/31/97	vs. Kansas City*	5	122	24.4	78	0
9/14/97	vs. St. Louis*	4	126	31.5	72t	2
10/6/97	vs. New England*	5	130	26.0	47	0
11/2/97	vs. Seattle*	5	114	22.8	59t	1
11/16/97	at Kansas City	7	114	16.3	43	0
12/7/97	at Pittsburgh	4	115	28.8	41	2
10/11/98	at Seattle*	8	136	17.0	50t	1
11/29/98	at San Diego*	8	101	12.6	21	1
12/6/98	vs. Kansas City*	8	165	20.6	58	0
12/27/98	vs. Seattle*	9	158	17.6	36	1
1/31/99	vs. Atlanta*	5	152	30.4	80t	1
10/31/99	vs. Minnesota	7	117	16.7	30	0
12/5/99	vs. Kansas City	8	106	13.3	34	0
1/2/00	vs. San Diego	9	106	11.8	20	0
9/10/00	vs. Atlanta*	7	117	16.2	37t	2
9/24/00	vs. Kansas City	8	134	16.8	25	0
10/1/00	vs. New England	13	160	12.3	27	0
10/15/00	vs. Cleveland*	5	111	22.2	32t	3
10/22/00	at Cincinnati	7	110	15.7	28t	1
11/5/00	at New York Jets*	5	134	26.8	49	0
11/19/00	vs. San Diego*	11	187	17.0	39	1
12/17/00	at Kansas City	6	101	16.8	34	0
9/10/01	vs. New York Giants*	9	115	12.8	26	1
9/23/01	at Arizona*	14	162	11.6	34t	2
10/7/01	vs. Kansas City*	8	110	13.8	32	1
10/28/01	vs. New England*	6	159	26.5	65t	1
12/16/01	at Kansas City	8	100	12.5	21	1

**ROD SMITH VS. THE NFL**

Regular Season Only

	G/S	Rec.	Yds.	Avg.	LG	TD	100 Yards
Denver	0/0	0	0	0.0	—	0	0
Kansas City	14/10	76	1,209	15.9	78	2	8
Oakland	16/13	84	1,000	11.9	49t	8	0
San Diego	15/12	75	955	12.7	39	5	3
<b>AFC West</b>	<b>45/35</b>	<b>235</b>	<b>3,164</b>	<b>13.5</b>	<b>78</b>	<b>15</b>	<b>11</b>
Buffalo	3/2	10	129	12.9	26t	1	0
Miami	3/3	12	142	11.8	35	0	0
New England	8/6	40	604	15.1	65t	2	3
N.Y. Jets	3/3	14	262	18.7	71	0	1
<b>AFC East</b>	<b>17/14</b>	<b>76</b>	<b>1,137</b>	<b>15.0</b>	<b>71</b>	<b>3</b>	<b>4</b>
Baltimore	3/2	11	179	13.8	35	0	0
Cincinnati	3/3	15	209	13.9	28t	3	1
Cleveland	1/1	5	111	22.2	32t	3	1
Pittsburgh	1/1	4	115	28.8	41	2	1
<b>AFC North</b>	<b>8/7</b>	<b>35</b>	<b>614</b>	<b>16.6</b>	<b>41</b>	<b>8</b>	<b>3</b>
Houston	0/0	0	0	---	0	0	0
Indianapolis	2/2	13	165	12.7	27	1	0
Jacksonville	3/2	12	143	11.9	28	1	0
Tennessee	1/0	1	24	24.0	24	0	0
<b>AFC South</b>	<b>6/4</b>	<b>26</b>	<b>332</b>	<b>12.8</b>	<b>28</b>	<b>2</b>	<b>0</b>
<b>AFC Totals</b>	<b>76/60</b>	<b>372</b>	<b>5,247</b>	<b>14.0</b>	<b>78</b>	<b>28</b>	<b>18</b>
Arizona	3/2	19	224	11.8	34t	3	1
St. Louis	3/3	12	261	21.8	72t	4	1
San Francisco	3/3	16	175	10.9	26	0	0
Seattle	14/11	68	925	13.6	59t	6	3
<b>NFC West</b>	<b>23/19</b>	<b>115</b>	<b>1,585</b>	<b>13.8</b>	<b>72t</b>	<b>13</b>	<b>5</b>
Dallas	3/2	11	157	14.3	38	0	0
N.Y. Giants	2/2	13	166	12.8	26	1	1
Philadelphia	2/1	7	95	13.6	31t	2	0
Washington	3/2	6	81	13.5	43t	2	0
<b>NFC East</b>	<b>10/7</b>	<b>37</b>	<b>499</b>	<b>13.5</b>	<b>43t</b>	<b>5</b>	<b>1</b>
Chicago	1/1	1	14	14.0	14	0	0
Detroit	1/1	4	24	6.0	9	0	0
Green Bay	2/1	5	63	12.6	17	0	0
Minnesota	2/1	7	117	16.7	30	0	1
<b>NFC North</b>	<b>6/4</b>	<b>17</b>	<b>218</b>	<b>12.8</b>	<b>30</b>	<b>0</b>	<b>1</b>
Atlanta	2/2	10	145	14.5	37t	2	1
Carolina	1/1	4	40	10.0	20t	1	0
New Orleans	1/1	2	25	12.5	14	0	0
Tampa Bay	1/1	2	24	12.0	16	0	0
<b>NFC South</b>	<b>5/5</b>	<b>18</b>	<b>234</b>	<b>13.0</b>	<b>37t</b>	<b>3</b>	<b>1</b>
<b>NFC Totals</b>	<b>44/35</b>	<b>187</b>	<b>2,536</b>	<b>13.6</b>	<b>72t</b>	<b>21</b>	<b>8</b>
<b>NFL Totals</b>	<b>120/95</b>	<b>559</b>	<b>7,783</b>	<b>13.9</b>	<b>78</b>	<b>49</b>	<b>26</b>
Home	61/49	306	4,492	14.7	78	31	17
Road	59/46	253	3,291	13.0	50t	18	9
Grass	99/79	488	6,812	14.0	78	43	24
Turf	21/16	71	971	13.7	50t	6	2
Outdoors	110/87	522	7,294	14.0	78	47	25
Domes	10/8	37	489	13.2	50t	2	1
All Sun. Games	100/77	455	6,460	14.2	78	42	24
Sunday Nights	11/7	60	624	10.4	34	5	2
Mondays	17/15	85	1,138	13.4	49t	7	2
Thursdays	1/1	7	81	11.6	23	0	0
Saturdays	2/2	12	104	8.7	13	0	0
Wins	76/62	352	5,041	14.3	78	37	16
Losses	44/33	207	2,742	13.2	71	12	10
August	1/1	5	122	24.4	78	0	1
September	25/21	108	1,511	14.0	72t	13	5
October	29/23	147	2,097	14.3	71	12	8
November	32/25	143	1,910	13.4	59t	13	5
December	31/23	140	1,945	13.9	58	11	6
January	2/2	16	198	12.4	20	0	1



**JIMMY SPENCER****5-9 • 188 • 12TH YR. • FLORIDA****BORN:** March 29, 1969 in Manning, S.C.**HIGH SCHOOL:** Glades Central High School, Belle Glade, Fla.**RESIDES:** Davie, Fla.**ACQUIRED:** Free Agent, 2000**PRO YEAR:** 12th • **YEAR WITH BRONCOS:** 4th**NFL GAMES PLAYED/STARTED:** 161/79 • **POSTSEASON:** 2/0**33****CORNERBACK**

**J**immy Spencer begins his 12th season as a player in the NFL, and in 2003, will take on the additional role as assistant defensive backs coach. He becomes the first person in the NFL to perform a player/coaching role since Dan Reeves with the Dallas Cowboys in 1970-71. Spencer, who has played the past three seasons with the Broncos, has played in 161 career games (79 starts) with the Saints (1992-95), Bengals (1996-97), Chargers (1998-99) and Broncos he has 26 interceptions and 123 passes defended, to go along with 435 tackles (377) solo. He has also played in two postseason contests. He entered the NFL in 1991 as an eighth-round selection (215th overall) of the Washington Redskins, and spent his rookie season on the club's practice squad.

**2002:** Spencer played in five games and was declared inactive for the other 11. He made all four of his tackles for the season at Oak. (12/22). He recorded his first pass defense of the season vs. K.C. (12/15), a week after seeing his first defensive action at the Jets (12/8). Prior to New York, his only playing time came on special teams at K.C. (10/20).

**2001:** Spencer played in all 16 games and started one (vs. Oak. 12/30), posting 23 tackles (21 solo), three interceptions, nine pass defended and a fumble recovery, while adding eight more stops on special teams. Spencer posted a season-high five tackles vs. Oak. (12/30), starting his only game of the season in place of Denard Walker (sprained knee) at right cornerback. He made his second interception in as many weeks—and his third of the season—at K.C. (12/16) with 14 seconds remaining in regulation, and returned it 18 yards. It was his 26th career interception, and came after Spencer had played most of the game at right cornerback because Walker left the game in the 1st qtr. with a knee injury. He made his second interception of the season—in the 3rd qtr. vs. Sea. (12/9) a week earlier, while also posting two tackles. Spencer registered a then-season-high three solo tackles at Mia. (12/2) and deflected a pass, one week after posting a season-high four passes defended at Dal. (11/22), along with two solo tackles. He made one tackle vs. Wash. (11/18) and recovered a fumble at the Redskins' 37-yd. line, while also adding a special teams stop and two passes defended. Spencer had an outstanding game vs. S.D. (11/11), registering two solo tackles and grabbing an interception. He played only on special teams at Ariz. (9/23), at Sea. (10/14) and at S.D. (10/21). Spencer replaced Walker after the starter left with a concussion vs. K.C. (10/7).

**2000:** Spencer saw action in all 16 games and made six starts, posting 40 tackles (35 solo), including a sack (-1), six passes defended, a forced fumble and three interceptions (career-high 102 return yds./2 TDs). He also had three tackles and a fumble recovery on special teams. Spencer started four games late in the season (at Sea., 11/26; at N.O., 12/3; vs. Sea., 12/10 and at K.C., 12/17) in place of the injured Ray Crockett (hamstring), and when not starting was the team's nickel back. Spencer picked off a pass in three straight games (at Sea., 11/26; at N.O., 12/3 and vs. Sea., 12/10)—one shy of the team record (Tyronne Braxton, 1996)—and returned two for touchdowns. His 79-yd. return of a Jon Kitna pass vs. Sea. (12/10) was the third longest in franchise history and the longest of his career, and was his third NFL touchdown. With it he became the first Bronco since Mike Harden in 1986 to score twice on interception returns in the same season, and the fourth in club history to do so (also John Rowser, 1976 and Nemiah Wilson, 1967). His other scoring return (21 yds.) came at Sea. (11/26) in a 38-31 Denver win, and was the first of his career. Spencer forced a fumble at N.O. (12/3) in the same game in which he recorded his second interception of the year. His sack—the first of his career—came vs. Oak. (11/13), as he dropped Rich Gannon for a 1-yd. loss among his season-high seven tackles. He

**OFF THE FIELD**

*This season, Jimmy is taking on dual roles. In addition to his role as a cornerback for the Broncos, Spencer becomes the first person in the NFL since Dan Reeves in 1970-71 to act as a player/coach. Jimmy is also very involved in youth leadership activities in the Tampa, Fla., area and is curator of the Jimmy Spencer Foundation, which helps send underprivileged kids from his hometown of Belle Glade, Fla., to camps for sports, education, computers and music. He spends time during the offseason speaking in schools about education, drug abuse and religion.*

also started vs. Cleve. (10/15) as the Broncos opened the game in a nickel defensive alignment, and started at Oak. (9/17) in place of Crockett. Crockett was injured on the opening kickoff, but entered the game on the first series and Spencer returned to his nickel back role. Spencer saw action in a reserve role in the AFC Wild Card Game at Balt. (12/31). He signed with the Broncos as a free agent March 6, after being released by the Chargers Feb. 10.

**1999:** Spencer tied for the San Diego team lead with four interceptions and led the squad with 16 passes defended, despite missing the final two weeks of the season. He also ranked fifth on the team with 48 tackles. Spencer started seven of the 14 games in which he played before being placed on injured reserve Dec. 20. He notched his first interception of the season in Week Two against Indianapolis, then two weeks later replaced Charles Dimry in the starting lineup at Detroit and racked up a career-high 12 tackles and two pass breakups in a 20-10 victory. Spencer recorded six tackles and his second interception of the season in Week Six against Green Bay and added his third pick of the year in Week 12 against Cleveland. Spencer had a solid all-around game in Week 13 at Seattle in a 19-16 win, recording his fourth interception of the year to go along with four tackles and two pass breakups.

**1998:** Spencer signed as free agent with San Diego Sept. 1 and saw action in 15 games with four starts, missing only the opener vs. Buffalo (9/6). He finished the season with 29 tackles (all solo), one interception and eight passes defended, and added seven tackles on special teams. His three starts came in games 12-14 at right cornerback. Spencer also started at the third cornerback spot and had an interception vs. Oakland (12/20). Spencer had five tackles vs. Denver (11/29) and had a season-high six tackles at Seattle (12/13).

**1997:** Spencer played in all 16 games and started nine at right cornerback for Cincinnati, posting 38 tackles, one interception and 12 passes defended. He had the Bengals' first interception of the season in the opener vs. Arizona (8/31), tipping a second-quarter pass intended for Rob Moore and catching his own deflection. He also added seven tackles in the contest. Spencer tied for the team lead with nine tackles at Baltimore (9/7).

**1996:** Spencer started 14 of 15 games at right cornerback for the Bengals and posted a career-high 73 tackles while tying his career high with five interceptions and recovering a fumble. Spencer led the Bengals with a career-high 21 passes defended, which was one better than teammate and Pro Bowl starter Ashley Ambrose. He scored his first career touchdown on a 59-yd. fumble return vs. Houston (10/6) and added a 19-yd. interception return to set up a Cincinnati field goal. Spencer also intercepted a Steve Young pass at Cincinnati's 2-yd. line in the fourth quarter at San Francisco (10/20). He intercepted a Vinny Testaverde pass in endzone in the second quarter at Baltimore (11/3) and had a season-high 34-yard return on an interception against Jim Kelly at Buffalo (11/17). Spencer was limited to a reserve role in Game 4 because of a thumb injury, and was also inactive for Game 16 at Houston due to a sprained knee, breaking a string of 79 consecutive games played. He originally joined the Bengals as an unrestricted free agent on March 21, 1996.

**1995:** Spencer started 15 of 16 games for New Orleans and led the team with four interceptions, while also tallying 66 tackles and 16 passes defended. The latter figure led the team and was seven more than the next-highest player. He was awarded a game ball for the Oct. 29 win at San Francisco when he had one interception, three passes defended and seven solo tackles. Spencer had two interceptions, both of which led to scores, in a victory vs. Carolina (11/26) and tied his career high with nine tackles at the Jets (12/24), while adding one interception and two passes defended. He became the first Saint to lead the team in interceptions for two straight seasons since Dave Waymer in 1985-86.

**1994:** Spencer earned the starting left cornerback job for all 16 games and set a career high with five interceptions, while adding 19 passes defended. He led the team in both interceptions and passes defended and earned a game ball vs. the Giants (10/2) when he had first career interception and four passes defended. Spencer intercepted two passes vs. the Rams (10/23), including one on the final series to clinch a 37-34 victory.

**1993:** Spencer was the Saints' nickel back for the second straight year, starting against multiple-wide receiver sets. He played in all 16 games (3 starts), posting 25 tackles and six passes defended. Spencer also tied for the team lead with three fumble recoveries, including one he returned 53 yards in a season-opening win over Houston. His special teams play included a blocked PAT at Philadelphia (12/26).

**1992:** Spencer started four of 16 games for New Orleans in his first season of NFL action. He was signed by the Saints April 12 and saw considerable action, playing cornerback in nickel and dime packages. He had 38 tackles and tied for fourth on the team with nine passes defended. Spencer's four starts came in games when the Saints opened with five or six defensive backs. He had a season-high six tackles vs. Chicago Sept. 13. In the Saints' Wild Card Playoff loss to Philadelphia, Spencer recorded one tackle and one special teams tackle.

**1991:** Spencer entered the NFL as an eighth-round selection of the Washington Redskins (215th overall) in the 1991 NFL Draft. He spent his entire rookie season on Washington's practice squad.

**COLLEGE:** A three-year letterman at Florida, Spencer started every game as a senior. He collected 29 tackles and one interception as a senior. He also stood out on special teams where he had three blocked kicks, including two place kicks and one punt. Spencer majored in sociology.

**PERSONAL:** Spencer was a first-team all-state Class 3A choice at defensive back and Palm Beach County Player of Year at Glades Central High School in Belle Glade, Fla. He also played quarterback, throwing for 1,137 yards and seven touchdowns as senior. Spencer was selected by a committee appointed by former Florida Governor Bob Martinez to attend a youth leadership conference at the University of Tampa in 1986. He is very involved in youth leadership activities in the Tampa area and is curator of the Jimmy Spencer Foundation, which helps send underprivileged kids from Belle Glade to camps for sports, education, computers and music. He spends time during the offseason speaking in schools about education, drug abuse and religion. James Arthur Spencer, Jr., was born March 29, 1969, in Manning, S.C. He and his wife, Tanya, reside in Davie, Fla.

#### SPENCER'S REGULAR SEASON RECORD

Year	Club	G	S	UT	A	TT	S-Yds.	I-Yds.	PD	FF	FR	TD-Int.	TD-FR	S	Pts.
1991	Washington														
1992	New Orleans	16	4	37	6	43	0-0	0-0	9	0	1	0	0	0	0
1993	New Orleans	16	3	20	5	25	0-0	0-0	6	0	3	0	0	0	0
1994	New Orleans	16	16	59	7	66	0-0	5-24	19	1	1	0	0	0	0
1995	New Orleans	16	15	59	7	66	0-0	4-11	16	0	0	0	0	0	0
1996	Cincinnati	15	14	57	16	73	0-0	5-48	21	0	1	0	1	0	6
1997	Cincinnati	16	9	36	2	38	0-0	1-(-2)	12	0	0	0	0	0	0
1998	San Diego	15	4	29	0	29	0-0	1-0	8	0	0	0	0	0	0
1999	San Diego	14	7	40	8	48	0-0	4-1	16	0	0	0	0	0	0
2000	Denver	16	6	35	5	40	1-1	3-102	6	1	0	2	0	0	12
2001	Denver	16	1	21	2	23	0-0	3-25	9	0	1	0	0	0	0
2002	Denver	5	0	4	0	4	0-0	0-0	1	0	0	0	0	0	0
<b>CAREER TOTAL</b>		<b>161</b>	<b>79</b>	<b>377</b>	<b>58</b>	<b>435</b>	<b>1-1</b>	<b>26-209</b>	<b>123</b>	<b>2</b>	<b>7</b>	<b>2</b>	<b>1</b>	<b>0</b>	<b>18</b>

**ADDITIONAL STATISTICS:** Returned a fumble 59 yds. for a touchdown vs. Houston (10/6), 1996. Recovered a fumble on special teams (at New Orleans, 12/3) and returned two interceptions for touchdowns (79 yds. vs. Seattle, 12/10, and 21 yds. at Seattle, 11/26), 2000. Special teams tackles — 1992 (5), 1993 (5), 1994 (3), 1995 (5), 1998 (7), 1999 (1), 2000 (3), 2001 (8), TOTAL (37).

#### SPENCER'S POSTSEASON RECORD

Year	Club	G	S	UT	A	TT	S-Yds.	I-Yds.	PD	FF	FR	TD-Int.	TD-FR	S	Pts.
1992	New Orleans	1	0	1	0	1	0-0	0-0	0	0	0	0	0	0	0
2000	Denver	1	0	0	0	0	0-0	0-0	0	0	0	0	0	0	0
<b>CAREER TOTAL</b>		<b>2</b>	<b>0</b>	<b>1</b>	<b>0</b>	<b>1</b>	<b>0-0</b>	<b>0-0</b>	<b>0</b>	<b>0</b>	<b>0</b>	<b>0</b>	<b>0</b>	<b>0</b>	<b>0</b>

**ADDITIONAL STATISTICS:** Special teams tackles — 1992 (1).



### DONNIE SPRAGAN

6-3 • 239 • 2ND YR. • STANFORD

**BORN:** July 12, 1976 in Oakland, Calif.

**HIGH SCHOOL:** Logan High School, Union City, Calif.

**RESIDES:** Union City, Calif.

**ACQUIRED:** Free Agent, 2001

**PRO YEAR:** 2nd • YEAR WITH BRONCOS: 2nd

**NFL GAMES PLAYED/STARTED:** 16/0 • **POSTSEASON:** 0/0

59

LINEBACKER

Donnie Spragan completed his first full season with the Broncos last year, and in 2003 looks to compete for a role at linebacker by adding depth at the position. He played in all 16 games last season, and was a major contributor on special teams, making 13 tackles and forcing a fumble on a kickoff return at Oakland (12/22). He originally signed with the Broncos Dec. 11, 2001, spending the final four weeks of the season on the practice squad, and then signed a new contract for 2002 on March 22. Spragan entered the NFL in 1999 as an undrafted free agent with New Orleans and spent his rookie season on injured reserve, before being waived at the end of training camp in 2000. He played in the NFL Europe League in the spring of 2001, then signed with Green Bay July 18, with whom he went through training camp before being waived Sept. 2. He spent a month on Cleveland's practice squad before signing with Denver.

**2002:** Spragan played on special teams in all 16 games and tied for second on the team with 13 tackles. At Oak. (12/22) he made two special teams tackles and forced a fumble by Raiders kick returner

Marcus Knight that was recovered by Reuben Droughns. Spragan saw his only defensive plays from scrimmage—and first of his career—at Sea. (11/17).

**2001:** Spragan spent a month on Cleveland's practice squad before signing with Denver on Dec. 11, where he was on Denver's practice squad for the last four weeks of the season. Prior to the season, he was selected in the third round of the 2001 NFL Europe League free agent draft by Amsterdam. He finished the Admirals' season with 44 tackles (36 solo), including 3 1/2 sacks, plus two forced fumbles and one pass defensed.

**2000:** Spragan re-signed with New Orleans prior to training camp (July 15), but was released a month later. He then spent the remainder of that season out of football.

**1999:** Spragan was signed by New Orleans as an undrafted rookie free agent and spent the entire season on injured reserve after suffering a torn anterior cruciate ligament in his knee during the preseason.


**COLLEGE:** Spragan was a two-year starter and three-time letterwinner at Stanford (32 games/21 starts), earning All-Pac-10 honors as a senior. He finished his career with 103 tackles (75 solo), five sacks, three interceptions and 12 stops for loss. In his final year, he won the Jim Reynolds Award as the team's most inspirational senior. Spragan transferred to Stanford after Pacific dropped its football program following the 1995 season. While at Pacific, he appeared in nine games and recorded 20 total tackles, one stop for a loss and one fumble recovery.

**PERSONAL:** A civil engineering major, Spragan was all-league at linebacker and quarterback at Logan High School in Union City, Calif., where he also lettered three times in basketball and twice in track. Donald Spragan was born July 12, 1976 in Oakland, Calif.

#### SPRAGAN'S REGULAR SEASON RECORD

Year	Club	G	S	UT	A	TT	S-Yds.	I-Yds.	PD	FF	FR	TD-Int.	TD-FR	S	Pts.
2002	Denver	16	0	0	0	0	0-0	0-0	0	0	0	0	0	0	0

**ADDITIONAL STATISTICS:** Special teams tackles — 2002 (13). Forced a fumble at Oakland (12/22) on a kickoff return.



### QUINCY STEWART

6-1 • 234 • 3RD YR. • LOUISIANA TECH

**BORN:** March 27, 1978 in Tyler, Texas

**HIGH SCHOOL:** John Tyler High School, Tyler, Texas

**RESIDES:** Tyler, Texas

**ACQUIRED:** Free Agent, 2003

**PRO YEAR:** 3rd • YEAR WITH BRONCOS: 1st

**NFL GAMES PLAYED/STARTED:** 31/0 • **POSTSEASON:** 2/0

54

LINEBACKER

Quincy Stewart comes to Denver after playing his first two seasons in the NFL for the San Francisco 49ers (2001-02), and will add depth at linebacker. Stewart has played in 31 career games, including all 16 as a rookie, and has excelled on special teams, picking up 26 tackles, including nine solo in 2002. He was a four-year performer at Louisiana Tech, where he saw action in 46 career games and totaled 334 tackles (205 solo), 5.5 sacks and three interceptions. He signed with the Broncos as a free agent April 2, 2003.

**2002:** Stewart saw action in 15 games, mostly on special teams, finishing with team high 17 special teams tackles, but also recorded six tackles at linebacker. He posted three special teams tackles (2 solo) vs. St. Louis (10-6), and tallied three tackles (1 solo) vs. Arizona (10-27). Stewart registered one tackle and his first career interception—in the end zone to stop fourth quarter scoring threat at San Diego (11-17). Additionally, he was credited with three special teams tackles against the Chargers. He missed his only game of the season when he was inactive with neck injury at Arizona (12-21), but came back the next week and posted one tackle at St. Louis (12-30). He was credited with one special teams tackle vs. N.Y. Giants (1-5) in NFC Wild Card Game, and was inactive at Tampa Bay (1-12) in NFC Divisional Playoff Game.

**2001:** Stewart Played in all 16 games as rookie, seeing action mostly on special teams, adding nine stops. He recorded two special teams tackles (one solo) at Carolina (11-18), and tallied three more (one solo) at Indianapolis (11-25). Stewart totaled two solo tackles on special teams in NFC Wild Card Game at Green Bay (1-13), in first postseason action of career.

**COLLEGE:** Stewart was a four-year linebacker at Louisiana Tech, where he saw action in 46 games during his career. He finished with 334 tackles (205 solo), 16 tackles for loss, 5.5 sacks and three interceptions. As a senior, he totaled 78 tackles (60 solo), three sacks (19 yards) and one interception in 12 games. Stewart started all 11 games at linebacker as junior, and ranked second on team with 112 tack-



les, including four for loss, and career-high two interceptions. His sophomore season, he saw action in all 12 games, starting seven at linebacker, and registered 111 tackles and five passes defended. He appeared in all 11 games as freshman, finishing with 33 tackles, including 21 solo.

**PERSONAL:** Stewart was a fullback and linebacker at John Tyler (Texas) High School. He led the team to a state championship as junior, led team in tackles as junior and senior. He and his wife, Gladys, reside in Tyler, TX. Quincy Jermaine Stewart was born March 27, 1978 in Tyler, Texas.

#### STEWART'S REGULAR SEASON RECORD

Year	Club	G	S	UT	A	TT	S-Yds.	I-Yds.	PD	FF	FR	TD-Int.	TD-FR	S	Pts.
2001	San Fran.	16	0	0	0	0	0-0	0-0	0	0	0	0	0	0	0
2002	San Fran.	15	0	2	4	6	0-0	1-0	0	0	0	0	0	0	0
<b>CAREER TOTAL</b>		<b>31</b>	<b>0</b>	<b>2</b>	<b>4</b>	<b>6</b>	<b>0-0</b>	<b>1-0</b>	<b>0</b>	<b>0</b>	<b>0</b>	<b>0</b>	<b>0</b>	<b>0</b>	<b>0</b>

**ADDITIONAL STATISTICS:** Special teams tackles – 2001 (9), 2002 (17), TOTAL (26).

#### STEWART'S POSTSEASON RECORD

Year	Club	G	S	UT	A	TT	S-Yds.	I-Yds.	PD	FF	FR	TD-Int.	TD-FR	S	Pts.
2001	San Fran.	1	0	0	0	0	0-0	0-0	0	0	0	0	0	0	0
2002	San Fran.	1	0	0	0	0	0-0	0-0	0	0	0	0	0	0	0
<b>CAREER TOTAL</b>		<b>2</b>	<b>0</b>	<b>0</b>	<b>0</b>	<b>0</b>	<b>0-0</b>	<b>0-0</b>	<b>0</b>	<b>0</b>	<b>0</b>	<b>0</b>	<b>0</b>	<b>0</b>	<b>0</b>

**ADDITIONAL STATISTICS:** Special teams tackles – 2001 (2), 2002 (1), TOTAL (3).



### LENNY WALLS

6-4 • 192 • 2ND YR. • BOSTON COLLEGE

**BORN:** Sept. 26, 1979 in San Francisco, Calif.  
**HIGH SCHOOL:** Galileo High School, San Francisco, Calif.  
**RESIDES:** San Francisco, Calif.  
**ACQUIRED:** Rookie Free Agent, 2002  
**PRO YEAR:** 2nd • **YEAR WITH BRONCOS:** 2nd  
**NFL GAMES PLAYED/STARTED:** 13/0 • **POSTSEASON:** 0/0

35

CORNERBACK

Lenny Walls begins his second season with the Broncos, having made the 2002 roster as an undrafted rookie free agent. He played in 13 games last season, primarily in a special teams capacity, making six tackles and forcing a fumble in his first-career game. After a season of rapid development, Walls will compete for a starting job at right cornerback this season. He was a standout at Boston College, where he played two years (21 games/16 starts) and recorded 84 tackles (64 solo), including four sacks, as well as nine interceptions, 17 pass breakups and one touchdown on an interception return. He signed with the Broncos as an undrafted rookie free agent in 2002.

**2002:** Walls played in 13 games on special teams and had six tackles, to go along with a forced fumble and a fumble recovery. Walls was inactive vs. Ariz. (12/29), at the Jets (12/8) and vs. K.C. (12/15). He saw his only defensive action at Balt. (9/30), in a game in which he added two special teams tackles. Walls downed a punt on the 1-yd. line vs. Buf. (9/22). He forced a fumble by Rams kick returner Lamar Gordon in the 1st qtr. of the opener vs. St. L. (9/15), and teammate KaRon Coleman made the recovery.

**COLLEGE:** Walls spent two seasons at Boston College, where he played two years (21 games/16 starts) and recorded 84 tackles (64 solo), including four sacks, as well as nine interceptions, 17 pass breakups and one touchdown on an interception return. He transferred to B.C. from City College of San Francisco, where he played one year, 1999, and won a national junior college championship playing on the same team as Broncos' quarterback Nick Rolovich. He began his career at St. Mary's College in Moraga, Calif. (1997-98).

**PERSONAL:** Walls was team captain his senior year at Galileo High School in San Francisco, Calif., where he won the state AAA title that year. He also excelled on the track team (100m and 4x100m) and was a two-time all-city selection in basketball. Walls' twin brother, Kenny, plays basketball at B.C. Walls. He was born Sept. 26, 1979 in San Francisco, Calif.

#### WALLS' REGULAR SEASON RECORD

Year	Club	G	S	UT	A	TT	S-Yds.	I-Yds.	PD	FF	FR	TD-Int.	TD-FR	S	Pts.
2002	Denver	13	0	0	0	0	0-0	0-0	0	0	0	0	0	0	0

**ADDITIONAL STATISTICS:** Special teams tackles – 2002 (6). Forced a fumble on special teams vs. St. Louis (9/8/02).



### AL WILSON

6-0 • 240 • 5TH YR. • TENNESSEE

**BORN:** June 21, 1977 in Jackson, Tenn.  
**HIGH SCHOOL:** Central Merry High School, Jackson, Tenn.  
**RESIDES:** Aurora, Colo.  
**ACQUIRED:** Draft #1 (31st overall), 1999  
**PRO YEAR:** 5th • **YEAR WITH BRONCOS:** 5th  
**NFL GAMES PLAYED/STARTED:** 63/57 • **POSTSEASON:** 1/1

56

LINEBACKER

Al Wilson has not only developed into one of the best linebackers in the NFL, but has firmly established himself as one of the leaders on the Broncos' defensive unit over his first four seasons in Denver. The group's emotional leader, he is known for his hard-hitting style and relentless pursuit of ball-carriers. Wilson's hard work has paid off in 2002, as he earned his second straight Pro Bowl nod. Last season, Wilson led the team in tackles with 199 (158 solo) and added five sacks for -35 yards. He helped guide the defense to an overall ranking of sixth in the NFL, including fourth against the rush. Denver's defense held it's opponents to just 93.1 yards rushing per game, and 3.9 yards a carry. Wilson, in four years, has displayed the exceptional talent and bone-crushing hitting ability that made him the club's first-round draft choice (31st overall) in 1999. In 63 career games (57 starts) Wilson has posted 519 tackles (399 solo), including 14 sacks (-92), as well as three interceptions (21 ret. yds.), 23 passes defended, four forced fumbles and four fumble recoveries. He has also started one postseason game and posted six tackles (4 solo). He was selected by the Broncos in the first round (31st overall) of the 1999 NFL Draft.

**2002:** Wilson—voted to his second straight Pro Bowl and named second-team All-NFL by *Football Digest*—played in all 16 games at middle linebacker and started 15. He led the team with a career-high 199 tackles (158 solo), including five sacks (-35) to tie his career high, as well as four passes defended, a forced fumble and two fumble recoveries. Wilson's 199 tackles rank seventh on Denver's all-time single-season list, and are the most by a Bronco since Randy Gradishar posted 224 in 1983. He posted double figures in tackles in 12 of the 16 games, and had three sacks in a four-game stretch in mid-season. Wilson posted 16 tackles (14 solo) for the second consecutive week at Oak. (12/22), after recording his fifth sack of the season (-5) among his 16 stops (12 solo) at the Jets (12/8), getting to Chad Pennington for a 5-yd. loss. Wilson was not credited with a start at S.D. (12/1), but did play every snap after the first series and posted a career-high 21 tackles (18 solo), his second 20-tackle effort of the season. Versus Ind. (11/24) he recovered a Peyton Manning fumble, his second, in the 2nd qtr. which led to a Broncos touchdown. Wilson added his fourth sack of the season at Sea. (11/17), dropping Matt Hasselbeck for an 8-yd. loss. He posted his third sack of the season at N.E. (10/27) when he dropped Tom Brady for an 8-yd. loss among his 13 tackles (9 solo). He also forced a fumble in the game and posted his first two pass breakups of the season. Wilson had a then-career-high 20 tackles (17 solo) at K.C. (10/20), including a sack (-5) of Trent Green. He recovered his first fumble by Chargers' running back LaDainian Tomlinson in Wk. 5 (10/6), after it was stripped by Izell Reese. Wilson's first sack came in the opener vs. St. L. (9/8) when he dropped Kurt Warner in the 3rd qtr. for a 9-yd. loss.

**2001:** Wilson—selected to play in the Pro Bowl for the first time in his career—started all 16 games at middle linebacker and ranked second on the team with a career-high 128 tackles (98 solo), including three sacks (-25), while also adding seven passes defended and a forced fumble. He was voted a co-defensive captain for the second half of the season, along with fellow linebacker John Mobley. They joined Bill Romanowski who was selected at the beginning of the year. Wilson made at least five tackles in every game of the season. Wilson posted 11 tackles (8 solo) in the season finale at Ind. (1/6)—his second-highest total of the season—and deflected one pass. He recorded his second nine-tackle performance in as many weeks vs. Sea. (12/9) to raise his season total to 102, topping the 100-tackle plateau for the second year in a row. Wilson posted nine tackles (8 solo) at Mia. (12/2) after recording a team-high seven stops at Dal. (11/22), with one pass defended. He had nine tackles vs. Wash. (11/18), while forcing one fumble and knocking down one pass. Versus S.D. (11/11) he led the team for the second week in a row, registering seven tackles (6 solo) to go along with a pass breakup, following an eight-tackle (6 solo) effort on Monday Night Football at Oak. (11/5). At S.D. (10/21) Wilson tallied nine tackles (7 solo), including one sack of Doug Flutie for a loss of 7 yds. He made a season high 14 tackles at Sea. (10/14), including one tackle for a loss. In Wk. 4 vs. K.C. (10/7) Wilson registered four tackles and a sack of Trent Green for 10 yds. His first sack came in Wk. 2 at Ariz. (9/23), as he dropped Jake Plummer for a loss of 8 yds. Wilson posted eight tackles (6 solo) in the season opener vs. the Giants (9/10).



**2000:** Wilson played in 15 games and started 14 at middle linebacker, and ranked fourth on the team with a career-high 104 tackles (73 solo), including a career-high five sacks (-31), while also adding one forced fumble, six passes defended and three interceptions. He posted a career-high 15 tackles at K.C. (12/17) for his first career double-digit tackle effort. Wilson's third interception of the season came vs. Sea. (12/10) and was returned 20 yds. to the Seahawks' 7-yd. line to set up Denver's first touchdown in a 31-24 win. He raised his sack total to five when he dropped San Diego's Ryan Leaf for a 6-yd. loss (11/19) in Denver's 38-37 win. Wilson posted a sack in back-to-back games when he dropped Cincinnati's Scott Mitchell for a 9-yd. loss in Week 8. A week earlier vs. Cleve. (10/15) he sacked Tim Couch for an 11-yd. loss. Wilson raised his season sack total to 2 by sharing a sack of Drew Bledsoe with Trevor Pryce vs. N.E. (10/1). He returned to action in Wk. 3 at Oak. (9/17) after missing a game (vs. Atl., 9/10) with a dislocated shoulder and posted six tackles (4 solo), including 1.5 sacks (-5) of Raiders QB Rich Gannon. He also forced a fumble in the game. Wilson started at middle linebacker in the opener at St. Louis (9/4) and was spectacular, posting his first two career interceptions. His first came at the Denver 7-yd. line with St. Louis threatening, and his second came in the end zone early in the 4th qtr. as he ran stride-for-stride with Marshall Faulk and held perfect position. Wilson also added four tackles (3 solo). He dislocated his left shoulder in the contest and was inactive for Denver's Week 2 contest vs. Atlanta (9/10). Wilson did not start but played the entire Cleve. game (10/15) because the Broncos opened the game in a nickel defensive package. Wilson started at middle linebacker in the AFC Wild Card Game at Balt. (12/31) and posted six tackles (4 solo) in his first postseason game.

**1999:** Wilson played in all 16 games and started 12, and ranked third on the team in tackles with 88 (70 solo), including one sack (-1), as well as six passes defended, a forced fumble and two fumble recoveries. He also has three special teams tackles. Wilson moved into a starting role at middle linebacker in Week 3 after John Mobley was placed on injured reserve. He played the full game but did not start vs. the Jets (10/3) and Seattle (12/19) because the Broncos opened both games with an extra defensive back (Chris Watson/Tory James). After Mobley's injury in Week 2, Glenn Cadrez moved from the middle to fill Mobley's weakside spot, opening the door for Wilson. Wilson played primarily in goal-line situations and on special teams in the season-opener vs. Miami (9/13), but saw extensive action at middle linebacker at K.C. (9/19) after Mobley left the game in the 1st qtr, and posted nine tackles (8 solo). Wilson put together the finest all-around game of his young career at Oakland (10/10), matching his previous high-tackle total with 9 (8 solo), and adding a sack, a forced fumble and a pass defended. He tied his career high again at New England (10/24) with nine stops (5 solo). Wilson recovered his first NFL fumble at San Diego (11/7), at the Chargers' 31-yd. line to set up a Broncos touchdown. His second fumble recovery came vs. Seattle (12/19) and set up a Broncos field goal after a Maa Tanuvasa sack of Jon Kitna, which produced the fumble.

**COLLEGE:** Wilson was a four-year letterwinner and three-year starter at Tennessee, where he was team captain as a senior, helping lead the Volunteers to a 13-0 record and the National Championship. Starting at middle linebacker he recorded 77 tackles (54 solos) with four sacks (-41) and six stops for losses (-7). Wilson was a second-team All-America selection by *Football News*, American Football Coaches Association and the Football Writers Association, and was a first-team All-Southeastern Conference pick. He was an Associated Press second-team All-SEC selection as a junior, starting at left outside linebacker and also calling the defensive signals. Wilson also started at left outside linebacker as a sophomore. He majored in educational business training.

**PERSONAL:** Wilson was a *Blue Chip Illustrated*, *SuperPrep* and *Prep Football Report* All-America selection at Central Merry High School in Jackson, Tenn., as well as all-state and West Tennessee Player of the Year by the Lawrenceburg Quarterback Club. He recorded 163 tackles with three forced fumbles as a linebacker and rushed for 1,160 yards with 15 touchdowns his senior year. He rushed for more than 1,000 yards in each of his three years on offense — two at tailback and one at quarterback. Wilson was a three-year starter for a team that reached the playoffs in his junior and senior seasons. He also participated in basketball and track. Aldra Kauwa Wilson was born June 21, 1977 in Jackson, Tenn. He has a son, Carrington Demond Wilson (5), and resides in Aurora, Colo.


#### WILSON'S REGULAR SEASON RECORD

Year	Club	G	S	UT	A	TT	S-Yds.	I-Yds.	PD	FF	FR	TD-Int.	TD-FR	S	Pts.
1999	Denver	16	12	70	18	88	1-1	0-0	6	1	2	0	0	0	0
2000	Denver	15	14	73	31	104	5-31	3-21	6	1	0	0	0	0	0
2001	Denver	16	16	98	30	128	3-25	0-0	7	1	0	0	0	0	0
2002	Denver	16	15	158	41	199	5-35	0-0	4	1	2	0	0	0	0
<b>CAREER TOTAL</b>		<b>63</b>	<b>57</b>	<b>399</b>	<b>120</b>	<b>519</b>	<b>14-92</b>	<b>3-21</b>	<b>23</b>	<b>4</b>	<b>4</b>	<b>0</b>	<b>0</b>	<b>0</b>	<b>0</b>

**ADDITIONAL STATISTICS:** Special teams tackles — 1999 (3), 2000 (1), TOTAL (4).

#### WILSON'S POSTSEASON RECORD

Year	Club	G	S	UT	A	TT	S-Yds.	I-Yds.	PD	FF	FR	TD-Int.	TD-FR	S	Pts.
2000	Denver	1	1	4	2	6	0-0	0-0	0	0	0	0	0	0	0





## 2003 DENVER BRONCOS DRAFT CHOICES BY ROUND

Rd.	Choice	Player	Pos.	Ht.	Wt.	School
1	20	George Foster	T	6-5	338	Georgia
2	51	Terry Pierce	LB	6-1	251	Kansas State
4a	108	Quentin Griffin	RB	5-7	195	Oklahoma
4b	114	Nick Eason	DT	6-3	301	Clemson
4c	128	Bryant McNeal	DE	6-4	248	Clemson
5a	157	Ben Claxton	C	6-2	301	Mississippi
5b	158	Adrian Madise	WR	5-11	215	TCU
6	194	Aaron Hunt	DE	6-3	270	Texas Tech
7a	227	Clint Mitchell	DE	6-6	257	Florida
7b	235	Ahmaad Galloway	RB	5-11	223	Alabama



## GEORGE FOSTER

6-5 • 338 • GEORGIA

**BORN:** June 9, 1980 in Macon, Ga.  
**HIGH SCHOOL:** Southeast High School, Macon, Ga.  
**RESIDES:** Macon, Ga.  
**DRAFTED:** First Round (20th overall)

72

TACKLE

George Foster has a solid, athletic frame with very quick feet and good strength. He played in 43 career games at Georgia, making 10 starts. Generating a strong finish once he gets his hands on the defender, he is very quick out of his stance and stays focused at the job in hand. Foster sits well, keeps his weight over his feet, and is a strong reach blocker who delivers a powerful hand punch. Regarded as the Bulldog's best combination blocker (pass/rush), the two-year starter provided valuable leadership and depth to the offensive line with his ability to play either tackle position. Foster saw his senior season hindered after suffering a right wrist injury in a car accident in August 2002, but returned the lineup for the final nine games of the season.

**2002:** Foster dislocated his right wrist in an auto accident in August, which left him sidelined for several weeks. He came back and appeared in the final nine games of the year, making one start at strong-side tackle vs. Kentucky, in which he registered eight knockdowns and cleared a rush lane used by tailback Ronnie Powell to score a 1-yard touchdown. Against Auburn, his block leveled a pair of defenders to spring tailback Musa Smith for a 32-yard touchdown run as the team totaled 335 yards. He was the recipient of Bill and Jane Young Endowed Football Scholarship. Foster was a member of a team that won Georgia's first SEC championship in 20 years, defeated Florida State for the Nokia Sugar Bowl title, set school record for most victories in a season (13) and finished with a final national ranking of No. 3. He helped pave the way for the SEC's top scoring offense (32.14) and passing efficiency offense (138.91). At the conclusion of the season, he was selected to play in the Senior Bowl postseason all-star game.

**2001:** Foster started the final eight games of the season at left offensive tackle, including the Music City Bowl vs. Boston College. He helped the offense generate 4,761 yards, making 55 key blocks/knockdowns as the front wall ranked second in the Southeastern Conference by allowing only 15 quarterback sacks. Against Vanderbilt, he posted seven knockdowns, and cleared a rush lane for Musa Smith's 3-yard touchdown run as the Bulldogs totaled 444 yards. Foster added six knockdowns, including one that allowed fullback Verron Haynes to score on a 26-yard run as the team gained 268 yards rushing against Mississippi. Foster was the recipient of Bill and Jane Young Endowed Football Scholarship.

**2000:** Foster was a key member of the offensive line's second unit, lining up at right tackle. One of Georgia's top offensive line reserves, he played in every game of the season (12), and in the Bulldog's 37-14 victory over Virginia in the 2000 Oahu Bowl, Georgia's fourth consecutive bowl victory.

**1999:** Foster played in every game, earning his first career start in the Bulldogs' game against Louisiana State at right tackle. He earned valuable playing time in Georgia's 28-25 come-from-behind overtime victory over Purdue in the Outback Bowl—the biggest comeback in bowl history (from 0-25 deficit) and the first major sporting event of the 21st century (11:07 a.m., Jan. 1, 2000).

**1998:** Foster redshirted as a freshman.


**HIGH SCHOOL:** Foster attended Southeast (Macon, Ga.) High School and was named AAAA All-State first-team by the *Atlanta Journal-Constitution* and the Georgia Sports Writers Association. He was

named to the Super Southern 100 and Top 50 in Georgia by the *Atlanta Journal-Constitution* and the *Macon Telegraph's* "Sweet 16". An all-city pick in his junior and senior seasons, Foster also earned all-Middle Georgia honors as a senior by the *Macon Telegraph*. He was the Most Valuable Team Lineman his junior and senior seasons, and named a team captain his senior season. Foster had 25 tackles and seven quarterback sacks his senior season, and was the recipient of the Coaches' Most Improved Player Award in both his sophomore and junior seasons.

**PERSONAL:** Foster was born June 9, 1980 in Macon, Ga.

## FOSTER'S COLLEGIATE RECORD — GEORGIA

Year	G	S
1999	12	1
2000	12	0
2001	10	8
2002	9	1
<b>CAREER TOTALS</b>	<b>43</b>	<b>10</b>



## TERRY PIERCE

6-1 • 251 • KANSAS STATE

**BORN:** June 21, 1981 in Fort Worth, Texas  
**HIGH SCHOOL:** Western Hills High School, Fort Worth, Texas  
**RESIDES:** Fort Worth, Texas  
**DRAFTED:** Second Round (51st overall)

58

LINEBACKER

Terry Pierce was the undisputed leader of the Kansas State defensive unit, and has a knack for feeling out the play while it is developing. The three-year starter for the Wildcats recorded 216 tackles (145 solos) with eight sacks (-49 yards), 33 stops for losses of 103 yards, one interception, a forced fumble, a fumble recovery and 10 deflected passes in 35 career games. Pierce earned All-American second-team honors, and was an All-Big 12 Conference first-team selection by *The NFL Draft Report*, earning second-team All-Big Twelve honors from the league's coaches his senior year. He is the type of linebacker that fills holes with force and has superb quickness at the point of attack. Using his strength to easily disengage from the larger blockers, he utilizes his hands and arms to deliver a solid jolt to tight ends in the short area passing game.

**2002:** Pierce earned All-American second-team honors, and was an All-Big 12 Conference first-team selection by *The NFL Draft Report*, earning second-team All-Big 12 honors from the league's coaches. Pierce also earned academic all-district as a senior. He lined up at middle linebacker, recording a career-high 110 tackles (70 solo) with five sacks (-39 yards) and 16 stops for losses of 63 yards. Additionally, he deflected six passes, had one quarterback pressure and one caused a fumble. Against Western Kentucky, Pierce posted eight tackles (7 solo) with one stop behind the line of scrimmage, and he had 10 tackles (7 solo) against Eastern Illinois. Pierce registered 12 tackles (6 solo) and returned an onside kickoff six yards against Southern California, which earned him Big 12 Co-Defensive Player of the Week honors. Against Colorado, he was in on eight tackles (6 solo) with one pressure. Pierce deflected three passes and made seven tackles (4 solo) against Oklahoma State. In the Wildcats game against Texas, he collected 12 tackles (7 solo), assisted in sacking Chris Simms for a 3-yard loss and made another stop behind the line of scrimmage. He followed that game up with 10 tackles (5 solo), 1.5 sacks (-6 yards) and a deflected pass against Baylor. In the following game against Iowa State, he had 10 tackles (9 solo), sacked QB Seneca Wallace for an 18-yard loss and recovered a fumble. Pierce closed out his career with two stops for minus 7 yards, two pass deflections and six tackles (4 solo), against Arizona State in the Holiday Bowl.

**2001:** Pierce was an All-Big 12 Conference first-team selection by *The NFL Draft Report* and the *Kansas City Star*, adding honorable mention from Associated Press and the league's coaches. In addition, he was an academic All-Big 12 Conference choice, and named the Wildcat's Most Improved Defensive Player for the second-straight year. Playing in 11 games with 10 starts at middle linebacker, he recorded 68 tackles (49 solo) with two sacks (-10 yards) and 11 stops for losses of 26 yards. He

posted a career-high 12 tackles, including a career best 10 solo stops, at Nebraska (11/10), and was one of three Wildcats with double-figure tackles against the Cornhuskers, joining Josh Buhl and Jon McGraw. Pierce twice led the team in tackles with eight vs. Texas A&M (10/20) and nine at Iowa State (11/3), and was credited with five solo tackles in the opener at USC (9/8). He picked up his first sack of the season against New Mexico State (9/22) to highlight five tackles on the day, including two tackles for a loss. Pierce had nine tackles against Colorado (10/6), including eight solo stops, and registered a team-high eight tackles against Texas A&M (10/20). Against Iowa State (11/3), he had a season-high three tackles for a loss, including one sack, to go with team best nine tackles.

**2000:** Pierce was a freshman All-American second-team pick by *The Sporting News*, and named Big 12 Conference Defensive Freshman of the Year by the league's coaches—the fourth Wildcat under Bill Snyder to be named Big 12 Conference Defensive Freshman of the Year (Chris Canty '94, Travis Ochs '95, Mark Simoneau '96). He was an academic All-Big 12 Conference choice, and listed as the team's Most Improved Defensive Player. Starting the final six games of the year and playing in 13 total, he recorded 38 tackles (26 solos) with six stops for a loss (-14 yards), one interception and three passes defended. Pierce made his defensive debut against Ball State, and racked up seven tackles (6 solos). Against Iowa State, he had three solo tackles and his first career interception. He totaled seven tackles in each game against Nebraska and Missouri, and had three tackles in the Cotton Bowl against Tennessee.


**1999:** Pierce redshirted as a freshman, and was the winner of Kansas State's Overachiever Award—given for work done in the team's strength and conditioning program.

**HIGH SCHOOL:** Pierce attended Western Hills High School in Fort Worth, where he earned all-district and all-state honors in Class 4A in 1998. He was a four-year letterwinner, and earned first team all-district as a freshman, sophomore and junior before winning district defensive MVP honors as a senior. A second-team all-state pick by the *Fort Worth Star-Telegram*, Pierce also was a third-team all-state pick by the Texas Sportswriters Association. He was the team MVP as a sophomore, junior and senior, and a *Super Prep* All-Southwest Region selection. Pierce had 93 solo, 41 assisted tackles, 10 tackles for losses of 134 yards, three interceptions (1 for touchdown), one safety, one forced fumble and one recovery in 1998, including three 20-tackle games as a senior. He averaged more than 14 tackles per game throughout his high-school career, and was labeled as the "Most-Fear'd" Defensive Player in District 9-4A as a senior. Pierce also participated in track & field for four years, finishing third at the 4A State meet for the shot put as a junior, and winning three district titles in the shot and two in the discus entering his senior year. He won the shot put and discus at the 1999 Texas Relays with a career best throw of 59-0.50 and 192-4 respectively. He set a Texas all-class record in the discus with a throw of 210-9 to become the first Texas athlete to throw the discus more than 200 feet. The toss was the 11th best all-time at the high-school level and came in the 4A regional meet.

**PERSONAL:** Terry DeWayne Pierce was born June 21, 1981 in Fort Worth, Texas. He was a pre-law major at Kanas State, and says that his ambition is to one day attend law school. Pierce's uncle, Ozell Cooks, played football at North Texas State.

#### PIERCE'S COLLEGIATE RECORD — KANSAS STATE

Year	G	S	UT	A	TT	S-Yds.	I-Yds.	PD	FF	FR	TD-Int.	TD-FR	S	Pts.
1999	11	6	26	12	38	0-0	0-0	3	0	1	0-0	0-0	0	0
2000	11	10	49	19	68	3-10	1-0	1	0	0	0-0	0-0	0	0
2001	13	13	70	40	110	5-39	0-0	6	1	0	0-0	0-0	0	0
<b>CAREER TOTALS</b>	<b>35</b>	<b>29</b>	<b>145</b>	<b>71</b>	<b>216</b>	<b>8-49</b>	<b>1-0</b>	<b>10</b>	<b>1</b>	<b>1</b>	<b>0-0</b>	<b>0-0</b>	<b>0</b>	<b>0</b>



#### QUENTIN GRIFFIN

5-7 • 195 • OKLAHOMA

**BORN:** January 12, 1981 in Houston, Texas  
**HIGH SCHOOL:** Aldine-Nimitz High School, Aldine, Texas  
**RESIDES:** Houston, Texas  
**DRAFTED:** Fourth Round (108th overall)

22

#### RUNNING BACK

Quentin Griffin is a powerfully built, compact runner with good hands and pass-catching ability. As a three-year starter at Oklahoma, Griffin rushed for 3,756 yards (5.4 avg) on 702 carries and 44 touchdowns during his career. Only Billy Sims (3,813, 1975-79), Steve Owens (3,867, 1967-69) and Joe Washington (3,995, 1972-75) gained more yards rushing in Sooners history. Griffin's 702 attempts rank second in school annals behind Owens (905), and his 44 scores rank third on the OU all-time record list behind Sims (50) and Owens (56). He also caught 146 passes for 1217 yards (8.3 avg) and six touchdowns, with only Trent Smith (154, 1999-2002) and Antwone Savage (148, 1999-2002) caught more passes in Oklahoma history. His 4,973 all-purpose yards rank second on the school's career-record chart behind Joe Washington (5783), and he joined Sims (52) and Owens (56) as the only players in school history to score 50 times in a career.

**2002:** Griffin was a consensus All-Big 12 Conference first-team selection, and started every game, rushing for a career-high 1,884 yards and 15 touchdowns on 287 carries (6.6 avg). In the process, he topped the school single season-record of 1,762 yards by Billy Sims in 1978. Griffin also snatched 35 passes for 264 yards (7.5 avg) and three scores. He scored 108 points, which was the most by a Sooner in a season since Sims tallied 132 in 1979. In addition, he gained 2,148 all-purpose yards (153.4 ypg), surpassing the OU season-record of 1,946 yards by Greg Pruitt in 1971. He ran for over 100 yards in 12 games, topping the single season-record of 10 set by Sims in 1978. His three 200-yard performances were one shy of the school-record four by Sims in 1978. Averaging 13.9 yards per carry, Griffin totaled 237 yards on 17 attempts against Tulsa. Against Missouri, he carried 16 times for 105 yards including a 53-yard score and had four catches for 44 yards. In the game against Texas, Griffin rushed 248 yards on 32 carries with a 17-yard touchdown and added a 3-yard touchdown reception. He had 21 rushes for 128 yards and a solo tackle against Colorado, and added 141 yards on 23 carries and caught a 6-yard touchdown against Texas A&M. Griffin rushed 17 times for 152 yards and three touchdowns while adding another touchdown on a 35-yard reception against Baylor, and carried 21 times for 207 yards and three touchdowns, including a 62-yarder against Texas Tech. In the Big-12 Championship Game, he rushed 29 times for 188 yards with 27 and 36-yard touchdowns, and caught four passes for 28 yards. He finished his college career in the Rose Bowl against Washington State with 144 yards on 30 attempts and a 19-yard touchdown.

**2001:** Griffin was an All-Big 12 Conference third-team pick by the league's coaches and adding honorable mention by the Associated Press. He started every game, carrying 182 times for a team-high 804 yards (4.4 avg) and nine touchdowns, and finished second on the team with 55 receptions for 440 yards (8.0 avg) and two touchdowns. His 55 catches rank third on the school's single-season record list for most ever by a running back. Griffin rushed 15 times for 71 yards and a touchdown while catching 10 passes for 111 yards and a 14-yard touchdown against North Texas. Against Tulsa, he scored three touchdowns, and carried 11 times for 90 yards and caught eight passes for 72 yards, including an 18-yard touchdown reception. He was named the MFVP of the Cotton Bowl against Arkansas, after catching nine passes for 32 yards and carrying 19 times for 56 yards.

**2000:** Griffin was an All-Big 12 Conference first-team selection by the Associated Press, adding second-team honors from the league's coaches. He also earned All-Big 12 Academic second-team honors. Griffin led the National Champion Sooners with 189 carries for 783 yards (4.1 avg) and 16 touchdowns, and was second on the squad with 45 receptions for 406 yards (9.0 avg). Against Rice, he totaled 117 yards with three touchdowns on 14 runs, and added 11 yards on three catches. He set a school game-record and tied the conference game mark as he ran for six touchdowns against Texas, while racking up 23 carries for 87 yards and two receptions for 57 yards. Against Texas A&M, he collected 70 yards and two touchdowns on 17 carries, and posted 42 yards on three receptions. Griffin rushed for 115 yards on 21 carries and made five catches for 59 yards against Oklahoma State. In the Big-12 Championship Game vs. Kansas State, he rushed for a career-long 87 yards on one carry and hauled in seven passes



for 38 yards. He finished out the season in the Orange Bowl against Florida State, helping the Sooners capture the National Championship by scoring the game's lone touchdown on a 10-yard run.


**1999:** Griffin was destined to redshirt before injuries to the Sooner running backs unit forced him into action. He missed the first seven games of the regular season, but still finished as the Sooners' second-leading rusher with 285 yards on 44 carries (6.5 avg) and four touchdowns. He added 11 catches for 107 yards (9.7 avg) and a score.

**HIGH SCHOOL:** Griffin attended Aldine-Nimitz (Aldine, Tex.) High School and was the District 5A-21 Offensive Player of the Year. He was also a finalist for the Houston Area Offensive Player of the Year, after he rushed for 1,053 yards and eight touchdowns while sharing time at running back. He guided his team to a combined 22-8 record his final three seasons, including a 9-1 mark his last year.

**PERSONAL:** Quentin LaVell Griffin was born Jan. 12, 1981 in Houston, Texas.

#### GRIFFIN'S COLLEGIATE RECORD — OKLAHOMA

Year	RUSHING							RECEIVING							SCORING						
	G	S	No.	Yds.	Avg.	LG	TD	No.	Yds.	Avg.	LG	TD	TD	TDr	TDp	TDr	2pt	Pts.			
1999	4	3	44	285	6.5	42	3	11	107	9.7	25	1	4	3	1	0	0	24			
2000	12	12	189	783	4.1	87	16	45	406	9.0	36	0	16	16	0	0	0	96			
2001	12	12	182	804	4.4	35	9	55	440	8.0	47	2	11	9	2	0	0	66			
2002	14	14	287	1,884	6.6	63	15	35	264	7.5	35	3	18	15	3	0	0	108			
<b>CAREER TOTALS</b>	<b>42</b>	<b>41</b>	<b>702</b>	<b>3,756</b>	<b>5.4</b>	<b>86</b>	<b>43</b>	<b>146</b>	<b>1,217</b>	<b>8.3</b>	<b>47</b>	<b>6</b>	<b>49</b>	<b>43</b>	<b>6</b>	<b>0</b>	<b>0</b>	<b>294</b>			



### NICK EASON

6-3 • 301 • CLEMSON

**BORN:** May 29, 1980 in Lyons, Ga.

**HIGH SCHOOL:** Toombs County High School, Lyons, Ga.

**RESIDES:** Lyons, Ga.

**DRAFTED:** Fourth Round (114th overall)

97

#### DEFENSIVE TACKLE

**N**ick Eason comes to Denver as one of the team's two fourth-round draft picks, and looks to make an impact on the defensive line. He is a hard worker, can hold the point and does a nice job of fighting off low blocks. As a three-year starter at Clemson, he started 35 of 47 games, recording 153 tackles (87 solo) with 15 sacks for -128 yards, 30 stops for losses of 194 yards and 38 quarterback pressures. Additionally, he caused and recovered a pair of fumbles, and deflected six passes. Following his senior year, he was named to the Goodworks Team by the American Football Coaches Association, and became just the second Tiger to be honored. He was the only Atlantic Coast Conference player to be named to the team, which honors players for their considerable community service activities. Eason will join his defensive line mate at Clemson, Bryant McNeal, this season in Denver. The Broncos selected Eason with their second of three fourth-round picks (114th overall), and McNeal with their third fourth-round pick (128th overall).

**2002:** Eason was an All-Atlantic Coast Conference first-team selection, after starting all year at weakside defensive tackle, and was the first player in school history to graduate with two years of eligibility remaining. On the season, he recorded 62 tackles (36 solo) and ranked second on the team with seven sacks for minus 63 yards. Additionally, he picked up nine stops for losses of 70 yards and had 17 quarterback pressures. Against Louisiana Tech, Eason had four pressures, a 12-yard sack and seven tackles (6 solo). He posted six tackles (4 solo), two sacks for minus 29 yards and two pressures against Georgia Tech. Eason tallied six tackles (4 solo), including one for a 5-yard loss against Virginia, and was credited with an eight-tackle performance against Wake Forest. He had seven tackles (6 solo), two sacks for losses of 9 yards and two pressures against Duke, and closed with six tackles (4 solo), including an 8-yard sack, two stops for losses of 10 yards and two pressures against North Carolina.

**2001:** Eason started every game at strongside defensive tackle except one (vs. North Carolina State), recording 37 tackles (19 solo) with seven stops for losses of 19 yards and 10 quarterback pressures. He also had two fumble recoveries and deflected two passes. Against Central Florida, Eason posted three tackles and a stop for a 2-yard loss, while against Wofford, he garnered six tackles (4 solo),

including one for a 6-yard loss and recovered a fumble. Against both Florida State and Duke, Eason made four tackles and a stop behind the line of scrimmage. He delivered a season-high five tackles with a stop for a 2-yard loss against Wake Forest, and finished the season with three tackles against Louisiana Tech in the Humanitarian Bowl.

**2000:** Eason was named Clemson's Defensive MVP, which was quite an honor considering he was a member of a defense that featured four first-team All-ACC players (award was voted on by the Clemson coaches). He also won the Hustle Award on defense and the Dedication Award for the defense. Eason tied with All-American Keith Adams as the team leader in quarterback sacks with seven (tied for eighth in the ACC), and ranked 12th on the Clemson team and second among defensive linemen in tackles with 36 (21 solo). Of those 36 tackles, his 11 stops for losses of 97 yards ranked second behind Adams. Eason posted a 9-yard sack against The Citadel, and registered a 9-yard sack against Missouri. Against Wake Forest, he posted four tackles including a 5-yard sack and two stops for losses of 11 yards. Eason picked up an 8-yard sack, two stops for minus 22 yards and three solo hits against Duke. He came back with five tackles (4 solo), an 11-yard sack and two stops behind the line of scrimmage against North Carolina, made a season-high nine tackles (6 solo), including a 7-yard sack and two stops for losses of 20 yards against Georgia Tech.

**1999:** Eason started the season opener at weakside defensive end vs. Marshall and appeared in every game, recording 18 tackles (11 solo), one sack for 2 yards and three stops for losses of 8 yards. He picked up his first career sack vs. North Carolina, and posted three hits and a stop for a 4-yard loss against Maryland. He collected a season-high five tackles including a stop for a 2-yard loss against South Carolina.


**1998:** Eason redshirted as a freshman.

**HIGH SCHOOL:** Eason attended Toombs County (Lyons, Ga.) High School and averaged over 10 tackles per game as a senior, and collected 75 tackles, eight sacks, and seven recovered fumbles as a junior. He earned Class 2A all-state honors as a tight end and all-conference as a junior and senior, in addition to being a WTOC first-team selection. A four-year letterman in football, he played in the Georgia North/South All-Star Game. Eason also was named the Class 2A Georgia Basketball Player of the Year, and earned All-Region on the hardwood. Adding a third sport to his resume, Eason was a two-year letterman in track, and also received the U.S. Marine Corp Excellence Award.

**PERSONAL:** Eason graduated in August, 2001 with a degree in Sociology, and is presently working on his master's degree in Human Resource Development. One of the leaders at Clemson in terms of community service, he was honored with a Top Six Award, which is presented by the ACC to the top six student-athletes at each school in terms of community service. He was named a Top Six winner each of the past four years, the only ACC athlete to hold that distinction. After football, he aspires to work for the secret service. An active participant in FCA, he traveled to Spain with an FCA group, where he lectured to youth groups about American sports, and also worked out with a Spanish Rugby team. Born Nicholas Eason on May 29, 1980, he resides in Lyons, Georgia.

#### EASON'S COLLEGIATE RECORD — CLEMSON

Year	G	S	UT	A	TT	S-Yds.	I-Yds.	PD	FF	FR	TD-Int.	TD-FR	S	Pts.
1999	12	1	11	7	18	1-2	0-0	2	0	0	0	0	0	0
2000	11	11	21	15	36	7-63	0-0	1	2	0	0	0	0	0
2001	12	11	19	18	37	0-0	0-0	2	0	2	0	0	0	0
2002	12	12	36	26	62	7-63	0-0	1	0	0	0	0	0	0
<b>CAREER TOTALS</b>	<b>47</b>	<b>35</b>	<b>87</b>	<b>66</b>	<b>153</b>	<b>15-128</b>	<b>0-0</b>	<b>6</b>	<b>2</b>	<b>2</b>	<b>0</b>	<b>0</b>	<b>0</b>	<b>0</b>

**BRYANT McNEAL****6-4 • 248 • CLEMSON**

**BORN:** July 13, 1979 in Swansea, S.C.  
**HIGH SCHOOL:** Swansea High School, Swansea, S.C.  
**RESIDES:** Swansea, S.C.  
**DRAFTED:** Fourth Round (128th overall)

**90****DEFENSIVE TACKLE**

**B**ryant McNeal will join his former Clemson teammate, Nick Eason, as a pair of defensive linemen looking to add depth to the Broncos' defensive line. A two-year starter for the Tigers, McNeal recorded 156 tackles (89 solo), 21 sacks (-147 yards), 46 quarterback pressures, five forced fumbles and two fumble recoveries in 48 career games (25 starts). One of the top pass rushers in college football, McNeal has drawn comparisons to Miami Dolphin Jason Taylor for his explosive burst off the line of scrimmage. He is quick off the snap and shows the ability to use his hands effectively to escape blocks. Additionally, McNeal has good ball reaction skills, dropping off in coverage quickly, plus he keeps his feet and strings plays wide with his lateral agility. McNeal was the third of three fourth round (128th overall) selections by the Broncos in this year's draft.

**2002:** McNeal was an All-Atlantic Coast Conference second-team selection after he recorded a career-high 64 tackles (40 solo) and led the team with eight sacks for minus 56 yards. He added 14 quarterback pressures, three deflected passes and a fumble recovery. Against Georgia, McNeal recovered a fumble and raced 55 yards for a touchdown, adding four tackles with two pressures. He made four tackles, a pressure and deflected a pass against Louisiana Tech. In the Tigers' game against Ball State, McNeal registered five tackles, two sacks for minus 16 yards and one pressure, and followed that up with a 10-yard sack, six tackles and a pressure against Virginia. McNeal totaled six solo tackles and a pressure against Wake Forest, and made five tackles (3 solo), including a stop for a 4-yard loss, three pressures and a pass deflection vs. Duke. Against North Carolina, McNeal posted five tackles (4 solo), a pressure and an 8-yard sack, while against Maryland, had five tackles, adding a 10-yard sack, a pass break-up and two stops behind the line of scrimmage. He collected seven tackles including a 5-yard sack vs. South Carolina.

**2001:** McNeal earned the Solid Rock Award, given to the team's most consistent down lineman, after finishing third in the Atlantic Coast Conference with eight sacks (-51 yards), and tying for second in caused fumbles with four, and ninth in stops for losses with 12 for minus 61 yards. He added 18 quarterback pressures and a pass deflection, and also recovered a fumble. Against Wofford, McNeal made six tackles (4 solo), two sacks for minus 15 yards, four stops for losses of 19 yards and a pressure. He posted six tackles and three pressures against Georgia Tech, and against North Carolina, had a 3-yard sack, six tackles and two stops behind the line of scrimmage. In the Tigers' game vs. Wake Forest, McNeal recorded a career-high 11 tackles (5 solo), including a 17-yard sack. He collected five tackles (3 solo) with a pressure and a stop for a 5-yard loss against Louisiana Tech.

**2000:** McNeal played in every game, recording 23 tackles (10 solo) with two sacks for minus 13 yards and three stops for losses of 14 yards. He was credited with six quarterback pressures and caused a fumble. Against Wake Forest, McNeal totaled four assisted stops, and picked up a 3-yard sack. McNeal came back with a 10-yard sack and a season-high five tackles against Maryland, and played in the Gator Bowl against Virginia Tech.

**1999:** McNeal was named the team's Defensive Rookie of the Year, and played in every game as a reserve defensive end, recording 15 tackles (9 solo) with three sacks for minus 27 yards and six stops for losses of 40 yards. He also was credited with eight quarterback pressures. Against Marshall, he had two tackles and two pressures, and against North Carolina, McNeal registered his first career sack (-9 yards). Against Wake Forest, he picked up a 9-yard sack and made three solo stops. McNeal posted three tackles, a 9-yard sack, two stops for losses of 15 yards and a pressure against South Carolina, and finished the year in the Peach Bowl against Mississippi State with an assisted tackle and a pressure.

**1998:** McNeal redshirted as a freshman.


**HIGH SCHOOL:** McNeal attended Swansea (S.C.) High School and was a Class 2A All-State and All-Region selection both his senior and junior seasons. In addition to playing in the North-South All Star game, he was the region Defensive Player of the Year. An All-Area Lineman of the Year, McNeal was voted the team's Defensive Player of the Year. McNeal was a *High School Sports Report* Top 100 selec-

tion, a *Super Prep* honorable mention All-American and a *PrepStar* All-American defensive lineman. He also was a three-year letterman in basketball and one year letterman in track, and was voted the basketball squad's MVP in his senior season. As an all-area selection in basketball his senior season, he averaged 12 points and 10 rebounds a game.

**PERSONAL:** McNeal was a Parks, Recreation and Tourism Management major at Clemson and comes from a large family (6 brothers and five sisters). Born Bryant Ashley McNeal on July 13, 1979, he resides in Swansea, S.C.

**McNEAL'S COLLEGIATE RECORD — CLEMSON**

Year	G	S	UT	A	TT	S-Yds.	I-Yds.	PD	FF	FR	TD-Int.	TD-FR	S	Pts.
1999	12	0	9	6	15	3-17	0-0	0	0	0	0	0	0	0
2000	12	1	10	13	23	2-13	0-0	0	1	0	0	0	0	0
2001	12	12	30	24	54	8-51	0-0	1	4	1	0	0	0	0
2002	12	12	40	24	64	8-56	0-0	3	0	1	0	0	0	0
<b>CAREER TOTALS</b>	<b>48</b>	<b>25</b>	<b>89</b>	<b>67</b>	<b>156</b>	<b>21-147</b>	<b>0-0</b>	<b>4</b>	<b>5</b>	<b>2</b>	<b>0</b>	<b>0</b>	<b>0</b>	<b>0</b>

**BEN CLAXTON****6-2 • 301 • MISSISSIPPI**

**BORN:** July 30, 1980 in Dublin, Ga.  
**HIGH SCHOOL:** Dublin High School, Dublin, Ga.  
**RESIDES:** Dublin, Ga.  
**DRAFTED:** Fifth Round (157th overall)

**53****CENTER/GUARD**

**B**en Claxton comes to the Broncos as the team's first of two fifth-round draft choices (157th overall). Displaying the quickness needed to consistently get off the snap, his fluid lateral agility, showing proper slide on the move will help him compete for a spot on the final roster. A mainstay on what was regarded as one of the nation's best offensive lines at Mississippi, Claxton anchored a front wall that allowed the fewest quarterback sacks of any team in the Southeastern Conference over the last four years (50 total, Georgia is second with 84). He played in 44 career games for the Rebels, while making 37 starts.

**2002:** Claxton was an All-Southeastern Conference first-team selection by The Sports Xchange, a second-team pick from the league's coaches and was an All-American third-team choice by *The NFL Draft Report*. He was also the recipient of the J. Richard Price Courage and Compassion Award, which goes to a rising senior interior lineman who, in the opinion of his coaches, has demonstrated extraordinary courage and unusual compassion in his dedication to his team and to Ole Miss. Claxton was also nominated for the Rimington Award, given annually to the nation's top center, and was One of 15 players nominated for the National Football Foundation and College Hall of Fame National Scholar-Athlete post-graduate Scholarship Award. Seeing action in every game and starting 12, Claxton did not allow a sack (the team had the fewest sacks in the SEC, 17) and delivered 97 key blocks/knockdowns for an offense that generated 4,663 yards. Against Louisiana-Monroe, he was credited with touchdown-resulting blocks on runs of 1 and 4 yards by Robert Williams as the team totaled 378 yards. Following that up against Memphis, he blocked defensive end Tony Brown to protect Eli Manning's blind side as the Ole Miss quarterback tossed a 20-yard touchdown to Bill Flowers. He took down defensive tackle Tron LaFavor as Pearson burst up the middle for a 4-yard touchdown run in a 17-14 upset victory over Florida, and finished the day with eight knockdowns. Against Arkansas State, he posted 10 knockdowns, including a key hit that let Manning find the time to lob a 2-yard touchdown to Flowers as the offense piled up 508 yards. Claxton was named Ole Miss Quarterback Club Player of the Week after the game against Alabama. In the Rebels' game against Mississippi, he halted a blitz by upending strong safety Michael Gholar on Manning's 77-yard touchdown bomb to Chris Collins, and later blocked linebacker Mario Haggan as Manning went into the end zone for a 1-yard scoring run. Claxton played in the Independence Bowl against Nebraska and delivered a block on nose guard Jon Clanton as Toward Sanford went up the middle for a 1-yard touchdown run. The team amassed 365 yards vs. the Huskers.

**2001:** Claxton was a consensus All-Southeastern Conference second-team choice by the league's coaches and the Associated Press, after he started every game. He made 83 key blocks/knockdowns on an offensive line that allowed the fewest sacks (10) in the SEC, and helped the offense average 415.0 yards per game. Against Murray State, Claxton teamed with left tackle Terrence Metcalf to clear a path for a 1-yard touchdown run by tailback Joe Gunn as Ole Miss totaled 499 yards. He sent defensive tackle Demarco McNeil to the ground with a block to spring fullback Charles Stackhouse for a 5-yard touchdown run as the team gained 315 yards against Auburn. He made a timely upfield block on defensive end Dennis Johnson when Chris Collins took a reverse for a 36-yard scoring scamper around the left side, as the offense piled up 497 yards vs. Kentucky. In the season finale, Claxton made nine knockdowns, including one that upended linebacker Hunter Hillenmeyer on Gunn's 10-yard touchdown run, as the team closed with 487 yards vs. Vanderbilt.

**2000:** Claxton appeared in eight games, making two starts. He opened the year as the starting center, but suffered a fractured left ankle in the season opener vs. Tulane, and missed four games. Claxton returned to action later in the season, and earned a starting job in the Music City Bowl vs. West Virginia, where he blocked defensive tackle Antwan Lake on Eli Manning's 23-yard touchdown pass to Jamie Armstrong as the team gained 484 yards.

**1999:** Claxton was a freshman All-American choice by *The Sporting News*, and an Freshman All-SEC team pick by the *Knoxville News Sentinel* on an offensive line that allowed only 16 sacks, the second-lowest total in the conference. He received the Offensive Newcomer Award from Rebel Club of Jackson, after he saw action on virtually every play, starting 12 games. The Rebels averaged 182.5 yards rushing, which ranked second in the SEC.


**1998:** Claxton played vs. Memphis and Vanderbilt, before injuring his right knee and missing the remainder of the season. He was awarded a medical hardship, thereby retaining four years of eligibility. Additionally, he received the National Football Foundation and College Hall of Fame Scholar-Athlete Award from the Ole Miss Chapter.

**HIGH SCHOOL:** Claxton attended Dublin (Ga.) High School, where he was a first-team All-State AAA pick in 1997, and also ranked as a Top 21 recruit in Middle Georgia. He also earned first-team All-Region 2-AAA, first-team Heart of Georgia and first-team All-Middle Georgia. Claxton was one of Max Emfinger's National Super 800 Bluechips, and was selected to play in the Georgia-Florida High School All-Star Game in Atlanta's Georgia Dome. As a junior in 1996, Claxton was first-team All-Region 2-AAA, Heart of Georgia All-Star, All-Middle Georgia, and honorable mention All-State. He helped lead Dublin High to a 13-2 record and the 1994 North Georgia Class AAA title. In the ninth grade, he started out at center, but was moved to guard. Claxton earned three letters in football and two in wrestling, and placed second in the Georgia 3-AAA wrestling finals. Additionally, he received the Highest Academic Award in wrestling, and was a Dublin Booster Club Scholar-Athlete in 1997. Claxton was awarded Eagle Scout in 1998, and was a Beta Club member four years.

**PERSONAL:** Ben Zachariah Claxton was born July 30, 1980, and resides in Dublin, Ga. He is the son of M.Z. and Nancy Claxton, and his twin brother, Jon, was a reserve running back and teammate at Mississippi (1998-2002).

#### CLAXTON'S COLLEGIATE RECORD — MISSISSIPPI

Year	G	S
1998	2	0
1999	12	12
2000	8	2
2001	11	11
2002	13	12
<b>CAREER TOTALS</b>	<b>46</b>	<b>37</b>



## ADRIAN MADISE

5-11 • 215 • TCU

**BORN:** March 23, 1980 in Lancaster, Texas  
**HIGH SCHOOL:** Lancaster High School, Lancaster, Texas  
**RESIDES:** Lancaster, Texas  
**DRAFTED:** Fifth Round (158th overall)

13

### WIDE RECEIVER

Adrian Madise is a fast, explosive player, who can come in and add depth to the Broncos receiving corps and be a nice addition returning kicks. A two-year letterwinner at TCU, Madise made 82 catches for 1,343 yards (16.4 avg) and seven touchdowns in 22 games for the Horned Frogs. He will make the tough catches in the crowd and is quick to tuck the ball away and head upfield after the reception. An unheralded athlete who seemingly came out of nowhere after transferring from Middle Georgia Junior College, he earned the team's MVP honors as a junior. His greatest strength might be his ability to adjust to the ball while it's in the air, and he is also known for his excellent work ethic and great attitude. Madise was the Broncos second of two fifth round selections (158th overall) in the 2003 Draft.

**2002:** Madise played in 11 games, starting 10 at wide receiver. He led the team with 32 receptions for 524 yards (16.4 avg) and two scores. The touchdowns came against Army, where he had three catches for 77 yards, and against Louisville, on a 20-yard pass. Against Northwestern, he had catches for 85 yards, and four receptions for 74 yards vs. Houston. In the Liberty Bowl vs. Colorado State, Madise gained 16 yards on two catches.

**2001:** Madise, despite not joining the team until August, earned the Rogers Trophy as the team's Most Valuable Player. He started the final eight games, leading the team with 50 receptions (sixth best season total in school history) for 819 yards and five touchdowns. Against Northwestern State (La.), Madise caught six passes for 99 yards including a 23-yard touchdown, and came back with a career-high 10 passes for 109 yards and a 12-yard touchdown vs. East Carolina. He gained 104 yards on six catches against Alabama-Birmingham, and caught four passes for 116 yards including an 80-yard touchdown (7th longest in school history) against Louisville. Against Southern Mississippi, Madise became the first player in school history to gain over 100 yards receiving in a fourth straight game as he totaled 177 yards on six catches and a touchdown.

**2000:** Madise finished his sophomore season at Middle Georgia Junior College by catching five passes, of which four went for touchdowns.

**2000:** Madise played primarily on special teams at Middle Georgia Junior College, where he returned two kickoffs for touchdowns and blocked three punts.


**HIGH SCHOOL:** Madise attended Lancaster (Tex.) High School, where he lettered twice in football and three times in track.

**PERSONAL:** Born Adrian James Madise on March 23, 1980, he is the son of Andrea and Martin Madise. He resides in Lancaster, Texas.

#### MADISE'S COLLEGIATE RECORD — TCU

Year	Club	G	S	No.	Yds.	Avg.	LG	TD	RECEIVING						SCORING			
									TD	TDp	TDt	TDp	TDt	2pt	Pts.			
2001	TCU	11	8	50	819	16.3	80	5	5	0	5	0	0	0	30			
2002	TCU	11	10	32	524	16.4	65	2	2	0	2	0	0	0	12			
<b>CAREER TOTALS</b>		<b>22</b>	<b>18</b>	<b>82</b>	<b>1,343</b>	<b>16.4</b>	<b>80</b>	<b>7</b>	<b>7</b>	<b>0</b>	<b>7</b>	<b>0</b>	<b>0</b>	<b>0</b>	<b>42</b>			



**AARON HUNT****6-3 • 270 • TEXAS TECH**

**BORN:** June 19, 1980 in Denison, Texas  
**HIGH SCHOOL:** Denison High School, Denison Texas  
**RESIDES:** Denison, Texas  
**DRAFTED:** Sixth Round (194th overall)

**94****DEFENSIVE END**

**A**aron Hunt—the all-time career leader in sacks at Texas Tech—has the speed and quickness to make an instant impact on Denver's defensive line. As a four-year letterman, Hunt played in 47 games, making 192 total tackles (121 solo), 25 sacks for -150 yards, eight passes defended, seven forced fumbles and scored two touchdowns. In the first game of his senior season, he recorded three sacks and became the Red Raiders all-time leader in sacks, passing the mark set by former Broncos defensive tackle Montae Reagor. In addition, he also set the Big 12 record for career sacks. Hunt was the Broncos sixth-round selection (194th overall) of the 2003 Draft.

**2002:** Hunt had a great senior season and left Texas Tech as the school's all-time leader in sacks. He made 108 tackles (62 solo) that year, and added nine sacks (-57 yards), one forced fumble and four passes defended. The *Dallas Morning News* named him All-Big 12 first team, and earned honorable mention All-Big 12 by the coaches. In the first game of the season against Ohio State, Hunt set the Texas Tech career sack record with first sack of the season, and finished the game with a career-high three. He also made eight stops, four tackles for 20 lost yards, a forced fumble and a quarterback hurry in the game. Against Texas, he picked up the 32nd sack of his career, and set the Big 12 sack record with one against Oklahoma State. Hunt posted a solid performance with a season and career-high 18 tackles against Iowa State, logged nine stops and two tackles for loss in a win over New Mexico. Against N.C. State, Hunt recorded six tackles, including one for loss, and also blocked a field goal and had a quarterback pressure. In the Tangerine Bowl vs. Clemson, Hunt closed his career with impressive 10-tackle performance, including four sacks.

**2001:** Hunt was named a *Football News* third-team All-American and first-team All-Big 12, while adding All-Big 12 second team honors as voted by the coaches. He racked up 85 total tackles (57 solo), and added 12 sacks for -83 yards. The *Dallas Morning News* and the Associated Press named him first-team All-Big 12, and finished the season second place all-time at Tech with 25 career sacks. He trailed former Broncos defensive tackle Montae Reagor by a half of a sack, with his senior season left to play. Hunt had an impressive effort vs. Iowa when he made five tackles, including four for loss and two sacks. Against Oklahoma, he had 11 tackles and two sacks, and made eight tackles and two sacks vs. Oklahoma State. Hunt had another fine effort vs. Texas A&M, by making 12 tackles, two tackles for loss and one sack. A career-high three sacks and four tackles for loss helped Hunt finish the Kansas State game with 12 total stops. Hunt had six tackles, including two for loss, two forced fumbles and logged a sack for a seven-yard loss vs. New Mexico.

**2000:** Hunt developed into a strong defensive end his sophomore year, making many big plays on the season, including a 63-yard fumble return for a touchdown. He was named second-team All-Big 12 by *The Sporting News*, after posting 71 total tackles (43 solo) and eight sacks for -27 yards. Against Oklahoma, Hunt recorded eight stops, one QB hurry and one pass deflection. Hunt posted a great defensive effort vs. Oklahoma State by making six tackles (5 solo), two quarterback hurries and also blocked a field goal that was returned for a touchdown. He recorded seven tackles, including one for loss against Kansas, and make 10 tackles with one pass deflection vs. Kansas State. Hunt was solid against Baylor posting five tackles, including three sacks, and against New Mexico made three tackles and had a 63-yard fumble return for a touchdown.

**1999:** Hunt emerged as one of top young defensive players and big play makers in Big 12, as he was named a third-team freshman All-American. He played in 10 games and started one, finishing the season with 36 total tackles. Despite missing the Texas game and most of Iowa State game with a knee sprain, he still finished second on team with five sacks (-40). Hunt's shining moment defensively came when scooped up a fumble and returned it 53 yards for a touchdown at Arizona State and recorded four quarterback pressures.


**1998:** Hunt redshirted in 1998.

**HIGH SCHOOL:** Hunt was a first-team class 4A all-state selection as defensive end by the Associated Press, and a first-team all-district 17-4A defensive end and tight end at Denison (Texas) High School. A two-year starter at defensive end and tight end, he was credited with 93 solo tackles, 61 assists, 35 tackles for loss, 12 sacks, four blocked punts and one interception as a senior. He also caught 16 passes for 340 yards and five touchdowns. Hunt was an All-Texoma Land selection, and lettered and started on three consecutive class state finalists. The team went 47-4 during his time there, and he was named to the "Who's Who Among Young American Athletes" list.

**PERSONAL:** Born June 19, 1980, in Denison, Texas, he is the son of Regina Hunt. His brother, Reggie, played football at TCU, and his cousin, Fred Washington, played football for the Chicago Bears of the NFL. Hunt graduated in May 2002 with a degree in communications.

**HUNT'S COLLEGIATE RECORD — TEXAS TECH**

Year	G	S	UT	A	TT	S-Yds.	I-Yds.	PD	FF	FR	TD-Int.	TD-FR	S	Pts.
1999	10	1	21	15	36	5-40	0-0	0	1	1	0	1	0	6
2000	12	12	43	28	71	8-27	0-0	4	2	1	0	1	0	6
2001	11	11	57	28	85	12-83	0-0	0	2	0	0	0	0	0
2002	14	14	62	46	108	9-57	0-0	4	1	0	0	0	0	0
<b>CAREER TOTALS</b>	<b>47</b>	<b>38</b>	<b>121</b>	<b>171</b>	<b>192</b>	<b>25-150</b>	<b>0-0</b>	<b>8</b>	<b>7</b>	<b>2</b>	<b>0</b>	<b>2</b>	<b>0</b>	<b>12</b>

**CLINT MITCHELL****6-6 • 257 • FLORIDA**

**BORN:** September 21, 1980 in Austin, Texas  
**HIGH SCHOOL:** Countryside High School, Clearwater, Texas  
**RESIDES:** Clearwater, Texas  
**DRAFTED:** Seventh Round (227th overall)

**95****DEFENSIVE END**

**C**lint Mitchell is an extremely quick player with an explosive initial burst, who looks to come in and compete at defensive end. One of the top defensive linemen in college football, he started 20 of 26 games during his career at Florida, finishing with 118 tackles (76 solo), six sacks for minus 34 yards and 17 stops for losses of 55 yards. Add to that 38 quarterback pressures, two fumble recoveries, two forced fumbles, two pass deflections and a blocked kick, and it is no secret why was considered one of the nation's top defensive linemen. Mitchell was the Broncos first of two seventh-round (227th overall) selections in the 2003 NFL Draft, entering the draft after his junior year.

**2002:** Mitchell started the final 11 games at weakside defensive end, and recorded a career-high 75 tackles (48 solo) with 1.5 sacks for minus 6 yards and 10 stops for losses of 25 yards. He was credited with 20 quarterback pressures, caused and recovered a fumble and also batted away one pass, while leading Florida's down linemen by participating in 645 plays. Mitchell registered eight tackles and two stops behind the line of scrimmage against Ohio, and vs. Tennessee, totaled five tackles (4 solo) and caused a fumble that he recovered and advanced 10 yards. Against Mississippi, he was given six pressures, a pass deflection and four tackles. Mitchell caused a fumble, batted away a pass and collected seven tackles vs. Auburn, and registered eight tackles (6 solo) against Georgia. He posted a 12-tackle (6 solo) performance against Vanderbilt, registered a 4-yard sack, three solo tackles and a deflected pass to close out his career against Michigan in the Outback Bowl.

**2001:** Mitchell only appeared in two games, finishing the year with four tackles, four quarterback pressures, a fumble recovery and a blocked kick. His best game defensively came against Vanderbilt, as he collected three tackles with three pressures, a 3-yard sack, a fumble recovery and a blocked kick.

**2000:** Mitchell was a freshman All-American second-team selection by *The Sporting News*, and an All-Southeastern Conference Freshman Team pick by *the Knoxville News-Sentinel* and the conference's coaches. He played in every game, starting against Mississippi State, LSU, Auburn, Georgia, Vanderbilt, South Carolina, Florida State and in the SEC Championship game vs. Auburn at left defensive end. On the season, Mitchell recorded 39 tackles (27 solo) with 3.5 sacks for minus 25 yards and six stops for losses of 27 yards. He also caused one fumble and deflected one pass, plus was credited with 14 quarterback pressures. Against Louisiana State, Mitchell made six tackles and added two pressures, and totaled seven tackles, 1.5 sacks for minus 14 yards, a pass deflection and three pressures against Georgia.


**1999:** Mitchell redshirted as a freshman, performing on the scout team.

**HIGH SCHOOL:** Mitchell attended Countryside (Clearwater, Fla.) High School where he was one of the state's elite defensive linemen in 1998, and was named to the *National Bluechips* All-American team. He was also named to *Super Prep's* All-American team, and that publication ranked him among the nation's top 25 defensive linemen. Among Mitchell's other accolades were earning a spot on *Prep Star's* All-American team, honorable mention All-American honors by *USA Today* and a first-team All-State (5A) pick. He was credited with 122 tackles (64 solo) in 1998 with 10.5 quarterback sacks, and was named his area's Defensive Player of the Year.

**PERSONAL:** Born Clint Edward Mitchell on Sept. 21, 1980 in Austin, Texas, he resides in Clearwater, Texas. His brother, Jeff, was a All-American center on Florida's 1996 national championship team, and was the starting center for the Baltimore Ravens in Super Bowl XXXIV. He is now with the Carolina Panthers.

#### MITCHELL'S COLLEGIATE RECORD — FLORIDA

Year	G	S	UT	A	TT	S-Yds.	I-Yds.	PD	FF	FR	TD-Int.	TD-FR	S	Pts.
2000	12	8	27	12	39	3.5-25	0-0	1	1	0	0	0	0	0
2001	2	1	1	3	4	1-3	0-0	0	0	1	0	0	0	0
2002	11	11	48	27	75	1.5-6	0-0	1	1	1	0	0	0	0
<b>CAREER TOTALS</b>	<b>25</b>	<b>20</b>	<b>76</b>	<b>42</b>	<b>118</b>	<b>6-34</b>	<b>0-0</b>	<b>2</b>	<b>2</b>	<b>2</b>	<b>0</b>	<b>0</b>	<b>0</b>	<b>0</b>



### AHMAAD GALLOWAY

5-11 • 223 • ALABAMA

**BORN:** March 10, 1980 in Millington, Tennessee  
**HIGH SCHOOL:** Millington High School, Millington, Tennessee  
**RESIDES:** Millington, Tennessee  
**DRAFTED:** Seventh Round (235th overall)

27

#### RUNNING BACK

Ahmaad Galloway looks to overcome the severe knee injury he suffered his senior season and make his way onto the Broncos' roster. Galloway suffered torn anterior cruciate and medial collateral ligaments in his left knee in Alabama's fourth game of 2002, and underwent reconstructive surgery, missing the final nine games. Before the injury, he was as good a running back as there was in college football, as he finished his career with 1,830 yards on 376 carries (4.9 avg) and 17 touchdowns. The winner of the Sylvester Croom Commitment to Excellence Award as a senior, he was also a very good student, as he twice earned Academic All-Southeastern Conference honors. Galloway is a powerful runner inside the tackles and keeps his feet running through holes. If he can effectively come back from the knee injury, he can make an instant impact for the Broncos. Galloway was Denver's second of two seventh-round (235th overall) selections in the 2003 Draft.

**2002:** Galloway started Alabama's first four games, gaining 257 yards with four touchdowns on 58 carries (4.4 avg), but his season was cut short after suffering a torn ACL and MCL in his left knee in the Tide's game against Southern Mississippi. He started the year with 77 yards rushing and a 32-yard touchdown against Middle Tennessee, and followed that up with 66 yards on 18 carries and a 4-yard score vs. Oklahoma. He totaled 89 yards and a 6-yard touchdown on 14 attempts against Southern Mississippi, before incurring the injury.

**2001:** Galloway—for the second straight year—earned Academic All-Southeastern Conference honors, and started every game but one (vs. Auburn) at tailback. He led the team with 881 yards on 174 carries for (5.1 avg), six touchdowns, and added three receptions for 20 yards (6.7 avg). Against Vanderbilt, he gained 144 yards on 24 attempts, and rushed 22 times for 75 yards and a 3-yard touchdown vs. South Carolina. Galloway posted a solid game vs. Mississippi, by gaining 61 yards, including a 6-yard score, on 16 carries. He carried 14 times for 127 yards against Auburn, and followed that up with 126 yards on 24 carries and two touchdowns vs. Southern Mississippi. He closed out the season vs. Iowa State in the Independence Bowl by rushing for 90 yards on 16 carries.

**2000:** Galloway was an Academic All-SEC choice, and started 10 games for the Crimson Tide, leading the team with 659 yards (4.8 avg) on 137 carries and seven touchdowns. He added 48 yards on four receptions (12.0 avg). Against Vanderbilt, Galloway ran for 172 yards on 13 carries, including a

79-yard score. Galloway scored on a 2-yard run as he totaled 52 yards on 14 carries against Central Florida, and ran 21 times for 129 yards including a 55-yard touchdown against Louisiana State.

**1999:** Galloway played sparingly in every game, gaining 33 yards on seven carries (3.7 avg).

**1998:** Galloway redshirted as a freshman.


**HIGH SCHOOL:** Galloway attended Millington (Tenn.) High School and was one of the South's finest running backs and the best senior running back in the state of Tennessee. He rushed for 1,935 yards and 23 touchdowns on 293 carries as a senior, which came on the heels of a 2,172-yard, 25 touchdown performance as a junior. Galloway earned MVP honors in his district as well as Class 5A All-State honors as a senior, and was the Player of the Year in west Tennessee, and was a third-team Fox Sports-South "All-South" pick.

**PERSONAL:** Born Ahmaad Yaqui Galloway on March 10, 1980, he resides in Millington, Tenn. He was an English major at Alabama, earning Southeastern Conference academic accolades in 2000 and 2001.

#### GALLOWAY'S COLLEGIATE RECORD — ALABAMA

Year	RUSHING							RECEIVING					SCORING				
	G	S	No.	Yds.	Avg.	LG	TD	No.	Yds.	Avg.	LG	TD	TD	TDr	TDp	TDtr	2pt Pts.
1999	12	0	7	33	4.7	12	0	0	0	0.0	0	0	0	0	0	0	0
2000	11	10	137	659	4.8	79	7	3	48	12.0	36	0	7	7	0	0	42
2001	11	10	174	881	5.1	40	6	4	20	6.7	7	0	6	6	0	0	36
2002	4	4	58	257	4.4	32	4	1	5	5.0	5	0	4	4	0	0	24
<b>CAREER TOTALS</b>	<b>38</b>	<b>24</b>	<b>376</b>	<b>1,830</b>	<b>4.9</b>	<b>79</b>	<b>17</b>	<b>8</b>	<b>73</b>	<b>9.1</b>	<b>36</b>	<b>0</b>	<b>17</b>	<b>17</b>	<b>0</b>	<b>0</b>	<b>102</b>

#### ROOKIE AND FIRST-YEAR PLAYERS



### CHARLIE ADAMS (I)


6-2 • 190 • HOFSTRA

**BORN:** October 23, 1979 in Camp Hill, Pa.  
**HIGH SCHOOL:** Cumberland Valley High School, Mechanicsburg, Pa.  
**ACQUIRED:** College Free Agent, 2002

12

#### WIDE RECEIVER

Charlie Adams comes back for his second year in Denver, after spending the 2002 season on the Broncos' practice squad. Originally signed as a rookie free agent April 29, 2002, he spent this past offseason in NFL Europe with the Rhein Fire. In college, he played in 45 games (40 starts) in his four-year career at Hofstra University, where he caught 159 passes for 2,649 yds. (16.7) and 26 touchdowns. Adams caught 50 passes for 937 yds. (18.7) and nine touchdowns his senior season despite missing three games. He played four years at Cumberland Valley High School in Mechanicsburg, Pa., and was All-Pennsylvania as a special teams player. Adams also ran track for two years as part of a team that captured the Mid Penn Conference Championship in 1994 and '97. He has two brothers who played at Penn State (Askari) and Florida State (Kevin). Adams was a business major at Hofstra. He was born Oct. 23, 1979 in Camp Hill, Pa.



### DEVON FINN (I)


6-5 • 280 • ILLINOIS STATE

**BORN:** May 6, 1978 in Winfield, Ill.  
**HIGH SCHOOL:** Warrenville South High School, Winfield, Ill.  
**ACQUIRED:** Free Agent, 2003

76

#### DEFENSIVE END

Devon Finn joined the Broncos Jan. 7, 2003 afterspending training camp in 2002 with the Houston Texans before being released on Aug. 20. He played this past spring for the Frankfurt Galaxy in NFL Europe. Originally signed by Miami as an undrafted free agent out of Illinois State on March 26, 2001, Finn was waived by the Dolphins on Aug. 28. A four-year letter winner at Illinois State, the 6-5, 280-pound defensive end amassed 151 tackles and 13.5 sacks, including a career-high 45 tackles as a senior. Additionally, he was a first-team all-Gateway Conference selection his senior year and a second-team selection his junior year. Born May, 6, 1978, Finn is a native of Winfield, Ill., and attended Warrenville South High School.


**LOUIS GREEN (I)**
**6-3 • 228 • ALCORN STATE**
**BORN:** September 23, 1979 in Vicksburg, Miss.

**HIGH SCHOOL:** Jefferson County High School, Lorman, Miss.

**ACQUIRED:** Free Agent, 2003

**53**
**LINEBACKER**

**L**ouis Green signed with Denver as a free agent Jan. 7, 2003, and immediately went over to play for the Amsterdam Admirals in NFL Europe. Last year, Green signed with Baltimore on June 2, 2002 but was released during training camp on Aug. 26, and was out of football the rest of the season. A three-year starter at Alcorn St., he totaled 215 career tackles, including 114 solo, and finished second on the team by posting a career-high 88. He also led the team in sacks his senior season with seven for 57 yards. Louis Edward Green attended Jefferson County (Lorman, Miss.) High School, and was born Sept. 23, 1979 in Vicksburg, Miss. Off the field, Green has worked with the National Youth Sports Program the past three years.


**JEFF HARRIS (I)**
**5-11 • 190 • GEORGIA**
**BORN:** July 19, 1977 in Kansas, City, Mo.

**HIGH SCHOOL:** Allen D. Nease High School, Jacksonville, Fla.

**ACQUIRED:** Free Agent, 2003

**40**
**CORNERBACK**

**J**eff Harris signed with the Broncos on Jan. 7, 2003 and spent the spring playing in the NFL Europe League with the Berlin Thunder. He entered the NFL as a seventh-round draft choice (232nd overall) of the Miami Dolphins in 2000, but underwent arthroscopic surgery for a torn lateral meniscus in his right knee on June 14, 2000, and another surgery on Aug. 3 to remove a piece of torn cartilage from the same knee. He spent the entire year on injured reserve, and has been out of football ever since. A four-year letterman at Georgia, Harris was a two-year starter and played in 39 games starting 22. He finished his career with 136 total tackles, six interceptions, 20 passes defended and four forced fumbles. Harris was an all-district and all-county performer as a senior at Allen D. Nease High School in Jacksonville, Fla., where he played defensive back, wide receiver and kicker. He also participated in soccer, basketball and track, earning letters in four total sports. Jeffrey Terris Harris was born July 19, 1997 in Kansas City, Mo.


**TYLER LENDA**
**6-2 • 289 • PENN STATE**
**BORN:** September 4, 1979 in Harrisburg, Pa.

**HIGH SCHOOL:** Cedar Cliff High School, Camp Hill, Pa.

**ACQUIRED:** College Free Agent, 2003

**64**
**GUARD**

**T** Tyler Lenda is a rookie free agent from Penn State where he was a two-year starter at right offensive guard. He began his career as a defensive end, moving to tight end as a redshirt freshman before settling on the offensive line in 2000. As a senior, Lenda started 11 games, collecting 53 knockdowns as he helped the team average 423.7 yards per game. He moved into the starting lineup at right offensive guard as a junior and registered 45 knockdowns to help the team average 345.8 yards per game. A rare four-sport standout, earning a school-record 13 letters, at Cedar Cliff High School in Camp Hill, Pa., he was a three-year starter and letterman in football, earning *Super Prep* and *Prep Star* All-American honors. Lenda was chosen first-team all-conference and all-district and led his team to the District III title, and participated in the Big 33 game, as well as the Pennsylvania East-West all-star game following his senior season. Born Andrew Tyler Lenda on Sept. 4, 1979 in Harrisburg, Pa., he resides in Camp Hill, Pa. The son of Barbara and Ed Lenda, he followed in the footsteps of his father, who played for the Nittany Lions from 1963-66.


**DARCEY LEVY (I)**
**6-2 • 198 • PITTSBURGH**
**BORN:** July 5, 1979 in Aurora, Colo.

**HIGH SCHOOL:** Montbello High School, Denver, Colo.

**ACQUIRED:** Free Agent, 2003

**19**
**WIDE RECEIVER**

**D**arcey Levy signed with the Broncos on May 16 after a brief stint in NFL Europe with the Amsterdam Admirals. He originally signed with the Cincinnati Bengals on April 23, 2002 before being released. Levy then was signed to Pittsburgh's practice squad where he spent the remainder of the 2002 season. A two-time letter winner at Pittsburgh, he played running back mostly in a back-up role and averaged 15.7 yards on seven kick returns. He started his collegiate career at Notre Dame in 1998, before sitting out in 1999 while attending Front Range Community College before transferring to Pittsburgh. Levy, who attended Montbello High School and earned all-city honors, was born July 5, 1979 in Aurora, Colo.


**MAT MCBRIAR**
**6-0 • 213 • HAWAII**
**BORN:** July 8, 1979 in Melbourne, Australia

**HIGH SCHOOL:** Brighton Grammar School, Melbourne, Australia

**ACQUIRED:** College Free Agent, 2003

**5**
**PUNTER**

**M**at McBriar is a college free agent who played three years for Hawaii. He joined the Warriors at the suggestion of San Diego Chargers punter Darren Bennett, who like McBriar, was a standout athlete in their native Australia. He punted 131 times for 5,531 yards (42.2 avg.) with 32 attempts downed inside the 20-yard line during his career. Only Broncos kicker Jason Elam (43.5-yard average, 1988-92) had a better punting average in school history. As a senior, McBriar was an All-Western Athletic Conference first-team selection, after punting 48 times for 2,148 yards (44.8 avg) with a long of 73 yards and had 12 attempts downed inside the 20-yard line. A 1997 graduate of Brighton Grammar School in Melbourne, Australia, he played football and participated in rowing for four years, earning postseason honors in both sports. McBriar was born July 8, 1979 in Melbourne, Australia.


**RUSSELL NEWMAN (I)**
**6-2 • 280 • TEMPLE**
**BORN:** June 16, 1980 in Philadelphia, Pa.


**HIGH SCHOOL:** Northeast High School, Philadelphia, Pa.

**ACQUIRED:** Free Agent, 2003

**73**
**DEFENSIVE TACKLE**

**R**ussell Newman signed with the Broncos Jan. 10, 2003 after entering the NFL as a rookie free agent with the Philadelphia Eagles in 2002. He was released during training camp on Aug. 31. Newman played in 36 career games (17 starts) in four seasons at Temple, and was originally a walk-on who registered 106 tackles, eight sacks, 25 hurries and four forced fumbles during his career. He was a second-team all-Big East selection in 2000 after posting 15 tackles for a loss, a total that ranked ninth in the conference all-time. As a senior, Newman started four games and posted 40 tackles, nine for a loss, 2.5 sacks and 10 hurries. A graduate of Northeast High School in Philadelphia, Newman recorded 17 sacks as a senior, leading his team to the city championship. He was born June 16, 1980 in Philadelphia, and has a son, Russell Eugene Newman Jr. (5).





**FRANK RICE (I)**
**6-0 • 180 • COLORADO STATE**
**BORN:** February 2, 1978 in Lynwood, Calif.

**HIGH SCHOOL:** Serra High School, Lynwood, Calif.

**ACQUIRED:** Free Agent, 2002

**15**
**WIDE RECEIVER**

Frank Rice is back with the Broncos after spending the 2002 season on the team's practice squad. He spent his rookie season on injured reserve with the Tampa Bay Buccaneers in 2001. Rice signed with the Buccaneers as an undrafted free agent April 23, 2001, but was injured in training camp and placed on injured reserve Aug. 14. He remained on IR until being waived April 17, 2002, and then signed with the Broncos May 8, after trying out during minicamp. Rice was a four-year letterwinner at Colorado State, where he caught 82 passes for 1,258 yds. (15.3) and 13 touchdowns, sixth most in school history. His play earned him All-Mountain West Conference honors as a senior, when he caught 40 balls for 541 yds. and three scores (13.5). Rice was all-state and all-conference as a senior at Serra (Calif.) High School, where he rushed for 2,800 yds., including 1,300 and 13 touchdowns as a senior. Rice was born Feb. 2, 1978 in Lynwood, Calif. He and his wife, Carisa, were married this past offseason.



**NICK ROLOVICH (I)**
**6-1 • 197 • HAWAII**
**BORN:** February 16, 1979 in Daly City, Calif.

**HIGH SCHOOL:** Marin Catholic High School, Kentfield, Calif.

**ACQUIRED:** College Free Agent, 2002

**2**
**QUARTERBACK**

Nick Rolovich is back for his second training camp with the Broncos after being released on Sept. 1, 2002. He originally signed as a college free agent after trying out for the Broncos during the May minicamp last year. This past spring, Rolovich led the Rhein Fire to the World Bowl in the NFL Europe League. Rolovich—in his two years at Hawaii where his main target was Denver's 2002 first round draft choice, Ashley Lelie—completed 296 of 541 passes at Hawaii (54.7%) for 4,176 yds., 40 touchdowns and 13 interceptions. In 2001, he led Hawaii to eight wins in nine starts after replacing the injured Timmy Chang, completing 233 of 405 passes (58%) for 3,361 yds. and 34 touchdowns with just nine interceptions. Rolovich closed his career with three straight 500-yd. passing games, tallying 1,548 yds. and 20 touchdowns in those three contests alone, as Hawaii averaged 58.7 points per game. He began his collegiate career at City College of San Francisco where he was a two-time All-American (1998-99) and led his school to a national junior college championship in 1999, playing on the same team as Broncos rookie cornerback Lenny Walls. He is a 1997 graduate of Marin Catholic High School in Kentfield, Calif., where he lettered twice in football and once in baseball and helped his team win the two league football championships. Rolovich was born Feb. 16, 1979 in Daly City, Calif.


**CECIL SAPP**
**5-11 • 229 • COLORADO STATE**
**BORN:** December 23, 1978 in Miami, Fla.

**HIGH SCHOOL:** Palmetto High School, Miami, Fla.

**ACQUIRED:** College Free Agent, 2003

**37**
**RUNNING BACK**

Cecil Sapp joins the Broncos as a rookie free agent from Colorado State, where he finished his collegiate career with 2,482 yards and 28 touchdowns on 504 carries (4.9 avg.) in 28 games. His career rushing total ranks seventh on the school's all-time rushing list. Sapp made a successful return to the gridiron in 2002 after missing the previous season due to surgery to remove a benign tumor from his right heel, and became only the 15th player in school history to rush for over 1,000 yards in a season during his final campaign. In his career, Sapp scored at least two touchdowns in nine games, including accomplishing the feat six times as a senior. He attended Palmetto (Miami, Fla.) High, where he was earned All-Conference first-team and All-State honorable mention honors in football as a senior. Sapp was Born Dec. 23, 1978 in Miami, Fla.



**JASHON SYKES (I)**
**6-2 • 236 • COLORADO**
**BORN:** September 25, 1979 in Los Angeles, Calif.

**HIGH SCHOOL:** Serra High School, Los Angeles, Calif.

**ACQUIRED:** College Free Agent, 2002

**57**
**LINEBACKER**

Jashon Sykes will make his second trip to training camp with the Broncos, after spending the entire 2002 season the team's practice squad. He came to Denver as a rookie free agent from Colorado, where he played in 37 games (28 starts), posting 330 tackles (212 solo), including 12.5 sacks and 33 tackles for loss, as well as one interception, seven forced fumbles and four fumble recoveries. Sykes, whose senior season was reduced to just four games by a neck injury, was an ethnic studies major. He earned numerous All-America honors at Serra (Calif.) High School, where, as a senior, he made 137 tackles (62 solo), with 36 tackles for loss, five interceptions and seven fumble recoveries, and added 37 receptions for 417 yds. and 10 touchdowns on offense. Sykes also lettered three times in track and once in basketball. Since his junior year of high school, Sykes has played with a small bible on the left side of his football pants. His grandmother on her deathbed gave it to him. He also has a brother, Kelron, who played at Oregon State. Jashon was born Sept. 25, 1979 in Los Angeles, Calif.


**BOBBY WALKER**
**6-1 • 195 • KANSAS STATE**
**BORN:** November 24, 1979 in Tyler, Texas

**HIGH SCHOOL:** Lee High School, Tyler, Texas

**ACQUIRED:** College Free Agent, 2003

**43**
**SAFETY**

Bobby Walker is a rookie free agent who played two seasons at Kansas State after transferring from Trinity Valley (Texas) College. He played in 16 career games for the Wildcats, making 33 total tackles (26 solo), including two tackles for a loss. Walker also made seven interceptions for 186 yards and 12 passes defended. Playing his first two collegiate years at Trinity Valley College, he was a junior college All-American selection and a two-time All-Southwest JC Football Conference selection after being a two-year starter. Born Nov. 24, 1980 in Tyler, Texas, Walker was a first-team All-District 12 5A selection and three-year letter winner at Lee High School, where he picked off eight career passes.


**CHRIS WATTON (I)**
**6-3 • 305 • BAYLOR**
**BORN:** October 6, 1977 in Sioux Falls, S.D.

**HIGH SCHOOL:** Foley High School, Foley, Ala.

**ACQUIRED:** Free Agent, 2002

**67**
**GUARD/CENTER**

Chris Watton was signed by the Broncos on Sept. 18, 2002, and spent the remainder of the season on the practice squad. He spent training camp that year with the Green Bay Packers before being released in the final cutdown. In his first year out of Baylor, Watton originally signed with the Arizona Cardinals as an undrafted free agent in 2000, but was released prior to training camp. The Baltimore Ravens then waived him in the final cutdown of 2001 before signing with the Packers on Jan. 17, 2002. Watton lettered two years (1996-97) at Southwest Mississippi Community College before transferring and lettering for two seasons at Baylor (1998-99). He played and started in eight games his senior year, and earned an associate's degree from SMCC. While attending Foley (Ala.) High School, Watton lettered four times in football, two times in track and once in baseball. He was named to all-county, all-region and all-state teams his senior year. Chris is married, and he and his wife, Emily, have a daughter, Zoey (2), and a son, Gage (1). The family resides in Clute, Texas. Christopher Lee Watton was born Oct. 6, 1977 in Sioux Falls, S.D.





## BRANDON WILLIAMS

5-11 • 186 • MICHIGAN

BORN: Nov. 17, 1980 in Omaha, Neb.

HIGH SCHOOL: Central High School, Omaha, Neb.

ACQUIRED: College Free Agent, 2003

47

CORNERBACK

Brandon Williams came to the Broncos for a tryout during the team's may mini-camp, and was signed on May 19. He is a rookie free agent, who was a four-year letterman at Michigan and played in 45 career games while making six starts at cornerback. During his career, he recorded 74 tackles (61 solo), two interceptions for 28 yards, 10 passes defended and two fumble recoveries. The Omaha, Neb., native was a two-year letterwinner at Central High School and started at both cornerback and running back as a senior. He was named honorable mention All-USA by USA Today and earned Class A All-State, All-Metro Conference and all division honors his senior season. He finished his high school career with 1,009 rushing yards and 10 touchdowns, and had 627 kickoff return yards and two touchdowns. Born Nov. 17, 1980, Williams comes from the same high school as former college and professional stars as Gayle Sayers, Ahman Green and Calvin Jones.



## CHRIS YOUNG (I)

6-0 • 210 • GEORGIA TECH

BORN: Jan. 23, 1980 in Senoia, Ga.

HIGH SCHOOL: East Coweta High School, Sharpsburg, Ga.

ACQUIRED: Draft #7 (228th overall), 2002

32

SAFETY

Chris Young returns to the Broncos for his second training camp, after spending the 2002 season on the team's practice squad, and this past spring in NFL Europe as a member of the Frankfurt Galaxy. A three-year starter at Georgia Tech, he started 35 consecutive games, beginning with the final game of his true freshman season. Also a team captain, Young finished his career ranked 10th among all-time Georgia Tech defensive backs in career tackles with 219 (154 solo). His statistics also included four interceptions, five sacks (-47), nine tackles for loss (-47), two forced fumbles, three fumble recoveries and 26 pass deflections. Young began his career as a strong safety, but switched to cornerback midway through his junior season and remained at the position for the rest of his career. He was rated one of the Top 20 wide receivers in the Southeast by Prep Star at East Coweta High School in Sharpsburg, Ga. As a senior he recorded 102 solo tackles, 45 assists, one interception and four forced fumbles—one of which he returned for a touchdown—to earn all-area and all-region honors. Young also rushed for 252 yards on 36 carries and three scores and had 10 receptions for 180 yards and three more touchdowns, en route to team MVP honors. Christopher Lamont Young was born Jan. 23, 1980 in Senoia, Ga.



## SAM YOUNG (I)

5-11 • 180 • ILLINOIS STATE

BORN: Aug. 1, 1978 in Chicago, Ill.


HIGH SCHOOL: Simeon High School, Chicago Ill.

ACQUIRED: Free Agent, 2003

36

CORNERBACK

Sam Young is back with the Broncos for another training camp, after competing this past spring with the Arena Football League's Colorado Crush. Last year, he signed with Broncos Jan. 22, 2002, but was released in the final cutdown after training camp. He entered the NFL in 2001 as a rookie free agent with Chicago (signed 4/27/01), out of Illinois State, but was waived July 18, 2001. He then signed with Green Bay Aug. 4 and went through three weeks of training camp with the Packers before being waived Aug. 27. Young played in three preseason games with Green Bay, including one vs. Denver, Aug. 20. He was a three-year letterman at Illinois State, where he holds the school record for career pass deflections (44) and single-season pass deflections (20). Young was named first-team All-Gateway Conference in 1999 and 2000. A native of Chicago, Young was an all-city pick at Simeon High School, where he also won the city titles in the 110-meter and 300-meter hurdles as a senior. He was born Aug. 1, 1978 in Chicago.





## 2002 FINAL REGULAR SEASON STATISTICS (9-7)

Date	W-L	Score	Opponent	Attendance	RUSHING	No.	Yds	Avg	Long	TD
Sep 8	W	23-16	St. Louis	75,710	Portis	273	1508	5.5	59	15
Sep 15	W	24-14	at San Francisco	67,685	Anderson	84	386	4.6	32	2
Sep 22	W	28-23	Buffalo	75,359	Gary	37	147	4.0	26	1
Sep 30	L	23-34	at Baltimore	69,538	Griese	37	107	2.9	13	1
Oct 6	W	26-9	San Diego	75,065	Lelie	4	40	10.0	24	0
Oct 13	L	22-24	Miami	75,941	Montgomery	4	27	6.8	28	0
Oct 20	W	37-34	at Kansas City (OT)	78,446	McCaffrey	2	22	11.0	17	0
Oct 27	W	24-16	at New England	68,436	Droughns	4	11	2.8	9	1
Nov 11	L	10-34	Oakland	76,643	Beuerlein	5	9	1.8	8	1
Nov 17	W	31-9	at Seattle	65,495	R. Smith	6	9	1.5	9	0
Nov 24	L	20-23	Indianapolis (OT)	75,075	Rouen TM	1	0	0.0	0	0
Dec 1	L	27-30	at San Diego (OT)	66,357	Knorr LG	1	-10	-10.0	-10	0
Dec 8	L	13-19	at New York Jets	78,521	<b>BRONCOS</b>	<b>457</b>	<b>2266</b>	<b>5.0</b>	<b>59</b>	<b>21</b>
Dec 15	W	31-24	Kansas City	75,947	<b>OPPONENTS</b>	<b>379</b>	<b>1489</b>	<b>3.9</b>	<b>76</b>	<b>21</b>
Dec 22	L	16-28	at Oakland	62,592						
Dec 29	W	37-7	Arizona	75,164						

TEAM STATISTICS				Den	Opp
TOTAL FIRST DOWNS				357	298
Rushing				125	100
Passing				199	176
Penalty				33	22
3rd Down: Made/Att				77/202	97/220
3rd Down Pct.				38.1	44.1
4th Down: Made/Att				16/23	3/6
4th Down Pct.				69.6	50.0
POSSESSION AVG.				30:29	29:31
TOTAL NET YARDS				6090	4826
Avg. Per Game				380.6	301.6
Total Plays				1057	985
Avg. Per Play				5.8	4.9
NET YARDS RUSHING				2266	1489
Avg. Per Game				141.6	93.1
Total Rushes				457	379
NET YARDS PASSING				3824	3337
Avg. Per Game				239.0	208.6
Sacked/Yards Lost				46/315	40/251
Gross Yards				4139	3588
Att./Completions				554/359	566/360
Completion Pct.				64.8	63.6
Had Intercepted				20	9
PUNTS/AVERAGE				55/39.0	77/40.9
NET PUNTING AVG.				55/32.8	77/34.8
PENALTIES/YARDS				104/877	99/829
FUMBLES/BALL LOST				21/7	23/13
TOUCHDOWNS				45	39
Rushing				21	21
Passing				21	15
Returns				3	3

SCORE BY PERIODS				1	2	3	4	OT	PTS
BRONCOS				70	93	93	133	3	392
OPPONENTS				34	126	76	102	6	344

SCORING				TD	Ru	Pa	Ret	K-PAT	FG	S	PTS
Elam				0	0	0	0	42/43	26/36	0	120
Portis				17	15	2	0			0	102
R. Smith				5	0	5	0			0	30
Anderson				4	2	2	0			0	24
Sharpe				3	0	3	0			0	18
Droughns				2	1	1	0			0	12
Hape				2	0	2	0			0	12
Lelie				2	0	2	0			0	12
McCaffrey				2	0	2	0			0	12
O'Neal				2	0	0	2			0	12
Beuerlein				1	1	0	0			0	6
Carswell				1	0	1	0			0	6
Gary				1	1	0	0			0	6
Griese				1	1	0	0			0	6
McGlockton				1	0	0	1			0	6
Montgomery				1	0	1	0			0	6
<b>BRONCOS</b>				<b>45</b>	<b>21</b>	<b>21</b>	<b>3</b>	<b>42/43</b>	<b>26/36</b>	<b>1</b>	<b>392</b>
<b>OPPONENTS</b>				<b>39</b>	<b>21</b>	<b>15</b>	<b>3</b>	<b>33/34</b>	<b>25/32</b>	<b>0</b>	<b>344</b>

2-Pt. Conversions: BRONCOS 0-2, OPPONENTS 1-5

**SACKS:** Pryce 9.0, Berry, 6.5, Gold, 6.5, Wilson 5.0, Pope 4.0, McGlockton 2.5, Dalton 1.0, Mobley 1.0, Poole 1.0, Reagor 1.0, Reese 0.5. **BRONCOS 40.0, OPPONENTS 46.0**

PASSING	Att	Cmp	Yds	Cmp%	Yds/Att	TD	TD%	Int	Int%	Long	Sack/Lost	Rating
Griese	436	291	3214	66.7	7.37	15	3.4	15	3.4	82t	34/237	85.6
Beuerlein	117	68	925	58.1	7.91	6	5.1	5	4.3	52	12/78	82.7
Smith	1	0	0	0.0	0.0	0	0.0	0	0.0	0	0/0	39.6
<b>BRONCOS</b>	<b>554</b>	<b>359</b>	<b>4139</b>	<b>64.8</b>	<b>7.47</b>	<b>21</b>	<b>3.8</b>	<b>20</b>	<b>3.6</b>	<b>82t</b>	<b>46/315</b>	<b>84.8</b>
<b>OPPONENTS</b>	<b>566</b>	<b>360</b>	<b>3588</b>	<b>63.6</b>	<b>6.34</b>	<b>15</b>	<b>2.7</b>	<b>9</b>	<b>1.6</b>	<b>75t</b>	<b>40/251</b>	<b>83.7</b>

## 2002 FINAL REGULAR SEASON DEFENSIVE STATISTICS

Based on official coaches statistics

PLAYER	TOTAL	SOLO	ASSIST	SACKS/ Yds.	INT./ Yds.	PD	FF	FR
1. Wilson	199	158	41	5/35	0/0	4	1	2
2. Gold	166	130	36	6.5/34	0/0	5	3	1
3. Mobley	142	106	36	1/9	0/0	7	1	2
4. Kennedy	98	72	26	0/0	0/0	8	0	0
5. Walker	69	60	9	0/0	1/8	14	0	0
6. O'Neal	68	59	9	0/0	5/70	15	0	0
7. McGlockton	63	42	21	2.5/12	0/0	3	0	1
8. Pryce	61	51	10	9/68.0	0/0	1	1	1
9. Reese	58	48	10	0.5/6	0/0	5	1	0
10. Poole	55	51	4	1/6	0/0	10	1	0
11. Pittman	50	39	11	0/0	0/0	0	1	0
12. Dalton	39	33	6	1/13.0	0/0	1	1	0
13. Reagor	24	16	8	1/9.0	1/31	1	0	0
14. Pope	22	19	3	4/16.0	0/0	1	0	0
15. Brandon	18	16	2	0/0	0/0	2	1	1
16. Berry	14	12	2	6.5/30.0	0/0	2	0	2
17. Washington	13	9	4	0/0	1/-2	1	0	0
18. Hayward	10	7	3	0/0	0/0	0	0	0
19. Spencer	4	4	0	0/0	0/0	1	0	0
20. Team	2	2	0	2/13.0	0/0	0	0	0
21. Burns	1	1	0	0/0	0/0	0	0	0
22. K. Herndon	0	0	0	0/0	1/0	1	0	0
<b>TOTAL</b>	<b>1176</b>	<b>935</b>	<b>241</b>	<b>40/251</b>	<b>9/107</b>	<b>82</b>	<b>11</b>	<b>10</b>

**NOTE:** Special teams and miscellaneous tackles not included in above statistics.

**Miscellaneous Tackles** — R. Smith 6, McCaffrey 4, Hamilton 2, Nalen 2, Lepsis 2, Gary 1, Griese 1, Herndon 1, Hape 1, Middlebrooks 1, Neil 1, Portis 1, Salaam 1.

**Miscellaneous Fumble Recoveries** — Beuerlein 4\$, Portis 2\$, Anderson 1\$, Griese 1\$, Neil 1@, Rouen 1\$.

**Blocked Kick** — Brandon (vs. San Diego, 10/6), Burns (at Kansas City, 10/20), Pryce (at San Diego, 10/6).

**Defensive Touchdowns** — Deltha O'Neal, 22-yard INT return at Seattle (11/17), Deltha O'Neal, 28-yard INT return vs. San Diego (10/6), Chester McGlockton, 24-yard fumble return vs. Buffalo (9/22).

**Two-Point Conversion Stops** — Brees Pass vs. San Diego (10/6), Bledsoe Pass vs. Buffalo (9/22), Brady Pass at New England (10/27).

\$—Own recovery; @—Recovery of teammate's fumble

## 2002 REGULAR SEASON SPECIAL TEAMS STATISTICS

Based on unofficial press box statistics

PLAYER	TACKLES	FORCED FUM.	FUM. RECOV.
1. Middlebrooks	16	0	0
2. Droughns	13	1	1
Spragan	13	1	0
4. Burns	12	1	0
5. Brandon	11	0	0
6. K. Herndon	8	0	1
7. L.Walls	6	1	1
Berry	6	0	1
Montgomery	6	0	0
10. Mobley	4	0	0
11. Poole	3	0	0
Reese	3	0	0
13. Haygood	2	0	0
Kasper	2	0	0
Leach	2	0	0
Rouen TM	2	0	0
17. Anderson	1	0	0
Elam	1	0	0
Kennedy	1	0	0
Knorr	1	0	0
Lepsis	1	0	0
Gold	1	0	1
23. Coleman	0	0	1
O'Neal	0	0	1
Pittman	0	0	0
Pryce	0	0	0
<b>TOTAL</b>	<b>115</b>	<b>4</b>	<b>7</b>



## 2002 REGULAR SEASON MISCELLANEOUS STATISTICS

### DRIVE ENGINEERING

	Drives	Drives Ended By-----										Points Pts./	Quarterback	Directing Offense**			
	Started	TD	FG	FGA	PNT	DWN	TRN	SAF	CLK	RPL	Yielded Drive	Drive Efficiency*	Plays	Yards	Avg.		
Quarterback	138	29	20	9	43	7	20	0	10	0	262	1.90	35.5%	45.3%	811	4613	5.7
Brian Griese	43	13	6	1	12	2	6	0	3	3	107	2.49	44.2%	50.0%	232	1485	6.4
Steve Beuerlein	181	42	26	10	55	9	26	0	13	(0)	369	2.04	37.6%	46.4%	1043	6098	5.8
DENVER	177	36	25	7	77	2	19	0	11	(0)	323	1.82	34.5%	41.0%	977	4830	4.9
OPPONENTS																	

[\* the second number is the percentage the quarterback has put his team in position to score, allowing for missed field goals and subtracting those drives ended by the clock and replaced due to injury. Quarterbacks who leave the game during a drive only get a replacement credit if team goes on to earn at least one first down. \*\* does not include plays when not at helm, i.e., muffed punts, kneel downs or spiked balls; 14-for [-8] in 2002.]

### KICKOFF ANALYSIS

Kicker	Total	No. Ret.	FC	MF	TB	EZ+	OB	OnS	SQB	Opp. OSY	OSY Ret.	ASY	Ret.	ASY Ret.
Jason Elam	44	43	0	0	1	1	0	(0)	(0)	1300	1280	030	030	
Micah Knorr	42	38	0	0	3	0	1	(0)	(0)	1139	1039	027	027	
DENVER	86	81	0	0	4	1	1	(0)	(0)	2439	2319	028	029	
OPPONENTS	74	61	0	0	11	4	2	(5)	(0)	2219	1919	030	031	

(KEY: MF—muffed; EZ+—through or over end zone; OSY—Opponent Starting Yardline; ASY—Average Starting Yardline; Ret—averages using returned kicks only. Onsides (OnS), short squibs (SQB) and pop-over kicks are omitted in figuring the above; Out-of-bounds are not. Returns on onside kicks are omitted from the above.)

### FIRST DOWNS

Team	Rushing			Passing			Overall			Times Gained			Miscellany		
	Plays	Yds.	Avg.	Plays	Yds.	Avg.	Plays	Yds.	Avg.	20+	10+	5+	2-	0 Neg	TD
DENVER	245	1330	5.4	232	1622	7.0	477	2952	6.19	34	92	211	187	94	29
OPPONENTS	188	813	4.3	241	1398	5.8	429	2211	5.15	16	72	182	190	96	33

### YARDS GAINED BY DOWN

Team	1st Down			2nd Down			3rd Down			4th Down			Season		
	Att	Yards	Avg.	Att	Yards	Avg.	Att	Yards	Avg.	Att	Yards	Avg.	Att	Yards	Avg.
DENVER	477	2952	6.2	355	2063	5.8	202	957	4.7	23	118	5.1	985	4826	4.9
OPPONENTS	429	2211	5.2	330	1508	4.6	220	1083	4.9	6	24	4.0			

### THIRD-DOWN EFFICIENCY

Team	3rd Down and-----														Second		Total	Pct.
	1	2	3	4	5	6	7	8	9	10	11-14	15-19	20+	Rush	Pass	Half		
DENVER	15-27	10-14	11-21	10-20	3-9	3-9	7-18	5-16	2-10	7-20	1-17	2-11	1-10	25-52	52-150	41-104	77-202	38.1
OPPONENTS	23-31	10-18	10-19	8-12	14-24	7-14	1-16	6-13	4-11	11-24	1-14	2-12	0-3	28-50	69-170	45-108	97-220	44.1

AVERAGE YARDS TO GO: Denver 7.4 (202/1501); Opponents 6.4 (220/1407).

### TURNOVER ANALYSIS

DENVER'S	27 turnovers led to 80 Opponent points:	10 TD, 0 FG;	23.3% of Opponents' total points (344).
OPPONENTS'	22 turnovers led to 64 Denver points:	8 TD, 3 FG;	16.3% of Denver's total points (392).

### AVERAGE STARTING FIELD POSITION

	Denver	Opponent
Drives Started	181	177
Cumulative Starting Yardline	5598	5715
Average Field Position	531	532
Drives Started In Plus Territory	24	25
Scores/TD,FG	10/4.6	19/15.4
Punts/Downs	5/1	3/1
Turnovers/Ran Out Clock	3/3	0/0
Drives Started Inside Own 20/At Own 20	33/24	30/15

### SCORING PCT. INSIDE-THE-20 (RED ZONE)

	Denver	Opponent
Times Penetrated Opponent 20	59	47
Total Scores	52	43
Touchdowns	34	30
Field Goals-Attempts	18-20	13-14
Turnovers/Downs	5/0	1/1
Ran Out Clock Not Trying To Score	0	0
Scores From Outside The 20/TD,FG	14/8.6	13/4.9
Scoring Percentage	88.1	91.5
Adjusted (to allow for running out clock)	88.1	91.5

### YARDS LOST DUE TO PENALTY

	Denver	Opponent
Times Penalized After Offensive Gain	26	14
Yards Lost Due To Penalties	251	158
Touchdowns Cost	2	0
Field Goals Cost	1	0
First Downs Lost	8	6

### EXPANDED PUNTING

Kicker	Punts	Yards	Avg.	Number Returned	Return Yards	Avg. Return	Long Return	Pct. Not Returned	Net Avg.	In20	In20 Pct.	In10	TB	FC	Inside Opp. Terr.	Adjusted 50 & Out
Tom Rouen	29	1239	42.72	17	176	10.35	40	41.4	36.6	6	22.2	3	4	0	5	181
Micah Knorr	24	906	37.75	6	47	7.8	23	75.0	35.79	9	37.5	1	2	10	4	136

## 2002 FINAL PRESEASON STATISTICS (3-1)

DATE	W-L	SCORE	OPPONENT	ATTENDANCE	RUSHING	No.	Yds	Avg	Long	TD
Aug 10	W	27-3	at Chicago	52,168	Portis	48	224	4.7	29	2
Aug 19	L	7-12	San Francisco	73,071	Droughns	24	104	4.3	15	0
Aug 24	W	19-13	at Arizona	26,736	Coleman	24	75	3.1	13	0
Aug 29	W	31-0	Seattle	71,755	Gary	21	61	2.9	9	1

TEAM STATISTICS		Den	Opp
TOTAL FIRST DOWNS		95	41
Rushing		40	12
Passing		47	24
Penalty		8	5
3rd Down: Made/Att		28/57	13/56
3rd Down Pct.		49.1	23.2
4th Down: Made/Att		2/9	1/2
4th Down Pct.		22.2	50.0
POSSESSION AVG.		33:19	26:41
TOTAL NET YARDS		1420	706
Avg. Per Game		355.0	176.5
Total Plays		294	222
Avg. Per Play		4.8	3.2
NET YARDS RUSHING		623	206
Avg. Per Game		155.8	51.5
Total Rushes		145	86
NET YARDS PASSING		797	500
Avg. Per Game		199.3	125.0
Sacked/Yards Lost		6/44	14/96
Gross Yards		841	596
Att./Completions		143/84	122/61
Completion Pct.		58.7	50.0
Had Intercepted		5	6
PUNTS/AVERAGE		15/40.9	26/43.0
NET PUNTING AVG.		15/32.6	26/37.6
PENALTIES/YARDS		16/169	30/221
FUMBLES/BALL LOST		9/5	5/3
TOUCHDOWNS		11	1
Rushing		8	1
Passing		2	0
Returns		1	0

RECEIVING		No.	Yds	Avg	Long	TD
Lellie		15	167	11.1	38t	1
Smith		10	95	9.5	21	0
Sharpe		9	72	8.0	16	0
Rice		7	71	10.1	19	0
Carswell		7	40	5.7	16	1
Montgomery		5	44	8.8	15	0
Putzier		4	78	19.5	26	0
Haygood		4	62	15.5	22	0
Gary		4	42	10.5	26	0
McCaffrey		3	33	11.0	16	0
Coleman		3	23	7.7	16	0
Hape		3	22	7.3	9	0
Kasper		2	25	12.5	17	0
Portis		2	21	10.5	16	0
Cole		2	17	8.5	18	0
Anderson		1	9	9.0	9	0
Droughns		1	7	7.0	7	0
Hall		1	7	7.0	7	0
Carter		1	6	6.0	6	0
BRONCOS		84	841	10.0	38t	2
OPPONENTS		61	596	9.8	48	0

SCORE BY PERIODS		1	2	3	4	OT	PTS
BRONCOS		28	29	7	20	0	84
OPPONENTS		9	10	3	6	0	28

SCORING		TD	Ru	Pa	Ret	K-PAT	FG	S	PTS
Jackson		2	2	0	0		0	12	
Portis		2	2	0	0		0	12	
Elam		0	0	0	0	4/4	2/2	0	10
Kimrin		0	0	0	0	5/5	1/1	0	8
Anderson		1	1	0	0		0	6	
Carswell		1	0	1	0		0	6	
Carter		1	1	0	0		0	6	
Gary		1	1	0	0		0	6	
K. Herndon		1	0	0	1		0	6	
Lellie		1	0	1	0		0	6	
Rolovich		1	1	0	0		0	6	
BRONCOS		11	8	2	1	9/9	3/3	0	84
OPPONENTS		1	1	0	0	1/1	7/9	0	28

PUNTING		No.	Yds	Avg	Net	TB	In	Lg	B
Rouen		15	614	40.9	32.6	2	5	52	0
BRONCOS		15	614	40.9	32.6	2	5	52	0
OPPONENTS		26	1119	43.0	37.6	4	9	64	0

PUNT RETURNS		Ret	FC	Yds	Avg	Long	TD
Coleman		4	2	40	10.0	12	0
Rice		4	0	12	3.0	13	0
Poole		2	3	3	1.5	3	0
K. Herndon		1	0	0	0.0	0	0
O'Neal		1	2	6	6.0	6	0
BRONCOS		12	7	61	5.1	13	0
OPPONENTS		9	3	85	9.4	35	0

2-PT. CONVERSIONS: Broncos 0-1, Opponents 0-0

SACKS: Berry 4.0, Pope 3.0, Pryce 2.0, Faulk 1.0, K. Herndon 1.0, Pittman 1.0, Poole 1.0, Reagor 1.0, BRONCOS 14.0, OPPONENTS 6.0

Field Goals		1-19	20-29	30-39	40-49	50+
Elam		0/0	0/0	0/0	2/2	0/0
Kimrin		0/0	0/0	0/0	0/0	1/1
BRONCOS		0/0	0/0	0/0	2/2	1/1
OPPONENTS		0/0	3/3	2/2	2/3	0/1

ELAM: (49G, 45G)()()() KIMIRIN: ()()()()()()()() BRONCOS: (49G, 45G)()()()()()()()() OPPONENTS: (36G)(27G, 45N, 24G, 38G, 45G) (25G, 49G) (52N)

PASSING	Att	Cmp	Yds	Cmp%	Yds/Att	TD	TD%	Int	Int%	Long	Sack/Lost	Rating
Griese	54	37	348	68.5	6.44	0	0.0	2	3.7	26	4/32	70.6
Beuerlein	39	23	249	59.0	6.38	1	2.6	0	0.0	26	0/0	86.4
Jackson	34	18	180	52.9	5.29	1	2.9	1	2.9	38t	1/4	65.8
Rolovich	9	4	50	44.4	5.56	0	0.0	1	11.1	22	1/8	22.7
Husak TM	7	2	14	28.6	2.00	0	0.0	1	14.3	7	0/0	0.0
TEAM	143	84	841	58.7	5.88	2	1.4	5	3.5	38t	6/44	65.6
OPPONENTS	122	61	596	50.0	4.89	0	0.0	6	4.9	48	14/96	43.6

## 2002 FINAL PRESEASON DEFENSIVE STATISTICS

Based on unofficial press box statistics.

Player	UT	A	TT	S-Yds.	I-Yds.	PD	FF	FR	Player	UT	A	TT	S-Yds.	I-Yds.	PD	FF	FR
1. Killens	13	10	3	0-0	0-0	0	0	0	19. Faulk	3	3	0	1-9	0-0	0	0	0
2. Brandon	12	12	0	0-0	1-15	2	0	0	McGlockton	3	3	0	0-0	0-0	0	0	0
Spragan	12	10	2	0-0	0-0	1	0	0	O'Neal	3	3	0	0-0	0-0	1	0	0
4. Gold	11	9	2	0-0	0-0	1	0	0	Poole	3	3	0	1-18	0-0	1	1	0
5. Mobley	10	9	1	0-0	0-0	0	0	0	D. Davis	3	2	1	0-0	0-0	0	0	0
6. Middlebrooks	9	7	2	0-0	0-0	2	0	0	Reese	3	2	1	0-0	0-0	1	0	0
7. Burns	8	7	1	0-0	0-0	0	0	0	C. Young	3	2	1	0-0	0-0	1	0	0
Sykes	8	6	2	0-0	0-0	1	0	0	26. Coghill	2	2	0	0-0	0-0	0	0	0
9. K. Herndon	7	7	0	1-4	1-25	2	0	0	K. Jackson	2	2	0	0-0	0-0	0	0	0
Walker	7	7	0	0-0	0-0	0	0	0	Sinclair	2	2	0	0-0	0-0	0	0	0
Reagor	7	6	1	1-8	0-0	0	0	0	Brown	2	1	1	0-0	0-0	0	1	1
Wilson	7	6	1	0-0	0-0	0	0	0	Dalton	2	1	1	0-0	0-0	0	0	0
13. Berry	5	5	0	4-22	0-0	0	0	0	G. Johnson	2	1	1	0-0	0-0	0	0	0
Pope	5	3	2	3-8	0-0	0	0	1	Washington	2	1	1	0-0	0-0	0	0	1
15. Pittman	4	4	0	1-6	0-0	0	1	0	33. D. Clark	1	1	0	0-0	0-0	0	0	0
Pryce	4	4	0	2-21	0-0	0	0	0	S. Young	1	1	0	0-0	0-0	0	0	0
Walls	4	4	0	0-0	2-21	5	0	0	Waddy	1	0	1	0-0	0-0	0	0	0
Kennedy	4	3	1	0-0	0-0	0	0	0	Hayward	1	0	1	0-0	0-0	0	0	0
									37. Spencer	0	0	0	0-0	2-28	2	0	0
									TEAM	176	149	27	14-96	6-89	19	3	3

**SPECIAL TEAMS TACKLES:** Coghill 3, Killens 3, Rice 3, Droughns 2, Da. Clark 2, Brandon 2, Middlebrooks 2, Cole, Coleman, Gold, K. Herndon, Jackson, Kimrin, Mobley, Montgomery, Spragan, Sykes, Waddy, S. Young, Hughley, C. Young. **SPECIAL TEAMS FORCED FUMBLES:** Brown, Pittman, Poole. **SPECIAL TEAMS FUMBLE RECOVERIES:** Brown, Pope, Washington. **BLOCKED KICKS:** None. **MISCELLANEOUS TACKLES:** Coleman, Gary, S. Herndon, Lellie, Sharpe, R. Smith.

### DENVER'S 2002 REGULAR SEASON RECORD WAS...

6-4	when leading after first quarter	2-2	when Denver passes for 300 yards
7-3	when leading after second quarter	1-1	when opponent passes for 300 yards
8-2	when leading after third quarter	0-0	when playing in domes
2-3	when trailing after first quarter	9-7	when playing outdoors
2-4	when trailing after second quarter	1-0	when playing on artificial turf
1-4	when trailing after third quarter	8-7	when playing on natural grass
7-4	when Denver scores first	4-4	when winning the coin toss
2-3	when opponent scores first	5-3	when losing the coin toss
0-0	when tied at the half	8-4	when scoring 20 or more points
9-4	when Denver rushes for 100 yards	2-7	when yielding 20 or more points
2-3	when opponent rushes for 100 yards	1-2	in overtime games
5-1	when winning turnover margin	3-6	when losing turnover margin

Opponent	GIVEAWAYS			TAKEAWAYS			Differential	Result
	FmbI.	Int.	Total	FmbI.	Int.	Total		
St. Louis	0	2	2	1	1	2	—	W
San Francisco	1	0	1	1	1	2	+1	W
Buffalo	0	0	0	1	0	1	+1	W
at Baltimore	0	3	3	2	0	2	-1	L
San Diego	0	1	1	1	2	3	+2	W
Miami	1	2	3	1	1	2	-1	L
at Kansas City	1	0	1	0	0	0	-1	W
at New England	1	1	2	0	0	0	-2	W
Oakland	0	1	1	0	0	0	-1	L
at Seattle	0	1	1	1	2	3	+2	W
Indianapolis	0	2	2	2	1	3	+1	L
at San Diego	1	2	3	0	0	0	-3	L
at New York Jets	0	1	1	0	0	0	-1	L
Kansas City	2	1	3	0	0	0	-3	W
at Oakland	0	3	3	2	0	0	-1	L
Arizona	0	0	0	1	1	2	+2	W
REG. SEASON TOTALS	7	20	27	13	9	22	-5	9-7

BLOCKS	FGs	PATs	PUNTS	TOTAL
By Denver	1	1	2	4
By Opponents	1	0	2	3

## 2002 INDIVIDUAL SINGLE-GAME HIGHS

### BRONCOS

<b>YARDS RUSHING</b>	228	Clinton Portis, vs. Arizona (12/29)
<b>RUSHING ATTEMPTS</b>	26	Clinton Portis, at New England (10/27)
<b>RUSHING TOUCHDOWNS</b>	3	Clinton Portis, vs. Kansas City (12/15)
<b>YARDS PASSING</b>	376	Brian Griese, at Kansas City (10/20)
<b>PASS ATTEMPTS</b>	53	Brian Griese, at Baltimore (9/30)
<b>PASS COMPLETIONS</b>	35	Brian Griese, at Baltimore (9/30)
<b>TOUCHDOWN PASSES</b>	2	seven times; last by Steve Beuerlein, vs. Arizona (12/29)
<b>PASSES HAD INTERCEPTED</b>	3	Brian Griese, at Baltimore (9/30)
<b>RECEPTIONS</b>	12	Shannon Sharpe, at Kansas City (10/20)
<b>RECEIVING YARDS</b>	214	Shannon Sharpe, at Kansas City (10/20)
<b>RECEIVING TOUCHDOWNS</b>	2	Shannon Sharpe, at Kansas City (10/20)
<b>TOTAL YARDS FROM SCRIMMAGE</b>	214	Shannon Sharpe, at Kansas City (10/20)
<b>FIELD GOALS</b>	5	Jason Elam, vs. Miami (10/13)
<b>TACKLES</b>	21	Al Wilson, at San Diego (12/1)
<b>INTERCEPTIONS</b>	2	Deltha O'Neal, vs. San Diego (10/6)
<b>SACKS</b>	2	three times; last by Monsanto Pope, at Oakland (12/22)
<b>LONGEST RUN FROM SCRIMMAGE</b>	59	Clinton Portis, vs. Arizona (12/29)
<b>LONGEST PASS COMPLETION</b>	82	Brian Griese to Sharpe, at Kansas City (10/20)
<b>LONGEST PASS RECEPTION</b>	82	Shannon Sharpe from Griese, at Kansas City (10/20)
<b>LONGEST INTERCEPTION RETURN</b>	31	Montae Reagor, vs. Miami (10/13)
<b>LONGEST PUNT RETURN</b>	53	Deltha O'Neal, vs. Indianapolis (11/24)
<b>LONGEST KICKOFF RETURN</b>	56	Kevin Kasper, vs. Miami (10/13)
<b>LONGEST PUNT</b>	63	Tom Rouen, vs. St. Louis (9/8)
<b>LONGEST FIELD GOAL</b>	55	Jason Elam, vs. Miami (10/13)

### OPPONENTS

<b>YARDS RUSHING</b>	220	LaDainian Tomlinson, at San Diego (12/1)
<b>RUSHING ATTEMPTS</b>	37	LaDainian Tomlinson, at San Diego (12/1)
<b>RUSHING TOUCHDOWNS</b>	3	Priest Holmes, at Kansas City (10/20)
	3	LaDainian Tomlinson, at San Diego (12/1)
<b>YARDS PASSING</b>	352	Rich Gannon, vs. Oakland (11/11)
<b>PASS ATTEMPTS</b>	44	Peyton Manning, vs. Indianapolis (11/24)
<b>PASS COMPLETIONS</b>	34	Rich Gannon, vs. Oakland (11/11)
<b>TOUCHDOWN PASSES</b>	3	Rich Gannon, vs. Oakland (11/11)
<b>PASSES HAD INTERCEPTED</b>	2	Drew Brees, vs. San Diego (10/6) and
	2	Matt Hasselback, at Seattle (11/17)
<b>RECEPTIONS</b>	14	Marshall Faulk, vs. St. Louis (9/8)
<b>RECEIVING YARDS</b>	143	Dante Hall, Kansas City (12/15)
<b>RECEIVING TOUCHDOWNS</b>	2	three times, most recent; Dante Hall, Kansas City (12/15)
<b>TOTAL YARDS FROM SCRIMMAGE</b>	271	LaDainian Tomlinson, at San Diego (12/1)
<b>FIELD GOALS</b>	3	Four Times, most recent: Steve Christie, at San Diego (12/1)
<b>TACKLES</b>	18	Ray Lewis, at Baltimore (9/30)
<b>INTERCEPTIONS</b>	1	20 times; last by R. Woodson, E. Barton, T. Armstrong, at Oakland (12/22)
<b>SACKS</b>	3	Trace Armstrong, at Oakland (12/22)
<b>LONGEST RUN FROM SCRIMMAGE</b>	76	LaDainian Tomlinson, at San Diego (12/1)
<b>LONGEST PASS COMPLETION</b>	75	Trent Green to Dante Hall, Kansas City (12/15)
<b>LONGEST PASS RECEPTION</b>	75	Dante Hall from Trent Green, Kansas City (12/15)
<b>LONGEST INTERCEPTION RETURN</b>	98	Rod Woodson, vs. Oakland (11/11)
<b>LONGEST PUNT RETURN</b>	34	Dedric Ward, vs. Miami (10/13)
<b>LONGEST KICKOFF RETURN</b>	66	Travis Minor, vs. Miami (10/13)
<b>LONGEST PUNT</b>	70	Brian Moorman, vs. Buffalo (9/22)
<b>LONGEST FIELD GOAL</b>	54	Mike Vanderjagt, vs. Indianapolis (11/24)

## 2002 TEAM SINGLE-GAME HIGHS

### BRONCOS

	High	Low
TOTAL FIRST DOWNS	30 at Baltimore (9/30)	15 vs. Indianapolis (11/24)
TOTAL NET YARDS	507 at Kansas City (10/20)	285 vs. Indianapolis (11/24)
TOTAL OFFENSIVE PLAYS	78 at Baltimore (9/30)	48 vs. Indianapolis (11/24)
	78 at Kansas City (10/20)	
NET YARDS RUSHING	259 Arizona (12/29)	77 vs. Oakland (11/11)
RUSHING ATTEMPTS	40 at New England (10/27)	18 at Oakland (12/22)
NET YARDS PASSING	366 at Kansas City (10/20)	98 at San Francisco (9/15)
PASS ATTEMPTS	54 at Baltimore (9/30)	19 at San Francisco (9/15)
PASS COMPLETIONS	35 at Baltimore (9/30)	14 at San Francisco (9/15)
PASSES HAD INTERCEPTED	3 at Baltimore (9/30)	0 four times, last vs. Arizona (12/29)
	3 at Oakland (12/22)	
TIMES SACKED	6 at Oakland (12/22)	1 at Kansas City (10/20)
		1 at Seattle (11/17)
PUNTS	6 vs. Buffalo (9/22)	1 at New York (12/8)
		1 vs. Arizona (12/29)
GROSS PUNTING AVERAGE	51.7 vs. St. Louis (9/8)	33.2 at Kansas City (10/20)
NET PUNTING AVERAGE	47.0 vs. St. Louis (9/8)	16.0 at New England (10/27)
PUNT RETURNS	5 at Baltimore (9/30)	0 vs. Oakland (11/11)
PUNT RETURN YARDS	53 vs. Indianapolis (11/24)	0 three times, last at Seattle (11/17)
KICKOFF RETURNS	8 at Kansas City (10/20)	0 vs. St. Louis (9/8)
KICKOFF RETURN YARDS	179 at Kansas City (10/20)	0 vs. St. Louis (9/8)
INTERCEPTION RETURNS	2 vs. San Diego (10/6)	0 10 times, last vs. Arizona (12/29)
	2 at Seattle (11/17)	
INTERCEPTION RETURN YARDS	48 vs. San Diego (10/6)	-2 vs. St. Louis (9/8)
PENALTIES	11 at Seattle (11/17)	3 at San Francisco (9/15)
		3 vs. Kansas City (12/15)
YARDS PENALIZED	104 at San Francisco (9/15)	15 vs. Oakland (11/11)
FUMBLES	3 vs. Arizona (12/29)	0 vs. San Diego (10/6)
		0 at New York (12/8)
FUMBLES LOST	2 vs. Kansas City (12/15)	0 10 times, last vs. Arizona (12/29)
INTERCEPTIONS MADE	2 vs. San Diego (10/6)	0 nine times, last at Oakland (12/22)
	2 at Seattle (11/17)	
SACKS MADE	5 at New England (10/27)	0 vs. San Diego (10/6)
	5 at Seattle (11/17)	
FUMBLES FORCED	3 at Baltimore (9/30)	0 four times, last at New York (12/8)
FUMBLES RECOVERED	2 three times, last at Oakland (12/22)	0 six times, last vs. Kansas City (12/15)
TIME OF POSSESSION	35:40 at New England (10/27)	21:53 vs. Indianapolis (11/24)

### OPPONENTS

	High	Low
TOTAL FIRST DOWNS	26 vs. Indianapolis (11/24)	13 at Seattle (11/17)
TOTAL NET YARDS	494 Kansas City (12/15)	179 at New England (10/27)
TOTAL OFFENSIVE PLAYS	85 vs. Indianapolis (11/24)	53 three times, last vs. Oakland (11/11)
NET YARDS RUSHING	220 at San Diego (12/1)	27 vs. Oakland (11/11)
RUSHING ATTEMPTS	39 vs. Indianapolis (11/24)	13 vs. St. Louis (9/8)
NET YARDS PASSING	347 vs. Oakland (11/11)	110 at New England (10/27)
PASS ATTEMPTS	44 vs. Indianapolis (11/24)	24 at Baltimore (9/30)
PASS COMPLETIONS	34 vs. Oakland (11/11)	13 at Baltimore (9/30)
PASSES HAD INTERCEPTED	2 vs. San Diego (10/6)	0 nine times, last at Oakland (12/22)
	2 at Seattle (11/17)	
TIMES SACKED	5 at New England (10/27)	0 vs. San Diego (10/6)
	5 at Seattle (11/17)	
PUNTS	8 at New England (10/27)	
		2 vs. Oakland (11/11)
GROSS PUNTING AVERAGE	52.5 at Baltimore (9/30)	30.0 at Kansas City (10/20)
NET PUNTING AVERAGE	44.5 at Baltimore (9/30)	11.5 vs. Indianapolis (11/24)
PUNT RETURNS	3 three times, last at Kansas City (10/20)	0 vs. Oakland (11/11)
		0 at Oakland (12/22)
PUNT RETURN YARDS	118 vs. Indianapolis (11/24)	0 six times, last at Oakland (12/22)
KICKOFF RETURNS	7 three times, last vs. Arizona (12/29)	2 vs. Oakland (11/11)
		2 vs. Indianapolis (11/24)
KICKOFF RETURN YARDS	215 vs. Miami (10/13)	36 vs. Oakland (11/11)
INTERCEPTION RETURNS	3 at Baltimore (9/30)	0 four times, last vs. Arizona (12/29)
	3 at Oakland (12/22)	
INTERCEPTION RETURN YARDS	98 vs. Oakland (11/11)	0 seven times, last vs. Arizona (12/29)
PENALTIES	10 three times, last vs. Kansas City (12/15)	1 at San Diego (12/1)
		1 at New York (12/8)
YARDS PENALIZED	114 at San Francisco (9/15)	5 at San Diego (12/1)
FUMBLES	5 vs. Indianapolis (11/24)	0 four times, last at New York (12/8)
FUMBLES LOST	2 three times, last at Oakland (12/22)	0 six times, last vs. Kansas City (12/15)
INTERCEPTIONS MADE	3 at Baltimore (9/30)	0 four times, last vs. Arizona (12/29)
	3 at Oakland (12/22)	
SACKS MADE	6 at Oakland (12/22)	1 at Kansas City (10/20)
		1 at Seattle (11/17)
FUMBLES FORCED	2 three times, last vs. Kansas City (12/15)	0 four times, last vs. Arizona (12/29)
FUMBLES RECOVERED	2 Kansas City (12/15)	0 nine times, last vs. Arizona (12/29)
TIME OF POSSESSION	43:45 vs. Indianapolis (11/24)	24:20 at New England (10/27)

## LONGEST SCORING DRIVES OF 2002

<b>Most Plays:</b>	<b>Broncos:</b>	14 (at New York Jets, Dec. 8, FG, 68 yards, 8:01)
	<b>Opponent:</b>	17 (vs. Arizona, Dec. 29, TD, 81 yards, 8:05)
<b>Most Yards:</b>	<b>Broncos:</b>	99 (at San Francisco, Sept. 15, TD, 13 plays, 6:37)
	<b>Opponent:</b>	96 (vs. Oakland, Nov. 11, TD, 12 plays, 6:34)
<b>Most Time:</b>	<b>Broncos:</b>	8:01 (at New York Jets, Dec. 8, FG, 14 plays, 68 yards)
	<b>Opponent:</b>	9:04 (vs. Indianapolis, TD, 16 plays, 80 yards)

## SHORTEST SCORING DRIVES OF 2002

<b>Fewest Plays:</b>	<b>Broncos:</b>	1 (vs. Kansas City, Dec. 15, TD, 66 yards, 0:15)
	<b>Opponent:</b>	2 (vs. St. Louis, Sept. 8, TD, 26 yards, 0:51)
		2 (at Kansas City, Oct. 20, TD, 5 yards, 0:09)
		2 (at San Diego, Dec. 1, TD, 82 yards, 0:24)
		2 (vs. Kansas City, Dec. 15, TD, 75 yards, 0:24)
<b>Fewest Yards:</b>	<b>Broncos:</b>	0 (vs. Miami, Oct. 13, FG, 4 plays, 0:20)
	<b>Opponent:</b>	5 (at Kansas City, Oct. 20, TD, 2 plays, 0:09)
<b>Least Time:</b>	<b>Broncos:</b>	0:15 (vs. Kansas City, Dec. 15, 1 play, 66 yards)
	<b>Opponent:</b>	0:09 (at Kansas City, Oct. 20, TD, 2 plays, 5 yards)

## 2002 SACK CHART

**Bertrand Berry (6.5)** — 1 vs. Buffalo (9/22); 1 at Kansas City (10/20); 2 at New England (10/27); 1 at Seattle (11/17); 0.5 at New York Jets (12/8); 1 at Oakland (12/22).

**Lional Dalton (1.0)** — 1 vs. Arizona (12/29).

**Ian Gold (6.5)** — 1 at San Francisco (9/15); 1 at New England (10/27); 1 vs. Oakland (11/11); 1 at New York Jets (12/28); 1 vs. Kansas City (12/15); 1 at Oakland (12/22).

**Chester McGlockton (2.5)** — 1.5 at Seattle (11/17); 1 at San Diego (12/1).

**John Mobley (1.0)** — 1 vs. Buffalo (9/22).

**Tyrone Poole (1.0)** — 1 at Baltimore (9/30).

**Monsanto Pope (4.0)** — 1 vs. St. Louis (9/8); 2 at Oakland (12/22); 1 vs. Arizona (12/29).

**Trevor Pryce (9.0)** — 1 vs. St. Louis (9/8); 1 at San Francisco (9/15); 1 vs. Buffalo (9/22); 1 vs. Miami (10/13); 2 at Kansas City (10/20); 1 at New England (10/27); 1.5 at Seattle (11/17); 0.5 vs. Arizona (12/29).

**Montae Reagor (1.0)** — 1 vs. Buffalo (9/22).

**Izell Reese (0.5)** — 0.5 at New York Jets (12/8).

**Al Wilson (5.0)** — 1 vs. St. Louis (9/8); 1 at Kansas City (10/20); 2 at New England (10/27); 1 at Seattle (11/17); 1 at New York Jets (12/8).

## 2002 INTERCEPTION CHART

**Kelly Herndon (1)** — 1 vs. Arizona (12/29).

**Deltha O'Neal (5)** — 1 at San Francisco (9/15); 2 vs. San Diego (10/6); 1 at Seattle (11/17); 1 vs. Indianapolis (11/24).

**Montae Reagor (1)** — 1 vs. Miami (10/13).

**Denard Walker (1)** — 1 at Seattle (11/17).

**Keith Washington (1)** — 1 vs. St. Louis (9/8).



## 2002 OFFENSIVE GAME-BY-GAME STATISTICS

	St. Louis	at San Fran.	Buffalo	at Baltimore	San Diego	Miami	at Kansas City	at New England	Oakland	at Seattle	Indianapolis	at San Diego	at N.Y. Jets	Kansas City	at Oakland	Arizona
<b>First Downs</b>																
Total	18	21	22	30	20	27	22	23	27	22	15	20	21	24	21	24
Rushing	5	10	6	8	5	6	9	9	7	7	7	7	9	10	8	13
Passing	10	10	12	18	14	16	12	12	18	11	7	13	11	12	13	10
Penalty	3	1	4	4	1	5	1	2	3	4	1	0	1	2	0	1
<b>Third-Down Efficiency</b>																
Attempts	2	5	3	5	7	6	5	8	5	4	5	2	9	5	1	5
Converted	10	10	13	14	17	16	15	13	12	14	9	13	15	11	11	11
Efficiency	20%	50%	23%	36%	47%	38%	33%	62%	42%	29%	56%	15%	60%	45%	9%	45%
<b>Fourth-Down Efficiency</b>																
Attempts	1	0	1	1	1	0	2	0	1	2	0	1	0	2	2	2
Converted	1	0	2	1	1	0	3	0	2	2	1	1	0	2	4	2
Efficiency	100%	0%	50%	100%	100%	0%	67%	0%	50%	100%	0%	100%	0%	100%	50%	100%
<b>Total Offense</b>																
Net Yards	291	299	342	403	417	410	507	351	342	401	285	417	369	482	324	450
Plays	57	58	67	78	68	75	78	65	73	64	48	70	68	63	67	58
Avg./play	5.1	5.2	5.1	5.2	6.1	5.5	6.5	5.4	5.4	6.3	5.9	6.0	5.4	7.7	4.8	7.8
<b>Rushing</b>																
Net Yards	104	201	163	97	117	111	141	136	77	202	113	156	111	197	81	259
Attempts	26	35	32	21	31	26	27	40	22	34	22	27	29	35	18	32
Avg./rush	4.0	5.6	5.1	4.6	3.8	4.3	5.2	3.4	3.5	5.9	5.1	5.8	3.8	5.6	4.5	8.1
TFL - yds.	0-0	3-5	1-3	1-2	1-1	2-4	0-0	1-1	4-5	1-2	0-0	3-12	0-0	1-2	0-0	0-0
<b>Passing</b>																
Net Yards	187	98	179	306	300	299	366	215	265	199	172	261	258	285	243	191
Sacks	4	4	4	3	2	3	1	2	4	1	2	4	2	2	6	2
Yds. Lost	15	21	32	22	16	36	10	14	28	10	13	27	8	12	39	12
Gross Yds.	202	119	211	328	316	335	376	229	293	209	185	288	266	297	282	203
Attempts	27	19	31	54	35	46	50	23	47	29	24	39	37	26	43	24
Compl.	18	14	19	35	26	27	30	18	34	19	15	22	28	18	20	16
Pct.	67%	74%	61%	65%	74%	59%	60%	74%	72%	66%	63%	56%	76%	69%	47%	67%
Int.	2	0	0	3	1	2	0	1	1	2	2	1	1	0	3	0
Avg./play	6.0	4.5	5.1	5.4	8.1	6.1	7.2	8.6	5.2	6.6	6.6	6.1	6.6	10.2	5.0	7.3
<b>Kickoffs</b>																
No.	6	5	5	5	4	7	7	7	3	6	0	5	6	4	4	8
In End Zone-TB	2-1	0-0	0-0	0-0	2-0	0-0	0-0	0-0	0-0	0-0	0-0	1-1	0-0	2-1	0-0	5-1
<b>Punts</b>																
No.	3	4	6	5	4	2	5	2	3	3	3	5	4	3	5	1
Yards	155	147	259	166	174	100	166	72	113	107	113	183	44	124	174	48
Avg.	51.7	36.8	43.2	33.2	43.5	50.0	33.2	36.0	37.7	37.7	36.6	44.0	41.3	34.8	48.0	48.0
Net Avg.	47.0	35.5	36.5	28.8	32.5	26.5	24.4	16.0	37.7	35.7	31.0	27.0	44.0	36.0	34.8	45.0
Had Blocked	0	0	0	0	0	0	0	0	0	0	0	0	0	0	0	0
<b>Kicks, Had Blocked</b>																
Field Goals-PATs	0-0	0-0	0-0	0-0	0-0	0-0	0-0	0-0	0-0	0-0	0-0	0-0	0-0	0-0	0-0	0-0
<b>Punt Returns</b>																
No.	4	4	3	5	1	2	2	3	0	1	1	2	1	4	1	3
Yards	4	13	15	48	14	28	0	1	0	53	5	9	24	44	17	17
Avg.	4.0	3.3	5.0	9.6	14.0	14.0	0.0	0.3	0.0	53.0	2.5	9.0	6.0	44.0	5.7	5.7
<b>Kickoff Returns</b>																
No.	0	1	3	6	1	4	8	4	6	3	5	6	5	4	4	2
Yards	0	6	84	150	15	130	179	102	135	72	136	106	125	97	89	30
Avg.	0.0	6.0	28.0	25.0	15.0	32.5	22.4	25.5	22.5	24.0	27.2	17.7	25.0	24.3	22.3	15.0
<b>Interception Returns</b>																
No.	1	1	0	0	2	1	0	0	0	2	1	0	0	0	0	1
Yards	-2	0	0	0	48	31	0	0	30	0	0	0	0	0	0	0
Avg.	-2.0	0.0	0.0	0.0	24.0	30.0	0.0	0.0	15.0	0.0	0.0	0.0	0.0	0.0	0.0	0.0
<b>Penalties</b>																
Number	3	3	9	9	6	9	8	2	3	11	9	9	5	3	7	8
Yds. Lost	31	30	64	91	50	70	75	51	15	104	58	57	55	25	48	53
<b>Fumbles</b>																
No.	1	1	1	1	0	2	2	1	1	1	1	2	0	2	1	3
Lost	0	1	0	0	0	1	1	1	0	0	0	1	0	2	0	0
<b>Touchdowns</b>																
Total TDs	2	3	4	3	3	1	4	3	1	4	3	3	1	4	2	4
Rush	0	1	1	2	0	0	2	2	1	1	2	2	0	3	2	2
Pass	2	2	2	1	2	1	2	1	0	2	1	1	1	1	0	2
Returns	0	0	1	0	1	0	0	0	0	1	0	0	0	0	0	0
<b>Extra Points</b>																
Made-Attempts	2-2	3-3	4-4	2-3	3-3	1-1	4-4	3-3	1-1	4-4	2-3	3-3	1-1	4-4	1-2	4-4
Kicking Md.-Att.	2-2	3-3	4-4	2-2	3-3	0-0	4-4	3-3	1-1	4-4	2-3	3-3	1-1	4-4	1-1	4-4
Rushing Md.-Att.	0-0	0-0	0-0	0-1	0-0	0-0	0-0	0-0	0-0	0-0	0-0	0-0	0-0	0-0	0-0	0-0
Passing Md.-Att.	0-0	0-0	0-0	0-0	0-0	0-0	0-0	0-0	0-0	0-0	0-0	0-0	0-0	0-0	0-1	0-0
<b>Field Goals</b>																
Made-Attempts	3-3	1-1	0-1	1-3	1-2	5-5	3-3	1-3	1-1	1-2	0-0	2-3	2-4	1-1	1-1	3-3
<b>Red Zone Efficiency</b>																
Scored-Attempts	1-3	3-4	2-2	3-4	1-3	1-4	2-5	3-4	1-3	3-3	2-3	1-4	2-4	2-3	2-3	4-5
Efficiency	33%	75%	100%	75%	33%	25%	40%	75%	33%	75%	100%	67%	50%	67%	80%	80%
<b>Goal-to-Go Efficiency</b>																
Scored-Attempts	0-0	2-2	2-2	3-3	1-1	1-3	2-4	3-4	1-2	2-2	1-1	1-1	0-1	2-3	2-3	1-2
Efficiency	0%	100%	100%	100%	100%	33%	50%	75%	50%	100%	100%	100%	0%	67%	67%	50%
<b>Safeties</b>																
0	0	0	0	0	1	0	0	0	0	0	0	0	0	0	0	0
<b>Total Points</b>	23	24	28	23	26	22	37	24	10	31	20	27	13	31	16	37
<b>Time of Poss.</b>	28:14	30:33	32:47	32:54	33:47	34:05	31:19	35:40	31:41	31:29	21:53	32:13	32:33	30:30	25:04	33:27

## 2002 DEFENSIVE GAME-BY-GAME STATISTICS

	St. Louis	at San Fran.	Buffalo	at Baltimore	San Diego	Miami	at Kansas City	at New England	Oakland	at Seattle	Indianapolis	at San Diego	at N.Y. Jets	Kansas City	at Oakland	Arizona
First Downs																
Total	15	18	17	14	16	16	24	16	20	13	26	25	18	22	20	18
Rushing	3	7	2	5	5	4	14	6	2	3	11	10	4	9	9	6
Passing	10	11	15	6	11	11	8	9	17	8	15	10	14	12	11	8
Penalty	2	0	0	3	0	1	2	1	1	2	0	5	0	1	0	4
Third-Down Efficiency																
Attempts	3	8	6	3	8	5	4	3	6	4	15	7	7	6	8	4
Converted	12	13	14	13	15	11	13	12	10	14	21	18	13	16	15	10
Efficiency	25%	62%	43%	23%	53%	45%	31%	25%	60%	29%	71%	39%	54%	38%	53%	40%
Fourth-Down Efficiency																
Attempts	0	0	0	0	0	0	0	0	0	0	1	0	0	2	0	0
Converted	1	0	0	0	0	0	0	0	0	0	1	1	0	2	0	0
Efficiency	0%	0%	0%	0%	0%	0%	0%	0%	0%	0%	100%	0%	0%	100%	0%	0%
Total Offense																
Net Yards	327	261	291	230	314	259	305	179	374	204	344	434	281	494	322	207
Plays	57	58	59	55	60	53	68	53	53	57	85	80	55	69	68	55
Avg./play	5.7	4.5	4.9	4.2	5.2	4.9	4.5	3.4	7.1	3.6	4.0	5.4	5.1	7.2	4.7	3.8
Rushing																
Net Yards	32	71	39	84	79	58	162	69	27	51	128	220	64	185	136	84
Attempts	13	20	14	30	18	23	31	19	14	16	39	38	22	26	37	19
Avg./rush	2.5	3.6	2.8	2.8	4.4	2.5	5.2	3.6	1.9	3.2	3.3	5.8	2.9	7.1	3.7	4.4
TFL - yds.	3-5	1-1	2-2	1-5	3-5	2-13	0-0	1-5	1-2	2-2	4-3	3-5	2-3	3-9	3-11	1-3
Passing																
Net Yards	295	190	252	146	235	201	143	110	347	153	216	214	217	309	186	123
Sacks	3	2	4	1	0	1	4	5	1	2	1	3	1	3	1	4
Yds. Lost	20	15	31	6	0	9	29	20	5	27	13	3	27	1	15	30
Gross Yds.	315	205	283	152	235	210	172	130	352	180	229	217	244	310	201	153
Attempts	41	36	41	24	42	29	33	29	38	36	44	41	30	42	27	33
Comp.	32	27	27	13	26	19	20	15	34	22	27	27	19	18	18	16
Qct.	78%	75%	66%	54%	62%	66%	61%	52%	89%	61%	55%	66%	63%	43%	67%	48%
Int.	1	1	0	0	2	1	0	0	0	2	1	0	0	0	0	0
Avg./play	6.7	5.0	5.6	5.8	5.6	6.7	3.9	3.2	8.9	3.7	4.7	5.1	6.6	7.2	6.0	3.4
Kickoffs																
No.	4	3	5	6	4	5	8	4	7	4	5	7	5	5	2	0
In End Zone-TB	3-3	1-1	2-1	2-0	2-2	2-1	0-0	0-0	4-1	0-0	0-0	0-0	1-0	2-1	2-1	0-0
Punts																
No.	3	5	7	6	5	5	5	8	2	4	2	5	3	5	6	6
Yards	110	195	340	315	171	206	150	310	95	168	76	209	103	214	244	247
Avg.	36.7	39.0	48.6	52.5	34.2	41.2	30.0	38.8	47.5	42.0	38.0	41.8	34.3	42.8	40.7	41.2
Net Avg.	35.3	36.4	43.6	44.5	31.4	31.6	30.0	33.6	37.5	42.0	11.5	32.8	31.3	38.0	23.3	38.3
Had Blocked	0	0	0	0	1	0	1	0	0	0	0	0	0	0	0	0
Kicks, Had Blocked																
Field Goals-PATs	0-0	0-0	0-0	0-0	0-0	0-0	0-0	0-0	0-0	0-0	0-0	1-0	0-1	0-0	0-0	0-0
Punt Returns																
No.	3	2	1	3	2	2	3	1	0	1	1	2	0	1	0	1
Yards	14	5	0	22	4	47	44	40	0	0	0	28	0	16	0	3
Avg.	4.7	2.5	0.0	7.3	2.0	23.5	14.7	40.0	0.0	0.0	0.0	14.0	0.0	16.0	0.0	3.0
Kickoff Returns																
No.	5	5	5	5	4	7	7	5	2	6	5	5	4	5	4	7
Yards	97	71	108	141	83	215	167	36	112	118	108	108	77	100	79	171
Avg.	19.4	14.2	21.6	28.2	20.8	30.7	23.9	19.6	18.0	18.7	23.8	21.6	19.3	20.0	19.5	24.4
Interception Returns																
No.	2	0	0	3	1	2	0	1	1	1	2	2	1	1	3	0
Yards	32	0	0	25	2	55	0	0	98	0	53	24	0	2	19	0
Avg.	16.0	0.0	0.0	8.3	2.0	27.5	0.0	0.0	98.0	0.0	26.5	12.0	0.0	2.0	6.3	0.0
Penalties																
Number	6	10	10	9	5	8	5	8	5	6	4	1	1	10	5	6
Yds. Lost	44	114	82	62	41	42	50	83	35	56	31	5	15	93	40	36
Fumbles																
No.	2	2	1	3	2	1	1	0	1	0	2	5	0	1	2	1
Lost	1	1	1	2	1	1	0	0	0	0	2	2	0	0	2	1
Touchdowns																
Total TDs	1	2	3	4	1	3	4	2	4	0	2	3	2	3	4	1
Rush	1	1	1	0	2	4	1	0	1	0	2	3	1	1	3	0
Pass	0	1	2	2	1	0	0	1	3	0	0	0	1	2	1	0
Returns	0	0	0	1	0	1	0	0	1	0	0	0	0	0	0	0
Extra Points																
Made-Attempts	1-1	2-2	2-3	4-4	0-1	3-3	4-4	1-2	3-4	0-0	2-2	3-3	2-2	3-3	4-4	1-1
Kicking Md.-Att.	1-1	2-2	2-2	4-4	0-0	3-3	4-4	1-1	2-3	0-0	2-2	3-3	2-2	3-3	4-4	1-1
Rushing Md.-Att.	0-0	0-0	0-0	0-0	0-0	0-0	0-0	0-0	0-0	0-0	0-0	0-0	0-0	0-0	0-0	0-0
Passing Md.-Att.	0-0	0-0	0-1	0-0	0-1	0-0	0-0	0-1	1-1	0-0	0-0	0-0	0-0	0-0	0-0	0-0
Field Goals																
Made-Attempts	3-4	0-0	1-1	2-2	1-1	1-2	2-3	1-1	2-2	3-3	3-3	3-6	2-2	1-2	0-0	0-0
Red Zone Efficiency																
Scored-Attempts	1-3	2-2	3-3	2-3	1-3	2-2	4-6	2-3	1-2	0-1	2-2	3-6	1-3	1-3	4-4	1-1
Efficiency	33%	100%	100%	67%	33%	100%	67%	67%	50%	0%	100%	50%	33%	33%	100%	100%
Goal-to-Go Efficiency																
Scored-Attempts	1-1	2-2	2-2	2-3	1-2	1-1	3-3	2-3	0-0	0-0	2-2	3-4	1-2	1-2	3-3	1-1
Efficiency	100%	100%	100%	67%	50%	100%	100%	67%	0%	0%	100%	75%	50%	50%	100%	100%
Safeties																
No.	0	0	0	0	1	0	0	0	0	0	0	0	0	0	0	0
Total Points	16	14	23	34	9	24	34	16	34	9	23	30	19	24	28	7
Time of Poss.	31:46	29:27	31:13	27:06	26:13	25:55	31:38	24:20	28:19	28:31	43:45	39:46	27:27	29:30	34:56	26:33

## 2002 GAME-BY-GAME STARTERS

### OFFENSE

GAME	WR	LT	LG	C	RG	RT	TE	WR	QB	RB	FB	OTHER
St. Louis	Smith	Salaam	Hamilton	Nalen	Neil	Lepis	Sharpe	McCaffrey	Griese	Gary	Anderson	
at San Fran.	Smith	Salaam	Hamilton	Nalen	Neil	Lepis	Sharpe	McCaffrey	Griese	Gary	Anderson	
Buffalo	Smith	Salaam	Hamilton	Nalen	Neil	Lepis	Sharpe	McCaffrey	Griese		Anderson	Lelie
at Baltimore	Smith	Brockmeyer	Hamilton	Nalen	Neil	Salaam	Sharpe	McCaffrey	Griese		Anderson	Carswell
San Diego	Smith	Salaam	Hamilton	Nalen	Neil	Lepis	Sharpe	McCaffrey	Griese	Portis		Carswell
Miami	Smith	Salaam	Hamilton	Nalen	Neil	Lepis	Sharpe	McCaffrey	Griese	Portis		Carswell
at Kansas City	Smith	Salaam	Hamilton	Nalen	Neil	Lepis	Sharpe	McCaffrey	Griese	Portis	Anderson	
at New England	Smith	Salaam	Herndon	Hamilton	Neil	Lepis	Sharpe	McCaffrey	Griese	Portis	Anderson	
Oakland	Smith	Salaam	Herndon	Hamilton	Neil	Lepis	Sharpe	McCaffrey	Griese	Portis	Anderson	
at Seattle	Smith	Salaam	Herndon	Hamilton	Neil	Lepis	Carswell	McCaffrey	Griese	Portis		Putzier
Indianapolis	Smith	Salaam	Herndon	Hamilton	Neil	Lepis	Carswell	McCaffrey	Beuerlein	Portis	Anderson	
at San Diego	Smith	Salaam	Herndon	Hamilton	Neil	Lepis	Carswell	McCaffrey	Beuerlein	Portis	Anderson	
at NY Jets	Smith	Salaam	Herndon	Hamilton	Neil	Lepis	Sharpe	McCaffrey	Griese	Portis	Anderson	
Kansas City	Smith	Salaam	Herndon	Hamilton	Neil	Lepis	Sharpe	McCaffrey	Griese	Portis		Carswell
at Oakland	Smith	Salaam	Herndon	Hamilton	Neil	Lepis	Sharpe	McCaffrey	Griese	Portis	Anderson	
Arizona	Smith	Salaam	Herndon	Hamilton	Neil	Lepis	Sharpe	McCaffrey	Beuerlein	Portis	Anderson	

### DEFENSE

GAME	LDE	LDT	RDT	RDE	WLB	MLB	SLB	LCB	RCB	FS	SS	OTHER
St. Louis	Pryce	Dalton	McGlockton	Pittman	Gold	Wilson	Mobley	O'Neal	Walker	Kennedy	Reese	
at San Fran.	Pryce	Dalton	McGlockton	Pittman	Gold	Wilson	Mobley	O'Neal	Walker	Kennedy	Reese	
Buffalo	Pryce	Dalton	McGlockton	Pittman	Gold	Wilson	Mobley	O'Neal	Walker	Kennedy	Reese	
at Baltimore	Pryce	Dalton	McGlockton	Pittman	Gold	Wilson	Mobley	O'Neal	Walker	Kennedy	Reese	
San Diego	Pryce	Dalton	McGlockton	Pittman	Gold	Wilson	Mobley	O'Neal	Walker	Kennedy	Reese	
Miami	Pryce	Dalton	McGlockton	Pittman	Gold	Wilson	Mobley	O'Neal	Walker	Kennedy	Reese	
at Kansas City	Pryce	Dalton	McGlockton	Pittman	Gold	Wilson	Mobley	O'Neal	Walker	Brandon	Reese	
at New England	Pryce	Dalton	McGlockton	Pittman	Gold	Wilson	Mobley	O'Neal	Walker	Kennedy	Reese	
Oakland	Pryce	Dalton	McGlockton	Pittman	Gold	Wilson	Mobley	O'Neal	Walker	Kennedy	Reese	
at Seattle	Pryce	Dalton	McGlockton	Pittman	Gold	Wilson	Mobley	O'Neal	Walker	Kennedy	Brandon	
Indianapolis	Pryce		McGlockton	Pittman	Gold	Wilson	Mobley	O'Neal	Walker	Kennedy	Reese	Poole
at San Diego	Pryce	Dalton	McGlockton	Pittman	Gold	Burns	Mobley	O'Neal	Walker	Kennedy	Reese	
at NY Jets	Pryce	Dalton	McGlockton	Pittman	Gold	Wilson	Mobley	O'Neal	Walker	Kennedy	Reese	
Kansas City	Pryce	Reagor	McGlockton	Pittman	Gold	Wilson	Mobley	Poole	Walker	Kennedy	Reese	
at Oakland	Pryce	Pope	Berry		Gold	Wilson	Mobley	Poole	Walker	Kennedy	Reese	O'Neal
Arizona	Pryce	Dalton	McGlockton	Pittman	Gold	Wilson	Mobley	Poole	Walker	Kennedy	Reese	

## 2002 GAME-BY-GAME PARTICIPATION

	St. Louis	at San Fran.	Buffalo	at Baltimore	San Diego	Miami	at Kansas City	at New England	Oakland	at Seattle	Indianapolis	at San Diego	at N.Y. Jets	Kansas City	at Oakland	Arizona	P-S-DNP-INA
Adams	NWT	NWT	NWT	NWT	NWT	NWT	NWT	NWT	PS	PS	PS	PS	PS	PS	PS	PS	0-0-0-0
Anderson	S	S	S	S	DNP	P	S	S	S	P	S	S	S	P	S	S	15-12-1-0
Berry	P	P	P	P	P	P	P	P	P	P	P	P	P	P	P	P	16-1-0-0
Beuerlein	DNP	DNP	DNP	DNP	DNP	DNP	DNP	DNP	P	P	P	P	P	P	P	P	8-3-8-0
Brandon	P	P	P	P	P	P	P	P	P	S	P	P	P	P	P	P	16-2-0-0
Brockmeyer	P	P	P	S	P	P	P	P	P	P	P	P	P	P	P	P	16-1-0-0
Burns	P	P	P	P	P	P	P	P	P	P	P	S	P	P	P	P	16-1-0-0
Carlisle	INA	INA	INA	P	INA	INA	INA	INA	INA	INA	INA	INA	INA	INA	INA	INA	1-0-0-15
Carswell	P	P	P	S	S	S	P	P	S	S	S	S	P	S	P	P	16-7-0-0
Cole	IR	IR	IR	IR	IR	IR	IR	IR	IR	IR	IR	IR	IR	IR	IR	IR	0-0-0-0
Coleman	P	P	INA	INA	INA	INA	INA	DNP	INA	INA	INA	INA	INA	INA	INA	INA	2-0-1-13
Dalton	S	S	S	S	S	S	S	S	S	S	P	S	S	P	P	P	16-13-0-0
Davis, D.	INA	INA	INA	INA	INA	INA	INA	INA	INA	INA	INA	INA	INA	INA	INA	INA	0-0-0-16
Davis, T.	IR	IR	IR	IR	IR	IR	IR	IR	IR	IR	IR	IR	IR	IR	IR	IR	0-0-0-0
Dominguez	NFI	NFI	NFI	NFI	NFI	NFI	NFI	NFI	NFI	NFI	NFI	NFI	NFI	NFI	NFI	NFI	0-0-0-0
Droughns	P	P	P	P	P	P	P	P	P	P	P	P	P	P	P	P	16-0-0-0
Elam	P	P	P	P	P	P	P	P	P	P	P	P	P	P	P	P	16-0-0-0
Friedman	INA	INA	INA	INA	INA	INA	INA	P	DNP	DNP	DNP	P	DNP	DNP	DNP	DNP	2-0-7-7
Gary	S	S	P	P	P	P	DNP	INA	P	P	P	P	P	P	P	P	13-2-1-2
Gold	S	S	S	S	S	S	S	S	S	S	S	S	S	S	S	S	16-16-0-0
Griese	S	S	S	S	S	S	S	S	S	S	INA	DNP	S	S	S	DNP	13-13-2-1
Hamilton	S	S	S	S	S	S	S	S	S	S	S	S	S	S	S	S	16-16-0-0
Hape	P	P	P	P	P	P	P	P	P	P	P	P	P	P	P	P	16-0-0-0
Haygood	PS	PS	PS	PS	PS	PS	PS	PS	INA	INA	INA	P	INA	INA	INA	INA	4-0-0-4
Hayward	INA	INA	P	INA	P	P	P	P	P	P	P	P	P	P	P	P	9-0-0-3
Herndon, K.	P	P	P	INA	P	P	P	P	P	P	P	P	P	P	P	P	14-0-0-2
Herndon, S.	P	DNP	P	P	P	P	P	S	S	S	S	S	S	S	S	S	15-9-1-0
Jackson	3QB	3QB	3QB	3QB	3QB	3QB	3QB	3QB	3QB	3QB	DNP	3QB	3QB	3QB	3QB	3QB	1-0-1-14
Johnson	NWT	NWT	NWT	NWT	NWT	NWT	NWT	NWT	NWT	NWT	NWT	NWT	NWT	NWT	NWT	INA	0-0-0-3
Kasper	INA	INA	P	INA	P	P	P	INA	NWT	NWT	NWT	NWT	NWT	NWT	NWT	NWT	4-0-0-4
Kennedy	S	S	S	S	S	SS	S	S	S	S	S	S	S	S	S	S	15-15-0-1
Knorr	NWT	NWT	NWT	NWT	NWT	NWT	NWT	NWT	P	P	P	P	P	P	P	P	8-0-0-0
Leach	NWT	NWT	NWT	NWT	NWT	NWT	NWT	NWT	P	P	P	P	P	P	P	P	8-0-0-0
Lelie	P	P	S	P	P	P	P	P	P	P	P	P	P	P	P	P	16-1-0-0
Lepis	S	S	S	P	S	S	S	S	S	S	S	S	S	S	S	S	16-15-0-0
McCaffrey	S	S	S	S	S	S	S	S	S	S	S	S	S	S	S	S	16-16-0-0
McGeoghan	NFI	NFI	NFI	NFI	NFI	NFI	NFI	NFI	NFI	NFI	NFI	NFI	NFI	NFI	NFI	NFI	0-0-0-0
McGlockton	S	S	S	S	S	S	S	S	S	S	S	S	S	S	S	P	16-15-0-0
Middlebrooks	P	P	P	P	P	P	P	P	P	P	P	INA	P	P	P	P	15-0-0-1
Mobley	S	S	S	S	S	S	S	S	S	S	S	S	S	S	S	S	16-16-0-0
Montgomery	P	P	P	P	P	P	P	P	P	P	P	P	P	P	P	P	15-0-0-1
Moore	NWT	NWT	NWT	NWT	NWT	NWT	NWT	NWT	INA	NWT	NWT	NWT	NWT	NWT	NWT	NWT	0-0-0-2
Nalen	S	S	S	S	S	S	S	S	IR	IR	IR	IR	IR	IR	IR	IR	7-7-0-0
Neil	S	S	S	S	S	S	S	S	S	S	S	S	S	S	S	S	16-16-0-0
O'Neal	S	S	S	S	S	S	S	S	S	S	S	S	S	S	P	S	16-14-0-0
Pittman	S	S	S	S	S	S	S	S	S	S	S	S	S	S	S	P	16-15-0-0
Poole	P	P	P	P	P	P	P	P	P	P	P	P	P	P	P	S	16-4-0-0
Pope	P	P	P	P	P	P	P	INA	INA	P	P	P	P	P	P	P	14-1-0-2
Portis	P	P	P	P	P	P	S	S	S	S	S	S	S	S	S	S	16-12-0-0
Pryce	S	S	S	S	S	S	S	S	S	S	S	S	S	S	S	S	16-16-0-0
Putzier	INA	INA	INA	P	INA	INA	INA	DNP	INA	S	P	DNP	INA	INA	INA	INA	3-1-2-11
Reagor	P	P	P	P	P	P	P	P	P	P	INA	P	P	P	P	P	15-1-0-1
Reese	S	S	S	S	S	S	S	S	S	S	INA	S	S	S	S	S	15-15-0-1
Rice	PS	PS	PS	PS	PS	PS	PS	PS	PS	PS	PS	PS	PS	PS	PS	PS	0-0-0-0
Rouen	P	P	P	P	P	P	P	P	P	P	NWT	NWT	NWT	NWT	NWT	NWT	8-0-0-0
Salaam	S	S	S	S	S	S	S	S	S	S	S	S	S	S	S	S	16-16-0-0
Scukanec	PS	PS	NWT	NWT	NWT	NWT	NWT	NWT	NWT	NWT	NWT	NWT	NWT	NWT	NWT	NWT	0-0-0-0
Sharpe	S	S	S	S	S	S	S	S	S	S	S	INA	INA	S	S	S	13-13-0-3
Smith	S	S	S	S	S	S	S	S	S	S	S	S	S	S	S	S	16-16-0-0
Spencer	INA	INA	INA	INA	INA	INA	INA	P	INA	INA	INA	INA	P	P	P	P	5-0-0-11
Spragan	P	P	P	P	P	P	P	P	P	P	P	P	P	P	P	P	16-0-0-0
Sykes	PS	PS	PS	PS	PS	PS	PS	PS	PS	PS	PS	PS	PS	PS	PS	PS	0-0-0-0
Walker	S	S	S	S	S	S	S	S	S	S	S	S	S	S	S	S	16-16-0-0
Walls	P	P	P	P	P	P	P	P	P	P	P	P	P	P	P	INA	13-0-0-3
Washington	P	P	INA	P	INA	INA	INA	P	INA	P	INA	INA	P	P	P	P	10-0-0-6
Watton	NWT	NWT	PS	PS	PS	PS	PS	PS	PS	PS	PS	PS	PS	PS	PS	PS	0-0-0-0
Wilson	S	S	S	S	S	S	S	S	S	S	S	P	S	S	S	S	16-15-0-0
Young	PS	PS	PS	PS	PS	PS	PS	PS	PS	PS	PS	PS	PS	PS	PS	PS	0-0-0-0

KEY: IR-injured reserve; DNP-did not play; RE-roster exemption; INA-inactive; PS-practice squad; NWT-not with team; SS-suspended; NFI-reserve/non-football injury; PUP-reserve/physically unable to perform; 3QB-inactive-third quarterback.

# 2002 INDIVIDUAL GAME-BY-GAME STATISTICS — RUSHING

Game	GARY				PORTIS				ANDERSON				DROUGHNS			
	Att.	Yds.	LG	TD	Att.	Yds.	LG	TD	Att.	Yds.	LG	TD	Att.	Yds.	LG	TD
St. Louis	11	37	7	0	5	34	15	0	7	17	6	0	Special Teams Only Special Teams Only			
at San Francisco	12	61	26	1	4	12	6	0	10	95	32	0				
Buffalo	0	0	—	0	18	103	24	1	7	28	7	0	0	0	—	0
at Baltimore	5	18	5	0	8	55	24	0	5	19	9	0	1	1	1	1
San Diego	4	8	3	0	20	102	16	0	Did Not Play				1	1	1	0
Miami	0	0	—	0	18	75	15	0	5	17	9	0	0	0	—	0
at Kansas City	Did Not Play Inactive				15	70	17	1	9	34	8	1	0	0	—	0
at New England					26	111	11	2	7	21	6	0	1	0	0	0
Oakland	Special Teams Only				14	50	11	1	3	8	6	0	0	0	—	0
at Seattle					23	136	34	0	4	20	9	1	0	0	—	0
Indianapolis	1	19	19	0	18	88	11	2	2	8	5	0	1	9	9	0
at San Diego	1	-4	-4	0	23	159	43	2	2	6	4	0	0	0	—	0
at New York Jets	1	0	—	0	24	103	10	0	1	3	3	0	0	0	—	0
Kansas City	0	0	—	0	21	130	51	3	12	59	13	0	0	0	—	0
at Oakland	1	0	—	0	12	52	13	1	3	20	11	0	0	0	—	0
Arizona	Inactive				24	228	59	2	7	31	17	0	0	0	—	0
TOTAL					273	1,508	59	15	84	386	32	2	4	11	9	1

Game	GRIESE				LELIE				R. SMITH				MONTGOMERY			
	Att.	Yds.	LG	TD	Att.	Yds.	LG	TD	Att.	Yds.	LG	TD	Att.	Yds.	LG	TD
St. Louis	3	16	13	0	0	0	—	0	0	0	—	0	0	0	—	0
at San Francisco	4	14	11	0	0	0	—	0	3	-3	1	0	0	0	—	0
Buffalo	5	4	5	0	0	0	—	0	0	0	—	0	1	28	28	0
at Baltimore	2	4	3	1	0	0	—	0	0	0	—	0	0	0	—	0
San Diego	5	2	3	0	0	0	—	0	0	0	—	0	1	4	4	0
Miami	3	19	11	0	0	0	—	0	0	0	—	0	0	0	—	0
at Kansas City	2	13	11	0	1	24	24	0	0	0	—	0	0	0	—	0
at New England	3	-1	1	0	1	4	4	0	1	1	1	0	1	0	0	0
Oakland	3	7	5	0	2	12	7	0	0	0	—	0	0	0	—	0
at Seattle	2	16	9	0	0	0	—	0	2	11	9	0	0	0	—	0
Indianapolis	Inactive—3rd QB Did Not Play				0	0	—	0	0	0	—	0	0	0	—	0
at San Diego					0	0	—	0	0	0	—	0	1	-5	-5	0
at New York Jets	3	5	3	0	0	0	—	0	0	0	—	0	0	0	—	0
Kansas City	2	8	7	0	0	0	—	0	0	0	—	0	0	0	—	0
at Oakland	0	0	—	0	0	0	—	0	0	0	—	0	0	0	—	0
Arizona	Did Not Play				0	0	—	0	0	0	—	0	0	0	—	0
TOTAL					4	40	24	0	6	9	9	0	4	27	28	0

Ed McCaffrey 2 rushes for 22 yards at San Francisco (9/15).

Steve Beuerlein 2 rush for 0 yards at Seattle (11/17), 2 rush for 9 yards at Oakland (12/22/02), 1 rush for 0 yards vs. Arizona (12/29), TOTAL: 5-9, 1-8, LG of 8.

Tom Rouen 1 rush for 0 yards vs. Buffalo (9/22).

# 2002 INDIVIDUAL GAME-BY-GAME STATISTICS — RECEIVING

Game	R. SMITH				McCAFFREY				SHARPE				LELIE			
	Rec.	Yds.	LG	TD	Rec.	Yds.	LG	TD	Rec.	Yds.	LG	TD	Rec.	Yds.	LG	TD
St. Louis	5	47	16	1	2	50	27	1	3	31	14	0	0	0	—	0
at San Francisco	3	22	12	0	2	11	6	0	5	52	16	0	1	11	11	0
Buffalo	7	94	26	1	3	35	24	0	0	0	—	0	2	36	20	0
at Baltimore	5	61	24	0	8	90	13	0	9	75	13	0	2	24	15	0
San Diego	6	83	34	0	6	113	69	1	4	39	12	0	2	13	8	0
Miami	9	88	16	0	5	61	22	0	3	25	13	0	2	41	30	0
at Kansas City	7	92	29	0	1	4	4	0	12	214	82	2	3	33	21	0
at New England	7	54	21	0	8	116	21	0	2	19	11	1	1	40	40	0
Oakland	8	72	17	0	6	54	18	0	1	10	10	0	8	65	17	0
at Seattle	5	58	16	1	4	36	20	0	Inactive (right elbow) Inactive (right elbow)				2	18	9	
Indianapolis	6	73	27	1	2	29	25	0					1	23	23	0
at San Diego	2	36	23	0	7	126	47	0	Inactive (right elbow) Inactive (right elbow)				1	4	4	0
at New York Jets	6	38	9	0	3	32	15	0					3	38	16	1
Kansas City	3	83	46	0	2	11	6	0	5	31	9	0	2	68	40	0
at Oakland	5	64	24	0	3	23	15	0	7	84	30	0	4	106	48	0
Arizona	5	62	20	1	7	112	52	0	1	6	6	0	1	5	5	1
TOTAL	89	1,027	46	5	69	903	69	2	61	686	82	3	35	525	48	2

Game	CARSWELL				GARY				PORTIS				ANDERSON			
	Rec.	Yds.	LG	TD	Rec.	Yds.	LG	TD	Rec.	Yds.	LG	TD	Rec.	Yds.	LG	TD
St. Louis	1	6	6	0	5	48	19	0	0	0	—	0	2	20	15	0
at San Francisco	0	0	—	0	1	11	11	0	0	0	—	0	1	1	1	1
Buffalo	2	5	4	1	0	0	—	0	1	4	4	0	2	26	22	0
at Baltimore	3	24	9	0	2	14	8	0	3	30	17	0	2	8	4	0
San Diego	0	0	—	0	3	31	15	0	2	17	9	1	Did Not Play			
Miami	0	0	—	0	0	0	—	0	6	67	21	0				
at Kansas City	0	0	—	0	Did Not Play Inactive				3	14	5	0	4	19	8	0
at New England	0	0	—	0					0	0	—	0	0	0	—	0
Oakland	5	57	19	0	Special Teams Only				4	26	15	0	1	2	2	0
at Seattle	1	12	12	0					2	52	38	0	1	6	6	0
Indianapolis	3	21	9	0	1	10	10	0	0	0	—	0	0	0	—	0
at San Diego	5	54	19	0	1	2	2	0	3	34	17	0	0	0	—	0
at New York Jets	0	0	—	0	3	23	13	0	3	22	12	0	1	13	13	0
Kansas City	1	10	10	0	0	0	—	0	3	75	66	1	2	19	10	0
at Oakland	0	0	—	0	0	0	—	0	1	5	5	0	0	0	—	0
Arizona	0	0	—	0	Inactive				2	18	14	0	0	0	—	0
TOTAL	21	189	19	1	18	148	19	0	33	364	66	2	18	167	52	1

Game	MONTGOMERY				HAPE				DROUGHNS			
	Rec.	Yds.	LG	TD	Rec.	Yds.	LG	TD	Rec.	Yds.	LG	TD
St. Louis	0	0	—	0	0	0	—	0	Special Teams Only Special Teams Only			
at San Francisco	1	11	11	1	0	0	—	0				
Buffalo	1	8	8	0	1	3	3	0	0	0	—	0
at Baltimore	0	0	—	0	1	2	2	1	0	0	—	0
San Diego	1	11	11	0	1	7	7	0	1	2	2	0
Miami	0	0	—	0	0	0	—	0	0	0	—	0
at Kansas City	0	0	—	0	0	0	—	0	0	0	—	0
at New England	0	0	—	0	0	0	—	0	0	0	—	0
Oakland	0	0	—	0	1	7	7	0	0	0	—	0
at Seattle	0	0	—	0	1	1	1	1	1	17	17	0
Indianapolis	1	21	21	0	0	0	—	0	1	8	8	0
at San Diego	0	0	—	0	1	6	6	0	2	26	22	1
at New York Jets	Inactive				0	0	—	0	0	0	—	0
Kansas City					0	0	—	0	0	0	—	0
at Oakland	0	0	—	0	0	0	—	0	0	0	—	0
Arizona	0	0	—	0	0	0	—	0	0	0	—	0
TOTAL	4	51	21	1	6	26	7	2	5	53	22	1



## 2002 INDIVIDUAL GAME-BY-GAME STATISTICS — PASSING

Game	GRIESE									
	Att.	Cmp.	Yds.	Pct.	Yds./Att.	TD	Int	LG	Sack/Lost	Rtg.
St. Louis	27	18	202	0.68	7.5	2	2	27	4/15	82.6
at San Francisco	19	14	119	0.74	6.3	2	0	16	4/21	124.7
Buffalo	31	19	211	0.61	6.8	2	0	26	4/32	103.0
at Baltimore	53	35	328	0.66	4.5	1	3	24	3/22	65.6
San Diego	35	26	316	0.74	9.0	2	1	69	2/16	108.8
Miami	46	27	335	0.59	12.4	1	2	52	3/36	70.5
at Kansas City	50	30	376	0.60	7.5	2	0	82	1/10	96.8
at New England	23	18	229	0.78	10.0	1	1	40	2/14	104.5
Oakland	47	34	293	0.72	6.2	0	1	19	4/28	79.5
at Seattle	27	17	194	0.63	7.2	0	1	38	1/10	69.1
Indianapolis	Inactive—3rd Quarterback									
at San Diego	Did Not Play									
at NY Jets	37	28	266	0.76	7.2	1	1	22	2/8	92.8
Kansas City	26	18	297	0.69	11.4	1	1	66	2/12	104.2
at Oakland	15	7	48	0.47	3.2	0	2	15	2/13	
Arizona	Did Not Play									
<b>TOTAL</b>	<b>436</b>	<b>2913</b>	<b>2,14</b>	<b>0.67</b>	<b>7.4</b>	<b>15</b>	<b>15</b>	<b>8234</b>	<b>237</b>	<b>85.6</b>

Game	JACKSON									
	Att.	Cmp.	Yds.	Pct.	Yds./Att.	TD	Int	LG	Sack/Lost	Rtg.
N.Y. Giants	Inactive—3rd Quarterback									
St. Louis	Inactive—3rd Quarterback									
at San Francisco	Inactive—3rd Quarterback									
Buffalo	Inactive—3rd Quarterback									
at Baltimore	Inactive—3rd Quarterback									
San Diego	Inactive—3rd Quarterback									
Miami	Inactive—3rd Quarterback									
at Kansas City	Inactive—3rd Quarterback									
at New England	Inactive—3rd Quarterback									
Oakland	Inactive—3rd Quarterback									
at Seattle	Inactive—3rd Quarterback									
Indianapolis	Did Not Play									
at San Diego	Inactive—3rd Quarterback									
at NY Jets	Inactive—3rd Quarterback									
Kansas City	Inactive—3rd Quarterback									
at Oakland	Inactive—3rd Quarterback									
Arizona	0	0	0	0.00	0.00	0	0	—	0	0.0
<b>TOTAL</b>	<b>0</b>	<b>0</b>	<b>0</b>	<b>0.00</b>	<b>0.00</b>	<b>0</b>	<b>0</b>	<b>0</b>	<b>0</b>	<b>0.0</b>

Rod Smith attempted one pass vs. Baltimore (9/30), incomplete, intended for Ed McCaffrey.

## SCORING

Game	ELAM						PORTIS						R. SMITH					
	TD	FG	PAT	Tot	TD	FG	PAT	Tot	TD	FG	PAT	Tot	TD	FG	PAT	Tot	TD	FG
N.Y. Giants	0	0	0	1	4	7	0	1	0	0	0	6	0	1	0	0	6	0
St. Louis	0	0	0	3	2	11	0	0	0	0	0	0	0	1	0	0	6	0
at San Francisco	0	0	0	1	3	6	0	0	0	0	0	0	0	0	0	0	0	0
Buffalo	0	0	0	0	4	4	1	0	0	0	0	6	0	1	0	0	6	0
at Baltimore	0	0	0	1	2	5	0	0	0	0	0	0	0	0	0	0	0	0
San Diego	0	0	0	1	3	6	0	1	0	0	0	6	0	0	0	0	0	0
Miami	0	0	0	5	1	16	0	0	0	0	0	0	0	0	0	0	0	0
at Kansas City	0	0	0	3	4	13	1	0	0	0	0	6	0	0	0	0	0	0
at New England	0	0	0	1	3	6	2	0	0	0	0	12	0	0	0	0	0	0
Oakland	0	0	0	1	1	4	1	0	0	0	0	6	0	0	0	0	0	0
at Seattle	0	0	0	1	4	7	0	0	0	0	0	0	0	1	0	0	6	0
Indianapolis	0	0	0	0	2	2	2	0	0	0	0	12	0	1	0	0	6	0
at San Diego	0	0	0	2	3	9	2	0	0	0	0	12	0	0	0	0	0	0
at NY Jets	0	0	0	2	1	7	0	0	0	0	0	0	0	0	0	0	0	0
Kansas City	0	0	0	1	4	7	3	1	0	0	0	24	0	0	0	0	0	0
at Oakland	0	0	0	1	1	4	1	0	0	0	0	6	0	0	0	0	0	0
Arizona	0	0	0	3	4	13	2	0	0	0	0	12	0	1	0	0	6	0
<b>TOTAL</b>	<b>0</b>	<b>0</b>	<b>0</b>	<b>26</b>	<b>42</b>	<b>120</b>	<b>15</b>	<b>2</b>	<b>0</b>	<b>0</b>	<b>0</b>	<b>102</b>	<b>0</b>	<b>5</b>	<b>0</b>	<b>0</b>	<b>30</b>	<b>0</b>

## 2002 INDIVIDUAL GAME-BY-GAME STATISTICS — SCORING, CONT.

Game	ANDERSON						SHARPE						DROUGHNS					
	TD	FG	2pt	Tot	TD	FG	2pt	Tot	TD	FG	2pt	Tot	TD	FG	2pt	Tot	TD	FG
N.Y. Giants	1	0	0	0	6	0	1	0	0	0	6	0	Special Teams Only					
St. Louis	0	0	0	0	0	0	0	0	0	0	0	0	0	0	0	0	0	0
at San Francisco	0	1	0	0	6	0	0	0	0	0	0	0	0	0	0	0	0	0
Buffalo	0	0	0	0	0	0	0	0	0	0	0	0	0	0	0	0	0	0
at Baltimore	0	0	0	0	0	0	0	0	0	0	0	0	1	0	0	0	6	0
San Diego	Did Not Play						0	0	0	0	0	0	0	0	0	0	0	0
Miami	0	1	0	0	6	0	0	0	0	0	0	0	0	0	0	0	0	0
at Kansas City	1	0	0	0	6	0	2	0	0	0	12	0	0	0	0	0	0	0
at New England	0	0	0	0	0	0	1	0	0	0	6	0	0	0	0	0	0	0
Oakland	Special Teams Only						0	0	0	0	0	0	0	0	0	0	0	0
at Seattle	1	0	0	0	6	Inactive (right elbow)						0	0	0	0	0	0	0
Indianapolis	0	0	0	0	0	Inactive (right elbow)						0	0	0	0	0	0	0
at San Diego	0	0	0	0	0	Inactive (right elbow)						0	1	0	0	0	6	0
at NY Jets	0	0	0	0	0	0	0	0	0	0	0	0	0	0	0	0	0	0
Kansas City	0	0	0	0	0	0	0	0	0	0	0	0	0	0	0	0	0	0
at Oakland	0	0	0	0	0	0	0	0	0	0	0	0	0	0	0	0	0	0
Arizona	0	0	0	0	0	0	0	0	0	0	0	0	0	0	0	0	0	0
<b>TOTAL</b>	<b>2</b>	<b>2</b>	<b>0</b>	<b>0</b>	<b>24</b>	<b>0</b>	<b>3</b>	<b>0</b>	<b>0</b>	<b>0</b>	<b>18</b>	<b>1</b>	<b>1</b>	<b>0</b>	<b>0</b>	<b>0</b>	<b>12</b>	<b>0</b>

Game	HAPE						LELIE						MCCAFFREY					
	TD	FG	2pt	Tot	TD	FG	2pt	Tot	TD	FG	2pt	Tot	TD	FG	2pt	Tot	TD	FG
St. Louis	0	0	0	0	0	0	0	0	0	0	0	0	0	1	0	0	6	0
at San Francisco	0	0	0	0	0	0	0	0	0	0	0	0	0	0	0	0	0	0
Buffalo	0	0	0	0	0	0	0	0	0	0	0	0	0	0	0	0	0	0
at Baltimore	0	1	0	0	6	0	0	0	0	0	0	0	0	0	0	0	0	0
San Diego	0	0	0	0	0	0	0	0	0	0	0	0	0	1	0	0	6	0
Miami	0	0	0	0	0	0	0	0	0	0	0	0	0	0	0	0	0	0
at Kansas City	0	0	0	0	0	0	0	0	0	0	0	0	0	0	0	0	0	0
at New England	0	0	0	0	0	0	0	0	0	0	0	0	0	0	0	0	0	0
Oakland	0	0	0	0	0	0	0	0	0	0	0	0	0	0	0	0	0	0
at Seattle	0	1	0	0	6	0	0	0	0	0	0	0	0	0	0	0	0	0
Indianapolis	0	0	0	0	0	0	0	0	0	0	0	0	0	0	0	0	0	0
at San Diego	0	0	0	0	0	0	0	0	0	0	0	0	0	0	0	0	0	0
at NY Jets	0	0	0	0	0	0	1	0	0	0	6	0	0	0	0	0	0	0
Kansas City	0	0	0	0	0	0	0	0	0	0	0	0	0	0	0	0	0	0
at Oakland	0	0	0	0	0	0	0	0	0	0	0	0	0	0	0	0	0	0
Arizona	0	0	0	0	0	0	1	0	0	0	6	0	0	0	0	0	0	0
<b>TOTAL</b>	<b>0</b>	<b>2</b>	<b>0</b>	<b>0</b>	<b>12</b>	<b>0</b>	<b>2</b>	<b>0</b>	<b>0</b>	<b>0</b>	<b>12</b>	<b>0</b>	<b>2</b>	<b>0</b>	<b>0</b>	<b>0</b>	<b>12</b>	<b>0</b>

Game	O'NEAL						BEUERLEIN						GRIESE	
------	--------	--	--	--	--	--	-----------	--	--	--	--	--	--------	--

## 2002 INDIVIDUAL GAME-BY-GAME STATISTICS — RETURNS

KICKOFF RETURNS															PUNT RETURNS					
	ANDERSON					DROUGHS					MONTGOMERY					O'NEAL				
Game	No.	Yds.	Avg.	LG	TD	No.	Yds.	Avg.	LG	TD	No.	Yds.	Avg.	LG	TD	No.	Yds.	Avg.	LG	TD
St. Louis	0	0	0.0	—	0	0	0	0.0	—	0	0	0	0.0	—	0	1	4	4.0	4	0
at San Francisco	0	0	0.0	—	0	0	0	0.0	—	0	0	0	0.0	—	0	4	13	3.3	7	0
Buffalo	0	0	0.0	—	0	0	0	0.0	—	0	0	0	0.0	—	0	3	15	5.0	13	0
at Baltimore	0	0	0.0	—	0	0	0	0.0	—	0	5	134	26.8	40	0	1	24	24.0	24	0
San Diego	0	0	0.0	—	0	0	0	0.0	—	0	0	0	0.0	—	0	1	14	14.0	14	0
Miami	0	0	0.0	—	0	0	0	0.0	—	0	0	0	0.0	—	0	2	28	14.0	15	0
at Kansas City	0	0	0.0	—	0	0	0	0.0	—	0	0	0	0.0	—	0	2	0	0.0	0	0
at New England	0	0	0.0	—	0	0	0	0.0	—	0	4	102	25.5	32	0	3	1	0.3	1	0
Oakland	0	0	0.0	—	0	0	0	0.0	—	0	4	102	25.5	33	0	0	0	0.0	—	0
at Seattle	0	0	0.0	—	0	3	72	24.0	30	0	0	0	0.0	—	0	1	0	0.0	0	0
Indianapolis	0	0	0.0	—	0	3	97	32.3	53	0	0	0	0.0	—	0	1	53	53.0	53	0
at San Diego	0	0	0.0	—	0	3	58	19.3	27	0	2	32	16.0	18	0	2	5	2.5	5	0
at NY Jets	2	39	19.5	23	0	3	86	28.7	45	0	Inactive					1	9	9.0	9	0
Kansas City	0	0	0.0	—	0	4	97	24.3	29	0	0	0	0.0	—	0	4	24	6.0	15	0
at Oakland	0	0	0.0	—	0	3	76	25.3	30	0	0	0	0.0	—	0	1	44	44.0	44	0
Arizona	0	0	0.0	—	0	1	30	30.0	30	0	0	0	0.0	—	0	3	17	5.7	15	0
TOTAL	2	39	19.5	23	0	20	516	25.8	53	0	15	370	24.7	40	0	30	251	8.4	53	0

**T. Poole** had four punt returns for 24 yds at Baltimore (9/30). **Coleman** had one kickoff return for 6 yards against San Francisco (9/15). **Reagar** had one kickoff return for 16 yards at Baltimore (9/30); had two kickoff returns for 33 yards vs. Oakland (11/11). **Garv** had 1 kickoff return for 25 yards vs. Indianapolis (11/24). **O'Neal** had 1 kickoff return for 16 yards at New York (12/8/02). **Carswell** had one kickoff return for 14 yards vs. Indianapolis (11/24), had one kickoff return for 0 yards vs. Arizona (11/29). **Kevin Kasper** had 15 returns for 393 yards (28.0) before being released. **Patrick Hape** had one kickoff return for 16 yards at San Diego (12/1). **Garv** had one kickoff return for 13 yards at Oakland (12/22).

## SCORE BY PERIOD

	BRONCOS					OPPONENTS						
Game	1	2	3	4	OT	1	2	3	4	OT	Final	Record
St. Louis	7	9	0	7	—	0	6	7	3	—	23-16	1-0-
at San Fran.	0	3	7	14	—	0	7	0	7	—	24-24	2-0
Buffalo	7	7	7	7	—	0	7	3	13	—	28-23	3-0
at Baltimore	3	0	13	7	—	0	31	3	0	—	23-34	3-1
San Diego	7	12	0	7	—	0	0	3	6	—	26-9	4-1
Miami	6	3	3	10	—	0	7	0	17	—	22-24	4-2
at Kansas City	3	3	14	14	3	7	6	14	7	0	37-34	5-2
at New England	7	14	0	3	—	0	7	3	6	—	24-16	6-2
Oakland	0	7	0	3	—	10	11	6	7	—	10-34	6-3
at Seattle	0	3	7	21	—	0	0	6	3	—	31-9	7-3
Indianapolis	0	6	7	7	0	3	0	14	3	3	20-23	7-4
at San Diego	10	7	7	3	0	0	24	0	3	3	27-30	7-5
at NY Jets	3	10	0	0	—	0	6	3	10	—	13-19	7-6
Kansas City	14	0	14	3	—	0	0	14	10	—	31-24	8-6
at Oakland	0	3	7	6	—	14	7	0	7	—	28-16	8-7
Arizona	3	6	7	21	—	0	7	0	0	—	37-7	9-7
<b>TOTAL</b>	<b>70</b>	<b>93</b>	<b>93</b>	<b>133</b>	<b>3</b>	<b>34</b>	<b>126</b>	<b>76</b>	<b>102</b>	<b>6</b>	<b>392-344</b>	<b>9-7</b>

## FIELD GOALS

ELAM						
1-19	20-29	30-39	40-49	50-59	60+	Total
0/0	0/0	2/2	1/1	0/0	0/0	3/3
0/0	1/1	0/0	0/0	0/0	0/1	1/1
0/0	0/0	0/0	0/1	0/0	0/0	0/1
0/0	0/0	0/0	1/2	0/1	0/0	1/3
0/0	0/0	1/1	0/1	0/0	0/0	1/2
0/0	1/1	1/1	1/1	2/2	0/0	5/5
0/0	1/1	2/2	0/0	0/0	0/0	3/3
1/1	0/0	0/1	0/1	0/0	0/1	1/3
0/0	1/1	0/0	0/0	0/0	0/0	1/1
0/0	0/0	0/0	1/2	0/0	0/0	1/2
0/0	0/0	0/0	0/0	0/0	0/0	0/0
0/0	1/1	0/0	0/0	1/2	0/0	2/3
0/0	2/2	0/1	0/1	0/0	0/0	2/4
0/0	0/0	1/1	0/0	0/0	0/0	1/1
0/0	1/1	0/0	0/0	0/0	0/0	1/1
0/0	1/1	0/0	1/1	1/1	0/0	3/3
<b>1/1</b>	<b>9/9</b>	<b>7/9</b>	<b>5/11</b>	<b>4/6</b>	<b>0/0</b>	<b>26/36</b>

## PUNTING

KNORR							ROUEN						
Game	No.	Yds.	Avg.	TB	In20	LG	No.	Yds.	Avg.	TB	In20	LG	
St. Louis			Not With Team				3	155	51.7	0	0	63	
at San Francisco			Not With Team				4	147	36.8	0	2	46	
Buffalo			Not With Team				6	259	43.2	2	1	53	
at Baltimore			Not With Team				4	166	41.5	0	2	53	
San Diego			Not With Team				4	174	43.5	2	1	51	
Miami			Not With Team				2	100	50.0	0	0	54	
at Kansas City			Not With Team				4	166	41.5	0	0	47	
at New England			Not With Team				2	72	36.0	0	0	46	
Oakland	3	113	37.7	0	2	44			Not With Team				
at Seattle	3	107	35.7	0	2	46			Not With Team				
Indianapolis	3	113	37.7	1	1	40			Not With Team				
at San Diego	5	183	36.6	1	0	43			Not With Team				
at NY Jets	1	44	44.0	0	0	44			Not With Team				
Kansas City	3	124	41.3	0	0	59			Not With Team				
at Oakland	5	174	34.8	0	2	45			Not With Team				
Arizona	1	48	48.0	0	1	48			Not With Team				
TOTAL	24	906	37.8	2	8	59	29	1,239	42.7	4	6	63	

## 2002 INDIVIDUAL GAME-BY-GAME STATISTICS — DEFENSE

	BERRY					BRANDON					DALTON					GOLD				
Game	UT	A	TT	S-Yds	I-Yds	UT	A	TT	S-Yds	I-Yds	UT	A	TT	S-Yds	I-Yds	UT	A	TT	S-Yds	I-Yds
St. Louis	0	0	0	0-0	0-0	0	0	0	0-0	0-0	1	0	1	0-0	0-0	10	2	12	0-0	0-0
at San Fran.	0	0	0	0-0	0-0	0	0	0	0-0	0-0	4	0	4	0-0	0-0	10	1	11	1-7	0-0
Buffalo	2	0	2	1-9	0-0	0	0	0	0-0	0-0	1	0	1	0-0	0-0	7	1	8	0-0	0-0
at Baltimore	0	0	0	0-0	0-0	1	0	1	0-0	0-0	2	0	2	0-0	0-0	6	2	8	0-0	0-0
San Diego	0	0	0	0-0	0-0	0	0	0	0-0	0-0	1	1	2	0-0	0-0	5	1	6	0-0	0-0
Miami	0	0	0	0-0	0-0	0	0	0	0-0	0-0	3	1	4	0-0	0-0	3	4	7	0-0	0-0
at Kansas City	2	0	2	1-7	0-0	5	2	7	0-0	0-0	3	1	4	0-0	0-0	9	4	13	0-0	0-0
at N.E.	2	0	2	2-2	0-0	0	0	0	0-0	0-0	2	0	2	0-0	0-0	7	1	8	1-3	0-0
Oakland	0	0	0	0-0	0-0	2	0	2	0-0	0-0	0	0	0	0-0	0-0	9	4	13	1-5	0-0
at Seattle	3	0	3	1-1	0-0	2	0	2	0-0	0-0	1	0	1	0-0	0-0	7	3	10	0-0	0-0
Indianapolis	1	1	2	0-0	0-0	0	0	0	0-0	0-0	5	0	5	0-0	0-0	10	2	12	0-0	0-0
at San Diego	0	0	0	0-0	0-0	0	0	0	0-0	0-0	2	0	2	0-0	0-0	10	3	13	0-0	0-0
at NY Jets	0	1	1	0.5-6	0-0	0	0	0	0-0	0-0	2	1	3	0-0	0-0	7	2	9	1-10	0-0
Kansas City	0	0	0	0-0	0-0	3	0	3	0-0	0-0	0	0	0	0-0	0-0	10	3	13	1-1	0-0
at Oakland	2	0	2	1-5	0-0	2	0	2	0-0	0-0	1	1	2	0-0	0-0	12	1	13	1-3	0-0
Arizona	0	0	0	0-0	0-0	1	0	1	0-0	0-0	5	1	6	1-13	0-0	8	2	10	0.5-5	0-0
TOTAL	12	2	14	6.5-30	0-0	16	2	18	0-0	0-0	33	6	39	1-13	0-0	130	36	166	6.5-34	0-0

	KENNEDY					McGLOCKTON					MOBLEY					O'NEAL				
Game	UT	A	TT	S-Yds	I-Yds	UT	A	TT	S-Yds	I-Yds	UT	A	TT	S-Yds	I-Yds	UT	A	TT	S-Yds	I-Yds
St. Louis	5	0	5	0-0	0-0	4	0	4	0-0	0-0	9	3	12	0-0	0-0	4	0	4	0-0	0-0
at San Fran.	4	1	5	0-0	0-0	4	2	6	0-0	0-0	10	2	12	0-0	0-0	4	1	5	0-0	1-0
Buffalo	8	2	10	0-0	0-0	3	1	4	0-0	0-0	4	4	8	1-9	0-0	8	0	8	0-0	0-0
at Baltimore	4	5	9	0-0	0-0	2	5	7	0-0	0-0	4	2	6	0-0	0-0	2	0	2	0-0	0-0
San Diego	6	1	7	0-0	0-0	3	0	3	0-0	0-0	5	4	9	0-0	0-0	4	2	6	0-0	2-48
Miami	3	2	5	0-0	0-0	1	0	1	0-0	0-0	4	1	5	0-0	0-0	7	0	7	0-0	0-0
at Kansas City	Inactive—Suspended					1	1	2	0-0	0-0	4	4	8	0-0	0-0	3	0	3	0-0	0-0
at N.E.	4	2	6	0-0	0-0	1	2	3	0-0	0-0	9	1	10	0-0	0-0	0	1	1	0-0	0-0
Oakland	4	0	4	0-0	0-0	3	0	3	0-0	0-0	8	3	11	0-0	0-0	4	1	5	0-0	0-0
at Seattle	4	1	5	0-0	0-0	6	3	9	1-5-9	0-0	6	3	9	0-0	0-0	4	0	4	0-0	1-22
Indianapolis	9	3	12	0-0	0-0	3	2	5	0-0	0-0	9	1	10	0-0	0-0	7	0	7	0-0	1-0
at San Diego	7	3	10	0-0	0-0	3	0	3	1-3	0-0	5	2	7	0-0	0-0	3	1	4	0-0	0-0
at NY Jets	3	1	4	0-0	0-0	2	2	4	0-0	0-0	6	0	6	0-0	0-0	4	1	5	0-0	0-0
Kansas City	2	2	4	0-0	0-0	1	0	1	0-0	0-0	9	2	11	0-0	0-0	1	0	1	0-0	0-0
at Oakland	4	0	4	0-0	0-0	2	2	4	0-0	0-0	6	2	8	0-0	0-0	1	1	2	0-0	0-0
Arizona	5	3	8	0-0	0-0	3	1	4	0-0	0-0	8	2	10	0-0	0-0	3	1	4	0-0	0-0
TOTAL	72	26	98	0-0	0-0	42	21	63	2-5-12	0-0	106	36	142	1-9	0-0	59	9	68	0-0	5-70

	PITTMAN					POOLE					POPE					PRYCE					
Game	UT	A	TT	S-Yds	I-Yds	UT	A	TT	S-Yds	I-Yds	UT	A	TT	S-Yds	I-Yds	UT	A	TT	S-Yds	I-Yds	
St. Louis	1	0	1	0-0	0-0	1	0	1	0-0	0-0	3	0	3	1-2	0-0	4	1	5	1-9	0-0	
at San Fran.	2	1	3	0-0	0-0	1	0	1	0-0	0-0	1	0	1	0-0	0-0	2	0	2	1-8	0-0	
Buffalo	1	1	2	0-0	0-0	1	0	1	0-0	0-0	2	0	2	0-0	0-0	2	0	2	1-4	0-0	
at Baltimore	7	1	8	0-0	0-0	5	0	5	1-6	0-0	0	0	0	0-0	0-0	2	0	2	0-0	0-0	
San Diego	1	1	2	0-0	0-0	4	0	4	0-0	0-0	1	1	2	0-0	0-0	3	0	3	0-0	0-0	
Miami	4	1	5	0-0	0-0	1	0	1	0-0	0-0	0	0	0	0-0	0-0	6	1	7	1-9	0-0	
at Kansas City	4	0	4	0-0	0-0	1	2	3	0-0	0-0	Inactive		Inactive		Inactive		5	0	5	2-17	0-0
at N.E.	0	0	0	0-0	0-0	2	0	2	0-0	0-0	Inactive		Inactive		Inactive		4	0	4	1-7	0-0
Oakland	0	0	0	0-0	0-0	0	0	0	0-0	0-0	0	0	0	0-0	0-0	3	0	3	0-0	0-0	
at Seattle	2	1	3	0-0	0-0	2	0	2	0-0	0-0	2	1	3	0-0	0-0	3	2	5	1.5-9	0-0	
Indianapolis	4	0	4	0-0	0-0	6	0	6	0-0	0-0	3	0	3	0-0	0-0	2	0	2	0-0	0-0	
at San Diego	5	1	6	0-0	0-0	5	1	6	0-0	0-0	1	0	1	0-0	0-0	3	0	3	0-0	0-0	
at NY Jets	4	1	5	0-0	0-0	2	0	2	0-0	0-0	1	1	2	0-0	0-0	3	2	5	0-0	0-0	
Kansas City	1	0	1	0-0	0-0	8	1	9	0-0	0-0	1	0	1	0-0	0-0	2	1	3	0-0	0-0	
at Oakland	3	0	3	0-0	0-0	8	0	8	0-0	0-0	3	0	3	2-7	0-0	5	0	5	0-0	0-0	
Arizona	0	3	3	0-0	0-0	4	0	4	0-0	0-0	1	0	1	1-7	0-0	2	3	5	0.5-5	0-0	
TOTAL	39	11	50	0-0	0-0	51	4	55	1-6	0-0	19	3	22	4-16	0-0	51	10	61	9-68	0-0	

## 2002 INDIVIDUAL GAME-BY-GAME STATISTICS — DEFENSE

	REAGOR					REESE					WALKER					WASHINGTON				
Game	UT	A	TT	S-Yds	I-Yds	UT	A	TT	S-Yds	I-Yds	UT	A	TT	S-Yds	I-Yds	UT	A	TT	S-Yds	I-Yds
St. Louis	4	1	5	0-0	0-0	2	0	2	0-0	0-0	2	1	3	0-0	0-0	1	1	2	0-0	1-2
at San Fran.	2	1	3	0-0	0-0	1	0	1	0-0	0-0	4	1	5	0-0	0-0	3	1	4	0-0	0-0
Buffalo	2	1	3	1-9	0-0	3	0	3	0-0	0-0	3	0	3	0-0	0-0				Inactive	
at Baltimore	1	0	1	0-0	0-0	5	1	6	0-0	0-0	1	0	1	0-0	0-0	3	0	3	0-0	0-0
San Diego	1	0	1	0-0	0-0	5	0	5	0-0	0-0	6	0	6	0-0	0-0				Inactive	
Miami	3	1	4	0-9	1-31	7	1	8	0-0	0-0	2	0	2	0-0	0-0				Inactive	
at Kansas City	0	0	0	0-0	0-0	4	1	5	0-0	0-0	2	2	4	0-0	0-0	0	0	0	0-0	0-0
at N.E.	0	1	1	0-0	0-0	2	1	3	0-0	0-0	5	1	6	0-0	0-0	1	1	2	0-0	0-0
Oakland	0	1	1	0-0	0-0	1	2	3	0-0	0-0	5	0	5	0-0	0-0				Inactive	
at Seattle				Inactive					Inactive		3	1	4	0-0	1-8	1	0	1	0-0	0-0
Indianapolis	1	1	2	0-0	0-0	2	1	3	0-0	0-0	5	0	5	0-0	0-0				Inactive	
at San Diego	0	0	0	0-0	0-0	3	0	3	0-0	0-0	8	0	8	0-0	0-0				Inactive	
at NY Jets	0	0	0	0-0	0-0	3	1	4	0.5-6	0-0	5	0	5	0-0	0-0	0	0	0	0-0	0-0
Kansas City	1	1	2	0-0	0-0	3	1	4	0-0	0-0	7	1	8	0-0	0-0	0	0	0	0-0	0-0
at Oakland	0	0	0	0-0	0-0	6	0	6	0-0	0-0	1	1	2	0-0	0-0	0	0	0	0-0	0-0
Arizona	1	0	1	0-0	0-0	1	1	2	0-0	0-0	1	1	2	0-0	0-0	0	1	1	0-0	0-0
TOTAL	16	8	24	1-18	1-31	48	10	58	0.5-6	0-0	60	9	69	0-0	1-8	9	4	13	0-0	1-2

WILSON						HAYWARD						BURNS						K. HERNDON					
Game	UT	A	TT	S-Yds	I-Yds	UT	A	TT	S-Yds	I-Yds	UT	A	TT	S-Yds	I-Yds	UT	A	TT	S-Yds	I-Yds			
St. Louis	11	1	12	1-9	0-0				Inactive		0	0	0	0-0	0-0	0	0	0	0-0	0-0			
at San Fran.	9	2	11	0-0	0-0				Inactive		0	0	0	0-0	0-0	0	0	0	0-0	0-0			
Buffalo	7	3	10	0-0	0-0	1	1	2	0-0	0-0	0	0	0	0-0	0-0	0	0	0	0-0	0-0			
at Baltimore	8	3	11	0-0	0-0				Inactive		0	0	0	0-0	0-0	0	0	0	0-0	0-0			
San Diego	5	3	8	0-0	0-0	1	1	2	0-0	0-0	0	0	0	0-0	0-0	0	0	0	0-0	0-0			
Miami	10	2	12	0-0	0-0	0	0	0	0-0	0-0	0	0	0	0-0	0-0	0	0	0	0-0	0-0			
at Kansas City	17	3	20	1-5	0-0	0	1	1	0-0	0-0	0	0	0	0-0	0-0	0	0	0	0-0	0-0			
at N.E.	9	4	13	1-8	0-0	1	0	1	0-0	0-0	0	0	0	0-0	0-0	0	0	0	0-0	0-0			
Oakland	7	1	8	0-0	0-0	0	0	0	0-0	0-0	0	0	0	0-0	0-0	0	0	0	0-0	0-0			
at Seattle	7	2	9	1-8	0-0	2	0	2	0-0	0-0	0	0	0	0-0	0-0	0	0	0	0-0	0-0			
Indianapolis	9	2	11	0-0	0-0	2	0	2	0-0	0-0	0	0	0	0-0	0-0	0	0	0	0-0	0-0			
at San Diego	18	3	21	0-0	0-0	0	0	0	0-0	0-0	1	0	1	0-0	0-0	0	0	0	0-0	0-0			
at NY Jets	7	2	9	1-5	0-0				Injured Reserve		0	0	0	0-0	0-0	0	0	0	0-0	0-0			
Kansas City	12	4	16	0-0	0-0				Injured Reserve		0	0	0	0-0	0-0	0	0	0	0-0	0-0			
at Oakland	14	2	16	0-0	0-0				Injured Reserve		0	0	0	0-0	0-0	0	0	0	0-0	0-0			
Arizona	8	4	12	0-0	0-0				Injured Reserve		0	0	0	0-0	0-0	0	0	0	0-0	0-0			
TOTAL	158	41	199	5-35	0-0	7	3	10	0-0	0-0	1	0	1	0-0	0-0	0	0	0	0-0	0-0			

SPENCER					
Game	UT	A	TT	S-Yds	1-Yds
St. Louis				Inactive	
at San Fran.				Inactive	
Buffalo				Inactive	
at Baltimore				Inactive	
San Diego				Inactive	
Miami				Inactive	
at Kansas City	0	0		0-0	0-0
at N.E.				Inactive	
Oakland				Inactive	
at Seattle				Inactive	
Indianapolis				Inactive	
at San Diego				Inactive	
at NY Jets	0	0		0-0	0-0
Kansas City	0	0		0-0	0-0
at Oakland	4	0		0-0	0-0
Arizona	0	0		0-0	0-0
<b>TOTAL</b>	<b>4</b>	<b>0</b>	<b>4</b>	<b>0-0</b>	<b>0-0</b>

## THE LAST TIME IT HAPPENED...

(Reflects the last time each individual statistic occurred)  
(2002 performances boldfaced; Super Bowl performances in *Italics*)

### 100 YARDS RUSHING:

**Broncos:** Clinton Portis, 24-228, 2 TD, Arizona, 12/29/02  
**Playoffs:** Terrell Davis, 25-102 vs. Atlanta, 1/31/99  
**Opponents:** Priest Holmes, 18-161, 0 TD, Kansas City, 12/15/02  
**Playoffs:** Jamal Lewis, 30-110, 2 TD, at Baltimore, 12/31/00

### 200 YARDS RUSHING:

**200 TARDS ROOMING:** Clinton Portis, 24-228, 2 TD, Arizona, 12/29/02  
 Broncos: Has never happened  
 Playoffs: **LaDainian Tomlinson, 37-220, 3 TD, at San Diego, 12/1/02**  
 Opponents: *Tim Smith, 23-204, 2TD, vs. Washington, 1/31/88*  
 Playoffs:

### TWO 100-YARD RUSHERS:

Two 100-yard rushers:  
 Broncos: Otis Armstrong (116) and Norris Weese (120), at Chicago, 12/8/76  
 Playoffs: Terrell Davis (184) and Derek Loville (103), vs. Jacksonville, 12/27/97  
 Opponents: Curt Warner (126) and John L. Williams (109), at Seattle, 12/11/88  
 Playoffs: Has never happened

### 100-YARD RUSHER AND 100-YARD RECEIVER:

**Broncos:** Clinton Portis (228) and Ed McCaffrey (112), Arizona, 12/29/02  
**Playoffs:** Terrell Davis (102) and Rod Smith (152) vs. Atlanta, 1/31/99  
**Opponents:** Priest Holmes (161) and Dante Hall (143), Kansas City, 12/15/02  
**Playoffs:** Tim Smith (204) and Ricky Sanders (193), vs. Washington, 1/31/88

### 100-YARD BUSHER AND TWO 100-YARD RECEIVERS:

Opponents: Has never happened  
 Playoffs: Has never happened

**100-YARD RUSHER, 300-YARD PASSER, 100-YARD RECEIVER:**

**Broncos:** Clinton Portis (102), Brian Griese (316), Ed McCaffrey (113), vs. San Diego, 10/6/02  
**Playoffs:** Terrell Davis (102), John Elway (336), Rod Smith (152), vs. Atlanta, 1/31/99  
**Opponents:** Priest Holmes (161), Trent Green (310) and Dante Hall (193), Kansas City, 12/15/02  
**Playoffs:** Tim Smith (204), Doug Williams (340), Ricky Sanders (193), vs. Washington, 1/31/88

### 100-YARD RUSHER, 300-YARD PASSER AND TWO 100-YARD RECEIVERS:

Mike Anderson (103), Brian Griese (336), Rod Smith (111) and Ed McCaffrey (129), vs. Cleveland, 10/15/00  
 Playoffs: Has never happened  
 Opponents: Has never happened  
 Playoffs: Has never happened

### 100-YARD RUSHER AND 300-YARD PASSER:

**Broncos:** Clinton Portis (102) and Brian Griese (316), vs. San Diego, 10/6/02  
**Playoffs:** Terrell Davis (102) and John Elway (336), vs. Atlanta, 1/31/99  
**Opponents:** Priest Holmes (161) and Trent Green (310), Kansas City, 12/15/02  
**Playoffs:** Tim Smith (204) and Doug Williams (340), vs. Washington, 1/31/88

### 100-YARD RECEIVER AND 300-YARD PASSER:

Broncos: **Shannon Sharpe (214) and Brian Griese (376), at Kansas City, 10/20/02**  
 Playoffs: **Rod Smith (152) and John Elway (336), vs. Atlanta, 1/31/99**  
 Opponents: **Dante Hall (143) and Trent Green (310), Kansas City, 12/15/02**  
 Playoffs: **Wayne Chrebet (121) and Vinny Testaverde (325), vs. NY Jets, 1/17/99**

### TWO 100-YARD RECEIVERS AND 300-YARD PASSER:

Broncos: Rod Smith (187), Ed McCaffrey (148) and Gus Frerotte (462), vs. San Diego, 11/19/00  
 Playoffs: Has never happened  
 Opponents: Joe Horn (170), Robert Wilson (122) and Aaron Brooks (441),  
 at New Orleans, 12/3/00  
 Playoffs: Has never happened

### THREE 100-YARD RECEIVERS AND 300-YARD PASSER:

Opponents: Marshall Faulk (100), Torry Holt (103), Az-Zahir Hakim (116) and Kurt Warner (441), vs. St. Louis, 9/4/00

### TWO RUSHING TOUCHDOWNS:

**Broncos:** **Clinton Portis**, 24-228, 2 TD, **Arizona**, 12/29/02  
**Playoffs:** *Howard Griffith*, 4-9, 2 TD, vs. *Atlanta*, 1/31/99  
**Opponents:** **Zack Crockett**, 7-7, 2 TD, **at Oakland**, 12/22/02  
**Playoffs:** **Jamal Lewis**, 30-110, 2 TD, **at Baltimore**, 12/31/00

### THREE RUSHING TOUCHDOWNS:

Broncos: **Clinton Portis, 21-130, 3 TD, Kansas City, 12/15/02**  
 Playoffs: **Terrell Davis, 30-157, 3 TD, vs. Green Bay 1/25/98**  
 Opponents: **LaDainian Tomlinson, 37-220, 3 TD, at San Diego, 12/1/02**  
 Playoffs: **Napoleon McCallum, 13-81, 3TD, at L.A. Raiders, 1/9/94**



## THE LAST TIME IT HAPPENED... (CONT.)

### FOUR RUSHING TOUCHDOWNS:

Broncos: Mike Anderson, 37-251, 4 TD, at New Orleans, 12/3/00  
 Playoffs: Has never happened  
 Opponents: Curt Warner, 23-126, 4 TD, at Seattle, 12/11/88  
 Playoffs: Has never happened

### 300 YARDS PASSING:

Broncos: **Brian Griese, 30-50, 376 yds., 2 TD, 0 INT, at Kansas City, 10/20/02**  
 Playoffs: *John Elway, 18-29, 336 yds., 1 TD, 1 INT vs. Atlanta, 1/31/99*  
 Opponents: **Trent Green, 18-42, 310 yds., 2 TD, 0 INT, Kansas City, 12/15/02**  
 Playoffs: Vinny Testaverde, 52-31, 356 yds., 0 TD, 2 INTs, vs. NY Jets, 1/17/99

### 400 YARDS PASSING:

Broncos: Gus Frerotte, 36-58, 462 yds., 5 TD, 4 INT, vs. San Diego, 11/19/00  
 Playoffs: Has never happened  
 Opponents: Aaron Brooks, 30-48, 441 yds., 2 TD, 2 INT, at New Orleans, 12/3/00  
 Playoffs: Has never happened

### THREE TOUCHDOWN PASSES:

Broncos: Brian Griese, 22-31, 242 yds., 3 TD, at Arizona, 9/23/01  
 Playoffs: John Elway, 29-47, 302 yds., 3 TD, 1 INT, at L.A. Raiders, 1/9/94  
 Opponents: **Rich Gannon, 34-38, 352 yds., 3 TD, 0 INT, vs. Oakland, 11/11/02**  
 Playoffs: *Brett Favre, 25-45, 256 yds., 3 TD, 1 INT, vs. Green Bay, 1/25/98*

### FOUR TOUCHDOWN PASSES:

Broncos: Gus Frerotte, 36-58, 462 yds., 5 TD, 4 INT, vs. San Diego, 11/19/00  
 Playoffs: Has never happened  
 Opponents: Drew Bledsoe, 18-27, 271 yds., 4 TD, 1 INT, vs. New England, 10/1/00  
 Playoffs: Joe Montana, vs. San Francisco, 22-29, 297 yds., 5TD, 1/28/90

### FIVE TOUCHDOWN PASSES:

Broncos: Gus Frerotte, 36-58, 462 yds., 5 TD, 4 INT, vs. San Diego, 11/19/00  
 Playoffs: Has never happened  
 Opponents: John Hadl, 21-35, 325 yds., 5 TD, vs. San Diego, 12/1/68  
 Playoffs: Joe Montana, vs. San Francisco, 22-29, 297 yds., 5TD, 1/28/90

### SIX TOUCHDOWN PASSES:

Broncos: Has never happened  
 Playoffs: Has never happened  
 Opponents: Len Dawson, 23-38, 435 yds., 6 TD, at Kansas City, 11/1/64  
 Playoffs: Has never happened

### 100 YARDS RECEIVING:

Broncos: **Ed McCaffrey, 7-112, Arizona, 12/29/02**  
 Playoffs: *Rod Smith, 5-152 TD, vs. Atlanta, 1/31/99*  
 Opponents: **Dante Hall, 5-143, 2 TD, Kansas City, 12/15/02**  
 Playoffs: Wayne Chrebet, 8-121, vs. NY Jets, 1/17/99

### 200 YARDS RECEIVING:

Broncos: **Shannon Sharpe, 12-214, 2 TD, at Kansas City, 10/20/02**  
 Playoffs: Has never happened  
 Opponents: Torrance Small, 6-200, 2 TD, vs. New Orleans, 12/24/94  
 Playoffs: Has never happened

### TWO 100-YARD RECEIVERS:

Broncos: Rod Smith (187) and Ed McCaffrey (148), vs. San Diego, 11/19/00  
 Playoffs: Has never happened  
 Opponents: Joe Horn (170) and Robert Wilson (122), at New Orleans, 12/3/00  
 Playoffs: Has never happened

### TWO RECEIVING TOUCHDOWNS:

Broncos: **Shannon Sharpe, 12-214, 2 TD, at Kansas City, 10/20/02**  
 Playoffs: Clarence Kay, 4-105, 2 TD, vs. Houston, 1/10/88  
 Opponents: **Dante Hall, 5-143, 2 TD, Kansas City, 12/15/02**  
 Playoffs: Antonio Freeman, 9-126, 2 TD, vs. Green Bay, 1/25/98

### THREE RECEIVING TOUCHDOWNS:

Broncos: Rod Smith, 5-111, 3 TD, vs. Cleveland, 10/15/00  
 Playoffs: Has never happened  
 Opponents: Lamar Thomas, at Miami, 6-136, 3 TD, 12/21/98  
 Playoffs: Jerry Rice, 7-148, 3 TD, vs. San Francisco, 1/28/90

### FOUR RECEIVING TOUCHDOWNS:

Broncos: Has never happened  
 Playoffs: Has never happened  
 Opponents: Lance Alworth, 9-171, 4 TD, vs. San Diego, 12/1/68  
 Playoffs: Has never happened

### TWO INTERCEPTIONS:

Broncos: **Deltha O'Neal (2), vs. San Diego, 10/6/02**  
 Playoffs: *Darrien Gordon, vs. Atlanta, 1/31/99*  
 Opponents: Reggie Tongue, at Seattle, 10/14/01  
 Playoffs: Barry Wilburn, vs. Washington, 1/31/88

### THREE INTERCEPTIONS:

Broncos: Deltha O'Neal (4), vs. Kansas City, 10/7/01  
 Playoffs: Has never happened  
 Opponents: Mark Kelso, at Buffalo, 12/12/92  
 Playoffs: Has never happened

### FOUR INTERCEPTIONS:

Broncos: Deltha O'Neal, vs. Kansas City, 10/7/01  
 Playoffs: Has never happened  
 Opponents: Has Never Happened  
 Playoffs: Has never happened

### TWO SACKS:

Broncos: **Monsanto Pope (2), at Oakland, 12/22/02**  
 Playoffs: Neil Smith (2) and Alfred Williams (2), at Kansas City, 1/4/98  
 Opponents: **Trace Armstrong (3), at Oakland, 12/22/02**  
 Playoffs: Michael McCrary (3), at Baltimore, 12/31/00

### THREE SACKS:

Broncos: Reggie Hayward, vs. Seattle, 12/9/01  
 Playoffs: Has never happened  
 Opponents: **Trace Armstrong (3), at Oakland, 12/22/02**  
 Playoffs: Michael McCrary, at Baltimore, 12/31/00

### FOUR SACKS:

Broncos: Simon Fletcher, at San Diego, 11/11/90  
 Playoffs: Has never happened  
 Opponents: Michael Sinclair, at Seattle, 9/8/96  
 Playoffs: Has never happened

### TWO OPPONENT FUMBLE RECOVERIES:

Broncos: Bill Romanowski, at Seattle, 9/8/96  
 Playoffs: Has never happened  
 Opponents: Terry McDaniel, vs. Los Angeles Raiders, 9/18/94  
 Playoffs: Randy Hughes, vs. Dallas, 1/15/78

### SHUTOUT ON ROAD:

by Broncos: Denver 12, at Cleveland 0, 9/27/92  
 Playoffs: Has never happened  
 by Opponents: at L.A. Raiders 24, Denver 0, 11/22/92  
 Playoffs: Has never happened

### SHUTOUT AT HOME:

by Broncos: at Denver 34, vs. Carolina 0, 11/9/97  
 Playoffs: Has never happened  
 by Opponents: Has Never Happened  
 Playoffs: Has never happened

### OVERTIME WIN AWAY FROM DENVER:

by Broncos: **Denver 37, at Kansas City 34, 10/20/02**  
 Playoffs: Denver 23, at Cleveland 20, 1/11/87  
 by Opponents: **at San Diego 30, Denver 27, 12/1/02**  
 Playoffs: Has never happened  
 TIE: Denver 17, at Green Bay 17, 9/20/87

### OVERTIME WIN IN DENVER:

by Broncos: at Denver 36, Seattle 30, 12/19/99  
 Playoffs: Has never happened  
 by Opponents: **Indianapolis 23, at Denver 20, 11/24/02**  
 Playoffs: Has never happened  
 TIE: at Denver 35, Pittsburgh 35, 9/22/74

### 40 POINTS:

Broncos: at Denver 44, Cleveland 10, 10/15/00  
 Playoffs: at Denver 42, Jacksonville 17, 12/27/97  
 Opponents: at St. Louis 41, Denver 36, 9/4/00  
 Playoffs: at L.A. Raiders 42, Denver 24, 1/9/94

### 50 POINTS:

Broncos: at Denver 50, San Diego 34, 10/6/63  
 Playoffs: Has never happened  
 Opponents: at Indianapolis 55, Denver 24, 10/31/88  
 Playoffs: *San Francisco 55, Denver 10, 1/28/90*

### TWO-POINT CONVERSION:

Broncos: Mike Anderson run, at Oakland, 11/5/01  
 Playoffs: Terrell Davis run, vs. Jacksonville, 1/4/97  
 Opponents: **Rich Gannon pass to Jerry Porter, vs. Oakland, 11/11/02**  
 Playoffs: Has never happened

### THREE FIELD GOALS:

Broncos: **Jason Elam, Arizona, 12/29/02**  
 Playoffs: Jason Elam vs. NY Jets, 1/17/99  
 Opponents: **Steve Christie, at San Diego, 12/1/02**  
 Playoffs: Mike Hollis, vs. Jacksonville, 1/4/97

## THE LAST TIME IT HAPPENED... (CONT.)

### FOUR FIELD GOALS:

Broncos: **Jason Elam, vs. Miami, 10/13/02**  
 Playoffs: Has never happened  
 Opponents: Mike Vanderjagt (5), at Indianapolis, 1/6/02  
 Playoffs: Has never happened

### FIVE FIELD GOALS:

Broncos: **Jason Elam, vs. Miami, 10/13/02**  
 Playoffs: Has never happened  
 Opponents: Mike Vanderjagt, at Indianapolis, 1/6/02  
 Playoffs: Has never happened

### SIX FIELD GOALS:

Broncos: Has Never Happened  
 Playoffs: Has never happened  
 Opponents: Gary Anderson, at Pittsburgh, 10/23/88  
 Playoffs: Has never happened

### PUNT RETURN FOR A TOUCHDOWN:

Broncos: Deltha O'Neal, 86 yds., at Seattle, 10/14/01  
 Playoffs: Has never happened  
 Opponents: Reggie Swinton, 65 yds., at Dallas, 11/22/01  
 Playoffs: Has never happened

### KICKOFF RETURN FOR A TOUCHDOWN:

Broncos: Deltha O'Neal, 87 yds., vs. New England, 10/1/00  
 Playoffs: Has never happened  
 Opponents: Ronney Jenkins, 88 yds., at San Diego, 10/21/01  
 Playoffs: Tim Dwight, 94 yds., vs. Atlanta, 1/31/99

### INTERCEPTION RETURN FOR A TOUCHDOWN:

Broncos: **Deltha O'Neal, 22 yds., at Seattle, 11/17/02**  
 Playoffs: Has never happened  
 Opponents: **Rod Woodson, 98 yds., vs. Oakland, 11/11/02**  
 Playoffs: Carlton Bailey, at Buffalo, 1/12/92

### FUMBLE RETURN FOR A TOUCHDOWN:

Broncos: **Chester McGlockton, 24 yds., vs. Buffalo, 9/22/02**  
 Playoffs: Neil Smith, 79 yds., vs. Miami, 1/9/99  
 Opponents: Raylee Johnson, 45 yds., vs. San Diego, 11/11/01  
 Playoffs: Has never happened

### MISSED FIELD GOAL RETURN FOR A TOUCHDOWN:

Broncos: Has never happened  
 Playoffs: Has never happened  
 Opponents: **Chris McAlister, 108 yds., at Baltimore, 9/30/02**  
 Playoffs: Has never happened

### BLOCKED PUNT:

Broncos: **Keith Burns, at Kansas City, 10/20/02**  
 Playoffs: Has never happened  
 Opponents: **Monty Beisel, at Kansas City, 10/20/02**  
 Playoffs: Blake Spence, vs. New York Jets, 1/17/99

### BLOCKED PUNT RETURN FOR A TOUCHDOWN:

Broncos: Ian Gold, vs. Oakland, 11/13/00  
 Playoffs: Has never happened  
 Opponents: Alexa Bannister, at Seattle, 10/14/01  
 Playoffs: Travis Davis, 29 yds., vs. Jacksonville, 12/27/97

### BLOCKED FIELD GOAL:

Broncos: **Trevor Pryce, at San Diego, 12/1/02**  
 Playoffs: Has never happened  
 Opponents: Anthony Dorsett, at Oakland, 11/5/01  
 Playoffs: Has never happened

### BLOCKED FIELD GOAL RETURN FOR A TOUCHDOWN:

Broncos: Louis Wright, 60 yds., vs. San Diego, 11/17/85  
 Playoffs: Has never happened  
 Opponents: Cornelius Bennett, 80 yds., at Buffalo, 9/30/90  
 Playoffs: Has never happened

### MISSED POINT AFTER TOUCHDOWN ATTEMPT:

Broncos: **Jason Elam (hit left upright), vs. Indianapolis, 11/24/02**  
 Playoffs: Jason Elam (Blocked by Clyde Simmons), vs. Jacksonville, 1/4/97  
 Opponents: **John Hall (blocked by Kavika Pittman), at New York, 12/8/02**  
 Playoffs: Has never happened

### SAFETY:

Broncos: **Punt Blocked out of end zone by Sam Brandon, vs. San Diego, 10/6/02**  
 Playoffs: Tony Eason sacked in the end zone by Rulon Jones, vs. New England, 1/4/87  
 Opponents: Bubby Brister sacked out of the end zone for -8 (TEAM), vs. San Diego, 11/8/98  
 Playoffs: Mike Horan runs out of endzone, vs. Cleveland, 1/17/88

## BRONCOS INDIVIDUAL LEADERS BY STATISTICAL CATEGORY

Category	Player	AFC Rank	AFC Leader	NFL Rank	NFL Leader
Scoring	Jason Elam — 120	3rd	Priest Holmes, Kansas City — 144	7th	Priest Holmes, Kansas City — 144
Rushing	Clinton Portis — 1,508	4th	Ricky Williams, Miami — 1,853	4th	Ricky Williams, Miami — 1,853
Passing Yards	Brian Griese — 3,214	8th	Rich Gannon, Oakland — 4,689	12th	Rich Gannon, Oakland — 4,689
Passer Rating	Brian Griese — 85.6	8th	Chad Pennington, N.Y. Jets — 104.2	15th	Chad Pennington, N.Y. Jets — 104.2
Receiving Yards	Rod Smith — 1,027	T9th	Marvin Harrison, Indianapolis — 1,722	T19th	Marvin Harrison, Indianapolis — 1,722
Receptions	Rod Smith — 89	T8th	Marvin Harrison, Indianapolis — 143	T12th	Marvin Harrison, Indianapolis — 143
Punting Avg.	Tom Rouen — 42.7	3rd	Chris Hanson, Jacksonville — 44.2	7th	Todd Sauerbrun, Carolina — 45.5
Net Punting Avg.	Micah Knorr — 34.1	7th	Chris Hanson, Jacksonville — 37.6	17th	Chris Mohr, Atlanta — 38.7
Interceptions	Deltha O'Neal — 5	T7th	Rod Woodson, Oakland — 8	10th	Brian Kelly, Tampa Bay — 8 Rod Woodson, Oakland — 8
Kickoff Ret. Avg.	Reuben Droughns — 25.8	3rd	Kevin Faulk, New England — 27.9	T6th	MarTay Jenkins, Arizona — 28.0
Punt Ret. Avg.	Deltha O'Neal — 8.4	5th	Santana Moss, N.Y. Jets — 16.5	14th	Jimmy Williams, S.F. — 16.8

## HOW THE BRONCOS RANKED IN THE AFC AND NFL

OFFENSE					
Category	Broncos Total	AFC Rank	AFC Leader	NFL Rank	NFL Leader
Points Per Game	24.5	3rd	Kansas City — 29.2	7th	Kansas City — 29.2
Total Yards Per Game	380.6	2nd	Oakland — 389.8	3rd	Oakland — 389.8
Yards Per Play	5.8	3rd	Kansas City — 6.2	3rd	Kansas City — 6.2
Rushing Yards Per Game	141.6	2nd	Miami — 156.4	5th	Minnesota — 156.7
Net Passing Yds. Per Game	239.0	5th	Oakland — 279.7	8th	Oakland — 279.7
Interceptions thrown (fewest)	20	13th	Oakland — 10	24th	Oakland — 10
Sacks (fewest)	46	12th	Indianapolis — 23	25th	Detroit — 20
First Downs Per Game	22.3	2nd	Oakland — 22.9	2nd	Oakland — 22.9
Third-Down Efficiency	38.1	12th	Oakland — 45.3	24th	San Francisco — 52.3
Fourth-Down Efficiency	69.6	4th	Cleveland — 80.0	4th	Cleveland — 80.0
DEFENSE					
Category	Broncos Total	AFC Rank	AFC Leader	NFL Rank	NFL Leader
Points Per Game	21.5	8th	Miami — 18.8	15th	Tampa Bay — 12.3
Total Yards Per Game	301.6	2nd	Miami — 291.0	6th	Tampa Bay — 252.8
Yards Per Play	4.9	2nd	Miami — 4.8	7th	Tampa Bay — 4.2
Rushing Yards Per Game	93.1	4th	Pittsburgh — 85.9	4th	Pittsburgh — 85.9
Net Passing Yds. Per Game	208.6	9th	Indianapolis — 124.5	17th	Tampa Bay — 155.6
Interceptions (most)	9	16th	Baltimore — 25	32nd	Tampa Bay — 31
Sacks (most)	40	6th	Miami — 47	13th	Carolina — 52
First Downs Allowed Per Game	18.6	7th	Indianapolis — 17.4 Pittsburgh — 17.4	16th	Tampa Bay — 14.8
Third-Down Efficiency	44.1	16th	Miami — 33.8	29th	Philadelphia — 31.0
Fourth-Down Efficiency	50.0	T5th	Miami — 30.8	T15th	Miami — 30.8



## 2002 BRONCOS HONORS AND AWARDS

### Pro Bowl

Trevor Pryce\*, Al Wilson (\*-denotes starter)

### AFC Offensive Rookie of the Month

October — Clinton Portis

### AFC Offensive Player of the Week

Week 7 (Oct. 20-21) — Shannon Sharpe

### Pepsi Rookie of the Week

Week 15 (Dec. 15-16) — Clinton Portis

### NFL Walter Payton Man of the Year Finalist

Ed McCaffrey

### Ed Block Courage Award Nominee

Keith Burns

### Byron "Whizzer" White Award Nominee

Ed McCaffrey

### NFLPA/Player's Inc. "Unsung Hero" Recipient

Ed McCaffrey

### Associated Press

AFC Offensive Rookie of the Year — Clinton Portis

### Football Digest

Offensive Rookie of the Year — Clinton Portis  
Second-Team All-Pro — Al Wilson

### Pro Football Weekly

AFC Offensive Rookie of the Year — Clinton Portis  
First-Team All-Rookie — Clinton Portis

### Sports Illustrated

NFL Rookie of the Year — Clinton Portis

### Touchdown Club of Columbus

AFC Offensive Rookie of the Year — Clinton Portis

### Sporting News

NFL Rookie of the Year — Clinton Portis

### BY INDIVIDUAL:

#### Linebacker Keith Burns

- Broncos' nominee for the Ed Block Courage Award

#### Wide Receiver Ed McCaffrey

- Finalist for the NFL Walter Payton Man of the Year Award
- NFL Players Association's Byron "Whizzer" White Humanitarian Award nominee
- Denver's NFL Players Association/Player's Inc. "Unsung Hero" recipient

#### Running Back Clinton Portis

- NFL Offensive Rookie of the Year by the Associated Press, *Football Digest*, *Pro Football Weekly* and the Touchdown Club of Columbus
- NFL Rookie of the Year by *Sports Illustrated* and *Sporting News*
- *Pro Football Weekly* First-Team All-Rookie
- AFC Offensive Rookie of the Month for October
- Pepsi NFL Rookie of the Week for Week 15

#### Defensive End Trevor Pryce


- Pro Bowl Starter

#### Tight End Shannon Sharpe

- AFC Offensive Player of the Week for Week 7

#### Linebacker Al Wilson

- Pro Bowl reserve
- *Football Digest* Second-Team All-Pro





**Weather:** *Mostly Cloudy, 83°, Wind E 4 mph • Attendance: 75,710 • Time: 2:51*

The Broncos got off to the start they wanted in 2002 by knocking off St. Louis 23-16 in front of 75,710 at INVESCO Field at Mile High, and a national television audience.

Denver's offense, after a slow start, was forced to punt on their opening series of the game, but a roughing the punter penalty was called on St. Louis, giving Brian Griese, and the offense new life. The Broncos marched down the field, led by a combination of passing and rushing plays, and scored with just under four minutes left in the first quarter on a 7-yard pass from Griese to Rod Smith.

The Broncos were able to hold St. Louis' powerful offense back once again, and capitalized by driving down the field on the Rams' defense. Denver added a 41-yard field goal by Jason Elam to take a 10-0 lead. St. Louis cut Denver's lead to seven after Jeff Wilkins hit a 41-yard field goal. Later in the second quarter, Elam hit two more field goals, from 34 and 32 yards, increasing the lead to 16-3. St. Louis closed out the first half with a field goal and only trailed by 10 points at halftime.

On its first possession of the second half, St. Louis scored its first, and only, touchdown of the game less than a minute into the third quarter. After Aeneas Williams intercepted a Brian Griese pass on the first play of the second half, St. Louis took only three plays to get in the end zone, on Marshall Faulk's 3-yard run, which cut the Denver lead to 16-13.

Denver was able to get some breathing room in the fourth quarter when Griese hit wide receiver Ed McCaffrey for a 23-yard touchdown, putting the Broncos on top 23-13. But on the Rams' next possession, Kurt Warner led the team on a drive that ended with a 39-yard Wilkins field goal. After a failed onsides kick by St. Louis, the Broncos ran out the clock out and secured their sixth opening game win in eight tries under Head Coach Mike Shanahan.

During the contest, Rod Smith and Ed McCaffrey each picked up their 45th career touchdown reception, moving them into first place all time.

**OFFICIALS**

**Referee** — Bill Leavy (127); **Umpire** — Undrey Wash (96); **Head Linesman** — Gary Slaughter (30); **Line Judge** — Charles Stewart (62); **Field Judge** — Mike Weir (50); **Side Judge** — Don Carlsen (59); **Back Judge** — Phil Luckett (59); **Replay** — Hendi Ancich

**STARTING LINEUPS**

St. Louis Rams				Denver Broncos			
Offense		Defense		Offense		Defense	
WR 81 T. Holt	LE 91 L. Little	WR 80 R. Smith	LE 93 T. Pryce	LT 74 E. Salaam	LT 94 L. Dalton	RT 91 C. McGlockton	RE 95 K. Pittman
LT 76 O. Pace	LT 66 B. Young	LG 50 B. Hamilton	LT 94 L. Dalton	LG 50 B. Hamilton	RT 91 C. McGlockton	RE 95 K. Pittman	RE 95 K. Pittman
LG 61 T. Nutton	RT 90 J. Zgonina	C 66 T. Nalen	LG 50 B. Hamilton	C 66 T. Nalen	RE 95 K. Pittman	RE 95 K. Pittman	RE 95 K. Pittman
C 67 A. McCollum	RE 98 G. Winstrom	RG 62 D. Neil	RT 78 M. Lepsis	RG 62 D. Neil	SLB 51 J. Mobley	SLB 51 J. Mobley	SLB 51 J. Mobley
RG 62 A. Timmerman	OLB 58 D. Davis	TE 84 S. Sharpe	TE 84 S. Sharpe	TE 84 S. Sharpe	TE 84 S. Sharpe	TE 84 S. Sharpe	TE 84 S. Sharpe
RT 70 J. St. Clair	MLB 59 J. Duncan	WR 87 E. McCaffrey	WR 87 E. McCaffrey	WR 87 E. McCaffrey	LCB 24 D. O'Neal	LCB 24 D. O'Neal	LCB 24 D. O'Neal
TE 84 E. Conwell	OLB 52 T. Polley	QB 14 B. Griese	QB 14 B. Griese	QB 14 B. Griese	RCB 25 D. Walker	RCB 25 D. Walker	RCB 25 D. Walker
WR 80 I. Bruce	LCB 35 A. Williams	RB 22 O. Gary	RB 22 O. Gary	RB 22 O. Gary	SS 28 K. Kennedy	SS 28 K. Kennedy	SS 28 K. Kennedy
QB 13 K. Warner	RCB 32 D. Bly	FB 38 M. Anderson	FB 38 M. Anderson	FB 38 M. Anderson	FS 43 I. Reese	FS 43 I. Reese	FS 43 I. Reese
RB 28 M. Faulk	SS 31 A. Archuleta						
FB 44 C. Hetherington	FS 20 K. Herring						

**DENVER SUBSTITUTIONS:** K 1 J. Elam, P 16 T. Rouen, RB 21 K. Coleman, CB 23 W. Middlebrooks, RB 26 C. Portis, CB 31 K. Herndon, RB 34 R. Droughns, CB 35 L. Walls, CB 37 T. Poole, S 42 S. Brandon, LB 55 K. Burns, LB 59 D. Spragan, T 71 B. Brockermeyer, DT 75 M. Pope, G 49 S. Herndon, WR 83 S. Montgomery, WR 85 A. Lelie, TE 86 P. Hape, TE 89 D. Carswell, DE 92 B. Berry, DE 97 K. Washington, DT 99 M. Reagor. **DID NOT PLAY:** QB 11 S. Beuerlein. **INACTIVE:** QB 17 J. Jackson, CB 33 J. Spencer, G 64 L. Friedman, T 65 C. Carlisle, WR 82 K. Kasper, TE 88 J. Putzier, DT 96 D. Davis, DE 98 R. Hayward.

FIELD GOALS (made (___) & missed)										
J. Wilkins		(41)	(43)	39SH	(39)	J. Elam		(41)	(34)	(32)
		1	2	3	4	OT	TOTAL			
VISITOR	St. Louis Rams	0	6	7	3	—	16			
HOME	Denver Broncos	7	9	0	7	—	23			

Team	Qtr	Clock Time	PLAY DESCRIPTION (Extra Point) (Drive Info)								SCORE	
			S-yds	I-yds	PD	FF	FR	Visitor	Home		Visitor	Home
BRONCOS	1	3:51	R. Smith 7 yd. pass from B. Griese (J. Elam, kick) (13-97, 6:21)								0	7
BRONCOS	2	13:05	J. Elam 41 yd. Field Goal (8-37, 3:59)								0	10
RAMS	2	6:43	J. Wilkins 41 yd. Field Goal (11-46, 6:22)								3	10
BRONCOS	2	1:16	J. Elam 34 yd. Field Goal (7-40, 3:14)								3	13
BRONCOS	2	0:32	J. Elam 32 yd. Field Goal (4-9, 0:37)								3	16
RAMS	2	0:00	J. Wilkins 43 yd. Field Goal (5-45, 0:32)								6	16
RAMS	3	14:04	M. Faulk 3 yd. run (J. Wilkins, kick) (2-26, 0:51)								13	16
BRONCOS	4	5:55	E. McCaffrey 23 yd. pass from B. Griese (J. Elam, kick) (8-71, 4:07)								13	23
RAMS	4	2:12	J. Wilkins 39 yd. Field Goal (8-59, 3:43)								16	23

**FINAL BRONCOS DEFENSIVE STATISTICS***(Based on coaches' film review)*

Player	UT	A	TT	S-yds	I-yds	PD	FF	FR	Player	UT	A	TT	S-yds	I-yds	PD	FF	FR
I. Gold	10	2	12	0-0	0-0	1	0	0	D. Walker	2	1	3	0-0	0-0	1	0	0
J. Mobley	9	3	12	0-0	0-0	0	0	0	M. Pope	2	0	2	1-2	0-0	0	0	0
A. Wilson	10	1	11	1-9	0-0	0	0	0	I. Reese	2	0	2	0-0	0-0	1	0	0
K. Kennedy	5	0	5	0-0	0-0	0	0	0	K. Washington	1	1	2	0-0	1-(-2)	0	0	0
M. Reagor	4	1	5	0-0	0-0	0	0	0	L. Dalton	1	0	1	0-0	0-0	0	0	0
C. McGlockton	4	0	4	0-0	0-0	1	0	0	K. Pittman	1	0	1	0-0	0-0	0	0	0
D. O'Neal	4	0	4	0-0	0-0	1	0	0	T. Poole	1	0	1	0-0	0-0	0	0	0
T. Pryce	3	1	4	1-9	0-0	0	0	0	<b>Team Totals</b>	<b>49</b>	<b>10</b>	<b>69</b>	<b>3-20</b>	<b>1-(-2)</b>	<b>5</b>	<b>0</b>	<b>0</b>

**FINAL INDIVIDUAL STATISTICS**

St. Louis Rams							Denver Broncos						
RUSHING	ATT	YDS	AVG	LG	TD		RUSHING	ATT	YDS	AVG	LG	TD	
M. Faulk	10	19	1.9	15	1		O. Gary	11	37	3.4	7	0	
K. Warner	1	8	8.0	8	0		C. Portis	5	34	6.8	15	0	
T. Candidate	1	5	5.0	5	0		M. Anderson	7	17	2.4	6	0	
C. Hetherington	1	0	0.0	0	0		B. Griese	3	104	5.3	13	0	
<b>Total</b>	<b>13</b>	<b>32</b>	<b>2.5</b>	<b>15</b>	<b>1</b>		<b>Total</b>	<b>26</b>	<b>104</b>	<b>4.0</b>	<b>15</b>	<b>0</b>	

PASSING	ATT	CMP	YDS	TKD/YD	TD	LG	IN	Rtg.	PASSING	ATT	CMP	YDS	TKD/YD	TD	LG	IN	Rtg.
K. Warner	41	31	315	3/20	0	43	1	88.5	B. Griese	27	18	202	4/15	2	27	2	82.6
<b>Total</b>	<b>41</b>	<b>31</b>	<b>315</b>	<b>3/20</b>	<b>0</b>	<b>43</b>	<b>1</b>	<b>88.5</b>	<b>Total</b>	<b>27</b>	<b>18</b>	<b>202</b>	<b>4/15</b>	<b>2</b>	<b>27</b>	<b>2</b>	<b>82.6</b>

PASS RECEIVING	NO	YDS	AVG	LG	TD	PASS RECEIVING	NO	YDS	AVG	LG	TD
M. Faulk	14	91	6.5	10	0	O. Gary	5	48	9.6	19	0
T. Holt	5	91	18.2	36	0	R. Smith	5	47	9.4	16	1
I. Bruce	5	60	12.0	27	0	S. Sharpe	3	31	10.3	14	0
E. Conwell	3	50	16.7	43	0	E. McCaffrey	2	50	25.0	27	1
R. Proehl	2	15	7.5	8	0	M. Anderson	2	20	10.0	15	0
Y. Murphy	1	4	4.0	4	0	D. Carswell	1	6	6.0	6	0
T. Candidate	1	2	2.0	2	0						
C. Hetherington	1	2	2.0	2	0						
<b>Total</b>	<b>32</b>	<b>315</b>	<b>9.8</b>	<b>43</b>	<b>0</b>	<b>Total</b>	<b>18</b>	<b>202</b>	<b>11.2</b>	<b>27</b>	<b>2</b>

INTERCEPTIONS	NO	YDS	AVG	LG	TD	INTERCEPTIONS	NO	YDS	AVG	LG	TD
D. Davis	1	29	29.0	29	0	K. Washington	1	-2	-2.0	-2	0
A. Williams	1	3	3.0	3	0						
<b>Total</b>	<b>2</b>	<b>32</b>	<b>16.0</b>	<b>29</b>	<b>0</b>	<b>Total</b>	<b>1</b>	<b>-2</b>	<b>-2.0</b>	<b>-2</b>	<b>0</b>

PUNTING	NO	YDS	AVG	TB	IN20	LG	PUNTING	NO	YDS	AVG	TB	IN20	LG
M. Berger	3	110	36.7	0	2	39	T. Rouen	3	155	51.7	0	0	63
<b>Total</b>	<b>3</b>	<b>110</b>	<b>36.7</b>	<b>0</b>	<b>2</b>	<b>39</b>	<b>Total</b>	<b>3</b>	<b>155</b>	<b>51.7</b>	<b>0</b>	<b>0</b>	<b>63</b>

PUNT RETURNS	NO	YDS	AVG	FC	LG	TD	PUNT RETURNS	NO	YDS	AVG	FC	LG	TD
T. Wilkins	3	14	4.7	0	10	0	D. O'Neal	1	4	4.0	0	4	0
<b>Returns</b>	<b>3</b>	<b>14</b>	<b>4.7</b>	<b>0</b>	<b>10</b>	<b>0</b>	<b>[DOWNED]</b>	<b>2</b>	<b>0</b>	<b>0.0</b>	<b>0</b>	<b>0</b>	<b>0</b>
							<b>Returns</b>	<b>1</b>	<b>4</b>	<b>4.0</b>	<b>0</b>	<b>4</b>	<b>0</b>

KICKOFF RETURNS	NO	YDS	AVG	FC	LG	TD	KICKOFF RETURNS	NO	YDS	AVG	FC	LG	TD
L. Gordon	5	97	19.4	0	30	0	[Touchback]	3	0	0.0	0	0	0
[TOUCHBACK]	1	0	0.0	0	0	0	<b>Returns</b>	<b>0</b>	<b>0</b>	<b>0.0</b>	<b>0</b>	<b>0</b>	<b>0</b>
<b>Returns</b>	<b>4</b>	<b>97</b>	<b>19.4</b>	<b>0</b>	<b>30</b>	<b>0</b>							

St. Louis Rams	Fumbles	Own Rec.	Yds	TD	FF	Opp. Rec.	Yds	TD	Out Bnds	Denver Broncos	Fumbles	Own Rec.	Yds	TD	FF	Opp. Rec.	Yds	TD	Out Bnds
L. Gordon	1	0	0	0	0	0	0	0	0	B. Griese	1	0	0	0	0	0	0	0	0
D. McClellan	0	1	0	0	0	0	0	0	0	D. Neil	0	1	0	0	0	0	0	0	0
										L. Walls	0	0	0	0	1	0	0	0	0
										K. Coleman	0	0	0	0	1	2	0	0	0
<b>Total</b>	<b>2</b>	<b>1</b>	<b>0</b>	<b>0</b>	<b>0</b>	<b>0</b>	<b>0</b>	<b>0</b>	<b>0</b>	<b>Total</b>	<b>1</b>	<b>1</b>	<b>0</b>	<b>0</b>	<b>1</b>	<b>1</b>	<b>2</b>	<b>0</b>	<b>0</b>

**FINAL TEAM STATISTICS**

	VISITOR RAMS	HOME BRONCOS
TOTAL FIRST DOWNS	15	18
By Rushing	3	5
By Passing	10	10
By Penalty	2	3
THIRD DOWN EFFICIENCY	3-12-25%	2-10-20%
FOURTH DOWN EFFICIENCY	0-1-0%	1-1-100%
TOTAL NET YARDS	327	291
Total Offensive Plays (inc. times thrown passing)	57	57
Average gain per offensive play	5.7	5.1
NET YARDS RUSHING	32	104
Total Rushing Plays	13	26
Average gain per rushing play	2.5	4.0
Tackles for a loss -- number and yards	3-5	0-0
NET YARDS PASSING	295	187
Times thrown -- yards lost attempting to pass	3-20	4-15
Gross yards passing	315	202
PASS ATTEMPTS-COMPLETIONS-HAD INTERCEPTED	41-32-1	27-18-2
Average gain per pass play (inc. # thrown passing)	6.7	6.0
KICKOFFS Number-In End Zone-Touchbacks	4-3-3	6-2-1
PUNTS Number and Average	3-36.7	3-51.7
Had Blocked	0	0
FGs -- PATs Had Blocked	0-0	0-0
Net punting average	35.3	47.0
TOTAL RETURN YARDAGE (Not Including Kickoffs)	46	2
No. and Yards Punt Returns	3-14	1-4
No. and Yards Kickoff Returns	5-97	0-0
No. and Yards Interception Returns	2-32	1-2
PENALTIES Number and Yards	6-44	3-31
FUMBLES Number and Lost	2-1	1-0
TOUCHDOWNS	1	2
Rushing	1	0
Passing	0	2
EXTRA POINTS Made-Attempts	1-1	2-2
Kicking Made-Attempts	1-1	2-2
FIELD GOALS Made-Attempts	3-4	3-3
RED ZONE EFFICIENCY	1-3-33%	1-3-33%
GOAL TO GO EFFICIENCY	1-1-100%	0-0-0%
SAFETIES	0	0
FINAL SCORE	16	23
TIME OF POSSESSION	31:46	28:14

2

DENVER 24. SAN FRANCISCO 14

Sun., Sept. 15, 2002 • 1:15 p.m. PDT • 3COM Park • San Francisco, Calif.



Weather: Partly Cloudy, 67°, Wind W 11 mph • Attendance: 67,685 • Time: 3:06

The Denver Broncos improved to 2-0 after their 24-14 win over San Francisco in front of 67,685 fans at 3Com Park. After a sluggish start offensively in the first half, Denver took control in the third quarter and was able to pull away down the stretch. The key for the Broncos was the rushing attack and a solid defensive effort.

Fullback Mike Anderson led the Broncos with a game-high 95 yards rushing on 10 carries, and added a 1-yard touchdown reception. Running back Olandis Gary chipped in with 61 yards on 12 carries and a touchdown.

Quarterback Brian Griese finished the game 14 of 19 passing for 119 yards and one touchdown. Tight end Shannon Sharpe led the Broncos with 52 yards receiving and a team-high five catches, while Rod Smith added three catches for 22 yards.

Defensively, the Broncos were able to hold the 49ers to just 71 yards rushing and 205 yards passing, and running back Kevan Barlow was only able to muster 47 yards on seven carries, while Garrison Hearst was held to 5 yards on five carries. Quarterback Jeff Garcia completed 27 of 36 passes for 205 yards with one touchdown and one interception.

After a scoreless first quarter, San Francisco took a 7-0 lead midway through the second when Garcia hit wide receiver Terrell Owens for an 8-yard touchdown. Denver was able to finally get the offensive gears in motion, as they drove to San Francisco's 10-yard line. But, the drive was stymied and Denver had to settle for a 28-yard Jason Elam field goal.

It was a different story in the second half, as Denver was able to post 21 points and hold on for the 10-point win. On Denver's first drive of the second half, the Broncos went 74 yards on 10 plays, capped off with a 1-yard touchdown pass from Griese to Anderson.

Denver increased its lead to 17-7 in the opening minute of the fourth quarter on Gary's 1-yard scoring run, and put the game away with 2:58 left when Griese hit wide receiver Scottie Montgomery for his first career touchdown, 11-yarder.

San Francisco managed a late score with 1:23 to play, on Jeff Garcia's 1-yard run, to make the final score 24-14.

Denver improved to 2-0 for the second consecutive year and the fifth time in eight seasons under Head Coach Mike Shanahan. Sharpe caught his 700th career pass in the fourth quarter and Brian Griese passed Frank Tripucka (1,277) for third most career pass attempts by a Bronco. Defensively, Trevor Pryce moved into seventh on Denver's all-time sacks list, passing Tom Jackson (44).

OFFICIALS

Referee — Ron Blum (7); Umpire — Bob Wagner (100); Head Linesman — Steve Stelljes (22); Line Judge — Tom Stephan (68); Field Judge — Al Jury (106); Side Judge — Laird Hayes (125); Back Judge — Bill Schmitz (122); Replay — Bob Boylston

Denver Broncos				San Francisco 49ers			
Offense		Defense		Offense		Defense	
WR 80	R. Smith	LE 93	T. Pryce	WR 81	T. Owens	LE 91	C. Okefor
LT 74	E. Salaam	LT 94	L. Dalton	LT 63	D. Deese	LT 97	B. Young
LG 50	B. Hamilton	RT 91	C. McGlockton	LG 74	D. Fiore	RT 94	D. Stubblefield
C 66	T. Nalen	RE 95	K. Pittman	C 62	J. Newberry	RE 96	A. Carter
RG 62	D. Neil	WLB 52	I. Gold	RG 65	R. Stone	LOLB 98	J. Peterson
RT 78	M. Lepsis	MLB 56	A. Wilson	RT 78	S. Gragg	LILB 50	D. Smith
TE 84	S. Sharpe	SLB 51	J. Mobley	TE 82	E. Johnson	RILB 55	J. Winborn
WR 87	E. McCaffrey	LCB 24	D. O'Neal	WR 83	J. Stokes	LC 29	A. Plummer
QB 14	B. Griese	RCB 25	D. Walker	QB 5	J. Garcia	RC 36	J. Webster
RB 22	O. Gary	SS 28	K. Kennedy	RB 20	G. Hearst	SS 33	T. Parrish
FB 38	M. Anderson	FS 43	I. Reese	WR 89	T. Streets	FS 31	Z. Bronson

**DENVER SUBSTITUTIONS:** K 1 J. Elam, P 16 T. Rouen, RB 21 K. Coleman, CB 23 W. Middlebrooks, RB 26 C. Portis, CB 31 K. Herndon, RB 34 R. Droughns, CB 35 L. Walls, CB 37 T. Poole, S 42 S. Brandon, LB 55 K. Burns, LB 59 D. Spragan, T 71 B. Brockermeyer, DT 75 M. Pope, WR 83 S. Montgomery, WR 85 A. Lelie, TE 86 P. Hape, TE 89 D. Carswell, DE 92 B. Berry, DE 97 K. Washington, DT 99 M. Reagor, DID NOT PLAY: QB 11 S. Beuerlein, G 79 S. Herndon. **INACTIVE:** QB 17 J. Jackson, CB 33 J. Spencer, G 64 L. Friedman, T 65 C. Carlisle, WR 82 K. Kasper, TE 88 J. Putzier, DT 96 D. Davis, DE 98 R. Hayward.

FIELD GOALS (made (___) & missed)									
J. Elam		(28)							
		1	2	3	4	OT	TOTAL		
VISITOR	Denver Broncos	0	3	7	14	—	24		
HOME	San Francisco 49ers	0	7	0	7	—	14		

Team	Qtr	Clock Time	PLAY DESCRIPTION (Extra Point) (Drive Info)								SCORE	
											Visitor	Home
49ERS	2	7:55	T. Owens 8 yd. pass from J. Garcia (J. Cortez kick) (6-56, 2:37)								0	7
BRONCOS	2	0:16	J. Elam 28 yd. Field Goal (5-17, 1:19)								3	7
BRONCOS	3	9:01	M. Anderson 1 yd. pass from B. Griese (J. Elam kick) (10-74, 5:59)								10	7
BRONCOS	4	14:15	O. Gary 1 yd. run (J. Elam kick) (4-46, 1:59)								17	7
BRONCOS	4	2:58	S. Montgomery 11 yd. pass from B. Griese (J. Elam kick) (13-99, 6:37)								24	7
49ERS	4	1:23	J. Garcia 1 yd. run (J. Cortez kick) (8-67, 1:35)								24	14

FINAL BRONCOS DEFENSIVE STATISTICS																	
(Based on coaches' film review)																	
Player	UT	A	TT	S-yds	I-yds	PD	FF	FR	Player	UT	A	TT	S-yds	I-yds	PD	FF	FR
J. Mobley	10	2	12	0-0	0-0	0	0	1	K. Pittman	2	1	3	0-0	0-0	0	0	0
A. Wilson	9	2	11	0-0	0-0	0	0	0	M. Reagor	2	1	3	0-0	0-0	0	0	0
I. Gold	9	1	10	1-7	0-0	0	0	0	T. Poole	1	0	1	0-0	0-0	0	0	0
C. McGlockton	4	2	6	0-0	0-0	0	0	0	M. Pope	1	0	1	0-0	0-0	0	0	0
K. Kennedy	4	1	5	0-0	0-0	2	0	0	T. Pryce	1	0	1	1-8	0-0	0	0	0
D. O'Neal	4	1	5	0-0	0-0	1	0	0	I. Reese	1	0	1	0-0	0-0	0	0	0
D. Walker	4	1	5	0-0	0-0	0	0	0	B. Berry	0	0	0	0-0	0-0	0	0	0
L. Dalton	4	0	4	0-0	0-0	0	0	0	Team Totals	59	13	72	2-15	0-0	3	0	1
K. Washington	3	1	4	0-0	0-0	0	0	0									

FINAL INDIVIDUAL STATISTICS															
Denver Broncos								San Francisco 49ers							
RUSHING	ATT	YDS	AVG	LG	TD			RUSHING	ATT	YDS	AVG	LG	TD		
M. Anderson	10	95	9.5	32	0			K. Barlow	7	47	6.7	31	0		
O. Gary	12	61	5.1	26	1			J. Garcia	5	13	2.6	8	1		
E. McCaffrey	2	22	11.0	17	0			F. Beasley	3	6	2.0	3	0		
B. Griese	4	14	3.5	11	0			G. Hearst	5	5	1.0	4	0		
C. Portis	4	12	3.0	6	0										
R. Smith	3	-3	-1.0	1	0										
Total	35	201	5.7	32	1			Total	20	71	3.6	31	1		

PASSING	ATT	CMP	YDS	TKD/	TD	LG	IN	Rtg.	PASSING	ATT	CMP	YDS	TKD/	TD	LG	IN	Rtg.
B. Griese	19	14	119	4/21	2	16	0	124.7	J. Garcia	36	27	205	2/15	1	15	1	86.0
Total	19	14	119	4/21	2	16	0	124.7	Total	36	27	205	2/15	1	15	1	86.0

PASS RECEIVING	NO	YDS	AVG	LG	TD			PASS RECEIVING	NO	YDS	AVG	LG	TD		
S. Sharpe	5	52	10.4	16	0			E. Johnson	7	69	9.9	15	0		
R. Smith	3	22	7.3	12	0			G. Hearst	6	30	5.0	11	0		
E. McCaffrey	2	11	5.5	6	0			T. Owens	5	38	7.6	9	1		
O. Gary	1	11	11.0	11	0			J. Stokes	4	28	7.0	11	0		
A. Lelie	1	11	11.0	11	0			F. Beasley	3	18	6.0	12	0		
S. Montgomery	1	11	11.0	11	1			T. Streets	3	13	13.0	13	0		
M. Anderson	1	1	1.0	11	1			K. Barlow	1	9	9.0	9	0		
Total	14	119	8.5	16	2			Total	27	205	7.6	15	1		

INTERCEPTIONS	NO	YDS	AVG	LG	TD			INTERCEPTIONS	NO	YDS	AVG	LG	TD		
Total	1	0	0.0	0	0			Total	0	0	0.0	0	0		

PUNTING	NO	YDS	AVG	TB	IN20	LG		PUNTING	NO	YDS	AVG	TB	IN20	LG	
T. Rouen	4	147	36.8	0	2	46		J. Baker	5	195	39.0	0	1	48	
Total	4	147	36.8	0	2	46		Total	5	195	39.0	0	1	48	

PUNT RETURNS	NO	YDS	AVG	FC	LG	TD		PUNT RETURNS	NO	YDS	AVG	FC	LG	TD	
D. O'Neal	4	13	3.3	1	7	0		J. Williams (DOWNED)	2	5	2.5	0	3	0	
Returns	4	13	3.3	1	7	0		Returns	2	5	2.5	0	3	0	

KICKOFF RETURNS	NO	YDS	AVG	FC	LG	TD		KICKOFF RETURNS	NO	YDS	AVG	FC	LG	TD	
K. Coleman	1	6	6.0	0	6	0		J. Williams	4	65	16.3	0	24	0	
(TOUCHBACK)	1	0	0.0	0	0	0		P. Smith	1	6	6.0	0	6	0	
Returns	1	6	6.0	0	6	0		Returns	5	71	14.2	0	24	0	

ST. Louis Rams FUMBLES	Own Fum	Own Rec.	Yds	TD	FF	Opp. Rec.	Yds	TD	Out Bnds	Denver Broncos FUMBLES	Own Fum	Own Rec.	Yds	TD	FF	Opp. Rec.	Yds	TD	Out Bnds
E. McCaffrey	1	0	0	0	0	0	0	0	0	J. Williams	1	1	0	0	0	0	0	0	0
K. Burns	0	0	0	0	1	0	0	0	0	J. Garcia	1	0	-3	0	0	0	0	0	0
J. Mobley	0	0	0	0	0	1	0	0	0	Z. Bronson	0	0	0	0	1	0	0	0	0
Total	1	0	0	0	1	1	0	0	0	T. Parrish	0	0	0	0	1	0	0	0	0

FINAL TEAM STATISTICS			VISITOR BRONCOS	HOME 49ERS
TOTAL FIRST DOWNS			21	18
By Rushing			10	7
By Passing			10	11
By Penalty			1	0
THIRD DOWN EFFICIENCY			5-10-50%	8-13-62%
FOURTH DOWN EFFICIENCY			0-0-0%	0-0-0%
TOTAL NET YARDS			261	261
Total Offensive Plays (inc. times thrown passing)			58	58
Average gain per offensive play			5.2	4.5
NET YARDS RUSHING			201	71
Total Rushing Plays			35	20
Average gain per rushing play			5.7	3.6
Tackles for a loss - number and yards			3-5	1-1
NET YARDS PASSING			98	190
Times thrown - yards lost attempting to pass			4-21	2-15
Gross yards passing			119	205
PASS ATTEMPTS-COMPLETIONS-HAD INTERCEPTED			19-14-0	36-27-1
Average gain per pass play (inc. # thrown passing)			4.5	5.0
KICKOFFS Number-In End Zone-Touchbacks			5-0-0	3-1-1
PUNTS Number and Average			4-36.8	5-39.0
Had Blocked			0	0
FGs - PATs Had Blocked			0-0	0-0
Net punting average			35.5	36.4
TOTAL RETURN YARDAGE (Not Including Kickoffs)			13	5
No. and Yards Punt Returns			4-13	2-5
No. and Yards Kickoff Returns			1-6	5-71
No. and Yards Interception Returns			1-0	0-0
PENALTIES Number and Yards			3-30	10-114
FUMBLES Number and Lost			1-1	2-1
TOUCHDOWNS			3	2
Rushing			1	1
Passing			2	1
EXTRA POINTS Made-Attempts			3-3	2-2
Kicking Made-Attempts			3-3	2-2
FIELD GOALS Made-Attempts			1-1	0-0
RED ZONE EFFICIENCY			3-4-75%	2-2-100%
GOAL TO GO EFFICIENCY			2-2-100%	2-2-100%
SAFETIES			0	0
FINAL SCORE			24	14
TIME OF POSSESSION			30:33	29:27

272

273

**Weather:** Sunny, 59°, Wind W 3 mph • **Attendance:** 75,359 • **Time:** 3:23

The Broncos moved to 3-0 on the season for the first time since 1998, defeating the Buffalo Bills 28-23 in front of 75,359 at INVESCO Field at Mile High.

After a slow offensive start through almost three quarters, the Broncos took control of the game at the end of the third quarter, and were able to hold off a strong Bills passing attack to win their third straight game. A balanced offensive attack and an outstanding rush defense keyed the Broncos to the win.

Olandis Gary left the game in the first quarter with a sprained ankle, which allowed running back Clinton Portis to garner most of the carries during the rest of the game. Portis finished the game with 103 yards on the ground and one touchdown, the first 100-yard game of his career.

Quarterback Brian Griese led the passing attack by throwing for 211 yards and two touchdowns on 19 of 31 passing. Wide Receiver Rod Smith hauled in 7 passes for 94 yards and the game-winning touchdown in the fourth quarter. Receivers Ed McCaffrey and Ashley Lelie had 35 and 36 yards receiving respectively.

After both teams struggled offensively through most of the first quarter, it was the Denver defense that sparked the games' first big play. Travis Henry took a handoff and ran to the right, where he was immediately hit by Montae Reagor and stripped of the football by Ian Gold. Chester McGlockton picked up the ball and ran it in for a 24-yard touchdown to put the Broncos up 7-0.

The Broncos offense sustained its only long drive of the first half, during the second quarter. The 85-yard drive ended with a Clinton Portis 1-yard touchdown run to put the Broncos on top 14-0. With only a few minutes left in the first half, the Bills finally got on the board after they sustained their own 80-yard drive, which ended with a 1-yard touchdown run by Travis Henry.

After a field goal early in the third quarter by Buffalo made the score 14-10, the Denver offense finally got going. Griese hit Dwayne Carswell for a 1-yard touchdown pass to put the Broncos up 21-10 to begin the fourth quarter. The Bills pulled to 21-16 after a touchdown by Josh Reed, but the Broncos put the game out of reach after Griese hit Rod Smith for a 26-yard touchdown with 2:45 remaining. Buffalo added a late touchdown to pull within five at 28-23, but Denver's special teams came up big when they recovered the onside kick by Buffalo to seal the win.

During the contest, Rod Smith moved into first place in Broncos history with 46 career touchdown receptions and passed Lionel Taylor for second in receiving yards, finishing the day with a career figure of 6,919.

## OFFICIALS

**Referee** — Walt Coleman (65); **Umpire** — Jim Duke (74); **Head Linesman** — Tom Johnson (114); **Line Judge** — Ron Phares (10);

**Field Judge** — Greg Meyer (78); **Side Judge** — Dave Wyant (16); **Back Judge** — Ron Spitler (119); **Replay** — Bob Mantooth

## STARTING LINEUPS

Buffalo Bills				Denver Broncos			
Offense		Defense		Offense		Defense	
WR 80	E. Moulds	LE 72	C. Ahanotu	WR 80	R. Smith	LE 93	T. Pryce
LT 75	J. Jennings	LT 98	R. Edwards	LT 74	E. Salaam	LT 94	L. Dalton
LG 79	R. Brown	RT 93	P. Williams	LG 50	B. Hamilton	RT 91	C. McGlockton
C 70	T. Teague	RE 94	A. Schobel	C 66	T. Nalen	RE 95	K. Pittman
RG 74	M. Sullivan	SLB 53	K. Newman	RG 62	D. Neil	WLB 52	I. Gold
RT 68	M. Williams	MLB 59	L. Fletcher	RT 78	M. Lepsis	MLB 56	A. Wilson
TE 85	J. Riemersma	WLB 55	E. Robinson	TE 84	S. Sharpe	SLB 51	J. Mobley
WR 81	P. Price	LCB 26	A. Winfield	WR 87	E. McCaffrey	LCB 24	D. O'Neal
QB 11	D. Bledsoe	RCB 22	N. Clements	QB 14	B. Griese	RCB 25	D. Walker
RB 20	T. Henry	SS 27	C. Wire	FB 38	M. Anderson	SS 28	K. Kennedy
TE 83	D. Moore	FS 23	P. Prioleau	WR 85	A. Lelie	FS 43	I. Reese

**DENVER SUBSTITUTIONS:** K 1 J. Elam, P 16 T. Rouen, RB 22 O. Gary, CB 23 W. Middlebrooks, RB 26 C. Portis, CB 31 K. Herndon, RB 34 R. Droughns, CB 35 L. Walls, CB 37 T. Poole, S 42 S. Brandon, LB 55 K. Burns, LB 59 D. Spragan, T 71 B. Brockermeyer, DT 75 M. Pope, G 79 S. Herndon, WR 82 K. Kasper, WR 83 S. Montgomery, TE 86 P. Hape, TE 89 D. Carswell, DE 92 B. Berry, DE 98 R. Hayward, DT 99 M. Reagor. **DID NOT PLAY:** QB 11 S. Beuerlein. **INACTIVE:** QB 17 J. Jackson, RB 21 K. Coleman, CB 33 J. Spencer, G 64 L. Friedman, T 65 C. Carlisle, TE 88 J. Puttizer, DT 96 D. Davis, DE 97 K. Washington.

FIELD GOALS (made (___) & missed)									
M. Hollis (38)		J. Elam		49RU					
		1	2	3	4	OT	TOTAL		
VISITOR	Buffalo Bills	0	7	3	13	—	23		
HOME	Denver Broncos	7	7	7	7	—	28		

Team	Qtr	Clock Time	PLAY DESCRIPTION (Extra Point) (Drive Info)							SCORE	
			PLAY DESCRIPTION (Extra Point) (Drive Info)	Visitor	Home	Visitor	Home	Visitor	Home	Visitor	Home
BRONCOS	1	3:38	C. McGlockton 24 yd. fumble return (J. Elam, kick)	0	7	0	7	0	7	0	7
BRONCOS	2	9:51	C. Portis 1 yd. run (J. Elam, kick) (10-85, 5:09)	0	14	0	14	0	14	0	14
BILLS	2	2:50	T. Henry 1 yd. run (M. Hollis, kick) (9-80, 4:59)	7	14	7	14	7	14	7	14
BILLS	3	9:58	M. Hollis 38 yd. Field Goal (10-68, 5:02)	10	14	10	14	10	14	10	14
BRONCOS	3	0:33	D. Carswell 1 yd. pass from B. Griese (J. Elam, kick) (11-80, 5:22)	10	21	10	21	10	21	10	21
BILLS	4	7:35	J. Reed 4 yd. pass f rom D. Bledsoe (pass failed) (3-12, 0:43)	16	21	16	21	16	21	16	21
BRONCOS	4	2:39	R. Smith 26 yd. pass from B. Griese (J. Elam, kick) (10-80, 4:56)	16	28	16	28	16	28	16	28
BILLS	4	1:12	E. Moulds 2 yd. pass from D. Bledsoe (J. Elam, kick) (7-70, 1:27)	23	28	23	28	23	28	23	28

## FINAL BRONCOS DEFENSIVE STATISTICS

*(Based on coaches' film review)*

Player	UT	A	TT	S-yds	I-yds	PD	FF	FR	Player	UT	A	TT	S-yds	I-yds	PD	FF	FR
K. Kennedy	8	2	10	0-0	0-0	0	0	0	R. Hayward	1	1	2	0-0	0-0	0	0	0
A. Wilson	7	3	10	0-0	0-0	0	0	0	K. Pittman	1	1	2	0-0	0-0	0	0	0
D. O'Neal	8	0	8	0-0	0-0	0	0	0	M. Reagor	1	1	2	1-9	0-0	0	0	0
I. Gold	7	1	8	0-0	0-0	0	1	0	B. Berry	1	0	1	1-9	0-0	0	0	0
J. Mobley	3	4	7	1-9	0-0	0	0	0	L. Dalton	1	0	1	0-0	0-0	0	0	0
C. McGlockton	3	1	4	0-0	0-0	0	0	1	T. Poole	1	0	1	0-0	0-0	0	0	0
I. Reese	3	0	3	0-0	0-0	1	0	0	T. Pryce	1	0	1	1-4	0-0	0	0	0
D. Walker	3	0	3	0-0	0-0	0	0	0	K. Herndon	0	0	0	0-0	0-0	0	0	0
M. Pope	2	0	2	0-0	0-0	0	0	0	<b>Team Totals</b>	<b>51</b>	<b>14</b>	<b>65</b>	<b>4-31</b>	<b>0-0</b>	<b>1</b>	<b>1</b>	<b>1</b>

## FINAL INDIVIDUAL STATISTICS

Buffalo Bills							Denver Broncos						
RUSHING	ATT	YDS	AVG	LG	TD		RUSHING	ATT	YDS	AVG	LG	TD	
T. Henry	12	35	2.9	8	1		C. Portis	18	103	5.7	24	1	
S. Bryson	2	4	2.0	4	0		M. Anderson	7	28	4.0	7	0	
							S. Montgomery	1	28	28.0	28	0	
							B. Griese	5	4	0.8	5	0	
							T. Rouen	1	0	0.0	0	0	
<b>Total</b>	<b>14</b>	<b>39</b>	<b>2.8</b>	<b>8</b>	<b>1</b>		<b>Total</b>	<b>32</b>	<b>163</b>	<b>5.1</b>	<b>28</b>	<b>0</b>	

PASSING	ATT	CMP	YDS	TKD/ YD	TD	LG	IN	Rtg.	PASSING	ATT	CMP	YDS	TKD/ YD	TD	LG	IN	Rtg.
D. Bledsoe	41	27	283	4/31	2	44	0	102.0	B. Griese	31	19	211	4/32	2	26t	0	103.0
<b>Total</b>	<b>41</b>	<b>27</b>	<b>283</b>	<b>4/31</b>	<b>2</b>	<b>44</b>	<b>0</b>	<b>102.0</b>	<b>Total</b>	<b>31</b>	<b>19</b>	<b>211</b>	<b>4/32</b>	<b>2</b>	<b>26t</b>	<b>0</b>	<b>103.0</b>

PASS RECEIVING	NO	YDS	AVG	LG	TD	PASS RECEIVING	NO	YDS	AVG	LG	TD
E. Moulds	9	96	10.7	44	1	R. Smith	7	94	13.4	26t	1
P. Price	5	87	17.4	42	0	E. McCaffrey	3	35	11.7	24	0
J. Riemersma	4	44	11.0	24	0	A. Lelie	2	36	18.0	20	0
T. Henry	4	33	8.3	16	0	M. Anderson	2	26	13.0	22	0
D. Centers	3	11	3.7	10	0	D. Carswell	2	5	2.5	4	1
J. Reed	2	12	6.0	8	1	S. Montgomery	1	8	8.0	8	0
						C. Portis	1	4	4.0	4	0
						P. Hape	1	3	3.0	3	0
<b>Total</b>	<b>27</b>	<b>283</b>	<b>10.5</b>	<b>44</b>	<b>2</b>	<b>Total</b>	<b>19</b>	<b>211</b>	<b>11.1</b>	<b>26</b>	<b>2</b>

INTERCEPTIONS	NO	YDS	AVG	LG	TD	INTERCEPTIONS	NO	YDS	AVG	LG	TD
<b>Total</b>	<b>0</b>	<b>0</b>	<b>0.0</b>	<b>0</b>	<b>0</b>	<b>Total</b>	<b>0</b>	<b>0</b>	<b>0.0</b>	<b>0</b>	<b>0</b>

PUNTING	NO	YDS	AVG	TB	IN20	LG	PUNTING	NO	YDS	AVG	TB	IN20	LG
B. Moorman	7	340	48.6	1	3	70	T. Rouen	6	259	43.2	2	1	53
<b>Total</b>	<b>7</b>	<b>340</b>	<b>48.6</b>	<b>1</b>	<b>3</b>	<b>70</b>	<b>Total</b>	<b>6</b>	<b>259</b>	<b>43.2</b>	<b>2</b>	<b>1</b>	<b>53</b>

PUNTING	NO	YDS	AVG	TB	IN20	LG	PUNTING	NO	YDS	AVG	TB	IN20	LG
B. Moorman	7	340	48.6	1	3	70	T. Rouen	6	259	43.2	2	1	53
Total	7	340	48.6	1	3	70	Total	6	259	43.2	2	1	53

KICKOFF RETURNS	NO	YDS	AVG	FC	LG	TD	KICKOFF RETURNS	NO	YDS	AVG	FC	LG	TD
C. Rogers	4	81	20.3	0	25	0	K. Kasper	3	84	28.0	0	41	0
T. Driver	1	27	27.0	0	27	0	(TOUCHBACK)	1	0	0.0	0	0	0
<b>Returns</b>	<b>4</b>	<b>81</b>	<b>20.3</b>	<b>0</b>	<b>25</b>	<b>0</b>	<b>Returns</b>	<b>3</b>	<b>84</b>	<b>28.0</b>	<b>0</b>	<b>41</b>	<b>0</b>

Buffalo Bills FUMBLES	Fum	Own	Rec.	Yds	TD	Opp. Rec.	Yds	TD	Out Bnds	Denver Broncos FUMBLES	Fum	Own	Rec.	Yds	TD	Opp. Rec.	Yds	TD	Out Bnds
T. Henry	1	0	0	0	0	0	0	0	0	T. Rouen	1	1	-15	0	0	0	0	0	0
										M. Reagor	0	0	0	0	0	1	0	0	0
										C. McGlockton	0	0	0	0	0	1	24	1	0
<b>Total</b>	<b>1</b>	<b>0</b>	<b>0</b>	<b>0</b>	<b>0</b>	<b>0</b>	<b>0</b>	<b>0</b>	<b>0</b>	<b>Total</b>	<b>1</b>	<b>1</b>	<b>-15</b>	<b>0</b>	<b>1</b>	<b>1</b>	<b>24</b>	<b>1</b>	<b>0</b>

## FINAL TEAM STATISTICS

	VISITOR BILLS	HOME BRONCOS
TOTAL FIRST DOWNS	17	22
By Rushing	2	6
By Passing	15	12
By Penalty	0	4
THIRD DOWN EFFICIENCY	6-14-43%	3-13-23%
FOURTH DOWN EFFICIENCY	0-0-0%	1-2-50%
TOTAL NET YARDS	291	342
Total Offensive Plays (inc. times thrown passing)	59	67
Average gain per offensive play	4.9	5.1
NET YARDS RUSHING	39	163
Total Rushing Plays	14	32
Average gain per rushing play	2.8	5.1
Tackles for a loss - number and yards	2-2	1-3
NET YARDS PASSING	252	179
Times thrown - yards lost attempting to pass	4-31	4-32
Gross yards passing	283	211
PASS ATTEMPTS-COMPLETIONS-HAD INTERCEPTED	41-27-0	31-19-0
Average gain per pass play (inc. # thrown passing)	5.6	5.1
KICKOFFS Number-In End Zone-Touchbacks	5-2-1	5-0-0
PUNTS Number and Average	7-48.6	6-43.2
Had Blocked	0	0
FGs - PATs Had Blocked	0-0	0-0
Net punting average	43.6	36.5
TOTAL RETURN YARDAGE (Not Including Kickoffs)	0	15
No. and Yards Punt Returns	1-0	3-15
No. and Yards Kickoff Returns	5-108	3-84
No. and Yards Interception Returns	0-0	0-0
PENALTIES Number and Yards	10-82	9-64
FUMBLES Number and Lost	1-1	1-0
TOUCHDOWNS	3	4
Rushing	1	1
Passing	2	2
Fumbles	0	1
EXTRA POINTS Made-Attempts	2-3	4-4
Kicking Made-Attempts	2-2	4-4
Passing Made-Attempts	0-1	0-0
FIELD GOALS Made-Attempts	1-1	0-1
RED ZONE EFFICIENCY	3-3-100%	2-2-100%
GOAL TO GO EFFICIENCY	2-2-100%	2-2-100%
SAFETIES	0	0
FINAL SCORE	23	28
TIME OF POSSESSION	27:13	32:47



**Weather:** Mostly Clear, 71°, Calm • **Attendance:** 69,538 • **Time:** 3:31

The Broncos suffered their first defeat of the season, falling to the Baltimore Ravens 34-23 in front of 69,538 at Ravens Stadium, and a national television audience on ABC's *Monday Night Football*.

After a Jason Elam 40-yard field goal put the Broncos up 3-0 in the first quarter, the Ravens took control of the game in the second quarter with a 31-point outburst. Denver tried to make a comeback in the second half, but was thwarted by a stingy Baltimore defense. The loss dropped the Broncos to 3-1 on the season, and into third place in the AFC West.

The Broncos held the Ravens scoreless in the first quarter, maintaining an unblemished mark in the opening period through four games, but the second quarter belonged to Baltimore. Less than a minute into the period, Ravens quarterback Chris Redman hit tight end Todd Heap for a 23-yard touchdown pass to put the Ravens on top 7-3. On the Broncos' next possession, the offense was unable to move the ball, and Ravens safety Ed Reed broke through the middle to block a Tom Rouse punt, which set up Baltimore's next score, just three plays later, a Jamal Lewis 2-yard touchdown run.

The Broncos punted on their next possession, and the defense allowed the Ravens a field goal to increase their lead to 17-3. After a Brian Griese interception, Chris Redman hit Todd Heap for his second touchdown of the night, which opened the margin to 24-3. With one second remaining in the first half, Elam's 57-yard field goal attempt came up short and was received in the back of the end zone by Chris McAlister, who returned it 107 yards for a touchdown to put Baltimore up 31-3 at halftime. McAlister's missed field goal return was the longest play in NFL history.

After an early third quarter Ravens field goal increased the lead to 34-3, the Broncos scored their first touchdown of the game on their initial possession of the second half, a 1-yard run by Reuben Droughns. Neither offense was able to do anything again until late in the third quarter when Griese hit Patrick Hape for a 2-yard touchdown. The two-point conversion failed, but the deficit had been cut to 34-16.

After two Broncos possessions ended with interceptions to open the fourth quarter, Denver got back on track with a 1-yard Griese touchdown run to cut the margin to 34-23 with 4:42 remaining. The Broncos then stopped the Ravens' offense, and advanced to the Baltimore 26-yard line on their ensuing possession, but Elam missed a 44-yard field goal attempt, and the Ravens ran out the clock.

Giuseppe's 35 completions and 53 pass attempts were career highs, and represented the third- and fourth-highest (tie) totals, respectively, in franchise history.

## OFFICIALS

**Referee** — Jeff Triplette (42); **Umpire** — Scott Dawson (70); **Head Linesman** — Tom Stabile (24); **Line Judge** — Jeff Seeman (45); **Field Judge** — Duke Carroll (11); **Side Judge** — Doug Rosenbaum (67); **Back Judge** — Richard Reels (83); **Replay** — Mark Burns

## STARTING LINEUPS

Denver Broncos

Offense		Defense	
WR	80 R. Smith	LE	93 T. Pryce
LT	71 B. Brockermeyer	LT	94 L. Dalton
LG	50 B. Hamilton	RT	91 C. McGlockton
C	66 T. Nalen	RE	95 K. Pittman
RG	62 D. Neil	VLB	52 I. Gold
RT	74 E. Salaam	MLB	56 A. Wilson
TE	84 S. Sharpe	SLB	51 J. Mobley
QB	87 E. McCaffrey	CB	24 O. Neal
RB	14 B. Griese	RCB	25 D. Walker
TE	89 D. Carswell	SS	28 K. Kennedy
FB	38 M. Anderson	FS	43 I. Reese

Baltimore Ravens

Offense		Defense	
WR	83 T. Taylor	LE	98 A. Weaver
LT	75 J. Ogden	NT	97 K. Wiegert
LG	64 E. Multalto	RE	99 M. McCrary
C	62 M. Flynn	LOLB	90 C. Brown
RG	66 B. Anderson	LILB	56 E. Hartwell
RT	77 E. Brooks	RILB	52 R. Lewis
TE	86 T. Heap	ROLB	58 P. Boulware
QB	85 W. Stokely	CB	28 G. Egan
RB	7 C. Redman	RCB	21 C. McAlister
RB	31 J. Lewis	SS	47 W. Demps
TE	88 J. Jones	FS	20 E. Reed

**DENVER SUBSTITUTIONS:** K 1 J. Elam, P 16 T. Rouen, RB 22 O. Gary, CB 23 W. Middlebrooks, RB 26 C. Portis, RB 34 R. Drougns, CB 35 L. Walls, CB 37 T. Poole, S 42 S. Brandon, LB 55 K. Burns, LB 59 D. Spragan, T 65 C. Carlisle, DT 75 M. Pope, T 78 M. Lepsis, G 79 S. Herndon, RB 83 S. Montgomery, WR 85 A. Lelie, TE 86 P. Hape, TE 88 J. Putzier, DE 92 B. Berry, DE 97 K. Washington, DT 99 M. Reagor. **DID NOT PLAY:** CB 11 S. Beuerlein. **INACTIVE:** CB 17 J. Jackson, RB 21 C. Coleman, CB 31 K. Herndon, CB 33 J. Spencer, G 64 L. Friedman, WR 82 K. Kasser, DT 96 D. Davis, DE 98 R. Hayward.

		FIELD GOALS (made ( ) & missed)						
J. Elam		(40) 57SH 44WL		M. Stover		(23)	(41)	
		1	2	3	4	OT	TOTAL	
VISITOR	Denver Broncos	3	0	13	7	—	23	
HOME	Baltimore Ravens	0	31	3	0	—	34	

Team	Qtr	Clock Time	PLAY DESCRIPTION (Extra Point) (Drive Info)	SCORE	
				Visitor	Home
BRONCOS	1	5:45	J. Elam 40 yd. field goal (8-22, 3:32)	3	0
RAVENS	2	14:15	T. Heap 23 yd. pass from C. Redman (M. Stover kick) (5-46, 2:24)	3	7
RAVENS	2	10:25	J. Lewis 2 yd. run (M. Stover kick) (3-13, 1:57)	3	14
RAVENS	2	1:57	M. Stover 23 yd. field goal (10-81, 4:42)	3	17
RAVENS	2	0:18	T. Heap 3 yd. pass from C. Redman (M. Stover kick) (4-36, 1:08)	3	24
RAVENS	2	0:00	C. McAlister 107 yd. field goal return (M. Stover kick)	3	31
RAVENS	3	13:06	M. Stover 41 yd. field goal (4-9, 1:54)	3	34
BRONCOS	3	8:44	R. Droughns 1 yd. run (J. Elam kick) (11-62, 4:22)	10	34
BRONCOS	3	1:24	P. Hape 2 yd. pass from B. Griese (run failed) (6-71, 2:40)	16	34
BRONCOS	4	4:42	B. Griese 1 yd. run (J. Elam kick) (7-62, 2:03)	23	34

### FINAL BRONCOS DEFENSIVE STATISTICS

(Based on coaches' film review)

[illegible]

## FINAL INDIVIDUAL STATISTICS

Denver Broncos						Baltimore Ravens					
RUSHING	ATT	YDS	AVG	LG	TD	RUSHING	ATT	YDS	AVG	LG	TD
C. Portis	8	55	6.9	24	0	J. Lewis	25	78	3.1	15	1
M. Anderson	5	19	3.8	9	0	B. Stokley	1	6	6.0	6	0
O. Gary	5	18	3.6	5	0	C. Redman	4	0	0.0	3	0
P. Griese	2	4	2.0	3	1						
R. Droughns	1	1	1.0	11	1						
Total	21	97	4.6	24	2	Total	30	84	2.8	15	1

	TKD/																
PASSING	ATT	CMP	YDS	YD	TD	LG	IN	Rtg.	PASSING	ATT	CMP	YDS	YD	TD	LG	IN	Rtg.
B. Griese	53	35	328	3/22	1	24	3	65.6	C. Redman	24	13	152	1/6	2	33	0	101.4
R. Smith	1	0	0	0/0	0	0	0	39.6									
<b>Total</b>	<b>54</b>	<b>35</b>	<b>328</b>	<b>3/22</b>	<b>1</b>	<b>24</b>	<b>3</b>	<b>64.4</b>	<b>Total</b>	<b>24</b>	<b>13</b>	<b>152</b>	<b>1/6</b>	<b>2</b>	<b>33</b>	<b>0</b>	<b>101.4</b>

PASS RECEIVING	NO	YDS	AVG	LG	TD	PASS RECEIVING	NO	YDS	AVG	LG	TD
S. Sharpe	9	75	8.3	13	0	T. Heap	5	84	16.8	33	2
E. McCaffrey	8	90	11.3	13	0	J. Lewis	4	21	5.3	11	0
S. Smith	5	61	12.2	24	5	B. Stokely	3	36	12.0	30	0
C. Portis	3	30	10.0	17	0	T. Taylor	1	8	8.0	8	0
D. Carswell	4	24	8.0	9	0	J. Jones	1	4	4.0	4	0
A. Letie	2	24	12.0	15	0						
O. Gary	2	14	7.0	8	0						
M. Anderson	2	8	4.0	4	0						
F. Hape	1	2	2.0	2	0						
<b>Total</b>	<b>35</b>	<b>328</b>	<b>9.4</b>	<b>24</b>	<b>1</b>	<b>Total</b>	<b>13</b>	<b>152</b>	<b>11.7</b>	<b>33</b>	<b>2</b>

INTERCEPTIONS	NO	YDS	AVG	LG	TD	INTERCEPTIONS	NO	YDS	AVG	LG	TD
						E. Reed	1	21	21.0	21	0
						R. Lewis	1	4	4.0	4	0
						G. Baxter	1	0	0.0	0	0
Total	0	0	0.0	0	0	Total	3	25	8.3	21	0

PUNTING	NO	YDS	AVG	TB	IN20	LG	PUNTING	NO	YDS	AVG	TB	IN20	LG
T. Rouen	4	166	41.5	0	2	53	D. Zastudil	6	315	52.5	0	2	61
(BLOCKED)	1	0	0.0	0	0	0							
<b>Total</b>	<b>5</b>	<b>166</b>	<b>33.2</b>	<b>0</b>	<b>2</b>	<b>53</b>	<b>Total</b>	<b>6</b>	<b>315</b>	<b>52.5</b>	<b>0</b>	<b>2</b>	<b>61</b>

PUNT RETURNS	NO	YDS	AVG	FC	LG	TD	PUNT RETURNS	NO	YDS	AVG	FC	LG	TD
T. Poole	4	24	6.0	0	16	0	C. McAlister	3	22	7.3	0	15	0
D. O'Neal	1	24	24.0	0	24	0	(DOWNED)	1	0	0.0	0	0	0
(OUT OF BOUNDS)	1	0	0.0	0	0	0							
Returns	5	48	9.6	0	24	0	Returns	3	22	7.3	0	15	0

<b>KICKOFF RETURNS</b>	<b>NO</b>	<b>YDS</b>	<b>AVG</b>	<b>FC</b>	<b>LG</b>	<b>TD</b>	<b>KICKOFF RETURNS</b>	<b>NO</b>	<b>YDS</b>	<b>AVG</b>	<b>FC</b>	<b>LG</b>	<b>TD</b>
S. Montgomery	5	134	26.8	0	40	0	R. Tate	5	141	28.2	0	64	0
M. Reagor	1	16	16.0	0	16	0							
<b>Returns</b>	<b>6</b>	<b>150</b>	<b>25.0</b>	<b>0</b>	<b>40</b>	<b>0</b>	<b>Returns</b>	<b>5</b>	<b>141</b>	<b>28.2</b>	<b>0</b>	<b>64</b>	<b>0</b>

Denver Broncos FUMBLES	Own Rec.	Yds	TD	FF	Opp. Rec.	Yds	TD	Out Bnds	Baltimore Ravens FUMBLES	Own Rec.	Yds	TD	FF	Opp. Rec.	Yds	TD	Out Bnds
T. Poole	1	0	0	0	0	0	0	0	C. McAlister	1	1	0	0	0	0	0	0
L. Walls	0	1	5	0	0	0	0	0	J. Lewis	1	0	0	0	0	0	0	0
K. Pittman	0	0	0	0	1	0	0	0	C. Redman	1	0	0	0	0	0	0	0
B. Berry	0	0	0	0	0	1	8	0									
J. Mobley	0	0	0	0	0	1	1	0									
<b>Total</b>	<b>1</b>	<b>1</b>	<b>5</b>	<b>0</b>	<b>2</b>	<b>2</b>	<b>9</b>	<b>0</b>	<b>Total</b>	<b>3</b>	<b>1</b>	<b>0</b>	<b>0</b>	<b>0</b>	<b>0</b>	<b>0</b>	<b>0</b>

### FINAL TEAM STATISTICS

	VISITOR BRONCOS	HOME RAVENS
TOTAL FIRST DOWNS	30	14
By Rushing	8	5
By Passing	18	6
By Penalty	4	3
THIRD DOWN EFFICIENCY	5-14-36%	3-13-23%
FOURTH DOWN EFFICIENCY	1-1-100%	0-0-0%
TOTAL NET YARDS	403	230
Total Offensive Plays (inc. times thrown passing)	78	52
Average gain per offensive play	5.2	4.2
NET YARDS RUSHING	97	84
Total Rushing Plays	21	30
Average gain per rushing play	4.6	2.8
Tackles for a loss – number and yards	1-2	1-5
NET YARDS PASSING	306	146
Times thrown – yards lost attempting to pass	3-22	1-6
Gross yards passing	328	152
PASS ATTEMPTS COMPLETIONS-HAD INTERCEPTED	54-35-3	24-13-0
Average gain per pass play (inc. # thrown passing)	5.4	5.8
KICKOFFS Number-In End Zone-Touchbacks	5-0-0	6-2-0
PUNTS Number and Average	5-33.2	6-52.5
Had Blocked	1	0
FGs – PATs Had Blocked	0-0	0-0
Net punting average	28.8	44.5
TOTAL RETURN YARDAGE (Not Including Kickoffs)	48	47
No. and Yards Punt Returns	5-48	3-22
No. and Yards Kickoff Returns	6-150	5-141
No. and Yards Interception Returns	0-0	3-25
PENALTIES Number and Yards	9-91	9-62
FUMBLES Number and Lost	1-0	3-21
TOUCHDOWNS	3	4
Rushing	2	1
Passing	1	2
Other (Blocked kicks, etc.)	0	1
EXTRA POINTS Made-Attempts	2-3	4-4
Kicking Made-Attempts	2-2	4-4
Rushing Made-Attempts	0-1	0-0
FIELD GOALS Made-Attempts	1-3	2-2
RED ZONE EFFICIENCY	3-4-75%	2-3-67%
GOAL TO GO EFFICIENCY	3-3-100%	2-3-67%
SAFETIES	0	0
FINAL SCORE	23	34
TIME OF POSSESSION	32:54	27:06

**Weather:** Sunny, 57°, Wind E 9 mph • **Attendance:** 75,065 • **Time:** 2:56

The Broncos improved to 4-1 on the season by defeating San Diego 26-9 before 75,065 at INVESCO Field at Mile High. Denver got off to a quick start and never looked back, combining consistent play on both sides of the ball with a solid special teams effort to key the win over a division rival.

After forcing San Diego to punt on its first drive, Denver wasted no time in scoring the first points of the game. On the second play from scrimmage, Brian Griese hit Ed McCaffrey for a 69-yard touchdown pass to put the Broncos up 7-0 two minutes into the game. Deltha O'Neal thwarted San Diego's first scoring attempt of the day two series later, intercepting a Drew Brees pass in the end zone to set up an 84-yard touchdown drive that consumed nearly eight minutes and increased the lead to 14-0. Clinton Portis capped the drive by catching an 8-yard shovel pass from Griese for the score. The Broncos actually posted 109 yards of offense on the drive, as they overcame 25 yards in penalties on their march.

Denver pushed the lead to 16-0 late in the first half when rookie Sam Brandon broke through the Chargers' line to block a Darren Bennett punt, which rolled out of the end zone for a safety. Jason Elam closed the half with a 36-yard field goal, sending the Broncos to the locker room with a 19-0 lead.

San Diego finally got on the board with its own field goal to cut the lead to 19-3 with 10:40 remaining in the third quarter. That score was maintained until 2:54 remained in the game, when O'Neal intercepted his second pass of the day, and returned it 28 yards for a touchdown to increase the lead to 26-3. The Chargers got a late touchdown by Curtis Conway, but failed to convert the two-point attempt, providing the final score of 26-9.

Griese sparked the offense by throwing for 316 yards—his second straight 300-yard effort—and two touchdowns on 26 of 35 passing (74.3%), his highest career completion percentage for a single game. Griese also had 13 consecutive completions over the course of two drives, which resulted in 10 points.

Portis made his first NFL start and finished with 102 rushing yards—his second career 100-yard game. Portis also caught a touchdown pass from Griese for his first career receiving touchdown.

McCaffrey led all receivers with 113 yards and one touchdown on six catches. It marked McCaffrey's first 100-yard receiving game since Dec. 10, 2000 when he had 112 yards receiving against Seattle. He also tied Rod Smith for first place all-time with his 46th touchdown reception as a Bronco.

**OFFICIALS****Referee** — Dick Hantak (105); **Umpire** — Carl Madsen (92); **Head Linesman** — George Hayward (54); **Line Judge** — Darryll Lewis (130);**Field Judge** — Jim Saracino (58); **Side Judge** — Mike Weatherford (116); **Back Judge** — Don Dorkowski (113); **Replay** — Bob Mantooth**STARTING LINEUPS**

San Diego Chargers					Denver Broncos				
Offense			Defense		Offense			Defense	
WR 80	C. Conway	LE 75	Marcellus Wiley	WR 80	R. Smith	LE 93	T. Pryce	WR 80	R. Smith
LT 77	D. McIntosh	LT 76	J. Williams	LT 74	E. Salaam	LT 94	L. Dalton	LT 74	E. Salaam
LG 62	B. Hallen	RT 92	J. Fisk	LG 50	B. Hamilton	RT 91	C. McGlockton	LG 50	B. Hamilton
C 60	J. Ball	RE 99	R. Johnson	C 66	T. Nalen	RE 95	K. Pittman	C 66	T. Nalen
RG 71	T. Fonoti	SLB 51	B. Leber	RG 62	D. Neil	SLB 52	I. Gold	RG 62	D. Neil
RT 70	V. Parker	MLB 59	D. Edwards	RT 78	M. Lepsis	MLB 56	A. Wilson	RT 78	M. Lepsis
TE 81	S. Alexander	WLB 57	Z. Moreno	TE 84	S. Sharpe	SLB 51	J. Mobley	TE 84	S. Sharpe
WR 85	T. Dwight	LCB 25	A. Molden	WR 87	E. McCaffrey	LCB 24	D. O'Neal	WR 87	E. McCaffrey
QB 9	D. Brees	RCB 47	R. McNeil	QB 14	B. Griese	RCB 25	D. Walker	QB 14	B. Griese
RB 21	L. Tomlinson	SS 37	R. Harrison	RB 26	C. Portis	SS 28	K. Kennedy	RB 26	C. Portis
FB 44	F. McCrary	FS 42	R. Beckett	TE 89	D. Carswell	FS 43	I. Reese	TE 89	D. Carswell

**DENVER SUBSTITUTIONS:** K 1 J. Elam, P 16 T. Rouen, RB 22 O. Gary, CB 23 W. Middlebrooks, CB 31 K. Herndon, RB 34 R. Droughns, CB 35 L. Walls, CB 37 T. Poole, S 42 S. Brandon, LB 55 K. Burns, LB 59 D. Spragan, T 71 B. Brockermeyer, DT 75 M. Pope, G 79 S. Herndon, WR 82 K. Kasper, WR 83 S. Montgomery, WR 85 A. Lelie, TE 86 P. Hape, DE 92 B. Berry, DE 98 R. Hayward, DT 99 M. Reagor. **DID NOT PLAY:** QB 11 S. Beuerlein, FB 38 M. Anderson. **INACTIVE:** QB 17 J. Jackson, RB 21 K. Coleman, CB 33 J. Spencer, G 64 L. Friedman, T 65 C. Carlisle, TE 88 J. Putzier, DT 96 D. Davis, DE 97 K. Washington.

**FIELD GOALS (made (\_\_\_) & missed)**

S. Christie	(24)	J. Elam	(36)	43B
		1	2	3
		0	0	3
		7	12	0
		4	6	—
		9	26	—

Team	Qtr	Clock Time	PLAY DESCRIPTION (Extra Point) (Drive Info)	SCORE	
				Visitor	Home
BRONCOS	1	12:57	E. McCaffrey 69 yd. pass from B. Griese (J. Elam kick) (2-72, 0:43)	0	7
BRONCOS	2	4:25	C. Portis 8 yd. pass from B. Griese (J. Elam kick) (13-84, 7:55)	0	14
BRONCOS	2	2:22	Punt blocked by S. Brandon out of bounds in end zone for a Safety	0	16
BRONCOS	2	0:00	J. Elam 36 yd. Field Goal (12-60, 2:22)	0	19
CHARGERS	3	10:40	S. Christie 24 yd. Field Goal (8-44, 2:49)	3	19
BRONCOS	4	2:54	D. O'Neal 28 yd. interception return (J. Elam kick)	3	26
CHARGERS	4	1:31	C. Conway 8 yd. pass from D. Brees (pass failed) (11-78, 1:23)	9	26

**FINAL BRONCOS DEFENSIVE STATISTICS***(Based on coaches' film review)*

Player	UT	A	TT	S-yds	I-yds	PD	FF	FR	Player	UT	A	TT	S-yds	I-yds	PD	FF	FR
J. Mobley	5	4	9	0-0	0-0	0	0	0	T. Pryce	3	0	3	0-0	0-0	0	0	0
A. Wilson	5	3	8	0-0	0-0	0	0	1	L. Dalton	1	1	2	0-0	0-0	0	0	0
K. Kennedy	6	1	7	0-0	0-0	0	0	0	R. Hayward	1	1	2	0-0	0-0	0	0	0
D. Walker	6	0	6	0-0	0-0	2	0	0	K. Pittman	1	1	2	0-0	0-0	0	0	0
I. Gold	5	1	6	0-0	0-0	1	0	0	M. Pope	1	1	2	0-0	0-0	0	0	0
D. O'Neal	4	2	6	0-0	2-48	1	0	0	M. Reagor	1	0	1	0-0	0-0	0	0	0
I. Reese	5	0	5	0-0	0-0	0	1	0	B. Berry	0	0	0	0-0	0-0	0	0	0
T. Poole	4	0	4	0-0	0-0	0	0	0	<b>Team Totals</b>	<b>51</b>	<b>15</b>	<b>66</b>	<b>0-0</b>	<b>2-48</b>	<b>4</b>	<b>1</b>	<b>1</b>
C. McGlockton	3	0	3	0-0	0-0	0	0	0									

**FINAL INDIVIDUAL STATISTICS**

San Diego Chargers										Denver Broncos													
RUSHING	ATT	YDS	AVG	LG	TD	RUSHING	ATT	YDS	AVG	LG	TD	PASSING	ATT	CMP	YDS	TD	LG	IN	Rtg.				
L. Tomlinson	14	48	3.4	17	0	C. Portis	20	102	5.1	16	0	B. Griese	35	26	316	2/16	2	69t	1				
T. Fletcher	1	14	14.0	14	0	O. Gary	4	8	2.0	3	0	B. Griese	35	26	316	2/16	2	69t	1				
C. Conway	1	8	8.0	8	0	S. Montgomery	1	4	4.0	4	0	B. Griese	35	26	316	2/16	2	69t	1				
D. Brees	1	7	7.0	7	0	B. Griese	5	2	0.4	3	0	B. Griese	35	26	316	2/16	2	69t	1				
F. McCrary	1	2	2.0	2	0	R. Droughns	1	1	1.0	1	0	B. Griese	35	26	316	2/16	2	69t	1				
Total	18	79	4.4	17	0	Total	31	117	3.8	16	0	Total	31	117	3.8	16	0	108.8					
PASSING	ATT	CMP	YDS	TD	LG	IN	Rtg.	PASSING	ATT	CMP	YDS	TD	LG	IN	Rtg.	PASSING	ATT	CMP	YDS	TD	LG	IN	Rtg.
D. Brees	42	26	235	0/0	1	30	65.1	B. Griese	35	26	316	2/16	2	69t	1	B. Griese	35	26	316	2/16	2	69t	1
Total	42	26	235	0/0	1	30	65.1	Total	35	26	316	2/16	2	69t	1	Total	35	26	316	2/16	2	69t	1
PASS RECEIVING	NO	YDS	AVG	LG	TD	PASS RECEIVING	NO	YDS	AVG	LG	TD	PASS RECEIVING	NO	YDS	AVG	LG	TD	PASS RECEIVING	NO	YDS	AVG	LG	TD
L. Tomlinson	7	49	7.0	10	0	E. McCaffrey	6	113	18.8	69t	1	E. McCaffrey	6	113	18.8	69t	1	E. McCaffrey	6	113	18.8	69t	1
C. Conway	6	68	11.3	17	1	R. Smith	6	83	13.8	34	0	R. Smith	6	83	13.8	34	0	R. Smith	6	83	13.8	34	0
T. Dwight	5	68	3.6	30	0	S. Sharpe	4	39	9.8	12	0	S. Sharpe	4	39	9.8	12	0	S. Sharpe	4	39	9.8	12	0
J. Norman	4	27	6.8	8	0	O. Gary	3	31	10.3	15	0	O. Gary	3	31	10.3	15	0	O. Gary	3	31	10.3	15	0
F. McCrary	2	12	6.0	9	0	C. Portis	2	17	8.5	9	1	C. Portis	2	17	8.5	9	1	C. Portis	2	17	8.5	9	1
S. Alexander	1	8	8.0	8	0	A. Lelle	2	13	6.5	8	0	A. Lelle	2	13	6.5	8	0	A. Lelle	2	13	6.5	8	0
R. Caldwell	1	3	3.0	3	0	S. Montgomery	1	11	11.0	11	0	S. Montgomery	1	11	11.0	11	0	S. Montgomery	1	11	11.0	11	0
Total	26	235	9.0	30	1	Total	26	316	12.2	69t	2	Total	26	316	12.2	69t	2	Total	26	316	12.2	69t	2
INTERCEPTIONS	NO	YDS	AVG	LG	TD	INTERCEPTIONS	NO	YDS	AVG	LG	TD	INTERCEPTIONS	NO	YDS	AVG	LG	TD	INTERCEPTIONS	NO	YDS	AVG	LG	TD
R. Harrison	1	2	2.0	2	0	D. O'Neal	2	48	24.0	28t	1	D. O'Neal	2	48	24.0	28t	1	D. O'Neal	2	48	24.0	28t	1
Total	1	2	2.0	2	0	Total	2	48	24.0	28t	1	Total	2	48	24.0	28t	1	Total	2	48	24.0	28t	1
PUNTING	NO	YDS	AVG	TB	IN20	LG	PUNTING	NO	YDS	AVG	TB	IN20	LG	PUNTING	NO	YDS	AVG	TB	IN20	LG			
D. Bennett	4	171	42.8	0	1	57	T. Rouen	4	174	43.5	2	1	51	T. Rouen	4	174	43.5	2	1	51			
(BLOCKED)	1	0	0.0	0	0	0	Total	4	174	43.5	2	1	51	Total	4	174	43.5	2	1	51			
Total	5	171	34.2	0	1	57	Total	4	174	43.5	2	1	51	Total	4	174	43.5	2	1	51			
PUNT RETURNS	NO	YDS	AVG	FC	LG	TD	PUNT RETURNS	NO	YDS	AVG	FC	LG	TD	PUNT RETURNS	NO	YDS	AVG	FC	LG	TD			
T. Vanover	2	4	2.0	0	4	0	D. O'Neal	1	14	14.0	1	14	0	D. O'Neal	1	14	14.0	1	14	0			
(TOUCHBACK)	2	0	0.0	0	0	0	(OUT OF BOUNDS)	2	0	0.0	0	0	0	(OUT OF BOUNDS)	2	0	0.0	0	0	0			
Returns	2	4	2.0	0	4	0	Returns	1	14	14.0	1	14	0	Returns	1	14	14.0	1	14	0			
KICKOFF RETURNS	NO	YDS	AVG	FC	LG	TD	KICKOFF RETURNS	NO	YDS	AVG	FC	LG	TD	KICKOFF RETURNS	NO	YDS	AVG	FC	LG	TD			
R. Jenkins	3	70	23.3	0	27	0	D. O'Neal	1	15	15.0	0	15	0	D. O'Neal	1	15	15.0	0	15	0			
T. Vanover	1	13	13.0	0	13	0	(OUT OF BOUNDS)	1	0	0.0	0	0	0	(OUT OF BOUNDS)	1	0	0.0	0	0	0			
Returns	4	83	20.8	0	27	0	(TOUCHBACK)	2	0	0.0	0	0	0	(TOUCHBACK)	2	0	0.0	0	0	0			
Returns	4	83	20.8	0	27	0	Returns	1	15	15.0	0	15	0	Returns	1	15	15.0	0	15	0			
San Diego Chargers	Own	Yds	TD	FF	Rec.	Yds	TD	Out	San Diego Chargers	Own	Yds	TD	FF	Rec.	Yds	TD	Out						
FUMBLES	Fum	Rec.	Yds	TD	FF	Rec.	Yds	TD	FUMBLES	Fum	Rec.	Yds	TD	FF	Rec.	Yds	TD						
L. Tomlinson	1	0	0	0	0	0	0	0	L. Tomlinson	1	0	0	0	0	0	0	0						
T. Vanover	1	0	0	0	0	0	0	0	T. Vanover	1	0	0	0	0	0	0	0						
K. Lyle	0	1	0	0	0	0	0	0	K. Lyle	0	1	0	0	0	0	0	0						
Total	2	1	0	0	0	0	0	0	Total	0	0	0	0	1	1	0	0						

**Weather:** Clear, 58°, Wind SW 3 mph • **Attendance:** 75,941 • **Time:** 3:24

Denver lost for the second time on the season, falling to Miami 24-22 in front of 75,941 at INVESCO Field at Mile High, and a national television audience on ESPN's *Sunday Night Football*.

The Broncos got off to a good start offensively, as Jason Elam connected on three field goals on Denver's first three drives of the game to lead 9-0 four minutes into the second quarter. The defense was just as effective, holding the Dolphins scoreless until the 7:16 mark of the second quarter when Ricky Williams found the end zone on a 10-yard run to cut the Denver lead to 9-7. With two seconds left in the first half, the Broncos had the chance to increase their lead by three, but an Elam field goal was nullified by a holding penalty, and the Denver lead remained at 9-7 going into halftime.

Just two plays into the third quarter, Trevor Pryce forced and recovered a Jay Fiedler fumble on a 9-yard sack, and less than one minute later, Elam knocked through his fourth field goal of the night to put the Broncos up 12-7. Early in the fourth quarter, Williams scored his second touchdown of the night on a 2-yard run to cap a drive that began after Brian Griese was intercepted by Sam Madison. On the Broncos' ensuing possession, Griese threw his second interception, which was returned for a touchdown by Patrick Surtain putting the Dolphins ahead 21-12 with their second touchdown in a span of 1:35.

On Denver's next possession, Griese marched the offense 80 yards, and hit Mike Anderson for a 1-yard touchdown pass to cut the Miami lead to 21-19 with 3:37 remaining. After the Broncos' defense held, Elam tied his career high with his fifth field goal of the night, from 55 yards, to put Denver on top 22-21 with 45 seconds left.

Although the Broncos defense had been stout throughout the game, they were unable to slow down the Dolphins offense at the end, as the visitors drove 39 yards in five plays to set up a 53-yard Olindo Mare field goal for the 24-22 win.

Griese finished the game with 335 yards—his third straight 300-yard game, tying the franchise record—one touchdown and two interceptions on 27-of-46 passing (58.7%). It was his 21st consecutive game with a touchdown pass, extending his franchise record and the longest active streak in the NFL. Rod Smith led all receivers with 88 yards on nine catches and Clinton Portis led all rushers with 75 yards on 18 carries. Both Smith (505) and Ed McCaffrey (503) caught their 500th career pass during the contest. Among Elam's five field goals were two from beyond 50 yards in the same game for the first time in his career, and the 55-yarder tied for the third longest of his career.

**OFFICIALS**

**Referee** — Tony Corrente (99); **Umpire** — Darrell Jenkins (76); **Head Linesman** — Aaron Pointer (79); **Line Judge** — Mark Steinkerchner (84); **Field Judge** — Pete Morelli (135); **Side Judge** — Rick Patterson (15); **Back Judge** — Don Carey (126); **Replay** — Bob Mantooth

**STARTING LINEUPS**

Miami Dolphins					Denver Broncos				
Offense			Defense		Offense			Defense	
WR 86	O. Gadsden	LE 93	A. Ogunleye	WR 80	R. Smith	LE 93	T. Pryce	WR 80	R. Smith
LT 76	M. Spriggs	LT 95	T. Bowens	LT 74	E. Salaam	LT 94	L. Dalton	LT 74	E. Salaam
LG 66	J. Nails	RT 64	L. Chester	LG 50	B. Hamilton	RT 91	C. McGlockton	LG 50	B. Hamilton
C 61	T. Ruddy	RE 99	J. Taylor	C 66	T. Nalen	RE 95	K. Pittman	C 66	T. Nalen
RG 75	T. Perry	WLB 59	D. Rodgers	RG 62	D. Rodgers	WLB 52	I. Gold	RG 62	D. Rodgers
RT 71	T. Wade	MLB 54	Z. Thomas	RT 78	M. Lepsis	MLB 56	A. Wilson	RT 78	M. Lepsis
TE 81	R. McMichael	SLB 52	M. Greenwood	TE 84	S. Sharpe	SLB 51	J. Mobley	TE 84	S. Sharpe
WR 84	C. Chambers	LCB 23	P. Surtain	WR 87	E. McCaffrey	LCB 24	D. O'Neal	WR 87	E. McCaffrey
QB 9	J. Fiedler	RCB 29	S. Madison	QB 14	B. Griese	RCB 25	D. Walker	QB 14	B. Griese
RB 34	R. Williams	SS 27	A. Freeman	RB 26	C. Portis	SS 28	C. Kennedy	RB 26	C. Portis
FB 44	R. Konrad	FS 31	B. Marion	FB 89	D. Carswell	FS 43	I. Reese	FB 89	D. Carswell

**DENVER SUBSTITUTIONS:** K 1 J. Elam, P 16 T. Rouen, RB 22 O. Gary, CB 23 W. Middlebrooks, CB 31 K. Herndon, RB 34 R. Droughns, CB 35 L. Walls, CB 37 T. Poole, RB 38 M. Anderson, S 42 S. Brandon, LB 55 K. Burns, LB 59 D. Spragan, T 71 B. Brockermeier, DT 75 M. Pope, G 79 S. Herndon, WR 82 K. Kasper, WR 83 S. Montgomery, WR 85 A. Lelie, TE 86 P. Hape, DE 92 B. Berry, DE 98 R. Hayward, DT 99 M. Reagor, **DID NOT PLAY:** QB 11 S. Beuerlein. **INACTIVE:** QB 17 J. Jackson, RB 21 K. Coleman, CB 33 J. Spencer, G 64 L. Friedman, T 65 C. Carlisle, TE 88 J. Putzier, DT 96 D. Davis, DE 97 K. Washington.

**FIELD GOALS (made (\_\_\_) & missed)**

O. Mare		48WR (53)	J. Elam					(33) (52) (23) (40) (55)	
			1	2	3	4	OT	TOTAL	
VISITOR	Miami Dolphins		0	7	0	17	—	24	
HOME	Denver Broncos		6	3	3	10	—	22	

Team	Qtr	Clock Time	PLAY DESCRIPTION (Extra Point) (Drive Info)	SCORE	
				Visitor	Home
BRONCOS	1	12:09	J. Elam 33 yd. Field Goal (7-24, 2:51)	0	3
BRONCOS	1	4:14	J. Elam 52 yd. Field Goal (11-40, 6:18)	0	6
BRONCOS	2	11:25	J. Elam 23 yd. Field Goal (13-57, 6:00)	0	9
DOLPHINS	2	7:11	R. Williams 10 yd. run (O. Mare kick) (8-76, 4:14)	7	9
BRONCOS	3	13:44	J. Elam 40 yd. Field Goal (4-0, 0:20)	7	12
DOLPHINS	4	9:48	R. Williams 2 yd. run (O. Mare kick) (6-52, 3:08)	14	12
DOLPHINS	4	8:13	P. Surtain 40 yd. interception return (O. Mare kick)	21	12
BRONCOS	4	3:37	M. Anderson 1 yd. pass from B. Griese (J. Elam kick) (11-80, 4:36)	21	19
BRONCOS	4	0:45	J. Elam 55 yd. Field Goal (6-43, 1:06)	21	22
DOLPHINS	4	0:06	O. Mare 53 yd. Field Goal (5-39, 0:39)	24	22

**FINAL BRONCOS DEFENSIVE STATISTICS***(Based on coaches' film review)*

Player	UT	A	TT	S-yds	I-yds	PD	FF	FR	Player	UT	A	TT	S-yds	I-yds	PD	FF	FR
A. Wilson	10	2	12	0-0	0-0	0	0	0	M. Reagor	3	1	4	0-0	1-31	0	0	0
D. O'Neal	7	0	7	0-0	0-0	1	0	0	D. Walker	2	0	2	0-0	0-0	0	0	0
I. Gold	3	4	7	0-0	0-0	0	0	0	C. McGlockton	1	0	1	0-0	0-0	1	0	0
I. Reese	7	1	8	0-0	0-0	1	0	0	T. Poole	1	0	1	0-0	0-0	0	0	1
T. Pryce	5	1	6	1-9	0-0	0	1	1	B. Berry	0	0	0	0-0	0-0	0	0	0
J. Mobley	4	1	5	0-0	0-0	1	0	0	S. Brandon	0	0	0	0-0	0-0	0	0	0
K. Pittman	4	1	5	0-0	0-0	0	0	0	R. Hayward	0	0	0	0-0	0-0	0	0	0
K. Kennedy	3	2	5	0-0	0-0	1	0	0	M. Pope	0	0	0	0-0	0-0	0	0	0
L. Dalton	3	1	4	0-0	0-0	0	0	0	<b>Team Totals</b>	<b>53</b>	<b>14</b>	<b>67</b>	<b>1-9</b>	<b>1-31</b>	<b>5</b>	<b>1</b>	<b>1</b>

**FINAL INDIVIDUAL STATISTICS**

Miami Dolphins							Denver Broncos						
RUSHING	ATT	YDS	AVG	LG	TD		RUSHING	ATT	YDS	AVG	LG	TD	
R. Williams	20	49	2.5	10t	2		C. Portis	18	75	4.2	15	0	
J. McKnight	1	16	16.0	16	0		B. Griese	3	19	6.3	11	0	
R. Edwards	1	2	2.0	2	0		M. Anderson	5	17	3.4	9	0	
J. Fiedler	1	-9	-9.0	-9	0								
<b>Total</b>	<b>23</b>	<b>58</b>	<b>2.5</b>	<b>16</b>	<b>2</b>		<b>Total</b>	<b>26</b>	<b>111</b>	<b>4.3</b>	<b>15</b>	<b>0</b>	

TKD/								TKD/									
PASSING	ATT	CMP	YDS	YD	TD	LG	IN	Rtg.	PASSING	ATT	CMP	YDS	YD	TD	LG	IN	Rtg.
J. Fiedler	29	19	210	1/9	0	29	1	72.5	B. Griese	46	27	335	3/36	1	52	2	70.5
Total	29	19	210	1/9	0	29	1	72.5	Total	46	27	335	3/36	1	52	2	70.5

PASS RECEIVING	NO	YDS	AVG	LG	TD	PASS RECEIVING	NO	YDS	AVG	LG	TD
O. Gadsden	5	77	15.4	29	0	R. Smith	9	88	9.8	16	0
R. McMichael	5	62	12.4	26	0	C. Portis	6	67	11.2	21	0
R. Williams	4	30	7.5	16	0	E. McCaffrey	5	61	12.2	22	0
D. Ward	2	30	15.0	22	0	S. Sharpe	3	25	8.3	13	0
R. Konrad	2	13	6.5	7	0	M. Anderson	2	53	26.5	52	1
R. Edwards	1	-2	-2.0	-2	0	A. Lelie	2	41	20.5	30	0
<b>Total</b>	<b>19</b>	<b>210</b>	<b>11.1</b>	<b>29</b>	<b>0</b>	<b>Total</b>	<b>27</b>	<b>335</b>	<b>12.4</b>	<b>52</b>	<b>1</b>

INTERCEPTIONS	NO	YDS	AVG	LG	TD	INTERCEPTIONS	NO	YDS	AVG	LG	TD
P. Surtain	1	40	40.0	40t	1	M. Reagor	1	31	31.0	31	0
S. Madison	1	15	15.0	15	0						
<b>Total</b>	<b>2</b>	<b>55</b>	<b>27.5</b>	<b>40t</b>	<b>1</b>	<b>Total</b>	<b>1</b>	<b>31</b>	<b>31.0</b>	<b>31</b>	<b>0</b>

PUNTING	NO	YDS	AVG	TB	IN20	LG	PUNTING	NO	YDS	AVG	TB	IN20	LG
M. Royals	5	206	41.2	1	1	53	T. Rouen	2	100	50.0	0	0	54
<b>Total</b>	<b>5</b>	<b>206</b>	<b>41.2</b>	<b>1</b>	<b>1</b>	<b>53</b>	<b>Total</b>	<b>2</b>	<b>100</b>	<b>50.0</b>	<b>0</b>	<b>0</b>	<b>54</b>

PUNT RETURNS	NO	YDS	AVG	FC	LG	TD	PUNT RETURNS	NO	YDS	AVG	FC	LG	TD
D. Ward	2	47	23.5	0	34	0	D. O'Neal	2	28	14.0	0	15	0
							(DOWNED)	1	0	0.0	0	0	0
							(OUT OF BOUNDS)	1	0	0.0	0	0	0
							(TOUCHBACK)	1	0	0.0	0	0	0
<b>Returns</b>	<b>2</b>	<b>47</b>	<b>23.5</b>	<b>0</b>	<b>34</b>	<b>0</b>	<b>Returns</b>	<b>2</b>	<b>28</b>	<b>14.0</b>	<b>0</b>	<b>15</b>	<b>0</b>

KICKOFF RETURNS	NO	YDS	AVG	FC	LG	TD	KICKOFF RETURNS	NO	YDS	AVG	FC	LG	TD
T. Minor	7	215	30.7	0	66	0	K. Kasper	4	130	32.5	0	56	0
							(TOUCHBACK)	1	0	0.0	0	0	0
<b>Returns</b>	<b>7</b>	<b>215</b>	<b>30.7</b>	<b>0</b>	<b>66</b>	<b>0</b>	<b>Returns</b>	<b>4</b>	<b>130</b>	<b>32.5</b>	<b>0</b>	<b>56</b>	<b>0</b>

Miami Dolphins FUMBLES	Own Fum	Own Rec.	Yds	TD	FF	Opp. Rec.	Yds	TD	Opp. Bnds	Denver Broncos FUMBLES	Own Fum	Own Rec.	Yds	TD	FF	Opp. Rec.	Yds	TD	Opp. Bnds
J. Fiedler	1	0	0	0	0	0	0	0	0	C. Portis	1	1	0	0	0	0	0	0	0
J. Taylor	0	0	0	0	1	0	0	0	0	M. Anderson	1	0	0	0	0	0	0	0	0
L. Chester	0	0	0	0	0	1	0	0	0	T. Pryce	0	0	0	0	1	1	0	0	0
<b>Total</b>	<b>1</b>	<b>0</b>	<b>0</b>	<b>0</b>	<b>1</b>	<b>1</b>	<b>0</b>	<b>0</b>	<b>0</b>	<b>Total</b>	<b>2</b>	<b>1</b>	<b>0</b>	<b>0</b>	<b>1</b>	<b>1</b>	<b>0</b>	<b>0</b>	<b>0</b>

**FINAL TEAM STATISTICS**

	VISITOR DOLPHINS	HOME BRONCOS
TOTAL FIRST DOWNS	16	27
By Rushing	4	6
By Passing	11	16
By Penalty	1	5
THIRD DOWN EFFICIENCY	5-11-45%	6-16-38%
FOURTH DOWN EFFICIENCY	0-0-0%	0-0-0%
TOTAL NET YARDS	259	410
Total Offensive Plays (inc. times thrown passing)	53	75
Average gain per offensive play	4.9	5.5
NET YARDS RUSHING	58	111
Total Rushing Plays	23	26
Average gain per rushing play	2.5	4.3
Tackles for a loss — number and yards	2-14	2-4
NET YARDS PASSING	201	299
Times thrown — yards lost attempting to pass	1-9	3-36
Gross yards passing	210	335
PASS ATTEMPTS-COMPLETIONS-HAD INTERCEPTED	29-19-1	46-27-2
Average gain per pass play (inc. # thrown passing)	6.7	6.1
KICKOFFS Number-In End Zone-Touchbacks	5-2-1	7-0-0
PUNTS Number and Average	5-41.2	2-50.0
Had Blocked	0	0
FGs — PATs Had Blocked	0-0	0-0
Net punting average	31.6	26.5
TOTAL RETURN YARDAGE (Not Including Kickoffs)	102	59
No. and Yards Punt Returns	2-47	2-28
No. and Yards Kickoff Returns	7-215	4-130
No. and Yards Interception Returns	2-55	1-31
PENALTIES Number and Yards	8-42	9-70
FUMBLES Number and Lost	1-1	2-1
TOUCHDOWNS	3	1
Rushing	2	0
Passing	0	1
Interceptions	1	0
EXTRA POINTS Made-Attempts	3-3	1-1
Kicking Made-Attempts	3-3	1-1
FIELD GOALS Made-Attempts	1-2	5-5
RED ZONE EFFICIENCY	2-2-100%	1-4-25%
GOAL TO GO EFFICIENCY	1-1-100%	1-3-33%
SAFETIES	0	0
FINAL SCORE	24	22
TIME OF POSSESSION	25:55	34:05



**Weather:** Sunny, 51°, Wind E 3 mph • **Attendance:** 78,446 • **Time:** 3:29

Denver got back on the winning track by defeating Kansas City 37-34 in overtime in front of 78,446 at Arrowhead Stadium. Both the Broncos and Chiefs struggled offensively in the first half, as only one touchdown was scored between the two teams—a 1-yard run by Priest Holmes early in the first quarter. Kansas City, however, added a pair of field goals, and kept Denver out of the end zone while taking a 13-6 lead into halftime.

After punts by each team on their opening possessions of the second half, the teams traded touchdowns on each of their next two drives. Brian Griese hit Shannon Sharpe for an 82-yard touchdown pass, and the Chiefs countered with a Tony Richardson 14-yard touchdown run. Denver pulled even at 20 on Clinton Portis' 2-yard touchdown run, but Kansas City regained the lead after Priest Holmes ran for a 4-yard touchdown to give Kansas City the lead heading into fourth quarter.

On Denver's first possession of the fourth quarter, Kansas City blocked a Tom Rouen punt, and the Chiefs were able to score two plays later on a Holmes 1-yard run, making the score 34-20. On the Broncos' ensuing drive, Griese hit Sharpe for his second touchdown on the day—28-yard touchdown pass, pulling Denver to within seven at 34-27 with 10:51 remaining. With 3:47 left in the game, the Broncos got the ball back and marched down the field. Mike Anderson's 2-yard touchdown run with 21 seconds left brought the Broncos back and sent the game into overtime.

In the extra stanza, Kansas City held off Denver, and forced the Broncos to punt. Denver's defense held strong, forcing the Chiefs into a punting situation of their own. Linebacker Keith Burns blocked and recovered a Dan Stryniski punt at the Kansas City 32-yard-line. Three plays later, Rod Smith was interfered with on the Chiefs 7-yard-line, setting up Jason Elam's third field goal of the day—a 25-yarder—to give the Broncos the 37-34 win.

Griese finished the day with a career high 376 yards—his fourth straight 300-yard game, breaking his own franchise record he shared with John Elway. He also threw two touchdowns on 30-of-50 passing (60.0%). In addition, he extended his streak of games with at least one touchdown pass to 22, which was the longest current streak among active NFL quarterbacks at the time. Sharpe finished the day with a franchise record 214 yards receiving, and added two touchdowns, and his total is also the all-time single-game receiving record among tight ends.

**OFFICIALS**

**Referee** — Bill Leavy (127); **Umpire** — Undrey Wash (96); **Head Linesman** — Gary Slaughter (30); **Line Judge** — Charles Stewart (62); **Field Judge** — Mike Weir (50); **Side Judge** — Don Carlsen (39); **Back Judge** — Phil Luckett (59); **Replay** — Bob Mantooth

**STARTING LINEUPS**

Denver Broncos					Kansas City Chiefs				
Offense			Defense		Offense			Defense	
WR 80	R. Smith	LE 93	T. Pryce	WR 87	E. Kennison	LE 98	E. Hicks	WR 87	E. Kennison
LT 74	E. Salaam	LT 94	L. Dalton	LT 77	W. Roaf	LT 93	J. Browning	LT 74	E. Salaam
LG 50	B. Hamilton	RT 91	C. McGlockton	LG 54	B. Waters	RT 95	D. Ransom	RT 91	C. McGlockton
C 66	T. Nalen	RE 95	K. Pittman	C 62	C. Wiegmann	RE 99	D. Clemmons	C 66	T. Nalen
RG 62	D. Neill	WLB 52	I. Gold	RG 68	W. Shields	LCLB 51	S. Fujita	RG 62	D. Neill
RT 78	M. Leapsis	MLB 56	A. Wilson	RT 76	J. Tait	MLB 53	M. Patton	RT 78	M. Leapsis
TE 84	S. Sharpe	SLB 51	J. Mobley	TE 88	T. Gonzalez	ROLB 57	M. Maslowski	TE 84	S. Sharpe
WR 87	E. McCaffrey	LCB 24	D. O'Neal	WR 80	J. Morton	LCB 44	E. Warfield	WR 87	E. McCaffrey
QB 14	B. Griese	RCB 25	D. Walker	QB 10	T. Green	RCB 24	W. Bartee	QB 14	B. Griese
RB 26	C. Portis	SS 42	S. Brandon	RB 31	P. Holmes	SS 42	S. Harts	RB 26	C. Portis
FB 38	M. Anderson	FS 43	I. Reese	FB 49	T. Richardson	FS 29	J. Belser	FB 38	M. Anderson

**DENVER SUBSTITUTIONS:** K 1 J. Elam, P 16 T. Rouen, CB 23 W. Middlebrooks, CB 31 K. Herndon, CB 33 J. Spencer, RB 34 R. Droughns, CB 35 L. Walls, CB 37 T. Poole, LB 55 K. Burns, LB 59 D. Spragan, T 71 B. Brockermeyer, G 79 S. Herndon, WR 82 K. Kasper, WR 83 S. Montgomery, WR 85 A. Lelie, TE 86 P. Hape, TE 89 D. Carswell, DE 92 B. Berry, DE 97 K. Washington, DE 98 R. Hayward, DT 99 M. Reagor. **DID NOT PLAY:** QB 11 S. Beuerlein, RB 22 O. Gary. **INACTIVE:** QB 17 J. Jackson, RB 21 K. Coleman, S 28 K. Kennedy, G 64 L. Friedman, T 65 C. Carlisle, DT 75 M. Pope, TE 88 J. Putzier, DT 96 D. Davis.

FIELD GOALS (made (___) & missed)									
J. Elam	(32)	(33)	(25)		M. Andersen	(41)	(32)	43SH	
VISITOR	Denver Broncos				1	2	3		OT
HOME	Kansas City Chiefs				3	3	14	4	3
					7	6	14	7	34

Team		Qtr	Clock Time	PLAY DESCRIPTION (Extra Point) (Drive Info)										SCORE			
														Visitor	Home		
CHIEFS	1	9:24		P. Holmes 1 yd. run (M. Andersen kick) (9-66, 5:36)										0	7		
BRONCOS	1	2:49		J. Elam 32 yd. Field Goal (12-61, 6:35)										3	7		
CHIEFS	2	9:31		M. Andersen 41 yd. Field Goal (11-32, 3:52)										3	10		
CHIEFS	2	3:06		M. Andersen 32 yd. Field Goal (5-23, 1:31)										3	13		
BRONCOS	2	0:07		J. Elam 33 yd. Field Goal (11-52, 2:59)										6	13		
BRONCOS	3	11:38		S. Sharpe 82 yd. pass from B. Griese (J. Elam kick) (2-87, 0:50)										13	13		
CHIEFS	3	8:28		T. Richardson 14 yd. run (M. Andersen kick) (5-44, 3:10)										13	20		
BRONCOS	3	4:37		C. Portis 2 yd. run (J. Elam kick) (9-63, 3:51)										20	20		
CHIEFS	3	0:37		P. Holmes 4 yd. run (M. Andersen kick) (9-70, 4:00)										20	27		
CHIEFS	4	12:42		P. Holmes 1 yd. run (M. Andersen kick) (2-5, 0:09)										20	34		
BRONCOS	4	10:51		S. Sharpe 28 yd. pass from B. Griese (J. Elam kick) (4-70, 1:51)										27	34		
BRONCOS	4	0:21		M. Anderson 2 yd. run (J. Elam kick) (11-67, 3:26)										34	34		
BRONCOS	5	12:03		J. Elam 25 yd. Field Goal (3-25, 0:42)										37	34		

**FINAL BRONCOS DEFENSIVE STATISTICS***(Based on coaches' film review)*

Player	UT	A	TT	S-yds	I-yds	PD	FF	FR	Player	UT	A	TT	S-yds	I-yds	PD	FF	FR
A. Wilson	16	3	19	1-5	0-0	0	0	0	T. Pryce	3	0	3	2-17	0-0	0	0	0
I. Gold	9	4	13	0-0	0-0	1	0	0	T. Poole	1	2	3	0-0	0-0	0	0	0
J. Mobley	4	4	8	0-0	0-0	0	0	0	C. McGlockton	1	1	2	0-0	0-0	0	0	0
S. Brandon	4	2	6	0-0	0-0	0	0	0	B. Berry	1	0	1	1-7	0-0	0	0	0
I. Reese	4	1	5	0-0	0-0	2	0	0	R. Hayward	0	1	1	0-0	0-0	0	0	0
K. Pittman	4	0	4	0-0	0-0	0	0	0	K. Burns	0	0	0	0-0	0-0	0	0	0
L. Dalton	3	1	4	0-0	0-0	0	0	0	M. Reagor	0	0	0	0-0	0-0	0	0	0
D. Walker	2	2	4	0-0	0-0	3	0	0	K. Washington	0	0	0	0-0	0-0	0	0	0
D. O'Neal	3	0	3	0-0	0-0	1	0	0	Team Totals	55	21	76	4-29	0-0	7	0	0

**FINAL INDIVIDUAL STATISTICS**

Denver Broncos							Kansas City Chiefs						
RUSHING	ATT	YDS	AVG	LG	TD		RUSHING	ATT	YDS	AVG	LG	TD	
C. Portis	15	70	4.7	17	1		P. Holmes	24	113	4.7	14	3	
M. Anderson	9	34	3.8	8	1		T. Richardson	3	21	7.0	14	1	
A. Lelie	1	24	24.0	24	0		T. Green	2	18	9.0	9	0	
B. Griese	2	13	6.5	11	0		J. Morton	1	6	6.0	6	0	
Total	27	141	5.2	24	2		D. Blaylock	4	4	4.0	4	0	
							Total	31	162	5.2	14	4	

PASSING	ATT	CMP	YDS	TKD/ YD	TD	LG	IN	Rtg.	PASSING	ATT	CMP	YDS	TKD/ YD	TD	LG	IN	Rtg.
B. Griese	50	30	376	1/10	2	821	0	96.8	T. Green	33	20	172	4/29	0	23	0	74.3
Total	50	30	376	1/10	2	821	0	96.8	Total	33	20	172	4/29	0	23	0	74.3

PASS RECEIVING	NO	YDS	AVG	LG	TD	PASS RECEIVING	NO	YDS	AVG	LG	TD
S. Sharpe	12	214	17.8	821	2	P. Holmes	7	38	5.4	15	0
R. Smith	7	92	13.1	29	0	T. Gonzalez	5	58	11.6	23	0
M. Anderson	4	19	4.8	8	0	E. Kennison	4	37	9.3	19	0
A. Lelie	3	33	11.0	21	0	J. Morton	3	25	8.3	12	0
C. Portis	3	14	4.7	5	0	D. Hall	1	14	14.0	14	0
E. McCaffrey	1	4	4.0	4	0	Total	20	172	8.6	23	0
Total	30	376	12.5	821	2						

INTERCEPTIONS	NO	YDS	AVG	LG	TD	INTERCEPTIONS	NO	YDS	AVG	LG	TD
Total	0	0	0.0	0	0	Total	0	0	0.0	0	0

PUNTING	NO	YDS	AVG	TB	IN20	LG	PUNTING	NO	YDS	AVG	TB	IN20	LG
T. Rouen (BLOCKED)	4	166	41.5	0	0	47	D. Stryniski (BLOCKED)	4	150	37.5	0	2	44
Total	5	166	33.2	0	0	47	Total	5	150	30.0	0	2	44

PUNT RETURNS	NO	YDS	AVG	FC	LG	TD	PUNT RETURNS	NO	YDS	AVG	FC	LG	TD
D. O'Neal	2	0	0.0	0	0	0	D. Hall	3	44	14.7	0	28	0
(DOWNED)	2	0	0.0	0	0	0	(DOWNED)	1	0	0.0	0	0	0
Returns	2	0	0.0	0	0	0	Returns	3	44	14.7	0	28	0

KICKOFF RETURNS	NO	YDS	AVG	FC	LG	TD	KICKOFF RETURNS	NO	YDS	AVG	FC	LG	TD
K. Kasper	8	179	22.4	0	31	0	D. Hall	5	122	24.4	0	46	0

Returns	8	179	22.4	0	31	0	Returns	7	167	23.9	0	49	0
---------	---	-----	------	---	----	---	---------	---	-----	------	---	----	---

Denver Broncos	Own	Yds	TD	FF	Rec.	Yds	TD	Out	Kansas City Chiefs	Own	Yds	TD	FF	Rec.	Yds	TD	Out
FUMBLES	Fum	Rec.	Yds	TD	FF	Rec.	Yds	TD	Fumbles	Fum	Rec.	Yds	TD	FF	Rec.	Yds	TD
K. Kasper	1	0	0	0	0	0	0	0	W. Bartee	0	0	0	1	0	0	0	0
C. Portis	1	0	0	0	0	0	0	0	J. Belser	0	0	0	1	0	0	0	0
B. Berry	0	1	0	0	0	0	0	0	S. Harts	0	0	0	0	1	0	0	0
Total	2	1	0	0	0	0	0	0	Total	0	0	0	2	1	0	0	0

**FINAL TEAM STATISTICS**

TOTAL FIRST DOWNS	22	24
By Rushing	9	14
By Passing	12	8
By Penalty	1	2
THIRD DOWN EFFICIENCY	5-15-33%	4-13-31%
FOURTH DOWN EFFICIENCY	2-3-67%	0-0-0%
TOTAL NET YARDS	507	305
Total Offensive Plays (inc. times thrown passing)	78	68
Average gain per offensive play	6.5	4.5
NET YARDS RUSHING	141	162
Total Rushing Plays	27	31
Average gain per rushing play	5.2	5.2
Tackles for a loss – number and yards	0-0	0-0
NET YARDS PASSING	366	143
Times thrown – yards lost attempting to pass	1-10	4-29
Gross yards passing	376	172
PASS ATTEMPTS-COMPLETIONS-HAD INTERCEPTED	50-30-0	33-20-0
Average gain per pass play (inc. # thrown passing)	7.2	3.9
KICKOFFS Number-In End Zone-Touchbacks	7-0-0	8-0-0
PUNTS Number and Average	5-33.2	5-30.0
Had Blocked	1	1
FGs – PATs Had Blocked	0-0	0-0
Net punting average	24.4	30.0
TOTAL RETURN YARDAGE (Not Including Kickoffs)	0	44
No. and Yards Punt Returns	2-0	3-44
No. and Yards Kickoff Returns	8-179	7-167
No. and Yards Interception Returns	0-0	0-0
PENALTIES Number and Yards	8-75	5-50
FUMBLES Number and Lost	2-1	0-0
TOUCHDOWNS	4	4
Rushing	2	4
Passing	2	0
EXTRA POINTS Made-Attempts	4-4	4-4
Kicking Made-Attempts	4-4	4-4
FIELD GOALS Made-Attempts	3-3	2-3
RED ZONE EFFICIENCY	2-5-40%	4-6-67%
GOAL TO GO EFFICIENCY	2-4-50%	3-3-100%
SAFETIES	0	0
FINAL SCORE	37	34
TIME OF POSSESSION	31:19	31:38



**Weather:** Mostly Cloudy, 32° (wind chill 26°), Wind NE 6 mph • **Attendance:** 76,643 • **Time:** 2:59

Denver lost for the third time on the season, falling to Oakland 34-10 in front of a Broncos home-record 76,643 at INVESCO Field at Mile High, and a national television audience on ABC's 500th *Monday Night Football* broadcast. The night's attendance topped the previous record of 76,098 for a regular season game (San Francisco, 12/23/00) and 76,105 for a postseason game (New England, 1/4/87).

The Raiders got off to a quick start, taking a 3-0 lead on a 47-yard Sebastian Janikowski field goal to open the game. The Broncos' opening drive ended when Rod Woodson intercepted a Brian Griese pass and returned it 98 yards for a touchdown to put Oakland ahead 10-0. It was the second-longest interception return in Raiders history and the third-longest by a Broncos opponent. After Janikowski added a 32-yard field goal for the Raiders, Denver put together a 13-play, 68-yard drive capped by a Clinton Portis 1-yard touchdown run to pull the Broncos within six at 13-7.

Oakland answered when Rich Gannon hit Jerry Rice for a 6-yard touchdown pass with 1:22 remaining in the first half, and converted the two-point attempt to take a 21-7 lead into the half.

The only scoring of the third quarter came late when Gannon hit Jerry Porter for a 22-yard touchdown to increase the Raiders lead to 27-7. Early in the fourth, Jason Elam connected on a 27-yard field goal, but less than two minutes later, Oakland responded with their own score, a 34-yard touchdown pass from Gannon to Rice to put the lead at 34-10. Denver was unable to put another scoring drive together, sealing just their third loss to the Raiders—and first at home—since Mike Shanahan became head coach in 1995.

Griese finished the game with 293 yards and one interception on 34-of-47 passing (72.3%). His franchise record of throwing at least one touchdown pass in 23 consecutive games, also the longest current streak among active NFL quarterbacks, came to an end. Portis led all rushers with 50 yards and one touchdown on 14 carries, while Ed McCaffrey (6-54) tied Vance Johnson (415) for fourth place on the Broncos' all-time receptions list.

**OFFICIALS****Referee** — Mike Carey (94); **Umpire** — Garth DeFelice (53); **Head Linesman** — John McGrath (120); **Line Judge** — Walt Anderson (66);**Field Judge** — David Warden (27); **Side Judge** — Tom Fincken (47); **Back Judge** — Keith Ferguson (61); **Replay** — Bob Mantooth**STARTING LINEUPS**

Oakland Raiders				Denver Broncos			
Offense		Defense		Offense		Defense	
WR 81	T. Brown	DE 93	T. Armstrong	WR 80	R. Smith	LE 93	T. Pryce
LT 65	B. Sims	DT 95	S. Adams	LT 74	E. Salaam	LT 94	L. Dalton
LG 73	F. Middleton	DT 97	J. Parrella	LG 79	S. Herndon	RT 91	C. McGlockton
C 63	B. Robbins	DE 99	D. Grant	C 50	B. Hamilton	RE 95	K. Pittman
RG 79	M. Collins	OLB 50	E. Barton	RG 62	D. Neil	WLB 52	I. Gold
RT 72	L. Kennedy	MLB 58	N. Harris	RT 78	M. Lepsis	MLB 56	A. Wilson
TE 86	R. Williams	OLB 53	B. Romanowski	TE 84	S. Sharpe	SLB 51	J. Mobley
WR 80	J. Rice	CB 24	C. Woodson	WR 87	E. McCaffrey	LCB 24	D. O'Neal
QB 12	R. Gannon	CB 20	T. James	QB 14	B. Griese	RCB 25	D. Walker
WR 84	J. Porter	SS 36	D. Gibson	RB 26	C. Portis	SS 28	K. Kennedy
RB 25	C. Garner	FS 26	R. Woodson	FB 38	M. Anderson	FS 43	I. Reese

**DENVER SUBSTITUTIONS:** K 1 J. Elam, P/K 4 M. Knorr, QB 11 S. Beuerlein, RB 22 O. Gary, CB 23 W. Middlebrooks, CB 31 K. Herndon, RB 34 R. Droughns, CB 35 L. Walls, CB 37 T. Poole, TE/LS 42 S. Brandon, 48 M. Leach, LB 55 K. Burns, LB 59 D. Spragan, T 71 B. Brookermeier, DT 75 M. Pope, WR 83 S. Montgomery, WR 85 A. Lelie, TE 86 P. Hape, TE 89 D. Carswell, DE 92 B. Berry, DE 98 R. Hayward, DT 99 M. Reagor. **DID NOT PLAY:** G 64 L. Friedman. **INACTIVE:** QB 17 J. Jackson, RB 21 K. Coleman, CB 33 J. Spencer, T 65 C. Carlisle, WR 82 H. Haygood, TE 88 J. Putzier, DT 96 D. Davis, DE 97 K. Washington.

**FIELD GOALS (made (\_\_\_) & missed)**

		J. Elam		(27)			
		1	2	3	4	OT	TOTAL
VISITOR	Oakland Raiders	10	11	6	7	—	34
HOME	Denver Broncos	0	7	0	3	—	10

Team	Qtr	Clock Time	PLAY DESCRIPTION (Extra Point) (Drive Info)	SCORE	
				Visitor	Home
RAIDERS	1	9:03	S. Janikowski 47 yd. Field Goal (10-31, 5:57)	3	0
RAIDERS	1	2:57	R. Woodson 98 yd. interception return (S. Janikowski kick)	10	0
RAIDERS	2	12:09	S. Janikowski 32 yd. Field Goal (8-69, 3:37)	13	0
BRONCOS	2	5:56	C. Portis 1 yd. run (J. Elam kick) (13-68, 6:13)	13	7
RAIDERS	2	1:22	J. Rice 6 yd. pass from R. Gannon (R. Gannon-J. Porter pass) (8-80, 4:34)	21	7
RAIDERS	3	4:06	J. Porter 22 yd. pass from R. Gannon (kick aborted) (12-96, 6:34)	27	7
BRONCOS	4	13:24	J. Elam 27 yd. Field Goal (13-53, 5:42)	27	10
RAIDERS	4	10:41	J. Rice 34 yd. pass from R. Gannon (S. Janikowski kick) (7-72, 2:43)	34	10

**FINAL BRONCOS DEFENSIVE STATISTICS***(Based on coaches' film review)*

Player	UT	A	TT	S-yds	I-yds	PD	FF	FR	Player	UT	A	TT	S-yds	I-yds	PD	FF	FR
I. Gold	9	4	13	1-5	0-0	0	0	0	S. Brandon	2	0	2	0-0	0-0	0	0	0
J. Mobley	8	3	11	0-0	0-0	0	0	0	M. Reagor	0	1	1	0-0	0-0	0	0	0
A. Wilson	7	1	8	0-0	0-0	0	0	0	B. Berry	0	0	0	0-0	0-0	0	0	0
D. Walker	5	0	5	0-0	0-0	0	0	0	L. Dalton	0	0	0	0-0	0-0	0	0	0
D. O'Neal	4	1	5	0-0	0-0	0	0	0	R. Hayward	0	0	0	0-0	0-0	0	0	0
K. Kennedy	4	0	4	0-0	0-0	0	0	0	K. Pittman	0	0	0	0-0	0-0	0	0	0
C. McGlockton	3	0	3	0-0	0-0	0	0	0	T. Poole	0	0	0	0-0	0-0	0	0	0
T. Pryce	3	0	3	0-0	0-0	0	0	0	M. Pope	0	0	0	0-0	0-0	0	0	0
I. Reese	1	2	3	0-0	0-0	0	0	0	<b>Team Totals</b>	<b>46</b>	<b>12</b>	<b>58</b>	<b>1-5</b>	<b>0-0</b>	<b>0</b>	<b>0</b>	<b>0</b>

**FINAL INDIVIDUAL STATISTICS**

Oakland Raiders							Denver Broncos						
RUSHING	ATT	YDS	AVG	LG	TD		RUSHING	ATT	YDS	AVG	LG	TD	
R. Gannon	3	12	4.0	5	0		C. Portis	14	50	3.6	11	1	
T. Wheatley	4	9	2.3	4	0		A. Lelie	2	12	6.0	7	0	
C. Garner	5	2	0.4	3	0		M. Anderson	3	8	2.7	6	0	
Z. Crockett	1	2	2.0	2	0		B. Griese	3	7	2.3	5	0	
J. Porter	1	2	2.0	2	0								
<b>Total</b>	<b>14</b>	<b>27</b>	<b>1.9</b>	<b>5</b>	<b>0</b>		<b>Total</b>	<b>22</b>	<b>77</b>	<b>3.5</b>	<b>11</b>	<b>1</b>	

PASSING	ATT	CMP	YDS	TKD/YD	TD	LG	IN	Rtg.
R. Gannon	38	34	352	1/5	3	49	0	131.6
<b>Total</b>	<b>38</b>	<b>34</b>	<b>352</b>	<b>1/5</b>	<b>3</b>	<b>49</b>	<b>0</b>	<b>131.6</b>

PASS RECEIVING	NO	YDS	AVG	LG	TD
J. Rice	9	103	11.4	34	2
C. Garner	7	89	12.7	49	0
T. Brown	6	42	7.0	19	0
D. Jolley	4	41	10.3	16	0
J. Porter	3	56	18.7	27	1
T. Wheatley	3	12	4.0	5	0
R. Williams	2	9	4.5	6	0
<b>Total</b>	<b>34</b>	<b>352</b>	<b>10.4</b>	<b>49</b>	<b>3</b>

INTERCEPTIONS	NO	YDS	AVG	LG	TD
R. Woodson	1	98	98.0	98	1
<b>Total</b>	<b>1</b>	<b>98</b>	<b>98.0</b>	<b>98</b>	<b>1</b>

PUNTING	NO	YDS	AVG	TB	IN20	LG
S. Lechler	2	95	47.5	1	0	55
<b>Total</b>	<b>2</b>	<b>95</b>	<b>47.5</b>	<b>1</b>	<b>0</b>	<b>55</b>

PUNT RETURNS	NO	YDS	AVG	FC	LG	TD
T. Brown	0	0	0.0	2	0	0
(DOWNED)	1	0	0.0	0	0	0
<b>Returns</b>	<b>0</b>	<b>0</b>	<b>0.0</b>	<b>2</b>	<b>0</b>	<b>0</b>

KICKOFF RETURNS	NO	YDS	AVG	FC	LG	TD
M. Knight	2	36	18.0	0	22	0
(OUT OF BOUNDS)	1	0	0.0	0	0	0
<b>Returns</b>	<b>2</b>	<b>36</b>	<b>18.0</b>	<b>0</b>	<b>22</b>	<b>0</b>

Oakland Raiders FUMBLES	Fum	Own Rec.	Yds	TD	FF	Rec.	Yds	TD	Bnds
<b>Total</b>	<b>0</b>	<b>0</b>	<b>0</b>	<b>0</b>	<b>0</b>	<b>0</b>	<b>0</b>	<b>0</b>	<b>0</b>

**FINAL TEAM STATISTICS**

	VISITOR RAIDERS	HOME BRONCOS
TOTAL FIRST DOWNS	20	27
By Rushing	2	6
By Passing	17	18
By Penalty	1	3
THIRD DOWN EFFICIENCY	6-10-60%	5-12-42%
FOURTH DOWN EFFICIENCY	0-0-0%	1-2-50%
TOTAL NET YARDS	374	342
Total Offensive Plays (inc. times thrown passing)	53	73
Average gain per offensive play	7.1	4.7
NET YARDS RUSHING	27	77
Total Rushing Plays	14	22
Average gain per rushing play	1.9	3.5
Tackles for a loss – number and yards	1-2	4-5
NET YARDS PASSING	347	265
Times thrown – yards lost attempting to pass	1-5	4-28
Gross yards passing	352	293
PASS ATTEMPTS-COMPLETIONS-HAD INTERCEPTED	38-34-0	47-34-1
Average gain per pass play (inc. # thrown passing)	8.9	5.2
KICKOFFS Number-In End Zone-Touchbacks	7-4-1	3-0-0
PUNTS Number and Average	2-47.5	3-37.7
Had Blocked	0	0
FGs – PATs Had Blocked	0-0	0
Net punting average	37.5	37.7
TOTAL RETURN YARDAGE (Not Including Kickoffs)	98	0
No. and Yards Punt Returns	0-0	0-0
No. and Yards Kickoff Returns	2-36	6-135
No. and Yards Interception Returns	1-98	0-0
PENALTIES Number and Yards	5-35	3-15
FUMBLES Number and Lost	0-0	1-0
TOUCHDOWNS	4	1
Rushing	0	1
Passing	3	0
Interceptions	1	0
EXTRA POINTS Made-Attempts	3-4	1-1
Kicking Made-Attempts	2-3	1-1
Passing Made-Attempts	1-1	0-0
FIELD GOALS Made-Attempts	2-2	1-1
RED ZONE EFFICIENCY	1-2-40%	1-3-33%
GOAL TO GO EFFICIENCY	0-0-0%	1-2-50%
SAFETIES	0	0
FINAL SCORE	34	10
TIME OF POSSESSION	28:19	31:41



10

## DENVER 31, SEATTLE 9

Sun., Nov. 17, 2002 • 1:15 p.m. PST • Seahawks Stadium • Seattle, Wash.



Weather: Partly Sunny, 53°, Wind SW 8 mph • Attendance: 65,495 • Time: 2:57

The Broncos won their third straight road game by defeating Seattle 31-9 in front of 65,495 at Seahawks Stadium, playing for the first time in the new home of their former AFC West rival.

Steve Beuerlein replaced an injured Brian Griese late in the third quarter and sparked the offense with two fourth-quarter touchdown passes, while Clinton Portis rushed for a career-high 136 yards to lead a second-half surge that sparked the 22-point victory.

Both teams struggled to get their offenses going in the first half, as the only points came on a 45-yard Jason Elam field goal to give Denver a 3-0 lead at halftime.

Seattle opened the third quarter with their own field goal, a 52-yarder by Rian Lindell to tie the game, beginning a string of six straight scoring possessions between the two teams. Denver answered with a 9-yard Mike Anderson touchdown run to make the score 10-3. After Lindell connected on his second field goal, the Broncos drove 72 yards and capped it with a 1-yard touchdown pass from Beuerlein to Patrick Hape to increase the lead to 17-6 just seconds into the fourth quarter. On the drive, Griese was knocked out of the game with a sprained right knee with 2:31 remaining in the third quarter, after being hit by Seattle defensive tackle Rocky Bernard.

The Seahawks' Lindell converted his third field goal of the game, a 29-yarder, to pull Seattle to within eight at 17-9, but Denver had an answer once again, as Beuerlein hit Rod Smith for a 14-yard touchdown with 5:20 remaining. The Broncos got a defensive touchdown late in the game when Deltha O'Neal intercepted a Matt Hasselbeck pass and returned it 22 yards to seal the 31-9 win.

Griese was 17-of-27 for 194 yards and one interception, while Beuerlein finished the day 2-of-2 for 15 yards, completing both of his passes for touchdowns. Portis notched his fourth 100-yard game of the season, and set a career high for all-purpose yards with 188. Smith led all receivers with 58 yards receiving and one touchdown on five catches. The Broncos' defense played a key role, holding the Seahawks rushing game to just 51 yards, and also added five sacks for the second time in the last three games.

## OFFICIALS

Referee — Larry Nemmers (20); Umpire — Chad Brown (31); Head Linesman — Dale Williams (8); Line Judge — Mike Spanier (90);

Field Judge — Jeff Lamberth (103); Side Judge — Carlton Cheffers (51); Back Judge — Kirk Dorman (6); Replay — Billy McCabe

## STARTING LINEUPS

Denver Broncos				Seattle Seahawks			
Offense		Defense		Offense		Defense	
WR 80	R. Smith	LE 93	T. Pryce	WR 81	K. Robinson	LE 92	L. King
LT 74	E. Salaam	LT 94	L. Dalton	LT 71	W. Jones	LT 90	C. Eaton
LG 79	S. Herndon	RT 91	C. McGlockton	LG 62	C. Gray	RT 93	J. Randle
C 50	B. Hamilton	RE 95	K. Pittman	C 61	R. Tobeck	RE 78	A. Cochran
RG 62	D. Neil	WLB 52	I. Gold	RG 69	F. Wedderburn	OLB 55	M. Bell
RT 78	M. Lepsis	MLB 56	A. Wilson	RT 77	F. Womack	MLB 57	O. Huff
TE 89	D. Carswell	SLB 51	J. Mobley	TE 89	I. Milli	OLB 59	T. Terry
WR 87	E. McCaffrey	LCB 24	D. O'Neal	WR 88	J. Williams	LCB 24	S. Springs
QB 14	B. Griese	RCB 25	D. Walker	QB 8	M. Hasselbeck	RCB 21	K. Lucas
RB 26	C. Portis	SS 28	K. Kennedy	FB 38	M. Strong	SS 25	R. Tongue
TE 88	J. Putzier	FS 42	S. Brandon	RB 37	S. Alexander	FS 29	C. Fuller

**DENVER SUBSTITUTIONS:** K 1 J. Elam, P/K 4 M. Knorr, QB 11 S. Beuerlein, RB 22 O. Gary, CB 23 W. Middlebrooks, CB 31 K. Herndon, RB 34 R. Droughns, CB 35 L. Walls, CB 37 T. Poole, TE/LS, RB 38 M. Anderson, 48 M. Leach, LB 55 K. Burns, LB 59 D. Spragan, T 71 B. Brockermeyer, DT 75 M. Pope, WR 82 H. Haygood, WR 83 S. Montgomery, WR 85 A. Lelie, TE 86 P. Hape, DE 92 B. Berry, DE 97 K. Washington, DE 98 R. Hayward. **DID NOT PLAY:** G 64 L. Friedman.

**INACTIVE:** QB 17 J. Jackson, RB 21 K. Coleman, CB 33 J. Spencer, S 43 I. Reese, T 65 C. Carlisle, TE 84 S. Sharpe, DT 96 D. Davis, DT 99 M. Reagor.

FIELD GOALS (made (___) & missed)						
J. Elam	40W/L (45)	R. Lindell	(52) (37) (29)			
VISITOR	Denver Broncos	1	2	3	4	OT
HOME	Seattle Seahawks	0	3	7	21	—
		0	0	6	3	TOTAL
						31
						9

Team	Qtr	Clock Time	PLAY DESCRIPTION (Extra Point) (Drive Info)							SCORE	
										Visitor	Home
BRONCOS	2	5:02	J. Elam 45 yd. Field goal (8-60, 2:58)							3	0
SEAHAWKS	3	13:06	R. Lindell 52 yd. Field Goal (5-36, 1:54)							3	3
BRONCOS	3	11:15	M. Anderson 9 yd. run (J. Elam kick) (4-61, 1:51)							10	3
SEAHAWKS	3	6:00	R. Lindell 37 yd. Field Goal (12-54, 5:15)							10	6
BRONCOS	4	14:55	P. Hape 1 yd. pass from S. Beuerlein (J. Elam kick) (12-72, 6:05)							17	6
SEAHAWKS	4	8:57	R. Lindell 29 yd. Field Goal (11-63, 5:58)							17	9
BRONCOS	4	5:20	R. Smith 14 yd. pass from S. Beuerlein (J. Elam kick) (6-60, 3:37)							24	9
BRONCOS	4	0:14	D. O'Neal 22 yd. interception return (J. Elam kick)							31	9

## FINAL BRONCOS DEFENSIVE STATISTICS

(Based on coaches' film review)

Player	UT	A	TT	S-yds	I-yds	PD	FF	FR	Player	UT	A	TT	S-yds	I-yds	PD	FF	FR
I. Gold	7	3	10	0-0	0-0	0	0	0	M. Pope	2	1	3	0-0	0-0	0	0	0
A. Wilson	7	2	9	1-8	0-0	0	0	0	S. Brandon	2	0	2	0-0	0-0	0	1	1
C. McGlockton	6	3	9	1.5-9	0-0	0	0	0	R. Hayward	2	0	2	0-0	0-0	0	0	0
J. Mobley	6	3	9	0-0	0-0	1	0	0	T. Poole	2	0	2	0-0	0-0	2	0	0
K. Kennedy	4	1	5	0-0	0-0	0	0	0	L. Dalton	1	0	1	0-0	0-0	0	0	0
T. Pryce	3	2	5	1.5-9	0-0	0	0	0	K. Washington	1	0	1	0-0	0-0	0	0	0
D. O'Neal	4	0	4	0-0	1-22	2	0	0	K. Herndon	0	0	0	0-0	0-0	0	0	0
D. Walker	3	1	4	0-0	1-8	1	0	0	D. Spragan	0	0	0	0-0	0-0	0	0	0
B. Berry	3	0	3	1-1	0-0	1	0	0	<b>Team Totals</b>	<b>55</b>	<b>17</b>	<b>72</b>	<b>5-27</b>	<b>2-30</b>	<b>7</b>	<b>1</b>	<b>1</b>
K. Pittman	2	1	3	0-0	0-0	0	0	0									

## FINAL INDIVIDUAL STATISTICS

Denver Broncos							Seattle Seahawks						
RUSHING	ATT	YDS	AVG	LG	TD		RUSHING	ATT	YDS	AVG	LG	TD	
C. Portis	23	136	5.9	34	0		S. Alexander	11	18	1.6	4	0	
M. Anderson	4	20	5.0	9t	1		M. Hasselbeck	2	13	6.5	8	0	
O. Gary	1	19	19.0	19	0		K. Robinson	1	9	9.0	9	0	
B. Griese	2	16	8.0	9	0		M. Strong	1	7	7.0	7	0	
R. Smith	2	11	5.5	9	0		H. Evans	1	4	4.0	4	0	
S. Beuerlein	2	0	0.0	0	0								
<b>Total</b>	<b>34</b>	<b>202</b>	<b>5.9</b>	<b>34</b>	<b>1</b>		<b>Total</b>	<b>16</b>	<b>51</b>	<b>3.2</b>	<b>9</b>	<b>0</b>	

PASSING	ATT	CMP	YDS	TKD/ YD	TD	LG	IN	Rtg.	PASSING	ATT	CMP	YDS	TKD/ YD	TD	LG	IN	Rtg.
B. Griese	27	17	194	1/10	0	38	1	69.1	M. Hasselbeck	36	22	180	5/27	0	22	2	50.7
S. Beuerlein	2	15	0/0	2	14t	0	0	137.5									
<b>Total</b>	<b>29</b>	<b>19</b>	<b>209</b>	<b>1/10</b>	<b>2</b>	<b>38</b>	<b>1</b>	<b>95.3</b>	<b>Total</b>	<b>36</b>	<b>22</b>	<b>180</b>	<b>5/27</b>	<b>0</b>	<b>22</b>	<b>2</b>	<b>50.7</b>

PASS RECEIVING						PASS RECEIVING					
	NO	YDS	AVG	LG	TD		NO	YDS	AVG	LG	TD
R. Smith	5	58	11.6	16	1	S. Alexander	6	23	3.8	10	0
E. McCaffrey	4	36	9.0	20	0	I. Milli	4	41	10.3	19	0
C. Portis	2	52	26.0	38	0	B. Engram	3	40	13.3	22	0
A. Lelie	2	18	9.0	9	0	M. Strong	3	22	7.3	9	0
O. Gary	2	9	4.5	7	0	K. Robinson	2	21	10.5	13	0
R. Droughns	1	17	17.0	17	0	J. Williams	2	20	10.0	18	0
D. Carswell	1	12	12.0	12	0	J. Stevens	1	18	18.0	18	0
M. Anderson	1	6	6.0	6	0	H. Evans	1	-5	-5.0	-5	0
P. Hape	1	1	1.0	1	1						
Total	19	209	11.0	38	2	Total	22	180	8.2	22	0

INTERCEPTIONS						INTERCEPTIONS					
	NO	YDS	AVG	LG	TD		NO	YDS	AVG	LG	TD
D. O'Neal	1	22	22.0	22t	1	S. Springs	1	0	0.0	0	0
D. Walker	1	8	8.0	8	0						
Total	2	30	15.0	22t	1	Total	1	0	0.0	0	0

PUNTING	NO	YDS	AVG	TB	IN20	LG	PUNTING	NO	YDS	AVG	TB	IN20	LG
M. Knorr	3	107	35.7	0	2	46	J. Feagles	4	168	42.0	0	2	47
<b>Total</b>	<b>3</b>	<b>107</b>	<b>35.7</b>	<b>0</b>	<b>2</b>	<b>46</b>	<b>Total</b>	<b>4</b>	<b>168</b>	<b>42.0</b>	<b>0</b>	<b>2</b>	<b>47</b>

PUNT RETURNS	NO	YDS	AVG	FC	LG	TD	PUNT RETURNS	NO	YDS	AVG	FC	LG	TD
D. O'Neal	1	0	0.0	2	0	0	B. Engram	1	0	0.0	1	0	0
(DOWNED)	1	0	0.0	0	0	0	(DOWNED)	1	0	0.0	0	0	0
<b>Returns</b>	<b>1</b>	<b>0</b>	<b>0.0</b>	<b>2</b>	<b>0</b>	<b>0</b>	<b>Returns</b>	<b>1</b>	<b>0</b>	<b>0.0</b>	<b>1</b>	<b>0</b>	<b>0</b>

KICKOFF RETURNS	NO	YDS	AVG	FC	LG	TD	KICKOFF RETURNS	NO	YDS	AVG	FC	LG	TD
R. Droughns	3	72	24.0	0	30	0	K. Kasper	5	104	20.8	0	23	0
(OUT OF BOUNDS)	1	0	0.0	0	0	0	A. Palepoi	1	8	8.0	0	8	0
<b>Returns</b>	<b>3</b>	<b>72</b>	<b>24.0</b>	<b>0</b>	<b>30</b>	<b>0</b>	<b>Returns</b>	<b>6</b>	<b>112</b>	<b>18.7</b>	<b>0</b>	<b>23</b>	<b>0</b>

Denver Broncos	Fum	Own	Rec.	Yds	TD	FF	Rec.	Yds	TD	Bnds	Out
FUMBLES											
M. Anderson	1	1	0	0	0	0	0	0	0	0	0
S. Brandon	0	0	0	0	1	1	0	0	0	0	0
<b>Total</b>	<b>1</b>	<b>1</b>	<b>0</b>	<b>0</b>	<b>1</b>	<b>1</b>	<b>0</b>	<b>0</b>	<b>0</b>	<b>0</b>	<b>0</b>

Seattle Seahawks	Fum	Own	Rec.	Yds	TD	FF	Rec.	Yds	TD	Bnds	Out
FUMBLES											
B. Engram	2	1	0	0	0	0	0	0	0	0	0
O. Huff	0	0	0	0	1	0	0	0	0	0	0
<b>Total</b>	<b>2</b>	<b>1</b>	<b>0</b>	<b>0</b>	<b>1</b>	<b>0</b>	<b>0</b>	<b>0</b>	<b>0</b>	<b>0</b>	<b>0</b>

## FINAL TEAM STATISTICS

	VISITOR BRONCOS	HOME SEAHAWKS
TOTAL FIRST DOWNS	22	13
By Rushing	7	3
By Passing	11	8
By Penalty	4	2
THIRD DOWN EFFICIENCY	4-14-29%	4-14-29%
FOURTH DOWN EFFICIENCY	2-2-100%	0-1-0%
TOTAL NET YARDS	401	204
Total Offensive Plays (inc. times thrown passing)	64	57
Average gain per offensive play	6.3	3.6
NET YARDS RUSHING	202	51
Total Rushing Plays	34	16
Average gain per rushing play	5.9	3.2
Tackles for a loss — number and yards	1-2	2-2
NET YARDS PASSING	199	153
Times thrown — yards lost attempting to pass	1-10	5-27
Gross yards passing	209	180
PASS ATTEMPTS-COMPLETIONS-HAD INTERCEPTED	29-19-1	36-22-2
Average gain per pass play (inc. # thrown passing)	6.6	3.7
KICKOFFS Number-In End Zone-Touchbacks	6-0-0	4-0-0
PUNTS Number and Average	3-35.7	4-42.0
Had Blocked	0	0
FGs — PATs Had Blocked	0-0	0-0
Net punting average	35.7	42.0
TOTAL RETURN YARDAGE (Not Including Kickoffs)	30	0
No. and Yards Punt Returns	1-0	1-0
No. and Yards Kickoff Returns	3-72	6-112
No. and Yards Interception Returns	2-30	1-0
PENALTIES Number and Yards	11-104	6-56
FUMBLES Number and Lost	1-0	2-1
TOUCHDOWNS	4	0
Rushing	1	0
Passing	2	0
Interceptions	1	0
EXTRA POINTS Made-Attempts	4-4	0-0
Kicking Made-Attempts	4-4	0-0
FIELD GOALS Made-Attempts	1-2	3-3
RED ZONE EFFICIENCY	3-4-75%	0-1-0%
GOAL TO GO EFFICIENCY	2-2-100%	0-0-0%
SAFETIES	0	0
FINAL SCORE	31	9
TIME OF POSSESSION	31:29	28:31

**Weather:** Light Snow, 25°, Wind E 6 mph (wind chill 18°) • **Attendance:** 75,075 • **Time:** 3:17

The Broncos lost at home for the third game in a row and fell to 7-4 on the season with a 23-20 overtime loss to Indianapolis in front of 75,075 at INVESCO Field at Mile High, and a national television audience on ESPN's *Sunday Night Football*. Snow fell throughout the game and covered the field by the second half as temperatures dropped into the low 20s.

Indianapolis got on the board first after Mike Vanderjagt connected on a 41-yard field goal midway through the first quarter to give the Colts a 3-0 lead. Denver was held scoreless until the middle of the second quarter when Steve Beuerlein hit Rod Smith for a 12-yard touchdown to cap a seven play, 61-yard drive. Jason Elam missed the extra point, just the second miss of his career and first since Nov. 14, 1993, ending his NFL-record streak at 371. Denver's 6-3 lead would hold up going into halftime.

The Broncos took the opening kickoff of the second half and marched 67 yards in six plays, culminating in an 11-yard Clinton Portis touchdown run to put Denver up 13-3. The Colts answered with their own touchdown on a James Munro 1-yard run to pull within three at 13-10. After a Beuerlein interception on Denver's next series, Indianapolis scored their second touchdown in a 1:34 span on an Edgerrin James 2-yard run to go ahead 17-13 entering the fourth quarter.

After holding Indianapolis to a punt early in the quarter, Portis scored his second touchdown of the game on a 9-yard run to give the Broncos a 20-17 lead with less than 10 minutes left in the game. Deltha O'Neal halted the Colts next drive with an interception at the Broncos' 18-yard line with 4:56 remaining. Despite converting two third downs, Denver was forced to punt the ball back to Indianapolis with 1:51 on the clock. The Colts then drove 44 yards to move into field goal range, and with just three seconds left, Vanderjagt made a 54-yard field goal to tie the game at 20, and send it into overtime.

Indianapolis won the coin toss, marched down the field, and Vanderjagt connected on his third field goal of the game, a 51-yarder, to give the Colts the 23-20 victory.

Beuerlein finished the game with 185 yards, one touchdown and two interceptions on 15-of-24 passing (62.5%). Portis led all rushers with 88 yards on 18 carries and two touchdowns, while Ed McCaffrey caught a pass in his 63rd consecutive game, breaking Lionel Taylor's 38-year old franchise record. Rod Smith moved ahead of teammate Shannon Sharpe for the lead in career touchdown receptions (48) and receiving yards (7,500) by a Bronco. Indianapolis ran 85 offensive plays to Denver's 48, and doubled Denver's time of possession, 43:45 to 21:53.

**OFFICIALS**

**Referee** — Bob McElwee (95); **Umpire** — Jeff Rice (44); **Head Linesman** — Tony Veteri (36); **Line Judge** — Gary Arthur (108); **Field Judge** — Bill Lovett (98); **Side Judge** — Michael Banks (72); **Back Judge** — Tony Steratore (112); **Replay** — Neil Gereb

**STARTING LINEUPS**

Indianapolis Colts				Denver Broncos			
Offense		Defense		Offense		Defense	
WR 87 R. Wayne	LE 92 C. Bratzke	WR 80 R. Smith	LE 93 T. Pryce	WR 80 R. Smith	LE 93 T. Pryce	WR 80 R. Smith	LE 93 T. Pryce
LT 78 T. Glenn	LT 99 B. Sciolli	LT 74 E. Salam	RT 91 C. McGlockton	LT 78 T. Glenn	LT 99 B. Sciolli	LT 74 E. Salam	RT 91 C. McGlockton
LG 64 R. DeMulling	RT 75 L. Tripplett	LG 79 S. Herndon	RE 95 K. Pittman	LG 64 R. DeMulling	RT 75 L. Tripplett	LG 79 S. Herndon	RE 95 K. Pittman
C 63 J. Saturday	RE 93 D. Freeny	C 50 B. Hamilton	WLB 52 I. Gold	C 63 J. Saturday	RE 93 D. Freeny	C 50 B. Hamilton	WLB 52 I. Gold
RG 71 R. Diem	LLB 92 M. Peterson	RG 62 D. Neil	MLB 56 A. Wilson	RG 71 R. Diem	LLB 92 M. Peterson	RG 62 D. Neil	MLB 56 A. Wilson
RT 73 A. Meadows	MLB 94 R. Morris	RT 78 M. Lepsis	SLB 51 J. Mobley	RT 73 A. Meadows	MLB 94 R. Morris	RT 78 M. Lepsis	SLB 51 J. Mobley
TE 81 M. Pollard	RLB 53 M. Washington	TE 89 D. Carswell	CB 37 T. Poole	TE 81 M. Pollard	RLB 53 M. Washington	TE 89 D. Carswell	CB 37 T. Poole
WR 88 M. Harrison	LCB 21 W. Harris	WR 87 E. McCaffrey	LCB 24 D. O'Neal	WR 88 M. Harrison	LCB 21 W. Harris	WR 87 E. McCaffrey	LCB 24 D. O'Neal
QB 18 P. Manning	RCB 27 D. Macklin	QB 11 S. Beuerlein	RCB 25 D. Walker	QB 18 P. Manning	RCB 27 D. Macklin	QB 11 S. Beuerlein	RCB 25 D. Walker
RB 32 E. James	SS 26 D. Gibson	RB 26 C. Portis	SS 28 K. Kennedy	RB 32 E. James	SS 26 D. Gibson	RB 26 C. Portis	SS 28 K. Kennedy
WR 83 C. Ismail	FS 28 I. Bashir	FB 38 M. Anderson	FS 43 I. Reese	WR 83 C. Ismail	FS 28 I. Bashir	FB 38 M. Anderson	FS 43 I. Reese

**DENVER SUBSTITUTIONS:** K 1 J. Elam, P/K 4 M. Knorr, RB 22 O. Gary, CB 23 W. Middlebrooks, CB 31 K. Herndon, RB 34 R. Droughns, CB 35 L. Walls, S 42 S. Brandon, TE/LS, 48 M. Leach, LB 55 K. Burns, LB 59 D. Spragan, T 71 B. Brockermeyer, DT 75 M. Pope, WR 83 S. Montgomery, WR 85 A. Lelie, TE 86 P. Hape, TE 88 J. Putzier, DE 92 B. Berry, DT 94 L. Dalton, DE 98 R. Hayward, DT 99 M. Reagor. **DID NOT PLAY:** QB 17 J. Jackson, G 64 L. Friedman.

**INACTIVE:** QB 14 B. Griese, RB 21 K. Coleman, CB 33 J. Spencer, T 65 C. Carlisle, WR 82 H. Haygood, TE 84 S. Sharpe, DT 96 D. Davis, DE 97 K. Washington.

**FIELD GOALS (made (\_\_\_) & missed)**

M. Vanderjagt (41) (54) (51)

		1	2	3	4	OT	TOTAL
VISITOR	Indianapolis Colts	3	0	14	3	3	23
HOME	Denver Broncos	0	6	7	7	0	20

Team	Qtr	Clock Time	PLAY DESCRIPTION (Extra Point) (Drive Info)						SCORE	
									Visitor	Home
COLTS	1	7:29	M. Vanderjagt 41 yd. Field Goal (13-52, 7:31)						3	0
BRONCOS	2	8:27	R. Smith 12 yd. pass from S. Beuerlein (kick failed, left upright) (7-61, 3:09)						3	6
BRONCOS	3	11:53	C. Portis 11 yd. run (J. Elam kick) (6-67, 3:07)						3	13
COLTS	3	2:49	J. Munro 1 yd. run (M. Vanderjagt kick) (16-80, 9:04)						10	13
COLTS	3	1:15	E. James 2 yd. run (M. Vanderjagt kick) (4-19, 1:08)						17	13
BRONCOS	4	9:29	C. Portis 9 yd. run (J. Elam kick) (3-20, 1:32)						20	17
COLTS	4	0:03	M. Vanderjagt 54 yd. Field Goal (11-44, 1:37)						20	20
COLTS	5	9:22	M. Vanderjagt 51 yd. Field Goal (10-35, 5:38)						23	20

**FINAL BRONCOS DEFENSIVE STATISTICS***(Based on coaches' film review)*

Player	UT	A	TT	S-yds	I-yds	PD	FF	FR	Player	UT	A	TT	S-yds	I-yds	PD	FF	FR
I. Gold	10	2	12	0-0	0-0	0	0	0	I. Reese	2	1	3	0-0	0-0	0	0	0
K. Kennedy	9	3	12	0-0	0-0	1	0	0	R. Hayward	2	0	2	0-0	0-0	0	0	0
A. Wilson	9	2	11	0-0	0-0	0	0	1	T. Pryce	2	0	2	0-0	0-0	0	0	0
J. Mobley	9	1	10	0-0	0-0	0	0	0	B. Berry	1	1	2	0-0	0-0	0	0	0
D. O'Neal	7	0	7	0-0	1-0	1	0	0	M. Reagor	1	1	2	0-0	0-0	0	0	0
T. Poole	6	0	6	0-0	0-0	2	0	0	K. Burns	0	0	0	0-0	0-0	0	0	0
L. Dalton	5	0	5	0-0	0-0	1	0	0	S. Brandon	0	0	0	0-0	0-0	0	0	0
D. Walker	5	0	5	0-0	0-0	1	0	0	K. Herndon	0	0	0	0-0	0-0	0	0	0
C. McGlockton	3	2	5	0-0	0-0	0	0	0	Team	0	0	0	2-13	0-0	0	0	0
K. Pittman	4	0	4	0-0	0-0	0	0	0	<b>Team Totals</b>	<b>78</b>	<b>13</b>	<b>91</b>	<b>2-13</b>	<b>1-0</b>	<b>5</b>	<b>0</b>	<b>1</b>
M. Pope	3	0	3	0-0	0-0	0	0	0									

**FINAL INDIVIDUAL STATISTICS**

Indianapolis Colts							Denver Broncos						
RUSHING	ATT	YDS	AVG	LG	TD		RUSHING	ATT	YDS	AVG	LG	TD	
E. James	26	84	3.2	18	1		C. Portis	18	88	4.9	111	2	
J. Munro	1	22	3.1	8	1		R. Droughns	1	9	9.0	9	0	
P. Manning	6	22	3.7	9	0		M. Anderson	2	8	4.0	5	0	
							O. Gary	1	8	8.0	8	0	
<b>Total</b>	<b>39</b>	<b>128</b>	<b>3.3</b>	<b>18</b>	<b>2</b>		<b>Total</b>	<b>22</b>	<b>113</b>	<b>5.1</b>	<b>11</b>	<b>2</b>	

PASSING	ATT	CMP	YDS	TD	LG	IN	Rtg.	PASSING	ATT	CMP	YDS	TD	LG	IN	Rtg.
P. Manning	44	27	229	2/13	0	24	65.4	S. Beuerlein	24	15	185	2/13	1	27	65.5
<b>Total</b>	<b>44</b>	<b>27</b>	<b>229</b>	<b>2/13</b>	<b>0</b>	<b>24</b>	<b>65.4</b>	<b>Total</b>	<b>24</b>	<b>15</b>	<b>185</b>	<b>2/13</b>	<b>1</b>	<b>27</b>	<b>65.5</b>

PASS RECEIVING	NO	YDS	AVG	LG	TD	PASS RECEIVING	NO	YDS	AVG	LG	TD
M. Harrison	11	107	9.7	21	0	R. Smith	6	73	12.2	27	1
E. James	6	31	5.2	12	0	D. Carswell	3	21	7.0	9	0
Q. Ismail	3	51	17.0	24	0	E. McCaffrey	2	29	14.5	25	0
J. Davenport	3	19	6.3	9	0	A. Lelie	1	23	23.0	23	0
R. Wayne	2	7	3.5	5	0	S. Montgomery	1	21	21.0	21	0
T. Walters	1	8	8.0	8	0	O. Gary	1	10	10.0	10	0
M. Pollard	1	6	6.0	6	0	R. Droughns	1	8	8.0	8	0
<b>Total</b>	<b>27</b>	<b>229</b>	<b>8.5</b>	<b>24</b>	<b>0</b>	<b>Total</b>	<b>15</b>	<b>185</b>	<b>12.3</b>	<b>27</b>	<b>1</b>

INTERCEPTIONS	NO	YDS	AVG	LG	TD	INTERCEPTIONS	NO	YDS	AVG	LG	TD
M. Peterson	1	53	53.0	53	0	D. O'Neal	1	0	0.0	0	0
D. Gibson	1	0	0.0	0	0						
<b>Total</b>	<b>2</b>	<b>53</b>	<b>26.5</b>	<b>53</b>	<b>0</b>	<b>Total</b>	<b>1</b>	<b>0</b>	<b>0.0</b>	<b>0</b>	<b>0</b>

PUNTING	NO	YDS	AVG	TB	IN20	LG	PUNTING	NO	YDS	AVG	TB	IN20	LG
H. Smith	2	76	38.0	0	1	40	M. Knorr	3	113	37.7	1	1	40
<b>Total</b>	<b>2</b>	<b>76</b>	<b>38.0</b>	<b>0</b>	<b>1</b>	<b>40</b>	<b>Total</b>	<b>3</b>	<b>113</b>	<b>37.7</b>	<b>1</b>	<b>1</b>	<b>40</b>

PUNT RETURNS	NO	YDS	AVG	FC	LG	TD	PUNT RETURNS	NO	YDS	AVG	FC	LG	TD
T. Walters	1	0	0.0	1	0	0	D. O'Neal	1	53	53.0	0	53	0
(TOUCHBACK)	1	0	0.0	0	0	0	(DOWNED)	1	0	0.0	0	0	0
<b>Returns</b>	<b>1</b>	<b>0</b>	<b>0.0</b>	<b>1</b>	<b>0</b>	<b>0</b>	<b>Returns</b>	<b>1</b>	<b>53</b>	<b>53.0</b>	<b>0</b>	<b>53</b>	<b>0</b>

KICKOFF RETURNS	NO	YDS	AVG	FC	LG	TD	KICKOFF RETURNS	NO	YDS	AVG	FC	LG	TD
T. Walters	5	118	23.6	0	28	0	R. Droughns	3	97	32.3	0	53	0
							M. Reagor	1	25	25.0	0	25	0
							D. Carswell	1	14	14.0	0	14	0
<b>Returns</b>	<b>5</b>	<b>118</b>	<b>23.6</b>	<b>0</b>	<b>28</b>	<b>0</b>	<b>Returns</b>	<b>5</b>	<b>136</b>	<b>27.2</b>	<b>0</b>	<b>53</b>	<b>0</b>

Indianapolis Colts	Fum	Own	Rec.	Yds	TD	FF	Opp. Rec.	Yds	TD	Out Bnds	Denver Broncos	Fum	Own	Rec.	Yds	TD	FF	Opp. Rec.	Yds	TD	Out Bnds
FUMBLES	3	1	-1	0	0	0	0	0	0	0	FUMBLES	1	1	0	0	0	0	0	0	0	0
P. Manning	1	0	0	0	0	0	0	0	0	0	C. Portis	0	0	0	0	0	1	1	2	0	0
E. James	1	0	0	0	0	0	0	0	0	0	A. Wilson	0	0	0	0	0	0	1	0	0	0
T. Walters	1	0	0	0	0	0	0	0	0	0	I. Gold	0	0	0	0	0	0	1	0	0	0
A. Meadows	0	1	0	0	0	0	0	0	0	0											
J. Saturday	0	1	0	0	0	0	0	0	0	0											
M. Washington	0	0	0	0	1	0	0	0	0	0											
<b>Total</b>	<b>5</b>	<b>3</b>	<b>-1</b>	<b>0</b>	<b>1</b>	<b>0</b>	<b>0</b>	<b>0</b>	<b>0</b>	<b>0</b>	<b>Total</b>	<b>1</b>	<b>1</b>	<b>0</b>	<b>0</b>	<b>1</b>	<b>2</b>	<b>2</b>	<b>0</b>	<b>0</b>	<b>0</b>

**FINAL TEAM STATISTICS**

	VISITOR COLTS	HOME BRONCOS
TOTAL FIRST DOWNS	26	15
By Rushing	11	7
By Passing	15	7
By Penalty	0	1
THIRD DOWN EFFICIENCY	15-21-71%	5-9-56%
FOURTH DOWN EFFICIENCY	1-1-100%	0-1-0%
TOTAL NET YARDS	344	285
Total Offensive Plays (inc. times thrown passing)	85	48
Average gain per offensive play	4.0	5.9
NET YARDS RUSHING	128	113
Total Rushing Plays	39	22
Average gain per rushing play	3.3	5.1
Tackles for a loss — number and yards	4-4	0-0
NET YARDS PASSING	216	172
Times thrown — yards lost attempting to pass	2-13	2-13
Gross yards passing	229	185
PASS ATTEMPTS-COMPLETIONS-HAD INTERCEPTED	44-27-1	24-15-2
Average gain per pass play (inc. # thrown passing)	4.7	6.6
KICKOFFS Number-In End Zone-Touchbacks	5-0-0	5-0-0
PUNTS Number and Average	2-38.0	3-37.7
Had Blocked	0	0
FGs — PATs Had Blocked	0-0	0-0
Net punting average	11.5	31.0
TOTAL RETURN YARDAGE (Not Including Kickoffs)	53	53
No. and Yards Punt Returns	1-0	1-53

**Weather:** Clear, 64°, Wind WSW 7 mph • **Attendance:** 66,357 • **Time:** 3:59

Denver lost for the second week in a row, and the third time in four games, falling to San Diego 30-27 in overtime in front of 66,357 at Qualcomm Stadium. The Broncos played an overtime game for the second week in a row, just the second time in franchise history they have done so, and the first time they have lost in overtime on successive weekends.

The Broncos got off to the start they wanted, going up 10-0 after the first quarter thanks to a Jason Elam 54-yard field goal and a Clinton Portis 43-yard touchdown run. However, the second quarter belonged to the Chargers, who outscored Denver 24-7 in the period. LaDainian Tomlinson scored on runs of 3, 1 and 5 yards, and Steve Christie added a 20-yard field goal. Portis scored his second touchdown of the day, an 8-yard run, late in the quarter, but San Diego took a 24-17 lead into half-time. The Chargers dominated the first-half statistics, out gaining the Broncos 270-171 and had 17 first downs to Denver's 7.

The Broncos' 10-play, 65-yard opening drive of the second half was capped by a 22-yard touchdown pass from Steve Beuerlein to Reuben Droughns to tie the game at 24. The two teams traded possessions for the rest of the third quarter, and on Denver's first series of the fourth quarter, Beuerlein's pass to Rod Smith was intercepted by Alex Molden. Four plays later, Christie connected on his second field goal of the day, a 40- yarder to put the Chargers up 27-24 with 13:12 to go.

After an 11-play, 53-yard drive, the Broncos tied the game at 27 on an Elam 24-yard field goal with 1:39 remaining, which ultimately sent the game into overtime.

Denver won the coin toss, but was unable to produce anything on their first possession of the extra period. San Diego then drove into field goal range, but Christie's attempt was blocked by Trevor Pryce and recovered by Deltha O'Neal. The Broncos came up empty on their next series when Elam missed a 53-yard field goal. The Chargers again drove into field goal range and this time Christie hit the game-winner from 27 yards out.

Beuerlein finished the game with 288 yards, one touchdown and two interceptions, on 22-of-39 passing (56.4%). Portis finished with a career high 159 yards rushing and two touchdowns on 23 carries. He also posted career highs in all-purpose yards with 193 and longest run from scrimmage, the 43-yard scoring run. Ed McCaffrey led all receivers with 126 yards receiving on seven catches. He also passed Riley Odoms to move into fifth place all-time in most receiving yards by a Bronco.

**OFFICIALS**

**Referee** — Tony Corrente (99); **Umpire** — Darrell Jenkins (76); **Head Linesman** — Aaron Pointer (79); **Line Judge** — Mark Steinkerkner (84); **Field Judge** — Pete Morelli (135); **Side Judge** — Don Carlsen (39); **Back Judge** — Don Carey (126); **Replay** — Bill McCabe

**STARTING LINEUPS**

Denver Broncos						San Diego Chargers					
Offense			Defense			Offense			Defense		
WR 90	R. Smith	LT 93	T. Pryce	WR 82	R. Caldwell	LE 75	M. Wiley	WR 82	R. Caldwell	LE 75	M. Wiley
LT 74	E. Salaam	LT 91	L. Dalton	LT 77	D. McIntosh	LT 76	J. Williams	LT 77	D. McIntosh	LT 76	J. Williams
LG 79	S. Herndon	RT 91	C. McGlockton	LG 63	K. Garmon	RT 92	J. Fisk	LG 63	K. Garmon	RT 92	J. Fisk
C 50	B. Hamilton	RE 95	K. Pittman	C 60	J. Ball	RE 99	R. Johnson	C 60	J. Ball	RE 99	R. Johnson
RG 62	D. Neil	WLB 52	I. Gold	RG 71	T. Fonoti	SLB 51	D. Leber	RG 71	T. Fonoti	SLB 51	D. Leber
RT 78	M. Lepsis	MLB 55	K. Burns	RT 79	S. Williams	MLB 59	D. Edwards	RT 79	S. Williams	MLB 59	D. Edwards
TE 89	D. Carswell	SLB 51	J. Mobley	TE 81	S. Alexander	WLB 55	J. Seau	TE 81	S. Alexander	WLB 55	J. Seau
WR 87	E. McCaffrey	LCB 24	D. O'Neal	WR 84	J. Peelle	LCB 25	A. Molden	WR 84	J. Peelle	LCB 25	A. Molden
QB 11	S. Beuerlein	RCB 25	D. Walker	QB 9	D. Brees	RCB 23	Q. Jammer	QB 9	D. Brees	RCB 23	Q. Jammer
RB 26	C. Portis	SS 28	K. Kennedy	FB 44	F. McCrary	SS 37	R. Harrison	RB 26	C. Portis	SS 28	K. Kennedy
FB 38	M. Anderson	FS 43	I. Reese	RB 21	L. Tomlinson	FS 36	K. Lyle	FB 38	M. Anderson	FS 43	I. Reese

**DENVER SUBSTITUTIONS:** K 1 J. Elam, P/K 4 M. Knorr, P/K 22 O. Gary, CB 31 K. Herndon, RB 34 R. Droughns, CB 35 L. Walls, CB 37 T. Poole, S 42 S. Brandon, TE/LS 48 M. Leach, LB 56 A. Wilson, LB 59 D. Spragan, G 64 L. Friedman, T 71 B. Brockermeyer, DT 75 M. Pope, WR 82 H. Haygood, WR 83 S. Montgomery, WR 85 A. Lelie, TE 86 P. Hape, DE 92 B. Berry, DE 98 R. Hayward, DT 99 M. Reagor, **DID NOT PLAY:** QB 14 B. Griese, TE 88 J. Putzler, **INACTIVE:** QB 17 J. Jackson, RB 21 K. Coleman, CB 23 W. Middlebrooks, CB 33 J. Spencer, T 65 C. Carlisle, TE 84 S. Sharpe, DT 96 D. Davis, DE 97 K. Washington.

FIELD GOALS (made (___) & missed)						S. Christie					
J. Elam	(54)	(24)	53WL	42WL	(20)	(40)	49WL	38B	(27)		
VISITOR	Denver Broncos	1	2	3	4	0	0	0	27		
HOME	San Diego Chargers	0	24	0	3	3			30		

Team	Qtr	Clock	PLAY DESCRIPTION (Extra Point) (Drive Info)	Score	Home
BRONCOS	1	6:44	J. Elam 54 yd. Field Goal (7-44, 3:19)	3	0
BRONCOS	1	0:20	C. Portis 43 yd. run (J. Elam kick) (3-68, 1:10)	10	7
CHARGERS	2	14:56	L. Tomlinson 3 yd. run (S. Christie kick) (2-92, 0:24)	10	7
CHARGERS	2	9:26	L. Tomlinson 1 yd. run (S. Christie kick) (5-41, 2:11)	10	14
CHARGERS	2	4:38	L. Tomlinson 5 yd. run (S. Christie kick) (6-17, 3:52)	10	21
BRONCOS	2	3:08	C. Portis 8 yd. run (J. Elam kick) (3-60, 1:30)	17	21
CHARGERS	2	0:07	S. Christie 20 yd. Field Goal (11-67, 3:01)	17	24
BRONCOS	3	9:39	R. Droughns 22 yd. pass from S. Beuerlein (J. Elam kick) (10-65, 5:21)	24	24
CHARGERS	4	13:12	S. Christie 40 yd. Field Goal (4-8, 1:42)	24	27
BRONCOS	4	1:39	J. Elam 24 yd. Field Goal (11-53, 3:28)	27	27
CHARGERS	5	3:01	S. Christie 27 yd. Field Goal (9-48, 4:25)	27	30

**FINAL BRONCOS DEFENSIVE STATISTICS***(Based on coaches' film review)*

Player	UT	A	TT	S-yds	I-yds	PD	FF	FR	Player	UT	A	TT	S-yds	I-yds	PD	FF	FR
A. Wilson	15	1	16	0-0	0-0	0	0	0	M. Pope	3	0	3	0-0	0-0	0	0	0
I. Gold	9	0	9	0-0	0-0	0	0	0	T. Pryce	2	0	2	0-0	0-0	0	0	0
D. Walker	8	0	8	0-0	0-0	0	0	0	L. Dalton	1	1	2	0-0	0-0	0	0	0
K. Kennedy	5	1	6	0-0	0-0	0	0	0	M. Pope	1	0	1	0-0	0-0	0	0	0
J. Mobley	5	0	5	0-0	0-0	1	0	0	R. Hayward	0	1	1	0-0	0-0	0	0	0
T. Poole	4	1	5	0-0	0-0	1	0	0	M. Reagor	0	1	1	0-0	0-0	0	0	0
D. O'Neal	4	0	4	0-0	0-0	0	0	0	B. Berry	0	0	0	0-0	0-0	0	0	0
K. Pittman	4	0	4	0-0	0-0	0	0	0	S. Brandon	0	0	0	0-0	0-0	0	0	0
I. Reese	3	0	3	0-0	0-0	0	0	0	K. Burns	0	0	0	0-0	0-0	0	0	0
C. McGlockton	2	0	2	1-3	0-0	0	0	0	<b>Team Totals</b>	<b>63</b>	<b>6</b>	<b>69</b>	<b>1-3</b>	<b>0-0</b>	<b>2</b>	<b>0</b>	<b>0</b>

**FINAL INDIVIDUAL STATISTICS**

Denver Broncos												San Diego Chargers												
RUSHING	ATT	YDS	AVG	LG	TD	RUSHING	ATT	YDS	AVG	LG	TD	RUSHING	ATT	YDS	AVG	LG	TD	RUSHING	ATT	YDS	AVG	LG	TD	
C. Portis	23	159	6.9	43t	2	L. Tomlinson	37	220	5.9	76	3	L. Tomlinson	37	220	5.9	76	3	C. Portis	23	159	6.9	43t	2	
M. Anderson	2	6	3.0	4	0	D. Brees	1	0	0.0	0	0	D. Brees	1	0	0.0	0	0	M. Anderson	2	6	3.0	4	0	
O. Gary	1	-4	-4.0	-4	0													O. Gary	1	-4	-4.0	-4	0	
S. Montgomery	1	-5	-5.0	-5	0													S. Montgomery	1	-5	-5.0	-5	0	
Total	27	156	5.8	43t	2	Total	38	220	5.8	76	3	Total	38	220	5.8	76	3	Total	27	156	5.8	43t	2	
PASSING	ATT	CMP	YDS	TD	LG	INT	Rtg.	PASSING	ATT	CMP	YDS	TD	LG	INT	Rtg.	PASSING	ATT	CMP	YDS	TD	LG	INT	Rtg.	
S. Beuerlein	39	22	288	4/27	1	47	67.0	D. Brees	41	27	217	1/3	0	30	0	79.0	S. Beuerlein	39	22	288	4/27	1	47	67.0
Total	39	22	288	4/27	1	47	67.0	Total	41	27	217	1/3	0	30	0	79.0	Total	39	22	288	4/27	1	47	67.0
PASS RECEIVING	NO	YDS	AVG	LG	TD	PASS RECEIVING	NO	YDS	AVG	LG	TD	PASS RECEIVING	NO	YDS	AVG	LG	TD	PASS RECEIVING	NO	YDS	AVG	LG	TD	
E. McCaffrey	7	126	18.0	47	0	L. Tomlinson	11	51	4.6	14	0	E. McCaffrey	7	126	18.0	47	0	L. Tomlinson	11	51	4.6	14	0	
D. Carswell	5	54	10.8	19	0	F. McCrary	4	15	3.8	5	0	D. Carswell	5	54	10.8	19	0	F. McCrary	4	15	3.8	5	0	
C. Portis	3	34	11.3	17	0	E. Parker	3	48	16.0	30	0	C. Portis	3	34	11.3	17	0	E. Parker	3	48	16.0	30	0	
R. Smith	2	36	18.0	23	0	S. Alexander	3	40	13.3	20	0	R. Smith	2	36	18.0	23	0	S. Alexander	3	40	13.3	20	0	
R. Droughns	2	26	13.0	22t	1	R. Caldwell	3	27	9.0	11	0	R. Droughns	2	26	13.0	22t	1	R. Caldwell	3	27	9.0	11	0	
P. Hape	1	6	6.0	6	0	J. Norman	2	18	9.0	12	0	P. Hape	1	6	6.0	6	0	J. Norman	2	18	9.0	12	0	
A. Lelie	1	4	4.0	4	0	T. Dwight	1	18	18.0	18	0	A. Lelie	1	4	4.0	4	0	T. Dwight	1	18	18.0	18	0	
O. Gary	1	2	2.0	2	0							O. Gary	1	2	2.0	2	0							
Total	22	288	13.1	47	1	Total	27	217	8.0	30	0	Total	22	288	13.1	47	1	Total	27	217	8.0	30	0	
INTERCEPTIONS	NO	YDS	AVG	LG	TD	INTERCEPTIONS	NO	YDS	AVG	LG	TD	INTERCEPTIONS	NO	YDS	AVG	LG	TD	INTERCEPTIONS	NO	YDS	AVG	LG	TD	
						D. Edwards	1	16	16.0	16	0	D. Edwards	1	16	16.0	16	0	D. Edwards	1	16	16.0	16	0	
						A. Molden	1	8	8.0	8	0	A. Molden	1	8	8.0	8	0	A. Molden	1	8	8.0	8	0	
Total	0	0	0.0	0	0	Total	2	24	12.0	16	0	Total	2	24	12.0	16	0	Total	0	0	0.0	0	0	
PUNTING	NO	YDS	AVG	TB	IN20	LG	PUNTING	NO	YDS	AVG	TB	IN20	LG	PUNTING	NO	YDS	AVG	TB	IN20	LG				
M. Knorr	5	183	36.6	1	0	43	R. Bennett	5	209	41.8	2	1	52	M. Knorr	5	183	36.6	1	0	43				
Total	5	183	36.6	1	0	43	Total	5	209	41.8	2	1	52	Total	5	183	36.6	1	0	43				
PUNT RETURNS	NO	YDS	AVG	FC	LG	TD	PUNT RETURNS	NO	YDS	AVG	FC	LG	TD	PUNT RETURNS	NO	YDS	AVG	FC	LG	TD				
D. O'Neal	2	5	2.5	0	5	0	T. Dwight	2	28	14.0	1	23	0	D. O'Neal	2	5	2.5	0	5	0				
(OUT OF BOUNDS)	1	0	0.0	0	0	0	(OUT OF BOUNDS)	1	0	0.0	0	0	0	(OUT OF BOUNDS)	1	0	0.0	0	0	0				
(TOUCHBACK)	2	0	0.0	0	0	0	(TOUCHBACK)	1	0	0.0	0	0	0	(TOUCHBACK)	1	0	0.0	0	0	0				
Returns	2	5	2.5	0	5	0	Returns	2	28	14.0	1	23	0	Returns	2	28	14.0	1	23	0				
KICKOFF RETURNS	NO	YDS	AVG	FC	LG	TD	KICKOFF RETURNS	NO	YDS	AVG	FC	LG	TD	KICKOFF RETURNS	NO	YDS	AVG	FC	LG	TD				
R. Droughns	3	58	19.3	0	27	0	R. Jenkins	5	108	21.6	0	36	0	R. Droughns	3	58	19.3	0	27	0				
S. Montgomery	2	32	16.0	0	18	0	(TOUCHBACK)	1	0	0.0	0	0	0	S. Montgomery	2	32	16.0	0	18	0				
P. Hape	1	16	16.0	0	16	0							P. Hape	1	16	16.0	0	16	0					
(OUT OF BOUNDS)	1	0	0.0	0	0	0							(OUT OF BOUNDS)	1	0	0.0	0	0	0					
Returns	6	106	17.7	0	27	0	Returns	5	108	21.6	0	36	0	Returns	6	106	17.7	0	27	0				
Denver Broncos	Own	Rec.	Yds	TD	FF	Opp. Rec.	Yds	TD	Out Bnds	San Diego Chargers	Own	Rec.	Yds	TD	FF	Opp. Rec.	Yds	TD	Out Bnds					
FUMBLES	Fum	Rec.	Yds	TD	FF	Opp. Rec.	Yds	TD	Out Bnds	FUMBLES	Fum	Rec.	Yds	TD	FF	Opp. Rec.	Yds	TD	Out Bnds					
D. O'Neal	1	1	0	0	0	0	0	0	0	D. Scott	0	0	0	0	1	0	0	0	0					
S. Beuerlein	1	0	0	0	0	0	0	0	0	A. Dingle	0	0	0	0	1	1	0	0	0					
Total	2	1	0	0	0	0	0	0	0	Total	0	0	0	0	1	1	0	0	0					



**Weather:** Cloudy, 42°, Wind W 13 mph • **Attendance:** 78,521 • **Time:** 2:40

The Broncos dropped their third straight game-and fourth in their last five-falling to the New York Jets 19-13 in front of 78,521 at Giants Stadium in East Rutherford, N.J.

Denver got on the board first, courtesy of a Jason Elam 22-yard field goal, following an impressive 14-play, 68-yard opening drive that lasted 8:01. New York answered with its own impressive 13-play, 68-yard drive that resulted in a 1-yard Curtis Martin touchdown run. Kavika Pittman blocked the extra point to hold the Jets lead to 6-3 early in the second quarter. Denver's ensuing possession was capped by Elam's second field goal of the day, a 23-yarder to tie the game at 6.

After the Broncos' defense held New York to two consecutive punts, Denver got the ball with 1:36 left in the first half, drove down the field, and with 11 seconds remaining, Brian Griese hit Ashley Lelie for a 10-yard touchdown pass, the first of Lelie's career, to give the Broncos a 13-6 lead at halftime. Denver dominated the first-half statistics, topping the Jets in yards (254-121), first downs (14-6), and time of possession (20:24-9:36). The Broncos drove to the Jets' 5, 5, 10 and 30 on its four first-half possession, but managed just a touchdown and two field goals.

The Jets' opening drive of the second half resulted in a John Hall 43-yard field goal to pull New York to within four at 13-9. Denver reached New York's 15 and 28 yards lines on its next two drives, but Elam missed field goals in difficult, windy conditions to squelch both drives. The Jets took over at their own 36-yard line after the second miss and drove for a touchdown, on a Chad Pennington-to-Laveranues Coles 28 yard pass for a 16-13 lead. After Hall added a second field goal with 5:56 remaining, Denver mounted what looked to be a promising go-ahead drive, converting four straight times on third down, and moving from its own 21-yard line to the Jets' 23 with 1:32 remaining. But on first down, Griese was intercepted by Jon McGraw at the Jets' 2-yard line as he tried to hit Rod Smith, sealing the Jets' 19-13 win.

Griese finished the game with 266 yards, one touchdown and one interception, on 28-of-37 passing (75.7%) in his first game back since missing two games with a sprained left knee. Portis led all rushers with 103 yards on 24 carries for his sixth 100-yard game of the season, tying Mike Anderson's franchise rookie record. Deltha O'Neal moved into fourth place in career punt return yardage by a Bronco, Shannon Sharpe posted the 16th 100-yard game of his career and Rod Smith passed Lionel Taylor (543) for second place in career receptions by a Bronco.

**OFFICIALS**

**Referee** — Tom White (123); **Umpire** — Jim Quirk (5); **Head Linesman** — Ed Camp (134); **Line Judge** — Dave Anderson (81); **Field Judge** — Boris Cheek (41); **Side Judge** — Joe Larrew (73); **Back Judge** — Bob Lawing (17); **Replay** — Bob Boylston

**STARTING LINEUPS**

Denver Broncos				New York Jets			
Offense		Defense		Offense		Defense	
WR 80	R. Smith	LE 93	T. Pryce	WR 87	L. Coles	LE 92	S. Ellis
LT 74	E. Salaam	LT 91	L. Dalton	LT 69	J. Fabini	LT 91	J. Evans
LG 79	S. Herndon	RT 91	C. McGlockton	LG 79	D. Szott	NT 72	J. Ferguson
C 50	B. Hamilton	RE 95	K. Pittman	C 68	K. Mawae	RE 94	J. Abraham
RG 62	D. Neil	WLB 52	I. Gold	RG 77	R. Thomas	SLB 57	M. Lewis
RT 78	M. Lepsis	MLB 56	A. Wilson	RT 67	K. McKenzie	MLB 55	M. Jones
TE 84	S. Sharpe	SLB 51	J. Mobley	TE 88	A. Becht	WLB 56	S. Cowart
WR 87	E. McCaffrey	LCB 24	D. O'Neal	WR 80	W. Chrebet	LCB 29	D. Abraham
QB 14	B. Griese	RCB 25	D. Walker	QB 10	C. Pennington	RCB 24	R. Mickens
RB 26	C. Portis	SS 28	K. Kennedy	RB 28	C. Martin	SS 42	S. Barnes
FB 38	M. Anderson	FS 43	I. Reese	FB 20	R. Anderson	FS 22	D. Robinson
<b>DENVER SUBSTITUTIONS:</b> K 1 J. Elam, P/K 4 M. Knorr, QB 11 S. Buerlein, RB 22 O. Gary, CB 23 W. Middlebrooks, CB 31 K. Herndon, CB 33 J. Spencer, RB 34 R. Droughns, CB 37 T. Poole, S 42 S. Brandon, TE/LB 48 M. Leach, LB 55 K. Burns, LB 59 D. Spragan, T 71 B. Brockeremeyer, DT 75 M. Pope, WR 82 H. Haygood, WR 85 A. Lelie, TE 86 P. Hape, TE 89 D. Carswell, DE 92 B. Berry, DE 97 K. Washington, DT 99 M. Reagor. <b>DID NOT PLAY:</b> G 64 L. Friedman. <b>INACTIVE:</b> QB 17 J. Jackson, RB 21 K. Coleman, CB 35 L. Walls, T 65 C. Carlisle, G 69 M. Moore, WR 83 S. Montgomery, TE 88 J. Putzier, DT 96 D. Davis.							

FIELD GOALS (made (___) & missed)				J. Hall (43) (21)			
J. Elam	(22)	(23)	33WL 46SH				
				1	2	3	4
VISITOR	Denver Broncos			3	10	0	0
HOME	New York Jets			0	6	3	10
				OT			
				13			
				19			
SCORE				Visitor			
Team	Qtr	Clock Time	PLAY DESCRIPTION (Extra Point) (Drive Info)	Visitor	Home		
BRONCOS	1	6:59	J. Elam 22 yd. Field Goal (14-68, 8:01)	3	0		
JETS	2	14:57	C. Martin 1 yd. run (kick blocked) (13-76, 7:02)	3	6		
BRONCOS	2	8:34	J. Elam 23 yd. Field Goal (13-60, 6:23)	6	6		
BRONCOS	2	0:11	A. Lelie 10 yd. pass from B. Griese (J. Elam kick) (8-67, 1:36)	13	6		
JETS	3	10:21	J. Hall 43 yd. Field Goal (9-30, 4:39)	13	9		
JETS	4	14:43	L. Coles 28 yd. pass from C. Pennington (J. Hall kick) (8-64, 3:25)	13	16		
JETS	4	5:56	J. Hall 21 yd. Field Goal (14-72, 7:19)	13	19		

**FINAL BRONCOS DEFENSIVE STATISTICS***(Based on coaches' film review)*

Player	UT	A	TT	S-yds	I-yds	PD	FF	FR	Player	UT	A	TT	S-yds	I-yds	PD	FF	FR
I. Gold	7	2	9	1-10	0-0	1	0	0	L. Dalton	2	1	3	0-0	0-0	0	0	0
A. Wilson	7	2	9	1-5	0-0	1	0	0	T. Poole	2	0	2	0-0	0-0	0	0	0
J. Mobley	6	0	6	0-0	0-0	0	0	0	M. Pope	1	1	2	0-0	0-0	0	0	0
D. Walker	5	0	5	0-0	0-0	0	0	0	B. Berry	0	0	1	0-5	0-0	0	0	0
D. O'Neal	4	1	5	0-0	0-0	1	0	0	S. Brandon	0	0	0	0-0	0-0	0	0	0
K. Pittman	4	1	5	0-0	0-0	0	0	0	M. Reagor	0	0	0	0-0	0-0	0	0	0
T. Pryce	3	2	5	0-0	0-0	0	0	0	J. Spencer	0	0	0	0-0	0-0	0	0	0
K. Kennedy	3	1	4	0-0	0-0	0	0	0	K. Washington	0	0	0	0-0	0-0	0	0	0
I. Reese	3	1	4	0-5	0-0	0	0	0	<b>Team Totals</b>	<b>49</b>	<b>15</b>	<b>64</b>	<b>3-27</b>	<b>0-0</b>	<b>4</b>	<b>0</b>	<b>0</b>
C. McGlockton	2	2	4	0-0	0-0	1	0	0									

**FINAL INDIVIDUAL STATISTICS**

Denver Broncos										New York Jets											
RUSHING	ATT	YDS	AVG	LG	TD					RUSHING	ATT	YDS	AVG	LG	TD						
C. Portis	24	103	4.3	10	0					C. Martin	18	57	3.2	11	1						
B. Griese	3	5	1.7	3	0					C. Pennington	3	4	1.3	2	0						
M. Anderson	1	3	3.0	3	0					L. Coles	1	3	3.0	3	0						
O. Gary	1	0	0.0	0	0					Total	22	64	2.9	11	1						
Total	29	111	3.8	10	0																
PASSING	ATT	CMP	YDS	TKD/YO	TD	LG	IN	Rtg.		PASSING	ATT	CMP	YDS	TKD/YO	TD	LG	IN	Rtg.			
B. Griese	37	28	266	2/8	1	22	1	92.8		C. Pennington	30	19	244	3/27	1	34	0	99.9			
Total	37	28	266	2/8	1	22	1	92.8		Total	30	19	244	3/27	1	34	0	99.9			
PASS RECEIVING		NO	YDS	AVG	LG	TD					PASS RECEIVING		NO	YDS	AVG	LG	TD				
S. Sharpe		9	100	11.1	22	0					L. Coles		6	126	21.0	34	1				
R. Smith		6	38	6.3	9	0					W. Chrebet		5	69	13.8	19	0				
A. Lelie		3	38	12.7	16	1					C. Martin		3	9	3.0	10	0				
E. McCaffrey		3	32	10.7	15	0					A. Becht		2	22	11.0	14	0				
O. Gary		3	23	7.7	13	0					S. Moss		1	9	9.0	9	0				
C. Portis		3	22	7.3	12	0					R. Anderson		1	6	6.0	6	0				
M. Anderson		1	13	13.0	13	0					J. Sowell		1	3	3.0	3	0				
Total		28	266	9.5	22	1					Total		19	244	12.8	34	1				
INTERCEPTIONS		NO	YDS	AVG	LG	TD					INTERCEPTIONS		NO	YDS	AVG	LG	TD				
Total		0	0	0.0	0	0					J. McGraw		1	0	0.0	0	0				
PUNTING		NO	YDS	AVG	TB	IN20	LG				PUNTING		NO	YDS	AVG	TB	IN20	LG			
M. Knorr		1	44	44.0	0	0	44				M. Turk		3	103	34.3	0	0	39			
Total		1	44	44.0	0	0	44				Total		3	103	34.3	0	0	39			
PUNT RETURNS		NO	YDS	AVG	FC	LG	TD				PUNT RETURNS		NO	YDS	AVG	FC	LG	TD			
D. O'Neal		1	9	9.0	0	9	0				S. Moss		0	0	0.0	1	0	0			
(DOWNED)		2	0	0.0	0	0	0				Returns		0	0	0.0	1	0	0			
Returns		1	9	9.0	0	9	0														
KICKOFF RETURNS		NO	YDS	AVG	FC	LG	TD				KICKOFF RETURNS		NO	YDS	AVG	FC	LG	TD			
R. Droughns		3	86	28.7	0	45	0				C. Morton		3	69	23.0	0	25	0			
M. Anderson		2	39	19.5	0	23	0				C. Baker		1	8	8.0	0	8	0			
Returns		5	125	25.0	0	45	0				Returns		4	77	19.3	0	25	0			
Denver Broncos FUMBLES		Own	Rec.	Yds	TD	FF	Opp. Rec.	Yds	TD	Out Bnds	New York Jets FUMBLES		Own	Rec.	Yds	TD	FF	Opp. Rec.	Yds	TD	Out Bnds
Total		Fum	0	0	0	0	0	0	0	0	Total		Fum	0	0	0	0	0	0	0	0

**FINAL TEAM STATISTICS**

	VISITOR BRONCOS	HOME JETS
TOTAL FIRST DOWNS	21	18
By Rushing	9	4
By Passing	11	14
By Penalty	1	0
THIRD DOWN EFFICIENCY	9-15-60%	7-13-54%
FOURTH DOWN EFFICIENCY	0-1-0%	0-0-0%
TOTAL NET YARDS	369	281
Total Offensive Plays (inc. times thrown passing)	68	55
Average gain per offensive play	5.4	5.1
NET YARDS RUSHING	111	64
Total Rushing Plays	29	22
Average gain per rushing play	3.8	2.9
Tackles for a loss – number and yards	0-0	2-3
NET YARDS PASSING	258	217
Times thrown – yards lost attempting to pass	2-8	3-27
Gross yards passing	266	244
PASS ATTEMPTS-COMPLETIONS-HAD INTERCEPTED	37-28-1	30-19-0
Average gain per pass play (inc. # thrown passing)	6.6	6.6
KICKOFFS Number-In End Zone-Touchbacks	4-0-0	5-1-0
PUNTS Number and Average	1-44.0	3-34.3
Had Blocked	0	0
FGs – PATs Had Blocked	0-0	0-1
Net punting average	44.0	31.3
TOTAL RETURN YARDAGE (Not Including Kickoffs)	9	0
No. and Yards Punt Returns	1-9	0-0
No. and Yards Kickoff Returns	5-125	4-77
No. and Yards Interception Returns	0-0	1-0
PENALTIES Number and Yards	5-55	1-15
FUMBLES Number and Lost	0-0	0-0
TOUCHDOWNS	1	2
Rushing	0	1
Passing	1	1
EXTRA POINTS Made-Attempts	1-1	1-2
Kicking Made-Attempts	1-1	1-2
FIELD GOALS Made-Attempts	2-4	2-2
RED ZONE EFFICIENCY	1-4-25%	1-3-33%
GOAL TO GO EFFICIENCY	0-1-0%	1-2-50%
SAFETIES	0	0
FINAL SCORE	13	19
TIME OF POSSESSION	32:33	27:27

14

## DENVER 31, KANSAS CITY 24

Sun., Dec. 15, 2002 • 2:05 p.m. MST • INVESCO Field at Mile High • Denver



Weather: Mostly Cloudy, 54°, Wind SW 3 mph • Attendance: 75,947 • Time: 3:20

Denver got back on the winning track by defeating Kansas City 31-24, in front of 75,947 at INVESCO Field at Mile High, to sweep the season series. The Broncos swept the Kansas City series for the first time since 1998, and had 989 yards of total offense (338 rush, 651 pass) in the two wins.

Denver got off to a quick start, scoring just three minutes into the game on a Clinton Portis career-long 51-yard touchdown run. After forcing the Chiefs to punt on their first two series of the game, Portis added his second touchdown of the day on a 3-yard run to give the Broncos a 14-0 lead late in the first quarter.

Both teams went scoreless in the second quarter, though Denver came close, mounting what would have been their longest scoring drive of the season, 19 plays covering 9:54 on the clock. But it was dashed when Portis fumbled on the 1-yard line, leaving the halftime score 14-0.

The two teams punted on their opening drives of the second half, but on Kansas City's second possession, Trent Green hit Dante Hall for a 75-yard touchdown play to cut the lead to 14-7. The Broncos answered with two more Portis touchdowns on their next two drives, the first on a 1-yard run, and then a career-long 66-yard pass play from Brian Griese, to put Denver up 28-7 late in the third quarter. After a Griese pass was intercepted by Mike Maslowski in the Kansas City 29-yard line, Michael Cloud scored on a 4-yard run to cap the 5-play, 69-yard drive to make the score 28-14 at the start of the fourth quarter.

Denver increased its lead to 31-14 on a Jason Elam 30-yard field goal with 10 minutes remaining. Kansas City made a late run, scoring 10 unanswered points, but the Broncos were able to hold on to garner the victory.

Portis had a career day, rushing for 130 yards on 21 carries, and adding a career-high 75 yards receiving and one touchdown on three receptions. He tied the franchise record with his four touchdowns, including a career-high three rushing scores, matched the franchise record for points in a game (24). Portis accumulated a career-high 205 all-purpose yards and posted his seventh 100-yard game of the season to set a franchise rookie record. Griese finished the game with 297 yards, one touchdown and one interception, on 18-of-26 passing (69.2%), while rookie wide receiver Ashley Lelie posted a career-high 68 receiving yards.

## OFFICIALS

Referee — Bill Carollo (63); Umpire — Brian Balliet (48); Head Linesman — Paul Weidner (87); Line Judge — Ben Montgomery (117);

Field Judge — Steve Zimmer (33); Side Judge — John Parry (132); Back Judge — Bob Waggoner (25); Replay — Dick Creed

## STARTING LINEUPS

Kansas City Chiefs						Denver Broncos					
Offense			Defense			Offense			Defense		
WR	87	E. Kennison	LE	98	E. Hicks	WR	80	R. Smith	LE	93	T. Pryce
LT	77	W. Roaf	LT	93	J. Browning	LT	74	E. Salaam	LT	99	M. Reagor
LG	54	B. Waters	NT	95	D. Ransom	LG	79	S. Herndon	RT	91	C. McGlockton
C	62	C. Wiegmann	RE	99	D. Clemons	C	50	B. Hamilton	RE	95	K. Pittman
RG	68	W. Shields	LOLB	51	S. Fujita	RG	62	D. Neil	WLB	52	I. Gold
RT	76	J. Tait	MLB	53	M. Patton	RT	78	M. Lepsis	MLB	56	A. Wilson
TE	88	T. Gonzalez	ROLB	57	M. Maslowski	TE	84	S. Sharpe	SLB	51	J. Mobley
WR	85	M. Boerigter	LCB	44	E. Warfield	WR	87	E. McCaffrey	LCB	37	T. Poole
QB	10	T. Green	RCB	24	W. Bartee	QB	14	B. Griese	RCB	25	D. Walker
RB	31	P. Holmes	SS	25	G. Wesley	RB	26	C. Portis	SS	28	K. Kennedy
FB	49	T. Richardson	FS	42	S. Harts	TE	89	D. Carswell	FS	43	I. Reese

**DENVER SUBSTITUTIONS:** K 1 J. Elam, P/K 4 M. Knorr, QB 11 S. Beuerlein, RB 22 O. Gary, CB 23 W. Middlebrooks, CB 24 D. O'Neal, CB 31 K. Herndon, CB 33 J. Spencer, RB 34 R. Droughns, FB 38 M. Anderson, S 42 S. Brandon, TE/LB 48 M. Leach, LB 55 K. Burns, LB 59 D. Spragan, T 71 B. Brockermeyer, DT 75 M. Pope, WR 83 S. Montgomery, WR 85 A. Lelie, TE 86 P. Hape, DE 92 B. Berry, DT 94 L. Dalton, DE 97 K. Washington, **DID NOT PLAY:** G 64 L. Friedman, **INACTIVE:** QB 17 J. Jackson, RB 21 K. Coleman, CB 35 L. Wallis, FB 39 K. Johnson, T 65 C. Carlisle, WR 82 H. Haygood, TE 88 J. Putzier, DT 96 D. Davis.

FIELD GOALS (made (___) & missed)									
M. Andersen		43WR (21)		J. Elam		(30)			
				1	2	3	4	OT	TOTAL
VISITOR	Kansas City Chiefs			0	0	14	10	—	24
HOME	Denver Broncos			14	0	14	3	—	31

PLAY DESCRIPTION (Extra Point) (Drive Info)									
Team	Qtr	Clock	Time	PLAY DESCRIPTION (Extra Point) (Drive Info)	Visitor	Home	Score	Visitor	Home
BRONCOS	1	12:01		C. Portis 51 yd. run (J. Elam kick) (6-79, 2:59)	0	7			
BRONCOS	1	0:33		C. Portis 3 yd. run (J. Elam kick) (6-67, 2:55)	0	14			
CHIEFS	3	11:28		D. Hall 75 yd. pass from T. Green (M. Andersen kick) (2-75, 0:24)	7	14			
BRONCOS	3	6:32		C. Portis 1 yd. run (J. Elam kick) (10-68, 4:56)	7	21			
BRONCOS	3	3:53		C. Portis 66 yd. pass from B. Griese (J. Elam kick) (1-66, 0:15)	7	28			
CHIEFS	3	0:00		M. Cloud 4 yd. run (M. Andersen kick) (5-69, 2:10)	14	28			
BRONCOS	4	10:07		J. Elam 30 yd. Field Goal (9-54, 4:53)	14	31			
CHIEFS	4	8:15		D. Hall 49 yd. pass from T. Green (M. Andersen kick) (7-80, 1:52)	21	31			
CHIEFS	4	2:25		M. Andersen 21 yd. Field Goal (9-38, 4:31)	24	31			

## FINAL BRONCOS DEFENSIVE STATISTICS

(Based on coaches' film review)

Player	UT	A	TT	S-yds	I-yds	PD	FF	FR	Player	UT	A	TT	S-yds	I-yds	PD	FF	FR
A. Wilson	12	4	16	0-0	0-0	0	0	0	C. McGlockton	1	0	1	0-0	0-0	0	0	0
I. Gold	3	13		1-1	0-0	1	0	0	D. O'Neal	1	0	1	0-0	0-0	0	0	0
J. Mobley	19	2	11	0-0	0-0	0	1	0	K. Pittman	1	0	1	0-0	0-0	0	0	0
T. Poole	8	1	9	0-0	0-0	2	0	0	M. Pope	1	0	1	0-0	0-0	0	0	0
D. Walker	7	1	8	0-0	0-0	1	0	0	B. Berry	0	0	0	0-0	0-0	0	0	0
I. Reese	3	1	4	0-0	0-0	0	0	0	L. Dalton	0	0	0	0-0	0-0	0	0	0
K. Kennedy	2	2	4	0-0	0-0	1	0	0	K. Herndon	0	0	0	0-0	0-0	0	0	0
S. Brandon	3	0	3	0-0	0-0	1	0	0	J. Spencer	0	0	0	0-0	0-0	1	0	0
T. Pryce	2	1	3	0-0	0-0	0	0	0	K. Washington	0	0	0	0-0	0-0	0	0	0
M. Reagor	1	1	2	0-0	0-0	0	0	0	<b>Team Totals</b>	<b>61</b>	<b>16</b>	<b>77</b>	<b>1-1</b>	<b>0-0</b>	<b>7</b>	<b>1</b>	<b>0</b>

## FINAL INDIVIDUAL STATISTICS

Kansas City Chiefs											Denver Broncos										
RUSHING	ATT	YDS	AVG	LG	TD	RUSHING	ATT	YDS	AVG	LG	TD										
P. Holmes	18	161	8.9	56	0	C. Portis	21	130	6.2	51t	3										
M. Cloud	5	15	3.0	9	1	M. Anderson	12	59	4.9	13	0										
T. Green	2	9	4.5	5	0	B. Griese	2	8	4.0	7	0										
T. Richardson	1	0	0.0	0	0																
Total	26	185	7.1	56	1	Total	35	197	5.6	51t	3										
PASSING	ATT	CMP	YDS	TKD/ YD	TD	LG	IN	Rtg.	PASSING	ATT	CMP	YDS	TKD/ YD	TD	LG	IN	Rtg.				
T. Green	42	18	310	1/1	2	75t	0	84.4	B. Griese	26	18	297	2/12	1	66t	1	104.2				
Total	42	18	310	1/1	2	75t	0	84.4	Total	26	18	297	2/12	1	66t	1	104.2				
PASS RECEIVING		NO	YDS	AVG	LG	TD	PASS RECEIVING		NO	YDS	AVG	LG	TD								
D. Hall		5	143	28.6	75t	2	S. Sharpe		5	31	6.2	9	0								
E. Kennison		4	69	17.3	23	0	R. Smith		3	83	27.7	46	0								
T. Gonzalez		4	58	14.5	25	0	C. Portis		3	75	25.0	66t	1								
P. Holmes		2	22	11.0	16	0	A. Lelie		2	68	34.0	40	0								
T. Richardson		2	14	7.0	12	0	M. Anderson		2	19	9.5	10	0								
M. Minnis		1	4	4.0	4	0	E. McCaffrey		2	11	5.5	6	0								
							D. Carswell		1	10	10.0	10	0								
Total		18	310	17.2	75t	2	Total		18	297	16.5	66t	1								
INTERCEPTIONS		NO	YDS	AVG	LG	TD	INTERCEPTIONS		NO	YDS	AVG	LG	TD								
M. Maslowski		1	2	2.0	2	0			0	0	0.0	0	0								
Total		1	2	2.0	2	0	Total		0	0	0.0	0	0								
PUNTING	NO	YDS	AVG	TB	IN20	LG	PUNTING	NO	YDS	AVG	TB	IN20	LG								
D. Stryzinski	5	214	42.8	0	1	49	M. Knorr	3	124	41.3	0	0	59								
Total	5	214	42.8	0	1	49	Total	3	124	41.3	0	0	59								
PUNT RETURNS	NO	YDS	AVG	FC	LG	TD	PUNT RETURNS	NO	YDS	AVG	FC	LG	TD								
D. Hall	1	16	16.0	0	16	0	D. O'Neal	4	24	6.0	0	15	0								
(DOWNED)	2	0	0.0	0	0	0	(DOWNED)	1	0	0.0	0	0	0								
Returns	1	16	16.0	0	16	0	Returns	4	24	6.0	0	15	0								
KICKOFF RETURNS	NO	YDS	AVG	FC	LG	TD	KICKOFF RETURNS	NO	YDS	AVG	FC	LG	TD								
D. Hall	5	100	20.0	0	31	0	R. Droughns	4	97	24.3	0	29	0								
(TOUCHBACK)	1	0	0.0	0	0	0	(TOUCHBACK)	1	0	0.0	0	0	0								
Returns	5	100	20.0	0	31	0	Returns	4	97	24.3	0	29	0								
Kansas City Chiefs	Own						Denver Broncos	Own													
FUMBLES	Fum	Rec.	Yds	TD	FF	Opp. Rec.	FUMBLES	Fum	Rec.	Yds	TD	FF	Opp. Rec.								
T. Richardson	1	0	0	0	0	0	C. Portis	2	0	0	0	0	0								
M. Minnis	0	1	0	0	0	0	J. Mobley	0	0	0	0	1	0								
M. Maslowski	0	0	0	0	1	0						0	0								
D. Ransom	0	0	0	0	1	0						0	0								
E. Hicks	0	0	0	0	0	1						0	0								
G. Wesley	0	0	0	0	0	1						0	0								
Total	1	1	0	0	2	2	Total	2	0	0	0	1	0								

**Weather:** Mostly Cloudy, 56°, Wind NW 13 mph • **Attendance:** 62,592 • **Time:** 3:17

The Broncos dropped a key divisional game to Oakland 28-16 at Network Associates Coliseum in front of 62,592 and a national television audience on CBS. The loss prevented Denver from securing a chance to win the AFC West title, and left the team clinging to hopes of a Wild Card spot with one game remaining.

The Raiders jumped out to a 21-0 lead by early in the second quarter, taking advantage of two Denver turnovers, and began all three scoring drives in Broncos territory. Zack Crockett (1 yard) and Rich Gannon (3 yards) provided the first two scores on the ground, and Gannon hit Charlie Garner with an 8-yard pass for the third touchdown. Brian Griese re-injured his left knee late in the second quarter, and was replaced by Steve Beuerlein, who led the Broncos on an 8-play, 91-yard drive to set up Jason Elam's 25-yard field goal at the end of the first half.

The Denver defense held Oakland to a punt on its first possession of the second half, and the Broncos offense responded with an 11-play, 80-yard touchdown drive to cut the deficit to 21-10 with 5:17 remaining in the third quarter. Beuerlein scored on a 1-yard run to punctuate Denver's longest drive of the game. Two series later, Denver added another touchdown when Clinton Portis scored on a 2-yard run to cap a 3-play, 32-yard drive, but the two-point conversion attempt failed and the Broncos trailed 21-16 early in the fourth quarter. Deltha O'Neal's 44-yard punt return set up Denver's favorable field position.

But that was as close as they would get, as Denver failed to capitalize on two second-half Oakland turnovers, the first two obtained by the Broncos in 14 quarters of play. The Raiders padded their lead with 6:58 remaining when Zack Crockett scored on a 1-yard run to produce the final score of 28-16.

Beuerlein finished the game with 234 yards and one interception, on 13-of-28 passing (46.4%). Portis finished the day with 52 yards rushing on 12 carries. His touchdown run in the third quarter tied Mike Anderson's franchise record for most touchdowns by a rookie with 15. Ashley Lelie led all receivers with his first 100-yard receiving game, totaling a career-high 106 yards on 4 catches.

**OFFICIALS**

**Referee** — Gerald Austin (34); **Umpire** — Tony Michalek (115); **Head Linesman** — John Schleyer (21); **Line Judge** — Carl Johnson (101); **Field Judge** — Scott Edwards (3); **Side Judge** — Rick Patterson (15); **Back Judge** — Jim Howey (37); **Replay** — Bill McCabe

**STARTING LINEUPS**

Denver Broncos						Oakland Raiders					
Offense			Defense			Offense			Defense		
WR 80	R. Smith	LE 93	T. Pryce	WR 80	T. Brown	DE 93	T. Armstrong	DE 93	T. Armstrong		
LT 74	E. Salaam	LT 75	M. Pope	LT 65	B. Sims	DT 95	S. Adams	DT 95	S. Adams		
LG 79	S. Herndon	RE 92	B. Berry	LG 73	F. Middleton	DT 97	J. Parrella	DT 97	J. Parrella		
C 50	B. Hamilton	WLB 52	I. Gold	C 63	B. Robbins	DE 99	D. Grant	DE 99	D. Grant		
RG 62	D. Neil	MLB 56	A. Wilson	RG 79	M. Collins	OLB 50	E. Barton	OLB 50	E. Barton		
RT 78	M. Lepsis	SLB 51	J. Mobley	RT 72	L. Kennedy	MLB 58	N. Harris	MLB 58	N. Harris		
TE 84	S. Sharpe	CB 37	T. Poole	TE 86	R. Williams	OLB 53	B. Romanowski	OLB 53	B. Romanowski		
WR 87	E. McCaffrey	LCB 24	D. O'Neal	WR 80	J. Rice	CB 24	T. Shaw	CB 24	T. Shaw		
QB 14	B. Griese	RCB 25	D. Walker	QB 12	R. Gannon	CB 38	C. Love	CB 38	C. Love		
RB 26	C. Portis	SS 28	K. Kennedy	RB 25	C. Garner	SS 33	A. Dorsett	SS 33	A. Dorsett		
FB 38	M. Anderson	FS 43	I. Reese	FB 40	J. Ritchie	FS 26	R. Woodson	FS 26	R. Woodson		

**DENVER SUBSTITUTIONS:** K 1 J. Elam, P/K 4 M. Knorr, QB 11 S. Beuerlein, RB 22 O. Gary, CB 23 W. Middlebrooks, CB 33 J. Spencer, RB 34 R. Droughns, CB 35 L. Walls, S 42 S. Brandon, TE/LS 48 M. Leach, LB 55 K. Burns, LB 59 D. Spragan, T 71 B. Brockermeyer, WR 83 S. Montgomery, WR 85 A. Lelie, TE 86 P. Hape, TE 89 D. Carswell, DT 91 C. McGlockton, DT 94 L. Dalton, DE 95 K. Pittman, DE 97 K. Washington, DT 99 M. Reagar. **DID NOT PLAY:** G 64 L. Friedman, **INACTIVE:** QB 17 J. Jackson, RB 21 K. Coleman, CB 31 K. Herndon, FB 39 K. Johnson, T 65 C. Carlisle, WR 82 H. Haygood, TE 88 J. Putzier, DT 96 D. Davis.

**FIELD GOALS (made (\_\_\_) & missed)**

		1	2	3	4	OT	TOTAL
VISITOR	Denver Broncos	0	3	7	6	—	16
HOME	Oakland Raiders	14	7	0	7	—	28

Team	Qtr	Clock Time	PLAY DESCRIPTION (Extra Point) (Drive Info)						SCORE	
									Visitor	Home
RAIDERS	1	11:27	Z. Crockett 1 yd. run (S. Janikowski kick) (6-46, 2:38)						0	7
RAIDERS	1	4:14	R. Gannon 3 yd. run (S. Janikowski kick) (8-38, 4:13)						0	14
RAIDERS	2	12:49	C. Garner 8 yd. pass from R. Gannon (S. Janikowski kick) (5-25, 2:14)						0	21
BRONCOS	2	0:02	J. Elam 25 yd. Field Goal (8-91, 1:48)						3	21
BRONCOS	3	5:17	S. Beuerlein 1 yd. run (J. Elam kick) (11-80, 6:03)						10	21
BRONCOS	4	14:57	C. Portis 2 yd. run (pass failed) (3-32, 0:40)						16	21
RAIDERS	4	6:58	Z. Crockett 1 yd. run (S. Janikowski kick) (6-57, 3:31)						16	28

**FINAL BRONCOS DEFENSIVE STATISTICS***(Based on coaches' film review)*

Player	UT	A	TT	S-yds	I-yds	PD	FF	FR	Player	UT	A	TT	S-yds	I-yds	PD	FF	FR
A. Wilson	14	2	16	0-0	0-0	0	0	0	M. Pope	3	0	3	2-7	0-0	0	0	0
I. Gold	12	1	13	1-3	0-0	0	1	0	B. Berry	2	0	2	1-5	0-0	0	0	1
T. Poole	8	0	8	0-0	0-0	0	0	0	S. Brandon	2	0	2	0-0	0-0	0	0	0
J. Mobley	6	2	8	0-0	0-0	0	0	0	L. Dalton	1	1	2	0-0	0-0	1	0	0
I. Reese	6	0	6	0-0	0-0	0	0	0	D. O'Neal	1	1	2	0-0	0-0	0	0	0
T. Pryce	5	0	5	0-0	0-0	0	0	0	D. Walker	1	1	2	0-0	0-0	1	0	0
K. Kennedy	4	0	4	0-0	0-0	0	0	0	M. Reagar	0	0	0	0-0	0-0	0	0	0
J. Spencer	4	0	4	0-0	0-0	0	0	0	K. Washington	0	0	0	0-0	0-0	0	0	0
C. McGlockton	2	2	4	0-0	0-0	0	0	0	<b>Team Totals</b>	<b>74</b>	<b>10</b>	<b>84</b>	<b>4-15</b>	<b>0-0</b>	<b>2</b>	<b>1</b>	<b>1</b>
K. Pittman	3	0	3	0-0	0-0	0	0	0									

**FINAL INDIVIDUAL STATISTICS**

Denver Broncos							Oakland Raiders						
RUSHING	ATT	YDS	AVG	LG	TD		RUSHING	ATT	YDS	AVG	LG	TD	
C. Portis	12	52	4.3	13	1		T. Wheatley	18	61	3.4	17	0	
M. Anderson	3	20	6.7	11	0		C. Garner	7	61	8.7	20	0	
S. Beuerlein	2	9	4.5	8	1		Z. Crockett	7	7	1.0	2	2	
O. Gary	1	0	0.0	0	0		R. Gannon	5	7	1.4	3t	1	
<b>Total</b>	<b>18</b>	<b>81</b>	<b>4.5</b>	<b>13</b>	<b>2</b>		<b>Total</b>	<b>37</b>	<b>136</b>	<b>3.7</b>	<b>20</b>	<b>3</b>	

PASSING	TKD/							PASSING	TKD/								
	ATT	CMP	YDS	YD	TD	LG	IN		Rtg.	ATT	CMP	YDS	YD	TD	LG	IN	Rtg.
S. Beuerlein	28	13	234	4/26	0	48	1	60.7	R. Gannon	27	18	201	4/15	1	37	0	101.0
B. Griese	15	7	48	2/13	0	15	2	14.7									
Total	43	20	282	6/39	0	48	3	39.1	Total	27	18	201	4/15	1	37	0	101.0

PASS RECEIVING	NO	YDS	AVG	LG	TD		PASS RECEIVING	NO	YDS	AVG	LG	TD	
S. Sharpe	7	84	12.0	30	0		C. Garner	8	91	11.4	37	1	
R. Smith	5	64	12.8	24	0		T. Brown	6	79	13.2	27	0	
A. Lelie	4	106	26.5	48	0		J. Rice	3	25	8.3	10	0	
E. McCaffrey	3	23	7.7	15	0		J. Porter	1	6	6.0	6	0	
C. Portis	1	5	5.0	5	0		<b>Total</b>	<b>18</b>	<b>201</b>	<b>11.2</b>	<b>37</b>	<b>1</b>	
<b>Total</b>	<b>20</b>	<b>282</b>	<b>14.1</b>	<b>48</b>	<b>0</b>								

INTERCEPTIONS	NO	YDS	AVG	LG	TD		INTERCEPTIONS	NO	YDS	AVG	LG	TD	
							R. Woodson	1	16	16.0	16	0	
							E. Barton	1	3	3.0	3	0	
							T. Armstrong	1	0	0.0	0	0	
<b>Total</b>	<b>0</b>	<b>0</b>	<b>0.0</b>	<b>0</b>	<b>0</b>		<b>Total</b>	<b>3</b>	<b>19</b>	<b>6.3</b>	<b>16</b>	<b>0</b>	

PUNTING	NO	YDS	AVG	TB	IN20	LG	PUNTING	NO	YDS	AVG	TB	IN20	LG
M. Knorr	5	174	34.8	0	2	45	S. Lechler	6	244	40.7	3	1	51
<b>Total</b>	<b>5</b>	<b>174</b>	<b>34.8</b>	<b>0</b>	<b>2</b>	<b>45</b>	<b>Total</b>	<b>6</b>	<b>244</b>	<b>40.7</b>	<b>3</b>	<b>1</b>	<b>51</b>

PUNT RETURNS	NO	YDS	AVG	FC	LG	TD	PUNT RETURNS	NO	YDS	AVG	FC	LG	TD
D. O'Neal	1	44	44.0	0	44	0	T. Brown	0	0	0.0	4	0	0
(DOWNE)	1	0	0.0	0	0	0	(OUT OF BOUNDS)	1	0	0.0	0	0	0
(OUT OF BOUNDS)	1	0	0.0	0	0	0							
(TOUCHBACK)	3	0	0.0	0	0	0							
<b>Returns</b>	<b>1</b>	<b>44</b>	<b>44.0</b>	<b>0</b>	<b>44</b>	<b>0</b>	<b>Returns</b>	<b>0</b>	<b>0</b>	<b>0.0</b>	<b>4</b>	<b>0</b>	<b>0</b>

KICKOFF RETURNS	NO	YDS	AVG	FC	LG	TD	KICKOFF RETURNS	NO	YDS	AVG	FC	LG	TD
R. Droughns	3	76	25.3	0	30	0	M. Knight	4	79	19.8	0	26	0
O. Gary	1	13	13.0	0	13	0							
(TOUCHBACK)	1	0	0.0	0	0	0							
<b>Returns</b>	<b>4</b>	<b>89</b>	<b>22.3</b>	<b>0</b>	<b>30</b>	<b>0</b>	<b>Returns</b>	<b>4</b>	<b>79</b>	<b>19.8</b>	<b>0</b>	<b>26</b>	<b>0</b>

Denver Broncos	Fum	Own	Rec.	Yds	TD	FF	Rec.	Yds	TD	Out	Bnds
FUMBLES											
S. Beuerlein	1	1	0	0	0	0	0	0	0	0	0
I. Gold	0	0	0	0	1	0	0	0	0	0	0
D. Spragan	0	0	0	0	1	0	0	0	0	0	0
B. Berry	0	0	0	0	0	1	0	0	0	0	0
R. Droughns	0	0	0	0	0	1	0	0	0	0	0
<b>Total</b>	<b>1</b>	<b>1</b>	<b>0</b>	<b>0</b>	<b>2</b>	<b>2</b>	<b>0</b>	<b>0</b>	<b>0</b>	<b>0</b>	<b>0</b>

Oakland Raiders	Fum	Own	Rec.	Yds	TD	FF	Rec.	Yds	TD	Out	Bnds
FUMBLES											
R. Gannon	1	0	0	0	0	0	0	0	0	0	0
M. Knight	1	0	0	0	0	0	0	0	0	0	0
T. Armstrong	0	0	0	0	0	1	0	0	0	0	0
<b>Total</b>	<b>2</b>	<b>0</b>	<b>0</b>	<b>0</b>	<b>1</b>	<b>0</b>	<b>0</b>	<b>0</b>	<b>0</b>	<b>0</b>	<b>0</b>

**FINAL TEAM STATISTICS**

	VISITOR BRONCOS	HOME RAIDERS
TOTAL FIRST DOWNS	21	20
By Rushing	8	9
By Passing	13	11
By Penalty	0	0
THIRD DOWN EFFICIENCY	1-11-9%	8-15-53%
FOURTH DOWN EFFICIENCY	2-4-50%	0-0-0%
TOTAL NET YARDS	324	322
Total Offensive Plays (inc. times thrown passing)	67	68
Average gain per offensive play	4.8	4.7
NET YARDS RUSHING	81	136
Total Rushing Plays	18	37
Average gain per rushing play	4.5	3.7
Tackles for a loss — number and yards	0-0	3-11
NET YARDS PASSING	243	186
Times thrown — yards lost attempting to pass	6-39	4-15
Gross yards passing	282	201
PASS ATTEMPTS-COMPLETIONS-HAD INTERCEPTED	43-20-3	27-18-0
Average gain per pass play (inc. # thrown passing)	5.0	6.0
KICKOFFS Number-In End Zone-Touchbacks	4-0-0	5-2-1
PUNTS Number and Average	5-34.8	6-40.7
Had Blocked	0	0
FGs — PATs Had Blocked	0	0
Net punting average	34.8	23.3
TOTAL RETURN YARDAGE (Not Including Kickoffs)	44	19
No. and Yards Punt Returns	1-44	0-0
No. and Yards Kickoff Returns	4-89	4-79
No. and Yards Interception Returns	0-0	3-19
PENALTIES Number and Yards	7-48	5-40
FUMBLES Number and Lost	1-0	2-2
TOUCHDOWNS	2	4
Rushing	2	3
Passing	0	1
EXTRA POINTS Made-Attempts	1-2	4-4
Kicking Made-Attempts	1-1	4-4
Passing Made-Attempts	0-1	0-0
FIELD GOALS Made-Attempts	1-1	0-0
RED ZONE EFFICIENCY	2-3-67%	



**Weather:** Sunny, 57°, Wind W 6 mph • **Attendance:** 75,164 • **Time:** 2:57

The Broncos finished the season on a good note by defeating Arizona 37-7 in front of 75,164 at INVESCO Field at Mile High. They out gained the Cardinals 450-207 in the game, and 259-84 on the ground, to finish the season with a 5-3 home record.

Denver got off to a slow start, unable to get into the end zone in the first half, but managed get nine points on field goals of 44, 54, and 21 yards by Jason Elam. The Cardinals scored their only points of the game on a 1-yard pass from Jake Plummer to Kevin Kasper on the last play of the first half to narrow the margin to 9-7.

The Broncos dominated the second half by scoring on their first four possessions to outscore Arizona 28-0 in the half. The first score came on a 5-yard pass from Steve Beuerlein to Ashley Lelle to put the Broncos up 16-7 midway through the third quarter. Early in the fourth quarter, Denver scored again when Beuerlein hit Rod Smith on a 1-yard touchdown pass. Clinton Portis finished off his record-breaking day with touchdown runs of 4 and 12 yards to secure the 37-7 victory.

Portis rushed for a career-high 228 yards and two touchdowns on 24 carries, topping 100-yards in each half (8-120 and 16-108). His rushing total tied for the best rushing performance in the NFL in 2002 and tied the 16th-best rushing day in NFL history, and was the fourth-best single-game rushing performance by a rookie in NFL history. He broke the Broncos' rookie rushing record with 1,508 yards on 273 carries. It was also the fourth-best single-season performance in franchise history, and fifth-best by a rookie in NFL history. His 1,872 total yards from scrimmage also set a franchise rookie record, and were the third most by any Bronco in team history.

Beuerlein finished the game with 203 yards and two touchdowns, on 16-of-24 passing (66.7%), in his third start of the season. Ed McCaffrey led all receivers with 112 yards on seven catches, and Smith extended his franchise record with his 49th career touchdown reception. He also finished the season with 1,027 yards receiving, his sixth straight 1000-yard season, and sixth total, extending both franchise records.

**OFFICIALS**

**Referee** — Larry Nemmers (20); **Umpire** — Chad Brown (31); **Head Linesman** — Dale Williams (8); **Line Judge** — Mike Spanier (90); **Field Judge** — Jeff Lambreth (103); **Side Judge** — Carlton Cheffers (51); **Back Judge** — Kirk Dorman (6); **Replay** — Hendi Ancich

**STARTING LINEUPS**

Arizona Cardinals					Denver Broncos				
Offense			Defense		Offense			Defense	
WR 83	J. McAddley	LE 97	F. Wakefield	WR 80	R. Smith	LE 93	T. Pryce	LT 94	L. Dalton
LT 70	L.J. Shelton	LT 98	R. Davis	LT 74	E. Salaam	LT 94	L. Dalton	LT 94	L. Dalton
LG 68	T. Wragge	RT 91	W. Bryant	LG 79	S. Herndon	RT 91	C. McGlockton	RT 91	C. McGlockton
C 50	J. Starkey	RE 93	K. Vanden Bosch	C 50	B. Hamilton	RE 95	K. Pittman	RE 95	K. Pittman
RG 67	C. Dishman	LLB 55	R. Thompson	RG 62	D. Neil	WLB 52	I. Gold	WLB 52	I. Gold
RT 73	R. Roundtree	MLB 57	R. McKinnon	RT 78	M. Lepsis	MLB 56	A. Wilson	MLB 56	A. Wilson
TE 85	F. Jones	RLB 56	L. Woods	TE 84	S. Sharpe	SLB 51	J. Mobley	SLB 51	J. Mobley
WR 11	K. Kasper	LCB 22	D. Starke	WR 87	E. McCaffrey	LCB 37	T. Poole	LCB 37	T. Poole
QB 16	J. Plummer	RCB 23	C. Rhinehart	QB 11	S. Beuerlein	RCB 25	D. Walker	RCB 25	D. Walker
RB 31	M. Shipp	SS 41	J. Lucas	RB 26	C. Portis	SS 28	K. Kennedy	SS 28	K. Kennedy
FB 87	S. Bush	FS 42	K. Lassiter	FB 38	M. Anderson	FS 43	I. Reese	FS 43	I. Reese

**DENVER SUBSTITUTIONS:** K 1 J. Elam, P/K 4 M. Knorr, CB 23 W. Middlebrooks, CB 24 D. O'Neal, CB 31 K. Herndon, CB 33 J. Spencer, RB 34 R. Droughns, S 42 S. Brandon, TE/LB 48 M. Leach, LB 55 K. Burns, LB 59 D. Spragan, T 71 B. Brockermeyer, DT 75 M. Pope, WR 83 S. Montgomery, WR 85 A. Lelle, TE 86 P. Hape, TE 89 D. Carswell, DE 92 B. Berry, DE 97 K. Washington, DT 99 M. Reagor. **DID NOT PLAY:** QB 14 B. Griesse, G 64 L. Friedman, 82 H. Haygood. **INACTIVE:** QB 17 J. Jackson, RB 21 K. Coleman, RB 22 O. Gary, CB 35 L. Walls, FB 39 K. Johnson, T 65 C. Carlisle, TE 88 J. Putzier, DT 96 D. Davis.


FIELD GOALS (made ( <u>  </u> ) & missed)									
		J. Elam		(44) (54) (21)					
VISITOR	Arizona Cardinals	1	2	3	4	OT	TOTAL		
HOME	Denver Broncos	0	7	0	0	—	7		
		3	6	7	21	—	37		
Team	Qtr	Clock Time	PLAY DESCRIPTION (Extra Point) (Drive Info)				SCORE		
			Visitor	Home					
BRONCOS	1	4:30	J. Elam 44 yd. Field Goal (11-66, 6:05)				0	3	
BRONCOS	2	14:13	J. Elam 54 Field Goal (8-23, 3:05)				0	6	
BRONCOS	2	8:06	J. Elam 21 yd. Field Goal (6-81, 2:09)				0	9	
CARDINALS	2	0:01	K. Kasper 1 yd. pass from J. Plummer (B. Gramatica kick) (17-81, 8:05)				7	9	
BRONCOS	3	6:17	A. Lelle 5 yd. pass from S. Beuerlein (J. Elam kick) (11-58, 7:09)				7	16	
BRONCOS	4	12:49	R. Smith 10 yd. pass from S. Beuerlein (J. Elam kick) (10-92, 5:47)				7	23	
BRONCOS	4	7:35	C. Portis 4 yd. run (J. Elam kick) (6-89, 3:29)				7	30	
BRONCOS	4	4:11	C. Portis 12 yd. run (J. Elam kick) (2-16, 0:50)				7	37	

**FINAL BRONCOS DEFENSIVE STATISTICS***(Based on coaches' film review)*

Player	UT	A	TT	S-yds	I-yds	PD	FF	FR	Player	UT	A	TT	S-yds	I-yds	PD	FF	FR
A. Wilson	8	4	12	0-0	0-0	1	0	0	I. Reese	1	1	2	0-0	0-0	0	0	0
I. Gold	8	2	10	0.5-5	0-0	0	0	1	D. Walker	1	1	2	0-0	0-0	1	0	0
J. Mobley	8	2	10	0-0	0-0	1	0	0	S. Brandon	1	0	1	0-0	0-0	1	0	0
K. Kennedy	5	3	8	0-0	0-0	0	0	0	M. Pope	1	0	1	1-7	0-0	1	0	0
L. Dalton	5	1	6	1-13	0-0	0	1	0	M. Reagor	1	0	1	0-0	0-0	0	0	0
T. Pryce	2	3	5	0.5-5	0-0	0	0	0	K. Washington	0	1	1	0-0	0-0	0	0	0
T. Poole	4	0	4	0-0	0-0	1	0	0	B. Berry	0	0	0	0-0	0-0	1	0	0
C. McGlockton	3	1	4	0-0	0-0	0	0	0	K. Herndon	0	0	0	0-0	1-0	1	0	0
D. O'Neal	3	1	4	0-0	0-0	2	0	0	J. Spencer	0	0	0	0-0	0-0	0	0	0
K. Pittman	0	3	3	0-0	0-0	0	0	0	<b>Team Totals</b>	<b>51</b>	<b>23</b>	<b>74</b>	<b>3-30</b>	<b>1-0</b>	<b>10</b>	<b>1</b>	<b>1</b>

**FINAL INDIVIDUAL STATISTICS**

Arizona Cardinals										Denver Broncos																								
RUSHING	ATT	YDS	AVG	LG	TD	RUSHING	ATT	YDS	AVG	LG	TD	RUSHING	ATT	YDS	AVG	LG	TD	RUSHING	ATT	YDS	AVG	LG	TD											
M. Shipp	17	58	3.4	12	0	C. Portis	24	228	9.5	59	2	C. Portis	7	31	4.4	17	0	M. Anderson	1	0	0.0	0	0											
J. McCown	1	20	20.0	20	0	S. Beuerlein	1	0	0.0	0	0	S. Beuerlein	1	0	0.0	0	0	J. Plummer	1	6	6.0	6	0											
J. Plummer	1	6	6.0	6	0	Total	32	259	8.1	59	2	Total	24	16	203	8.1	59	2	Total	24	16	203	8.1	59	2									
Total	19	84	4.4	20	0																													
PASSING	ATT	CMP	YDS	Tkd/YD	TD	LG	IN	Rtg.	PASSING	ATT	CMP	YDS	Tkd/YD	TD	LG	IN	Rtg.	PASSING	ATT	CMP	YDS	Tkd/YD	TD	LG	IN	Rtg.								
J. Plummer	27	13	132	1/7	1	22	0	74.9	S. Beuerlein	24	16	203	2/12	2	52	0	120.7	S. Beuerlein	24	16	203	2/12	2	52	0	120.7								
J. McCown	6	3	21	2/23	0	8	1	18.8	Total	24	16	203	2/12	2	52	0	120.7	Total	24	16	203	2/12	2	52	0	120.7								
Total	33	16	153	3/30	1	22	1	59.3																										
PASS RECEIVING	NO	YDS	AVG	LG	TD	PASS RECEIVING	NO	YDS	AVG	LG	TD	PASS RECEIVING	NO	YDS	AVG	LG	TD	PASS RECEIVING	NO	YDS	AVG	LG	TD	PASS RECEIVING	NO	YDS	AVG	LG	TD					
F. Jones	4	45	11.3	18	0	E. McCaffrey	7	112	16.0	52	0	E. McCaffrey	7	112	16.0	52	0	E. McCaffrey	7	112	16.0	52	0	E. McCaffrey	7	112	16.0	52	0					
K. Kasper	4	44	11.0	22	1	R. Smith	5	62	12.4	20	1	R. Smith	5	62	12.4	20	1	R. Smith	5	62	12.4	20	1	R. Smith	5	62	12.4	20	1					
J. McAddley	3	38	12.7	19	0	C. Portis	2	18	9.0	14	0	C. Portis	2	18	9.0	14	0	C. Portis	2	18	9.0	14	0	C. Portis	2	18	9.0	14	0					
S. Bush	3	14	4.7	9	0	S. Sharpe	1	6	6.0	6	0	S. Sharpe	1	6	6.0	6	0	S. Sharpe	1	6	6.0	6	0	S. Sharpe	1	6	6.0	6	0					
J. Makovicka	1	6	6.0	6	0	A. Lelie	1	5	5.0	5	1	A. Lelie	1	5	5.0	5	1	A. Lelie	1	5	5.0	5	1	A. Lelie	1	5	5.0	5	1					
M. Shipp	1	6	6.0	6	0	Total	16	203	12.7	52	2	Total	16	203	12.7	52	2	Total	16	203	12.7	52	2	Total	16	203	12.7	52	2					
Total	16	153	9.6	22	1																													
INTERCEPTIONS	NO	YDS	AVG	LG	TD	INTERCEPTIONS	NO	YDS	AVG	LG	TD	INTERCEPTIONS	NO	YDS	AVG	LG	TD	INTERCEPTIONS	NO	YDS	AVG	LG	TD	INTERCEPTIONS	NO	YDS	AVG	LG	TD					
K. Herndon	1	0	0.0	0	0	K. Herndon	1	0	0.0	0	0	K. Herndon	1	0	0.0	0	0	K. Herndon	1	0	0.0	0	0	K. Herndon	1	0	0.0	0	0					
Total	0	0	0.0	0	0	Total	1	0	0.0	0	0	Total	1	0	0.0	0	0	Total	1	0	0.0	0	0	Total	1	0	0.0	0	0					
PUNTING	NO	YDS	AVG	TB	IN20	LG	PUNTING	NO	YDS	AVG	TB	IN20	LG	PUNTING	NO	YDS	AVG	TB	IN20	LG	PUNTING	NO	YDS	AVG	TB	IN20	LG	PUNTING	NO	YDS	AVG	TB	IN20	LG
S. Player	6	247	41.2	0	4	52	M. Knorr	1	48	48.0	0	1	48	M. Knorr	1	48	48.0	0	1	48	M. Knorr	1	48	48.0	0	1	48	M. Knorr	1	48	48.0	0	1	48
Total	6	247	41.2	0	4	52	Total	1	48	48.0	0	1	48	Total	1	48	48.0	0	1	48	Total	1	48	48.0	0	1	48	Total	1	48	48.0	0	1	48
PUNT RETURNS	NO	YDS	AVG	FC	LG	TD	PUNT RETURNS	NO	YDS	AVG	FC	LG	TD	PUNT RETURNS	NO	YDS	AVG	FC	LG	TD	PUNT RETURNS	NO	YDS	AVG	FC	LG	TD	PUNT RETURNS	NO	YDS	AVG	FC	LG	TD
A. Jackson	1	3	3.0	0	3	0	D. O'Neal (DOWNED)	3	17	5.7	1	15	0	D. O'Neal (DOWNED)	3	17	5.7	1	15	0	D. O'Neal (DOWNED)	3	17	5.7	1	15	0	D. O'Neal (DOWNED)	3	17	5.7	1	15	0
Returns	1	3	3.0	0	3	0	Returns	3	17	5.7	1	15	0	Returns	3	17	5.7	1	15	0	Returns	3	17	5.7	1	15	0	Returns	3	17	5.7	1	15	0
KICKOFF RETURNS	NO	YDS	AVG	FC	LG	TD	KICKOFF RETURNS	NO	YDS	AVG	FC	LG	TD	KICKOFF RETURNS	NO	YDS	AVG	FC	LG	TD	KICKOFF RETURNS	NO	YDS	AVG	FC	LG	TD	KICKOFF RETURNS	NO	YDS	AVG	FC	LG	TD
K. Kasper	7	171	24.4	0	38	0	R. Droughns	1	30	30.0	0	30	0	R. Droughns	1	30	30.0	0	30	0	R. Droughns	1	30	30.0	0	30	0	R. Droughns	1	30	30.0	0	30	0
(TOUCHBACK)	1	0	0.0	0	0	0	D. Carswell	1	0	0.0	0	0	0	D. Carswell	1	0	0.0	0	0	0	D. Carswell	1	0	0.0	0	0	0	D. Carswell	1	0	0.0	0	0	0
Returns	7	171	24.4	0	38	0	Returns	2	30	15.0	0	30	0	Returns	2	30	15.0	0	30	0	Returns	2	30	15.0	0	30	0	Returns	2	30	15.0	0	30	0
Arizona Cardinals	Own	Opp.	Opp.	Opp.	Opp.	Opp.	Opp.	Opp.	Opp.	Opp.	Opp.	Opp.	Opp.	Opp.	Opp.	Opp.	Opp.	Opp.	Opp.	Opp.	Opp.	Opp.	Opp.	Opp.	Opp.	Opp.	Opp.	Opp.	Opp.	Opp.	Opp.	Opp.	Opp.	
FUMBLES	Fum	Rec.	Yds	TD	FF	Rec.	Yds	TD	FF	Rec.	Yds	TD	FF	Rec.	Yds	TD	FF	Rec.	Yds	TD	FF	Rec.	Yds	TD	FF	Rec.	Yds	TD	FF	Rec.	Yds	TD	FF	Rec.
J. McCown	1	0	0	0	0	0	0	0	0	0	0	0	0	0	0	0	0	0	0	0	0	0	0	0	0	0	0	0	0	0	0	0	0	
Total	1	0	0	0	0	0	0	0	0	0	0	0	0	0	0	0	0	0	0	0	0	0	0	0	0	0	0	0	0	0	0	0	0	



## BRONCOS BREAKDOWN BY POSITION

Players listed alphabetically

## OFFENSE

**QUARTERBACK**

Steve Beuerlein  
Jarious Jackson  
Danny Kanell  
Jake Plummer  
*Nick Rolovich*

**RUNNING BACK**

Mike Anderson  
KaRon Coleman  
Terrell Davis  
Reuben Droughns  
*Ahmaad Galloway*  
*Quentin Griffin*  
Marlion Jackson  
Kyle Johnson  
Clinton Portis  
Cecil Sapp

**WIDE RECEIVER**

*Charlie Adams*  
Chris Cole  
Herb Haygood  
Ashley Lelie  
*Darcey Levy*  
*Adrian Madise*  
Ed McCaffrey  
*Frank Rice*  
Rod Smith

**TIGHT END**

Dwayne Carswell  
Patrick Hape  
Mike Leach  
Arther Love  
Jeb Putzier  
Shannon Sharpe

**GUARD**

Cooper Carlisle  
Ben Hamilton  
Steve Herndon  
Heath Irwin  
*Tyler Lenda*  
Dan Neil

**CENTER**

*Ben Claxton*  
Tom Nalen  
*Chris Watton*

**TACKLE**

Mark Baniewicz  
Cooper Carlisle  
Ed Ellis  
*George Foster*  
Matt Lepsis  
Ephraim Salaam

## DEFENSE

**DEFENSIVE END**

Bertrand Berry  
*Devon Finn*  
Reggie Hayward  
*Aaron Hunt*  
*Bryant McNeal*  
*Clint Mitchell*  
Trevor Pryce

**DEFENSIVE TACKLE**

Lional Dalton  
Dorsett Davis  
*Nick Eason*  
Daryl Gardener  
*Russell Newman*  
Monsanto Pope

**SAFETY**

Sam Brandon  
Nick Ferguson  
Lee Flowers  
Kenoy Kennedy  
Willie Middlebrooks  
*Bobby Walker*  
*Chris Young*

**LINEBACKER**

Keith Burns  
Ian Gold  
*Louis Green*  
John Mobley  
*Terry Pierce*  
Donnie Spragan  
Quincy Stewart  
*Jashon Sykes*  
Al Wilson

**CORNERBACK**

Corey Chamblin  
*Jeff Harris*  
Kelly Herndon  
Willie Middlebrooks  
Deltha O'Neal  
Jimmy Spencer  
Lenny Walls  
*Brandon Williams*  
*Sam Young*

## SPECIAL TEAMS

**PUNTER**

Micah Knorr  
*Mat McBriar*

**PLACE KICKER**

Jason Elam

**SNAPPER (PUNTS)**

Mike Leach  
Matt Lepsis

**SNAPPER (KICKS)**

Patrick Hape  
Mike Leach  
Matt Lepsis

**HOLDER**

Steve Beuerlein  
Micah Knorr

**KICKOFF RETURNS**

Chris Cole  
Reuben Droughns  
Herb Haygood

**PUNT RETURNS**

KaRon Coleman  
*Quentin Griffin*  
Deltha O'Neal

Rookies and first-year free agents in *italics*.  
Players may be listed at more than one position.  
Position assignments are tentative as of June 16, 2003.

## PRONUNCIATION GUIDE

Mark Baniewicz (BAN-a-witz)  
Steve Beuerlein (BER-line)  
Corey Chamblin (CHAIM-blin)  
KaRon Coleman (ka-RON)

Reuben Droughns (DRONES)  
Jason Elam (EE-lum)  
Marlion Jackson (MAR-lon)  
Micah Knorr (MY-ka NOR)

Darcey Levy (LEE-vee)  
Ashley Lelie (lu-LEE)  
Adrian Madise (ma-DEESE)  
Deltha O'Neal (DEL-tha)

Jeb Putzier (POOT-zee-air)  
Ephraim Salaam (EE-frum su-LOM)  
Donnie Spragan (SPRAY-gan)  
Jashon Sykes (JAY-shon)



# DENVER BRONCOS 2003 VETERAN ROSTER (AS OF JUNE 16, 2003)



No.	Player	Pos.	Ht.	Wt.	Birthdate	NFL Exp.	College	High School Hometown	How Acq.	'02 Games/ Starts	Numerical Roster
38	Anderson, Mike	RB	6-0	230	9/21/73	4	Utah	Winnboro, S.C.	D6-'00	15-12-1-0	1 Jason Elam.....K
69	Baniewicz, Mark	T	6-6	304	3/24/77	3	Syracuse	Fairport, N.Y.	FA-'03	0-0-0-0	3 Danny Kanel.....QB
92	Berry, Bertrand	DE	6-3	250	8/15/75	6	Notre Dame	Humble, Texas	FA-'01	16-1-0-0	4 Micah Knorr.....P/K
11	Beuerlein, Steve	QB	6-3	220	3/7/65	17	Notre Dame	Anaheim, Calif.	FA-'01	8-3-8-0	11 Steve Beuerlein.....QB
42	Brandon, Sam	S	6-2	200	7/5/79	2	UNLV	Riverside, Calif.	D4-'02	16-2-0-0	16 Jake Plummer.....QB
55	Burns, Keith	LB	6-2	235	5/16/72	10	Oklahoma State	Greeleyville, S.C.	FA-'00	16-1-0-0	17 Jarious Jackson.....QB
65	Carlisle, Cooper	G/T	6-5	295	1/18/77	4	Florida	McComb, Miss.	D4b-'00	1-0-0-15	20 Marlon Jackson.....RB
89	Carswell, Dwayne	TE	6-3	260	1/18/72	10	Liberty	Jacksonville, Fla.	CFA-'94	16-7-0-0	21 KaRon Coleman.....RB
29	Chamblin, Corey	CB	5-10	189	5/29/77	2	Tennessee Tech	Birmingham, Ala.	FA-'03	0-0-0-0	23 Willie Middlebrooks.....CB
81	Cole, Chris	WR	6-0	195	11/12/77	4	Texas A&M	Orange, Texas	D3-'00	0-0-0-0	24 Deltha O'Neal.....CB
21	Coleman, KaRon	RB	5-7	198	5/22/78	4	Stephen F. Austin	Missouri City, Texas	FA-'01	2-0-1-13	25 Ferguson, Nick.....S
91	Dalton, Lionel	DT	6-1	309	2/21/75	6	Eastern Michigan	Detroit, Mich.	UFA(Bal)-'02	16-13-0-0	26 Clinton Portis.....RB
96	Davis, Dorsett	DE/DT	6-5	305	1/24/79	2	Mississippi State	Cleveland, Miss.	D3-'02	0-0-0-16	28 Mike Kennedy.....S
30	Davis, Terrell	RB	5-11	210	10/28/72	9	Georgia	San Diego, Calif.	D6b-'95	0-0-0-0	29 Corey Chamblin.....CB
34	Droughins, Reuben	FB	5-11	207	8/21/78	4	Oregon	Anaheim, Calif.	FA-'02	16-0-0-0	30 Terrell Davis.....RB
1	Elam, Jason	K	5-11	200	3/8/70	11	Hawaii	Ft. Walton Beach, Fla.	D3b-'93	16-0-0-0	31 Kelly Herndon.....CB
77	Ellis, Ed	T	6-5	325	10/13/75	7	Buffalo	Hamden, Conn.	FA-'03	15-3-0-1†	33 Jimmy Spencer.....CB
25	Ferguson, Nick	S	5-11	201	11/27/74	4	Georgia Tech	Miami, Fla.	FA-'03	16-0-0-0	34 Reuben Droughins.....RB
41	Flowers, Lee	S	6-0	214	1/14/73	9	Georgia Tech	Columbia, S.C.	FA-'03	16-15-0-0†	35 Lenny Walls.....CB
99	Gardner, Daryl	DT	6-6	295	2/25/73	8	Baylor	Lawton, Okla.	UFA(Was)-'03	15-15-0-0†	38 Mike Anderson.....RB
52	Gold, Ian	LB	6-0	223	8/23/78	4	Michigan	Ann Arbor, Mich.	D2a-'00	16-16-0-0	39 Kyle Johnson.....FB
50	Hamilton, Ben	C	6-4	283	8/18/77	3	Minnesota	Minneapolis, Minn.	D4a-'01	16-16-0-0	41 Lee Flowers.....S
86	Hape, Patrick	TE	6-4	262	6/6/74	7	Alabama	Killen, Ala.	UFA(TB)-'01	16-0-0-0	42 Sam Brandon.....S
82	Haygood, Herb	WR	5-11	193	12/30/77	2	Michigan State	Sarasota, Fla.	D5-'02	4-0-0-4	48 Mike Leach.....TE/LS
98	Hayward, Reggie	DE	6-5	270	3/14/79	3	Iowa State	Dolton, Ill.	D3-'01	9-0-0-3	49 Arther Love.....TE
31	Herndon, Kelly	CB	5-10	180	11/3/76	2	Toledo	Twinsburg, Ohio	FA-'01	14-0-0-2	50 Ben Hamilton.....C
79	Herndon, Steve	G	6-4	305	5/25/77	3	Georgia	LaGrange, Ga.	FA-'00	15-9-1-0	51 John Mobley.....LB
63	Irwin, Heath	G	6-4	300	6/27/73	8	Colorado	Boulder, Colo.	UFA(STL)-'03	14-5-0-2†	52 Ian Gold.....LB
17	Jackson, Jarous	QB	6-0	228	5/3/77	4	Notre Dame	Tupelo, Miss.	D7a-'00	1-0-1-14	54 Quincy Stewart.....LB



20	Jackson, Marlon	RB	6-2	240	10/11/77	2	Saginaw Valley State	Detroit, Mich.	FA-'03	0-0-0-0	55 Keith Burns.....LB
39	Johnson, Kyle	FB	6-0	242	12/15/78	2	Syracuse	Woodbridge, N.J.	FA-'02	0-0-0-3	56 Al Wilson.....LB
3	Kanel, Danny	QB	6-3	218	11/21/73	6	Florida State	Fort Lauderdale, Fla.	FA-'03	0-0-0-0	59 Donnie Spragan.....LB
28	Kennedy, Kenoy	S	6-1	215	11/15/77	4	Arkansas	Terrell, Texas	D2b-'00	15-15-0-1	62 Dan Neil.....G
4	Knorr, Micah	P/K	6-2	199	1/9/75	4	Utah State	Orange, Calif.	FA-'02	15-0-0-0	63 Heath Irwin.....G
48	Leach, Mike	TE/LS	6-2	245	10/18/76	4	William & Mary	Jefferson Township, N.J.	FA-'02	8-0-0-0	66 Cooper Carlisle.....T
85	Leslie, Ashley	WR	6-3	200	2/16/80	2	Hawaii	Honolulu, Hawaii	D1-'02	16-1-0-0	65 Tom Nalen.....C
78	Lepis, Matt	T	6-4	290	1/13/74	7	Colorado	Conroe, Texas	CFA-'97	16-15-0-0	69 Mark Baniewicz.....T
49	Love, Arther	TE	6-4	255	9/18/77	2	South Carolina State	Vicksburg, Ga.	FA-'03	0-0-0-0	74 Ephraim Salaam.....T
87	McCaffrey, Ed	WR	6-5	215	8/17/68	13	Stanford	Allentown, Pa.	UFA(SF)-'95	16-16-0-0	75 Monsanto Pope.....DT
23	Middlebrooks, Willie	CB	6-1	200	2/12/79	3	Minnesota	Homestead, Fla.	D1-'01	15-0-0-1	77 Ed Ellis.....T
51	Mobley, John	LB	6-1	236	10/10/73	8	Kutztown	Chester, Pa.	D1-'96	16-16-0-0	78 Matt Lepsis.....T
66	Nalen, Tom	C	6-3	286	5/13/71	10	Boston College	Foxboro, Mass.	D7c-'94	7-7-0-0	79 Steve Herndon.....G
62	Neil, Dan	G	6-2	285	10/21/73	7	Texas	Cypress Creek, Tex.	D3-'97	16-16-0-0	80 Rod Smith.....WR
24	O'Neal, Deltha	CB	5-11	190	1/30/77	4	California	Milpitas, Calif.	D1-'00	16-14-0-0	81 Chris Cole.....WR
16	Plummer, Jake	QB	6-2	212	12/19/74	7	Arizona State	Boise, Idaho	UFA(Ari)-'03	16-16-0-0†	82 Herb Haygood.....WR
75	Pope, Monsanto	DT	6-3	300	1/27/78	2	Virginia	Hopewell, Va.	D7b-'02	14-1-0-2	84 Shannon Sharpe.....TE
26	Portis, Clinton	RB	5-11	205	9/1/81	2	Miami	Gainesville, Fla.	D2-'02	16-12-0-0	85 Ashley Lelle.....WR
93	Pryce, Trevor	DE	6-5	295	8/3/75	7	Clemson	Winter Park, Fla.	D1-'97	16-16-0-0	86 Patrick Hape.....FB/TE
88	Putzier, Jeb	TE	6-4	256	1/20/79	2	Boise State	Eagle, Idaho	D6-'02	3-1-2-11	87 Ed McCaffrey.....WR
74	Salaam, Ephraim	T	6-7	295	6/19/76	6	San Diego State	Sacramento, Calif.	UFA(Atl)-'02	16-16-0-0	88 Jeb Putzier.....TE
84	Sharpe, Shannon	TE	6-2	228	6/26/68	14	Savannah State	Glennville, Ga.	FA-'02	13-13-0-3	89 Dwayne Carswell.....TE
80	Smith, Rod	WR	6-0	200	5/15/70	9	Missouri Southern	Texarkana, Ark.	CFA-'94	16-16-0-0	91 Lionel Dalton.....DT
33	Spencer, Jimmy	CB	5-9	188	3/29/69	12	Florida	Belle Glade, Fla.	FA-'00	5-0-0-11	92 Bertrand Berry.....DE
59	Spragan, Donnie	LB	6-3	239	7/12/76	2	Stanford	Union City, Calif.	FA-'01	16-0-0-0	93 Trevor Pryce.....DE
54	Stewart, Quincy	LB	6-1	234	3/27/78	3	Louisiana Tech	Tyler, Texas	FA-'03	15-0-0-0†	96 Dorsett Davis.....DE/DT
35	Walls, Lenny	CB	6-4	192	9/26/79	2	Boston College	San Francisco, Calif.	CFA-'02	13-0-0-3	98 Reggie Hayward.....DE
56	Wilson, Al	LB	6-0	240	6/21/77	5	Tennessee	Jackson, Tenn.	D1-'99	16-15-0-0	99 Daryl Gardner.....DT

**KEY:** D - draft; FA - free agent; CFA - college free agent; UFA - unrestricted free agent; T- trade

†—at the end of '02 games/starts category indicates: Ellis was with San Diego; Ferguson was with the New York Jets; Flowers was with Pittsburgh; Gardner was with Washington; Irwin was with St. Louis; Plummer was with Arizona; Stewart was with San Francisco.



# DENVER BRONCOS 2003 ROOKIE & FIRST-YEAR ROSTER

No.	Name	Pos.	Ht.	Wt.	Birthdate	Exp.	College	High School	How Acq.	Numerical Roster
12	Adams, Charlie	WR	6-2	190	10/23/79	1	Hofstra	Camp Hill, Pa.	CFA-02	2 Nick Rolovich.....QB
53	Claxton, Ben	C/G	6-2	301	7/30/80	R	Mississippi	Dublin, Ga.	D5a-03	5 Mat McBriar.....P
97	Eason, Nick	DT	6-3	301	5/29/80	R	Clemson	Lyons, Ga.	D4b-03	12 Charlie Adams.....WR
76	Finn, Devon	DE	6-5	280	5/6/78	R	Illinois State	Winfield, Ill.	FA-03	13 Adrian Madise.....WR
72	Foster, George	T	6-5	338	6/9/80	R	Georgia	Macon, Ga.	D1-03	15 Frank Rice.....WR
27	Galloway, Almaad	RB	5-11	223	3/10/80	R	Alabama	Millington, Tenn.	D7b-03	19 Darcey Levy.....WR
53	Green, Louis	LB	6-3	228	9/23/79	R	Alcorn State	Vicksburg, Miss.	FA-03	22 Quentin Griffin.....RB
22	Griffin, Quentin	RB	5-7	195	1/12/81	R	Oklahoma	Houston, Texas	D4a-03	27 Almaad Galloway.....RB
40	Harris, Jeff	CB	5-11	190	7/19/77	1	Georgia	Jacksonville, Fla.	FA-03	32 Chris Young.....S
94	Hunt, Aaron	DE	6-3	270	6/19/80	R	Texas Tech	Denison, Texas	D6-03	36 Sam Young.....CB
64	Lenda, Tyler	G	6-2	289	9/4/79	R	Penn State	Harrisburg, Pa.	CFA-03	37 Cecil Sapp.....RB
19	Levy, Darcey	WR	6-2	198	7/5/79	1	Pittsburgh	Aurora, Colo.	FA-03	40 Jeff Harris.....CB
13	Madise, Adrian	WR	5-11	215	3/23/80	R	TCU	Lancaster, Texas	D5b-03	43 Bobby Walker.....CB
5	McBriar, Mat	P	6-0	213	7/8/79	R	Hawaii	Melbourne, Australia	CFA-03	47 Brandon Williams.....CB
90	McNeal, Bryant	DE	6-4	248	7/13/79	R	Clemson	Swansea, S.C.	D4c-03	53 Ben Claxton.....C/G
95	Mitchell, Clint	DE	6-6	257	9/21/80	R	Florida	Clearwater, Fla.	D7a-03	53 Louis Green.....LB
73	Newman, Russell	DT	6-2	280	6/16/80	1	Temple	Philadelphia, Pa.	D4a-03	57 Jashon Sykes.....LB
58	Pierce, Terry	LB	6-1	251	6/21/81	R	Kansas State	Fort Worth, Texas	D2-03	58 Terry Pierce.....LB
15	Rice, Frank	WR	6-0	180	2/2/78	1	Colorado State	Gardena, Calif.	FA-02	64 Tyler Lenda.....G
37	Sapp, Cecil	QB	6-1	197	2/16/79	1	Hawaii	Kentfield, Calif.	FA-03	67 Chris Watton.....G
57	Sykes, Jashon	RB	5-11	229	12/23/78	R	Colorado	Miami, Fla.	CFA-03	72 George Foster.....T
43	Walker, Bobby	LB	6-2	236	9/25/79	1	Kansas State	Tyler, Texas	CFA-03	76 Devon Finn.....DE
67	Watton, Chris	S	6-1	195	11/24/80	R	Baylor	Stoux Falls, S.D.	FA-02	90 Bryant McNeal.....DE
47	Williams, Brandon	G	6-3	305	10/6/77	1	Michigan	Omaha, Neb.	CFA-03	94 Aaron Hunt.....DE
32	Young, Chris	CB	5-11	186	11/17/80	R	Georgia Tech	Senola, Ga.	D7a-02	95 Clint Mitchell.....DE
36	Young, Sam	CB	5-11	180	8/1/78	1	Illinois State	Chicago, Ill.	FA-03	97 Nick Eason.....DT

The term NFL ROOKIE is defined as a player who is in his first season of professional football and has not been on the roster of another professional football team for any regular-season or postseason games. A ROOKIE is designated by an "R" on NFL rosters. Players who have been active in another professional league or players who have NFL experience, including their preseason training camp or being on an Active List or Inactive List, or on Reserve/Physically Unable to Perform for fewer than six regular season games, are termed NFL First-Year Players. An NFL First-Year Player is designated by a "1" on NFL rosters. Thereafter, a player is credited with an additional year of experience for each season in which he accumulates six games on the Active List or Inactive List, or on Reserve/Injured or Reserve/Physically Unable to Perform.

# BRONCOS TRANSACTIONS (JUNE 2002-JUNE 2003)

BY DATE	
7/8/02	Signed LB Jude Waddy
7/15/02	Waived WR Phil McGeoghan (failed physical)
7/16/02	WR Phil McGeoghan cleared waivers; placed on reserve/non-football injury list
7/19/02	Signed S Sam Brandon
	Signed DT Dorsett Davis
7/24/02	Signed K Ola Kimrin
	Waived G Jay Humphrey
	Waived DE Paul Toviessi (failed physical)
7/25/02	Signed WR Ashley Lelie
	Signed RB Clinton Portis
	Signed DE Michael Sinclair
	Signed K Jason Elam to franchise tender
	Waived RB Paris Gaines
7/26/02	Signed C David Diaz-Infante
	Waived WR Rob Moore
	Waived T Michael Lies (injury settlement)
8/8/02	Signed C Mark Fischer
8/13/02	Waived FB Will Bartholomew (injury settlement)
8/20/02	Placed WR Chris Cole on reserve/injured list (right wrist)
	Placed RB Terrell Davis on reserve/injured list (left knee)
8/26/02	Waived WR Charlie Adams
	Waived DT Cyron Brown
	Waived S Darius Clark
	Waived S George Coghill
	Waived C David Diaz-Infante
	Waived LB Trev Faulk
	Waived C Mark Fischer
	Waived CB Delvin Hughley
	Waived QB Todd Husak
	Waived DT Jerry Johnson
	Waived T Jared Peck
	Waived C Jason Scukanec
	Waived T Brandon Winey
8/31/02	Waived (injured) TE Desmond Clark
9/1/02	Waived T Barrett Brooks
	Waived S Greg Brown
	Waived FB Tony Carter
	Waived WR Ricky Hall
	Waived WR Herb Haygood
	Waived LB Kenny Jackson
	Waived DT Garrett Johnson
	Waived C K.C. Jones
	Waived LB Terry Killens
	Waived K Ola Kimrin
	Waived G Mookie Moore
	Waived WR Frank Rice
	Waived QB Nick Rolovich
	Waived DE Michael Sinclair
	Waived LB Jashon Sykes
	Waived LB Jude Waddy
	Waived S Chris Young
	Waived CB Sam Young
9/3/02	Signed WR Charlie Adams to practice squad
	Signed WR Herb Haygood to practice squad
	Signed WR Frank Rice to practice squad
	Signed LB Jashon Sykes to practice squad
9/4/02	Signed S Chris Young to practice squad
	Signed C Jason Scukanec to practice squad
	Waived WR Charlie Adams from practice squad
9/17/02	Signed G Chris Watton to practice squad
	Waived C Jason Scukanec from practice squad
10/23/02	Signed G Mookie Moore
	Placed C Tom Nalen on reserve/injured list (torn left ACL)
10/28/02	Waived G Mookie Moore
10/29/02	Signed P/K Micah Knorr
	Waived WR Kevin Kasper
	Waived P Tom Rouen
11/4/02	Signed WR Herb Haygood from practice squad
	Signed TE/LS Mike Leach
	Signed WR Charlie Adams to practice squad
12/4/02	Signed G Mookie Moore
	Placed DE Reggie Hayward on reserve/injured list (fractured right hand)
12/10/02	Signed FB Kyle Johnson
	Waived G Mookie Moore
12/31/02	Signed WR Charlie Adams to future contract
	Signed WR Frank Rice to future contract
	Signed LB Jashon Sykes to future contract
	Signed G Chris Watton to future contract
	Signed S Chris Young to future contract
1/7/03	Signed CB Corey Chamblin to future contract
	Signed DE Devon Finn to future contract
	Signed LB Louis Green to future contract
	Signed CB Jeff Harris to future contract
	Signed QB Nick Rolovich to future contract
	Signed T Wayne Smith to future contract
1/8/03	Signed RB Marlon Jackson to future contract
	Signed TE Arther Love to future contract
1/10/03	Signed DT Russell Newman to future contract
1/22/03	Signed CB Jeff Brunson to future contract
2/4/03	Re-signed K Jason Elam
2/25/03	Waived T Blake Brockermeyer
	Waived G Lennie Friedman
	Waived DT Chester McGlockton
	Waived DE Kavika Pittman
	Waived CB Jimmy Spencer
	Waived CB Denard Walker
	Waived DE Keith Washington
2/26/03	Signed CB Jimmy Spencer
	Waived LB Keith Burns
2/27/03	Signed LB Keith Burns
2/27/03	Waived TE Matt Dominguez
3/3/03	Signed T Mark Baniewicz
3/6/03	Signed DT Daryl Gardener (UFA-Wash.)
	Signed QB Jake Plummer (UFA-Arizona)
3/27/03	Signed G Heath Irwin (UFA-St. Louis)
3/28/03	Waived DB Jeff Brunson
	Waived G Wayne Smith

## BRONCOS TRANSACTIONS (JUNE 2002-JUNE 2003), CONT.

4/2/03 Signed S Nick Ferguson  
Signed LB Quincy Stewart  
4/24/03 Signed T Ed Ellis  
4/28/03 Signed G Tyler Lenda (rookie free agent)  
Signed P Mat McBriar (rookie free agent)  
Signed RB Cecil Sapp (rookie free agent)  
5/16/03 Signed WR Darcey Levy  
5/19/03 Signed S Bobby Walker (rookie free agent)  
Signed CB Brandon Williams (rookie free agent)  
6/2/03 Waived QB Brian Griese  
6/3/03 Signed S Lee Flowers  
Signed QB Danny Kanell  
Signed CB Sam Young  
6/16/03 Signed WR Adrian Madise

### BY PLAYER

#### ADAMS, Charlie—WR

8/26/02 Waived  
9/3/02 Signed to practice squad  
9/4/02 Waived from practice squad  
11/4/02 Signed to practice squad  
12/31/02 Signed to future contract

#### BANIEWICZ, Mark—T

3/3/03 Signed

#### BARTHOLOMEW, Will—FB

8/13/02 Waived (injury settlement)

#### BRANDON, Sam—S

7/19/02 Signed

#### BROCKERMEYER, Blake—T

2/25/03 Waived

#### BROOKS, Barrett—T

9/1/02 Waived

#### BROWN, Cyron—DT

8/26/02 Waived

#### BROWN, Greg—S

9/1/02 Waived

#### BRUNSON, Jeff—CB

1/22/03 Signed to future contract  
3/28/03 Waived

#### BURNS, Keith—LB

2/26/03 Waived  
2/27/03 Signed

#### CARTER, Tony—FB

9/1/02 Waived

#### CHAMBLIN, Corey—CB

1/7/03 Signed to future contract

#### CLARK, Darius—S

8/26/02 Waived

#### CLARK, Desmond—TE

8/31/02 Waived (injured)

#### COGHILL, George—S

8/26/02 Waived

#### COLE, Chris—WR

8/20/02 Placed on reserve/injured list (right wrist)

#### DAVIS, Dorsett—DT

7/19/02 Signed

#### DAVIS, Terrell—RB

8/20/02 Placed on reserve/injured list (left knee)

#### DIAZ-INFANTE, David—C

8/6/02 Signed  
8/26/02 Waived

#### DOMINGUEZ, Matt—TE

2/27/03 Waived

#### ELAM, Jason—K

7/25/02 Signed one-year franchise tender  
2/4/03 Re-signed

#### ELLIS, Ed—T

4/24/03 Signed

#### FAULK, Trev—LB

8/26/02 Waived

#### FERGUSON, Nick—S

4/2/03 Signed

#### FINN, Devon—DE

1/7/03 Signed to future contract

#### FISCHER, Mark—C

8/8/02 Signed  
8/26/02 Waived

#### FLOWERS, Lee—S

6/3/03 Signed

#### FRIEDMAN, Lennie—G

2/25/03 Waived

#### GAINES, Paris—RB

7/25/02 Waived

#### GARDENER, Daryl—DT

3/6/03 Signed (UFA-Washington)

#### GREEN, Louis—LB

1/7/03 Signed to future contract

#### GRIESE, Brian—QB

6/2/03 Waived

#### HALL, Ricky—WR

9/1/02 Waived

#### HARRIS, Jeff—CB

1/7/03 Signed to future contract

#### HAYGOOD, Herb—WR

9/1/02 Waived  
9/3/02 Signed to practice squad  
11/4/02 Signed to active roster from practice squad

#### HAYWARD, Reggie—DE

12/4/02 Placed on reserve/injured list (fractured right hand)

#### HUGHLEY, Delvin—CB

8/26/02 Waived

#### HUSAK, Todd—QB

8/26/02 Waived

#### HUMPHREY, Jay—G

7/24/02 Waived

#### IRWIN, Heath—G

3/27/03 Signed (UFA-St. Louis)

#### JACKSON, Kenny—LB

9/1/02 Waived

#### JACKSON, Marlion—RB

1/8/03 Signed

#### JOHNSON, Garrett—DT

9/1/02 Waived

#### JOHNSON, Jerry—DT

8/26/02 Waived

#### JOHNSON, Kyle—FB

12/10/02 Signed

#### JONES, K.C.—C

9/1/02 Waived

#### KANELL, Danny—QB

6/3/03 Signed

#### KASPER, Kevin—WR

10/29/02 Waived

#### KILLENS, Terry—LB

9/1/02 Waived

#### KIMRIN, Ola—K

7/24/02 Signed

9/1/02 Waived

#### KNORR, Micah—P/K

10/29/02 Signed

#### LEACH, Mike—TE/LS

11/4/02 Signed

#### LELIE, Ashley—WR

7/25/02 Signed

#### LENDIA, Tyler—G

4/28/03 Signed (rookie free agent)

#### LEVY, Darcey—WR

5/16/03 Signed

#### LIES, Michael—G

8/6/02 Waived (injury settlement)

#### LOVE, Arther—TE

1/8/03 Signed

#### MADISE, Adrian—WR

6/16/03 Signed

#### McBRIAR, Mat—P

4/28/03 Signed (rookie free agent)

#### McGEOGHAN, Phil—WR

7/15/02 Waived (failed physical)

7/16/02 Cleared waivers; placed on reserve/non-football injury list

#### McGLOCKTON, Chester—DT

2/25/03 Waived

#### MOORE, Mookie—G

9/1/02 Waived

10/23/02 Signed

10/28/02 Waived

12/4/02 Signed

12/10/02 Waived

#### MOORE, Rob—WR

8/6/02 Waived

#### NALEN, Tom—C

10/23/02 Placed on reserve/injured list (left ACL)

#### NEWMAN, Russell—DT

1/10/03 Signed to future contract

#### PECK, Jared—T

8/26/02 Waived

#### PITTMAN, Kavika—DE

2/25/03 Waived

#### PLUMMER, Jake—QB

3/6/03 Signed (UFA-Arizona)

#### PORTIS, Clinton—RB

7/25/02 Signed

#### RICE, Frank—WR

9/1/02 Waived

9/3/02 Signed to practice squad

12/31/02 Signed to future contract

#### ROUEN, Tom—P

10/29/02 Waived

#### ROLOVICH, Nick—QB

9/1/02 Waived

1/7/03 Signed to future contract

#### SAPP, Cecil—RB

4/28/03 Signed (rookie free agent)

#### SCUKANEC, Jason—C

8/26/02 Waived

9/4/02 Signed to practice squad

9/17/02 Waived from practice squad

#### SINCLAIR, Michael—DE

7/25/02 Signed

9/1/02 Waived

#### SMITH, Wayne—T

1/7/03 Signed to future contract

3/28/03 Waived

#### SPENCER, Jimmy—CB

2/25/03 Waived

2/26/03 Signed

#### STEWART, Quincy—LB

4/2/03 Signed

#### SYKES, Jashon—LB

9/1/02 Waived

9/3/02 Signed to practice squad

12/31/02 Signed to future contract

#### TOVIESSI, Paul—DE

7/24/02 Waived (failed physical)

#### WADDY, Jude—LB

7/8/02 Signed

9/1/02 Waived

#### WALKER, Bobby—S

5/16/03 Signed (rookie free agent)

#### WALKER, Denard—CB

2/25/03 Waived

#### WASHINGTON, Keith—DE

2/25/03 Waived

#### WATTON, Chris—G

9/17/02 Signed to practice squad

12/31/02 Signed to future contract

#### WINEY, Brandon—T

8/26/02 Waived

#### WILLIAMS, Brandon—CB

5/16/03 Signed (rookie free agent)

#### YOUNG, Chris—S

9/1/02 Waived

9/3/02 Signed to practice squad

12/31/02 Signed to future contract

#### YOUNG, Sam—CB

9/1/02 Waived

6/3/03 Signed

## HOW THE BRONCOS ARE BUILT

YEAR	DRAFT	TRADES	FREE AGENTS/WAIVERS
<b>1993</b> 9-7 3rd AFC West	K Jason Elam (3b)		
<b>1994</b> 7-9 4th AFC West	C Tom Nalen (7c) <b>(IR)</b>		TE Dwayne Carswell* WR Rod Smith*
<b>1995</b> 8-8 4th AFC West	RB Terrell Davis (6b) <b>(IR)</b>		WR Ed McCaffrey***
<b>1996</b> 13-3 1st AFC West	LB John Mobley (1)		
<b>1997</b> 12-4 2nd AFC West World Champions	DT Trevor Pryce (1) C/G Dan Neil (3)		T Matt Lepsis*
<b>1998</b> 14-2 1st AFC West World Champions			
<b>1999</b> 6-10 5th AFC West	LB Al Wilson (1)		
<b>2000</b> 11-5 2nd AFC West	CB Deltha O'Neal (1) LB Ian Gold (2a) S Kenoy Kennedy (2b) WR Chris Cole (3) <b>(IR)</b> G/T Cooper Carlisle (4b) RB Mike Anderson (6) QB Jarious Jackson (7a)		LB Keith Burns** (D7-1994) G Steve Herndon** CB Jimmy Spencer***
<b>2001</b> 8-8 3rd AFC West	CB Willie Middlebrooks (1) DE Reggie Hayward (3) <b>(IR)</b> C Ben Hamilton (4a)	DE Bertrand Berry** QB Steve Beuerlein** RB KaRon Coleman** (CFA-2000) TE Patrick Hape*** DB Kelly Herndon** LB Donnie Spragan**	
<b>2002</b> 9-7 2nd AFC West	WR Ashley Lelie (1) RB Clinton Portis (2) DT Dorsett Davis (3) S Sam Brandon (4) WR Herb Haygood (5) TE Jeb Putzier (6) S Chris Young (7a) <b>(PS)</b> DL Monsanto Pope (7b)	WR Charlie Adams* <b>(PS)</b> DT Lionel Dalton*** RB Reuben Droughns** FB Kyle Johnson** P/K Micah Knorr** TE/LS Mike Leach** WR Frank Rice** <b>(PS)</b> T Ephraim Salaam*** TE Shannon Sharpe** (D7-1990) LB Jashon Sykes* <b>(PS)</b> CB Lenny Walls* C/G Chris Watton** <b>(PS)</b>	
<b>2003</b>	T George Foster (1) LB Terry Pierce (2) RB Quentin Griffin (4a) DT Nick Eason (4b) DE Bryant McNeal (4c) C/G Ben Claxton (5a) WR Adrian Madise (5b) DE Aaron Hunt (6) DE Clint Mitchell (7a) RB Ahmaad Galloway (7b)	T Mark Baniewicz** CB Corey Chamblin** T Ed Ellis** S Nick Ferguson** DE Devon Finn** S Lee Flowers** DT Daryl Gardener** LB Louis Green** CB Jeff Harris** G Heath Irwin*** RB Marlon Jackson** QB Danny Kanell** G Tyler Lenda* WR Darcey Levy* TE Arther Love** P Mat McBriar* DT Russell Newman** QB Jake Plummer*** QB Nick Rolovich** (CFA-2002) RB Cecil Sapp* LB Quincy Stewart** S Bobby Walker* CB Brandon Williams* CB Sam Young**	

Number in parenthesis after draft choice indicates the round in which the player was taken.

\* – indicates player was a rookie free agent when he joined the Broncos.

\*\* – indicates player was an NFL veteran or had been in other camps before joining the Broncos.

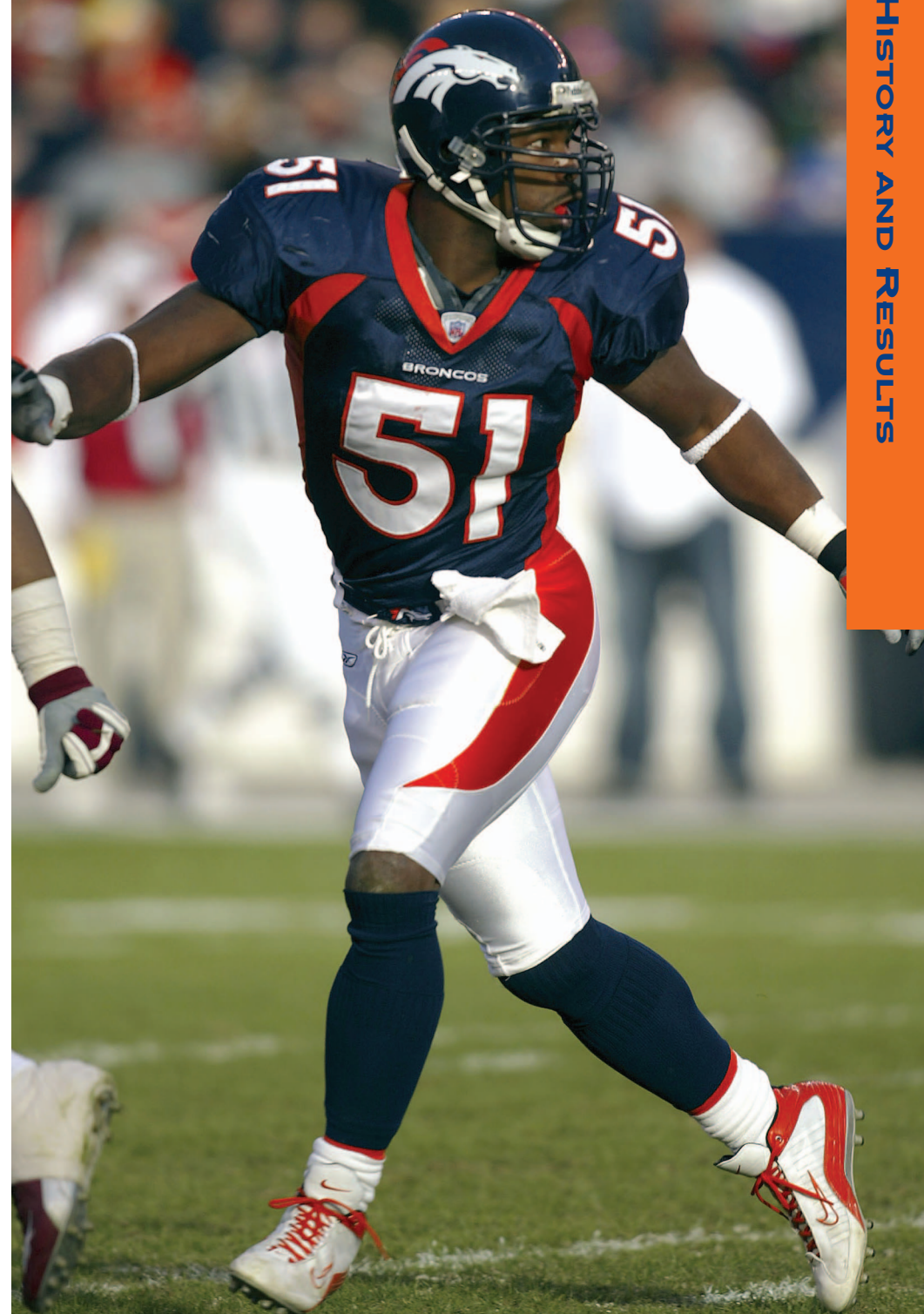
\*\*\* – indicates player was an unrestricted free agent who had not been released by previous team.

**PS** – indicates player was on Practice Squad at end of '02 season.

**IR** – indicates player was on Injured Reserve at end of '02 season.

**PUP** – indicates player is on Physically Unable to Perform List.

**NFI** – indicates player is on Reserve/Non-Football Injury List.





## ALL-TIME GAME RESULTS

(Sunday afternoon games, unless otherwise indicated)

### 1960

HEAD COACH: Frank Filchok

#### PRESEASON (0-5)

Aug 5	4,706	6-43	L	Boston Patriots	Providence, R.I.	Friday night
Aug 13	6,200	14-31	L	Buffalo Bills	Rochester, New York	Saturday night
Aug 20	19,500	3-42	L	Houston Oilers	Jeppesen Stadium	Saturday night
Aug 27	5,500	0-48	L	Dallas Texans	Little Rock, Arkansas	Saturday night
Sep 3	21,516	30-36	L	Los Angeles Chargers	Los Angeles Coliseum	Saturday night
	57,422	53-192				

#### REGULAR SEASON (4-9-1) (4th AFL West)

Sep 9	21,597	13-10	W	Boston Patriots	Boston Univ. Field	Friday night
Sep 18	15,229	27-21	W	Buffalo Bills	War Memorial Stadium	
Sep 23	20,462	24-28	L	New York Titans	Polo Grounds	Friday night
Oct 2	18,372	31-14	W	Oakland Raiders	Bears Stadium	
Oct 16	19,141	19-23	L	Los Angeles Chargers	Bears Stadium	
Oct 23	12,683	31-24	W	Boston Patriots	Bears Stadium	
Oct 30	13,002	14-17	L	Dallas Texans	Bears Stadium	
Nov 6	14,489	25-45	L	Houston Oilers	Bears Stadium	
Nov 13	21,000	7-34	L	Dallas Texans	Cotton Bowl	
Nov 20	20,778	10-20	L	Houston Oilers	Jeppesen Stadium	
Nov 27	7,785	38-38	T	Buffalo Bills	Bears Stadium	
Dec 4	5,861	27-30	L	New York Titans	Bears Stadium	
Dec 10	9,928	33-41	L	Los Angeles Chargers	Los Angeles Coliseum	Saturday
Dec 16	7,000	10-48	L	Oakland Raiders	Kezar Stadium	Friday night
	207,327	309-393		(Bye Oct 9)		

### 1961

HEAD COACH: Frank Filchok

#### PRESEASON (1-4)

Aug 12	10,000	13-31	L	Dallas Texans	Midland, Texas	Saturday night
Aug 19	6,500	48-21	W	Oakland Raiders	Spokane, Washington	Saturday night
Aug 25	21,710	27-29	L	Dallas Texans	Fort Worth, Texas	Friday night
Sep 1	10,087	10-42	L	Houston Oilers	Mobile, Alabama	Friday night
Sep 4	6,300	12-49	L	Oakland Raiders	Candlestick Park	Monday
	54,597	110-172				

#### REGULAR SEASON (3-11) (3rd AFL West)

Sep 10	16,636	22-10	W	Buffalo Bills	War Memorial Stadium	
Sep 16	14,479	17-45	L	Boston Patriots	Boston Univ. Field	Saturday night
Sep 24	14,381	28-35	L	New York Titans	Polo Grounds	
Oct 1	8,361	19-33	L	Oakland Raiders	Candlestick Park	
Oct 8	14,500	12-19	L	Dallas Texans	Bears Stadium	
Oct 15	11,129	27-24	W	Oakland Raiders	Bears Stadium	
Oct 22	12,508	27-10	W	New York Titans	Bears Stadium	
Oct 29	32,584	0-37	L	San Diego Chargers	Balboa Stadium	
Nov 5	11,564	14-55	L	Houston Oilers	Bears Stadium	
Nov 12	7,859	16-19	L	San Diego Chargers	Bears Stadium	
Nov 19	7,645	10-23	L	Buffalo Bills	Bears Stadium	
Nov 26	27,874	14-45	L	Houston Oilers	Jeppesen Stadium	
Dec 3	9,303	24-28	L	Boston Patriots	Bears Stadium	
Dec 10	8,000	21-49	L	Dallas Texans	Cotton Bowl	
	196,823	251-432		(Bye Dec 17)		

### 1962

HEAD COACH: Jack Faulkner

#### PRESEASON (2-2)

Aug 10	11,500	17-33	L	Houston Oilers	Atlanta, Ga.	Friday night
Aug 18	19,168	24-31	L	San Diego Chargers	Balboa Stadium	Saturday night
Aug 24	18,000	27-24	W	Dallas Texans	Fort Worth, Texas	Friday night
Aug 31	5,000	41-12	W	Oakland Raiders	Stockton, Calif.	Friday night
	53,668	109-100				

#### REGULAR SEASON (7-7) (2nd AFL West)

Sep 7	28,000	30-21	W	San Diego Chargers	Univ. of Denver Stadium	Friday night
Sep 15	30,577	23-20	W	Buffalo Bills	War Memorial Stadium	Saturday night
Sep 21	21,038	16-41	L	Boston Patriots	Boston Univ. Field	Friday night
Sep 30	17,213	32-10	W	New York Titans	Polo Grounds	
Oct 5	22,452	44-7	W	Oakland Raiders	Bears Stadium	Friday night

Oct 14	7,000	23-6	W	Oakland Raiders	Frank Youell Field	
Oct 21	34,496	20-10	W	Houston Oilers	Bears Stadium	
Oct 28	26,051	38-45	L	Buffalo Bills	Bears Stadium	
Nov 4	20,827	23-20	W	San Diego Chargers	Balboa Stadium	
Nov 11	28,187	29-33	L	Boston Patriots	Bears Stadium	
Nov 18	23,523	3-24	L	Dallas Texans	Bears Stadium	
Nov 22	15,776	45-46	L	New York Titans	Bears Stadium	Thursday
Dec 2	30,650	17-34	L	Houston Oilers	Jeppesen Stadium	
Dec 9	19,137	10-17	L	Dallas Texans	Cotton Bowl	
	324,927	353-334		(Bye Dec 16)		

### 1963

HEAD COACH: Jack Faulkner

#### PRESEASON (2-3)

Aug 3	11,445	27-10	W	Houston Oilers	Univ. of Denver Stadium	Saturday night
Aug 10	9,655	19-35	L	Oakland Raiders	Frank Youell Field	Saturday night
Aug 17	11,135	31-25	W	San Diego Chargers	Univ. of Denver Stadium	Saturday night
Aug 23	6,865	16-30	L	Kansas City Chiefs	Municipal Stadium	Friday night
Aug 31	7,000	14-21	L	Buffalo Bills	Winston-Salem, N.C.	Saturday night
	46,100	107-121				

#### REGULAR SEASON (2-11-1) (4th AFL West)

Sep 7	21,115	7-59	L	Kansas City Chiefs	Univ. of Denver Stadium	Saturday night
Sep 14	23,147	14-20	L	Houston Oilers	Jeppesen Stadium	Saturday night
Sep 29	18,636	14-10	W	Boston Patriots	Bears Stadium	
Oct 6	18,428	50-34	W	San Diego Chargers	Bears Stadium	
Oct 13	24,087	24-33	L	Houston Oilers	Bears Stadium	
Oct 18	25,418	21-40	L	Boston Patriots	Fenway Park	Friday night
Oct 26	20,377	35-35	T	New York Jets	Polo Grounds	Saturday night
Nov 3	19,424	28-30	L	Buffalo Bills	Bears Stadium	
Nov 9	30,989	17-27	L	Buffalo Bills	War Memorial Stadium	Saturday night
Nov 17	14,247	9-14	L	New York Jets	Bears Stadium	
Nov 28	14,763	10-26	L	Oakland Raiders	Bears Stadium	
Dec 8	17,443	21-52	L	Kansas City Chiefs	Municipal Stadium	Thursday
Dec 15	15,223	31-35	L	Oakland Raiders	Frank Youell Field	
Dec 22	31,312	20-58	L	San Diego Chargers	Balboa Stadium	
	298,213	301-473		(Bye Sep 22)		

### 1964

HEAD COACH: Jack Faulkner (4 games) & Mac Speedie (10 games)

#### PRESEASON (2-3)

Aug 8	26,293	20-34	L	San Diego Chargers	Balboa Stadium	Saturday night
Aug 14	13,545	7-20	L	Oakland Raiders	Bears Stadium	Friday night
Aug 20	32,127	32-20	W	Houston Oilers	Jeppesen Stadium	Thursday night
Aug 28	19,500	10-14	L	Kansas City Chiefs	Fort Worth, Texas	Friday night
Sep 5	20,568	27-17	W	Boston Patriots	Univ. of Denver Stadium	Saturday night
	112,033	96-105				

#### REGULAR SEASON (2-11-1) (4th AFL West)

Sep 12	45,665	6-30	L	New York Jets	Shea Stadium	Saturday night
Sep 20	28,501	13-30	L	Buffalo Bills	War Memorial Stadium	
Sep 27	22,651	17-38	L	Houston Oilers	Bears Stadium	
Oct 4	15,485	10-39	L	Boston Patriots	Bears Stadium	
— Jack Faulkner out, Mac Speedie in as head coach —						
Oct 11	16,285	33-27	W	Kansas City Chiefs	Bears Stadium	
Oct 18	23,332	14-42	L	San Diego Chargers	Balboa Stadium	
Oct 25	17,858	7-40	L	Oakland Raiders	Frank Youell Field	
Nov 1	15,053	39-49	L	Kansas City Chiefs	Municipal Stadium	
Nov 8	19,670	20-31	L	San Diego Chargers	Bears Stadium	
Nov 15	11,309	20-16	W	New York Jets	Bears Stadium	
Nov 20	24,979	7-12	L	Boston Patriots	Fenway Park	Friday night
Nov 29	15,958	20-20	T	Oakland Raiders	Bears Stadium	
Dec 13	14,431	19-30	L	Buffalo Bills	Bears Stadium	
Dec 20	15,839	15-34	L	Houston Oilers	Jeppesen Stadium	
	285,003	240-438		(Bye Dec 6)		

### 1965

HEAD COACH: Mac Speedie

#### PRESEASON (1-4)

Aug 7	17,707	24-30	L	Kansas City Chiefs	Univ. of Denver Stadium	Saturday night
Aug 14	18,000	27-17	W	Oakland Raiders	Salt Lake City, Utah	Saturday night
Aug 21	18,913	6-21	L	San Diego Chargers	Univ. of Denver Stadium	Saturday night
Aug 28	12,666	3-25	L	Houston Oilers	San Antonio, Texas	Saturday night
Sep 4	14,550	20-30	L	Oakland Raiders	Sacramento, California	Saturday night
	81,836	80-123				

REGULAR SEASON (4-10) (4th AFL West)						
Sep	11	27,022	31-34	L	San Diego Chargers	Balboa Stadium
Sep	19	30,682	15-30	L	Buffalo Bills	Bears Stadium
Sep	24	26,782	27-10	W	Boston Patriots	Fenway Park
Oct	3	34,988	16-13	W	New York Jets	Bears Stadium
Oct	10	31,001	23-31	L	Kansas City Chiefs	Bears Stadium
Oct	17	32,492	28-17	W	Houston Oilers	Bears Stadium
Oct	24	45,046	13-31	L	Buffalo Bills	War Memorial Stadium
Oct	31	53,717	10-45	L	New York Jets	Shea Stadium
Nov	7	33,073	21-35	L	San Diego Chargers	Bears Stadium
Nov	14	28,126	31-21	W	Houston Oilers	Rice Stadium
Nov	21	30,369	20-28	L	Oakland Raiders	Bears Stadium
Dec	5	19,023	13-24	L	Oakland Raiders	Frank Youell Field
Dec	12	27,207	20-28	L	Boston Patriots	Bears Stadium
Dec	19	14,421	35-45	L	Kansas City Chiefs	Municipal Stadium
		435,778	303-392	(Bye Nov 28)		

## 1966

**HEAD COACH:** Mac Speedie (2 games) & Rav Malavasi (12 games)

### PRESEASON (1-3)

Aug 6	17,771	30-32	L	Kansas City Chiefs	Univ. of Denver Stadium	Saturday night
Aug 12	30,476	3-25	L	Buffalo Bills	War Memorial Stadium	Friday night
Aug 24	18,442	28-16	W	Miami Dolphins	Memphis, Tennessee	Wednesday night
Aug 28	14,074	21-52	L	Oakland Raiders	Bears Stadium	
	80,763	82-126				

## REGULAR SEASON (4-10) (4th AFL West)

Sep 3	30,156	7-45	L	Houston Oilers	Rice Stadium	Saturday night
Sep 18	25,337	10-24	L	Boston Patriots	Bears Stadium	
— Mac Speedie out, Ray Malavasi in as head coach —						
Sep 25	29,878	7-16	L	New York Jets	Bears Stadium	Saturday night
Oct 2	27,203	40-38	W	Houston Oilers	Bears Stadium	
Oct 8	33,929	10-37	L	Kansas City Chief	Municipal Stadium	
Oct 16	23,393	7-24	L	Miami Dolphins	Orange Bowl	
Oct 23	26,196	10-56	L	Kansas City Chiefs	Bears Stadium	
Oct 30	25,819	17-24	L	San Diego Chargers	Balboa Stadium	
Nov 6	18,154	17-10	W	Boston Patriots	Fenway Park	
Nov 20	26,703	3-17	L	Oakland Raiders	Bears Stadium	
Nov 27	24,860	20-17	W	San Diego Chargers	Bears Stadium	
Dec 4	32,592	17-7	W	Miami Dolphins	Bears Stadium	
Dec 11	31,765	10-28	L	Oakland Raiders	Oakland Coliseum	
Dec 18	40,538	21-38	L	Buffalo Bills	War Memorial Stadium	
395,997		(Bye Sep 11 and Nov 13)				

## 1967

**HEAD COACH:** Lou Saban

### PRESEASON (3-1)

Jul	29	7,000	2-19	L	Miami Dolphins	Canton, Ohio	Saturday night
Aug	5	21,228	13-7	W	Detroit Lions (NFL)	Univ. of Denver Stadium	Saturday night
Aug	18	31,850	14-3	W	Minnesota Vikings (NFL)	Univ. of Denver Stadium	Friday night
Aug	27	6,500	21-17	W	Oakland Raiders	North Platte, Neb.	
		66,578	50-46				

## REGULAR SEASON (3-11) (4th AFL West)

Sep	3	35,488	26-21	W	Boston Patriots	Bears Stadium	
Sep	10	25,423	0-51	L	Oakland Raiders	Oakland Coliseum	
Sep	17	29,381	21-35	L	Miami Dolphins	Orange Bowl	
Sep	24	35,365	24-38	L	New York Jets	Bears Stadium	
Oct	1	21,798	6-10	L	Houston Oilers	Rice Stadium	
Oct	8	35,188	16-17	L	Buffalo Bills	Bears Stadium	
Oct	22	34,464	21-38	L	San Diego Chargers	Bears Stadium	
Oct	29	44,002	9-52	L	Kansas City Chiefs	Municipal Stadium	
Nov	5	29,043	17-21	L	Oakland Raiders	Bears Stadium	
Nov	12	30,392	18-20	L	Houston Oilers	Bears Stadium	
Nov	19	30,891	21-20	W	Buffalo Bills	War Memorial Stadium	
Nov	23	34,586	20-24	L	San Diego Chargers	Balboa Stadium	Thursday night
Dec	3	61,615	33-24	W	New York Jets	Shea Stadium	
Dec	17	31,660	24-38	L	Kansas City Chiefs	Bears Stadium	
		479,497	256-409		(Bye Oct 15 and Dec 10)		

## 1968

**HEAD COACH:** Lou Saban

### PRESEASON (1-4)

Aug 10	13,841	15-13	W	Cincinnati Bengals	Univ. of Denver Stadium	Saturday night
Aug 17	20,901	16-39	L	Minnesota Vikings	Univ. of Denver Stadium	Saturday night
Aug 23	22,254	6-22	L	San Francisco 49ers	Univ. of Denver Stadium	Friday night

Aug	30	10,328	3-6	L	San Diego Chargers	San Antonio, Texas	Friday night
Sep	7	18,031	7-23	L	Oakland Raiders	Portland, Ore.	Saturday night
		85,355	47-103				

**REGULAR SEASON (5-9) (4th AFL West)**

Sep 15	25,049	10-24	L	Cincinnati Bengals	Nippert Stadium
Sep 22	45,821	2-34	L	Kansas City Chiefs	Municipal Stadium
Sep 29	37,024	17-20	L	Boston Patriots	Bears Stadium
Oct 6	41,257	10-7	W	Cincinnati Bengals	Bears Stadium
Oct 13	62,052	21-13	W	New York Jets	Shea Stadium
Oct 20	42,953	24-55	L	San Diego Chargers	San Diego Stadium
Oct 27	44,115	21-14	W	Miami Dolphins	Bears Stadium
Nov 3	18,304	35-14	W	Boston Patriots	Fenway Park
Nov 10	50,002	7-43	L	Oakland Raiders	Bears Stadium
Nov 17	36,075	17-38	L	Houston Oilers	Astrodome
Nov 24	35,201	34-32	W	Buffalo Bills	Bears Stadium
Dec 1	35,212	23-47	L	San Diego Chargers	Bears Stadium
Dec 8	47,754	27-33	L	Oakland Raiders	Oakland Coliseum
Dec 14	38,463	7-30	L	Kansas City Chiefs	Bears Stadium
	559,382	255-404		(Bye Sep 8)	Saturday

## 1969

**HEAD COACH:** Lou Saban

### PRESEASON (1-4)

Aug 9	45,916	6-26	L	Minnesota Vikings (NFL)	Metropolitan Stadium	Saturday night
Aug 16	28,356	22-28	L	New Orleans Saints (NFL)	Mile High Stadium	Saturday night
Aug 23	33,161	19-15	W	San Francisco 49ers (NFL)	Mile High Stadium	Saturday night
Aug 30	18,375	10-26	L	Boston Patriots	Jacksonville, Florida	Saturday night
Sep 6	24,020	11-13	L	Cincinnati Bengals	Nippert Stadium	Saturday night
	149,828	68-108				

**REGULAR SEASON (5-8-1) (4th AFL West)**

Sep	14	43,482	35-7	W	Boston Patriots	Mile High Stadium	
Sep	21	50,583	21-19	W	New York Jets	Mile High Stadium	
Sep	28	40,302	28-41	L	Buffalo Bills	War Memorial Stadium	
Oct	5	50,564	13-26	L	Kansas City Chiefs	Mile High Stadium	
Oct	12	49,511	14-24	L	Oakland Raiders	Mile High Stadium	
Oct	19	27,920	30-23	W	Cincinnati Bengals	Nippert Stadium	
Oct	26	45,348	21-24	L	Houston Oilers	Astrodome	
Nov	2	45,511	13-0	W	San Diego Chargers	Mile High Stadium	
Nov	9	54,416	10-41	L	Oakland Raiders	Oakland Coliseum	
Nov	16	45,002	20-20	T	Houston Oilers	Mile High Stadium	
Nov	23	34,664	24-45	L	San Diego Chargers	San Diego Stadium	
Nov	27	48,773	17-31	L	Kansas City Chiefs	Municipal Stadium	Thursday
Dec	7	25,332	24-27	L	Miami Dolphins	Orange Bowl	
Dec	14	42,198	27-16	W	Cincinnati Bengals	Mile High Stadium	
		603,606	297-344				

## 1970

**HEAD COACH:** Lou Saban

**PRESEASON (3-2)**

Aug 15	36,327	26-16	W	St. Louis Cardinals	Mile High Stadium	Saturday night
Aug 22	42,499	7-24	L	Baltimore Colts	Mile High Stadium	Saturday night
Aug 29	26,238	7-23	L	San Francisco 49ers	Eugene, Oregon	Saturday night
Sep 5	42,373	30-17	W	Chicago Bears	Mile High Stadium	Saturday night
Sep 11	17,832	16-14	W	Boston Patriots	Salt Lake City, Utah	Friday night
	165,269	86-94				

**REGULAR SEASON (5-8-1) (4th AFL West)**

Sept	20	34,882	25-10	W	Buffalo Bills	War Memorial Stadium
Sept	27	50,705	16-13	W	Pittsburgh Steelers	Mile High Stadium
Oct	4	50,705	26-13	W	Kansas City Chiefs	Mile High Stadium
Oct	11	54,436	23-35	L	Oakland Raiders	Oakland Coliseum
Oct	18	50,705	24-10	W	Atlanta Falcons	Mile High Stadium
Oct	25	39,515	14-19	L	San Francisco 49ers	Kezar Stadium
Nov	1	50,705	3-19	L	Washington Redskins	Mile High Stadium
Nov	8	48,327	21-24	L	San Diego Chargers	San Diego Stadium
Nov	15	50,959	19-24	L	Oakland Raiders	Mile High Stadium
Nov	22	66,837	31-6	W	New Orleans Saints	Tulane Stadium
Nov	29	35,733	21-31	L	Houston Oilers	Astrodome
Dec	6	50,454	0-16	L	Kansas City Chiefs	Municipal Stadium
Dec	13	50,959	17-17	T	San Diego Chargers	Mile High Stadium
Dec	20	51,001	13-27	L	Cleveland Browns	Mile High Stadium
		685,923	253-264			

## 1971

HEAD COACH: Lou Saban (9 games) & Jerry Smith (5 games)

### PRESEASON (1-4)

Aug 14	42,561	13-17	L	Washington Redskins	Mile High Stadium	Saturday night
Aug 21	22,474	10-27	L	Atlanta Falcons	Memphis, Tenn.	Saturday night
Aug 28	33,184	17-33	L	San Francisco 49ers	Spokane, Wash.	Saturday night
Sep 4	43,000	14-7	W	Minnesota Vikings	Mile High Stadium	Saturday night
Sep 12	47,215	17-33	L	Chicago Bears	Soldier Field	Saturday night
	188,434	71-117				

### REGULAR SEASON (4-9-1) (4th AFC West)

Sep 19	51,228	10-10	T	Miami Dolphins	Mile High Stadium	
Sep 26	47,957	13-34	L	Green Bay Packers	Milwaukee County Stadium	
Oct 3	51,200	3-16	L	Kansas City Chiefs	Mile High Stadium	
Oct 10	51,200	16-27	L	Oakland Raiders	Mile High Stadium	
Oct 17	51,200	20-16	W	San Diego Chargers	Mile High Stadium	
Oct 24	75,674	27-0	W	Cleveland Browns	Cleveland Stadium	
Oct 31	65,358	16-17	L	Philadelphia Eagles	Veterans Stadium	
Nov 7	51,200	20-24	L	Detroit Lions	Mile High Stadium	
Nov 14	51,200	10-24	L	Cincinnati Bengals	Mile High Stadium	
— Lou Saban out, Jerry Smith in as head coach —						
Nov 21	49,945	10-28	L	Kansas City Chiefs	Municipal Stadium	
Nov 28	39,710	22-10	W	Pittsburgh Steelers	Three Rivers Stadium	
Dec 5	51,200	6-3	W	Chicago Bears	Mile High Stadium	
Dec 12	44,347	17-45	L	San Diego Chargers	San Diego Stadium	
Dec 19	54,651	13-21	L	Oakland Raiders	Oakland Coliseum	
	736,042	203-275				

## 1972

HEAD COACH: John Ralston

### PRESEASON (2-3)

Aug 11	46,043	0-41	L	Washington Redskins	RFK Stadium	Friday night
Aug 19	34,506	13-17	L	St. Louis Cardinals	Busch Stadium	Saturday night
Aug 27	58,115	27-24	W	San Francisco 49ers	Candlestick Park	
Sep 2	37,128	49-24	W	New England Patriots	Mile High Stadium	Saturday night
Sep 10	49,605	13-20	L	Baltimore Colts	Mile High Stadium	
	225,397	102-126				

### REGULAR SEASON (5-9) (3rd AFC West)

Sep 17	51,656	30-17	W	Houston Oilers	Mile High Stadium	
Sep 24	49,048	14-37	L	San Diego Chargers	San Diego Stadium	
Oct 1	51,656	24-45	L	Kansas City Chiefs	Mile High Stadium	
Oct 8	55,812	10-21	L	Cincinnati Bengals	Riverfront Stadium	
Oct 15	51,656	20-23	L	Minnesota Vikings	Mile High Stadium	
Oct 22	53,551	30-23	W	Oakland Raiders	Oakland Coliseum	
Oct 29	51,656	20-27	L	Cleveland Browns	Mile High Stadium	
Nov 5	62,689	17-29	L	New York Giants	Yankee Stadium	
Nov 12	65,398	16-10	W	Los Angeles Rams	L.A. Coliseum	
Nov 19	51,656	20-37	L	Oakland Raiders	Mile High Stadium	
Nov 26	58,850	20-23	L	Atlanta Falcons	Atlanta Stadium	
Dec 3	66,725	21-24	L	Kansas City Chiefs	Arrowhead Stadium	
Dec 10	51,478	38-13	W	San Diego Chargers	Mile High Stadium	
Dec 17	51,656	45-21	W	New England Patriots	Mile High Stadium	
	773,487	325-350				

## 1973

HEAD COACH: John Ralston

### PRESEASON (2-3)

Aug 10	38,923	10-14	L	Washington Redskins	RFK Stadium	Friday night
Aug 18	39,088	38-17	W	St. Louis Cardinals	Mile High Stadium	Saturday night
Aug 26	59,097	7-43	L	San Francisco 49ers	Candlestick Park	
Aug 31	42,336	16-14	W	Buffalo Bills	Mile High Stadium	Friday night
Sep 9	41,860	10-17	L	Baltimore Colts	Mile High Stadium	
	221,315	81-105				

### REGULAR SEASON (7-5-2) (2nd AFC West)

Sep 16	49,059	28-10	W	Cincinnati Bengals	Mile High Stadium	
Sep 23	51,706	34-36	L	San Francisco 49ers	Mile High Stadium	
Sep 30	51,159	14-33	L	Chicago Bears	Mile High Stadium	
Oct 7	71,414	14-16	L	Kansas City Chiefs	Arrowhead Stadium	
Oct 14	32,801	48-20	W	Houston Oilers	Astrodome	
Oct 22	51,270	23-23	T	Oakland Raiders	Mile High Stadium	Monday night
Oct 28	55,108	40-28	W	New York Jets	Shea Stadium	
Nov 4	46,565	17-17	T	St. Louis Cardinals	Busch Stadium	
Nov 11	51,034	30-19	W	San Diego Chargers	Mile High Stadium	
Nov 18	48,580	23-13	W	Pittsburgh Steelers	Three Rivers Stadium	

Nov 25	51,331	14-10	W	Kansas City Chiefs	Mile High Stadium
Dec 2	51,508	10-22	L	Dallas Cowboys	Mile High Stadium
Dec 9	44,954	42-28	W	San Diego Chargers	San Diego Stadium
Dec 16	51,910	17-21	L	Oakland Raiders	Oakland Coliseum
	708,399	354-296			

## 1974

HEAD COACH: John Ralston

### PRESEASON (4-2)

Aug 3	27,599	19-41	L	New York Jets	Mile High Stadium	Saturday night
Aug 10	23,822	27-21	W	Minnesota Vikings	Mile High Stadium	Saturday night
Aug 18	29,908	10-3	W	San Francisco 49ers	Candlestick Park	
Aug 24	56,257	31-21	W	Green Bay Packers	Lambeau Field	Saturday night
Aug 31	18,000	27-21	W	New England Patriots	Spokane, Wash.	Saturday night
Sep 8	43,253	14-20	L	Atlanta Falcons	Mile High Stadium	Sunday night
	198,839	128-127				

### REGULAR SEASON (7-6-1) (2nd AFC West)

Sep 15	56,981	10-17	L	Los Angeles Rams	Mile High Stadium	
Sep 22	50,858	35-35*	T	Pittsburgh Steelers	Mile High Stadium	* Overtime
Sep 30	54,395	3-30	L	Washington Redskins	RFK Stadium	Monday night
Oct 6	67,298	17-14	W	Kansas City Chiefs	Arrowhead Stadium	
Oct 13	50,751	33-17	W	New Orleans Saints	Mile High Stadium	
Oct 20	50,748	27-7	W	San Diego Chargers	Mile High Stadium	
Oct 27	60,478	21-23	L	Cleveland Browns	Cleveland Stadium	
Nov 3	45,766	17-28	L	Oakland Raiders	Mile High Stadium	
Nov 10	32,244	17-6	W	Baltimore Colts	Memorial Stadium	
Nov 18	50,236	34-42	L	Kansas City Chiefs	Mile High Stadium	Monday night
Nov 24	51,224	20-17	W	Oakland Raiders	Oakland Coliseum	
Nov 28	51,157	31-27	W	Detroit Lions	Tiger Stadium	Thursday
Dec 8	46,942	37-14	W	Houston Oilers	Mile High Stadium	
Dec 15	35,756	0-17	L	San Diego Chargers	San Diego Stadium	
	704,834	302-294				

## 1975

HEAD COACH: John Ralston

### PRESEASON (3-3)

Aug 9	35,269	20-23	L	Baltimore Colts	Mile High Stadium	Saturday night
Aug 16	40,089	21-24	L	New Orleans Saints	Superdome	Saturday night
Aug 23	33,813	27-21	W	Houston Oilers	Mile High Stadium	Saturday night
Aug 30	30,128	13-0	W	Chicago Bears	Soldier Field	Saturday night
Sep 7	45,686	10-44	L	San Francisco 49ers	Candlestick Park	
Sep 14	45,631	21-17	W	St. Louis Cardinals	Mile High Stadium	
	230,616	112-129				

### REGULAR SEASON (6-8) (2nd AFC West)

Sep 21	51,858	37-33	W	Kansas City Chiefs	Mile High Stadium	
Sep 29	52,491	23-13	W	Green Bay Packers	Mile High Stadium	Monday night
Oct 5	79,798	14-38	L	Buffalo Bills	Rich Stadium	
Oct 12	49,164	9-20	L	Pittsburgh Steelers	Three Rivers Stadium	
Oct 19	52,540	16-15	W	Cleveland Browns	Mile High Stadium	
Oct 26	70,043	13-26	L	Kansas City Chiefs	Arrowhead Stadium	
Nov 2	52,330	17-42	L	Oakland Raiders	Mile High Stadium	
Nov 9	49,702	16-17	L	Cincinnati Bengals	Mile High Stadium	
Nov 16	26,048	27-17	W	San Diego Chargers	San Diego Stadium	
Nov 23	28,686	21-35	L	Atlanta Falcons	Atlanta Stadium	
Nov 30	44,982	13-10*	W	San Diego Chargers	Mile High Stadium	* Overtime
Dec 8	51,075	10-17	L	Oakland Raiders	Oakland Coliseum	Monday night
Dec 14	36,860	25-10	W	Philadelphia Eagles	Mile High Stadium	
Dec 20	43,064	13-14	L	Miami Dolphins	Orange Bowl	Saturday
	688,641	254-307				

## 1976

HEAD COACH: John Ralston

### PRESEASON (5-2)

Jul 24	17,639	10-7	W	Detroit Lions	Canton, Ohio (Hall of Fame)	Saturday
Jul 31	22,495	14-15	L	Chicago Bears	Mile High Stadium	Saturday night
Aug 8	40,052	7-17	L	San Francisco 49ers	Candlestick Park	
Aug 14	54,567	13-9	W	Dallas Cowboys	Texas Stadium	Saturday night
Aug 21	22,887	52-7	W	Seattle Seahawks	Mile High Stadium	Saturday night
Aug 28	39,808	21-17	W	St. Louis Cardinals	Busch Stadium	Saturday night
Sep 5	52,129	30-17	W	Minnesota Vikings	Mile High Stadium	
	249,577	146-89				



DENVER  BRONCOS									
<b>REGULAR SEASON (9-5) (2nd AFC West)</b>									
Sep 12	53,464	7-17	L	Cincinnati Bengals	Riverfront Stadium				
Sep 19	62,519	46-3	W	New York Jets	Mile High Stadium				
Sep 26	62,758	44-13	W	Cleveland Browns	Mile High Stadium				
Oct 3	62,486	26-0	W	San Diego Chargers	Mile High Stadium				
Oct 10	47,928	3-17	L	Houston Oilers	Astrodome				
Oct 17	63,241	10-17	L	Oakland Raiders	Mile High Stadium				
Oct 24	57,961	35-26	W	Kansas City Chiefs	Arrowhead Stadium				
Oct 31	52,169	6-19	L	Oakland Raiders	Oakland Coliseum				
Nov 7	62,503	48-13	W	Tampa Bay Buccaneers	Mile High Stadium				
Nov 14	32,017	17-0	W	San Diego Chargers	San Diego Stadium				
Nov 21	62,961	14-13	W	New York Giants	Mile High Stadium				
Nov 28	61,128	14-38	L	New England Patriots	Schaefer Stadium				
Dec 5	57,995	17-16	W	Kansas City Chiefs	Mile High Stadium				
Dec 12	44,459	28-14	W	Chicago Bears	Soldier Field				
	783,589	315-206							

## 1977

### HEAD COACH: Red Miller

#### PRESEASON (5-1)

Aug 5	40,059	14-8	W	Baltimore Colts	Mile High Stadium	Friday night
Aug 13	44,001	15-7	W	St. Louis Cardinals	Mile High Stadium	Saturday night
Aug 20	21,239	10-2	W	Atlanta Falcons	Atlanta Stadium	Saturday night
Aug 28	29,532	24-28	L	Philadelphia Eagles	Veterans Stadium	Sunday night
Sep 2	54,916	27-10	W	Seattle Seahawks	Kingdome	Friday night
Sep 10	36,441	20-0	W	San Francisco 49ers	Candlestick Park	Saturday night
	226,188	110-55				

#### REGULAR SEASON (12-2) (1st AFC West)

Sep 18	75,002	7-0	W	St. Louis Cardinals	Mile High Stadium
Sep 25	74,737	26-6	W	Buffalo Bills	Mile High Stadium
Oct 2	53,108	24-13	W	Seattle Seahawks	Kingdome
Oct 9	74,718	23-7	W	Kansas City Chiefs	Mile High Stadium
Oct 16	53,616	30-7	W	Oakland Raiders	Oakland Coliseum
Oct 23	54,395	24-13	W	Cincinnati Bengals	Riverfront Stadium
Oct 30	75,007	14-24	L	Oakland Raiders	Mile High Stadium
Nov 6	74,967	21-7	W	Pittsburgh Steelers	Mile High Stadium
Nov 13	45,211	17-14	W	San Diego Chargers	San Diego Stadium
Nov 20	54,050	14-7	W	Kansas City Chiefs	Arrowhead Stadium
Nov 27	74,939	27-13	W	Baltimore Colts	Mile High Stadium
Dec 4	46,875	24-14	W	Houston Oilers	Astrodome
Dec 11	74,905	17-9	W	San Diego Chargers	Mile High Stadium
Dec 18	63,752	6-14	L	Dallas Cowboys	Texas Stadium
	892,899	274-148			

#### 1977 AFC DIVISIONAL PLAYOFF GAME

Dec 24	75,011	34-21	W	Pittsburgh Steelers	Mile High Stadium	Saturday
--------	--------	-------	---	---------------------	-------------------	----------

#### 1977 AFC CHAMPIONSHIP GAME

Jan 1	74,982	20-17	W	Oakland Raiders	Mile High Stadium
-------	--------	-------	---	-----------------	-------------------

#### SUPER BOWL XII

Jan 15	75,583	10-27	L	Dallas Cowboys	Louisiana Superdome, New Orleans, La.
--------	--------	-------	---	----------------	---------------------------------------

## 1978

### HEAD COACH: Red Miller

#### PRESEASON (2-2)

Aug 5	48,027	17-12	W	Houston Oilers	Astrodome	Saturday night
Aug 12	74,619	14-21	L	Dallas Cowboys	Mile High Stadium	Saturday night
Aug 19	18,301	23-13	W	Buffalo Bills	Rich Stadium	Saturday night
Aug 25	73,559	13-24	L	San Francisco 49ers	Mile High Stadium	Friday night
	214,506	67-70				

#### REGULAR SEASON (10-6) (1st AFC West)

Sep 3	74,904	14-6	W	Oakland Raiders	Mile High Stadium	
Sep 11	46,508	9-12*	L	Minnesota Vikings	Metropolitan Stadium	Mon. night (*OT)
Sep 17	74,983	27-14	W	San Diego Chargers	Mile High Stadium	
Sep 24	60,593	23-17*	W	Kansas City Chiefs	Arrowhead Stadium	*Overtime
Oct 1	74,989	28-7	W	Seattle Seahawks	Mile High Stadium	
Oct 8	50,077	0-23	L	San Diego Chargers	San Diego Stadium	
Oct 16	75,008	16-7	W	Chicago Bears	Mile High Stadium	Monday night
Oct 22	54,057	6-7	L	Baltimore Colts	Memorial Stadium	
Oct 29	62,948	20-17*	W	Seattle Seahawks	Kingdome	*Overtime
Nov 5	74,983	28-31	L	New York Jets	Mile High Stadium	
Nov 12	70,856	19-7	W	Cleveland Browns	Cleveland Stadium	
Nov 19	74,965	16-3	W	Green Bay Packers	Mile High Stadium	
Nov 23	71,785	14-17	L	Detroit Lions	Silverdome	Thursday
Dec 3	53,932	21-6	W	Oakland Raiders	Oakland Coliseum	

DENVER  BRONCOS									
Dec 10	74,149	24-3	W	Kansas City Chiefs	Mile High Stadium				
Dec 16	74,104	17-21	L	Pittsburgh Steelers	Mile High Stadium				Saturday
	1,067,693	282-198							
<b>1978 AFC DIVISIONAL PLAYOFF GAME</b>									
Dec 30	48,921	10-33	L	Pittsburgh Steelers	Three Rivers Stadium				Saturday

## 1979

### HEAD COACH: Red Miller

#### PRESEASON (3-1)

Aug 4	61,192	6-7	L	Dallas Cowboys	Texas Stadium	Saturday night
Aug 11	58,799	13-6	W	Washington Redskins	Mile High Stadium	Saturday night
Aug 18	34,133	21-0	W	San Francisco 49ers	Candlestick Park	Saturday night
Aug 24	75,103	20-17*	W	New England Patriots	Mile High Stadium	Friday night (*OT)
	229,227	60-30				

#### REGULAR SEASON (10-6) (2nd AFC West)

Sep 2	74,788	10-0	W	Cincinnati Bengals	Mile High Stadium	
Sep 6	74,884	9-13	L	Los Angeles Rams	Mile High Stadium	Thursday night
Sep 16	57,677	20-17*	W	Atlanta Falcons	Atlanta Stadium	*Overtime
Sep 23	74,879	37-34	W	Seattle Seahawks	Mile High Stadium	
Sep 30	52,632	3-27	L	Oakland Raiders	Oakland Coliseum	
Oct 7	74,997	7-0	W	San Diego Chargers	Mile High Stadium	
Oct 14	74,292	24-10	W	Kansas City Chiefs	Arrowhead Stadium	
Oct 22	49,699	7-42	L	Pittsburgh Steelers	Three Rivers Stadium	Monday night
Oct 28	74,908	20-3	W	Kansas City Chiefs	Mile High Stadium	
Nov 4	74,482	10-3	W	New Orleans Saints	Mile High Stadium	
Nov 11	74,379	45-10	W	New England Patriots	Mile High Stadium	
Nov 18	42,910	38-28	W	San Francisco 49ers	Candlestick Park	
Nov 25	74,186	10-14	L	Oakland Raiders	Mile High Stadium	
Dec 2	37,886	19-16	W	Buffalo Bills	Rich Stadium	
Dec 8	60,038	23-28	L	Seattle Seahawks	Kingdome	Saturday
Dec 17	51,906	7-17	L	San Diego Chargers	San Diego Stadium	Monday night
	1,024,543	289-262				

#### 1979 AFC WILD CARD PLAYOFF GAME

Dec 23	48,776	7-13	L	Houston Oilers	Astrodome
--------	--------	------	---	----------------	-----------

## 1980

### HEAD COACH: Red Miller

#### PRESEASON (2-2)

Aug 9	67,532	17-6	W	Cincinnati Bengals	Mile High Stadium	Saturday night
Aug 16	30,904	6-9	L	New York Giants	Giants Stadium	Saturday night
Aug 23	73,946	13-26	L	Los Angeles Rams	Mile High Stadium	Saturday night
Aug 30	53,060	38-0	W	Green Bay Packers	Lambeau Field	Saturday night
	225,442	74-41				

#### REGULAR SEASON (8-8) (4th AFC West)

Sep 7	70,307	6-27	L	Philadelphia Eagles	Veterans Stadium	
Sep 14	74,919	41-20	W	Dallas Cowboys	Mile High Stadium	
Sep 21	74,970	13-30	L	San Diego Chargers	Mile High Stadium	
Sep 29	59,602	14-23	L	New England Patriots	Schaefer Stadium	Monday night
Oct 5	81,065	19-16	W	Cleveland Browns	Cleveland Stadium	
Oct 13	74,657	20-17	W	Washington Redskins	Mile High Stadium	Monday night
Oct 19	74,459	17-23	L	Kansas City Chiefs	Mile High Stadium	
Oct 26	67,598	14-9	W	New York Giants	Giants Stadium	
Nov 2	74,717	16-20	L	Houston Oilers	Mile High Stadium	
Nov 9	51,435	20-13	W	San Diego Chargers	San Diego Stadium	
Nov 16	72,114	31-24	W	New York Jets	Mile High Stadium	
Nov 23	73,274	36-20	W	Seattle Seahawks	Mile High Stadium	
Dec 1	51,583	3-9	L	Oakland Raiders	Oakland Coliseum	Monday night
Dec 7	40,237	14-31	L	Kansas City Chiefs	Arrowhead Stadium	
Dec 14	73,974	21-24	L	Oakland Raiders	Mile High Stadium	
Dec 21	51,853	25-17	W	Seattle Seahawks	Kingdome	
	1,066,764	310-323				

## 1981

### HEAD COACH: Dan Reeves

#### PRESEASON (2-2)

Aug 7	63,644	7-33	L	New York Jets	Mile High Stadium	Friday night
Aug 15	41,502	14-24	L	Miami Dolphins	Orange Bowl	Saturday night
Aug 22	72,450	17-7	W	Green Bay Packers	Mile High Stadium	Saturday night
Aug 29	41,713	24-20	W	Cincinnati Bengals	Riverfront Stadium	Saturday night
	219,309	62-84				

**REGULAR SEASON (10-6) (Tie 1st AFC West)**

Sep 6	74,796	9-7	W	Oakland Raiders	Mile High Stadium
Sep 13	58,513	10-13	L	Seattle Seahawks	Kingdome
Sep 20	74,804	28-10	W	Baltimore Colts	Mile High Stadium
Sep 27	74,844	42-24	W	San Diego Chargers	Mile High Stadium
Oct 4	51,035	17-0	W	Oakland Raiders	Oakland Coliseum
Oct 11	74,816	27-21	W	Detroit Lions	Mile High Stadium
Oct 18	74,672	14-28	L	Kansas City Chiefs	Arrowhead Stadium
Oct 25	77,757	7-9	L	Buffalo Bills	Rich Stadium
Nov 2	74,834	19-17	W	Minnesota Vikings	Mile High Stadium
Nov 8	74,859	23-20*	W	Cleveland Browns	Mile High Stadium
Nov 15	64,518	24-7	W	Tampa Bay Buccaneers	Tampa Stadium
Nov 22	57,207	21-38	L	Cincinnati Bengals	Riverfront Stadium
Nov 29	51,533	17-34	L	San Diego Chargers	San Diego Stadium
Dec 6	74,744	16-13	W	Kansas City Chiefs	Mile High Stadium
Dec 13	74,527	23-13	W	Seattle Seahawks	Mile High Stadium
Dec 20	40,125	24-35	L	Chicago Bears	Soldier Field
1,073,636		321-289			

Monday night  
\*Overtime

**1982**

**HEAD COACH: Dan Reeves**

**PRESEASON (4-0)**

PRESEASON (7-0)						
Aug	14	57,482	33-20	W	Los Angeles Rams	Anaheim Stadium
Aug	21	74,465	17-14	W	Miami Dolphins	Mile High Stadium
Aug	28	73,371	27-17	W	Minnesota Vikings	Mile High Stadium
Sep	4	43,820	20-13	W	New York Jets	Giants Stadium
		249,138	97-64			

**REGULAR SEASON (2-7) (5th AFC West)**

Sep 12	73,564	3-23	L	San Diego Chargers	Mile High Stadium
Sep 19	73,899	24-21	W	San Francisco 49ers	Mile High Stadium
<i>57-day player strike cancels or postpones eight games</i>					
Sep 26	cancelled/players' strike			at New Orleans	
Oct 3	cancelled/players' strike			Pittsburgh	
Oct 10	cancelled/players' strike			at N.Y. Jets	
Oct 17	cancelled/players' strike			at Houston	
Oct 24	cancelled/players' strike			Los Angeles Raiders	
Oct 31	cancelled/players' strike			Buffalo	
Nov 7	postponed/players' strike			at Seattle (re-scheduled Jan. 2)	
Nov 14	cancelled/players' strike			at Kansas City	
Nov 21	73,916	10-17	L	Seattle Seahawks	Mile High Stadium
Nov 28	47,629	20-30	L	San Diego Chargers	San Diego Stadium
Dec 5	73,984	27-34	L	Atlanta Falcons	Mile High Stadium
Dec 12	48,112	27-24	W	Los Angeles Rams	Anaheim Stadium
Dec 19	74,192	16-37	L	Kansas City Chiefs	Mile High Stadium
Dec 26	44,160	10-27	L	Los Angeles Raiders	L.A. Coliseum
Jan 2	43,145	11-13	L	Seattle Seahawks	Kingdome
552,601		148-226			

(Rescheduled from Nov. 7)

**1983**

**HEAD COACH: Dan Reeves**

**PRESEASON (3-1)**

Aug 5	53,887	10-7	W	Seattle Seahawks	Mile High Stadium
Aug 13	73,199	21-10	W	Atlanta Falcons	Mile High Stadium
Aug 20	73,244	19-10	W	Cleveland Browns	Mile High Stadium
Aug 26	59,435	3-34	L	Minnesota Vikings	Metropolitan Stadium
259,765		53-61			

**REGULAR SEASON (9-7) (3rd AFC West)**

Sep 4	58,233	14-10	W	Pittsburgh Steelers	Three Rivers Stadium
Sep 11	52,613	17-10	W	Baltimore Colts	Memorial Stadium
Sep 18	74,202	10-13	L	Philadelphia Eagles	Mile High Stadium
Sep 25	74,289	7-22	L	Los Angeles Raiders	Mile High Stadium
Oct 2	58,210	14-31	L	Chicago Bears	Soldier Field
Oct 9	44,209	26-14	W	Houston Oilers	Astrodome
Oct 16	74,305	24-17	W	Cincinnati Bengals	Mile High Stadium
Oct 23	74,581	14-6	W	San Diego Chargers	Mile High Stadium
Oct 30	74,640	27-24	W	Kansas City Chiefs	Mile High Stadium
Nov 6	61,189	19-27	L	Seattle Seahawks	Kingdome
Nov 13	51,945	20-22	L	Los Angeles Raiders	L.A. Coliseum
Nov 20	74,710	38-27	W	Seattle Seahawks	Mile High Stadium
Nov 27	43,650	7-31	L	San Diego Chargers	San Diego Stadium
Dec 4	70,912	27-6	W	Cleveland Browns	Mile High Stadium
Dec 11	74,854	21-19	W	Baltimore Colts	Mile High Stadium
Dec 18	11,377	17-48	L	Kansas City Chiefs	Arrowhead Stadium
973,188		302-327			

**1983 AFC WILD CARD PLAYOFF GAME**

Dec 24	64,275	7-31	L	Seattle Seahawks	Kingdome	Saturday
--------	--------	------	---	------------------	----------	----------

**1984**

**HEAD COACH: Dan Reeves**

**PRESEASON (3-1)**

Aug 4	31,716	13-16	L	Washington Redskins	Mile High Stadium	Saturday night
Aug 11	70,211	21-20	W	San Francisco 49ers	Mile High Stadium	Saturday night
Aug 18	68,951	31-0	W	Indianapolis Colts	Mile High Stadium	Saturday night
Aug 24	30,988	24-13	W	Atlanta Falcons	Atlanta Stadium	Friday night
201,866		89-49				

**REGULAR SEASON (13-3) (1st AFC West)**

Sep 2	74,178	20-17	W	Cincinnati Bengals	Mile High Stadium
Sep 9	54,335	0-27	L	Chicago Bears	Soldier Field
Sep 16	61,980	24-14	W	Cleveland Browns	Cleveland Stadium
Sep 23	74,263	21-0	W	Kansas City Chiefs	Mile High Stadium
Sep 30	74,833	16-13	W	Los Angeles Raiders	Mile High Stadium
Oct 7	55,836	28-7	W	Detroit Lions	Silverdome
Oct 15	62,546	17-14	W	Green Bay Packers	Mile High Stadium
Oct 21	31,204	37-7	W	Buffalo Bills	Rich Stadium
Oct 28	91,020	22-19*	W	Los Angeles Raiders	L.A. Coliseum
Nov 4	74,908	26-19	W	New England Patriots	Mile High Stadium
Nov 11	53,162	16-13	W	San Diego Chargers	San Diego Stadium
Nov 18	74,716	42-21	W	Minnesota Vikings	Mile High Stadium
Nov 25	74,922	24-27	L	Seattle Seahawks	Mile High Stadium
Dec 2	38,494	13-16	L	Kansas City Chiefs	Arrowhead Stadium
Dec 9	74,867	16-13	W	San Diego Chargers	Mile High Stadium
Dec 15	64,411	31-14	W	Seattle Seahawks	Kingdome
1,032,737		353-241			

Monday night

\*Overtime

Saturday

**1984 AFC DIVISIONAL PLAYOFF GAME**

Dec 30	74,981	17-24	L	Pittsburgh Steelers	Mile High Stadium
--------	--------	-------	---	---------------------	-------------------

**1985**

**HEAD COACH: Dan Reeves**

**PRESEASON (2-2)**

Aug	10	49,374	20-30	L	New York Giants	Mile High Stadium	Saturday night
Aug	19	55,425	20-13	W	San Francisco 49ers	Candlestick Park	Monday night
Aug	24	71,406	20-3	W	Indianapolis Colts	Mile High Stadium	Saturday night
Aug	30	69,373	9-13	L	Minnesota Vikings	Mile High Stadium	Friday night
		245,578	69-59				

**REGULAR SEASON (11-5) (2nd AFC West)**

Sep 8	52,522	16-20	L	Los Angeles Rams	Anaheim Stadium
Sep 15	74,488	34-23	W	New Orleans Saints	Mile High Stadium
Sep 22	37,903	44-28	W	Atlanta Falcons	Atlanta Stadium
Sep 29	73,614	26-30	L	Miami Dolphins	Mile High Stadium
Oct 6	74,699	31-20	W	Houston Oilers	Mile High Stadium
Oct 13	60,128	15-10	W	Indianapolis Colts	Hoosier Dome
Oct 20	74,899	13-10*	W	Seattle Seahawks	Mile High Stadium
Oct 27	68,248	30-10	W	Kansas City Chiefs	Arrowhead Stadium
Nov 3	57,312	10-30	L	San Diego Chargers	San Diego Stadium
Nov 11	73,173	17-16	W	San Francisco 49ers	Mile High Stadium
Nov 17	74,376	30-24*	W	San Diego Chargers	Mile High Stadium
Nov 24	63,161	28-31*	L	Los Angeles Raiders	L.A. Coliseum
Dec 1	56,797	31-23	W	Pittsburgh Steelers	Three Rivers Stadium
Dec 8	75,042	14-17*	L	Los Angeles Raiders	Mile High Stadium
Dec 14	69,209	14-13	W	Kansas City Chiefs	Mile High Stadium
Dec 20	56,283	27-24	W	Seattle Seahawks	Kingdome
1,041,854		380-329			

\*Overtime

Monday night

\*Overtime

\*Overtime

\*Overtime

Saturday

Friday night

**1986**

**HEAD COACH: Dan Reeves**

**PRESEASON (2-2)**


Aug	9	47,408	7-10	L	New Orleans Saints	Mile High Stadium	Saturday night
Aug	16	53,193	27-29	L	Minnesota Vikings	Metrodome	Saturday night
Aug	23	73,592	14-9	W	San Francisco 49ers	Mile High Stadium	Saturday night
Aug	29	71,737	19-10	W	Los Angeles Rams	Mile High Stadium	Friday night
		245,930	67-48				

**REGULAR SEASON (11-5) (1st AFC West)**

Sep 7	75,695	38-36	W	Los Angeles Raiders	Mile High Stadium
Sep 15	57,305	21-10	W	Pittsburgh Steelers	Three Rivers Stadium
Sep 21	63,839	33-7	W	Philadelphia Eagles	Veterans Stadium
Sep 28	75,804	27-20	W	New England Patriots	Mile High Stadium
Oct 5	76,082	29-14	W	Dallas Cowboys	Mile High Stadium
Oct 12	55,662	31-14	W	San Diego Chargers	San Diego Stadium
Oct 20	73,759	10-22	L	New York Jets	Giants Stadium

Monday night

Monday night

DENVER  BRONCOS									
Oct 26	76,089	20-13	W	Seattle Seahawks	Mile High Stadium				
Nov 2	90,153	21-10	W	Los Angeles Raiders	L.A. Coliseum				
Nov 9	75,012	3-9	L	San Diego Chargers	Mile High Stadium				
Nov 16	75,745	38-17	W	Kansas City Chiefs	Mile High Stadium				
Nov 23	75,116	16-19	L	New York Giants	Giants Stadium				
Nov 30	58,705	34-28	W	Cincinnati Bengals	Mile High Stadium				
Dec 7	47,019	10-37	L	Kansas City Chiefs	Arrowhead Stadium				
Dec 13	75,905	31-30	W	Washington Redskins	Mile High Stadium				
Dec 20	63,697	16-41	L	Seattle Seahawks	Kingdome	Saturday			
	1,178,074	378-327				Saturday			

#### 1986 AFC DIVISIONAL PLAYOFF GAME

Jan 4	75,262	22-17	W	New England Patriots	Mile High Stadium				
-------	--------	-------	---	----------------------	-------------------	--	--	--	--

#### 1986 AFC CHAMPIONSHIP GAME

Jan 11	79,973	23-20*	W	Cleveland Browns	Cleveland Stadium			* Overtime	
--------	--------	--------	---	------------------	-------------------	--	--	------------	--

#### SUPER BOWL XXI

Jan 25	101,063	20-39	L	New York Giants	Rose Bowl, Pasadena, Calif.				
--------	---------	-------	---	-----------------	-----------------------------	--	--	--	--

### 1987

#### HEAD COACH: Dan Reeves

#### PRESEASON (3-2)

Aug 9	72,786	27-28	L	Los Angeles Rams	Wembley Stadium (London, American Bowl)				
Aug 15	67,500	20-14	W	Green Bay Packers	Sun Devil Stadium (Tempe, Ariz.)	Saturday night			
Aug 24	74,288	31-28	W	Miami Dolphins	Mile High Stadium	Monday night			
Aug 29	54,254	24-20	W	Los Angeles Rams	Anaheim Stadium	Saturday night			
Sep 3	74,081	17-27	L	Minnesota Vikings	Mile High Stadium	Thursday night			
	342,909	119-117							

#### REGULAR SEASON (10-4-1) (1st AFC West)

Sep 13	75,999	40-17	W	Seattle Seahawks	Mile High Stadium				
Sep 20	50,624	17-17*	T	Green Bay Packers	Milwaukee County Stadium	* Overtime			
Sep 28				<i>GAME CANCELLED</i>	<i>Broncos at Cleveland</i>	<i>Monday night</i>			
Oct 4	38,494	10-40	L	†Houston Oilers	Mile High Stadium				
Oct 12	61,230	30-14	W	†Los Angeles Raiders	Mile High Stadium	Monday night			
Oct 18	20,296	26-17	W	†Kansas City Chiefs	Arrowhead Stadium				
				†"Replacement Games"					
Oct 26	51,011	27-34	L	Minnesota Vikings	Metrodome	Monday night			
Nov 1	75,172	34-0	W	Detroit Lions	Mile High Stadium				
Nov 8	63,698	14-21	L	Buffalo Bills	Rich Stadium				
Nov 16	75,783	31-29	W	Chicago Bears	Mile High Stadium	Monday night			
Nov 22	61,318	23-17	W	Los Angeles Raiders	L.A. Coliseum				
Nov 29	61,880	31-17	W	San Diego Chargers	San Diego Stadium				
Dec 6	75,795	31-20	W	New England Patriots	Mile High Stadium				
Dec 13	61,759	21-28	L	Seattle Seahawks	Kingdome	Sunday night			
Dec 19	75,053	20-17	W	Kansas City Chiefs	Mile High Stadium	Saturday			
Dec 27	37,500	24-0	W	San Diego Chargers	Mile High Stadium				
	869,301	379-288							

#### 1987 AFC DIVISIONAL PLAYOFF GAME

Jan 10	75,440	34-10	W	Houston Oilers	Mile High Stadium				
--------	--------	-------	---	----------------	-------------------	--	--	--	--

#### 1987 AFC CHAMPIONSHIP GAME

Jan 17	76,197	38-33	W	Cleveland Browns	Mile High Stadium				
--------	--------	-------	---	------------------	-------------------	--	--	--	--

#### SUPER BOWL XXII

Jan 31	73,302	10-42	L	Washington Redskins	Jack Murphy Stadium, San Diego, Calif.				
--------	--------	-------	---	---------------------	--	--	--	--	--

### 1988

#### HEAD COACH: Dan Reeves

#### PRESEASON (3-1)

Aug 3	43,978	40-31	W	Los Angeles Rams	Anaheim Stadium	Wednesday night			
Aug 13	75,067	34-24	W	San Francisco 49ers	Mile High Stadium	Saturday night			
Aug 19	49,795	13-16*	L	Miami Dolphins	Joe Robbie Stadium	Fri. night (*OT)			
Aug 25	73,957	21-20	W	Indianapolis Colts	Mile High Stadium	Thursday night			
	242,797	108-91							

#### REGULAR SEASON (8-8) (2nd AFC West)

Sep 4	75,986	14-21	L	Seattle Seahawks	Mile High Stadium				
Sep 11	75,359	34-3	W	San Diego Chargers	Mile High Stadium				
Sep 18	63,268	13-20	L	Kansas City Chiefs	Arrowhead Stadium				
Sep 26	75,964	27-30*	L	Los Angeles Raiders	Mile High Stadium	Mon. night (*OT)			
Oct 2	55,763	12-0	W	San Diego Chargers	San Diego Stadium				
Oct 9	61,711	16-13*	W	San Francisco 49ers	Candlestick Park	*Overtime			
Oct 16	75,287	30-14	W	Atlanta Falcons	Mile High Stadium				
Oct 23	49,811	21-39	L	Pittsburgh Steelers	Three Rivers Stadium				
Oct 31	60,544	23-55	L	Indianapolis Colts	Hoosier Dome	Monday night			

DENVER  BRONCOS									
Nov 6	74,227	17-11	W	Kansas City Chiefs	Mile High Stadium				
Nov 13	75,806	30-7	W	Cleveland Browns	Mile High Stadium				
Nov 20	68,075	0-42	L	New Orleans Saints	Superdome				
Nov 27	74,141	35-24	W	Los Angeles Rams	Mile High Stadium				
Dec 4	65,561	20-21	L	Los Angeles Raiders	L.A. Coliseum				
Dec 11	62,838	14-42	L	Seattle Seahawks	Kingdome				Sunday night
Dec 17	70,910	21-10	W	New England Patriots	Mile High Stadium				Saturday
	1,085,251	327-352							

### 1989

#### HEAD COACH: Dan Reeves

#### PRESEASON (2-2)

Aug 12	70,049	17-13	W	Los Angeles Rams	Mile High Stadium			Saturday night	
Aug 19	58,641	17-35	L	San Francisco 49ers	Candlestick Park			Saturday night	
Aug 26	74,076	24-21*	W	Dallas Cowboys	Mile High Stadium			Sat. night (*OT)	
Sep 2	55,128	34-38	L	Indianapolis Colts	Hoosier Dome			Saturday night	
	257,894	92-107							

#### REGULAR SEASON (11-5) (1st AFC West)

Sep 10	74,284	34-20	W	Kansas City Chiefs	Mile High Stadium				
Sep 18	78,176	28-14	W	Buffalo Bills	Rich Stadium			Monday night	
Sep 24	75,754	31-21	W	Los Angeles Raiders	Mile High Stadium				
Oct 1	78,637	13-16	L	Cleveland Browns	Cleveland Stadium				
Oct 8	75,222	16-10	W	San Diego Chargers	Mile High Stadium				
Oct 15	74,680	14-3	W	Indianapolis Colts	Mile High Stadium				
Oct 22	62,353	24-21*	W	Seattle Seahawks	Kingdome	*Overtime			
Oct 29	75,065	24-28	L	Philadelphia Eagles	Mile High Stadium				
Nov 5	74,739	34-7	W	Pittsburgh Steelers	Mile High Stadium				
Nov 12	76,245	16-13	W	Kansas City Chiefs	Arrowhead Stadium				
Nov 20	52,975	14-10	W	Washington Redskins	RFK Stadium			Monday night	
Nov 26	75,117	41-14	W	Seattle Seahawks	Mile High Stadium				
Dec 3	87,560	13-16*	L	Los Angeles Raiders	L.A. Coliseum	*Overtime			
Dec 10	63,283	7-14	L	New York Giants	Mile High Stadium				
Dec 16	56,071	37-0	W	Phoenix Cardinals	Sun Devil Stadium			Saturday	
Dec 24	50,524	16-19	L	San Diego Chargers	San Diego Stadium				
	1,130,686	362-226							

#### 1989 AFC DIVISIONAL PLAYOFF GAME

Jan 7	75,477	24-23	W	Pittsburgh Steelers	Mile High Stadium				
-------	--------	-------	---	---------------------	-------------------	--	--	--	--

#### 1989 AFC CHAMPIONSHIP GAME

Jan 14	76,046	37-21	W	Cleveland Browns	Mile High Stadium				
--------	--------	-------	---	------------------	-------------------	--	--	--	--

#### SUPER BOWL XXIV

Jan 28	72,919	10-55	L	San Francisco 49ers	Superdome, New Orleans, La.				
--------	--------	-------	---	---------------------	-----------------------------	--	--	--	--

### 1990

#### HEAD COACH: Dan Reeves

#### PRESEASON (3-2)

Aug 5	48,827	10-7	W	Seattle Seahawks	Tokyo Dome (Japan, American Bowl)				
Aug 11	51,044	16-7	W	Indianapolis Colts	Hoosier Dome			Saturday night	
Aug 20	74,164	24-27	L	San Francisco 49ers	Mile High Stadium			Monday night	
Aug 25	44,897	16-17	L	Miami Dolphins	Joe Robbie Stadium			Saturday night	
Aug 31	71,082	25-14	W	Phoenix Cardinals	Mile High Stadium			Friday night	
	290,014	91-72							

#### REGULAR SEASON (5-11) (5th AFC West)

Sep 9	54,206	9-14	L	Los Angeles Raiders	L.A. Coliseum				
Sep 17	75,277	24-23	W	Kansas City Chiefs	Mile High Stadium			Monday night	
Sep 23	75,290	34-31*	W	Seattle Seahawks	Mile High Stadium	*Overtime			
Sep 30	74,393	28-29	L	Buffalo Bills	Rich Stadium				
Oct 8	74,814	29-30	L	Cleveland Browns	Mile High Stadium			Monday night	
Oct 14	74,285	17-34	L	Pittsburgh Steelers	Mile High Stadium				
Oct 21	29,850	27-17	W	Indianapolis Colts	Hoosier Dome				
Nov 4	57,331	22-27	L	Minnesota Vikings	Metrodome			Sunday night	
Nov 11	59,557	7-19	L	San Diego Chargers	San Diego Stadium				
Nov 18	75,013	13-16*	L	Chicago Bears	Mile High Stadium	*Overtime			
Nov 22	73,896	27-40	L	Detroit Lions	Silverdome	Thursday			
Dec 2	74,162	20-23	L	Los Angeles Raiders	Mile High Stadium				
Dec 9	74,347	20-31	L	Kansas City Chiefs	Arrowhead Stadium				
Dec 16	64,919	20-10	W	San Diego Chargers	Mile High Stadium				
Dec 23	55,845	12-17	L	Seattle Seahawks	Kingdome			Sunday night	
Dec 30	46,943	22-13	W	Green Bay Packers	Mile High Stadium				
	1,071,128	331-374		(Bye Oct 28)					



1991

HEAD COACH: Dan Reeves

PRESEASON (2-3)

Jul 27	23,815	3-14	L	Detroit Lions	Canton, Ohio (Hall of Fame)	Saturday
Aug 2	75,375	10-3	W	Indianapolis Colts	Mile High Stadium	Friday night
Aug 7	54,170	6-24	L	San Francisco 49ers	Candlestick Park	Wednesday night
Aug 19	72,555	21-13	W	Miami Dolphins	Mile High Stadium	Monday night
Aug 23	38,372	10-34	L	Phoenix Cardinals	Sun Devil Stadium	Friday night
	264,287	50-88				

REGULAR SEASON (12-4) (1st AFC West)

Sep 1	72,855	45-14	W	Cincinnati Bengals	Mile High Stadium	
Sep 8	48,569	13-16	L	Los Angeles Raiders	L.A. Coliseum	
Sep 15	74,152	16-10	W	Seattle Seahawks	Mile High Stadium	
Sep 22	73,258	27-19	W	San Diego Chargers	Mile High Stadium	
Sep 29	55,031	13-6	W	Minnesota Vikings	Metrodome	Sunday night
Oct 6	59,145	14-42	L	Houston Oilers	Astrodome	
Oct 20	75,866	19-16	W	Kansas City Chiefs	Mile High Stadium	
Oct 27	43,994	9-6	W	New England Patriots	Foxboro Stadium	
Nov 3	70,973	20-13	W	Pittsburgh Steelers	Mile High Stadium	Sunday night
Nov 10	75,896	16-17	L	Los Angeles Raiders	Mile High Stadium	
Nov 17	74,661	24-20	W	Kansas City Chiefs	Arrowhead Stadium	
Nov 24	60,430	10-13	L	Seattle Seahawks	Kingdome	
Dec 1	67,116	20-3	W	New England Patriots	Mile High Stadium	
Dec 8	73,539	17-7	W	Cleveland Browns	Cleveland Stadium	
Dec 15	74,098	24-19	W	Phoenix Cardinals	Mile High Stadium	
Dec 22	51,449	17-14	W	San Diego Chargers	San Diego Stadium	
	1,053,275	304-235		(Bye Oct 13)		

1991 AFC DIVISIONAL PLAYOFF GAME

Jan 4	75,301	26-24	W	Houston Oilers	Mile High Stadium	Saturday
-------	--------	-------	---	----------------	-------------------	----------

1991 AFC CHAMPIONSHIP GAME

Jan 12	80,272	7-10	L	Buffalo Bills	Rich Stadium	
--------	--------	------	---	---------------	--------------	--

1992

HEAD COACH: Dan Reeves

PRESEASON (1-4)

Aug 3	50,435	7-13	L	San Francisco 49ers	Candlestick Park	Monday night
Aug 8	66,521	31-10	W	Tampa Bay Buccaneers	Mile High Stadium	Saturday night
Aug 15	60,813	27-31	L	Miami Dolphins	Berlin, Germany (American Bowl)	Saturday
Aug 22	61,485	3-17	L	Dallas Cowboys	Texas Stadium	Saturday night
Aug 28	66,743	17-21	L	Phoenix Cardinals	Mile High Stadium	Friday night
	305,997	75-92				

REGULAR SEASON (8-8) (3rd AFC West)

Sep 6	75,418	17-13	W	Los Angeles Raiders	Mile High Stadium	Sunday night
Sep 13	74,367	21-13	W	San Diego Chargers	Mile High Stadium	
Sep 20	65,833	0-30	L	Philadelphia Eagles	Veterans Stadium	
Sep 27	78,064	12-0	W	Cleveland Browns	Cleveland Stadium	
Oct 4	75,629	20-19	W	Kansas City Chiefs	Mile High Stadium	
Oct 12	56,371	17-34	L	Washington Redskins	RFK Stadium	Monday night
Oct 18	74,827	27-21	W	Houston Oilers	Mile High Stadium	
Oct 25	53,576	21-24	L	San Diego Chargers	Jack Murphy Stadium	
Nov 8	74,678	27-16	W	New York Jets	Mile High Stadium	
Nov 15	75,269	27-13	W	New York Giants	Mile High Stadium	
Nov 22	50,011	0-24	L	Los Angeles Raiders	L.A. Coliseum	
Nov 30	51,612	13-16*	L	Seattle Seahawks	Kingdome	Mon. night (*OT)
Dec 6	74,946	27-31	L	Dallas Cowboys	Mile High Stadium	
Dec 12	71,740	17-27	L	Buffalo Bills	Rich Stadium	Saturday
Dec 20	72,570	10-6	W	Seattle Seahawks	Mile High Stadium	
Dec 27	76,240	20-42	L	Kansas City Chiefs	Arrowhead Stadium	
	1,108,833	262-329		(Bye Nov 1)		

1993

HEAD COACH: Wade Phillips

PRESEASON (2-2)

Aug 7	38,020	23-7	W	Tampa Bay Buccaneers	Tampa Stadium	Saturday night
Aug 16	71,921	13-16	L	San Francisco 49ers	Mile High Stadium	Monday night
Aug 20	59,383	34-24	W	Miami Dolphins	Mile High Stadium	Friday night
Aug 27	44,207	9-34	L	Phoenix Cardinals	Sun Devil Stadium	Friday night
	213,531	79-81				

REGULAR SEASON (9-7) (3rd AFC West)

Sep 5	68,130	26-20	W	New York Jets	Giants Stadium	
Sep 12	75,074	34-17	W	San Diego Chargers	Mile High Stadium	

Sep 20	78,453	7-15	L	Kansas City Chiefs	Arrowhead Stadium	Monday night
Oct 3	74,953	35-13	W	Indianapolis Colts	Mile High Stadium	
Oct 10	58,943	27-30	L	Green Bay Packers	Lambeau Field	Sunday night
Oct 18	75,712	20-23	L	Los Angeles Raiders	Mile High Stadium	Monday night
Oct 31	73,644	28-17	W	Seattle Seahawks	Mile High Stadium	
Nov 7	77,818	29-14	W	Cleveland Browns	Cleveland Stadium	
Nov 14	67,329	23-26	L	Minnesota Vikings	Mile High Stadium	
Nov 21	74,840	37-13	W	Pittsburgh Steelers	Mile High Stadium	
Nov 28	57,812	17-9	W	Seattle Seahawks	Kingdome	
Dec 5	60,233	10-13	L	San Diego Chargers	Jack Murphy Stadium	
Dec 12	75,822	27-21	W	Kansas City Chiefs	Mile High Stadium	
Dec 18	53,056	13-3	W	Chicago Bears	Soldier Field	Saturday
Dec 26	73,434	10-17	L	Tampa Bay Buccaneers	Mile High Stadium	
Jan 2	66,904	30-33*	L	Los Angeles Raiders	L.A. Coliseum	* Overtime
	1,112,157	373-284		(Bye Sep 26 and Oct 24)		

1993 AFC WILD CARD PLAYOFF GAME

Jan 9	65,314	24-42	L	Los Angeles Raiders	L.A. Coliseum	
-------	--------	-------	---	---------------------	---------------	--

1994

HEAD COACH: Wade Phillips

PRESEASON (2-3)

Jul 31	37,406	22-25	L	Los Angeles Raiders	Barcelona, Spain (American Bowl)	
Aug 6	72,231	37-16	W	Atlanta Falcons	Mile High Stadium	Saturday night
Aug 12	52,429	3-20	L	San Francisco 49ers	Candlestick Park	Friday night
Aug 21	63,923	10-34	L	Dallas Cowboys	Texas Stadium	
Aug 25	70,075	30-21	W	Arizona Cardinals	Mile High Stadium	Thursday night
	258,695	102-116				

REGULAR SEASON (7-9) (4th AFC West)

Sep 4	74,032	34-37	L	San Diego Chargers	Mile High Stadium	Sunday night
Sep 11	73,436	22-25*	L	New York Jets	Giants Stadium	* Overtime
Sep 18	75,764	16-48	L	Los Angeles Raiders	Mile High Stadium	
Sep 26	75,373	20-27	L	Buffalo Bills	Rich Stadium	Monday night
Oct 9	63,872	16-9	W	Seattle Seahawks	Husky Stadium	
Oct 17	75,151	28-31	L	Kansas City Chiefs	Mile High Stadium	Monday night
Oct 23	61,626	20-15	W	San Diego Chargers	Jack Murphy Stadium	
Oct 30	73,190	26-14	W	Cleveland Browns	Mile High Stadium	
Nov 6	48,103	21-27	L	L.A. Rams	Anaheim Stadium	
Nov 13	71,290	17-10	W	Seattle Seahawks	Mile High Stadium	
Nov 20	70,594	32-28	W	Atlanta Falcons	Mile High Stadium	
Nov 27	69,714	15-13	W	Cincinnati Bengals	Mile High Stadium	
Dec 4	77,631	20-17*	W	Kansas City Chiefs	Arrowhead Stadium	* Overtime
Dec 11	60,016	13-23	L	L.A. Raiders	L.A. Coliseum	
Dec 17	64,884	19-42	L	San Francisco 49ers	Candlestick Park	Saturday
Dec 24	64,445	28-30	L	New Orleans Saints	Mile High Stadium	Saturday
	1,099,121	347-386				

1995

HEAD COACH: Mike Shanahan

PRESEASON (3-2)

July 29	71,182	9-7	W	San Francisco 49ers	Mile High Stadium	Saturday night
Aug 5	48,526	24-10	W	San Francisco 49ers	Tokyo Dome (American Bowl)	Saturday night
Aug 12	57,017	10-19	L	Carolina Panthers	Clemson Stadium	Saturday night
Aug 21	72,451	20-17	W	Dallas Cowboys	Mile High Stadium	Monday night
Aug 25	66,023	17-23	L	Jacksonville Jaguars	Jacksonville Municipal Stadium	Friday night
	315,199	80-76				

REGULAR SEASON (8-8) (4th AFC West)

Sep 3	75,157	22-7	W	Buffalo Bills	Mile High Stadium	Sunday night
Sep 10	64,578	21-31	L	Dallas Cowboys	Texas Stadium	
Sep 17	71,930	38-31	W	Washington Redskins	Mile High Stadium	
Sep 24	58,987	6-17	L	San Diego Chargers	Jack Murphy Stadium	
Oct 1	49,914	10-27	L	Seattle Seahawks	Kingdome	
Oct 8	60,074	37-3	W	New England Patriots	Foxboro Stadium	Sunday night
Oct 16	75,491	27-0	W	Oakland Raiders	Mile High Stadium	Monday night
Oct 22	71,044	7-21	L	Kansas City Chiefs	Mile High Stadium	
Nov 5	71,488	38-6	W	Arizona Cardinals	Mile High Stadium	
Nov 12	60,842	13-31	L	Philadelphia Eagles	Veterans Stadium	Sunday night
Nov 19	74,681	30-27	W	San Diego Chargers	Mile High Stadium	
Nov 26	36,113	33-42	L	Houston Oilers	Astrodome	
Dec 3	72,231	31-23	W	Jacksonville Jaguars	Mile High Stadium	
Dec 10	71,488	27-31	L	Seattle Seahawks	Mile High Stadium	
Dec 17	75,061	17-20	L	Kansas City Chiefs	Arrowhead Stadium	
Dec 24	50,074	31-28	W	Oakland Raiders	Oakland-Alameda County Coliseum	
	1,039,153	388-345				

1996

HEAD COACH: Mike Shanahan

**PRESEASON (3-1)**

Aug 3	48,577	20-17	W	San Francisco 49ers	3Com Park	Saturday
Aug 10	70,649	40-28	W	Carolina Panthers	Mile High Stadium	Saturday night
Aug 17	56,115	20-3	W	Dallas Cowboys	Texas Stadium	Saturday night
Aug 23	57,665	24-31	L	Jacksonville Jaguars	Mile High Stadium	Friday night
	233,006	104-79				

**REGULAR SEASON (13-3) (1st AFC West)**

Sep 1	70,595	31-6	W	New York Jets	Mile High Stadium	
Sep 8	43,671	30-20	W	Seattle Seahawks	Kingdome	
Sep 15	71,535	27-23	W	Tampa Bay Buccaneers	Mile High Stadium	Sunday night
Sep 22	79,439	14-17	L	Kansas City Chiefs	Arrowhead Stadium	
Sep 29	51,798	14-10	W	Cincinnati Bengals	Cinergy Field	
Oct 6	75,058	28-17	W	San Diego Chargers	Mile High Stadium	
Oct 20	70,453	45-34	W	Baltimore Ravens	Mile High Stadium	
Oct 27	75,652	34-7	W	Kansas City Chiefs	Mile High Stadium	
Nov 4	61,179	22-21	W	Oakland Raiders	Oakland-Alameda County Coliseum	Mon. night
Nov 10	75,555	17-12	W	Chicago Bears	Mile High Stadium	
Nov 17	59,452	34-8	W	New England Patriots	Foxboro Stadium	
Nov 24	59,142	21-17	W	Minnesota Vikings	Hubert H. Humphrey Metrodome	
Dec 1	74,982	34-7	W	Seattle Seahawks	Mile High Stadium	
Dec 8	60,712	6-41	L	Green Bay Packers	Lambeau Field	
Dec 15	75,466	24-19	W	Oakland Raiders	Mile High Stadium	
Dec 22	46,801	10-16	L	San Diego Chargers	Jack Murphy Stadium	Sunday night
	1,051,490	391-275				

**1996 AFC DIVISIONAL PLAYOFF GAME**

Jan 4	75,678	27-30	L	Jacksonville Jaguars	Mile High Stadium	Saturday
-------	--------	-------	---	----------------------	-------------------	----------

1997

HEAD COACH: Mike Shanahan

**PRESEASON (3-2)**

Jul 26	69,739	31-10	W	Buffalo Bills	Mile High Stadium	Saturday night
Aug 4	104,629	19-38	L	Miami Dolphins	Estadio Guillermo Canedo (Mexico City, American Bowl)	Monday night
Aug 9	68,296	23-13	W	Carolina Panthers	Ericsson Stadium	Saturday night
Aug 17	55,354	21-31	L	New England Patriots	Foxboro Stadium	
Aug 23	69,874	31-17	W	San Francisco 49ers	Mile High Stadium	Saturday night
	367,892	125-109				

**REGULAR SEASON (12-4) (2nd AFC West)**

Aug 31	75,600	19-3	W	Kansas City Chiefs	Mile High Stadium	
Sep 7	55,859	35-14	W	Seattle Seahawks	Kingdome	
Sep 14	74,338	35-14	W	St. Louis Rams	Mile High Stadium	
Sep 21	73,871	38-20	W	Cincinnati Bengals	Mile High Stadium	
Sep 28	48,211	29-21	W	Atlanta Falcons	Georgia Dome	
Oct 6	75,821	34-13	W	New England Patriots	Mile High Stadium	Monday night
Oct 19	57,006	25-28	L	Oakland Raiders	Oakland-Alameda County Coliseum	
Oct 26	78,458	23-20*	W	Buffalo Bills	Rich Stadium	*Overtime
Nov 2	74,212	30-27	W	Seattle Seahawks	Mile High Stadium	
Nov 9	71,408	34-0	W	Carolina Panthers	Mile High Stadium	
Nov 16	77,963	22-24	L	Kansas City Chiefs	Arrowhead Stadium	
Nov 24	75,307	31-3	W	Oakland Raiders	Mile High Stadium	Monday night
Nov 30	54,245	38-28	W	San Diego Chargers	Qualcomm Stadium	Sunday night
Dec 7	59,739	24-35	L	Pittsburgh Steelers	Three Rivers Stadium	
Dec 15	68,461	17-34	L	San Francisco 49ers	3Com Park	Monday night
Dec 21	69,632	38-3	W	San Diego Chargers	Mile High Stadium	
	1,090,131	472-287				

**1997 AFC WILD CARD PLAYOFF GAME**

Dec 27	74,481	42-17	W	Jacksonville Jaguars	Mile High Stadium	Saturday
--------	--------	-------	---	----------------------	-------------------	----------

**1997 AFC DIVISIONAL PLAYOFF GAME**

Jan 4	76,965	14-10	W	Kansas City Chiefs	Arrowhead Stadium	
-------	--------	-------	---	--------------------	-------------------	--

**1997 AFC CHAMPIONSHIP GAME**

Jan 11	61,382	24-21	W	Pittsburgh Steelers	Three Rivers Stadium	
--------	--------	-------	---	---------------------	----------------------	--

**SUPER BOWL XXXII**

Jan 25	68,912	31-24	W	Green Bay Packers	Qualcomm Stadium, San Diego, Calif.	
--------	--------	-------	---	-------------------	-------------------------------------	--

1998

HEAD COACH: Mike Shanahan

**PRESEASON (3-1)**

Aug 8	53,842	20-13	W	St. Louis Rams	Trans World Dome	Saturday night
Aug 14	70,937	17-10	W	New Orleans Saints	Mile High Stadium	Friday night
Aug 24	73,183	34-31	W	Green Bay Packers	Mile High Stadium	Monday night
Aug 29	33,194	13-16	L	Tennessee Oilers	Vanderbilt Stadium	Saturday
	231,156	84-70				

**REGULAR SEASON (14-2) (1st AFC West)**

Sep 7	74,745	27-21	W	New England Patriots	Mile High Stadium	Monday night
Sep 13	75,013	42-23	W	Dallas Cowboys	Mile High Stadium	
Sep 20	56,578	34-17	W	Oakland Raiders	Oakland-Alameda County Coliseum	
Sep 27	71,880	38-16	W	Washington Redskins	Jack Kent Cooke Stadium	
Oct 4	73,218	41-16	W	Philadelphia Eagles	Mile High Stadium	
Oct 11	66,258	21-16	W	Seattle Seahawks	Kingdome	
Oct 25	75,217	37-24	W	Jacksonville Jaguars	Mile High Stadium	
Nov 1	59,974	33-26	W	Cincinnati Bengals	Cinergy Field	
Nov 8	74,925	27-10	W	San Diego Chargers	Mile High Stadium	
Nov 16	78,100	30-7	W	Kansas City Chiefs	Arrowhead Stadium	Monday night
Nov 22	75,325	40-14	W	Oakland Raiders	Mile High Stadium	
Nov 29	66,532	31-16	W	San Diego Chargers	Qualcomm Stadium	Sunday night
Dec 6	74,962	35-31	W	Kansas City Chiefs	Mile High Stadium	
Dec 13	72,336	16-20	L	New York Giants	Giants Stadium	
Dec 21	74,363	21-31	L	Miami Dolphins	Pro Player Stadium	Monday night
Dec 27	74,057	28-21	W	Seattle Seahawks	Mile High Stadium	
	1,143,213	501-309				

**1998 AFC DIVISIONAL PLAYOFF GAME**

Jan 9	75,729	38-3	W	Miami Dolphins	Mile High Stadium	Saturday
-------	--------	------	---	----------------	-------------------	----------

**1998 AFC CHAMPIONSHIP GAME**

Jan 17	75,482	23-10	W	New York Jets	Mile High Stadium	
--------	--------	-------	---	---------------	-------------------	--

**SUPER BOWL XXXIII**

Jan 31	74,803	34-19	W	Atlanta Falcons	Pro Player Stadium, Miami, Fla.	
--------	--------	-------	---	-----------------	---------------------------------	--

1999

HEAD COACH: Mike Shanahan

**PRESEASON (3-2)**

Aug 7	73,811	20-17	W	San Diego Chargers	Stadium Australia (Sydney, American Bowl)	
Aug 14	67,941	38-7	W	Arizona Cardinals	Mile High Stadium	Saturday night
Aug 23	78,184	12-27	L	Green Bay Packers	Camp Randall Stad., Madison, Wisc.	Monday night
Aug 29	61,893	12-22	L	Dallas Cowboys	Texas Stadium	Sunday night
Sep 3	68,421	34-3	W	San Francisco 49ers	Mile High Stadium	Friday night
	350,250	116-76				

**REGULAR SEASON (6-10) (5th AFC West)**

Sep 13	75,623	21-38	L	Miami Dolphins	Mile High Stadium	Monday night
Sep 19	78,683	10-26	L	Kansas City Chiefs	Arrowhead Stadium	
Sep 26	65,297	10-13	L	Tampa Bay Buccaneers	Raymond James Stadium	
Oct 3	74,181	13-21	L	New York Jets	Mile High Stadium	
Oct 10	55,704	16-13	W	Oakland Raiders	Network Associates Coliseum	
Oct 17	73,352	31-10	W	Green Bay Packers	Mile High Stadium	
Oct 24	60,011	23-24	L	New England Patriots	Foxboro Stadium	
Oct 31	75,021	20-23	L	Minnesota Vikings	Mile High Stadium	
Nov 7	61,204	33-17	W	San Diego Chargers	Qualcomm Stadium	
Nov 14	66,314	17-20	L	Seattle Seahawks	Kingdome	Sunday night
Nov 22	70,012	27-21*	W	Oakland Raiders	Mile High Stadium	*Overtime/Mon. night
Dec 5	73,855	10-16	L	Kansas City Chiefs	Mile High Stadium	
Dec 13	71,357	24-27	L	Jacksonville Jaguars	ALLTEL Stadium	Monday night
Dec 19	65,987	36-30*	W	Seattle Seahawks	Mile High Stadium	
Dec 25	73,158	17-7	W	Detroit Lions	Silverdome	Saturday
Jan 2	69,278	6-12	L	San Diego Chargers	Mile High Stadium	
	1,109,037	314-318				

2000

HEAD COACH: Mike Shanahan

**PRESEASON (4-0)**

Aug 5	37,781	31-17	W	Arizona Cardinals	Sun Devil Stadium	Saturday night
Aug 13	75,367	26-20	W	Green Bay Packers	Mile High Stadium	
Aug 19	76,632	36-23	W	Dallas Cowboys	Mile High Stadium	Saturday night
Aug 25	65,016	28-24	W	San Francisco 49ers	3COM Park	Friday night
	254,796	121-84				





1964—@Kansas City 49, Denver 39  
 1965—Kansas City 31, @Denver 23  
 1965—@Kansas City 45, Denver 35  
 1966—@Kansas City 37, Denver 10  
 1966—Kansas City 56, @Denver 10  
 1967—@Kansas City 52, Denver 9  
 1967—Kansas City 38, @Denver 24  
 1968—@Kansas City 34, Denver 2  
 1968—Kansas City 30, @Denver 7  
 1969—Kansas City 26, @Denver 13  
 1969—@Kansas City 31, Denver 17  
 1970—@Denver 26, Kansas City 13  
 1970—@Kansas City 16, Denver 0  
 1971—Kansas City 16, @Denver 3  
 1971—@Kansas City 28, Denver 10  
 1972—Kansas City 45, @Denver 24  
 1972—@Kansas City 24, Denver 21  
 1973—@Kansas City 16, Denver 14  
 1973—@Denver 14, Kansas City 10  
 1974—Denver 17, @Kansas City 14  
 1974—Kansas City 42, @Denver 34  
 1975—@Denver 37, Kansas City 33  
 1975—@Kansas City 26, Denver 13  
 1976—Denver 35, @Kansas City 26  
 1976—@Denver 17, Kansas City 16  
 1977—@Denver 23, Kansas City 7  
 1977—Denver 14, @Kansas City 7  
 1978—Denver 23, @Kansas City 17 (OT)  
 1978—@Denver 24, Kansas City 3  
 1979—Denver 24, @Kansas City 10  
 1979—@Denver 20, Kansas City 3  
 1980—Kansas City 23, @Denver 17  
 1980—@Kansas City 31, Denver 14  
 1981—@Kansas City 28, Denver 14  
 1981—@Denver 16, Kansas City 13  
 1982—Kansas City 37, @Denver 16  
 1983—@Denver 27, Kansas City 24  
 1983—@Kansas City 48, Denver 17  
 1984—@Denver 21, Kansas City 0  
 1984—@Kansas City 16, Denver 13  
 1985—Denver 30, @Kansas City 10  
 1985—@Denver 14, Kansas City 13  
 1986—@Denver 38, Kansas City 17  
 1986—@Kansas City 37, Denver 10  
 1987—Denver 26, @Kansas City 17  
 1987—@Denver 20, Kansas City 17  
 1988—@Kansas City 20, Denver 13  
 1988—@Denver 17, Kansas City 11  
 1989—@Denver 34, Kansas City 20  
 1989—Denver 16, @Kansas City 13  
 1990—@Denver 24, Kansas City 23  
 1990—@Kansas City 31, Denver 20  
 1991—@Denver 19, Kansas City 16  
 1991—Denver 24, @Kansas City 20  
 1992—@Denver 20, Kansas City 19  
 1992—@Kansas City 42, Denver 20  
 1993—@Kansas City 15, Denver 7  
 1993—@Denver 27, Kansas City 21  
 1994—Kansas City 31, @Denver 28  
 1994—Denver 20, @Kansas City 17 (OT)  
 1995—Kansas City 21, @Denver 7  
 1995—@Kansas City 20, Denver 17  
 1996—@Denver 34, Kansas City 7  
 1997—@Denver 19, Kansas City 3  
 1997—@Kansas City 24, Denver 22  
 1997—Denver 14, @Kansas City 10\*  
 1998—Denver 30, @Kansas City 7  
 1998—@Denver 35, Kansas City 31  
 1999—@Kansas City 26, Denver 10  
 1999—Kansas City 16, @Denver 10  
 2000—Kansas City 23, @Denver 22  
 2000—@Kansas City 20, Denver 7  
 2001—@Denver 20, Kansas City 6  
 2001—@Kansas City 26, Denver 23 (OT)  
 2002—Denver 37, @Kansas City 34 (OT)  
 2002—@Denver 31, Kansas City 24

**\*AFC Divisional Playoff**  
**Chiefs lead series 48-37**  
**(Home: 25-18 / Away: 12-30)**  
**Postseason: Broncos lead 1-0 (away)**

**MIAMI DOLPHINS**  
 1966—@Miami 24, Denver 7  
 1966—@Denver 17, Miami 7  
 1967—@Miami 35, Denver 21  
 1968—@Denver 21, Miami 14  
 1969—@Miami 27, Denver 24  
 1971—@Denver 10, Miami 10  
 1975—@Miami 14, Denver 13  
 1985—Miami 30, @Denver 26  
 1998—@Miami 31, Denver 21  
 1998—@Denver 38, Miami 3\*  
 1999—Miami 38, @Denver 21  
 2001—@Miami 21, Denver 10  
 2002—Miami 24, @Denver 22

**\*AFC Divisional Playoff**  
**Dolphins lead series 9-2-1**  
**(Home: 2-3-1 / Away: 0-6)**  
**Postseason: Broncos lead 1-0 (home)**

**MINNESOTA VIKINGS**  
 1972—Minnesota 23, @Denver 20  
 1978—@Minnesota 12, Denver 9 (OT)  
 1981—@Denver 19, Minnesota 17  
 1984—@Denver 42, Minnesota 21  
 1987—@Minnesota 34, Denver 27  
 1990—@Minnesota 27, Denver 22  
 1991—Denver 13, @Minnesota 6  
 1993—Minnesota 26, @Denver 23  
 1996—Denver 21, @Minnesota 17  
 1999—Minnesota 23, @Denver 20

**Vikings lead series 6-4**  
**(Home: 2-3 / Away: 2-3)**

**NEW ENGLAND PATRIOTS**  
**(Boston Patriots 1960-70)**  
 1960—Denver 13, @Boston 10  
 1960—@Denver 31, Boston 24  
 1961—@Boston 45, Denver 17  
 1961—Boston 28, @Denver 24  
 1962—@Boston 41, Denver 16  
 1962—Boston 33, @Denver 29  
 1963—@Denver 14, Boston 10  
 1963—@Boston 40, Denver 21  
 1964—Boston 39, @Denver 10  
 1964—@Boston 12, Denver 7  
 1965—Denver 27, @Boston 10  
 1965—Boston 28, @Denver 20  
 1966—Boston 24, @Denver 10  
 1966—Denver 17, @Boston 10  
 1967—@Denver 26, Boston 21  
 1968—Boston 20, @Denver 17  
 1968—Denver 35, @Boston 14  
 1969—@Denver 35, Boston 7

1972—@Denver 45, New England 21  
 1976—@New England 38, Denver 14  
 1979—@Denver 45, New England 10  
 1980—@New England 23, Denver 14  
 1984—@Denver 26, New England 19  
 1986—@Denver 27, New England 20  
 1986—@Denver 22, New England 17\*  
 1987—@Denver 31, New England 20  
 1988—@Denver 21, New England 10  
 1991—Denver 9, @New England 6  
 1991—@Denver 20, New England 3  
 1995—Denver 37, @New England 3  
 1996—Denver 34, @New England 8  
 1997—@Denver 34, New England 13  
 1998—@Denver 27, New England 21  
 1999—@New England 24, Denver 23  
 2000—New England 28, @Denver 19  
 2001—@Denver 31, New England 20  
 2002—Denver 24, @New England 16

**\*AFC Divisional Playoff**  
**Broncos lead series 22-14**  
**(Home: 14-7 / Away: 8-7)**  
**Postseason: Broncos lead 1-0 (home)**

**NEW ORLEANS SAINTS**  
 1970—Denver 31, @New Orleans 6  
 1974—@Denver 33, New Orleans 17  
 1979—@Denver 10, New Orleans 3  
 1985—@Denver 34, New Orleans 23  
 1988—@New Orleans 42, Denver 0

1994—New Orleans 30, @Denver 28  
 2000—Denver 38, @New Orleans 23  
**Broncos lead series 5-2**  
**(Home: 3-1 / Away: 2-1)**

**NEW YORK GIANTS**  
 1972—@New York 29, Denver 17  
 1976—@Denver 14, New York 13  
 1980—Denver 14, @New York 9  
 1986—@New York 19, Denver 16  
 1986—New York 39, Denver 20\*  
 1989—New York 14, @Denver 7  
 1992—@Denver 27, New York 13  
 1998—@New York 20, Denver 16  
 2001—@Denver 31, New York 20

**\*Super Bowl XXI**  
**Series tied 4-4**  
**(Home: 3-1 / Away: 1-3)**  
**Postseason: Giants lead 1-0 (neutral)**

**NEW YORK JETS**  
**(New York Titans 1960-62)**  
 1960—@New York 28, Denver 24  
 1960—New York 30, @Denver 27  
 1961—@New York 35, Denver 28  
 1961—@Denver 27, New York 10  
 1962—Denver 32, @New York 10  
 1962—New York 46, @Denver 45  
 1963—Denver 35, New York 35  
 1963—New York 14, @Denver 9  
 1964—@New York 30, Denver 6  
 1964—@Denver 20, New York 16  
 1965—@Denver 16, New York 13  
 1965—@New York 45, Denver 10  
 1966—New York 16, @Denver 7  
 1967—New York 38, @Denver 24  
 1967—Denver 33, @New York 24  
 1968—Denver 21, @New York 19  
 1969—@Denver 21, New York 19  
 1973—Denver 40, @New York 28  
 1976—@Denver 46, New York 3  
 1978—New York 31, @Denver 28  
 1980—@Denver 31, New York 24  
 1986—@New York 22, Denver 10  
 1992—@Denver 27, New York 16  
 1993—Denver 26, @New York 20  
 1994—@New York 25, Denver 22 (OT)  
 1996—@Denver 31, New York 6  
 1998—@Denver 23, New York 10\*  
 1999—New York 21, @Denver 13  
 2000—Denver 30, @New York 23  
 2002—@New York 19, Denver 13

**\*AFC Championship**  
**Series tied 14-14-1**  
**(Home: 8-7 / Away: 6-7-1)**  
**Postseason: Broncos lead 1-0 (home)**

**OAKLAND RAIDERS**  
**(Oakland Raiders 1960-81)**  
**(Los Angeles Raiders 1982-94)**  
 1960—@Denver 31, Oakland 14  
 1960—@Oakland 48, Denver 10  
 1961—@Oakland 33, Denver 19  
 1961—@Denver 27, Oakland 24  
 1962—@Denver 44, Oakland 7  
 1962—Denver 23, @Oakland 6  
 1963—Oakland 26, @Denver 10  
 1963—@Oakland 35, Denver 31  
 1964—@Oakland 40, Denver 7  
 1964—@Denver 20, Oakland 20  
 1965—Oakland 28, @Denver 20  
 1965—@Oakland 24, Denver 13  
 1966—Oakland 17, @Denver 3  
 1966—@Oakland 28, Denver 10  
 1967—@Oakland 51, Denver 0  
 1967—Oakland 21, @Denver 17  
 1968—Oakland 43, @Denver 7  
 1968—@Oakland 33, Denver 27  
 1969—Oakland 24, @Denver 14  
 1969—@Oakland 41, Denver 10  
 1970—@Oakland 35, Denver 23  
 1970—Oakland 24, @Denver 19  
 1971—Oakland 27, @Denver 16

1971—@Oakland 21, Denver 13  
 1972—Denver 30, @Oakland 23  
 1972—Oakland 37, @Denver 20  
 1973—@Denver 23, Oakland 23  
 1973—@Oakland 21, Denver 17  
 1974—Oakland 28, @Denver 17  
 1974—Denver 20, @Oakland 17  
 1975—Oakland 42, @Denver 17  
 1975—@Oakland 17, Denver 10  
 1976—Oakland 17, @Denver 10  
 1976—@Oakland 19, Denver 3  
 1977—Denver 30, @Oakland 7  
 1977—Oakland 24, @Denver 14  
 1977—@Denver 20, Oakland 17\*  
 1978—@Denver 14, Oakland 6  
 1978—Denver 21, @Oakland 6  
 1979—Oakland 27, Denver 3  
 1979—Oakland 14, @Denver 10  
 1980—@Oakland 9, Denver 3  
 1980—Oakland 24, @Denver 21  
 1981—@Denver 9, Oakland 7  
 1981—Denver 17, @Oakland 0  
 1982—@Los Angeles 27, Denver 10  
 1983—@Los Angeles 22, @Denver 7  
 1983—@Los Angeles 22, Denver 20  
 1984—@Denver 16, Los Angeles 13  
 1984—Denver 22, @Los Angeles 19 (OT)  
 1985—@Los Angeles 31, Denver 28 (OT)  
 1985—Los Angeles 17, @Denver 14 (OT)  
 1986—@Denver 38, Los Angeles 36  
 1986—Denver 21, @Los Angeles 10  
 1987—@Denver 30, Los Angeles 14  
 1987—Denver 23, @Los Angeles 17  
 1988—Los Angeles 30, @Denver 27 (OT)  
 1988—@Los Angeles 21, @Denver 10  
 1989—@Denver 31, Los Angeles 21  
 1989—@Los Angeles 16, Denver 13 (OT)  
 1990—@Los Angeles 14, Denver 9  
 1990—Los Angeles 23, @Denver 20  
 1991—@Los Angeles 16, Denver 13  
 1991—Los Angeles 17, Denver 16  
 1992—@Denver 17, Los Angeles 13  
 1992—@Los Angeles 24, Denver 0  
 1993—Los Angeles 23, @Denver 20  
 1993—@Los Angeles 33, Denver 30 (OT)  
 1993—@Los Angeles 42, Denver 24\*\*  
 1994—Los Angeles 48, @Denver 16  
 1994—@Los Angeles 23, Denver 13  
 1995—@Denver 27, Oakland 0  
 1995—Denver 31, @Oakland 28  
 1996—Denver 22, @Oakland 21  
 1996—@Denver 24, Oakland 19  
 1997—@Oakland 28, Denver 25  
 1997—@Denver 31, Oakland 3  
 1998—Denver 34, @Oakland 17  
 1998—@Denver 40, Oakland 14  
 1999—Denver 16, @Oakland 13  
 1999—@Denver 27, Oakland 21 (OT)  
 2000—Denver 33, @Oakland 24  
 2000—@Denver 27, Oakland 24  
 2001—@Oakland 38, Denver 28  
 2001—@Denver 23, Oakland 17  
 2002—Oakland 34, @Denver 10  
 2002—@Oakland 28, Denver 16

**\*AFC Championship**  
**\*\*AFC Wild Card Playoff**  
**Raiders lead series 52-31-2**  
**(Home: 17-23-2 / Away: 14-29)**  
**Postseason: Series tied 1-1**  
**(Home: 1-0 / Away: 0-1)**

**PHILADELPHIA EAGLES**  
 1971—@Philadelphia 17, Denver 16  
 1975—@Denver 25, Philadelphia 10  
 1980—@Philadelphia 27, Denver 6  
 1983—Philadelphia 13, @Denver 10  
 1986—Denver 33, @Philadelphia 7  
 1989—Philadelphia 28, @Denver 24  
 1992—@Philadelphia 30, Denver 0  
 1995—@Philadelphia 31, Denver 13  
 1998—@Denver 41, Philadelphia 16  
**Eagles lead series 6-3**  
**(Home: 2-2 / Away: 1-4)**

**PITTSBURGH STEELERS**  
 1970—@Denver 16, Pittsburgh 13  
 1971—Denver 22, @Pittsburgh 10  
 1973—Denver 23, @Pittsburgh 13  
 1974—@Denver 35, Pittsburgh 35 (OT)  
 1975—@Pittsburgh 20, Denver 9  
 1977—@Denver 21, Pittsburgh 7  
 1977—@Denver 34, Pittsburgh 21\*  
 1978—Pittsburgh 21, @Denver 17  
 1978—@Pittsburgh 33, Denver 10\*  
 1979—@Pittsburgh 42, Denver 7  
 1983—Denver 14, @Pittsburgh 10  
 1984—Pittsburgh 24, @Denver 17\*  
 1985—Denver 31, @Pittsburgh 23  
 1986—Denver 21, @Pittsburgh 10  
 1988—@Pittsburgh 39, Denver 23  
 1989—@Denver 34, Pittsburgh 7  
 1989—@Denver 24, Pittsburgh 23\*  
 1990—Pittsburgh 34, @Denver 17  
 1991—@Denver 20, Pittsburgh 13  
 1993—@Denver 37, Pittsburgh 13  
 1997—@Pittsburgh 35, Denver 24  
 1997—Denver 24, @Pittsburgh 21\*\*

**\*AFC Divisional playoff**  
**\*\*AFC Championship**  
**Broncos lead series 10-6-1**  
**(Home: 5-2-1 / Away: 5-4)**  
**Postseason: Broncos lead 3-2**  
**(Home: 2-1 / Away: 1-1)**

**ST. LOUIS RAMS**  
**(Cleveland Rams 1937-45)**  
**(Los Angeles Rams 1946-94)**  
 1972—Denver 16, @Los Angeles 10  
 1974—Los Angeles 17, @Denver 10  
 1979—Los Angeles 13, @Denver 9  
 1982—Denver 27, @Los Angeles 24  
 1985—@Los Angeles 20, Denver 16  
 1988—@Denver 35, Los Angeles 24  
 1994—Los Angeles 27, Denver 21  
 1997—@Denver 35, St. Louis 14  
 2000—@St. Louis 41, Denver 36  
 2002—@Denver 23, St. Louis 16

**Series tied 5-5**  
**(Home: 3-2 / Away: 2-3)**

**SAN DIEGO CHARGERS**  
**(Los Angeles Chargers 1960)**  
 1960—Los Angeles 23, @Denver 19  
 1960—@Los Angeles 41, Denver 33  
 1961—@San Diego 37, Denver 0  
 1961—San Diego 19, @Denver 16  
 1962—@Denver 30, San Diego 21  
 1962—Denver 23, @San Diego 20  
 1963—@Denver 50, San Diego 34  
 1963—@San Diego 58, Denver 20  
 1964—@San Diego 42, Denver 14  
 1964—San Diego 31, @Denver 20  
 1965—@San Diego 34, Denver 31  
 1965—San Diego 35, @Denver 21  
 1966—@San Diego 27, San Francisco 16  
 1966—@Denver 20, San Diego 17  
 1967—San Diego 38, @Denver 21  
 1967—@San Diego 24, Denver 20  
 1968—@San Diego 55, Denver 24  
 1968—San Diego 47, @Denver 23  
 1969—@Denver 13, San Diego 0  
 1969—@San Diego 45, Denver 24  
 1970—@San Diego 24, Denver 21  
 1970—@Denver 17, San Diego 17  
 1971—@Denver 20, San Diego 16  
 1971—@San Diego 45, Denver 17  
 1972—@San Diego 37, Denver 14  
 1972—@Denver 38, San Diego 13  
 1973—@Denver 30, San Diego 19  
 1973—Denver 42, @San Diego 28  
 1974—@Denver 27, San Diego 7  
 1974—@San Diego 17, Denver 0  
 1975—Denver 27, @San Diego 17  
 1975—@Denver 13, San Diego 10 (OT)  
 1976—@Denver 26, San Diego 0  
 1976—Denver 17, @San Diego 0

1977—Denver 17, @San Diego 14  
 1977—@Denver 17, San Diego 9  
 1978—@Denver 27, San Diego 14  
 1978—@San Diego 23, Denver 0  
 1979—@Denver 7, San Diego 0  
 1979—@San Diego 17, Denver 7  
 1980—San Diego 30, @Denver 13  
 1980—Denver 20, @San Diego 13  
 1981—@Denver 42, San Diego 24  
 1981—@San Diego 34, Denver 17  
 1982—San Diego 23, @Denver 3  
 1982—@San Diego 30, Denver 20  
 1983—@Denver 14, San Diego 6  
 1983—@San Diego 31, Denver 7  
 1984—@Denver 16, San Diego 13  
 1984—Denver 16, @San Diego 13  
 1985—@San Diego 30, Denver 10  
 1985—@Denver 30, San Diego 24 (OT)  
 1986—Denver 31, @San Diego 14  
 1986—San Diego 9, @Denver 3  
 1987—Denver 31, @San Diego 17  
 1987—@Denver 24, San Diego 0  
 1988—@Denver 34, San Diego 3  
 1988—Denver 12, @San Diego 0  
 1989—@Denver 16, San Diego 10  
 1989—@San Diego 19, Denver 16  
 1990—@San Diego 19, Denver 7  
 1990—@Denver 20, San Diego 10  
 1991—@Denver 27, San Diego 19  
 1991—Denver 17, @San Diego 14  
 1992—@Denver 21, San Diego 13  
 1992—@San Diego 34, Denver 21  
 1993—@San Diego 24, San Diego 17  
 1993—@San Diego 13, Denver 10  
 1994—San Diego 37, @Denver 34  
 1994—Denver 20, @San Diego 15  
 1995—@San Diego 17, Denver 6  
 1995—@Denver 30, San Diego 27  
 1996—@Denver 20, San Diego 17  
 1996—@San Diego 16, Denver 10  
 1997—Denver 38, @San Diego 28  
 1997—@Denver 38, San Diego 3  
 1998—@Denver 27, San Diego 10  
 1998—Denver 31, @San Diego 16  
 1999—Denver 33, @San Diego 17  
 1999—San Diego 12, @Denver 6  
 2000—Denver 21, @San Diego 7  
 2000—@Denver 38, San Diego 37  
 2001—@San Diego 27, Denver 10  
 2001—@Denver 26, San Diego 16  
 2002—@Denver 26, San Diego 9  
 2002—@San Diego 30, Denver 27 (OT)  
**Broncos lead series 47-38-1**  
**(Home: 31-11-1 / Away: 16-27)**

**SAN FRANCISCO 49ERS**  
 1970—@San Francisco 19, Denver 14  
 1973—San Francisco 36, @Denver 34  
 1979—Denver 38, @San Francisco 28  
 1982—@Denver 24, San Francisco 21  
 1985—@Denver 17, San Francisco 16  
 1988—Denver 16, @San Fran. 13 (OT)  
 1989—San Francisco 55, Denver 10\*  
 1994—@San Francisco 42, Denver 19  
 1997—@San Francisco 34, Denver 17  
 2000—@Denver 38, San Francisco 9  
 2002—Denver 24, @San Francisco 14  
**\*Super Bowl XXIV**  
**Broncos lead series 6-4**  
**(Home: 3-1 / Away 3-3)**  
**Postseason: 49ers lead 1-0 (neutral)**

**SEATTLE SEAHAWKS**  
 1977—Denver 24, @Seattle 13  
 1978—@Denver 28, Seattle 7  
 1978—Denver 20, @Seattle 17 (OT)  
 1979—@Denver 37, Seattle 34  
 1979—@Seattle 28, Denver 23  
 1980—@Seattle 36, Seattle 20  
 1980—Denver 25, @Seattle 17  
 1981—@Seattle 13, Denver 10  
 1981—@Denver 23, Seattle 13

1982—Seattle 17, @Denver 10  
 1982—@Seattle 13, Denver 11  
 1983—@Seattle 27, Denver 19  
 1983—@Denver 38, Seattle 27  
 1983—@Seattle 31, Denver 7\*  
 1984—Seattle 27, @Denver 24  
 1984—Denver 31, @Seattle 14  
 1985—@Denver 13, Seattle 10 (OT)  
 1985—Denver 27, @Seattle 24  
 1986—@Denver 20, Seattle 13  
 1986—@Seattle 41, Denver 16  
 1987—@Denver 40, Seattle 17  
 1987—@Seattle 28, Denver 21  
 1988—Seattle 21, @Denver 14  
 1988—@Seattle 42, Denver 14  
 1989—Denver 24, @Seattle 21 (OT)  
 1989—@Denver 41, Seattle 14  
 1990—@Denver 34, Seattle 31 (OT)  
 1990—@Seattle 17, Denver 12  
 1991—@Denver 16, Seattle 10  
 1991—@Seattle 13, Denver 10  
 1992—@Seattle 16, Denver 13 (OT)  
 1992—@Denver 10, Seattle 6  
 1993—@Denver 28, Seattle 17  
 1993—Denver 17, @Seattle 9  
 1994—Denver 16, @Seattle 9  
 1994—@Denver 17, Seattle 10  
 1995—@Seattle 27, Denver 10  
 1995—Seattle 31, @Denver 27  
 1996—Denver 30, @Seattle 20  
 1996—@Denver 34, Seattle 7  
 1997—Denver 35, @Seattle 14  
 1997—@Denver 30, Seattle 27  
 1998—Denver 21, @Seattle 16  
 1998—@Denver 28, Seattle 21  
 1999—@Seattle 20, Denver 17  
 1999—@Denver 36, Seattle 30 (OT)  
 2000—Denver 38, @Seattle 31  
 2000—@Denver 31, Seattle 24

2001—@Seattle 34, Denver 21  
 2001—@Denver 20, Seattle 7  
 2002—Denver 31, @Seattle 9  
**\*AFC Wild Card Playoff**  
**Broncos lead series 33-17**  
**(Home: 20-4 / Away: 13-13)**  
**Postseason: Seahawks lead 1-0 (away)**

**TAMPA BAY BUCCANEERS**  
 1976—@Denver 48, Tampa Bay 13  
 1981—Denver 24, @Tampa Bay 7  
 1993—Tampa Bay 17, @Denver 10  
 1996—@Denver 27, Tampa Bay 23  
 1999—@Tampa Bay 13, Denver 10  
**Broncos lead series 3-2**  
**(Home: 2-1 / Away: 1-1)**

**TENNESSEE TITANS**  
**(Houston Oilers 1960-96)**  
**(Tennessee Oilers 1997-98)**  
 1960—Houston 45, @Denver 25  
 1960—@Houston 20, Denver 10  
 1961—Houston 55, @Denver 14  
 1961—@Houston 45, Denver 14  
 1962—@Denver 20, Houston 10  
 1962—@Houston 34, Denver 17  
 1963—@Houston 20, Denver 14  
 1963—Houston 33, @Denver 24  
 1964—Houston 38, @Denver 17  
 1964—@Houston 34, Denver 15  
 1965—@Denver 28, Houston 17  
 1965—Denver 31, @Houston 21  
 1966—@Houston 45, Denver 7  
 1966—@Denver 40, Houston 38  
 1967—@Houston 10, Denver 6  
 1967—Houston 20, @Denver 18  
 1968—@Houston 38, Denver 17  
 1969—@Houston 24, Denver 21  
 1969—@Denver 20, Houston 20

1970—@Houston 31, Denver 21  
 1972—@Denver 30, Houston 17  
 1973—Denver 48, @Houston 20  
 1974—@Denver 37, Houston 14  
 1976—@Houston 17, Denver 3  
 1977—Denver 24, @Houston 14  
 1979—@Houston 13, Denver 7\*  
 1980—Houston 20, @Denver 16  
 1983—Denver 26, @Houston 14  
 1985—@Denver 31, Houston 20  
 1987—Houston 40, @Denver 10  
 1987—@Denver 34, Houston 10\*\*  
 1991—@Houston 42, Denver 14  
 1991—@Denver 26, Houston 24\*\*  
 1992—@Denver 27, Houston 21  
 1995—@Houston 42, Denver 33  
**\*AFC Wild Card Playoff**  
**\*AFC Divisional Playoff**  
**Titans lead series 20-11-1**  
**(Home: 7-7 / Away: 4-13)**  
**Postseason: Broncos lead 2-1**  
**(Home: 2-0 / Away: 0-1)**

**WASHINGTON REDSKINS**  
 1970—Washington 19, @Denver 3  
 1974—@Washington 30, Denver 3  
 1980—@Denver 20, Washington 17  
 1986—@Denver 31, Washington 30  
 1987—Washington 42, Denver 10\*  
 1989—Denver 14, @Washington 10  
 1992—@Washington 34, Denver 3  
 1995—@Denver 38, Washington 31  
 1998—Denver 38, @Washington 16  
 2001—Washington 17, @Denver 10  
**\*Super Bowl XXII**  
**Broncos lead series 5-4**  
**(Home: 3-2 / Away 2-2)**  
**Postseason: Redskins lead 1-0 (neutral)**

**BRONCOS VS. AFC WEST (REGULAR SEASON / SINCE AFL/NFL MERGER)**

Year	KC	OAK	SD	SEA	TB*	Home	Away	Overall
1970	1-1	0-2	0-1-1	—	—	1-1-1	0-3	1-4-1
1971	0-2	0-2	1-1	—	—	1-2	0-3	1-5
1972	0-2	1-1	1-1	—	—	1-2	1-2	2-4
1973	1-1	0-1-1	2-0	—	—	2-0-1	1-2	3-2-1
1974	1-1	1-1	1-1	—	—	1-2	2-1	3-3
1975	1-1	0-2	2-0	—	—	2-1	1-2	3-3
1976	2-0	0-2	2-0	—	1-0	3-1	2-1	5-2
1977	2-0	1-1	2-0	1-0	—	2-1	4-0	6-1
1978	2-0	2-0	1-1	2-0	—	4-0	3-1	7-1
1979	2-0	0-2	1-1	1-1	—	3-1	1-3	4-4
1980	0-2	0-2	1-1	2-0	—	1-3	2-2	3-5
1981	1-1	2-0	1-1	1-1	—	4-0	1-3	5-3
1982	0-1	0-1	0-2	0-2	—	0-3	0-3	0-6
1983	1-1	0-2	1-1	1-1	—	3-1	0-4	3-5
1984	1-1	2-0	2-0	1-1	—	3-1	3-1	6-2
1985	2-0	0-2	1-1	2-0	—	3-1	2-2	5-3
1986	1-1	2-0	1-1	1-1	—	3-1	2-2	5-3
1987	2-0	2-0	2-0	1-1	—	4-0	3-1	7-1
1988	1-1	0-2	2-0	0-2	—	2-2	1-3	3-5
1989	2-0	1-1	1-1	2-0	—	4-0	2-2	6-2
1990	1-1	0-2	1-1	1-1	—	3-1	0-4	3-5
1991	2-0	0-2	2-0	1-1	—	3-1	2-2	5-3
1992	1-1	1-1	1-1	1-1	—	4-0	0-4	4-4
1993	1-1	0-2	1-1	2-0	—	3-1	1-3	4-4
1994	1-1	0-2	1-1	2-0	—	1-3	3-1	4-4
1995	0-2	2-0	1-1	0-2	—	2-2	1-3	3-5
1996	1-1	2-0	1-1	2-0	—	4-0	2-2	6-2
1997	1-1	1-1	2-0	2-0	—	4-0	2-2	6-2
1998	2-0	2-0	2-0	2-0	—	4-0	4-0	8-0
1999	0-2	2-0	1-1	1-1	—	2-2	2-2	4-4
2000	0-2	2-0	2-0	2-0	—	3-1	3-1	6-2
2001	1-1	1-1	1-1	1-1	—	4-0	0-4	4-4
2002	2-0	0-2	1-1	—	—	2-1	1-2	3-3
<b>TOTAL</b>	<b>36-29</b>	<b>27-37-1</b>	<b>42-23-1</b>	<b>32-17</b>	<b>1-0</b>	<b>86-35-2</b>	<b>52-71</b>	<b>138-106-2</b>

\*Tampa Bay was a member of the AFC Western Division during the franchise's first year of existence. In 1977, the Buccaneers moved to the NFC Central and the Seattle Seahawks moved from the NFC West to the AFC West. They moved back to the NFC West in 2002.

**BRONCOS' RECORD IN PRIME TIME/HOLIDAYS/OVERTIME**

**MONDAY NIGHT FOOTBALL**

**Overall record: 21-27-1**  
**(Home team in caps)**

Oakland 34, DENVER 10, Nov. 11, 2002  
 BALTIMORE 34, Denver 23, Sept. 30, 2002  
 OAKLAND 38, Denver 28, Nov. 5, 2001  
 Denver 31, New York Giants 20, Sept. 10, 2001  
 DENVER 27, Oakland 24, Nov. 13, 2000  
 ST. LOUIS 41, Denver 36, Sept. 4, 2000  
 JACKSONVILLE 27, Denver 24, Dec. 13, 1999  
 DENVER 27, Oakland 21, Nov. 22, 1999  
 Miami 38, DENVER 21, Sept. 13, 1999  
 MIAMI 31, Denver 21, Dec. 21, 1998  
 Denver 30, KANSAS CITY 7, Nov. 16, 1998  
 DENVER 27, New England 21, Sept. 7, 1998  
 SAN FRANCISCO 34, Denver 17, Dec. 15, 1997  
 DENVER 31, Oakland 3, Nov. 24, 1997  
 DENVER 34, New England 13, Oct. 6, 1997  
 Denver 22, OAKLAND 21, Nov. 4, 1996  
 DENVER 27, Oakland 0, Oct. 16, 1995  
 Kansas City 31, DENVER 28, Oct. 17, 1994  
 BUFFALO 27, Denver 20, Sept. 26, 1994  
 L.A. Raiders 23, DENVER 20, Oct. 18, 1993  
 KANSAS CITY 15, Denver 7, Sept. 20, 1993  
 SEATTLE 16, DENVER 13 (OT), Nov. 30, 1992  
 WASHINGTON 34, Denver 3, Oct. 12, 1992  
 Cleveland 30, DENVER 29, Oct. 8, 1990  
 DENVER 24, Kansas City 23, Sept. 17, 1990  
 Denver 14, WASHINGTON 10, Nov. 20, 1989  
 Denver 28, BUFFALO 14, Sept. 18, 1989  
 INDIANAPOLIS 55, Denver 23, Oct. 31, 1988  
 L.A. Raiders 30, DENVER 27 (OT), Sept. 26, 1988  
 DENVER 31, Chicago 29, Nov. 16, 1987  
 MINNESOTA 34, Denver 27, Oct. 27, 1987  
 DENVER 30, L.A. Raiders 14, Oct. 12, 1987  
 NEW YORK JETS 22, Denver 10, Oct. 20, 1986  
 Denver 21, PITTSBURGH 10, Sept. 15, 1986  
 DENVER 17, San Francisco 16, Nov. 11, 1985  
 DENVER 17, Green Bay 14, Oct. 15, 1984  
 DENVER 19, Minnesota 17, Nov. 2, 1981  
 OAKLAND 9, Denver 3, Dec. 1, 1980  
 DENVER 20, Washington 17, Oct. 13, 1980  
 NEW ENGLAND 23, Denver 14, Sept. 29, 1980  
 SAN DIEGO 17, Denver 7, Dec. 17, 1979  
 PITTSBURGH 42, Denver 7, Oct. 22, 1979  
 DENVER 16, Chicago 7, Oct. 16, 1978  
 MINNESOTA 12, Denver 9 OT, Sept. 11, 1978  
 OAKLAND 17, Denver 10, Dec. 8, 1975  
 DENVER 23, Green Bay 13, Sept. 29, 1975  
 Kansas City 42, DENVER 34, Nov. 18, 1974  
 WASHINGTON 30, Denver 3, Sept. 30, 1974  
 DENVER 23, Oakland 23, Oct. 22, 1973

**THANKSGIVING/CHRISTMAS GAMES**

**Overall record: 3-4-0**  
**(Home team in caps)**

Denver 26, DALLAS 24, Thurs., Nov. 22, 2001  
 Denver 17, DETROIT 7, Sat., Dec. 25, 1999  
 DETROIT 40, Denver 27, Thurs., Nov. 22, 1990  
 DETROIT 17, Denver 14, Thurs., Nov. 23, 1978  
 Denver 31, DETROIT 27, Thurs., Nov. 28, 1974  
 KANSAS CITY 31, Denver 17, Thurs., Nov. 27, 1969  
 SAN DIEGO 24, Denver 20, Thurs., Nov. 23, 1967

**THURSDAY/SUNDAY NIGHT GAMES**

**Overall record: 14-12-0**  
**(Home team in caps)**

Indianapolis 23, DENVER 20 (OT), Sun., Nov. 24, 2002  
 Miami 24, DENVER 22, Sun., Oct. 13, 2002  
 DENVER 20, Seattle 7, Sun., Dec. 9, 2001  
 Denver 38, ARIZONA 17, Sun., Sept. 23, 2001  
 SEATTLE 20, Denver 17, Sun., Nov. 14, 1999  
 Denver 31, SAN DIEGO 16, Sun., Nov. 29, 1998  
 Denver 38, SAN DIEGO 28, Sun., Nov. 30, 1997  
 SAN DIEGO 16, Denver 10, Sun., Dec. 22, 1996  
 DENVER 27, Tampa Bay 23, Sun., Oct. 15, 1996  
 PHILADELPHIA 31, Denver 13, Sun., Nov. 12, 1995  
 Denver 37, NEW ENGLAND 3, Sun., Oct. 8, 1995  
 DENVER 22, Buffalo 7, Sun., Sept. 3, 1995  
 San Diego 37, DENVER 34, Sun., Sept. 4, 1994  
 GREEN BAY 30, Denver 27, Sun., Oct. 10, 1993  
 DENVER 27, N.Y. Giants 13, Sun., Nov. 15, 1992  
 DENVER 17, L.A. Raiders 13, Sun., Sept. 6, 1992  
 DENVER 20, Pittsburgh 13, Sun., Nov. 3, 1991  
 Denver 13, MINNESOTA 6, Sun., Sept. 29, 1991  
 SEATTLE 17, Denver; 12, Sun., Dec. 23, 1990  
 MINNESOTA 27, Denver 22, Sun., Nov. 4, 1990  
 SEATTLE 42, Denver 14, Sun., Dec. 11, 1988  
 SEATTLE 28, Denver 21, Sun., Dec. 19, 1987  
 Denver 27, SEATTLE 24, Fri., Dec. 20, 1985  
 Denver 24, CLEVELAND 14, Sun., Sept. 16, 1984  
 L.A. Rams 13, DENVER 9, Thurs., Sept. 6, 1979  
 DENVER 21, Oakland 6, Sun., Dec. 3, 1978

**OVERTIME GAMES**

**Overall record: 17-12-2**  
**(Home team in caps)**

SAN DIEGO 30, Denver 27, Dec. 1, 2002  
 Indianapolis 23, DENVER 20, Nov. 24, 2002  
 Denver 37, KANSAS CITY 34, Oct. 20, 2002  
 KANSAS CITY, 26, Denver 23, Dec. 16, 2001  
 DENVER 36, Seattle 30, Dec. 19, 1999  
 DENVER 27, Oakland 21, Nov. 22, 1999  
 Denver 23, BUFFALO 20, Oct. 26, 1997  
 Denver 20, KANSAS CITY 17, Dec. 4, 1994  
 N.Y. JETS 25, Denver 22, Sept. 11, 1994  
 LOS ANGELES RAIDERS 33, Denver 30, Jan. 2, 1994  
 SEATTLE 16, Denver 13, Nov. 30, 1992  
 Chicago 16, DENVER 13, Nov. 18, 1990  
 DENVER 34, Seattle 31, Sept. 23, 1990  
 LOS ANGELES RAIDERS 16, Denver 13, Dec. 3, 1989  
 Denver 24, SEATTLE 21, Oct. 22, 1989  
 Denver 16, SAN FRANCISCO 13, Oct. 9, 1988  
 L.A. Raiders 30, DENVER 27, Sept. 26, 1988  
 Denver 17, GREEN BAY (Milw.) 17, Sept. 20, 1987  
 Denver 23, CLEVELAND 20, Jan. 11, 1987\*  
 Los Angeles Raiders 17, DENVER 14, Dec. 8, 1985  
 LOS ANGELES RAIDERS 31, Denver 28, Nov. 24, 1985  
 DENVER 30, San Diego 24, Nov. 17, 1985  
 DENVER 13, Seattle 10, Oct. 20, 1985  
 Denver 22, LOS ANGELES RAIDERS 19, Oct. 28, 1984  
 DENVER 23, Cleveland 20, Nov. 8, 1981  
 Denver 20, ATLANTA 17, Sept. 16, 1979  
 Denver 20, SEATTLE 17, Oct. 29, 1978  
 Denver 23, KANSAS CITY 17, Sept. 24, 1978  
 MINNESOTA 12, Denver 9, Sept. 11, 1978  
 DENVER 13, San Diego 10, Nov. 30, 1975  
 DENVER 35, Pittsburgh 35, Sept. 22, 1974

\* (AFC Championship)



## DENVER BRONCOS' MISCELLANEOUS WON-LOST STATISTICS

### MOST SUCCESSFUL SEASONS (BY CATEGORY)

#### BEST WINNING PERCENTAGE

1998 — .875 (14-2)  
 1977 — .857 (12-2)  
 1996 — .813 (13-3)  
 1984 — .813 (13-3)  
 1997 — .750 (12-4)  
 1991 — .750 (12-4)  
 1987 — .700 (10-4-1)  
 2000 — .688 (11-5)  
 1985 — .688 (11-5)  
 1986 — .688 (11-5)  
 1989 — .688 (11-5)

#### MOST REGULAR SEASON WINS

1998 — 14 wins (2 losses)  
 1996 — 13 wins (3 losses)  
 1984 — 13 wins (3 losses)  
 1997 — 12 wins (4 losses)  
 1991 — 12 wins (4 losses)  
 1977 — 12 wins (2 losses)  
 2000 — 11 wins (5 losses)  
 1989 — 11 wins (5 losses)  
 1986 — 11 wins (5 losses)  
 1985 — 11 wins (5 losses)  
 1987 — 10 wins (4 losses, 1 tie)

### MILESTONE GAMES IN BRONCOS HISTORY (REGULAR SEASON ONLY)

#### 1ST GAME

September 9, 1960 vs. Boston Patriots (W) 13-10

#### 50TH GAME

November 3, 1963 vs. Buffalo Bills (L) 28-30

#### 100TH GAME

September 10, 1967 at Oakland Raiders (L) 51-0

#### 200TH GAME

October 6, 1974 at Kansas City Chiefs (W) 17-14

#### 300TH GAME

December 21, 1980 at Seattle Seahawks (W) 25-17

#### 400TH GAME

November 29, 1987 at San Diego Chargers (W) 31-17

#### 500TH GAME

January 2, 1994 at Los Angeles Raiders (L) 33-30

#### 600TH GAME


September 24, 2000 vs. Kansas City Chiefs (L) 23-22

### BRONCOS ALL-TIME RECORD BY THE MONTH

	REGULAR SEASON			POSTSEASON			
	Home	Road	Total	Home	Road	Neutral	Total
Aug.	1-0-0 (.1000)	0-0-0 (.0000)	1-0-0 (.1000)	—	—	—	—
Sept.	53-23-2 (.692)	28-40-1 (.413)	81-63-3 (.561)	—	—	—	—
Oct.	57-31-1 (.646)	39-46-1 (.459)	96-77-2 (.553)	—	—	—	—
Nov.	51-38-3 (.571)	41-42-1 (.494)	92-80-4 (.534)	—	—	—	—
Dec.	40-21-1 (.653)	19-60-0 (.241)	59-81-1 (.422)	2-1 (.667)	0-4 (.000)	—	2-5 (.286)
Jan.	0-1-0 (.000)	0-3-0 (.000)	0-4-0 (.000)	9-1 (.900)	3-2 (.600)	2-4 (.333)	14-7 (.667)
<b>TOTAL</b>	<b>202-114-7 (.636)</b>	<b>127-191-3 (.400)</b>	<b>329-305-10 (.519)</b>	<b>11-2 (.846)</b>	<b>3-6 (.333)</b>	<b>2-4 (.333)</b>	<b>16-12 (.571)</b>

### BRONCOS RECORD BY THE DECADE

	REGULAR SEASON			POSTSEASON			
	Home	Road	Total	Home	Road	Neutral	Total
1960s	24-43-3 (.364)	15-54-1 (.221)	39-97-4 (.293)	0-0 (.000)	0-0 (.000)	0-0 (.000)	0-0 (.000)
1970s	43-25-4 (.625)	32-39-1 (.451)	75-64-5 (.538)	2-0 (1.000)	0-2 (.000)	0-1 (.000)	2-3 (.400)
1980s	58-19-0 (.753)	35-39-1 (.473)	93-58-1 (.615)	5-1 (.833)	1-1 (.500)	0-3 (.000)	6-5 (.545)
1990s	60-20-0 (.750)	34-46-0 (.425)	94-66-0 (.588)	4-1 (.800)	2-2 (.500)	2-0 (1.000)	8-3 (.727)
2000s	17-7-0 (.708)	11-13-0 (.458)	28-20-0 (.583)	0-0 (.000)	0-1 (.000)	0-0 (.000)	0-1 (.000)
<b>Overall</b>	<b>202-114-7 (.636)</b>	<b>127-191-3 (.400)</b>	<b>329-305-10 (.519)</b>	<b>11-2 (.846)</b>	<b>3-6 (.333)</b>	<b>2-4 (.333)</b>	<b>16-12 (.571)</b>





# YEAR-BY-YEAR FINAL STATISTICS (1960-2002)

## 1960 FINAL STATISTICS (4-9-1)

Head Coach: Frank Filchcock AFL West: 4th Place Home Stadium: Bears Stadium

Date	W/L	Score	Opponent	Attend.	RUSHING	No.	Yds.	Avg	LG	TD
Sept 9	W	13-10	at Boston	21,597	Mingo	130	501	3.9	57	2
Sept 18	W	27-21	at Buffalo	15,229	Bell	83	323	3.9	39	4
Sept 23	L	24-28	at N.Y. Titans	20,462	Carmichael	43	238	5.5	68	0
Oct 2	W	31-14	Oakland	18,372	Stransky	41	211	5.1	47	2
Oct 16	L	19-23	L.A. Chargers	19,141	Wegert	28	78	2.8	16	0
Oct 23	W	31-24	Boston	12,683	Carpenter	5	37	7.4	32	0
Oct 30	L	14-17	Dallas Texans	13,002	McNamara	4	13	3.3	9	0
Nov 6	L	25-45	Houston	14,489	Brodnax	17	33	1.9	7	1
Nov 13	L	7-34	at Dallas Texans	21,000	Allen	15	18	1.2	7	0
Nov 20	L	10-20	at Houston	20,778	Taylor	30	18	0.6	4	1
Nov 27	T	38-38	Buffalo	7,785	Herring	2	-6	-3.0	—	0
Dec 4	L	27-30	N.Y. Titans	5,861	Tripucka	5	-46	-9.2	—	0
Dec 10	L	33-41	at L.A. Chargers	9,928	BRONCOS	37	-226	-6.1	—	0
Dec 16	L	10-48	at Oakland	7,000	BRONCOS	440	1195	2.7	68	10

TEAM STATISTICS	Den	Opp	RECEIVING	No.	Yds	Avg	LG	TD
TOTAL FIRST DOWNS	248	254	Taylor	92	1235	13.4	80	12
Rushing	84	112	Carmichael	32	616	19.3	59	5
Passing	141	123	Carpenter	29	350	12.1	36	1
Penalty	23	19	Rolle	21	122	5.8	33	1
TOTAL NET YARDS	4442	5132	Greer	22	284	12.9	33	1
Avg. Per Game	317.3	366.5	Mingo	19	156	8.2	18	1
NET YARDS RUSHING	1195	2145	Jessup	9	120	13.3	26	1
Avg. Per Game	85.4	153.2	Epperson	11	99	9.0	16	0
Total Rushes	440	541	McNamara	7	143	20.4	55	1
NET YARDS PASSING	3247	2987	Allen	5	34	6.8	17	0
Avg. Per Game	231.9	213.4	Brodnax	5	39	7.8	19	1
Att./Completions	508/259	386/188	Stransky	3	11	3.7	11	0
Completion Pct.	51.0	48.7	Carothers	2	25	12.5	20	0
Had Intercepted	35	27	Bell	2	13	6.5	11	0
PUNTS/AVERAGE	70/37.3	67/39.0	BRONCOS	259	3247	12.5	80	24
PENALTIES/YARDS	54/501	62/633	OPPONENTS	188	2987	15.8	80	25
FUMBLES/BALL LOST	32/17	26/17	INTERCEPTIONS	No.	Yds	Avg	LG	TD
TOUCHDOWNS	37	49	Gonsoulin	11	98	8.9	—	0
Rushing	10	19	McNamara	4	63	15.8	—	0
Passing	24	25	Pyeatt	4	60	15.0	—	1
Defense/Returns	3	5	Romine	3	69	23.0	—	0

Score By Periods	1	2	3	4	OT	Total
BRONCOS	42	93	86	88		309
OPPONENTS	96	108	90	99		393

SCORING	TD	Ru	Pa	Rt	PAT	FG	S	TP
Mingo	6	4	1	1	33/36	18/28		123
Taylor	12	0	12	0	0/0	0/0		72
Carmichael	7	2	5	0	0/0	0/0		42
Rolle	3	2	1	0	0/0	0/0		18
McNamara	2	1	1	0	0/0	0/0		6
Allen	1	1	0	0	0/0	0/0		6
Brodnax	1	0	1	0	0/0	0/0		6
Carpenter	1	0	1	0	0/0	0/0		6
Greer	1	0	1	0	0/0	0/0		6
Pyeatt	1	0	0	1	0/0	0/0		6
Yelverton	1	0	0	1	0/0	0/0		6
Jessup	1	0	1	0	0/0	0/0		6
BRONCOS	37	10	24	3	33/36	18/28		309
OPPONENTS	49	19	25	5	44/47	17/27		393

SACKS: Yelverton 6, Day 2, King 2, McFaddin 1.5, Hatley 1.5, Gavin 1, Nichols 1, Davis 1, Young 0.5, Team 7. TOTAL: 23.5

PASSING	Att.	Comp.	Yds.	Cmp.%	Yd./Att.	TD	TD%	Int.	Int.%	LG
Tripucka	478	248	3038	51.9	6.36	24	5.0	34	7.1	80
Herring	22	9	137	40.9	6.23	0	0.0	1	4.5	21
Mingo	7	1	46	14.3	5.57	0	0.0	0	0.0	46
Carmichael	1	1	26	100.0	26.00	0	0.0	0	0.0	26
BRONCOS	508	259	3247	51.0	6.39	24	4.7	35	6.9	80
OPPONENTS	386	188	2987	48.7	7.69	25	6.0	27	6.5	—

# 1961 FINAL STATISTICS (3-11)

Head Coach: Frank Filchcock AFL West: 3rd Place Home Stadium: Bears Stadium

Date	W/L	Score	Opponent	Attend.	RUSHING	No.	Yds.	Avg	LG	TD
Sept 10	W	22-10	at Buffalo	16,636	Stone	127	505	4.0	34	4
Sept 16	L	17-45	at Boston	14,479	Bukaty	76	187	2.5	45	5
Sept 24	L	28-35	at N.Y. Titans	14,381	Ames	19	114	6.0	26	0
Oct 1	L	19-33	at Oakland	8,361	Frazier	23	110	4.8	43	1
Oct 8	L	12-19	Dallas	14,500	Herring	15	74	4.9	20	2
Oct 15	W	27-24	Oakland	11,129	Mingo	18	51	2.8	15	0
Oct 22	W	27-10	N.Y. Titans	12,508	Sturm	8	31	3.9	9	0
Oct 29	L	0-37	at San Diego	32,584	Carmichael	15	24	1.6	8	0
Nov 5	L	14-55	Houston	11,564	Traynham	6	12	2.0	8	0
Nov 12	L	16-19	San Diego	7,859	Stinnette	19	8	0.4	9	0
Nov 19	L	10-23	Buffalo	7,645	Allen	3	-4	-1.3	2	0
Nov 26	L	14-45	at Houston	27,874	Tripucka	4	-8	-2.0	0	0
Dec 3	L	24-28	Boston	9,303	BRONCOS	333	1104	3.3	45	11
Dec 10	L	21-49	at Dallas	8,000	OPPONENTS	435	1633	3.8	—	17

TEAM STATISTICS	Den	Opp	RECEIVING	No.	Yds	Avg	LG	TD
TOTAL FIRST DOWNS	219	233	Taylor	100	1176	12.7	52	4
Rushing	66	83	Frazier	47	799	17.0	87	6
Passing	127	127	Stone	38	344	9.1	37	4
Penalty	26	23	Prebola	29	349	12.0	54	1
TOTAL NET YARDS	3811	4418	Mingo	8	110	13.8	69	2
Avg. Per Game	272.2	335.0	Bukaty	14	94	6.7	13	0
NET YARDS RUSHING	1091	1633	Stinnette	11	58	5.3	15	1
Avg. Per Game	77.9	116.6	Mingo	8	110	13.8	69	2
Total Rushes	333	435	Ames	6	20	3.3	9	0
Avg. Per Rush	3.3	3.7	Hill	4	33	8.3	15	0
NET YARDS PASSING	2720	2785	Sturm	2	-1	-0.5	0	0
Avg. Per Game	194.3	198.9	Traynham	1	-1	-1.0	-1	0
Att./Completions	568/265	474/194	BRONCOS	265	3004	11.3	87	18
Completion Pct.	46.7	40.9	OPPONENTS	194	3335	15.8	—	30
Had Intercepted	45	26	INTERCEPTIONS	No.	Yds	Avg	LG	TD
PUNTS/AVERAGE	80/39.3	77/40.5	Nugent	7	77	11.0	30	0
PENALTIES/YARDS	60/560	98/799	Gonsoulin	6	76	12.7	38	0
FUMBLES/BALL LOST	32/18	23/14	McMillin	5	56	11.2	26	0
TOUCHDOWNS	32	56	McNamara	3	85	28.3	34	0
Rushing	11	17	Hudson	3	16	5.3	13	0
Passing	18	30	Stinnette	1	40	40.0	40	0
Defense/Returns	3	9	Lamberti	1	5	5.0	5	0
PAT (Total)	28	37	BRONCOS	26	355	13.7	40	0
Kicking	27/27	36/38	OPPONENTS	45	818	18.2	—	5
Running	0/1	1/1	PUNTING	No.	Yds	Avg	LG	B
Passing	1/1	0/1	Herring	80	3149	39.3	63	0
FIELD GOALS	8/25	13/26	OPPONENTS	77	3120	40.5	—	0

Score By Periods	1	2	3	4	OT	Total
BRONCOS	52	34	37	128		251
OPPONENTS	75	143	95	119		432

SCORING	TD	Ru	Pa	Rt	PAT	FG	S	TP
Frazier	8	1	6	1	0/0	0/0		50
Stone	8	4	4	—	0/0	0/0		48
Bukaty	5	5	0	—	0/0	0/0		32
Mingo	2	0	2	—	11/11	3/10		32
Hill	0	0	0	—	16/16	5/15		31
Taylor	4	0	4	—	0/0	0/0		24
Herring	2	2	0	—	0/0	0/0		12
Prebola	1	0	1	—	0/0	0/0		8
Gavin	1	0	0	1	0/0	0/0		6
Stinnette	1	0	1	—	0/0	0/0		6
BRONCOS	32	11	18	3	27/27	8/25		1 251
OPPONENTS	56	17	30	9	52/52	13/26		0 432

PUNT RETURNS	Ret	Yds	Avg	LG	TD
Frazier	18	231	12.8	55	1
Carmichael	7	58	8.3	29	0
McNamara	4	17	4.3	9	0
Ames	2	17	8.5	13	0
Gavin	1	45	45.0	45	1
Mingo	1	1	1.0	1	0
BRONCOS	33	369	11.2	55	2
OPPONENTS	26	368	14.2	—	2

KICKOFF RETURNS	No.	Yds	Avg	LG	TD
Frazier	18	504	28.0	190	1
Carmichael	16	310	19.4	31	0
Ames	12	240	20.0	30	0
Stone	9	215	23.9	76	0
Mingo	4	120	30.0	30	0
Bukaty	3	41	13.7	20	0
Gonsoulin	1	34	34.0	34	0
Hill	1	23	23.0	23	0
Prebola	1	8	8.0	8	0
Stinnette	1	6	6.0	6	0
BRONCOS	66	1501	22.7	190	1
OPPONENTS	42	720	17.1	—	0

SACKS: Cash 7, Hauser 5.5, McFaddin 5, Hudson 2, Stinnette 2, McDaniel 2, Konovsky 1, Gavin 1, Holz 0.5, Team 3. TOTAL: 29

PASSING	Att.	Comp.	Yds.	Cmp.%	Yd./Att.	TD	TD%	Int.	Int.%	LG
Tripucka	344	167	1690	48.5	4.91	10	2.9	21	6.1	87
Herring	211	93	1160	44.1	5.50	5	2.4	22	10.4	54
Mingo	9	4	136	44.4	15.11	2	22.2	0	0.0	52
Stone	2	1	18	50.0	9.0	1	50.0	0	0.0	18
Frazier	1	0	0	0.0	0.00	0	0.0	1	100.0	0
Taylor	1	0	0	0.0	0.00	0	0.0	1	100.0	0
BRONCOS	568	265	2720	46.7	4.79	18	3.2	45	7.9	87
OPPONENTS	474	194	2785	40.9	5.88	30	6.3	26	5.5	—

## 1962 FINAL STATISTICS (7-7)

Head Coach: Jack Faulkner AFL West: 2nd Place Home Stadium: Bears Stadium

Date	W/L	Score	Opponent	Attend.	RUSHING	No.	Yds.	Avg	LG	TD
Sept 7	W	30-21	San Diego	28,000	Stone	94	360	3.8	27	3
Sept 15	W	23-20	at Buffalo	30,577	Dickinson	73	247	3.4	42	0
Sept 21	L	16-41	at Boston	21,038	Mingo	54	287	5.3	82	4
Sept 30	W	32-10	at N.Y. Titans	17,213	Frazier	39	168	4.3	35	2
Oct 5	W	44-7	Oakland	22,452	Olszewski	33	114	3.4	46	0
Oct 14	W	23-6	at Oakland	7,000	Stinnette	21	87	4.1	14	1
Oct 21	W	20-10	Houston	34,496	Shaw	4	10	2.5	9	1
Oct 28	L	38-45	Buffalo	26,051	Tripucka	2	-1	-5	1	1
Nov 4	W	23-20	at San Diego	20,827	Taylor	2	26	13.0	18	0
Nov 11	L	29-33	Boston	28,187	<b>BRONCOS</b>	<b>322</b>	<b>1298</b>	<b>4.0</b>	<b>82</b>	<b>12</b>
Nov 18	L	3-24	Dallas	23,523	<b>OPPONENTS</b>	<b>439</b>	<b>1868</b>	<b>4.3</b>	<b>—</b>	<b>11</b>
Nov 22	L	45-46	N.Y. Titans	15,776						
Dec 2	L	17-34	at Houston	30,650	<b>RECEIVING</b>	<b>No.</b>	<b>Yds</b>	<b>Avg</b>	<b>LG</b>	<b>TD</b>
Dec 9	L	10-17	at Dallas	19,137	Taylor	77	908	11.8	45	4

TEAM STATISTICS	Den	Opp
TOTAL FIRST DOWNS	270	234
Rushing	72	88
Passing	177	131
Penalty	21	15
TOTAL NET YARDS	4702	4358
Avg. Per Game	336.2	324.4
NET YARDS RUSHING	1298	1868
Avg. Per Game	93.1	133.4
Total Rushes	322	439
Avg. Per Rush	4.0	4.3
NET YARDS PASSING	3404	2670
Avg. Per Game	243.1	190.7
Att./Completions	559/292	423/202
Completion Pct.	52.2	47.8
Had Intercepted	40	27
PUNTS/AVERAGE	59/43.6	65/41.9
PENALTIES/YARDS	64/613	76/678
FUMBLES/BALL LOST	28/14	34/19
TOUCHDOWNS	39	41
Rushing	12	11
Passing	21	24
Defense/Returns	6	6
PAT (Total)	32	54
Kicking	27	52
Passing	4	0
Running	2	2
FIELD GOALS	27/39	16/27

Score By Periods	1	2	3	4	OT	Total
BRONCOS	48	94	61	150		353
OPPONENTS	64	105	58	107		334

SCORING	TD	Ru	Pa	Rt	PAT	FG	S	TP
Mingo	4	4	0	0	32/34	27/39	0	137
Scarpitto	6	0	6	0	0/0	0/0	0	36
Stone	5	3	2	0	0/0	0/0	0	30
Dickinson	4	0	4	0	0/0	0/0	0	24
Taylor	4	0	4	0	0/0	0/0	0	24
Frazier	3	2	1	0	0/0	0/0	0	18
Tarr	2	0	2	0	0/0	0/0	0	12
McMillin	2	0	0	2	0/0	0/0	0	12
Prebola	1	0	1	0	0/0	0/0	0	8
Tripucka	1	1	0	0	0/0	0/0	0	6
Shaw	1	1	0	0	0/0	0/0	0	6
Olszewski	1	0	1	0	0/0	0/0	0	6
Stinnette	1	1	0	0	0/0	0/0	0	6
Zeman	1	0	0	1	0/0	0/0	0	6
Gonsoulin	1	0	0	1	0/0	0/0	0	6
McGeever	1	0	0	1	0/0	0/0	0	6
McFadin	1	0	0	1	0/0	0/0	0	6
Fraser	0	0	0	0	2/2	0/0	0	2
<b>BRONCOS</b>	<b>39</b>	<b>12</b>	<b>21</b>	<b>6</b>	<b>34/36</b>	<b>27/39</b>	<b>0</b>	<b>353</b>
<b>OPPONENTS</b>	<b>41</b>	<b>11</b>	<b>24</b>	<b>6</b>	<b>36/38</b>	<b>16/27</b>	<b>0</b>	<b>334</b>

PASSING	Att.	Comp.	Yds.	Cmp.%	Yd./Att.	TD	TD%	Int.	Int.%	LG
Tripucka	440	240	2917	54.5	6.64	17	3.9	25	5.7	96
Shaw	110	49	783	44.5	7.12	4	3.6	14	12.7	97
Stone	3	1	13	33.3	4.33	0	0.0	0	0.0	13
Mingo	2	1	18	50.0	9.0	0	0.0	1	50.0	18
Enis	2	1	8	50.0	4.0	0	0.0	0	0.0	8
Taylor	2	0	0	0.0	0.0	0	0.0	0	0.0	0
Yards Lost Attempting to Pass			(-335)							
<b>BRONCOS</b>	<b>559</b>	<b>292</b>	<b>3404</b>	<b>52.2</b>	<b>5.09</b>	<b>21</b>	<b>3.8</b>	<b>40</b>	<b>7.2</b>	<b>97</b>
<b>OPPONENTS</b>	<b>423</b>	<b>202</b>	<b>2897</b>	<b>47.8</b>	<b>6.85</b>	<b>24</b>	<b>5.7</b>	<b>27</b>	<b>6.4</b>	<b>—</b>

## 1963 FINAL STATISTICS (2-11-1)

Head Coach: Jack Faulkner AFL West: 4th Place Home Stadium: Bears Stadium

Date	W/L	Score	Opponent	Attend.	RUSHING	No.	Yds.	Avg	LG	TD
Sept 7	L	7-59	Kansas City	21,115	Joe	154	649	4.2	68	4
Sept 14	L	14-20	at Houston	23,147	Stone	96	382	3.9	39	3
Sept 29	W	14-10	Boston	18,636	Slaughter	32	124	3.9	19	1
Oct 6	W	50-34	San Diego	18,428	Dixon	23	105	4.5	18	2
Oct 13	L	24-33	Houston	24,087	Mingo	24	90	3.7	17	0
Oct 18	L	21-40	at Boston	25,418	Breaux	10	51	5.1	15	0
Oct 26	T	35-35	at N.Y. Jets	20,377	Mitchell	23	45	2.0	7	0
Nov 3	L	28-30	Buffalo	19,424	Dickinson	6	32	5.3	13	0
Nov 9	L	17-27	at Buffalo	30,989	Galters	9	20	2.2	8	0
Nov 17	L	9-14	N.Y. Jets	14,247	Walker	2	14	7.0	9	0
Nov 28	L	10-26	Oakland	14,763	McCormick	3	-5	-1.7	-2	0
Dec 8	L	17-443	at Kansas City	17,443	Barnes	(lateral) 0	2	—	2	0
Dec 15	L	31-35	at Oakland	15,223	<b>BRONCOS</b>	<b>382</b>	<b>1509</b>	<b>4.0</b>	<b>68</b>	<b>10</b>
Dec 22	L	20-58	at San Diego	31,312	<b>OPPONENTS</b>	<b>420</b>	<b>1687</b>	<b>4.0</b>	<b>—</b>	<b>15</b>

TEAM STATISTICS	Den	Opp
TOTAL FIRST DOWNS	230	254
Rushing	84	92
Passing	133	145
Penalty	13	17
TOTAL NET YARDS	3991	5081
Avg. Per Game	285.1	362.9
NET YARDS RUSHING	1504	1687
Avg. Per Game	107.4	120.5
Total Rushes	382	420
Avg. Per Rush	3.9	4.0
NET YARDS PASSING	2487	3394
Avg. Per Game	177.6	242.4
Att./Completions	453/217	408/204
Completion Pct.	47.9	50.0
Had Intercepted	28	15
PUNTS/AVERAGE	81/44.4	61/43.7
PENALTIES/YARDS	65/548	61/516
FUMBLES/BALL LOST	34/16	33/20
TOUCHDOWNS	36	61
Rushing	10	15
Passing	23	40
Kickoff Returns	1	1
Pass Interceptions	1	2
Fumble Returns	1	3
Safety	0	2
PAT (Total)	37	57
Kicking	35	55
Running	0	0
Passing	13	17
FIELD GOALS	16/29	15/32

Score By Periods	1	2	3	4	OT	Total
BRONCOS	40	96	64	101		301
OPPONENTS	121	113	127	112		473

SCORING	TD	Ru	Pa	Rt	PAT	FG	S	TP
Mingo	0	0	0	0	35/35	16/29	0	83
Taylor	10	0	10	0	0/0	0/0	0	60
Joe	5	4	1	0	0/0	0/0	0	30
Scarpitto	5	0	5	0	0/0	0/0	0	30
Stone	4	3	1	0	0/0	0/0	0	24
Groman	3	0	3	0	0/0	0/0	0	18
Prebola	2	0	2	0	0/0	0/0	0	14
Dixon	2	2	0	0	0/0	0/0	0	12
Gonsoulin	1	0	0	1	0/0	0/0	0	6
Mitchell	1	0	0	1	0/0	0/0	0	6
McFadin	1	0	0	1	0/0	0/0	0	6
Slaughter	1	1	0	0	0/0	0/0	0	6
OTHERS	1	0	1	0	0/0	0/0	0	6
<b>BRONCOS</b>	<b>36</b>	<b>10</b>	<b>23</b>	<b>3</b>	<b>35/35</b>	<b>16/29</b>	<b>0</b>	<b>301</b>
<b>OPPONENTS</b>	<b>61</b>	<b>15</b>	<b>40</b>	<b>6</b>	<b>55/56</b>	<b>15/32</b>	<b>2</b>	<b>473</b>

PASSING	Att.	Comp.	Yds.	Cmp.%	Yd./Att.	TD	TD%	Int.	Int.%	LG
Slaughter	223	112	1689	50.2	7.57	12	5.4	14	6.3	74
Breaux	138	70	935	50.7	6.76	7	5.1	6	4.3	71
McCormick	72	28	417	48.8	5.79	4	5.6	3	4.2	72
Stone	3	0	0	0.0	0.00	0	0.0	0	0.0	—
Taylor	1	0	0	0.0	0.00	0	0.0	0	0.0	—
Mingo	1	0	0	0.0	0.00	0	0.0	0	0.0	—
OTHERS	15	7	31	46.6	2.07	0	0.0	5	33.3	14
Yards Lost Attempting to Pass			(-590)							
<b>BRONCOS</b>	<b>453</b>	<b>217</b>	<b>2487</b>	<b>47.9</b>	<b>5.49</b>	<b>23</b>	<b>5.1</b>	<b>28</b>	<b>6.2</b>	<b>74</b>
<b>OPPONENTS</b>	<b>408</b>	<b>204</b>	<b>3394</b>	<b>50.0</b>	<b>8.32</b>	<b>40</b>	<b>9.8</b>	<b>15</b>	<b>3.7</b>	<b>—</b>

## 1964 FINAL STATISTICS (2-11-1)

Head Coach: Jack Faulkner (4) / Mac Speedie (10) AFL West: 4th Place Home Stadium: Bears Stadium

Date	W/L	Score	Opponent	Attend.	RUSHING	No.	Yds.	Avg	LG	TD
Sept 12	L	6-30	at N.Y. Jets	45,665	Mitchell	174	590	3.4	33	5
Sept 20	L	13-30	at Buffalo	28,501	Joe	111	415	3.7	51	2
Sept 27	L	17-38	Houston	22,651	Lee	43	164	3.8	16	3
Oct 4	L	10-39	Boston	15,485	Slaughter	20	58	2.9	18	0
Oct 11	W	33-27	Kansas City	16,285	Mingo	6	26	4.3	9	0
Oct 18	L	14-42	at San Diego	23,332	Stone	12	26	2.2	5	0
Oct 25	L	7-40	at Oakland	17,858	Dixon	18	25	1.4	17	0
Nov 1	L	39-49	at Kansas City	15,053	Scarpitto	1	5	5.0	5	0
Nov 8	L	20-31	San Diego	19,670	Barry	3	7	2.3	11	0
Nov 15	W	20-16	N.Y. Jets	11,309	<b>BRONCOS</b>	<b>388</b>	<b>1316</b>	<b>3.4</b>	<b>51</b>	<b>10</b>
Nov 20	L	7-12	at Boston	24,979	<b>OPPONENTS</b>	<b>419</b>	<b>2072</b>	<b>4.9</b>	<b>58</b>	<b>21</b>
Nov 29	T	20-20	Oakland	15,958						
Dec 13	L	19-30	Buffalo	14,431	<b>RECEIVING</b>	<b>No.</b>	<b>Yds</b>	<b>Avg</b>	<b>LG</b>	<b>TD</b>
Dec 20	L	15-34	at Houston	15,839	Taylor	76	872	11.5	57	7

TEAM STATISTICS	Den	Opp
TOTAL FIRST DOWNS	211	270
Rushing	75	100
Passing	118	146
Penalty	18	24
TOTAL NET YARDS	3348	4970
Avg. Per Game	239.1	355.0
Total Plays	905	902
Avg. Gain Per Play	3.7	5.5
NET YARDS RUSHING	1316	2072
Avg. Per Game	94.0	148.0
Total Rushes	388	419
Avg. Per Rush	3.4	4.9
NET YARDS PASSING	2032	2898
Avg. Per Game	145.1	207.0
Att./Completions	455/230	439/217
Completion Pct.	50.5	49.4
Had Intercepted	32	32
PUNTS/AVERAGE	81/43.2	59/41.6
PENALTIES/YARDS	76/774	63/573
FUMBLES/BALL LOST	28/8	40/21
TOUCHDOWNS	28	52
Rushing	10	21
Passing	14	29
Punt Returns	1	1
Pass Interceptions	1	1
Fumble Returns	2	0
Safety	1	4
PAT (Total)	25	52
Kicking	22/25	52/52
Running	1	0
Passing	2	0
FIELD GOALS	14/33	22/25

SCORING	TD	Ru	Pa	Rt	PAT	FG	S	TP
Taylor	7	0	7	0	0/0	0/0	0	42
Mitchell	6	5	1	0	0/0	0/0	0	36
Mingo	0	0	0	0	9/10	8/12	0	33
Guesman	0	0	0	0	13/15	6/21	0	31
Scarpitto	4	0	4	0	0/0	0/0	0	24
Lee	3	3	0	0	0/0	0/0	0	18
Joe	2	2	0	0	0/0	0/0	0	14
Denson	1	0	1	0	0/0	0/0	0	8
Dixon	1	0	1	0	0/0	0/0	0	6
Barry	1	0	0	1	0/0	0/0	0	6
Janik	1	0	0	1	0/0	0/0	0	6
McMillin	1	0	0	1	0/0	0/0	0	6
Cooke	1	0	0	1	0/0	0/0	0	6
Slaughter	0	0	0	0	0/0	0/0	0	2
OTHERS	0	0	0	0	0/0	0/0	1	2
<b>BRONCOS</b>	<b>28</b>	<b>10</b>	<b>14</b>	<b>4</b>	<b>22/25</b>	<b>14/33</b>	<b>1</b>	<b>240</b>
<b>OPPONENTS</b>	<b>52</b>	<b>21</b>	<b>29</b>	<b>2</b>	<b>52/52</b>	<b>22/25</b>	<b>4</b>	<b>438</b>

PASSING	Att.	Comp.	Yds.	Cmp.%	Yd./Att.	TD	TD%	Int.	Int.%	LG
Lee	265	133	1622	50.2	6.12	11	4.2	20	7.5	82
Slaughter	188	97	930	51.6	4.95	3	1.6	11	5.9	39
Mitchell	1	0	0	0.0	0.00	0	0.0	0	0.0	0
Taylor	1	0	0	0.0	0.00	0	0.0	1	100.0	0
Yards Lost Attempting to Pass			(-520)							
<b>BRONCOS</b>	<b>455</b>	<b>230</b>	<b>2032</b>	<b>50.5</b>	<b>4.47</b>	<b>14</b>	<b>3.1</b>	<b>32</b>	<b>7.0</b>	<b>82</b>
<b>OPPONENTS</b>	<b>439</b>	<b>217</b>	<b>2898</b>	<b>49.4</b>	<b>6.60</b>	<b>29</b>	<b>6.6</b>	<b>32</b>	<b>7.0</b>	<b>66</b>

## 1965 FINAL STATISTICS (4-10)

Head Coach: Mac Speedie AFL West: 4th Place Home Stadium: Bears Stadium

Date	W/L	Score	Opponent	Attend.	RUSHING	No.	Yds.	Avg	LG	TD
Sept 11	L	31-34	at San Diego	27,022	Gilchrist	252	954	3.8	44	6
Sept 19	L	15-30	Buffalo	30,682	Hayes	130	526	4.1	43	5
Sept 24	W	27-10	at Boston	26,782	Haynes	41	166	4.1	47	3
Oct 3	W	16-13	N.Y. Jets	34,988	Scarpitto	4	94	23.5	44	0
Oct 10	L	23-31	Kansas City	31,001	Slaughter	20	75	3.8	13	0
Oct 17	W	28-17	Houston	32,492	Barry	2	19	9.5	11	0
Oct 24	L	13-31	at Buffalo	45,046	Lee	2	1	0.5	2	0
Oct 31	L	10-45	at N.Y. Jets	53,717	McCormick	1	-2	-2.0	-2	0
Nov 7	L	21-35	San Diego	33,073	Denson	1	-4	-4.0	-4	0
Nov 14	W	31-21	at Houston	28,126	<b>BRONCOS</b>	<b>453</b>	<b>1829</b>	<b>4.0</b>	<b>47</b>	<b>14</b>
Nov 21	L	20-28	Oakland	30,369	<b>OPPONENTS</b>	<b>384</b>	<b>1337</b>	<b>3.5</b>	<b>41</b>	<b>24</b>
Dec 5	L	13-24	at Oakland	19,023						
Dec 12	L	20-28	Boston	27,207	<b>RECEIVING</b>	<b>No.</b>	<b>Yds</b>	<b>Avg</b>	<b>LG</b>	<b>TD</b>
Dec 19	L	35-45	at Kansas City	14,421	Taylor	85	1131	13.3	63	6

TEAM STATISTICS	Den	Opp
TOTAL FIRST DOWNS	255	244
Rushing	111	87
Passing	117	138
Penalty	27	19
TOTAL NET YARDS	4469	4297
Avg. Per Game	319.2	306.9
Total Plays	959	850
Avg. Gain Per Play	4.7	5.1
NET YARDS RUSHING	1829	1337
Avg. Per Game	130.6	95.5
Total Rushes	453	384
Avg. Per Rush	4.0	3.5
NET YARDS PASSING	2640	2960
Avg. Per Game	188.6	211.4
Att./Completions	482/222	440/202
Completion Pct.	46.1	45.9
Had Intercepted	30	25
PUNTS/AVERAGE	68/42.3	73/45.8
PENALTIES/YARDS	69/750	86/836
FUMBLES/BALL LOST	29/16	27/14
TOUCHDOWNS	38	50
Rushing	14	24
Passing	18	23
Punt Returns	1	1
Pass Interceptions	3	2
Fumble Returns	2	0
Safety	0	0
PAT (Total)	34	50
Kicking	32/32	50/50
Running	1/2	0/0
Passing	1/4	0/0
FIELD GOALS	13/29	14/23

SCORING	TD	Ru	Pa	Rt	PAT	FG	S	TP
Kroner	0	0	0	0	32/32	13/29	0	71
Hayes	7	5	2	0	0/0	0/0	0	44
Gilchrist	7	6	1	0	0/0	0/0	0	42
Haynes	6	3	2	1	0/0	0/0	0	36
Taylor	6	0	6	0	0/0	0/0	0	36
Scarpitto	5	0	5	0	0/0	0/0	0	30
Griffin	2	0	0	2	0/0	0/0	0	12
Bramlett	2	0	0	2	0/0	0/0	0	12
Dixon	2	0	2	0	0/0	0/0	0	12
Wilson	1	0	0	1	0/0	0/0	0	6
Gonsoulin	0	0	0	0	0/0	0/0	0	2
Slaughter	0	0	0	0	0/0	0/0	0	2
<b>BRONCOS</b>	<b>38</b>	<b>14</b>	<b>18</b>	<b>6</b>	<b>32/32</b>	<b>13/29</b>	<b>0</b>	<b>303</b>
<b>OPPONENTS</b>	<b>50</b>	<b>24</b>	<b>23</b>	<b>3</b>	<b>50/50</b>	<b>14/23</b>	<b>0</b>	<b>392</b>

PASSING	Att.	Comp.	Yds.	Cmp.%	Yd./Att.	TD	TD%	Int.	Int.%	LG
Slaughter	147	75	864	51.0	5.88	6	4.1	12	8.2	51
McCormick	253	103	1292	40.7	5.11	7	2.8	14	5.5	90
Lee	80	44	692	55.0	8.65	5	6.3	3	3.8	66
Yards Lost Attempting to Pass			(-208)							
<b>BRONCOS</b>	<b>482</b>	<b>222</b>	<b>2640</b>	<b>46.1</b>	<b>5.48</b>	<b>18</b>	<b>3.7</b>	<b>30</b>	<b>6.2</b>	<b>90</b>
<b>OPPONENTS</b>	<b>440</b>	<b>202</b>	<b>2960</b>	<b>45.9</b>	<b>6.73</b>	<b>23</b>	<b>5.2</b>	<b>25</b>	<b>5.7</b>	<b>78</b>



## 1966 FINAL STATISTICS (4-10)

Head Coach: Mac Speedie (2) / Ray Malavasi (12) AFL West: 4th Place Home Stadium: Bears Stadium

Date	W/L	Score	Opponent	Attend.	RUSHING	No.	Yds.	Avg	LG	TD
Sept 3	L	7-45	at Houston	30,156	Hayes	105	411	3.9	56	1
Sept 18	L	10-24	Boston	25,337	Haynes	129	310	2.4	20	2
Sept 25	L	7-16	N.Y. Jets	29,878	Mitchell	70	199	2.8	21	0
Oct 2	W	40-38	Houston	27,203	Scarpitto	4	110	27.5	63	1
Oct 8	L	10-37	at Kansas City	33,929	Lester	34	84	2.5	10	0
Oct 16	L	7-24	at Miami	23,393	Choboian	21	45	2.1	12	2
Oct 23	L	10-56	Kansas City	26,196	Slaughter	1	10	10.0	10	0
Oct 30	L	17-24	at San Diego	25,819	Kellogg	6	3	.5	5	0
Nov 6	W	17-10	at Boston	18,154	McCormick	4	2	.5	3	0
Nov 20	L	3-17	Oakland	26,703	Glacken	2	-1	-.5	5	0
Nov 27	W	20-17	San Diego	24,860	TEAM	1	-11	-11.0	—	—
Dec 4	W	17-7	Miami	32,592	<b>BRONCOS</b>	<b>376</b>	<b>1173</b>	<b>3.1</b>	<b>63</b>	<b>6</b>
Dec 11	L	10-28	at Oakland	31,765	<b>OPPONENTS</b>	<b>441</b>	<b>2029</b>	<b>4.6</b>	<b>61</b>	<b>17</b>
Dec 18	L	21-38	at Buffalo	40,538						

TEAM STATISTICS	Den	Opp
TOTAL FIRST DOWNS	171	251
Rushing	61	101
Passing	95	122
Penalty	14	28
TOTAL NET YARDS	3157	4544
Avg. Per Game	225.5	324.6
Total Plays	816	871
Avg. Gain Per Play	3.9	5.2
NET YARDS RUSHING	1173	2029
Avg. Per Game	83.0	144.9
Total Rushes	376	441
Avg. Per Rush	3.1	4.6
NET YARDS PASSING	1995	2515
Avg. Per Game	142.5	179.6
Att./Completions	402/166	397/192
Completion Pct.	41.3	48.4
Had Intercepted	30	13
PUNTS/AVERAGE	77/45.2	60/42.7
Had Blocked	1	0
PUNT RETURNS	26/235	38/315
Avg. Per Return	9.0	8.3
KICKOFF RETURNS	58/1557	43/1001
Avg. Per Return	26.8	23.3
INTERCEPTIONS/RET.	13/109	30/545
PENALTIES/YARDS	66/773	75/571
FUMBLES/BALL LOST	36/17	35/18
TOUCHDOWNS	22	47
Rushing	6	17
Passing	12	26
Others	4	4
PAT (Kicking)	20/20	46/46
PAT (Passing)	1/2	1/1
PAT (Rushing)	0	0
FIELD GOALS	14/25	17/40

SCORING	TD	Ru	Pa	Rt	PAT	FG	S	TP
Kroner	0	0	0	0	20/20	14/25	0	62
Scarpitto	5	1	4	0	0/0	0/0	0	32
Haynes	3	2	1	0	0/0	0/0	0	18
Denson	3	0	3	0	0/0	0/0	0	18
Mitchell	2	0	2	0	0/0	0/0	0	12
Sellers	2	0	0	2	0/0	0/0	0	12
Choboian	2	2	0	0	0/0	0/0	0	12
Taylor	1	0	1	0	0/0	0/0	0	6
Hayes	1	1	0	0	0/0	0/0	0	6
Bramlett	1	0	0	1	0/0	0/0	0	6
Lester	1	0	1	0	0/0	0/0	0	6
Wilson	1	0	0	1	0/0	0/0	0	6
<b>BRONCOS</b>	<b>22</b>	<b>6</b>	<b>12</b>	<b>4</b>	<b>20/20</b>	<b>14/25</b>	<b>0</b>	<b>196</b>
<b>OPPONENTS</b>	<b>47</b>	<b>17</b>	<b>26</b>	<b>4</b>	<b>46/46</b>	<b>17/40</b>	<b>0</b>	<b>381</b>

PASSING	Att.	Comp.	Yds.	Cmp.%	Yd./Att.	TD	TD%	Int.	Int.%	LG
Choboian	163	82	1110	50.3	6.8	4	2.5	12	7.4	79
McCormick	193	68	993	35.2	5.1	6	3.1	15	7.8	64
Slaughter	25	7	124	28.0	5.0	1	4.0	0	0.0	67
Glacken	11	6	84	54.5	7.6	1	9.0	0	0.0	22
Rote	8	3	40	37.5	5.0	0	0.0	1	12.5	20
Haynes	2	0	0	0.0	0.0	0	0.0	2	100.0	0
<i>Yards Lost Attempting to Pass</i>										
<b>BRONCOS</b>	<b>402</b>	<b>166</b>	<b>1995</b>	<b>41.3</b>	<b>5.0</b>	<b>12</b>	<b>3.0</b>	<b>30</b>	<b>7.5</b>	<b>79</b>
<b>OPPONENTS</b>	<b>397</b>	<b>192</b>	<b>2515</b>	<b>48.5</b>	<b>6.3</b>	<b>26</b>	<b>6.5</b>	<b>13</b>	<b>6.6</b>	<b>79</b>

RECEIVING	No.	Yds	Avg	LG	TD
Haynes	46	480	10.4	52	1
Denson	36	725	20.1	65	3
Taylor	35	448	12.8	32	1
Scarpitto	21	335	16.0	62	4
Mitchell	14	239	17.1	79	2
Hayes	8	49	6.1	29	0
Lester	2	26	13.0	21	1
Crabtree	1	38	38.0	38	0
Franci	1	8	8.0	8	0
Kellogg	1	5	5.0	5	0
Wright	1	-2	-2.0	-2	0
<b>BRONCOS</b>	<b>166</b>	<b>2351</b>	<b>14.2</b>	<b>79</b>	<b>12</b>
<b>OPPONENTS</b>	<b>192</b>	<b>2819</b>	<b>14.7</b>	<b>79</b>	<b>26</b>

INTERCEPTIONS	No.	Yds	Avg	LG	TD
Brown	3	37	12.3	31	0
Sellers	3	24	8.0	24	0
Matsos	2	10	5.0	5	0
Hopkins	2	9	4.5	9	0
Wright	1	15	15.0	15	0
Bramlett	1	12	12.0	112	0
Wilson	1	2	2.0	2	0
<b>BRONCOS</b>	<b>13</b>	<b>109</b>	<b>8.4</b>	<b>31</b>	<b>0</b>
<b>OPPONENTS</b>	<b>30</b>	<b>545</b>	<b>18.2</b>	<b>—</b>	<b>1</b>

PUNTING	No.	Yds	Avg	LG	B
Scarpitto	76	3480	45.8	70	1
<b>BRONCOS</b>	<b>77</b>	<b>2878</b>	<b>45.2</b>	<b>70</b>	<b>1</b>
<b>OPPONENTS</b>	<b>60</b>	<b>2564</b>	<b>42.7</b>	<b>68</b>	<b>0</b>

PUNT RETURNS	Ret	Yds	Avg	LG	TD
Haynes	10	119	11.9	42	0
Scott	7	56	8.0	21	0
Sellers	6	49	8.2	17	0
Wilson	2	10	5.0	10	0
Lester	1	1	1.0	1	0
<b>BRONCOS</b>	<b>26</b>	<b>235</b>	<b>9.0</b>	<b>42</b>	<b>0</b>
<b>OPPONENTS</b>	<b>38</b>	<b>296</b>	<b>7.8</b>	<b>—</b>	<b>0</b>

KICKOFF RETURNS	No.	Yds	Avg	LG	TD
Sellers	19	541	28.5	100	2
Wilson	10	309	30.9	100	1
Scott	9	282	31.3	77	0
Haynes	9	229	25.4	43	0
Crabtree	5	129	25.8	32	0
Mitchell	3	55	18.3	26	0
Lester	1	11	11.0	11	0
Sturm	1	2	2.0	2	0
Inman	1	0	0.0	0	0
<b>BRONCOS</b>	<b>58</b>	<b>1558</b>	<b>26.9</b>	<b>100</b>	<b>3</b>
<b>OPPONENTS</b>	<b>43</b>	<b>1000</b>	<b>23.3</b>	<b>—</b>	<b>0</b>

SACKS: Bramlett 9.5, LaRose 4.5, Keating 3.5, Leeztow 3, Jacobs 2, Hopkins 1.5, Jeter 1.5, Gon-soulin 1, Tarasovic 1, Cox 0.5, Team 5. TOTAL 33

## 1967 FINAL STATISTICS (3-11)

Head Coach: Lou Saban AFL West: 4th Place Home Stadium: Bears Stadium

Date	W/L	Score	Opponent	Attend.	RUSHING	No.	Yds.	Avg	LG	TD
Sept 3	W	26-21	Boston	35,488	Little	130	381	2.9	14	1
Sept 10	L	0-51	at Oakland	25,423	Mitchell	82	308	3.8	35	0
Sept 17	L	21-35	at Miami	29,381	Hickey	73	263	3.6	20	4
Sept 24	L	24-38	N.Y. Jets	35,365	Hayes	85	255	3.0	18	4
Oct 1	L	6-10	at Houston	21,798	Gilchrist	10	21	2.1	6	0
Oct 8	L	16-17	Buffalo	35,188	Lynch	2	7	3.5	7	0
Oct 22	L	21-38	San Diego	34,464	LeClair	8	6	0.8	10	1
Oct 29	L	9-52	at Kansas City	44,002	Tensi	24	4	0.2	13	0
Nov 5	L	17-21	Oakland	29,043	Crabtree	2	2	1.0	6	0
Nov 12	L	18-20	Houston	30,392	Glacken	1	10	10.0	10	0
Nov 19	W	21-20	at Buffalo	30,891	Cassese	1	5	5.0	5	0
Nov 23	L	20-24	at San Diego	34,586	Scarpitto	1	5	5.0	5	0
Dec 3	W	33-24	at N.Y. Jets	61,615	Denson	1	-2	-2.0	-2	0
Dec 17	L	24-38	Kansas City	31,660	<b>BRONCOS</b>	<b>420</b>	<b>1265</b>	<b>3.0</b>	<b>35</b>	<b>10</b>
					<b>OPPONENTS</b>	<b>444</b>	<b>2076</b>	<b>4.7</b>	<b>65</b>	<b>21</b>

TEAM STATISTICS	Den	Opp
TOTAL FIRST DOWNS	172	276
Rushing	65	115
Passing	91	143
Penalty	16	18
TOTAL NET YARDS	2947	5201
Avg. Per Game	210.5	371.5
Total Plays	852	921
Avg. Gain Per Play	3.5	5.6
NET YARDS RUSHING	1265	2076
Avg. Per Game	90.4	148.3
Total Rushes	420	444
Avg. Per Rush	3.0	4.7
NET YARDS PASSING	1682	3125
Avg. Per Game	120.1	223.2
Att./Completions	374/150	459/214
Completion Pct.	40.1	46.6
Had Intercepted	18	28
PUNTS/AVERAGE	105/44.9	65/41.5
Had Blocked	1	1
PUNT RETURNS	27/357	61/718
Avg. Per Return	13.2	11.8
KICKOFF RETURNS	60/1518	42/1046
Avg. Per Return	25.3	24.9
INTERCEPTIONS/RET.	28/413	18/262
PENALTIES/YARDS	48/512	58/628
FUMBLES/BALL LOST	30/12	23/13
TOUCHDOWNS	31	52
Rushing	10	21
Passing	17	27
Others	4	4
PAT (Kicking)	28/30	48/49
PAT (Passing)	1/1	1/2
PAT (Rushing)	0/0	1/1
FIELD GOALS	12/27	15/31

SCORING	TD	Ru	Pa	Rt	PAT	FG	S	TP
Denson	11	0	11	0	0/0	0/0	0	66
Humphreys	0	0	0	0	18/19	7/15	0	39
Hickey	5	4	1	0	0/0	0/0	0	30
Crabtree	5	0	5	0	0/0	0/0	0	30
Hayes	4	4	0	0	0/0	0/0	0	26
Little	2	1	0	1	0/0	0/0	0	12
Wilson	2	0	0	2	0/0	0/0	0	12
Kroner	0	0	0	0	5/6	2/2	0	11
Sellers	1	0	0	1	0/0	0/0	0	6
LeClair	1	1	0	0	0/0	0/0	0	6
OTHERS	0	0	0	0	5/5	3/11	0	14
TEAM	0	0	0	0	0/0	0/0	2	4
<b>BRONCOS</b>	<b>31</b>	<b>10</b>	<b>17</b>	<b>4</b>	<b>28/30</b>	<b>12/28</b>	<b>2</b>	<b>256</b>
<b>OPPONENTS</b>	<b>52</b>	<b>21</b>	<b>27</b>	<b>4</b>	<b>48/49</b>	<b>15/31</b>	<b>0</b>	<b>409</b>

PASSING	Att.	Comp.	Yds.	Cmp.%	Yd./Att.	TD	TD%	Int.	Int.%	LG
Tensi	325	131	1915	40.3	5.9	16	4.9	17	5.2	76
LeClair	45	19	275	42.2	6.1	1	6.1	1	2.2	48
Glacken	4	0	0	0.0	0.0	0	0.0	0	0.0	0
<i>Yards Lost Attempting to Pass</i>										
<b>BRONCOS</b>	<b>374</b>	<b>150</b>	<b>1682</b>	<b>40.1</b>	<b>4.5</b>	<b>17</b>	<b>4.5</b>	<b>18</b>	<b>4.8</b>	<b>76</b>
<b>OPPONENTS</b>	<b>459</b>	<b>214</b>	<b>3125</b>	<b>46.6</b>	<b>6.8</b>	<b>27</b>	<b>5.9</b>	<b>28</b>	<b>6.1</b>	<b>79</b>

## 1968 FINAL STATISTICS (5-9)

Head Coach: Lou Saban AFL West: 4th Place Home Stadium: Mile High Stadium

Date	W/L	Score	Opponent	Attend.	Leclair	Moore	Lindsey	Van Heusen	Haffner	Tensi	Jones	DiVito	BRONCOS	OPPONENTS
Sept 15	L	10-24	at Cincinnati	25,049	12	40	3.3	12	0					
Sept 22	L	2-34	at Kansas City	45,821	4	22	5.5	10	0					
Sept 29	L	17-20	Boston	37,024	1	17	4.3	7	0					
Oct 6	W	10-7	Cincinnati	41,257	2	2	1.0	1	0					
Oct 13	W	21-13	at N.Y. Jets	62,052	6	2	0.3	2	0					
Oct 20	L	24-55	at San Diego	42,953	1	-1	-1.0	-1	0					
Oct 27	W	21-14	Miami	44,115	1	-1	-1.0	-1	0					
Nov 3	W	35-14	at Boston	18,304	411	1614	3.9	155	11					
Nov 10	L	7-43	Oakland	50,002	457	1861	4.1	165	20					
Nov 17	L	17-38	at Houston	36,075										
Nov 24	W	34-32	Buffalo	35,142										
Dec 1	L	23-47	San Diego	35,312										
Dec 8	L	27-33	at Oakland	47,754										
Dec 14	L	7-30	Kansas City	38,463										

### TEAM STATISTICS

#### TOTAL FIRST DOWNS

Rushing	Den	Opp
Passing	217	251
Penalty	75	94
	124	145
	18	12

#### TOTAL NET YARDS

Avg. Per Game	3971	5024
Total Plays	283.6	358.9
Avg. Gain Per Play	889	917
	4.4	5.5

#### NET YARDS RUSHING

Avg. Per Game	1614	1861
Total Rushes	115.3	132.9
Avg. Per Rush	411	457
	3.9	4.1

#### NET YARDS PASSING

Avg. Per Game	2357	3163
Att./Completions	168.4	225.9
Completion Pct.	427/179	429/217
Had Intercepted	41.9	50.6
	27	20

#### PUNTS/AVERAGE

Had Blocked	96/42.7	76/43.0
	1	1

#### PUNT RETURNS

Avg. Per Return	38/332	46/282
	8.7	6.1

#### KICKOFF RETURNS

Avg. Per Return	60/1361	29/704
	22.7	24.3

#### INTERCEPTIONS/RET.

PENALTIES/YARDS	20/165	27/328
	73/772	64/750

#### FUMBLES/BALL LOST

TOUCHDOWNS	28/13	24/12
	32	48

#### RUSHING

Howfield	11	20
Crabtree	20	25
Passing	1	3
Others (Ret.)	1	2
Others (Safety)	1	2

#### PAT (Kicking)

PAT (Passing)	31/31	47/47
PAT (Rushing)	0/1	0/0
FIELD GOALS	0/0	21/34

#### SCORING

TD	Ru	Pa	Rt	PAT	FG	S	TP
Howfield	0	0	0	30/30	9/18	0	57
Crabtree	5	0	5	0/0	0/0	0	30
Little	5	3	1	0/0	0/0	0	30
Denson	5	0	5	0/0	0/0	0	30
Lynch	4	4	0	0/0	0/0	0	24
Briscoe	3	3	0	0/0	0/0	0	18
Van Heusen	3	0	3	0/0	0/0	0	18
Jones	2	0	2	0/0	0/0	0	12
McCarthy	2	0	2	0/0	0/0	0	12
Haffner	1	0	1	0/0	0/0	0	6
Beer	1	0	1	0/0	0/0	0	6
Ford	1	1	0	0/0	0/0	0	6
OTHERS	0	0	0	1/1	1/5	0	4
TEAM	0	0	0	0/0	0/0	1	2
BRONCOS	32	11	20	31/31	10/23	1	255
OPPONENTS	48	20	25	3	47/47	21/34	0

#### RUSHING

No.	Yds.	Avg	LG	TD
Little	158	584	3.7	155
Briscoe	41	308	7.5	34
Lynch	66	221	3.3	19
Ford	41	186	4.5	23
McCarthy	28	89	3.2	12
Erwin	24	76	3.2	9
Lamb	22	63	2.9	17

#### PASSING

Att.	Comp.	Yds.	Cmp.%	Yd./Att.	TD	TD%	Int.	Int.%	LG
Briscoe	224	93	1589	41.5	7.09	14	6.3	13	5.8
Tensi	119	48	709	40.3	5.96	5	4.2	8	6.7
LeClair	54	27	401	50.0	7.43	1	1.9	5	9.3
DiVito	6	1	16	16.6	2.67	0	0.0	0	0.0
Haffner	1	1	18	100.0	18.00	0	0.0	0	0.0
Lynch	2	1	4	50.0	2.00	0	0.0	0	0.0
OTHERS	19	8	105	42.1	5.53	0	0.9	1	5.3

#### Yards Lost Attempting to Pass

BRONCOS	427	179	2357	41.9	5.52	20	4.7	27	6.3
OPPONENTS	429	217	3163	50.6	7.37	25	5.8	20	4.7

### RECEIVING

No.	Yds	Avg	LG	TD
Crabtree	35	601	17.2	172
Denson	34	586	17.2	144
Beer	20	276	13.8	31
Van Heusen	19	353	18.6	50
Little	19	331	17.4	166
Jones	13	190	14.6	160
Haffner	12	232	19.3	52
McCarthy	7	69	9.9	140
Ford	4	40	6.7	12
Lynch	4	52	13.0	22
Moore	3	35	11.7	16
Lamb	3	10	3.3	—
Erwin	2	21	10.5	17
Myrtle	1	18	18.0	18
Washington	1	12	12.0	12
BRONCOS	179	2826	15.8	172
OPPONENTS	217	3419	15.8	194

### INTERCEPTIONS

No.	Yds	Avg	LG	TD
Jacquess	5	64	12.8	28
Greer	4	18	4.5	14
Oberg	3	17	5.6	16
Huard	2	35	17.5	26
Garrett	2	6	3.0	6
Hollomon	1	16	16.0	16
Forsberg	1	6	6.0	6
Cunningham	1	3	3.0	3
Lentz	1	0	0.0	0
BRONCOS	20	165	8.3	28
OPPONENTS	27	328	12.1	—

### PUNTING

No.	Yds	Avg	LG	B
Van Heusen	88	3853	43.8	68
DiVito	8	242	30.2	47
BRONCOS	96	4095	42.7	68
OPPONENTS	76	3271	43.0	87

### PUNT RETURNS

Ret	FC	Yds	Avg	LG	TD
Little	24	5	261	10.9	67
Greer	9	1	53	5.9	12
Luke	3	1	13	4.3	10
Jacquess	2	7	5	2.5	5
Hollomon	0	2	0	0.0	0
Van Heusen	0	1	0	0.0	0
BRONCOS	38	17	332	8.7	67
OPPONENTS	46		282	6.1	—

### KICKOFF RETURNS

No.	Yds	Avg	LG	TD
Little	26	649	25.0	89
Hollomon	7	194	27.7	67
Stokes	5	106	21.2	30
Moore	4	74	18.5	28
Garrett	3	77	25.7	30
Lindsey	3	72	24.0	29
Erwin	3	55	18.3	25
Greer	2	41	20.5	32
Luke	2	34	17.0	20
Forsberg	2	16	8.0	12
Crabtree	1	30	30.0	30
Dickrey	1	13	13.0	13
Jacquess	1	0	0.0	0
BRONCOS	60	1361	22.7	89
OPPONENTS	29	704	24.3	—

### SACKS: R. Jackson 10.5, Costa 6.5, Duranko 6, Inman 3.5, Mirich 1.5, QB Fell 1, Team 2. TOTAL: 31

## 1969 FINAL STATISTICS (5-8-1)

Head Coach: Lou Saban AFL West: 4th Place Home Stadium: Mile High Stadium

Date	W/L	Score	Opponent	Attend.	RUSHING	No.	Yds.	Avg	LG	TD
Sept 1	W	35-7	Boston	43,482	Little	146	729	5.0	148	6
Sept 21	W	21-19	N.Y. Jets	50,583	Lynch	96	407	4.2	54	2
Sept 28	L	28-41	at Buffalo	40,302	Quayle	57	183	3.2	17	0
Oct 5	L	13-26	Kansas City	50,564	Smiley	56	166	3.0	26	3
Oct 12	L	14-24	Oakland	49,511	Tensi	12	63	5.3	17	0
Oct 19	W	30-23	at Cincinnati	27,920	Liske	10	50	5.0	19	0
Oct 26	L	21-24	at Houston	45,348	Williams	10	18	1.8	8	1
Nov 2	W	13-0	San Diego	45,511	Denson	1	9	9.0	9	0
Nov 9	L	10-41	at Oakland	54,416	Burnett	5	9	1.8	5	0
Nov 16	T	20-20	Houston	45,002	Jones	1	3	3.0	3	0
Nov 23	L	24-45	at San Diego	34,664	BRONCOS	394	1637	4.2	54	12
Nov 27	L	17-31	at Kansas City	48,773	OPPONENTS	436	1709	3.9	143	15
Dec 7	L	24-27	at Miami	25,332						
Dec 14	W	27-16	Cincinnati	42,198						

### TEAM STATISTICS

#### TOTAL FIRST DOWNS

Rushing	Den	Opp
Passing	243	278
Penalty	87	95
	130	151
	26	30

#### TOTAL NET YARDS

Avg. Per Game	4161	4688
Total Plays	297.2	334.9
Avg. Gain Per Play	841	918
	4.9	5.1

#### NET YARDS RUSHING

Avg. Per Game	1637	1709
Total Rushes	116.9	122.1
Avg. Per Rush	394	436
	4.2	3.9

#### NET YARDS PASSING

Avg. Per Game	2524	2932
Att./Completions	180.3	209.4
Completion Pct.	403/192	437/223
Had Intercepted	47.6	51.0
Touchdowns	23	14
Avg. Gain per Attempt	19	23
Avg. Gain per Completion	6.3	6.7
	13.1	13.1

#### PUNTS/AVERAGE

Had Blocked	72/40.1	71/43.1
	1	0

#### PUNT RETURNS

Avg. Per Return	37/450	35/246
	12.2	7.0

#### KICKOFF RETURNS

Avg. Per Return	56/1323	21/471
	23.6	22.4

#### INTERCEPTIONS/RET.

PUNT RETURNS	
Avg. Per Return	

## 1970 FINAL STATISTICS (5-8-1)

Head Coach: Lou Saban AFC West: 4th Place Home Stadium: Mile High Stadium

Date	W/L	Score	Opponent	Attend.	RUSHING	No.	Yds.	Avg	LG	TD
Sept 20	W	25-10	at Buffalo	34,882	Little	209	901	4.3	180	3
Sept 27	W	16-13	Pittsburgh	50,705	Anderson	83	368	4.4	127	4
Oct 4	W	26-13	Kansas City	50,705	Crenshaw	69	200	2.9	25	5
Oct 11	L	23-35	at Oakland	54,436	Turner	29	106	3.7	12	2
Oct 18	W	24-10	Atlanta	50,705	Pastrana	14	89	6.4	14	1
Oct 25	L	14-19	at San Francisco	39,515	Lynch	20	81	4.1	19	1
Nov 1	L	3-19	Washington	50,705	Liske	7	42	6.0	14	1
Nov 8	L	21-24	at San Diego	48,327	Tensi	4	14	3.5	15	0
Nov 15	L	19-24	Oakland	50,959	Haffner	1	1	1.0	1	0
Nov 22	W	31-6	at New Orleans	66,837	<b>BRONCOS</b>	<b>436</b>	<b>1802</b>	<b>4.1</b>	<b>180</b>	<b>17</b>
Nov 29	L	21-31	at Houston	35,733	<b>OPPONENTS</b>	<b>409</b>	<b>1351</b>	<b>3.3</b>	<b>165</b>	<b>7</b>
Dec 6	L	0-16	at Kansas City	50,454						
Dec 13	T	17-17	San Diego	50,959						
Dec 20	L	13-27	Cleveland	51,001						

TEAM STATISTICS	Den	Opp
TOTAL FIRST DOWNS	217	199
Rushing	87	67
Passing	112	118
Penalty	18	14
TOTAL NET YARDS	3827	3705
Avg. Per Game	273.4	264.6
Total Plays	883	838
Avg. Gain Per Play	4.3	4.4
NET YARDS RUSHING	1802	1351
Avg. Per Game	128.7	96.5
Total Rushes	436	409
Avg. Per Rush	4.1	3.3
NET YARDS PASSING	2025	2354
Avg. Per Game	144.6	168.1
Sacked/Yards Lost	44/333	50/456
Gross Yards	2358	2810
Att./Completions	403/183	379/191
Completion Pct.	45.4	50.4
Had Intercepted	28	16
Avg. Gain per Attempt	5.0	6.2
Avg. Gain per Completion	12.9	14.7
PUNTS/AVERAGE	87/42.9	89/44.9
Had Blocked	0	0
PUNT RETURNS	63/556	56/416
Avg. Per Return	8.8	7.4
KICKOFF RETURNS	49/1114	24/544
Avg. Per Return	22.7	22.7
INTERCEPTIONS/RET.	16/220	28/213
PENALTIES/YARDS	94/887	82/802
FUMBLES/BALL LOST	23/13	35/16
TOUCHDOWNS	28	28
Rushing	17	7
Passing	11	20
Others (see individuals)	0	1
POINTS AFTER TOUCHDOWN	27	27
FIELD GOALS	18/32	23/36
Distance	1-19 20-29 30-39 40-59 50+	1-19 20-29 30-39 40-59 50+
Howfield	2/3 3/6 5/7 6/9 2/5	

SCORE BY PERIODS	1	2	3	4	OT	Total
BRONCOS	44	60	45	104		253
OPPONENTS	74	93	57	40		264

SCORING	TD	Ru	Pa	Rt	PAT	FG	S	TP
Howfield	0	0	0	0	27/28	18/32	0	81
Crenshaw	6	5	1	0	0/0	0/0	0	36
Anderson	4	4	0	0	0/0	0/0	0	24
Little	3	3	0	0	0/0	0/0	0	18
Whalen	3	0	3	0	0/0	0/0	0	18
Denson	2	0	2	0	0/0	0/0	0	12
Masters	2	0	2	0	0/0	0/0	0	12
Turner	2	2	0	0	0/0	0/0	0	12
Van Heusen	2	0	2	0	0/0	0/0	0	12
Haffner	1	0	1	0	0/0	0/0	0	6
Liske	1	1	0	0	0/0	0/0	0	6
Lynch	1	1	0	0	0/0	0/0	0	6
Pastrana	1	1	0	0	0/0	0/0	0	6
Washington	0	0	0	0	0/0	0/0	1	2
TEAM	0	0	0	0	0/0	0/0	1	2
<b>BRONCOS</b>	<b>28</b>	<b>17</b>	<b>11</b>	<b>0</b>	<b>27/28</b>	<b>18/32</b>	<b>2</b>	<b>253</b>
<b>OPPONENTS</b>	<b>28</b>	<b>7</b>	<b>20</b>	<b>1</b>	<b>27/28</b>	<b>23/36</b>	<b>0</b>	<b>264</b>

PASSING	Att.	Comp.	Yds.	Cmp.%	Yd./Att.	Tkd/Yds	TD	TD%	Int.	Int.%	LG
Liske	238	112	1340	47.1	5.63	28/228	7	2.9	11	4.6	—
Tensi	80	38	539	47.5	6.74	6/35	3	3.8	8	10.0	—
Pastrana	75	29	420	38.7	5.60	8/60	1	1.3	9	12.0	—
Anderson	7	4	59	57.1	8.43	1/5	0	0.0	0	0.0	—
Van Heusen	1	0	0	0.0	0.00	0/0	0	0.0	0	0.0	—
Little	2	0	0	0.0	0.00	1/5	0	0.0	0	0.0	—
<b>BRONCOS</b>	<b>403</b>	<b>193</b>	<b>2358</b>	<b>45.4</b>	<b>5.85</b>	<b>44/333</b>	<b>11</b>	<b>2.7</b>	<b>28</b>	<b>6.9</b>	<b>74</b>
<b>OPPONENTS</b>	<b>379</b>	<b>191</b>	<b>2810</b>	<b>50.4</b>	<b>7.41</b>	<b>50/456</b>	<b>20</b>	<b>5.3</b>	<b>16</b>	<b>4.2</b>	<b>—</b>

## 1971 FINAL STATISTICS (4-9-1)

Head Coach: Lou Saban (9) / Jerry Smith (5) AFC West: 4th Place Home Stadium: Mile High Stadium

Date	W/L	Score	Opponent	Attend.	RUSHING	No.	Yds.	Avg	LG	TD
Sept 19	T	10-10	Miami	51,228	Little	284	1133	4.0	40	6
Sept 26	L	13-34	at Green Bay	47,957	Anderson	139	533	3.8	36	3
Oct 3	L	3-16	Kansas City	51,200	Lynch	26	162	6.2	23	0
Oct 10	L	16-27	Oakland	51,200	Masters	7	71	10.1	37	0
Oct 17	W	20-16	San Diego	51,200	Post	18	44	2.4	16	0
Oct 24	W	27-0	at Cleveland	75,674	Turner, C.	17	43	2.5	9	0
Oct 31	L	16-17	at Philadelphia	65,358	Harrison	5	36	7.2	16	0
Nov 7	L	20-24	Detroit	51,200	Mosier	4	31	7.8	29	0
Nov 14	L	10-24	Cincinnati	51,200	Horn	6	15	2.5	10	0
Nov 21	L	10-28	at Kansas City	49,945	Van Heusen	1	10	10.0	10	0
Nov 28	W	22-10	at Pittsburgh	39,710	Simmons	1	7	7.0	7	0
Dec 5	W	6-3	Chicago	51,200	Ramsey	3	6	2.0	6	0
Dec 12	L	17-45	at San Diego	44,347	Gehrke	1	2	2.0	2	0
Dec 19	L	13-21	at Oakland	54,651	<b>BRONCOS</b>	<b>512</b>	<b>2093</b>	<b>4.3</b>	<b>40</b>	<b>9</b>
					<b>OPPONENTS</b>	<b>426</b>	<b>1634</b>	<b>4.3</b>	<b>54</b>	<b>11</b>

TEAM STATISTICS	Den	Opp
TOTAL FIRST DOWNS	217	206
Rushing	102	90
Passing	105	91
Penalty	10	25
TOTAL NET YARDS	4158	3819
Avg. Per Game	297.0	272.9
Total Plays	891	825
Avg. Gain Per Play	4.7	4.6
NET YARDS RUSHING	2093	1834
Avg. Per Game	149.5	131.0
Total Rushes	512	426
Avg. Per Rush	4.1	4.3
NET YARDS PASSING	2065	1985
Avg. Per Game	147.5	141.8
Sacked/Yards Lost	22/178	44/435
Gross Yards	2243	2420
Att./Completions	357/175	356/150
Completion Pct.	49.0	42.1
Had Intercepted	27	20
Avg. Gain per Attempt	5.4	5.0
Avg. Gain per Completion	12.8	16.1
PUNTS/AVERAGE	76/41.8	67/45.7
Had Blocked	2	0
PUNT RETURNS	41/320	45/468
Avg. Per Return	7.8	10.4
KICKOFF RETURNS	44/960	43/1059
Avg. Per Return	21.8	24.6
INTERCEPTIONS/RET.	20/288	27/432
PENALTIES/YARDS	67/781	78/771
FUMBLES/BALL LOST	25/12	36/20
TOUCHDOWNS	18	32
Rushing	9	11
Passing	8	18
Others (see individuals)	1	3
POINTS AFTER TOUCHDOWN	18	32
FIELD GOALS	25/38	17/34
Distance	1-19 20-29 30-39 40-59 50+	1-19 20-29 30-39 40-59 50+
Turner	8/9 3/5 8/11 6/12 0/1	
OPP	5/5 6/9 4/7 2/11 0/2	

SCORE BY PERIODS	1	2	3	4	OT	Total
BRONCOS	39	62	32	70		203
OPPONENTS	54	74	86	61		275

SCORING	TD	Ru	Pa	Rt	PAT	FG	S	TP
Turner	0	0	0	0	18/18	25/38	0	93
Little	6	6	0	0	0/0	0/0	0	36
Anderson	4	3	1	0	0/0	0/0	0	24
Harrison	2	0	2	0	0/0	0/0	0	12
Lynch	1	0	1	0	0/0	0/0	1	8
Post	1	0	1	0	0/0	0/0	0	6
Simmons	1	0	1	0	0/0	0/0	0	6
Masters	1	0	1	0	0/0	0/0	0	6
Forsberg	1	0	0	1	0/0	0/0	0	6
Turner, C.	1	0	1	0	0/0	0/0	0	6
<b>BRONCOS</b>	<b>18</b>	<b>9</b>	<b>8</b>	<b>1</b>	<b>18/18</b>	<b>25/38</b>	<b>1</b>	<b>203</b>
<b>OPPONENTS</b>	<b>32</b>	<b>11</b>	<b>18</b>	<b>3</b>	<b>32/32</b>	<b>17/34</b>	<b>0</b>	<b>275</b>

PASSING	Att.	Comp.	Yds.	Cmp.%	Yd./Att.	Tkd/Yds	TD	TD%	Int.	Int.%	LG
Ramsey	178	84	1120	47.2	6.29	13/105	5	2.8	13	7.3	—
Horn	173	89	1056	51.4	6.10	8/67	3	1.7	14	8.1	—
Anderson	3	1	48	33.3	16.00	1/6	0	0.0	0	0.0	—
Gehrke	2	1	19	50.0	9.50	0/0	0	0.0	0	0.0	—
Little	1	0	0	0.0	0.00	0/0	0	0.0	0	0.0	—
Van Heusen	1	0	0	0.0	0.00	0/0	0	0.0	0	0.0	—
<b>BRONCOS</b>	<b>358</b>	<b>175</b>	<b>2243</b>	<b>48.9</b>	<b>6.27</b>	<b>22/178</b>	<b>8</b>	<b>2.2</b>	<b>27</b>	<b>7.5</b>	<b>74</b>
<b>OPPONENTS</b>	<b>356</b>	<b>150</b>	<b>2420</b>	<b>42.1</b>	<b>5.78</b>	<b>44/435</b>	<b>18</b>	<b>5.1</b>	<b>20</b>	<b>5.6</b>	<b>—</b>



## 1972 FINAL STATISTICS (5-9)

Head Coach: John Ralston AFC West: 3rd Place Home Stadium: Mile High Stadium

Date	W/L	Score	Opponent	Attend.	RUSHING	No.	Yds.	Avg	LG	TD
Sept 17	W	30-17	Houston	51,656	Little	216	859	4.0	155	9
Sept 24	L	14-37	at San Diego	49,048	Anderson	72	319	4.4	40	1
Oct 1	L	24-45	Kansas City	51,656	Dawkins	56	243	4.4	19	2
Oct 8	L	10-21	at Cincinnati	55,812	Lynch	34	164	4.8	28	2
Oct 15	L	20-23	Minnesota	51,656	Van Heusen	3	76	25.3	166	1
Oct 22	W	30-23	at Oakland	53,551	Odoms	5	72	14.4	27	0
Oct 29	L	20-27	Cleveland	51,656	Krieg	1	63	63.0	63	0
Nov 5	L	17-29	at N.Y. Giants	62,689	Ramsey	5	15	3.0	18	2
Nov 12	W	16-10	at Los Angeles	65,398	Moses	2	11	5.5	14	0
Nov 19	L	20-37	Oakland	51,656	Harrison	1	9	9.0	9	0
Nov 26	L	20-23	at Atlanta	58,850	OTHERS	14	7	.5	0	0
Dec 3	L	21-24	at Kansas City	66,725	<b>BRONCOS</b>	<b>409</b>	<b>1838</b>	<b>4.5</b>	<b>166</b>	<b>17</b>
Dec 10	W	38-13	San Diego	51,478	<b>OPPONENTS</b>	<b>439</b>	<b>1668</b>	<b>3.8</b>	<b>51</b>	<b>15</b>
Dec 17	W	45-21	New England	51,656						

TEAM STATISTICS	Den	Opp
TOTAL FIRST DOWNS	237	251
Rushing	87	102
Passing	132	123
Penalty	18	26
Third-Down Efficiency	75/177	74/190
TOTAL NET YARDS	4472	3851
Avg. Per Game	319.4	275.1
Total Plays	831	876
Avg. Gain Per Play	5.4	4.4
NET YARDS RUSHING	1838	1668
Avg. Per Game	131.3	119.1
Total Rushes	409	439
Avg. Per Rush	4.5	3.8
NET YARDS PASSING	2634	2181
Avg. Per Game	188.1	155.9
Sacked/Yards Lost	38/266	41/357
Gross Yards	2900	2540
Att./Completions	384/201	397/206
Completion Pct.	52.3	51.9
Had Intercepted	23	10
PUNTS/AVERAGE	60/40.1	66/45.2
PUNT RETURNS/AVG	28/11.1	28/2.9
KICKOFF RETURNS/AVG	55/22.8	54/23.1
MISC. RETURNS/AVG	18/30	15/81
INTERCEPTIONS/RET.	10/10.9	23/19.2
PENALTIES/YARDS	89/827	83/784
FUMBLES/BALL LOST	25/11	27/12
TOTAL POINTS	325	350
Avg. Points per Game	23.2	25.0
Touchdowns	38	41
By Rushing	17	15
By Passing	19	19
By Returns	2	7
Field Goals	20/29	21/33
Conversions	37	39

SCORE BY PERIODS	1	2	3	4	OT	Total
BRONCOS	85	92	54	94		325
OPPONENTS	35	120	81	114		350

SCORING	TD	Ru	Pa	Rt	PAT	FG	S	TP
Turner	0	0	0	0	37/37	20/29	0	97
Little	13	9	4	0	0/0	0/0	0	78
Moses	5	0	5	0	0/0	0/0	0	30
Masters	3	0	3	0	0/0	0/0	0	18
Sherman	3	0	3	0	0/0	0/0	0	18
Anderson	2	1	1	0	0/0	0/0	0	12
Ramsey	2	2	0	0	0/0	0/0	0	12
Simmons	2	0	2	0	0/0	0/0	0	12
Dawkins	2	2	0	0	0/0	0/0	0	12
Lynch	2	2	0	0	0/0	0/0	0	12
Van Heusen	1	1	0	0	0/0	0/0	0	6
Montgomery	1	0	0	1	0/0	0/0	0	6
Odoms	1	0	1	0	0/0	0/0	0	6
Greer	1	0	0	1	0/0	0/0	0	6
<b>BRONCOS</b>	<b>38</b>	<b>17</b>	<b>19</b>	<b>2</b>	<b>37/37</b>	<b>20/29</b>	<b>0</b>	<b>325</b>
<b>OPPONENTS</b>	<b>41</b>	<b>15</b>	<b>19</b>	<b>7</b>	<b>39/39</b>	<b>21/33</b>	<b>1</b>	<b>350</b>

PASSING	Att.	Comp.	Yds.	Cmp.%	Yd./Att.	Tkd/Yds	TD	TD%	Int.	Int.%	LG
Johnson	238	132	1783	55.5	7.53	12/82	14	5.8	14	5.8	40
Ramsey	137	65	1050	47.4	7.79	26/184	3	2.2	9	6.6	60
Little	2	2	43	100.	21.52	0/0	1	50.0	0	0.0	35
Anderson	3	1	14	33.3	4.75	0/0	1	3.3	0	0.0	14
Ernst	4	1	10	25.0	2.56	0/0	0	0.0	0	0.0	10
<b>BRONCOS</b>	<b>384</b>	<b>201</b>	<b>2900</b>	<b>52.3</b>	<b>7.84</b>	<b>38/266</b>	<b>19</b>	<b>4.9</b>	<b>23</b>	<b>6.0</b>	<b>60</b>
<b>OPPONENTS</b>	<b>397</b>	<b>206</b>	<b>2540</b>	<b>51.9</b>	<b>6.41</b>	<b>41/357</b>	<b>19</b>	<b>4.8</b>	<b>10</b>	<b>2.5</b>	<b>157</b>

RECEIVING	No.	Yds	Avg	LG	TD
Sherman	38	661	17.4	55	3
Little	28	366	13.1	40	4
Masters	25	393	15.7	27	3
Anderson	23	216	9.3	40	1
Odoms	21	320	15.2	48	1
Dawkins	18	242	13.4	60	0
Simmons	17	235	13.8	135	2
Moses	15	224	15.0	33	5
Lynch	7	75	10.7	17	0
Krieg	4	99	24.8	37	0
Van Heusen	4	59	14.8	25	0
Turner, C.	1	10	10.0	10	0
<b>BRONCOS</b>	<b>201</b>	<b>2900</b>	<b>14.9</b>	<b>60</b>	<b>19</b>
<b>OPPONENTS</b>	<b>206</b>	<b>2540</b>	<b>12.3</b>	<b>157</b>	<b>19</b>

INTERCEPTIONS	No.	Yds	Avg	LG	TD
Mitchell	3	27	9.0	27	0
Greer	2	18	9.0	17	0
Graham	2	10	5.0	7	0
Preece	1	30	30.0	30	0
Montgomery, R.	1	20	20.0	20	0
Thompson	1	4	4.0	4	0
<b>BRONCOS</b>	<b>10</b>	<b>109</b>	<b>10.9</b>	<b>30</b>	<b>0</b>
<b>OPPONENTS</b>	<b>23</b>	<b>441</b>	<b>19.2</b>	<b>161</b>	<b>6</b>

PUNTING	No.	Yds	Avg	LG	B
Van Heusen	60	2408	40.1	60	1
<b>BRONCOS</b>	<b>66</b>	<b>2980</b>	<b>45.2</b>	<b>69</b>	<b>0</b>

PUNT RETURNS	Ret	FC	Yds	Avg	LG	TD
Thompson	3	1	84	28.0	59	0
Greer	3	0	66	22.0	165	1
Sherman	10	5	89	8.9	18	0
Little	8	2	64	8.0	29	0
OTHERS	4	0	7	1.8	5	0
<b>BRONCOS</b>	<b>28</b>	<b>8</b>	<b>310</b>	<b>11.1</b>	<b>165</b>	<b>1</b>
<b>OPPONENTS</b>	<b>28</b>	<b>19</b>	<b>249</b>	<b>8.9</b>	<b>166</b>	<b>1</b>

KICKOFF RETURNS	No.	Yds	Avg	LG	TD
Montgomery, R.	29	756	26.1	194	1
Turner, C.	1	25	25.0	25	0
Dawkins	15	357	23.8	28	0
Krieg	1	18	18.0	18	0
Little	3	48	16.0	22	0
Lynch	3	45	15.0	17	0
Anderson	1	13	13.0	13	0
OTHERS	2	-6	-3.0	-6	0
<b>BRONCOS</b>	<b>55</b>	<b>1256</b>	<b>22.8</b>	<b>194</b>	<b>1</b>
<b>OPPONENTS</b>	<b>54</b>	<b>1246</b>	<b>23.1</b>	<b>43</b>	<b>0</b>

FIELD GOAL BREAKDOWN	Distance	1-19	20-29	30-39	40-49	50+
Turner	6/6	2/3	6/8	6/11	0/1	
<b>OPP</b>	<b>4/4</b>	<b>5/5</b>	<b>4/7</b>	<b>7/14</b>	<b>1/3</b>	
Turner: (15G,29G,40G) ( ) (16G) (38G,47N) (37N, 30N) (40N, 44G,8G,27G) (32G,27N,43G) (40G) (46N,38G,12G,36G) (49G,45G,41N) (13G,38G, 49N) (51N) (12G) (35G)						

SACKS: Alzado 10.5, P. Smith 10.5, Duranko 4.5, McKoy 3, Myrtle 2.5, R. Jackson 2, Graham 2, Forsberg 1, Hoffman 1, Geddes 1, Graham 1, Domres 1, Team 1. **TOTAL: 41**

## 1973 FINAL STATISTICS (7-5-2)

Head Coach: John Ralston AFC West: 2nd Place Home Stadium: Mile High Stadium

Date	W/L	Score	Opponent	Attend.	RUSHING	No.	Yds.	Avg	LG	TD
Sept 16	W	28-10	Cincinnati	49,059	Little	256	979	3.8	47	12
Sept 23	L	34-36	San Francisco	51,706	Dawkins	160	706	4.4	72	2
Sept 30	L	14-33	Chicago	51,159	Armstrong	26	90	3.5	24	0
Oct 7	L	14-16	at Kansas City	71,414	Anderson	19	61	3.2	11	1
Oct 14	W	48-20	at Houston	32,801	Odoms	5	53	10.6	21	0
Oct 22	T	23-23	Oakland	51,270	Ross	5	21	4.2	8	0
Oct 28	W	40-28	at New York	55,108	Van Heusen	4	34	8.5	32	0
Nov 4	T	17-17	at St. Louis	46,565	Moses	3	25	8.3	8	1
Nov 11	W	30-19	San Diego	51,034	Johnson	7	-2	-3	0	0
Nov 18	W	23-13	at Pittsburgh	48,580	Simmons	1	-4	-4.0	-4	0
Nov 25	W	14-10	Kansas City	51,331	Masters	1	-9	-9.0	0	0
Dec 2	L	10-22	Dallas	51,508	<b>BRONCOS</b>	<b>487</b>	<b>1954</b>	<b>4.0</b>	<b>72</b>	<b>16</b>
Dec 9	W	42-28	at San Diego	44,954	<b>OPPONENTS</b>	<b>455</b>	<b>1795</b>	<b>4.0</b>	<b>30</b>	<b>14</b>
Dec 16	L	17-21	at Oakland	51,910						

TEAM STATISTICS	Den	Opp
TOTAL FIRST DOWNS	253	239
Rushing	111	97
Passing	127	121
Penalty	15	21
Third-Down Efficiency	79/203	77/203
TOTAL NET YARDS	4473	4235
Avg. Per Game	319.5	302.5
Total Plays	893	872
Avg. Gain Per Play	5.0	4.9
NET YARDS RUSHING	1954	1795
Avg. Per Game	139.6	128.2
Total Rushes	487	455
Avg. Per Rush	4.0	4.0
NET YARDS PASSING	2519	2440
Avg. Per Game	179.9	174.3
Sacked/Yards Lost	27/187	36/326
Gross Yards	2766	2766
Att./Completions	378/196	417/202
Completion Pct.	51.9	48.4
Had Intercepted	20	14
PUNTS/AVERAGE	69/45.1	69/43.3
PUNT RETURNS/AVG	40/10.1	31/8.3
KICKOFF RETURNS/AVG	36/22.0	61/20.4
MISC. RETURNS/AVG	4/25	6/57
INTERCEPTIONS/RET.	14/15.7	20/16.6
PENALTIES/YARDS	83/745	84/837
FUMBLES/BALL LOST	21/9	26/16
TOTAL POINTS	354	296
Avg. Points per Game	25.2	21.1
Touchdowns	41	31
By Rushing	16	14
By Passing	22	15
By Returns	3	2
Field Goals	22/33	28/35
Conversions	40/41	30/31

SCORE BY PERIODS	1	2	3	4	OT	Total
BRONCOS	79	83	80	112		354
OPPONENTS	57	98	72	69		296

SCORING	TD	Ru	Pa	Rt	PAT	FG	S	TP
Turner	0	0	0	0	40/41	22/33	0	106
Little	13	12	0	0	0/0	0/0	0	78
Moses	9	1	8	0	0/0	0/0	0	54
Odoms	7	0	7	0	0/0	0/0	0	42
Washington	3	0	3	0	0/0	0/0	0	18
Thompson	2	0	0	2	0/0	0/0	0	12
Dawkins	2	2	0	0	0/0	0/0	0	12
Anderson	1	1	0	0	0/0	0/0	0	6
Armstrong	1	0	1	0	0/0	0/0	0	6
Simmons	1	0	1	0	0/0	0/0	0	6
Van Heusen	1	0	1	0	0/0	0/0	0	6
Mitchell	1	0	0	1	0/0	0/0	0	6
Criter	0	0	0	0	0/0	0/0	1	2
BRONCOS	41	16	22	3	40/41	22/33	1	354
OPPONENTS	31	14	15	2	30/31	28/35	1	296

## 1974 FINAL STATISTICS (7-6-1)

Head Coach: John Ralston AFC West: 2nd Place Home Stadium: Mile High Stadium

Date	W/L	Score	Opponent	Attend.	RUSHING	No.	Yds.	Avg	LG	TD
Sept 15	L	10-17	Los Angeles	56,981	Armstrong	263	1407	5.3	43	9
Sept 22	T	35-35	Pittsburgh (OT)	50,858	Keyworth	81	374	4.6	30	10
Sept 30	L	3-30	at Washington	54,395	Little	117	312	2.7	22	1
Oct 6	W	17-14	at Kansas City	67,298	Odoms	4	25	6.3	31	0
Oct 13	W	33-17	New Orleans	50,748	Hufnagel	2	22	11.0	18	0
Oct 20	W	27-7	San Diego	50,748	Moses	2	16	8.0	11	0
Oct 27	L	21-23	at Cleveland	60,478	Ross	3	8	2.7	7	0
Nov 3	L	17-28	Oakland	45,766	Stowe	1	1	1.0	1	0
Nov 10	W	17-6	at Baltimore	32,244	Van Heusen	1	-1	-1.0	-1	0
Nov 18	L	34-42	Kansas City	50,236	Lynch	3	-2	-7	1	0
Nov 24	W	20-17	at Oakland	51,224	Ramsey	5	-2	-4	1	0
Nov 28	W	31-27	at Detroit	51,157	Johnson	4	-3	-8	-1	0
Dec 8	W	37-14	Houston	46,942	<b>BRONCOS</b>	<b>486</b>	<b>2157</b>	<b>4.4</b>	<b>43</b>	<b>20</b>
Dec 15	L	0-17	at San Diego	35,756	<b>OPPONENTS</b>	<b>487</b>	<b>1808</b>	<b>3.7</b>	<b>27</b>	<b>17</b>

TEAM STATISTICS	Den	Opp	RECEIVING	No.	Yds	Avg	LG	TD	
TOTAL FIRST DOWNS	258	265	Odoms	42	639	15.2	41	6	
Rushing	120	109	Armstrong	38	405	10.7	148	3	
Passing	118	135	Moses	34	559	16.4	42	2	
Penalty	20	21	Little	29	344	11.8	72	0	
Third-Down Efficiency	63/176	88/218	Van Heusen	16	421	26.3	173	4	
TOTAL NET YARDS	4485	4391	Keyworth	12	109	9.1	18	0	
Avg. Per Game	320.4	313.6	Simmons	10	161	16.1	36	2	
Total Plays	861	945	Stowe	2	9	4.5	5	1	
Avg. Gain Per Play	5.2	4.6	Ross	1	13	13.0	13	0	
NET YARDS RUSHING	2157	1808	BRONCOS	184	2660	14.5	173	18	
Avg. Per Game	154.1	129.1	OPPONENTS	237	2805	11.8	161	14	
Total Rushes	486	487							
Avg. Per Rush	4.4	3.7	INTERCEPTIONS	No.	Yds	Avg	LG	TD	
NET YARDS PASSING	2328	2583	Thompson	5	105	21.0	138	1	
Avg. Per Game	166.3	184.5	Jones	5	19	3.8	11	0	
Sacked/Yards Lost	45/332	32/222	Rowser	4	56	14.0	33	0	
Gross Yards	2660	2805	May	2	40	20.0	25	0	
Att./Completions	329/184	426/237	Jackson, T.	1	39	39.0	39	0	
Completion Pct.	55.9	55.6	Greer	1	23	23.0	23	0	
Had Intercepted	17	22	Laskey	1	3	3.0	3	0	
PUNTS/AVERAGE	75/40.3	70/42.6	Pitts	1	2	2.0	2	0	
PUNT RETURNS/AVG	43/11.0	45/11.8	Smith, Ed	1	0	0.0	0	0	
KICKOFF RETURNS/AVG	54/22.0	57/24.0	Tyler	1	0	0.0	0	0	
MISC. RETURNS/AVG	1/2	3/57	Hepburn	0	22	0.0	0	0	
INTERCEPTIONS/RET.	22/14.0	17/17.9	BRONCOS	22	309	14.0	39	1	
PENALTIES/YARDS	76/632	78/585	OPPONENTS	17	304	17.9	155	3	
FUMBLES/BALL LOST	23/13	25/11							
TOTAL POINTS	302	294	PUNTING	No.	Yds	Avg	LG	B	
Avg. Points per Game	21.6	21.0	Van Heusen	75	3024	40.3	61	0	
Touchdowns	39	35	OPPONENTS	70	2985	42.6	66	0	
By Rushing	20	17							
By Passing	18	14	PUNT RETURNS	Ret	FC	Yds	Avg	LG	TD
By Returns	1	4	Thompson	26	1	350	13.5	60	0
Field Goals	11/21	16/42	Little	4	1	34	8.5	17	0
Conversions	35/39	34/35	Greer	13	5	90	6.9	12	0

SCORE BY PERIODS	1	2	3	4	OT	Total
BRONCOS	80	80	91	51	0	302
OPPONENTS	65	88	73	68	0	294

SCORING	TD	Ru	Pa	Rt	PAT	FG	S	TP
Armstrong	12	9	3	0	0/0	0/0	0	72
Turner	0	0	0	0	35/39	11/21	0	68
Keyworth	10	10	0	0	0/0	0/0	0	60
Odoms	6	0	6	0	0/0	0/0	0	36
Van Heusen	4	0	4	0	0/0	0/0	0	24
Simmons	2	0	2	0	0/0	0/0	0	12
Moses	2	0	2	0	0/0	0/0	0	12
Thompson	1	0	0	1	0/0	0/0	0	6
Little	1	1	0	0	0/0	0/0	0	6
Stowe	1	0	1	0	0/0	0/0	0	6
<b>BRONCOS</b>	<b>39</b>	<b>20</b>	<b>18</b>	<b>1</b>	<b>35/39</b>	<b>11/21</b>	<b>0</b>	<b>302</b>
<b>OPPONENTS</b>	<b>35</b>	<b>17</b>	<b>14</b>	<b>4</b>	<b>34/35</b>	<b>16/42</b>	<b>1</b>	<b>294</b>

FIELD GOAL BREAKDOWN	Distance	1-19	20-29	30-39	40-49	50+
Turner	0/1	3/4	6/7	2/8	0/1	
<b>OPP</b>	<b>2/2</b>	<b>8/9</b>	<b>4/6</b>	<b>1/3</b>	<b>1/4</b>	
Turner: (39G) (41N) (34G) (41G,19N) (24N) (34G, 20G) (47N,45N) (27G) (37G) (1) (30G,33G,42N) (42N,21G,45N) (43G,44N) (31N)						

**SACKS:** Alzado 13, Chavous 9, T. Jackson 4, Duranko 1, Grant 1, May 1, E. Smith 1, Simone 1, Pitts 1. **TOTAL: 32**

PASSING	Att.	Comp.	Yds.	Cmp.%	Yd./Att.	Tkd/Yds	TD	TD%	Int.	Int.%	LG	Rtg.
Johnson	244	136	1969	55.6	8.07	35/270	13	5.3	9	3.7	173	84.3
Ramsey	74	41	580	55.4	7.84	9/55	5	6.8	7	9.5	143	64.0
Hufnagel	10	6	70	60.0	7.00	1/7	0	0.0	1	14.3	28	41.7
Van Heusen	1	1	41	100.0	41.00	0/0	0	0.0	0	0.0	41	120.0
<b>BRONCOS</b>	<b>329</b>	<b>184</b>	<b>2660</b>	<b>55.9</b>	<b>8.09</b>	<b>45/332</b>	<b>18</b>	<b>5.5</b>	<b>17</b>	<b>5.2</b>	<b>173</b>	<b>—</b>
<b>OPPONENTS</b>	<b>426</b>	<b>237</b>	<b>2805</b>	<b>55.6</b>	<b>6.58</b>	<b>32/222</b>	<b>14</b>	<b>3.3</b>	<b>22</b>	<b>5.2</b>	<b>161</b>	<b>—</b>

## 1975 FINAL STATISTICS (6-8)

Head Coach: John Ralston AFC West: 2nd Place Home Stadium: Mile High Stadium

Date	W/L	Score	Opponent	Attend.	RUSHING	No.	Yds.	Avg	LG	TD
Sept 21	W	37-33	Kansas City	51,858	Keyworth	182	725	4.0	34	3
Sept 29	W	23-13	Green Bay	52,491	Little	125	445	3.6	19	2
Oct 5	L	14-38	at Buffalo	79,798	Lynch	57	218	3.8	20	3
Oct 12	L	9-20	at Pittsburgh	49,164	Armstrong	31	155	5.0	33	0
Oct 19	W	16-15	Cleveland	52,540	Ross	42	121	2.9	21	0
Oct 26	L	13-26	at Kansas City	70,043	Upchurch	16	97	6.1	15	1
Nov 2	L	17-42	Oakland	52,330	Dolbin	5	72	14.4	25	0
Nov 9	L	16-17	Cincinnati	49,702	Hufnagel	8	47	5.9	13	0
Nov 16	W	27-17	at San Diego	26,048	Ramsey	6	38	6.3	17	0
Nov 23	L	21-35	at Atlanta	28,686	Odoms	5	27	5.4	12	0
Nov 30	W	13-10	San Diego (OT)	44,982	Van Heusen	2	26	13.0	24	0
Dec 8	L	10-17	at Oakland	51,075	Johnson	10	21	2.1	13	0
Dec 14	W	25-10	Philadelphia	36,860	Franckowiak	1	1	1.0	1	0
Dec 20	L	13-14	at Miami	43,064	<b>BRONCOS</b>	<b>490</b>	<b>1993</b>	<b>4.1</b>	<b>34</b>	<b>9</b>
					<b>OPPONENTS</b>	<b>526</b>	<b>1974</b>	<b>3.8</b>	<b>6.5</b>	<b>19</b>

TEAM STATISTICS			Den	Opp							
TOTAL FIRST DOWNS			268	247	RECEIVING	No.	Yds	Avg	LG	TD	
Rushing			109	121	Keyworth	42	314	7.5	19	1	
Passing			137	104	Odoms	40	544	13.6	43	3	
Penalty			22	22	Moses	29	505	17.4	33	2	
Third-Down Efficiency			84/212	76/209	Little	29	308	10.6	166	2	
TOTAL NET YARDS			4534	4006	Dolbin	22	421	19.1	41	3	
Avg. Per Game			323.9	286.1	Upchurch	18	436	24.2	190	2	
Total Plays			964	901	VanHeusen	15	246	16.4	28	1	
Avg. Gain Per Play			4.7	4.4	Ross	7	69	9.9	30	0	
NET YARDS RUSHING			1993	1974	Lynch	6	33	5.5	19	1	
Avg. Per Game			142.4	141.0	Brown	1	14	14.0	14	0	
Total Rushes			490	526	Armstrong	1	10	10.0	10	0	
Avg. Per Rush			4.1	3.8	BRONCOS	210	2900	13.8	190	15	
NET YARDS PASSING			2541	2032	OPPONENTS	181	2245	12.4	69	14	
Avg. Per Game			181.5	145.1	INTERCEPTIONS	No.	Yds	Avg	LG	TD	
Sacked/Yards Lost			47/359	27/213	Gradishar	3	77	25.7	44	1	
Gross Yards			2900	2245	Thompson	2	97	48.5	49	0	
Att./Completions			427/210	348/181	Thomas	2	66	33.0	36	0	
Completion Pct.			49.2	52.5	Wright	2	9	4.5	9	0	
Had Intercepted			34	16	Jackson	2	0	0.0	0	0	
PUNTS/AVERAGE			63/39.8	76/42.1	O'Malley	1	38	38.0	0	0	
PUNT RETURNS/AVG			41/11.5	39/13.7	Swenson	1	4	4.0	4	0	
KICKOFF RETURNS/AVG			59/24.5	57/22.3	Rowser	1	2	2.0	2	0	
MISC. RETURNS/AVG			4/68	1/6	May	1	0	0.0	0	0	
INTERCEPTIONS/RET.			16/18.3	34/13.1	Jones	1	0	0.0	0	0	
PENALTIES/YARDS			92/785	88/779	BRONCOS	16	293	18.3	49	1	
FUMBLES/BALL LOST			28/14	37/16	OPPONENTS	34	447	13.1	41	1	
TOTAL POINTS			254	307	PUNTING	No.	Yds	Avg	LG	B	
Avg. Points per Game			18.1	21.9	Van Heusen	63	2510	39.8	64	0	
Touchdowns			28	35	OPPONENTS	76	3200	42.1	60	0	
By Rushing			9	19	PUNT RETURNS	Ret	FC	Yds	Avg	LG	TD
By Passing			15	14	Upchurch	27	4	312	11.6	51	0
By Returns			4	2	Thompson	13	1	158	12.2	24	0
Field Goals			21/29	21/28							
Conversions			23/28	34/35							

SCORE BY PERIODS	1	2	3	4	OT	Total
BRONCOS	36	86	41	88	3	254
OPPONENTS	54	81	88	84	0	307

SCORING	TD	Ru	Pa	Rt	PAT	FG	S	TP	Upchurch	40	1084	27.1	58	0
Turner	0	0	0	0	23/28	21/29	0	86	Little	16	307	19.2	32	0
Keyworth	4	3	1	0	0/0	0/0	0	24	Ross	1	20	20.0	20	0
Dolbin	4	0	3	1	0/0	0/0	0	24	Severson	1	20	20.0	20	0
Little	4	2	2	0	0/0	0/0	0	24	Maples	1	15	15.0	15	0
Lynch	4	3	1	0	0/0	0/0	0	24	BRONCOS	59	1446	24.5	58	0
Odoms	4	0	3	1	0/0	0/0	0	24	OPPONENTS	57	1273	22.3	39	0
Upchurch	3	1	2	0	0/0	0/0	0	18	FIELD GOAL BREAKDOWN					
Moses	2	0	2	0	0/0	0/0	0	12	Distance	1-19	20-29	30-39	40-49	50+
Van Heusen	1	0	1	0	0/0	0/0	0	6	Turner	1/1	7/9	8/10	3/6	2/3
Gradishar	1	0	0	1	0/0	0/0	0	6	OPP	2/2	8/9	4/6	1/3	1/4
Smith	1	0	0	1	0/0	0/0	0	6	Turner: (23G) (35G,39G,32G) (22G,39G,36G) (25G,48G,53G)					
BRONCOS	28	9	15	4	23/28	21/29	0	254	(41N) (22N,53G) (38G) (22G, 46G) (52N,32N) (22G,23N,25G)					
OPPONENTS	35	19	14	2	34/35	21/28	0	307	(40N,18G) (47G,29G) (39G,39G,41N,35N)					

## 1976 FINAL STATISTICS (9-5)

Head Coach: John Ralston AFC West: 2nd Place Home Stadium: Mile High Stadium

Date	W/L	Score	Opponent	Attend.	RUSHING	No.	Yds.	Avg	LG	TD
Sept 12	L	7-17	at Cincinnati	53,464	Armstrong	247	1008	4.1	31	5
Sept 19	W	46-3	N.Y. Jets	62,519	Keyworth	122	349	2.9	13	3
Sept 26	W	44-13	Cleveland	62,758	Weese	23	142	6.2	20	0
Oct 3	W	26-0	San Diego	62,486	Perrin	37	118	3.2	14	2
Oct 10	L	3-17	at Houston	47,928	Klick	31	114	3.7	19	1
Oct 17	L	10-17	Oakland	63,241	Upchurch	6	71	11.8	25	1
Oct 24	W	35-26	at Kansas City	57,961	Ramsey	13	51	3.9	15	0
Oct 31	L	6-19	at Oakland	52,169	Odoms	3	36	12.0	115	2
Nov 7	W	48-13	Tampa Bay	62,503	Frankowiak	12	25	2.1	7	0
Nov 14	W	17-0	at San Diego	32,017	Van Heusen	1	20	20.0	20	0
Nov 21	W	14-13	N.Y. Giants	62,961	Dolbin	2	5	2.5	8	0
Nov 28	L	14-38	at New England	61,128	Penrose	2	-3	-1.5	-1	0
Dec 5	W	17-16	Kansas City	57,995	Moses	1	-4	-4.0	-4	0
Dec 12	W	28-14	at Chicago	44,459	<b>BRONCOS</b>	<b>500</b>	<b>1932</b>	<b>3.9</b>	<b>31</b>	<b>14</b>
					<b>OPPONENTS</b>	<b>495</b>	<b>1709</b>	<b>3.5</b>	<b>26</b>	<b>14</b>

TEAM STATISTICS	Den	Opp
TOTAL FIRST DOWNS	239	222
Rushing	106	90
Passing	114	104
Penalty	19	28
Third-Down Efficiency	69/193	73/222
TOTAL NET YARDS	4136	3735
Avg. Per Game	295.4	266.8
Total Plays	901	903
Avg. Gain Per Play	4.6	4.1
NET YARDS RUSHING	1932	1709
Avg. Per Game	138.0	122.1
Total Rushes	500	495
Avg. Per Rush	3.9	3.5
NET YARDS PASSING	2204	2026
Avg. Per Game	157.4	144.7
Sacked/Yards Lost	48/306	32/242
Gross Yards	2510	2268
Att./Completions	353/168	391/214
Completion Pct.	47.6	54.7
Had Intercepted	22	24
PUNTS/AVERAGE	84/35.1	91/37.2
NET PUNTING AVG	29.9	28.5
PUNT RETURNS/AVG	51/12.5	43/8.7
KICKOFF RETURNS/AVG	46/23.4	50/24.1
MISC. RETURNS/AVG	12/5.7	6/0.9
INTERCEPTIONS/RET.	24/11.8	22/11.8
PENALTIES/YARDS	105/986	88/715
FUMBLES/BALL LOST	23/12	23/13
TOUCHDOWNS	39	25
Rushing	14	14
Passing	15	8
Returns	10	3
EXTRA POINTS/ATT	36/39	20/25
FIELD GOALS/ATT	15/21	12/27
TOTAL POINTS	315	206

SCORE BY PERIODS	1	2	3	4	OT	Total
BRONCOS	70	71	88	86		315
OPPONENTS	30	87	36	83		206

SCORING	TD	Ru	Pa	Rt	PAT	FG	S	TP
Turner	0	0	0	0	36/39	15/21	0	81
Moses	7	0	0	0	0/0	0/0	0	42
Armstrong	6	5	1	0	0/0	0/0	0	36
Upchurch	6	1	1	4	0/0	0/0	0	36
Odoms	5	2	3	0	0/0	0/0	0	30
Keyworth	4	3	1	0	0/0	0/0	0	24
Klick	2	1	1	0	0/0	0/0	0	12
Perrin	2	2	0	0	0/0	0/0	0	12
Rowser	2	0	0	2	0/0	0/0	0	12
Dolbin	1	0	1	0	0/0	0/0	0	6
Jackson	1	0	0	1	0/0	0/0	0	6
Polt	1	0	0	1	0/0	0/0	0	6
Gradishar	1	0	0	1	0/0	0/0	0	6
Jones	1	0	0	1	0/0	0/0	0	6
<b>BRONCOS</b>	<b>39</b>	<b>14</b>	<b>15</b>	<b>10</b>	<b>36/39</b>	<b>15/21</b>	<b>0</b>	<b>315</b>
<b>OPPONENTS</b>	<b>25</b>	<b>14</b>	<b>8</b>	<b>3</b>	<b>20/25</b>	<b>12/28</b>	<b>0</b>	<b>206</b>

RECEIVING	No.	Yds	Avg	LG	TD
Armstrong	39	457	11.7	136	1
Odoms	30	477	15.9	47	3
Moses	25	498	19.9	171	7
Keyworth	22	201	9.1	31	1
Dolbin	19	354	18.6	40	1
Upchurch	12	340	28.3	159	1
Klick	10	78	7.8	19	1
Frankowiak	4	42	10.5	11	0
Perrin	4	35	8.8	15	0
Schultz	2	29	14.5	16	0
Lyons	1	-1	-1.0	-1	0
<b>BRONCOS</b>	<b>168</b>	<b>2510</b>	<b>14.9</b>	<b>171</b>	<b>15</b>
<b>OPPONENTS</b>	<b>214</b>	<b>2268</b>	<b>10.6</b>	<b>58</b>	<b>8</b>

INTERCEPTIONS	No.	Yds	Avg	LG	TD
Jackson	7	136	19.4	146	1
Rowser	4	104	26.0	141	2
Foley	4	95	23.8	34	0
Gradishar	3	44	14.7	131	1
Swenson	2	31	15.5	26	0
Jones	2	7	3.5	7	0
Rizzo	1	8	8.0	8	0
Polt	1	0	0.0	0	0
Wright	0	*32	0.0	0	0

BRONCOS	24	457	19.0	65	4
OPPONENTS	22	260	11.8	38	0

PUNTING	No.	Yds	Avg	TB	in20	LG
Weese	52	1852	35.6	1	5	55
Van Heusen	31	1093	35.3	2	4	52
<b>BRONCOS</b>	<b>84</b>	<b>2945</b>	<b>35.1</b>	<b>3</b>	<b>9</b>	<b>55</b>
<b>OPPONENTS</b>	<b>91</b>	<b>3391</b>	<b>37.3</b>	<b>8</b>	<b>23</b>	<b>64</b>

\*Includes one team punt for 0 yards

PUNT RETURNS	Ret	FC	Yds	Avg	LG	TD
Upchurch	39	3	536	13.7	192	4
Thompson	6	0	60	10.0	20	0
Foley	5	0	42	8.4	16	0
Schultz	1	2	2	2.0	2	0
<b>BRONCOS</b>	<b>51</b>	<b>5</b>	<b>640</b>	<b>12.5</b>	<b>192</b>	<b>4</b>
<b>OPPONENTS</b>	<b>43</b>	<b>1</b>	<b>372</b>	<b>8.7</b>	<b>164</b>	<b>1</b>

KICKOFF RETURNS	No.	Yds	Avg	LG	TD
Perrin	14	391	27.9	43	0
Schultz	3	82	27.3	38	0
Upchurch	22	514	23.4	64	0
Hyde	1	17	17.0	17	0
Brown	3	41	13.7	14	0
Frankowiak	2	22	11.0	14	0
Goodman	1	8	8.0	8	0
<b>BRONCOS</b>	<b>46</b>	<b>1075</b>	<b>23.4</b>	<b>64</b>	<b>0</b>
<b>OPPONENTS</b>	<b>50</b>	<b>1206</b>	<b>24.1</b>	<b>43</b>	<b>0</b>

FIELD GOAL BREAKDOWN	Distance	1-19	20-29	30-39	40-49	50+
Turner	1/1	7/8	4/5	3/7	—	—
<b>OPP</b>	<b>1/2</b>	<b>4/6</b>	<b>3/7</b>	<b>4/11</b>	<b>0/2</b>	<b>0/2</b>

Turner: (20G,30G) (47G) (40W,47G,25G,36G, 27G) (31G,49S) (1 (21G,28G) (19G,33G) (44B, 42G) (44S) (1 (38B,20G) (27-ht upright)

**SACKS:** Chavous 8, Gradishar 7, Carter 4, T. Jackson 4, P. Smith 3, Hammond 1, Jones 1, Swenson 1, Rizzo 1, Moore 1, Dolbin 1. **TOTAL: 32.**

PASSING	Att.	Comp.	Yds.	Cmp.%	Yd./Att.	TD	TD%	Int.	Int.%	LG	Tkd/Yds	Rtg.
Ramsey	270	128	1931	47.4	7.15	11	4.1	13	4.8	171	39/261	65.1
Weese	47	24	314	51.1	6.68	1	2.1	6	12.8	43	9/45	39.9
Penrose	36	16	265	44.4	7.36	3	8.3	3	8.3	41	0/0	62.8
<b>BRONCOS</b>	<b>353</b>	<b>168</b>	<b>2510</b>	<b>47.6</b>	<b>7.11</b>	<b>15</b>	<b>4.2</b>	<b>22</b>	<b>6.2</b>	<b>171</b>	<b>48/306</b>	<b>59.6</b>
<b>OPPONENTS</b>	<b>391</b>	<b>214</b>	<b>2268</b>	<b>54.7</b>	<b>5.80</b>	<b>8</b>	<b>2.0</b>	<b>24</b>	<b>6.1</b>	<b>58</b>	<b>33/253</b>	<b>53.1</b>

## 1977 FINAL STATISTICS (12-2)

Head Coach: Red Miller AFC West: 1st Place Home Stadium: Mile High Stadium

Date	W/L	Score	Opponent	Attend.	RUSHING	No.	Yds.	Avg	LG	TD
Sept 18	W	7-0	St. Louis	75,002	Armstrong	130	489	3.8	35	4
Sept 25	W	26-6	Buffalo	74,737	Perrin	110	456	4.1	62	3
Oct 2	W	24-13	at Seattle	53,108	Lytle	104	408	3.9	21	1
Oct 9	W	23-7	Kansas City	74,718	Keyworth	83	311	3.7	16	1
Oct 16	W	30-7	at Oakland	53,616	Jensen	40	143	3.6	12	1
Oct 23	W	24-13	at Cincinnati	54,395	Morton	31	125	4.0	15	4
Oct 30	L	14-24	Oakland	75,007	Weese	11	56	5.1	21	1
Nov 6	W	21-7	Pittsburgh	74,967	Penrose	4	24	6.0	17	0
Nov 13	W	17-14	at San Diego	45,211	Upchurch	1	19	19.0	119	1
Nov 20	W	14-7	at Kansas City	54,050	Dolbin	2	12	6.0	14	0
Nov 27	W	27-13	Baltimore	74,939	Klick	1	0	1.0	0	0
Dec 4	W	24-14	at Houston	46,875	Dilts	1	0	0.0	0	0
Dec 11	W	17-9	San Diego	74,905	Moses	5	-1	-2	8	0
Dec 18	L	6-14	at Dallas	63,752	<b>BRONCOS</b>	<b>523</b>	<b>2043</b>	<b>3.9</b>	<b>62</b>	<b>16</b>
					<b>OPPONENTS</b>	<b>470</b>	<b>1530</b>	<b>3.3</b>	<b>65</b>	<b>5</b>

TEAM STATISTICS	Den	Opp
TOTAL FIRST DOWNS	223	217
Rushing	101	77
Passing	107	123
Penalty	15	17
Third-Down Made/Att.	72/210	71/221
Third-Down Efficiency	34%	32%
TOTAL NET YARDS	3906	3774
Avg. Per Game	279.0	269.6
Total Plays	887	941
Avg. Gain Per Play	4.4	4.0
NET YARDS RUSHING	2043	1530
Avg. Per Game	145.9	109.3
Total Rushes	523	470
Avg. Per Rush	3.9	3.3
NET YARDS PASSING	1863	2244
Avg. Per Game	133.1	160.3
Sacked/Yards Lost	50/402	35/312
Gross Yards	2265	2556
Att./Completions	314/163	426/235
Completion Pct.	51.9	55.2
Had Intercepted	12	25
PUNTS/AVERAGE	91/39.2	95/40.7
NET PUNTING AVG	33.7	31.3
PUNT RETURNS/AVG	58/12.3	54/7.4
KICKOFF RETURNS/AVG	34/21.5	50/21.7
INTERCEPTIONS/RET.	25/19.6	12/14.3
PENALTIES/YARDS	91/883	97/718
FUMBLES/BALL LOST	28/15	27/14
TOUCHDOWNS	34	18
Rushing	16	5
Passing	15	11
Returns	3	2
EXTRA POINTS/ATTEMPTS	31/34	16/18
FIELD GOALS/ATTEMPTS	13/19	8/22
TOTAL POINTS	274	148

SCORE BY PERIODS	1	2	3	4	OT	Total
BRONCOS	68	72	60	74		274
OPPONENTS	45	46	40	17		148

SCORING	TD	Ru	Pa	Rt	PAT	FG	S	TP
Turner	1	0	1	0	31/34	13/19	0	76
Armstrong	4	4	0	0	0/0	0/0	0	24
Moses	4	0	4	0	0/0	0/0	0	24
Morton	4	4	0	0	0/0	0/0	0	24
Perrin	4	3	1	0	0/0	0/0	0	24
Upchurch	4	1	2	1	0/0	0/0	0	24
Dolbin	3	0	3	0	0/0	0/0	0	18
Odoms	3	0	3	0	0/0	0/0	0	18
Lytle	2	1	1	0	0/0	0/0	0	12
Wright	1	0	0	1	0/0	0/0	0	6
Keyworth	1	1	0	0	0/0	0/0	0	6
Jensen	1	1	0	0	0/0	0/0	0	6
Weese	1	1	0	0	0/0	0/0	0	6
Jackson	1	0	0	1	0/0	0/0	0	6
BRONCOS	34	16	15	3	31/34	13/19	0	274
OPPONENTS	18	5	11	2	16/18	8/22	0	141



## 1978 FINAL STATISTICS (10-6)

Head Coach: Red Miller AFC West: 1st Place Home Stadium: Mile High Stadium

Date	W/L	Score	Opponent	Attend.	RUSHING	No.	Yds.	Avg	LG	TD
Sept 3	W	14-6	Oakland	74,904	Perrin	108	455	4.2	28	4
Sept 11	L	9-12	at Minnesota (OT)	46,508	Keyworth	112	444	4.0	30	3
Sept 17	W	27-14	San Diego	74,983	Armstrong	112	381	3.4	20	1
Sept 24	W	23-17	at Kansas City (OT)	60,593	Canada	79	365	4.6	47	3
Oct 1	W	28-7	Seattle	74,989	Lytle	81	341	4.2	25	2
Oct 8	L	0-23	at San Diego	50,077	Preston	66	296	4.5	16	1
Oct 16	W	16-7	Chicago	75,008	Morton	17	71	4.2	12	0
Oct 22	L	6-7	at Baltimore	54,057	Weese	17	48	2.8	8	1
Oct 29	W	20-17	at Seattle (OT)	62,948	Upchurch	5	31	6.2	11	0
Nov 5	L	28-31	N.Y. Jets	74,983	Foley	1	14	14.0	14	0
Nov 12	W	19-7	at Cleveland	70,856	Odoms	1	5	2.5	7	0
Nov 19	W	16-3	Green Bay	74,965	Penrose	1	0	0.0	0	0
Nov 23	L	14-17	at Detroit	71,785	BRONCOS	601	2451	4.0	47	15
Dec 3	W	21-6	at Oakland	53,932	OPPONENTS	549	1979	3.6	76	12
Dec 10	W	24-3	Kansas City	74,149						
Dec 16	L	17-21	Pittsburgh	74,104						

TEAM STATISTICS	Den	Opp
TOTAL FIRST DOWNS	294	251
Rushing	129	106
Passing	137	120
Penalty	28	25
Third-Down Made/Att.	81/226	88/249
Third-Down Efficiency	36%	35%
TOTAL NET YARDS	4829	4448
Avg. Per Game	301.8	278.0
Total Plays	1039	1016
Avg. Gain Per Play	4.6	4.4
NET YARDS RUSHING	2451	1979
Avg. Per Game	143.2	123.7
Total Rushes	601	549
NET YARDS PASSING	2378	2469
Avg. Per Game	148.6	154.3
Sacked/Yards Lost	48/332	30/243
Gross Yards	2710	2712
Att./Completions	391/217	438/246
Completion Pct.	55%	56%
Had Intercepted	17	31
PUNTS/AVERAGE	96/36.4	88/39.9
NET PUNTING AVG	32.8	29.9
PENALTIES/YARDS	132/1097	114/894
FUMBLES/BALL LOST	28/17	28/13
TOUCHDOWNS	36	21
Rushing	15	12
Passing	17	9
Returns	4	0
TOTAL POINTS	282	198

SCORE BY PERIODS	1	2	3	4	OT	Total
BRONCOS	58	55	71	89	9	282
OPPONENTS	44	75	50	26	3	198

SCORING	TD	Ru	Pa	Rt	PAT	FG	S	TP
Turner	0	0	0	0	31/35	11/22	0	64
Odoms	6	0	6	0	0/0	0/0	0	36
Perrin	5	4	1	0	0/0	0/0	0	30
Moses	5	0	5	0	0/0	0/0	0	30
Keyworth	4	3	1	0	0/0	0/0	0	24
Canada	3	3	0	0	0/0	0/0	0	18
Armstrong	2	1	1	0	0/0	0/0	0	12
Upchurch	2	0	1	1	0/0	0/0	0	12
Lytle	2	2	0	0	0/0	0/0	0	12
Preston	2	1	1	0	0/0	0/0	0	12
Weese	1	1	0	0	0/0	0/0	0	6
Thompson	1	0	0	1	0/0	0/0	0	6
Gradishar	1	0	0	1	0/0	0/0	0	6
Jackson, T.	1	0	0	1	0/0	0/0	0	6
Egloff	1	0	1	0	0/0	0/0	0	6
Alzado	0	0	0	0	0/0	0/0	1	2
BRONCOS	36	15	17	4	31/35	11/22	1	282
OPPONENTS	21	12	9	0	21/21	17/27	0	198

PASSING	Att.	Comp.	Yds.	Cmp.%	Yd./Att.	TD	TD%	Int.	Int.%	LG	Tkd/Yds	Rtg.
Morton	267	146	1802	54.7	6.75	11	4.1	8	3.0	142	36/238	76.9
Weese	87	55	723	63.2	8.31	4	4.6	5	5.7	31	12/94	80.9
Penrose	37	16	185	43.2	5.00	2	5.4	4	10.8	29	0/0	37.3
BRONCOS	391	217	2710	55.5	6.93	17	4.3	17	4.3	142	48/332	73.6
OPPONENTS	438	246	2712	56.2	6.19	9	2.1	31	7.1	175	30/243	52.1

RECEIVING	No.	Yds	Avg	LG	TD
Odoms	54	829	15.4	142	6
Moses	37	744	20.1	42	5
Dolbin	24	284	11.8	21	0
Preston	24	199	8.3	21	1
Keyworth	21	166	7.9	20	1
Upchurch	17	210	12.4	129	1
Armstrong	12	98	8.2	19	1
Perrin	10	54	5.4	13	1
Canada	6	37	6.2	12	0
Lytle	6	37	6.2	10	0
Egloff	4	33	8.3	15	1
Kinney	1	23	23.0	23	0
Turner	1	4	-4.0	-4	0
BRONCOS	217	2710	12.4	42	17
OPPONENTS	246	2712	11.0	175	9

INTERCEPTIONS	No.	Yds	Avg	LG	TD
Jackson, B.	6	128	21.2	38	0
Foley	6	84	14.0	30	0
Gradishar	4	19	4.8	8	0
Thompson	4	0	0.0	0	0
Jackson, T.	3	28	9.3	128	1
Rizzo	3	10	3.3	10	0
Turk	2	36	18.0	22	0
Wright	2	2	1.0	2	0
Swenson	1	0	0.0	0	0
BRONCOS	31	307	9.9	38	1
OPPONENTS	17	195	11.5	61	0

PUNTING	No.	Yds	Avg	TB	in20	LG	B
Dilts	96	3494	36.4	6	23	73	0
OPPONENTS	86	3510	40.8	15	14	60	2

PUNT RETURNS	Ret	FC	Yds	Avg	LG	TD
Upchurch	36	2	493	13.7	175	1
Preston	10	0	68	6.8	23	0
West	3	2	20	6.7	12	0
Thompson	1	0	3	3.0	3	0
Pane	1	0	-2	-2.0	1	0
BRONCOS	51	4	582	11.4	175	1
OPPONENTS	47	21	226	4.8	55	0

KICKOFF RETURNS	No.	Yds	Avg	LG	TD
Perrin	12	256	21.3	33	0
Jackson, B.	9	209	23.2	40	0
Upchurch	8	222	27.8	41	0
Preston	7	154	22.0	32	0
Keyworth	2	24	12.0	13	0
Pane	1	29	29.0	29	0
West	1	24	24.0	24	0
Schultz	1	20	20.0	20	0
Turk	1	14	14.0	14	0
BRONCOS	42	952	22.6	41	0
OPPONENTS	52	1223	23.5	51	0

FIELD GOAL BREAKDOWN	Distance	1-19	20-29	30-39	40-49	50+	Total
Turner	1/1	3/4	3/7	4/8	0/2	11/22	
OPP	2/3	8/9	4/7	3/8	0/0	17/27	

SACKS: Alzado 9, Carter 6.5, Chavous 4, T. Jackson 3, Latimer 2, Rizzo 2, Swenson 1.5, Grant 1.5, Nairne 1, Manor 0.5. TOTAL: 31

## 1979 FINAL STATISTICS (10-6)

Head Coach: Red Miller AFC West: 2nd Place Home Stadium: Mile High Stadium

Date	W/L	Score	Opponent	Attend.	RUSHING	No.	Yds.	Avg	LG	TD
Sept 2	W	10-0	Cincinnati	74,788	Armstrong	108	453	4.2	26	2
Sept 6	L	9-13	Los Angeles	74,884	Jensen	106	400	3.8	30	1
Sept 16	W	20-17	at Atlanta (OT)	57,677	Lytle	102	371	3.6	19	4
Sept 23	W	37-34	Seattle	74,879	Keyworth	81	323	4.0	17	1
Sept 30	L	3-27	at Oakland	52,632	Preston	43	169	3.9	18	1
Oct 7	W	7-0	San Diego	74,997	Canada	36	143	4.0	17	0
Oct 14	W	24-10	at Kansas City	74,292	Weese	18	116	6.4	20	3
Oct 22	L	7-42	at Pittsburgh	49,699	Prestridge	1	29	29.0	29	0
Oct 28	W	20-3	Kansas City	74,908	Morton	22	17	0.8	7	1
Nov 4	W	10-3	New Orleans	74,482	Upchurch	3	17	5.7	18	0
Nov 11	W	45-10	New England	74,379	Dixon	3	9	3.0	7	0
Nov 18	W	38-28	at San Francisco	42,910	Odoms	1	-7	-7.0	-7	0
Nov 25	L	10-14	Oakland	74,186	BRONCOS	524	2040	3.8	30	13
Dec 2	W	19-16	at Buffalo	37,886	OPPONENTS	502	1693	3.4	72	16
Dec 8	L	23-28	at Seattle	60,038						
Dec 17	L	7-17	at San Diego	51,906						

TEAM STATISTICS	Den	Opp
TOTAL FIRST DOWNS	306	273
Rushing	130	100
Passing	149	146
Penalty	27	27
Third-Down Made/Att.	77/222	95/248
Third-Down Efficiency	35%	38%
TOTAL NET YARDS	5142	4852
Avg. Per Game	321.4	303.3
Total Plays	1044	1033
Avg. Gain Per Play	4.9	4.7
NET YARDS RUSHING	2040	1963
Avg. Per Game	127.5	105.8
Total Rushes	524	502
NET YARDS PASSING	3102	3159
Avg. Per Game	193.9	197.4
Sacked/Yards Lost	44/331	19/162
Gross Yards	3433	3321
Att./Completions	476/296	512/296
Completion Pct.	55%	58%
Had Intercepted	23	19
PUNTS/AVERAGE	89/39.9	88/42.1
NET PUNTING AVG	33.0	34.1
PENALTIES/YARDS	116/1006	118/1033
FUMBLES/BALL LOST	35/18	30/19
TOUCHDOWNS	36	31
Rushing	13	16
Passing	18	11
Returns	5	4
TOTAL POINTS	289	262

SCORE BY PERIODS	1	2	3	4	OT	Total
BRONCOS	64	83	99	40	3	289
OPPONENTS	37	107	44	74	0	262

SCORING	TD	Ru	Pa	Rt	PAT	FG	S	TP
Turner	0	0	0	0	32/34	13/21	0	71
Upchurch	7	0	7	0	0/0	0/0	0	42
Moses	6	0	6	0	0/0	0/0	0	36
Lytle	4	4	0	0	0/0	0/0	0	24
Weese	3	3	0	0	0/0	0/0	0	18
Armstrong	3	2	1	0	0/0	0/0	0	18
Preston	2	1	1	0	0/0	0/0	0	12
Jensen	2	1	1	0	0/0	0/0	0	12
Morton	1	1	0	0	0/0	0/0	0	6
Keyworth	1	1	0	0	0/0	0/0	0	6
Odoms	1	0	1	0	0/0	0/0	0	6
Studdard	1	0	0	1	0/0	0/0	0	6
Nairne	1	0	0	1	0/0	0/0	0	6
Thompson	1	0	0	1	0/0	0/0	0	6
Wright	1	0	0	1	0/0	0/0	0	6
Carter	1	0	0	1	0/0	0/0	0	6
BRONCOS	36	13	18	5	32/34	13/21	1	289
OPPONENTS	31	16	11	4	31/31	15/26	0	262

FIELD GOAL BREAKDOWN	Distance	1-19	20-29	30-39	40-49	50+	Total
Turner	1/1	7/9	4/8	1/3	0/0	13/21	
OPP	0/0	9/10	4/7	2/8	0/1	15/26	

## 1980 FINAL STATISTICS (8-8)

Head Coach: Red Miller AFC West: 4th Place Home Stadium: Mile High Stadium

Date	W/L	Score	Opponent	Attend.	RUSHING	No.	Yds.	Avg	LG	TD
Sept 7	L	6-27	at Philadelphia	70,307	Jensen	101	476	4.7	32	2
Sept 14	W	41-20	Dallas	74,919	Armstrong	106	470	4.4	20	4
Sept 21	L	13-30	San Diego	74,970	Preston	111	385	3.5	19	4
Sept 29	L	14-23	at New England	59,602	Lytle	57	223	3.9	35	1
Oct 5	W	19-16	at Cleveland	81,065	Keyworth	38	127	3.3	14	1
Oct 13	W	20-17	Washington	74,657	McCutcheon	12	52	4.3	12	0
Oct 19	L	17-23	Kansas City	74,459	Upchurch	5	49	9.8	21	0
Oct 26	W	14-9	at N.Y. Giants	67,598	Robinson	21	47	2.2	22	3
Nov 2	L	16-20	Houston	74,717	Morton	21	29	1.4	9	1
Nov 9	W	20-13	at San Diego	51,435	Moorehead	6	7	3.5	4	0
Nov 16	W	31-24	N.Y. Jets	72,114	Knapple	6	0	0.0	9	0
Nov 23	W	36-20	Seattle	73,274	<b>BRONCOS</b>	<b>480</b>	<b>1865</b>	<b>3.9</b>	<b>35</b>	<b>16</b>
Dec 1	L	3-9	at Oakland	51,583	<b>OPPONENTS</b>	<b>554</b>	<b>2117</b>	<b>3.8</b>	<b>55</b>	<b>10</b>
Dec 7	L	14-31	at Kansas City	40,237						
Dec 14	L	21-24	Oakland	73,974						
Dec 21	W	25-17	at Seattle	51,853						

TEAM STATISTICS	Den	Opp
TOTAL FIRST DOWNS	286	303
Rushing	107	125
Passing	158	158
Penalty	21	20
Third-Down Made/Att.	84/223	91/228
Third-Down Efficiency	38%	40%
TOTAL NET YARDS	4642	5242
Avg. Per Game	290.1	327.6
Total Plays	992	1043
Avg. Gain Per Play	4.7	5.0
NET YARDS RUSHING	1865	2117
Avg. Per Game	116.6	132.3
Total Rushes	480	554
NET YARDS PASSING	2777	3125
Avg. Per Game	173.6	195.3
Sacked/Yards Lost	44/330	39/324
Gross Yards	3107	3449
Att./Completions	467/262	449/270
Completion Pct.	56%	60%
Had Intercepted	25	16
Average per Pass Play	5.4	6.4
PUNTS/AVERAGE	70/41.6	70/41.6
NET PUNTING AVG	35.9	34.1
TOTAL RETURN YARDAGE	2041	2021
Punt Returns/Average	42/9.7	52/8.5
Kickoff Returns/Average	62/20.8	55/21.6
Intercept. Ret./Average	16/21.4	25/15.6
PENALTIES/YARDS	93/899	101/850
FUMBLES/BALL LOST	26/13	26/12
TOUCHDOWNS	33	34
Rushing	16	10
Passing	14	20
Returns	3	4
Extra Points Made/Attempts	32/33	32/34
Field Goals Made/Attempts	26/34	29/40
TOTAL POINTS	310	323

SCORE BY PERIODS	1	2	3	4	OT	Total
BRONCOS	63	90	86	71	—	310
OPPONENTS	39	158	38	88	—	323

SCORING	TD	Ru	Pa	Rt	PAT	FG	S	TP
Steinfort	0	0	0	0	32/33	26/34	0	110
Odoms	6	0	6	0	0/0	0/0	0	36
Moses	4	0	4	0	0/0	0/0	0	24
Preston	4	4	0	0	0/0	0/0	0	24
Armstrong	4	4	0	0	0/0	0/0	0	24
Robinson	3	3	0	0	0/0	0/0	0	18
Upchurch	3	0	3	0	0/0	0/0	0	18
Jensen	3	2	1	0	0/0	0/0	0	18
Lytle	1	1	0	0	0/0	0/0	0	6
Morton	1	1	0	0	0/0	0/0	0	6
Gradishar	1	0	0	1	0/0	0/0	0	6
Latimer	1	0	0	1	0/0	0/0	0	6
Keyworth	1	1	0	0	0/0	0/0	0	6
Thompson	1	0	0	1	0/0	0/0	0	6
Jones	0	0	0	0	0/0	0/0	1	2
<b>BRONCOS</b>	<b>33</b>	<b>16</b>	<b>14</b>	<b>3</b>	<b>32/33</b>	<b>26/34</b>	<b>1</b>	<b>310</b>
<b>OPPONENTS</b>	<b>34</b>	<b>10</b>	<b>20</b>	<b>4</b>	<b>32/34</b>	<b>29/40</b>	<b>0</b>	<b>323</b>

PASSING	Att.	Comp.	Yds.	Cmp.%	Yd./Att.	TD	TD%	Int.	Int.%	LG	Tkd/Yds	Rtg.
Morton	301	183	2150	60.8	7.14	12	4.0	13	4.3	41	26/190	77.8
Robinson	162	78	942	48.1	5.81	2	1.2	12	7.4	52	17/136	39.5
Knapple	4	1	15	25.0	3.75	0	0.0	0	0.0	15	0/0	42.7
McCutcheon	0	0	0	0.0	0.00	0	0.0	0	0.0	0	1/4	39.5
<b>BRONCOS</b>	<b>467</b>	<b>262</b>	<b>3107</b>	<b>56.1</b>	<b>6.65</b>	<b>14</b>	<b>3.0</b>	<b>25</b>	<b>5.4</b>	<b>52</b>	<b>44/330</b>	<b>64.0</b>
<b>OPPONENTS</b>	<b>449</b>	<b>270</b>	<b>3449</b>	<b>60.1</b>	<b>7.68</b>	<b>20</b>	<b>4.5</b>	<b>16</b>	<b>3.6</b>	<b>156</b>	<b>39/324</b>	<b>84.1</b>

## 1981 FINAL STATISTICS (10-6)

Head Coach: Dan Reeves AFC West: 1st Place (Tie) Home Stadium: Mile High Stadium

Date	W/L	Score	Opponent	Attend.	RUSHING	No.	Yds.	Avg	LG	TD
Sept 6	W	9-7	Oakland	74,796	Parros	176	749	4.3	25	2
Sept 13	L	10-13	at Seattle	58,513	Preston	183	640	3.5	23	3
Sept 20	W	28-10	Baltimore	74,804	Reed	68	156	2.3	10	0
Sept 27	W	42-24	San Diego	74,844	Canada	33	113	3.4	11	3
Oct 4	W	17-0	at Oakland	51,035	Lytle	30	106	3.5	18	4
Oct 11	W	27-21	Detroit	74,816	Upchurch	5	56	11.2	37	0
Oct 18	L	14-28	at Kansas City	74,672	DeBerg	9	40	4.4	11	0
Oct 25	L	7-9	at Buffalo	77,757	Morton	8	18	2.3	5	0
Nov 2	W	19-17	Minnesota	74,834	Wright	1	11	11.0	11	0
Nov 8	W	23-20	Cleveland (OT)	74,859	Watson	2	6	3.0	6	0
Nov 15	W	24-7	at Tampa Bay	64,518	<b>BRONCOS</b>	<b>515</b>	<b>1895</b>	<b>3.7</b>	<b>37</b>	<b>12</b>
Nov 22	L	21-38	at Cincinnati	57,207	<b>OPPONENTS</b>	<b>467</b>	<b>1992</b>	<b>4.3</b>	<b>182</b>	<b>17</b>
Nov 29	L	17-34	at San Diego	51,533						
Dec 6	W	16-13	Kansas City	74,744						
Dec 13	W	23-13	Seattle	74,527						
Dec 20	L	24-35	at Chicago	40,125						

TEAM STATISTICS	Den	Opp
TOTAL FIRST DOWNS	306	268
Rushing	91	103
Passing	181	142
Penalty	34	23
Third-Down Made/Att.	86/230	74/219
Third-Down Efficiency	37%	34%
TOTAL NET YARDS	5426	4860
Avg. Per Game	339.1	303.8
Total Plays	1062	999
Avg. Gain Per Play	5.1	4.9
NET YARDS RUSHING	1895	1992
Avg. Per Game	118.4	124.5
Total Rushes	515	467
Avg. Per Rush	3.7	4.3
NET YARDS PASSING	3531	2868
Avg. Per Game	220.7	179.3
Sacked/Yards Lost	61/461	36/295
Gross Yards	3992	3163
Att./Completions	485/289	497/267
Completion Pct.	60%	54%
Had Intercepted	21	23
Average per Pass Play	6.5	5.4
PUNTS/AVERAGE	86/40.4	88/43.1
NET PUNTING AVG	34.8	36.0
TOTAL RETURN YARDAGE	1584	1800
Punt Returns/Average	51/8.6	46/8.4
Kickoff Returns/Average	47/21.4	47/21.4
Intercept. Ret./Average	23/14.9	21/19.3
PENALTIES/YARDS	99/832	104/949
FUMBLES/BALL LOST	26/18	36/23
TOUCHDOWNS	39	35
Rushing	12	17
Passing	27	13
Returns	0	5
Extra Points Made/Attempts	36/38	34/35
Field Goals Made/Attempts	17/30	15/27
TOTAL POINTS	321	289

SCORE BY PERIODS	1	2	3	4	OT	Total
BRONCOS	67	91	74	86	3	321
OPPONENTS	63	80	71	75	0	289

SCORING	TD	Ru	Pa	Rt	PAT	FG	S	TP
Steinfort	0	0	0	0	36/37	17/30	0	87
Watson	13	0	13	0	0/0	0/0	0	78
Lytle	5	4	1	0	0/0	0/0	0	30
Odoms	5	0	5	0	0/0	0/0	0	30
Canada	4	3	1	0	0/0	0/0	0	24
Upchurch	3	0	3	0	0/0	0/0	0	18
Parros	3	2	1	0	0/0	0/0	0	18
Preston	3	3	0	0	0/0	0/0	0	18
Egloff	1	0	1	0	0/0	0/0	0	6
Wright	1	0	1	0	0/0	0/0	0	6
Moses	1	0	1	0	0/0	0/0	0	6
Prestridge	0	0	0	0	0/1	0/0	0	0
<b>BRONCOS</b>	<b>39</b>	<b>12</b>	<b>27</b>	<b>0</b>	<b>36/38</b>	<b>17/30</b>	<b>0</b>	<b>321</b>
<b>OPPONENTS</b>	<b>35</b>	<b>17</b>	<b>13</b>	<b>5</b>	<b>34/35</b>	<b>15/27</b>	<b>0</b>	<b>289</b>

PASSING	Att.	Comp.	Yds.	Cmp.%	Yd./Att.	TD	TD%	Int.	Int.%	LG	Tkd/Yds	Rtg.
Morton	376	225	3195	59.8	8.50	21	5.6	14	3.7	195	54/394	90.5
DeBerg	108	64	797	59.3	7.38	6	5.6	6	5.6	44	7/67	77.5
Reed	1	0	0	0.0	0.00	0	0.0	0	0.0	0	0/0	0.0
<b>BRONCOS</b>	<b>485</b>	<b>289</b>	<b>3992</b>	<b>59.6</b>	<b>8.23</b>	<b>227</b>	<b>5.6</b>	<b>21</b>	<b>4.3</b>	<b>195</b>	<b>61/461</b>	<b>86.7</b>
<b>OPPONENTS</b>	<b>497</b>	<b>267</b>	<b>3163</b>	<b>53.7</b>	<b>6.36</b>	<b>13</b>	<b>2.6</b>	<b>23</b>	<b>4.6</b>	<b>165</b>	<b>36/295</b>	<b>62.8</b>

## 1982 FINAL STATISTICS (2-7)

Head Coach: Dan Reeves AFC West: 5th Home Stadium: Mile High Stadium

Date	W/L	Score	Opponent	Attend.	RUSHING	No.	Yds.	Avg	LG	TD
Sept 12	L	3-23	San Diego	73,564	Willhite	70	347	5.0	23	2
Sept 19	W	24-21	San Francisco	73,899	Parros	77	277	3.6	14	1
Sept 26			at New Orleans	Cancelled	Winder	67	259	3.9	18	1
Oct 3			Pittsburgh	Cancelled	Preston	19	81	4.3	13	0
Oct 10			at N.Y. Jets	Cancelled	Poole	7	36	5.1	20	0
Oct 17			at Houston	Cancelled	DeBerg	8	27	3.4	16	1
Oct 24			L.A. Raiders	Cancelled	Herrmann	3	7	2.3	16	1
Oct 31			Buffalo	Cancelled	Lytle	2	2	1.0	2	0
Nov 7			at Seattle	Resched. Jan. 2	Watson	1	-4	-4.0	-4	0
Nov 14			at Kansas City	Cancelled	Wright	1	-4	-4.0	-4	0
Nov 21	L	10-17	Seattle	73,916	Upchurch	2	-10	-5.0	-3	0
Nov 28	L	20-30	at San Diego	47,629	<b>BRONCOS</b>	257	1018	4.0	23	6
Dec 5	L	27-34	Atlanta	73,984	<b>OPPONENTS</b>	293	935	3.2	46	8
Dec 12	W	27-24	at L.A. Rams	48,112	<b>RECEIVING</b>	No.	Yds	Avg	LG	TD
Dec 19	L	16-37	Kansas City	74,192	Parros	37	259	7.0	24	2
Dec 26	L	10-27	at L.A. Raiders	44,160	Watson	36	555	15.4	41	2
Jan 2	L	11-13	at Seattle	43,145	Upchurch	26	407	15.7	151	3

### TEAM STATISTICS

	Den	Opp
TOTAL FIRST DOWNS	170	176
Rushing	52	53
Passing	103	104
Penalty	15	19
Third-Down Made/Att.	43/121	48/132
Third-Down Efficiency	36%	36%
TOTAL NET YARDS	2837	3169
Avg. Per Game	315.2	352.1
Total Plays	592	616
Avg. Gain Per Play	4.8	5.1
NET YARDS RUSHING	1018	935
Avg. Per Game	113.1	103.9
Total Rushes	257	293
Avg. Per Rush	4.0	3.2
NET YARDS PASSING	1819	2234
Avg. Per Game	202.1	248.2
Sacked/Yards Lost	24/200	16/116
Gross Yards	2019	2350
Att./Completions	311/181	307/172
Completion Pct.	58%	56%
Had Intercepted	19	12
Average per Pass Play	5.4	6.9
PUNTS/AVERAGE	45/45.0	42/39.4
NET PUNTING AVG	37.8	31.1
TOTAL RETURN YARDAGE	1229	1199
Punt Returns/Average	21/14.5	25/9.1
Kickoff Returns/Average	40/20.5	26/20.8
Intercept. Ret./Average	54/51.6	63/57.1
PENALTIES/YARDS	54/51.6	63/57.1
FUMBLES/BALL LOST	24/17	17/7
TOUCHDOWNS	16	25
Rushing	6	8
Passing	8	14
Returns	2	3
Extra Points Made/Attempts	15/16	25/25
Field Goals Made/Attempts	11/13	17/24
TOTAL POINTS	148	226

SCORE BY PERIODS	1	2	3	4	OT	Total
BRONCOS	26	47	33	42	—	148
OPPONENTS	40	79	40	67	—	226

SCORING	TD	Ru	Pa	Rt	PAT	FG	S	TP
Karlis	0	0	0	0	15/16	11/13	0	48
Upchurch	5	0	3	2	0/0	0/0	0	30
Parros	3	1	2	0	0/0	0/0	0	18
Willhite	2	2	0	0	0/0	0/0	0	12
Watson	2	0	2	0	0/0	0/0	0	12
DeBerg	1	1	0	0	0/0	0/0	0	6
Winder	1	1	0	0	0/0	0/0	0	6
Herrmann	1	1	0	0	0/0	0/0	0	6
Wright	1	0	1	0	0/0	0/0	0	6
<b>BRONCOS</b>	16	6	8	2	15/16	11/13	2	148
<b>OPPONENTS</b>	25	8	14	3	25/25	17/24	0	226

PASSING	Att.	Comp.	Yds.	Cmp.%	Yd./Att.	TD	TD%	Int.	Int.%	LG	Tkd/Yds	Rtg.
DeBerg	223	131	1405	58.7	6.30	7	3.1	11	4.9	151	16/130	67.1
Herrmann	60	32	421	53.3	7.02	1	1.7	4	6.7	39	4/48	53.4
Morton	26	18	193	69.2	7.42	0	0.0	3	11.5	20	3/19	51.0
Willhite	2	0	0	0.0	0.00	0	0.0	1	50.0	0	0/0	0.0
Upchurch	0	0	0	0.0	0.00	0	0.0	0	0.0	0	1/3	39.5
<b>BRONCOS</b>	311	181	2019	58.2	6.49	8	2.6	19	6.1	151	24/200	60.8
<b>OPPONENTS</b>	307	172	2350	56.0	7.65	14	4.6	12	3.9	186	16/116	79.6

## 1983 FINAL STATISTICS (9-7)

Head Coach: Dan Reeves AFC West: 3rd Home Stadium: Mile High Stadium

Date	W/L	Score	Opponent	Attend.	RUSHING	No.	Yds.	Avg	Long	TD
Sept 4	W	14-10	at Pittsburgh	58,233	Winder	196	757	3.9	52	3
Sept 11	W	17-10	at Baltimore	52,613	Poole	81	246	3.0	19	4
Sept 18	L	10-13	Philadelphia	74,202	Preston	57	222	3.9	28	1
Sept 25	L	7-22	L.A. Raiders	74,289	Willhite	43	188	4.4	124	3
Oct 2	L	14-31	at Chicago	58,210	Elway	28	146	5.2	23	1
Oct 9	W	26-14	at Houston	58,210	Parros	30	96	3.2	13	1
Oct 16	W	24-17	Cincinnati	74,305	Myles	8	52	6.5	16	0
Oct 23	W	14-6	San Diego	74,581	DeBerg	13	28	2.2	11	1
Oct 30	W	27-24	Kansas City	74,640	Upchurch	6	19	3.2	9	0
Nov 6	L	19-27	at Seattle	61,189	Kubiak	4	17	4.3	8	1
Nov 13	L	20-22	at L.A. Raiders	51,945	Watson	3	17	5.7	10	0
Nov 20	W	38-27	Seattle	74,710	Prestridge	1	7	7.0	7	0
Nov 27	L	7-31	at San Diego	43,650	Wright, J.	1	-11	-11.0	-11	0
Dec 4	W	27-6	Cleveland	70,912	<b>BRONCOS</b>	471	1784	3.8	52	15
Dec 11	W	21-19	Baltimore	74,854	<b>OPPONENTS</b>	509	1938	3.8	29	14
Dec 18	L	17-48	at Kansas City	11,377						

### TEAM STATISTICS

	Den	Opp
TOTAL FIRST DOWNS	292	321
Rushing	99	119
Passing	155	185
Penalty	38	17
Third-Down Made/Att.	68/213	92/235
Third-Down Efficiency	32%	39%
TOTAL NET YARDS	4811	5609
Avg. Per Game	300.7	350.6
Total Plays	1025	1099
Avg. Gain Per Play	4.7	5.1
NET YARDS RUSHING	1784	1938
Avg. Per Game	111.5	121.1
Total Rushes	471	509
Avg. Per Rush	3.8	3.8
NET YARDS PASSING	3027	3671
Avg. Per Game	189.2	229.4
Sacked/Yards Lost	55/439	38/317
Gross Yards	3466	3988
Att./Completions	499/254	552/307
Completion Pct.	50.9%	55.6%
Had Intercepted	22	27
Avg. per Pass Play	5.5	6.2
PUNTS/AVERAGE	87/41.6	77/44.2
NET PUNTING AVG	34.0	36.2
TOTAL RETURN YARDAGE	1852	1629
Punt Returns/Average	38/11.1	55/9.5
Kickoff Returns/Average	56/19.2	46/17.9
Intercept. Ret./Average	27/13.1	22/12.8
PENALTIES/YARDS	100/80.4	138/109.7
FUMBLES/BALL LOST	34/19	46/20
TOUCHDOWNS	34	36
Rushing	15	14
Passing	17	18
Returns	2	4
Extra Points Made/Attempts	33/34	34/35
Field Goals Made/Attempts	21/25	25/33
TOTAL POINTS	302	327

SCORE BY PERIODS	1	2	3	4	OT	TOTAL
BRONCOS	41	80	39	142	—	302
OPPONENTS	85	87	76	79	—	327

SCORING	TD	Ru	Pa	Rt	PAT	FG	S	TP
Karlis	0	0	0	0	33/34	21/25	0	96
Watson	5	0	5	0	0/0	0/0	0	30
Poole	4	4	0	0	0/0	0/0	0	24
Willhite	4	3	1	0	0/0	0/0	0	24
Parros	3	1	2	0	0/0	0/0	0	18
Sampson	3	0	3	0	0/0	0/0	0	18
Winder	3	3	0	0	0/0	0/0	0	18
Egloff	2	0	2	0	0/0	0/0	0	12
Preston	2	1	1	0	0/0	0/0	0	12
Upchurch	2	0	2	0	0/0	0/0	0	12
Chavous	1	0	0	1	0/0	0/0	0	6
DeBerg	1	1	0	0	0/0	0/0	0	6
Elway	1	1	0	0	0/0	0/0	0	6
Kubiak	1	1	0	0	0/0	0/0	0	6
Myles	1	0	1	0	0/0	0/0	0	6
Thomas	1	0	0	1	0/0	0/0	0	6
Jones	0	0	0	0	0/0	0/0	1	2
<b>BRONCOS</b>	34	15	17	2	33/34	21/25	1	302
<b>OPPONENTS</b>	36	14	18	4	34/36	25/33	0	327

PASSING	Att.	Comp.	Yds.	Cmp.%	Yd./Att.	TD	TD%	Int.	Int.%	LG	Tkd/Yds	Rtg.
DeBerg	215	119	1617	55.3	7.52	9	4.2	7	3.3	54	25/201	79.7
Kubiak	22	12	186	54.5	8.45	1	4.5	1	4.5	178	2/20	78.9
Elway	259	123	1663	47.5	6.42	7	2.7	14	5.4	149	28/218	54.9
Willhite	1	0	0	0.0	0.00	0	0.0	0	0.0	0	0/0	39.5
Upchurch	2	0	0	0.0	0.00	0	0.0	0	0.0	0	0/0	39.5
<b>BRONCOS</b>	499	254	3466	50.9	6.95	17	3.4	22	4.4	178	55/439	66.4
<b>OPPONENTS</b>	552	307	3990	55.6	7.23	18	3.3	27	4.9	172	38/317	69.0



# 1984 FINAL STATISTICS (13-3)

Head Coach: Dan Reeves AFC West: 1st Home Stadium: Mile High Stadium

Date	W/L	Score	Opponent	Attend.	RUSHING	No.	Yds.	Avg	LG	TD
Sept 2	W	20-17	Cincinnati	74,178	Winder	296	1153	3.9	24	4
Sept 9	L	0-27	at Chicago	54,335	Willhite	77	371	4.8	52	2
Sept 16	W	24-14	at Cleveland	61,980	Elway	56	237	4.2	21	1
Sept 23	W	21-0	Kansas City	74,263	Parros	46	208	4.5	25	2
Sept 30	W	16-13	L.A. Raiders	74,833	Lang	8	42	5.3	15	2
Oct 7	W	28-7	at Detroit	55,836	Brewer	10	28	2.8	8	0
Oct 15	W	17-14	Green Bay	62,546	Kubiak	9	27	3.0	17	1
Oct 21	W	37-7	at Buffalo	31,204	Myles	5	7	1.4	2	0
Oct 28	W	22-19	at L.A. Raiders (OT)	91,020	Johnson	1	3	3.0	3	0
Nov 4	W	26-19	New England	74,908	<b>BRONCOS</b>	<b>508</b>	<b>2076</b>	<b>4.1</b>	<b>52</b>	<b>12</b>
Nov 11	W	16-13	at San Diego	53,162	<b>OPPONENTS</b>	<b>435</b>	<b>1664</b>	<b>3.8</b>	<b>72</b>	<b>10</b>
Nov 18	W	42-21	Minnesota	74,716	<b>RECEIVING</b>	<b>No.</b>	<b>Yds</b>	<b>Avg</b>	<b>LG</b>	<b>TD</b>
Nov 25	L	24-27	Seattle	74,922	Watson	69	1170	17.0	73	7
Dec 2	W	16-13	at Kansas City	38,494	Winder	44	288	6.5	21	2
Dec 9	W	16-13	San Diego	74,867	Johnson	42	587	14.0	49	6
Dec 15	W	31-14	at Seattle	64,411	Willhite	27	298	11.0	63	0

## TEAM STATISTICS

### TOTAL FIRST DOWNS

Rushing	299
Passing	121
Penalty	152

### Third-Down Made/Att.

33%	68/207
-----	--------

### Fourth-Down Made/Att.

6/7	8/23
-----	------

### Fourth-Down Efficiency

86%	35%
-----	-----

### TOTAL NET YARDS

4935	5687
------	------

### Avg. Per Game

308.4	355.4
-------	-------

### Total Plays

1018	1123
------	------

### Avg. Gain Per Play

4.8	5.1
-----	-----

### NET YARDS RUSHING

2076	1664
------	------

### Avg. Per Game

129.8	104.0
-------	-------

### Total Rushes

508	435
-----	-----

### Avg. Per Rush

4.1	3.8
-----	-----

### NET YARDS PASSING

2859	4023
------	------

### Avg. Per Game

178.7	251.4
-------	-------

### Sacked/Yards Lost

35/257	57/430
--------	--------

### Gross Yards

3116	4453
------	------

### Att./Completions

475/263	632/346
---------	---------

### Completion Pct.

55%	55%
-----	-----

### Had Intercepted

17	31
----	----

### Avg. per Pass Play

5.6	5.8
-----	-----

### PUNTS/AVERAGE

96/40.1	81/41.5
---------	---------

### NET PUNTING AVG

35.4	35.1
------	------

### TOTAL RETURN YARDAGE

1725	1700
------	------

### Punt Returns/Average

41/7.8	44/7.5
--------	--------

### Kickoff Returns/Average

45/19.9	55/21.5
---------	---------

### Intercept. Ret./Average

31/16.5	17/11.1
---------	---------

### PENALTIES/YARDS

76/636	104/891
--------	---------

### FUMBLES/BALL LOST

36/17	44/24
-------	-------

### TOUCHDOWNS

42	26
----	----

### Rushing

12	10
----	----

### Passing

22	16
----	----

### Returns

8	0
---	---

### Extra Points Made/Attempts

38/41	26/26
-------	-------

### Field Goals Made/Attempts

21/28	19/33
-------	-------

### TOTAL POINTS

353	241
-----	-----

## SCORE BY PERIODS

	1	2	3	4	OT	Total
--	---	---	---	---	----	-------

### BRONCOS

75	125	68	82	3	353
----	-----	----	----	---	-----

### OPPONENTS

49	74	45	73	0	241
----	----	----	----	---	-----

## SCORING

TD	Ru	Pa	Rt	PAT	FG	S	TP
----	----	----	----	-----	----	---	----

### Karlis

0	0	0	0	38/41	21/28	0	101
---	---	---	---	-------	-------	---	-----

### Watson

7	0	7	0	0/0	0/0	0	42
---	---	---	---	-----	-----	---	----

### Winder

6	4	2	0	0/0	0/0	0	36
---	---	---	---	-----	-----	---	----

### Johnson

6	0	6	0	0/0	0/0	0	36
---	---	---	---	-----	-----	---	----

### Lang

3	2	1	0	0/0	0/0	0	18
---	---	---	---	-----	-----	---	----

### Kay

3	0	3	0	0/0	0/0	0	18
---	---	---	---	-----	-----	---	----

### Parros

2	2	0	0	0/0	0/0	0	12
---	---	---	---	-----	-----	---	----

### Foley

2	0	0	2	0/0	0/0	0	12
---	---	---	---	-----	-----	---	----

### Willhite

2	2	0	0	0/0	0/0	0	12
---	---	---	---	-----	-----	---	----

### Kubiak

1	1	0	0	0/0	0/0	0	6
---	---	---	---	-----	-----	---	---

### Robbins

1	0	0	1	0/0	0/0	0	6
---	---	---	---	-----	-----	---	---

### Smith

1	0	0	1	0/0	0/0	0	6
---	---	---	---	-----	-----	---	---

### Woodard

1	0	0	1	0/0	0/0	0	6
---	---	---	---	-----	-----	---	---

### Jones

1	0	0	1	0/0	0/0	0	6
---	---	---	---	-----	-----	---	---

### Alexander

1	0	0	1	0/0	0/0	0	6
---	---	---	---	-----	-----	---	---

### Harden

1	0	0	1	0/0	0/0	0	6
---	---	---	---	-----	-----	---	---

### Sampson

1	0	1	0	0/0	0/0	0	6
---	---	---	---	-----	-----	---	---

### Wright, L.

1	0	0	1	0/0	0/0	0	6
---	---	---	---	-----	-----	---	---

### Wright, J.

1	0	1	0	0/0	0/0	0	6
---	---	---	---	-----	-----	---	---

### Elway

1	1	0	0	0/0	0/0	0	6
---	---	---	---	-----	-----	---	---

### BRONCOS

42	12	22	8	38/41	21/28	0	353
----	----	----	---	-------	-------	---	-----

### OPPONENTS

26	10	16	0	26/26	19/33	1	241
----	----	----	---	-------	-------	---	-----

## PASSING

Att.	Comp.	Yds.	Cmp.%	Yd./Att.	TD	TD%	Int.	Int.%	LG	Tkd/Yds	Rtg.
------	-------	------	-------	----------	----	-----	------	-------	----	---------	------

### Elway

380	214	2598	56.3	6.84	18	4.7	15	3.9	73	24/158	76.8
-----	-----	------	------	------	----	-----	----	-----	----	--------	------

### Kubiak

75	44	440	58.7	5.87	4	5.3	1	1.3	41	10/86	87.6
----	----	-----	------	------	---	-----	---	-----	----	-------	------

### Stankavage

18	4	58	22.2	3.22	0	0.0	1	5.6	16	1/13	17.1
----	---	----	------	------	---	-----	---	-----	----	------	------

### Willhite

2	1	20	50.0	10.00	0	0.0	0	0.0	20	0/0	85.3
---	---	----	------	-------	---	-----	---	-----	----	-----	------

### BRONCOS

475	263	3116	55.4	6.56	22	4.6	17	3.6	73	35/257	75.8
-----	-----	------	------	------	----	-----	----	-----	----	--------	------

### OPPONENTS

632	346	4453	54.7	7.05	16	2.5	31	4.9	180	57/430	64.9
-----	-----	------	------	------	----	-----	----	-----	-----	--------	------

# 1985 FINAL STATISTICS (11-5)

Head Coach: Dan Reeves AFC West: 2nd Home Stadium: Mile High Stadium

Date	W/L	Score	Opponent	Attend.	RUSHING	No.	Yds.	Avg	LG	TD
Sept 8	L	16-20	at L.A. Rams	52,522	Winder	199	714	3.6	42	8
Sept 15	W	34-23	New Orleans	74,488	Lang	84	318	3.8	26	5
Sept 22	W	44-28	at Atlanta	37,903	Sewell	82	275	3.4	16	4
Sept 29	L	26-30	Miami	73,614	Elway	50	253	5.1	22	0
Oct 6	W	31-20	Houston	74,699	Willhite	66	237	3.6	14	0
Oct 13	W	15-10	at Indianapolis	60,128	Johnson, V.	10	36	3.6	14	0
Oct 20	W	13-10	Seattle (OT)	74,899	Poole	4	12	3.0	6	0
Oct 27	W	30-10	at Kansas City	68,248	Kubiak	1	0	6.0	6	0
Nov 3	L	10-30	at San Diego	57,312	Norman	1	0	0.0	0	0
Nov 11	W	17-16	San Francisco	73,173	<b>BRONCOS</b>	<b>497</b>	<b>1851</b>	<b>3.7</b>	<b>42</b>	<b>20</b>
Nov 17	W	30-24	San Diego (OT)	74,376	<b>OPPONENTS</b>	<b>475</b>	<b>1973</b>	<b>4.2</b>	<b>161</b>	<b>10</b>
Nov 24	L	28-31	at L.A. Raiders (OT)	63,161	<b>RECEIVING</b>	<b>No.</b>	<b>Yds</b>	<b>Avg</b>	<b>LG</b>	<b>TD</b>
Dec 1	W	31-23	at Pittsburgh	56,797	Watson	61	915	15.0	60	5
Dec 8	L	14-17	L.A. Raiders (OT)	75,042	Johnson, V.	51	721	14.1	163	3
Dec 14	W	14-13	Kansas City	69,209	Willhite	35	297	8.5	21	1
Dec 20	W	27-24	at Seattle	56,283	Winder	31	197	6.4	24	0

## TEAM STATISTICS

### TOTAL FIRST DOWNS

Rushing	339
---------	-----

# 1986 FINAL STATISTICS (11-5)

Head Coach: Dan Reeves AFC West: 1st Home Stadium: Mile High Stadium

Date	W/L	Score	Opponent	Attend.	RUSHING	No.	Yds.	Avg	LG	TD
Sept 7	W	38-36	L.A. Raiders	75,695	Winder	240	789	3.3	31	9
Sept 15	W	21-10	at Pittsburgh	57,306	Willhite	85	365	4.3	42	5
Sept 21	W	33-7	at Philadelphia	63,839	Elway	52	257	4.9	24	1
Sept 28	W	27-20	New England	75,082	Sewell	23	123	5.3	15	1
Oct 5	W	29-14	Dallas	76,804	Lang	29	94	3.2	14	1
Oct 12	W	31-14	at San Diego	55,662	Kubiak	6	22	3.7	10	0
Oct 20	L	10-22	at N.Y. Jets	73,759	Bell	9	17	1.9	12	0
Oct 26	W	20-13	Seattle	76,089	Johnson	5	15	3.0	6	0
Nov 2	W	21-10	at L.A. Raiders	90,153	Jackson, M.	2	6	3.0	5	0
Nov 9	L	3-9	San Diego	75,012	Boddie	1	2	2.0	2	0
Nov 16	W	38-17	Kansas City	75,745	Horan	1	0	0.0	0	0
Nov 23	L	16-19	at N.Y. Giants	75,116	Mobley	1	-1	-1.0	-1	0
Nov 30	W	34-28	Cincinnati	58,705	Norman	1	-11	-11.0	-11	0
Dec 7	L	10-37	at Kansas City	47,019	<b>BRONCOS</b>	<b>455</b>	<b>1678</b>	<b>3.7</b>	<b>42</b>	<b>17</b>
Dec 13	W	31-30	Washington	75,905	<b>OPPONENTS</b>	<b>432</b>	<b>1651</b>	<b>3.8</b>	<b>160</b>	<b>13</b>
Dec 20	L	16-41	at Seattle	63,697						

TEAM STATISTICS			Den	Opp	RECEIVING			No.	Yds	Avg	LG	TD
TOTAL FIRST DOWNS			319	291	Willhite	64	529	8.3	34	3		
Rushing			94	93	Watson	45	699	15.5	46	3		
Passing			184	177	Jackson, M.	38	738	19.4	53	1		
Penalty			41	21	Johnson	31	363	11.7	134	2		
Third-Down Made/Att.			92/222	75/222	Winder	26	171	6.6	120	5		
Third-Down Efficiency			41%	34%	Sewell	23	294	12.8	40	1		
Fourth-Down Made/Att.			2/5	7/15	Mobley	22	332	15.1	32	0		
Fourth-Down Efficiency			40%	47%	Sampson	21	259	12.3	43	0		
TOTAL NET YARDS			5216	4947	Kay	15	195	13.0	34	1		
Avg. Per Game			326.0	309.2	Lang	13	105	8.1	26	2		
Total Plays			1042	1026	Hackett	3	48	16.0	19	0		
Avg. Gain Per Play			5.0	4.8	Bell	2	10	5.0	7	0		
NET YARDS RUSHING			1678	1651	Wilson	1	43	43.0	143	1		
Avg. Per Game			104.9	103.2	Elway	1	23	23.0	123	1		
Total Rushes			455	432	Studdard	1	2	2.0	12	1		
Avg. Per Rush			3.7	3.8	BRONCOS	306	3811	12.5	53	22		
NET YARDS PASSING			3538	3296	OPPONENTS	301	3755	12.5	157	21		
Avg. Per Game			221.1	206.0	INTERCEPTIONS	No.	Yds	Avg	LG	TD		
Sacked/Yards Lost			38/273	49/459	Harden	6	179	29.8	52	2		
Gross Yards			3811	3755	Wright	3	56	18.7	56	0		
Att./Completions			549/306	545/301	Lilly	3	22	7.3	15	0		
Completion Pct.			55.7%	55.2%	Foley	2	39	19.5	24	0		
Had Intercepted			16	18	Hunley	1	22	22.0	22	0		
Avg. per Pass Play			6.0	5.5	Dennison	1	5	5.0	5	0		
PUNTS/AVERAGE			86/39.3	86/42.9	Smith	1	0	0.0	0	0		
NET PUNTING AVG			33.0	34.2	Wilson	1	-5	-5.0	-5	0		
TOTAL RETURN YARDAGE			1964	2024	BRONCOS	18	318	17.7	56	2		
Punt Returns/Average			48/11.5	40/9.1	OPPONENTS	16	363	22.7	178	2		
Kickoff Returns/Average			53/20.6	65/20.0	PUNTING	No.	Yds	Avg	TB	in20	LG	B
Intercept. Ret./Average			18/17.7	16/22.7	Weil	34	1344	39.5	3	5	55	0
PENALTIES/YARDS			104/910	126/1034	Norman	30	1168	38.9	4	2	57	1
FUMBLES/BALL LOST			24/13	32/18	Horan	21	864	41.1	2	8	50	0
TOUCHDOWNS			45	36	BRONCOS	85	3376	39.7	9	15	57	1
Rushing			17	13	OPPONENTS	86	3689	42.9	10	17	59	0
Passing			22	21	PUNT RETURNS	Ret	FC	Yds	Avg	LG	TD	
Returns			6	2	Willhite	42	8	468	11.1	170	1	
Extra Points Made/Attempts			44/45	35/36	Johnson	3	0	36	12.0	19	0	
Field Goals Made/Attempts			20/28	24/32	Jackson, M.	2	0	7	3.5	6	0	
TOTAL POINTS			378	327	Harden	1	0	41	41.0	141	1	
					BRONCOS	48	8	552	11.5	170	2	
					OPPONENTS	40	16	362	9.1	30	0	

SCORE BY PERIODS	1	2	3	4	OT	Total
BRONCOS	69	131	92	89	—	378
OPPONENTS	58	92	61	116	—	327

SCORING	TD	Ru	Pa	Rt	PAT	FG	S	TP
Karlis	0	0	0	0	44/45	20/28	0	104
Winder	14	9	5	0	0/0	0/0	0	84
Willhite	9	5	3	1	0/0	0/0	0	54
Lang	3	1	2	0	0/0	0/0	0	18
Harden	3	0	0	3	0/0	0/0	0	18
Watson	3	0	3	0	0/0	0/0	0	18
Elway	2	1	1	0	0/0	0/0	0	12
Sewell	2	1	1	0	0/0	0/0	0	12
Johnson	2	0	2	0	0/0	0/0	0	12
Townsend	1	0	0	1	0/0	0/0	0	6
Studdard	1	0	1	0	0/0	0/0	0	6
Jackson, M.	1	0	1	0	0/0	0/0	0	6
Wilson	1	0	0	1	0/0	0/0	0	6
Woodard	1	0	0	1	0/0	0/0	0	6
Kay	1	0	1	0	0/0	0/0	0	6
Mobley	1	0	1	0	0/0	0/0	0	6
<b>BRONCOS</b>	<b>45</b>	<b>17</b>	<b>22</b>	<b>6</b>	<b>44/45</b>	<b>20/28</b>	<b>0</b>	<b>378</b>
<b>OPPONENTS</b>	<b>36</b>	<b>13</b>	<b>21</b>	<b>2</b>	<b>35/36</b>	<b>24/32</b>	<b>0</b>	<b>327</b>

KICKOFF RETURNS	No.	Yds	Avg	LG	TD
Bell	23	531	23.1	42	0
Lang	21	480	22.9	42	0
Willhite	3	35	11.7	23	0
Johnson	2	21	10.5	21	0
Hunley	2	11	5.5	6	0
Jackson, M.	1	16	16.0	16	0
Ryan	1	0	0.0	0	0
<b>BRONCOS</b>	<b>53</b>	<b>1094</b>	<b>20.6</b>	<b>42</b>	<b>0</b>
<b>OPPONENTS</b>	<b>65</b>	<b>1299</b>	<b>20.0</b>	<b>51</b>	<b>0</b>

FIELD GOAL BREAKDOWN	Distance	1-19	20-29	30-39	40-49	50+	Total
Karlis	0/0	3/4	8/8	8/14	1/2	20/28	
OPP	0/0	4/5	9/10	10/14	1/3	21/17	

SACKS: Jones 13.5, Mecklenburg 9.5, Fletcher 5.5, Gilbert 4, Robbins 4, Woodard 3, Townsend 2.5, D. Smith 1, Ryan 1, Dennison 1, Comeaux 1, Lilly 1, T. Jackson 0.5, Hunley 0.5. **TOTAL: 48**

PASSING	Att.	Comp.	Yds.	Cmp. %	Yd./Att.	TD	TD %	Int.	Int. %	LG	Tkd/Yds	Rtg.
Elway	504	280	3485	55.6	6.91	19	3.8	13	2.6	53	32/233	79.0
Kubiak	38	23	249	60.5	6.55	1	2.6	3	7.9	26	3/23	55.7
Willhite	4	1	11	25.0	2.75	0	0.0	0	0.0	11	0/0	39.6
Norman	1	1	43	100.0	43.00	1	100.0	0	0.0	143	0/0	158.3
Sewell	1	1	23	100.0	23.00	1	100.0	0	0.0	123	3/17	158.3
Johnson	1	0	0	0.0	0.00	0	0.0	0	0.0	0	0/0	39.5
<b>BRONCOS</b>	<b>549</b>	<b>306</b>	<b>3811</b>	<b>55.7</b>	<b>6.94</b>	<b>22</b>	<b>4.0</b>	<b>16</b>	<b>2.9</b>	<b>53</b>	<b>38/273</b>	<b>78.7</b>
<b>OPPONENTS</b>	<b>545</b>	<b>301</b>	<b>3755</b>	<b>55.2</b>	<b>6.89</b>	<b>21</b>	<b>3.9</b>	<b>18</b>	<b>3.3</b>	<b>157</b>	<b>49/459</b>	<b>75.9</b>

# 1987 FINAL STATISTICS (10-4-1)

Head Coach: Dan Reeves AFC West: 1st Home Stadium: Mile High Stadium

Date	W/L	Score	Opponent	Attend.	RUSHING	No.	Yds.	Avg	LG	TD
Sept 13	W	40-17	Seattle	75,999	Winder	196	741	3.8	19	6
Sept 20	T	17-17	at Green Bay (OT)	67,500	Elway	66	304	4.6	29	4
Sept 28	Cancelled		at Cleveland (Strike)		Lang	89	303	3.4	28	2
Oct 4	L	10-40	*Houston	38,494	Dudek	35	154	4.4	16	2
Oct 12	W	30-14	*L.A. Raiders	61,230	Willhite	26	141	5.4	29	0
Oct 18	W	26-17	*at Kansas City	20,286	Poole	28	126	4.5	15	1
Oct 26	L	27-34	at Minnesota	51,011	Sewell	19	83	4.4	17	2
Nov 1	W	34-0	Detroit	75,172	Caldwell	16	53	3.3	7	0
Nov 8	L	14-21	at Buffalo	63,698	Bell	13	43	3.3	11	0
Nov 16	W	31-29	Chicago	75,783	Nattiel	2	13	6.5	10	0
Nov 22	W	23-17	at L.A. Raiders	61,318	Micho	4	8	2.0	5	0
Nov 29	W	31-17	at San Diego	61,880	Boddie	3	7	2.3	4	1
Dec 6	W	31-20	New England	75,795	Karcher	9	3	0.3	8	0
Dec 13	L	21-28	at Seattle	61,759	Kubiak	1	3	3.0	3	0
Dec 19	W	20-17	Kansas City	75,053	May	2	-4	-2.0	-2	0
Dec 27	W	24-0	San Diego	37,500	Johnson, V.	1	-8	-8.0	-8	0
*Replacement Games					<b>BRONCOS</b>	<b>510</b>	<b>1970</b>	<b>3.9</b>	<b>29</b>	<b>18</b>
					<b>OPPONENTS</b>	<b>454</b>	<b>2017</b>	<b>4.4</b>	<b>72</b>	<b>16</b>

TEAM STATISTICS	Den	Opp	RECEIVING	No.	Yds	Avg	LG	TD
TOTAL FIRST DOWNS	331	277	Winder	42	684	16.3	49	7
Rushing	132	103	Johnson, V.	31	630	20.3	54	2
Passing	173	148	Nattiel	31	440	14.2	30	0
Penalty	26	26	Kay	26	436	16.8	52	2
Third-Down Made/Att.	106/224	64/183	Jackson, M.	25	242	9.7	126	2
Third-Down Efficiency	47.3%	35%	Micho	25	242	9.7	126	2
Fourth-Down Made/Att.	6/13	5/12	Lang	17	130	7.6	29	1
Fourth-Down Efficiency	46.2%	41.7%	Mobley	16	228	14.3	28	2
TOTAL NET YARDS	5624	4813	Winder	14	74	5.3	13	1
Avg. Per Game	374.9	320.9	Massie	13	244	18.8	139	4
Total Plays	1070	941	Sewell	13	209	16.1	172	1
Avg. Gain Per Play	5.3	5.1	Watson	11	167	15.2	49	1
NET YARDS RUSHING	1970	2017	Boddie	9	85	9.4	26	0
Avg. Per Game	131.3	134.5	Willhite	9	25	2.8	6	0
Total Rushes	510	454	Dudek	7	41	5.9	19	0
Avg. Per Rush	3.9	4.4	Swanson	6	87	14.5	135	1
NET YARDS PASSING	3654	2796	Andrews	4	53	13.3	20	0
Avg. Per Game	243.6	186.4	Brown	4	40	10.0	18	0
Sacked/Yards Lost	30/220	31/244	Caldwell	4	34	8.5	14	0
Gross Yards	3674	3040	Poole	1	9	9.0	9	0

## 1988 FINAL STATISTICS (8-8)

Head Coach: Dan Reeves AFC West: 2nd Home Stadium: Mile High Stadium

Date	W/L	Score	Opponent	Attend.	RUSHING	No.	Yds.	Avg	Long	TD
Sept 4	L	14-21	Seattle	75,986	Dorsett	181	703	3.9	28	5
Sept 11	W	34-3	San Diego	75,339	Winder	149	543	3.6	35	4
Sept 18	L	13-20	at Kansas City	63,288	Elway	54	234	4.3	26	1
Sept 26	L	27-30	L.A. Raiders (OT)	75,964	Sewell	32	135	4.2	26	1
Oct 2	W	12-0	at San Diego	55,763	Kubiak	17	65	3.8	13	0
Oct 9	W	16-13	at San Francisco (OT)	61,711	Nattiel	5	51	10.2	29	0
Oct 16	W	30-14	Atlanta	75,287	Willhite	13	39	3.0	7	2
Oct 23	L	21-39	at Pittsburgh	49,811	Bell	9	36	4.0	6	0
Oct 31	L	23-55	at Indianapolis	60,544	Jackson	1	5	5.0	5	0
Nov 6	W	17-11	Kansas City	74,227	Johnson, J.	1	3	3.0	3	0
Nov 13	W	30-7	Cleveland	75,806	Johnson, V.	1	1	1.0	1	0
Nov 20	L	0-42	at New Orleans	68,075	Thomas	1	0	0.0	0	0
Nov 27	W	35-24	L.A. Rams	74,141	BRONCOS	464	1815	3.9	35	13
Dec 4	L	20-21	at L.A. Raiders	65,561	OPPONENTS	552	2538	4.6	64	21
Dec 11	L	14-42	at Seattle	62,838	RECEIVING	No.	Yds	Avg	Long	TD
Dec 17	W	21-10	New England	70,910	Johnson, V.	68	896	13.2	86	5

TEAM STATISTICS	Den	Opp
TOTAL FIRST DOWNS	338	316
Rushing	106	140
Passing	196	161
Penalty	36	15
Third-Down Made/Att.	85/210	81/214
Third-Down Efficiency	40%	38%
Fourth-Down Made/Att.	4/13	9/18
Fourth-Down Efficiency	31%	50%
TOTAL NET YARDS	5506	5471
Avg. Per Game	344.1	341.9
Total Plays	1077	1055
Avg. Gain Per Play	5.1	5.2
NET YARDS RUSHING	1815	2538
Avg. Per Game	113.4	158.6
Total Rushes	464	552
Avg. Per Rush	3.9	4.6
NET YARDS PASSING	3691	2933
Avg. Per Game	230.7	183.3
Sacked/Yards Lost	32/250	36/235
Gross Yards	3940	3168
Att./Completions	581/324	467/262
Completion Pct.	56%	56%
Had Intercepted	22	16
Avg. per Pass Play	6.0	5.8
PUNTS/AVERAGE	68/43.8	84/43.4
NET PUNTING AVG	37.9	36.3
TOTAL RETURN YARDAGE	1842	1673
Punt Returns/Average	53/8.5	33/11.0
Kickoff Returns/Average	58/20.5	53/18.2
Intercept. Ret./Average	16/12.5	22/15.6
PENALTIES/YARDS	84/717	116/956
FUMBLES/BALL LOST	34/12	23/13
TOUCHDOWNS	37	41
Rushing	13	21
Passing	24	18
Returns	0	2
Extra Points Made/Attempts	36/37	41/41
Field Goals Made/Attempts	23/26	21/27
TOTAL POINTS	327	352

SCORE BY PERIODS	1	2	3	4	OT	Total
BRONCOS	43	127	64	90	3	327
OPPONENTS	85	112	96	56	3	352

SCORING	TD	Ru	Pa	Rt	PAT	FG	S	TP
Karlis	0	0	0	0	36/37	23/36	0	105
Sewell	6	1	5	0	0/0	0/0	0	36
Jackson	6	0	6	0	0/0	0/0	0	36
Dorsett	5	5	0	0	0/0	0/0	0	30
Winder	5	4	1	0	0/0	0/0	0	30
Johnson	5	0	5	0	0/0	0/0	0	30
Kay	4	0	4	0	0/0	0/0	0	24
Willhite	2	2	0	0	0/0	0/0	0	12
Mobley	2	0	2	0	0/0	0/0	0	6
Elway	1	1	0	0	0/0	0/0	0	6
Nattiel	1	0	1	0	0/0	0/0	0	6
BRONCOS	37	13	24	0	36/37	23/36	0	327
OPPONENTS	41	21	18	2	41/41	21/27	1	352

PASSING	Att.	Comp.	Yds.	Cmp.%	Yd./Att.	TD	TD%	Int.	Int.%	LG	Tkd/Yds	Rtg.
Elway	496	274	3309	55.2	6.67	17	3.4	19	3.8	86	30/237	71.3
Kubiak	69	43	497	62.3	7.20	5	7.2	3	4.3	168	2/13	90.0
Karcher	12	6	128	50.0	10.67	1	8.3	0	0.0	74	0/0	115.8
Dorsett	2	1	7	50.0	3.50	1	50.0	0	0.0	17	0/0	97.8
Sewell	1	0	0	0.0	0.00	0	0.0	0	0.0	0	0/0	39.5
Nattiel	1	0	0	0.0	0.00	0	0.0	0	0.0	0	0/0	39.5
BRONCOS	581	324	3941	55.8	6.78	24	4.1	22	3.8	86	32/250	74.6
OPPONENTS	467	262	3168	56.1	6.78	18	3.9	16	3.4	55	36/235	75.8

## 1989 FINAL STATISTICS (11-5)

Head Coach: Dan Reeves AFC West: 1st Home Stadium: Mile High Stadium

Date	W/L	Score	Opponent	Attend.	RUSHING	No.	Yds.	Avg	LG	TD
Sept 10	W	34-20	Kansas City	74,284	Humphrey	294	1151	3.9	40	7
Sept 18	W	28-18	at Buffalo	78,176	Winder	110	351	3.2	16	2
Sept 24	W	31-21	L.A. Raiders	75,754	Elway	48	244	5.1	31	3
Oct 1	L	13-16	at Cleveland	78,637	Alexander	45	146	3.2	11	2
Oct 8	W	16-10	San Diego	75,222	Bratton	30	108	3.6	9	1
Oct 15	W	14-3	Indianapolis	74,680	Sewell	7	44	6.3	10	0
Oct 22	W	24-21	at Seattle (OT)	62,353	Kubiak	15	35	2.3	10	0
Oct 29	L	24-28	Philadelphia	75,065	Jackson	5	13	2.6	8	0
Nov 5	W	34-7	Pittsburgh	74,739	BRONCOS	554	2092	3.8	40	15
Nov 12	W	16-13	at Kansas City	76,245	OPPONENTS	426	1580	3.7	24	10
Nov 20	W	14-10	at Washington	52,975	RECEIVING	No.	Yds	Avg	LG	TD
Nov 26	W	41-14	Seattle	75,117	Johnson	76	1095	14.4	69	7
Dec 3	L	13-16	at L.A. Raiders (OT)	87,560	Jackson	28	446	15.9	49	2
Dec 10	L	7-14	N.Y. Giants	63,283	Sewell	25	416	16.6	56	3
Dec 16	W	37-0	at Phoenix	56,071	Young	22	402	18.3	47	2
Dec 24	L	16-19	at San Diego	50,524	Humphrey	22	156	7.1	13	1

TEAM STATISTICS	Den	Opp
TOTAL FIRST DOWNS	308	246
Rushing	125	90
Passing	163	142
Penalty	20	14
3rd Down: Made/Att	111/240	73/216
3rd Down Pct.	46.3	33.8
4th Down: Made/Att	2/9	12/24
4th Down Pct.	22.2	50.0
POSSESSION AVG.	32:17	27:43
TOTAL NET YARDS	5093	4407
Avg. Per Game	318.3	275.4
Total Plays	1071	977
Avg. Per Play	4.8	4.5
NET YARDS RUSHING	2092	1580
Avg. Per Game	130.8	98.8
Total Rushes	554	426
NET YARDS PASSING	3001	2827
Avg. Per Game	187.6	176.7
Sacked/Yards Lost	43/351	47/374
Gross Yards	3352	3201
Att./Completions	474/256	504/268
Completion Pct.	54.0	53.2
Had Intercepted	20	21
PUNTS/AVERAGE	80/39.8	84/41.0
NET PUNTING AVG.	33.7	35.0
PENALTIES/YARDS	83/594	102/823
FUMBLES/BALL LOST	26/12	43/22
TOUCHDOWNS	40	25
Rushing	15	10
Passing	21	13
Returns	4	2

SCORE BY PERIODS	1	2	3	4	OT	Total
BRONCOS	84	114	57	104	3	362
OPPONENTS	44	53	50	76	3	226

SCORING	TD	Ru	Pa	Rt	PAT	FG	S	TP
Treadwell	0	0	0	0	39/40	27/33	0	120
Humphrey	8	7	1	0	0/0	0/0	0	48
Johnson	7	0	7	0	0/0	0/0	0	42
Bratton	4	1	3	0	0/0	0/0	0	24
Elway	3	3	0	0	0/0	0/0	0	18
Sewell	3	0	3	0	0/0	0/0	0	18
Alexander	2	2	0	0	0/0	0/0	0	12
Jackson	2	0	2	0	0/0	0/0	0	12
Kay	2	2	0	0	0/0	0/0	0	12
Winder	2	2	0	0	0/0	0/0	0	12
Young	2	0	2	0	0/0	0/0	0	12
Braxton	1	0	1	0	0/0	0/0	0	6
Kragen	1	0	1	0	0/0	0/0	0	6
Mecklenburg	1	0	1	0	0/0	0/0	0	6
Nattiel	1	0	1	0	0/0	0/0	0	6
Robbins	1	0	1	0	0/0	0/0	0	6
Brooks	0	0	0	0	0/0	0/0	1	2
BRONCOS	40	15	21	4	39/40	27/33	1	362
OPPONENTS	25	10	13	2	25/25	17/27	0	226

KICKOFF RETURNS	No.	Yds	Avg	LG	TD
Bell	30	602	20.1	33	0
Carrington	6	152	25.3	68	0
Humphrey	4	86	21.5	29	0
Bratton	2	19	9.5	17	0
Woods	1	17	17.0	17	0
BRONCOS	43	876	20.4	68	0
OPPONENTS	72	1256	17.4	36	0

FIELD GOALS	1-19	20-29	30-39	40-49	50+
Treadwell	3/3	13/14	8/8	3/7	0/1
OPPONENTS	0/0	3/3	5/6	7/14	2/4

Treadwell (41G, 29G) (22G, 33G, 46G, 24G) (38G) (21G, 26G) (46G, 18G, 54N, 27G) (1) (46N, 46N, 27N, 27G) (18G) (26G, 26G) (18G, 27G, 26G) (1) (30G, 25G) (34G, 35G, 42N) (1) (38G, 33G, 35G) (43N, 24G)

PASSING	Att.	Comp.	Yds.	Cmp.%	Yd./Att.	TD	TD%	Int.	Int.%	LG	Sacked	Rating
Elway	416	223	3051	53.6	7.33	18	4.3	18	4.3	69	35/298	73.7
Kubiak	55	32	284	58.2	5.16	2	3.6	2	3.6	22	8/53	69.1
Humphrey	2	1	17	50.0	8.50	1	50.0	0	0.0	17	0/0	118.8
Johnson	1	0	0	0.0	0.00	0	0.0	0	0.0	0	0/0	39.6
BRONCOS	474	256	3352	54.0	7.07	21	4.4	20	4.2	69	43/351	73.7
OPPONENTS	504	268	3201	53.2	6.35	13	2.6	21	4.2	175	47/374	64.1



## 1990 FINAL STATISTICS (5-11)

Head Coach: Dan Reeves AFC West: 5th Home Stadium: Mile High Stadium

Date	W/L	Score	Opponent	Attend.	RUSHING	No.	Yds.	Avg	LG	TD
Sept 9	L	9-14	at L.A. Raiders	54,206	Humphrey	288	1202	4.2	137	7
Sept 17	W	24-23	Kansas City	75,277	Elway	50	258	5.2	21	3
Sept 23	W	34-31	Seattle (OT)	75,290	Winder	42	120	2.9	19	2
Sept 30	L	28-29	at Buffalo	74,393	Bratton	27	82	3.0	10	3
Oct 8	L	29-30	Cleveland	74,814	Ezor	23	81	3.5	15	0
Oct 14	L	17-34	Pittsburgh	74,285	Kubiak	9	52	5.8	18	0
Oct 21	W	22-17	at Indianapolis	29,850	Sewell	17	46	2.7	8	3
Nov 4	L	27-27	at Minnesota	57,331	Jackson	1	28	5.6	116	1
Nov 11	L	7-19	at San Diego	59,557	Porter	1	3	3.0	3	0
Nov 18	L	13-16	Chicago (OT)	75,013	<b>BRONCOS</b>	<b>462</b>	<b>1872</b>	<b>4.1</b>	<b>137</b>	<b>19</b>
Nov 22	L	27-40	at Detroit	73,896	<b>OPPONENTS</b>	<b>456</b>	<b>1963</b>	<b>4.3</b>	<b>162</b>	<b>16</b>
Dec 2	L	27-40	L.A. Raiders	74,162	<b>RECEIVING</b>	<b>No.</b>	<b>Yds</b>	<b>Avg</b>	<b>LG</b>	<b>TD</b>
Dec 9	L	20-31	at Kansas City	74,347	Jackson	57	926	16.2	66	4
Dec 16	W	20-10	San Diego	64,919	Johnson	54	747	13.8	49	3
Dec 23	L	12-17	at Seattle	55,845	Kay	39	282	9.7	22	0
Dec 30	W	22-13	Green Bay	46,943	Bratton	29	276	9.5	63	1

TEAM STATISTICS	Den	Opp
TOTAL FIRST DOWNS	323	306
Rushing	126	110
Passing	170	181
Penalty	27	15
3rd Down: Made/Att	86/207	84/195
3rd Down Pct.	41.5	43.1
4th Down: Made/Att	7/14	7/12
4th Down Pct.	50.0	58.3
POSSESSION AVG.	30:50	29:10
TOTAL NET YARDS	5213	5345
Avg. Per Game	325.8	334.1
Total Plays	1035	969
Avg. Per Play	5.0	5.5
NET YARDS RUSHING	1872	1963
Avg. Per Game	117.0	122.7
Total Rushes	462	456
NET YARDS PASSING	3341	3382
Avg. Per Game	208.8	211.4
Sacked/Yards Lost	46/330	34/289
Gross Yards	3671	3671
Att./Completions	527/305	479/284
Completion Pct.	59.3	59.3
Had Intercepted	18	10
PUNTS/AVERAGE	60/43.5	62/41.4
NET PUNTING AVG.	38.5	35.6
PENALTIES/YARDS	108/775	105/824
FUMBLES/BALL LOST	30/14	36/15
TOUCHDOWNS	36	43
Rushing	19	16
Passing	15	22
Returns	2	5

SCORE BY PERIODS	1	2	3	4	OT	Total
BRONCOS	87	120	46	75	3	331
OPPONENTS	60	85	96	131	3	374

SCORING	TD	Ru	Pa	Rt	PAT	FG	S	TP
Treadwell	0	0	0	0	34/36	25/34	0	109
Humphrey	7	7	0	0	0/0	0/0	0	42
Jackson	5	1	4	0	0/0	0/0	0	30
Bratton	4	3	1	0	0/0	0/0	0	24
Young	4	0	4	0	0/0	0/0	0	24
Elway	3	3	0	0	0/0	0/0	0	18
Johnson	3	0	3	0	0/0	0/0	0	18
Sewell	3	3	0	0	0/0	0/0	0	18
Nattiel	2	0	2	0	0/0	0/0	0	12
Winder	2	2	0	0	0/0	0/0	0	12
Mecklenburg	1	0	0	1	0/0	0/0	1	8
Henderson	1	0	0	1	0/0	0/0	0	6
Sharpe	1	0	0	0	0/0	0/0	0	6
Fletcher	0	0	0	0	0/0	0/0	1	2
<b>BRONCOS</b>	<b>36</b>	<b>19</b>	<b>15</b>	<b>2</b>	<b>34/36</b>	<b>25/34</b>	<b>3</b>	<b>331</b>
<b>OPPONENTS</b>	<b>43</b>	<b>16</b>	<b>22</b>	<b>5</b>	<b>38/43</b>	<b>26/33</b>	<b>0</b>	<b>374</b>

**SACKS:** Fletcher 11.0, Mecklenburg 5.0, Powers 4.0, Holmes 3.0, Brooks 2.0, Galloway 2.0, Krager 2.0, Atwater 1.0, Dennison 1.0, Lucas 1.0, Townsend 1.0. **BRONCOS 34.0, OPPONENTS 46.0.**

PASSING	Att.	Comp.	Yds.	Cmp.%	Yd./Att.	TD	TD%	Int.	Int.%	Sacked	Rating
Elway	502	294	3526	58.6	7.02	15	3.0	14	2.8	66	43/311
Kubiak	22	11	145	50.0	6.59	0	0.0	4	18.2	36	3/19
Humphrey	2	0	0	0.0	0.00	0	0.0	0	0.0	0	0/0
Sewell	1	0	0	0.0	0.00	0	0.0	0	0.0	0	0/0
<b>BRONCOS</b>	<b>527</b>	<b>305</b>	<b>3671</b>	<b>57.9</b>	<b>6.97</b>	<b>15</b>	<b>2.8</b>	<b>18</b>	<b>3.4</b>	<b>66</b>	<b>46/330</b>
<b>OPPONENTS</b>	<b>479</b>	<b>284</b>	<b>3671</b>	<b>59.3</b>	<b>7.66</b>	<b>22</b>	<b>4.6</b>	<b>10</b>	<b>2.1</b>	<b>90</b>	<b>34/289</b>

## 1991 FINAL STATISTICS (12-4)

Head Coach: Dan Reeves AFC West: 1st Home Stadium: Mile High Stadium

Date	W/L	Score	Opponent	Attend.	RUSHING	No.	Yds.	Avg	LG	TD
Sept 1	W	45-14	Cincinnati	72,855	Green	261	1037	4.0	163	4
Sept 8	L	13-16	at L.A. Raiders	48,569	Lewis	99	376	3.8	27	4
Sept 15	W	16-10	Seattle	74,152	Elway	55	255	4.6	117	6
Sept 22	W	27-19	San Diego	73,258	Sewell	50	211	4.2	26	2
Sept 29	W	13-6	at Minnesota	55,031	Perryman	21	45	2.1	6	0
Oct 6	L	14-42	at Houston	59,145	Humphrey	11	33	3.0	7	0
Oct 20	W	19-16	Kansas City	75,866	Jackson	2	18	9.0	21	0
Oct 27	W	9-6	at New England	43,994	Sharpe	1	15	15.0	15	0
Nov 3	W	20-13	Pittsburgh	70,973	Kubiak	3	11	3.7	12	0
Nov 10	L	16-17	L.A. Raiders	75,896	Horan	2	9	4.5	9	0
Nov 17	L	24-20	at Kansas City	74,661	Rivers	2	5	2.5	3	0
Nov 24	W	10-13	at Seattle	60,430	<b>BRONCOS</b>	<b>505</b>	<b>2015</b>	<b>4.0</b>	<b>163</b>	<b>16</b>
Dec 1	W	20-3	New England	67,116	<b>OPPONENTS</b>	<b>411</b>	<b>1794</b>	<b>4.4</b>	<b>49</b>	<b>8</b>
Dec 8	W	17-7	at Cleveland	73,539	<b>RECEIVING</b>	<b>No.</b>	<b>Yds</b>	<b>Avg</b>	<b>LG</b>	<b>TD</b>
Dec 15	W	24-19	Phoenix	74,098	Young	44	629	14.3	152	2
Dec 22	W	17-14	at San Diego	51,449	Sewell	38	436	11.5	60	2

TEAM STATISTICS	Den	Opp
TOTAL FIRST DOWNS	284	242
Rushing	117	81
Passing	150	147
Penalty	17	14
3rd Down: Made/Att	92/223	64/206
3rd Down Pct.	41.3	31.1
4th Down: Made/Att	8/14	7/17
4th Down Pct.	57.1	41.2
POSSESSION AVG.	31:36	28:24
TOTAL NET YARDS	5012	4549
Avg. Per Game	313.3	284.3
Total Plays	1012	939
Avg. Per Play	5.0	4.8
NET YARDS RUSHING	2015	1794
Avg. Per Game	125.9	112.1
Total Rushes	505	411
NET YARDS PASSING	2997	2755
Avg. Per Game	187.3	172.2
Sacked/Yards Lost	46/313	52/346
Gross Yards	3310	3101
Att./Completions	459/246	476/246
Completion Pct.	53.6	51.7
Had Intercepted	12	23
PUNTS/AVERAGE	74/41.2	79/44.5
NET PUNTING AVG.	36.4	39.1
PENALTIES/YARDS	94/715	105/848
FUMBLES/BALL LOST	31/13	26/10
TOUCHDOWNS	32	22
Rushing	16	18
Passing	13	8
Returns	3	2

SCORE BY PERIODS	1	2	3	4	OT	Total
BRONCOS	42	111	71	80	0	304
OPPONENTS	43	77	49	66	0	235

SCORING	TD	Ru	Pa	Rt	PAT	FG	S	TP
Treadwell	0	0	0	0	31/32	27/36	0	112
Elway	6	6	0	0	0/0	0/0	0	36
Green	4	4	0	0	0/0	0/0	0	24
Lewis	4	4	0	0	0/0	0/0	0	24
Sewell	4	2	2	0	0/0	0/0	0	24
V.Johnson	3	0	3	0	0/0	0/0	0	18
Nattiel	2	0	2	0	0/0	0/0	0	12
Young	2	0	2	0	0/0	0/0	0	12
Bratton	1	0	0	1	0/0	0/0	0	6
Dimry	1	0	0	1	0/0	0/0	0	6
Jackson	1	0	1	0	0/0	0/0	0	6
R.Johnson	1	0	1	0	0/0	0/0	0	6
Powers	1	0	0	1	0/0	0/0	0	6
Russell	1	0	1	0	0/0	0/0	0	6
Sharpe	1	0	1	0	0/0	0/0	0	6
<b>BRONCOS</b>	<b>32</b>	<b>16</b>	<b>13</b>	<b>3</b>	<b>31/32</b>	<b>27/36</b>	<b>0</b>	<b>304</b>
<b>OPPONENTS</b>	<b>22</b>	<b>8</b>	<b>12</b>	<b>2</b>	<b>22/22</b>	<b>27/33</b>	<b>0</b>	<b>235</b>

**SACKS:** Fletcher 13.5, Croel 10.0, Mecklenburg 9.0, Holmes 5.0, Krager 3.5, Mills 3.0, Walker 3.0, Powers 2.0, Atwater 1.0, Braxton 1.0, Sochia 1.0. **BRONCOS 52.0, OPPONENTS 46.0.**

PASSING	Att.	Comp.	Yds.	Cmp.%	Yd./Att.	TD	TD%	Int.	Int.%	LG	Sacked	Rating
Elway	451	242	3253	53.7	7.21	13	2.9	12	2.7	71	45/305	75.4
Kubiak	5	3	33	60.0	6.60	0	0.0	0	0.0	14	1/8	79.6
Sewell	3	1	24	33.3	8.00	0	0.0	0	0.0	24	0/0	63.2
<b>BRONCOS</b>	<b>459</b>	<b>246</b>	<b>3310</b>	<b>53.6</b>	<b>7.21</b>	<b>13</b>	<b>2.8</b>	<b>12</b>	<b>2.6</b>	<b>71</b>	<b>46/313</b>	<b>75.3</b>
<b>OPPONENTS</b>	<b>476</b>	<b>246</b>	<b>3101</b>	<b>51.7</b>	<b>6.51</b>	<b>12</b>	<b>2.5</b>	<b>23</b>	<b>4.8</b>	<b>63</b>	<b>52/346</b>	<b>60.6</b>



## 1992 FINAL STATISTICS (8-8)

**Head Coach:** Dan Reeves    **AFC West:** 3rd    **Home Stadium:** Mile High Stadium

Date	W/L	Score	Opponent	Attend.	RUSHING	No.	Yds.	Avg	LG	TD
Sept 6	W	17-13	L.A. Raiders	75,418	Green	161	648	4.0	167	2
Sept 13	W	21-13	San Diego	74,367	Rivers	74	282	3.8	48	3
Sept 20	L	0-30	at Philadelphia	65,833	Lewis	73	268	3.7	22	4
Sept 27	W	12-0	at Cleveland	78,064	Elway	34	94	2.8	9	2
Oct 4	W	20-19	Kansas City	75,629	S. Smith	23	94	4.1	15	0
Oct 12	L	3-34	at Washington	56,371	Marshall	11	56	5.1	16	0
Oct 18	W	27-21	Houston	74,827	Moore	8	39	4.9	11	0
Oct 25	L	21-24	at San Diego	53,576	Maddox	9	20	2.2	11	0
Nov 8	W	27-16	New York Jets	74,678	R. Johnson	2	7	3.5	8	0
Nov 15	W	27-13	New York Giants	75,269	Jackson	3	-1	-3	8	0
Nov 22	L	0-24	at L.A. Raiders	50,011	Perryman	2	-1	-3	1	0
Nov 30	L	13-16	at Seattle (OT)	51,612	Sharpe	2	-6	-3.0	-3	0
Dec 6	L	27-31	Dallas	74,946	<b>BRONCOS</b>	<b>403</b>	<b>1500</b>	<b>3.7</b>	<b>67</b>	<b>11</b>
Dec 12	L	17-27	at Buffalo	71,740	<b>OPPONENTS</b>	<b>489</b>	<b>1963</b>	<b>4.0</b>	<b>37</b>	<b>10</b>
Dec 20	W	10-6	Seattle	72,570	<b>RECEIVING</b>	<b>No.</b>	<b>Yds</b>	<b>Avg</b>	<b>LG</b>	<b>TD</b>
Dec 27	L	20-42	at Kansas City	76,240	Shannon	53	640	12.1	55	2

TEAM STATISTICS		Den	Opp	Jackson	48	745	15.5	357	8
TOTAL FIRST DOWNS		234	283	Rivers	45	449	10.0	371	1
Rushing		84	105	Marshall	26	493	19.0	180	1
Passing		135	156	V. Johnson	24	294	12.3	40	2
Penalty		15	22	Tillman	12	211	17.6	181	1
3rd Down: Made/Att		67/208	81/222	R. Johnson	10	139	13.9	48	0
3rd Down Pct.		32.2	36.5	Green	10	79	7.9	33	0
4th Down: Made/Att		5/11	5/13	Kay	7	56	8.0	15	0
4th Down Pct.		45.5	38.5	Lewis	4	30	7.5	16	0
POSSESSION AVG.		28:14	31:46	Jones	3	17	5.7	16	0
TOTAL NET YARDS		4430	5083	Perryman	2	15	7.5	9	0
Avg. Per Game		276.9	317.7	Young	1	11	11.0	11	0
Total Plays		928	1001	Do. Widell	1	-7	-7.0	-7	0
Avg. Per Play		4.8	5.1						
NET YARDS RUSHING		1500	1903	<b>BRONCOS</b>	<b>258</b>	<b>3312</b>	<b>12.8</b>	<b>187</b>	<b>16</b>
Avg. Per Game		93.8	122.7	<b>OPPONENTS</b>	<b>268</b>	<b>3437</b>	<b>12.8</b>	<b>72</b>	<b>21</b>
Total Rushes		403	489	<b>INTERCEPTIONS</b>	<b>No.</b>	<b>Yds</b>	<b>Avg</b>	<b>LG</b>	<b>TD</b>
NET YARDS PASSING		2930	3120	Henderson	4	79	19.8	146	1
Avg. Per Game		183.1	195.0	D. Smith	4	10	2.5	8	0
Sacked/Yards Lost		52/382	50/317	Braxton	2	54	27.0	40	0
Gross Yards		3312	3437	Atwater	2	22	11.0	22	0
Att./Completions		473/258	462/268	Lang	1	26	26.0	26	0
Completion Pct.		54.5	58.0	Brooks	1	17	17.0	17	0
Had Intercepted		29	15	Dimmy	1	2	2.0	2	0
PUNTS/AVERAGE		85/43.6	78/43.3	<b>BRONCOS</b>	<b>15</b>	<b>210</b>	<b>14.0</b>	<b>146</b>	<b>1</b>
NET PUNTING AVG.		85/37.7	78/36.2	<b>OPPONENTS</b>	<b>29</b>	<b>567</b>	<b>19.6</b>	<b>69</b>	<b>3</b>
PENALTIES/YARDS		98/768	96/715	<b>PUNTING</b>	<b>No.</b>	<b>Yds</b>	<b>Avg</b>	<b>Net</b>	<b>TB</b>
FUMBLES/BALL LOST		29/15	33/16	Horan	37	1681	45.4	40.2	1
TOUCHDOWNS		29	35	Rodriguez	25	1066	42.6	35.4	3
Rushing		11	10	Parker	12	491	40.9	31.9	1
Passing		16	21	Daluso	10	467	46.7	40.7	2
Returns		2	4		<b>85</b>	<b>3705</b>	<b>43.7</b>	<b>6</b>	<b>12</b>

SCORE BY PERIODS	1	2	3	4	OT	Total	OPPONENTS	78	3380	43.3	36.2	10	19	73	1
BRONCOS	61	40	63	98	0	262	PUNT RETURNS	Ret	FC	Yds	Avg	LG	TD		
OPPONENTS	51	121	74	80	3	329	Marshall	33	16	349	10.6	47	0		

SCORING	TD	Ru	Pa	Rt	PAT	FG	S	TP	BRONCOS OPPONENTS	34	16	353	10.4	47	0
Treadwell	0	0	0	0	28/28	20/24	0	88		39	16	382	9.8	42	0
Jackson	8	0	8	0	0/0	0/0	0	48	KICKOFF RETURNS	No.	Yds	Avg	LG	TD	
Lewis	4	4	0	0	0/0	0/0	0	24	Green	5	76	15.2	20	0	
Rivers	4	3	1	0	0/0	0/0	0	24	R. Johnson	2	47	23.5	34	0	
Elway	2	2	0	0	0/0	0/0	0	12	Marshall	8	132	16.5	21	0	
Green	2	2	0	0	0/0	0/0	0	12	Montgomery	21	466	22.2	64	0	
V. Johnson	2	0	2	0	0/0	0/0	0	12	Oliver	1	20	20.0	20	0	
Sharpe	2	0	2	0	0/0	0/0	0	12	Robinson	4	89	22.3	26	0	
Brooks	1	0	0	1	0/0	0/0	0	6	Russell	7	154	22.0	33	0	
Henderson	1	0	0	1	0/0	0/0	0	6	S. Smith	2	31	15.5	21	0	
R. Johnson	1	0	1	0	0/0	0/0	0	6	Traylor	1	13	13.0	13	0	
Marshall	1	0	1	0	0/0	0/0	0	6	BRONCOS OPPONENTS	51	1028	20.2	64	0	
Tillman	1	0	0	1	0/0	0/0	0	6		13	254	19.5	47	0	
Daluso	0	0	0	0	0/0	0/1	0	0	FIELD GOALS	1-19	20-29	30-39	40-49	50+	
BRONCOS OPPONENTS	29	11	16	2	28/29	20/25	0	262	Treadwell	1/1	9/10	6/8	4/5	0/0	
	35	10	21	4	35/35	28/38	0	329							

**SACKS:** Fletcher 16.0, Mecklenburg 7.5, Dronett 6.5, Kragen 5.5, Croel 5.0, Mills 2.0, Sochia 1.5, Walker 1.5, Atwater 1.0, Lang 1.0, Traylor 1.0, Holmes 0.5. **BRONCOS 50.0. OPPONENTS 52.0**

PASSING	Att.	Comp.	Yds.	Cmp.%	Yd./Att.	TD	TD%	Int.	Int.%	LG	Sacked	Rating
Elway	126	174	2242	55.1	7.09	10	3.2	17	5.4	180	36/272	65.4
Maddox	31	66	757	54.5	6.26	5	4.1	9	7.4	38	10/60	56.4
Moore	34	17	232	50.0	6.82	0	0.0	3	8.8	40	6/50	35.4
Lewis	1	0	0	0.0	0.0	0	0.0	0	0.0	0	0/0	39.6
Marshall	1	1	81	100.0	81.00	1	100.0	0	0.0	181	0/0	158.3
<b>BRONCOS</b>	<b>473</b>	<b>258</b>	<b>3312</b>	<b>54.5</b>	<b>7.00</b>	<b>16</b>	<b>3.4</b>	<b>29</b>	<b>6.1</b>	<b>181</b>	<b>52/382</b>	<b>62.4</b>
<b>OPPONENTS</b>	<b>462</b>	<b>268</b>	<b>3437</b>	<b>58.0</b>	<b>7.44</b>	<b>21</b>	<b>4.5</b>	<b>15</b>	<b>3.2</b>	<b>72</b>	<b>50/317</b>	<b>83.0</b>



## 1993 FINAL STATISTICS (9-7)

**Head Coach:** Wade Phillips    **AFC West:** 3rd    **Home Stadium:** Mile High Stadium

Date	W/L	Score	Opponent	Attend.	RUSHING	No.	Yds.	Avg	LG	TD
Sept 5	W	26-20	at New York Jets	68,130	Bernstine	223	816	3.7	24	4
Sept 12	W	34-17	San Diego	75,074	Delpino	131	445	3.4	18	8
Sept 20	L	7-15	at Kansas City	78,453	Milburn	52	231	4.4	26	0
Oct 3	W	35-13	Indianapolis	74,953	Elway	44	153	3.5	18	0
Oct 10	L	27-30	at Green Bay	58,943	Rivers	15	50	3.3	14	1
Oct 18	L	20-23	L. A. Raiders	75,712	Roen	2	0	0.0	0	0
Oct 31	W	28-17	Seattle	73,644	Maddox	2	-2	-1.0	-1	0
Nov 7	W	29-14	at Cleveland	77,818	<b>BRONCOS</b>	<b>468</b>	<b>1693</b>	<b>3.6</b>	<b>26</b>	<b>13</b>
Nov 14	L	23-26	Minnesota	67,329	<b>OPPONENTS</b>	<b>397</b>	<b>1418</b>	<b>3.6</b>	<b>28</b>	<b>6</b>
Nov 21	W	37-13	Pittsburgh	74,840						
Nov 28	W	17-9	at Seattle	57,812	<b>RECEIVING</b>	<b>No.</b>	<b>Yds</b>	<b>Avg</b>	<b>LG</b>	<b>TD</b>
Dec 5	L	10-13	at San Diego	60,233	Sharpe	81	995	12.3	63	9
Dec 12	W	27-21	Kansas City	75,822	Russell	44	719	16.3	43	3
Dec 18	W	13-3	at Chicago	53,056	Bernstine	44	372	8.5	41	0
Dec 26	L	10-17	Tampa Bay	73,434	Milburn	38	300	7.9	50	3
Jan 2	L	30-33	at L.A. Raiders (OT)	66,904	Johnson, V.	36	517	14.4	56	3

TEAM STATISTICS		Den	Opp	Delphino	Johnson, R.	Tillman	Kimbrough	Rivers	Taylor, C.	Wyman	BRONCOS	OPPONENTS
TOTAL FIRST DOWNS		327	280	26	195	12.5	25	0	28	1.0	16	27
Rushing		105	86	17	193	11.4	30	2	18	1.0	63	27
Passing		187	181	8	79	9.9	16	0	28	1.0	16	27
Penalty		35	13	6	59	9.8	17	1	1	1.0	16	27
3rd Down: Made/Att		98/225	71/215	1	28	28.0	28	0	1	1.0	16	27
4th Down Pct		43.6	33.0	3	1	1.0	1	0	1	1.0	16	27
4th Down: Made/Att		2/11	8/17	0	0	0.0	0	0	0	0.0	16	27
4th Down Pct		18.2	47.1	350	4061	11.6	63	27	314	3969	12.6	174

POSSESSION AVG.	31.23	28.37						
TOTAL NET YARDS	5461	5149	INTERCEPTIONS	No.	Yds	Avg	LG	TD
Avg. Per Game	341.3	321.8	Smith	3	57	19.0	36	0
Total Plays	1060	1005	Braxton	3	37	12.3	25	0
Avg. Per Play	5.2	5.1	Atwater	2	81	40.5	68	0

Avg. Per Game	1693	1418	Arwacht	2	37	-6.5	53
NET YARDS RUSHING			Dronett	2	13	6.5	7
Avg. Per Game	105.8	88.6	Lang	2	4	2.0	4
Total Rushes	468	397	Croel	1	22	22.0	t22

NET YARDS PASSING	3768	3731	F. Robinson	1	13	13.0	13	0
Avg. Per Game	235.5	233.2	Wyman	1	9	9.0	9	0
Sacked/Yards Lost	39/293	46/238	Bradford	1	0	0.0	0	0

Gross Yards	4061	3969	Dimry	1	0	0.0	0	0
Att./Completions	553/350	562/314	Hall	1	0	0.0	0	0
Completion Pct.	63.3	55.9	<b>BRONCOS</b>	<b>18</b>	<b>236</b>	<b>13.1</b>	<b>68</b>	<b>1</b>

PUNTS/AVERAGE	68/44.4	81/43.7
NET PUNTING AVG.	68/37.1	81/36.0
PENALTIES/YARDS	112/922	128/962

FUMBLES/BALL LOST	112/922	1207/302	TEAM	68	3017	44.4	37.1	8	17	62	1
TOUCHDOWNS	29/18	27/13	OPPONENTS	81	3541	43.7	36.0	10	22	61	2
Rushing	42	27									
	13	6									

Passing Returns	27	21	<b>PUNT RETURNS</b>	Ret	FC	Yds	Avg	LG	TD
	2	0	Milburn	41	11	425	10.6	54	0
			Bradford	1	0	0	0.0	0	0

SCORE BY PERIODS	1	2	3	4	OT	Total	BRONCOS	41	11	425	10.4	54	0
BRONCOS	66	147	91	69	0	373	OPPONENTS	33	8	337	10.2	37	0
OPPONENTS	53	82	62	84	3	284	KICKOFF RETURNS	No					

SCORING	TD	Ru	Pa	Rt	PAT	FG	S	TP	KICKOFF RETURNS	NO.	YDS	AVG	LG	TD
Elam	0	0	0	0	41/42	26/35	0	119	Russell	18	374	20.8	49	0
Shayne	0	0	0	0	0/0	0/0	0	54	Milburn	12	188	15.7	26	0
									Deloigne	7	146	20.9	49	0

Delpino	8	8	0	0	0/0	0/0	0	48	Meeks	1	9	9.0	9	0
Johnson, V.	5	0	5	0	0/0	0/0	0	30	Sharpe	1	0	0.0	0	0
Bernstine	4	4	0	0	0/0	0/0	0	24	<b>BRONCOS</b>	<b>39</b>	<b>717</b>	<b>18.4</b>	<b>49</b>	<b>0</b>

Russell	4	0	3	1	0/0	0/0	0	24	OPPONENTS	63	1119	17.8	68	0
Milburn	3	0	3	0	0/0	0/0	0	18						
Rivers	2	1	1	0	0/0	0/0	1	14	FIELD GOALS	1-19	20-29	30-39	40-49	50+

Marshall	2	0	2	0	0/0	0/0	0	12	Elam	0/0	11/12	7/7	4/10	4/6
Tillman	2	0	2	0	0/0	0/0	0	12	<b>OPPONENTS</b>	<b>1/1</b>	<b>8/8</b>	<b>10/10</b>	<b>8/12</b>	<b>4/5</b>
Croel	1	0	0	1	0/0	0/0	0	6						
Johnson, B.	1	0	0	0	0/0	0/0	0	6	Elam (296 296 296 416) (296 546) 4 (53N) (476 376)					

Johnson, R.	1	0	0	0	0/0	0/0	0	6	Elim.	(20G,30G,30G,41G)(20G,34G)(7133N)(47G,37G)
Wyman	1	0	1	0	0/0	0/0	0	6		(40G,42N,37G)(47N)(22G,38G)(26B,53G)(48G,27G,28G)
<b>BRONCOS</b>	<b>42</b>	<b>13</b>	<b>27</b>	<b>2</b>	<b>41/42</b>	<b>26/35</b>	<b>1</b>	<b>373</b>		(25G,40N)(30G,42N)(36G,53G)(29G,24G,41N)(51N,24G)
<b>OPPONENTS</b>	<b>27</b>	<b>6</b>	<b>21</b>	<b>0</b>	<b>27/27</b>	<b>31/36</b>	<b>1</b>	<b>284</b>		(52G,24G,27G,40N)

**SACKS:** Fletcher 13.5, Mecklenburg 9.0, Dronett 7.0, Croel 5.0, J. Robinson 3.5, Kragen 3.0, Wyman 2.0, Atwater 1.0, Oshodin 1.0, Williams 1.0. **BRONCOS 46.0. OPPONENTS 39.0.**

PASSING	Att.	Comp.	Yds.	Cmp.%	Yd./Att.	TD	TD%	Int.	Int.%	LG	Sacked	Rating
Elway	551	348	4030	63.2	7.31	25	4.5	10	1.8	63	39/293	92.8
Maddox	1	1	1	100.0	1.00	1	100.0	0	0.0	t1	0/0	118.8
Marshall	1	1	30	100.0	30.00	1	100.0	0	0.0	t30	0/0	158.3
BRONCOS	553	350	4061	63.3	7.34	27	4.9	10	1.8	63	39/293	94.2
OPPONENTS	562	314	3969	55.9	7.06	21	3.7	18	3.2	174	46/238	77.2

# 1994 FINAL STATISTICS (7-9)

Head Coach: Wade Phillips    AFC West: 4th    Home Stadium: Mile High Stadium

Date	W/L	Score	Opponent	Attend.	RUSHING	No.	Yds.	Avg	LG	TD
Sept 4	L	34-37	San Diego	74,032	L. Russell	190	620	3.3	22t	9
Sept 11	L	22-25	at N.Y. Jets (OT)	73,436	Elway	58	235	4.1	22	4
Sept 18	L	16-48	L.A. Raiders	75,764	Milburn	58	201	3.5	20	1
Sept 26	L	20-27	at Buffalo	75,373	Clark	56	168	3.0	12	3
Oct 9	W	16-9	at Seattle	63,872	Bernstine	17	91	5.4	24	0
Oct 17	L	28-31	Kansas City	75,151	Rivers	43	83	1.9	11	2
Oct 23	W	20-15	at San Diego	61,626	Millen	5	57	11.4	24	0
Oct 30	W	26-14	Cleveland	73,190	Campbell	2	6	3.0	6	0
Nov 6	L	21-27	at L.A. Rams	48,103	D. Russell	1	6	6.0	6	0
Nov 13	W	17-10	Seattle	71,290	Miller	1	3	3.0	3	0
Nov 20	W	32-28	Atlanta	70,594	<b>BRONCOS</b>	<b>431</b>	<b>1470</b>	<b>3.4</b>	<b>24</b>	<b>19</b>
Nov 27	W	15-13	Cincinnati	69,714	<b>OPPONENTS</b>	<b>432</b>	<b>1752</b>	<b>4.1</b>	<b>36</b>	<b>12</b>
Dec 4	W	20-17	at Kansas City (OT)	77,631	<b>RECEIVING</b>	<b>No.</b>	<b>Yds</b>	<b>Avg</b>	<b>LG</b>	<b>TD</b>
Dec 11	L	13-23	at L.A. Raiders	60,016	Sharpe	87	1010	11.6	44	4
Dec 17	L	19-42	at San Francisco	64,884	Milburn	77	549	7.1	33	3
Dec 24	L	28-30	New Orleans	64,445	Miller	60	1107	18.5	76	5

TEAM STATISTICS	Den	Opp
TOTAL FIRST DOWNS	346	303
Rushing	101	103
Passing	202	182
Penalty	43	18
3rd Down: Made/Att	87/231	86/217
3rd Down Pct.	37.7	39.6
4th Down: Made/Att	7/17	3/10
4th Down Pct.	41.2	30.0
POSSESSION AVG.	30:58	29:02
TOTAL NET YARDS	5487	5907
Avg. Per Game	342.9	369.2
Total Plays	1112	1023
Avg. Per Play	4.9	5.8
NET YARDS RUSHING	1470	1752
Avg. Per Game	91.9	109.5
Total Rushes	431	432
NET YARDS PASSING	4017	4155
Avg. Per Game	251.1	259.7
Sacked/Yards Lost	55/366	23/141
Gross Yards	4383	4296
Att./Completions	626/388	568/322
Completion Pct.	62.0	56.7
Had Intercepted	13	12
PUNTS/AVERAGE	76/42.9	76/43.5
NET PUNTING AVG.	76/37.1	76/35.8
PENALTIES/YARDS	101/865	134/1031
FUMBLES/BALL LOST	27/18	24/14
TOUCHDOWNS	37	43
Rushing	19	12
Passing	18	28
Returns	0	3

SCORE BY PERIODS	1	2	3	4	OT	Total
BRONCOS	53	96	102	93	3	347
OPPONENTS	64	148	77	104	3	396

SCORING	TD	Ru	Pa	Rt	PAT	FG	S	TP
Elam	0	0	0	0	29/29	30/37	0	119
L. Russell	9	9	0	0	0/0	0/0	0	54
Miller	5	0	5	0	0/0	0/0	0	32
Sharpe	4	0	4	0	0/0	0/0	0	28
Elway	4	4	0	0	0/0	0/0	0	24
Milburn	4	1	3	0	0/0	0/0	0	24
Clark	3	3	0	0	0/0	0/0	0	18
Evans	2	0	2	0	0/0	0/0	0	12
Rivers	2	2	0	0	0/0	0/0	0	12
Campbell	1	0	1	0	0/0	0/0	0	6
Pritchard	1	0	1	0	0/0	0/0	0	6
D. Russell	1	0	1	0	0/0	0/0	0	6
Tillman	1	0	1	0	0/0	0/0	0	6
<b>BRONCOS</b>	<b>37</b>	<b>19</b>	<b>18</b>	<b>0</b>	<b>29/29</b>	<b>30/37</b>	<b>0</b>	<b>347</b>
<b>OPPONENTS</b>	<b>43</b>	<b>12</b>	<b>28</b>	<b>3</b>	<b>35/35</b>	<b>31/37</b>	<b>0</b>	<b>396</b>

2pt. conversions: Sharpe 2, Miller. **TEAM 3-8, OPPONENTS 5-8.**

**SACKS:** Fletcher 7.0, Dronett 6.0, Washington 2.5, Hasselbach 2.0, Mecklenburg 1.5, Alexander 1.0, Bradford 1.0, Robinson 1.0, D. Smith 1.0. **BRONCOS 23.0, OPPONENTS 55.0.**

PASSING	Att.	Comp.	Yds.	Cmp.%	Yd./Att.	TD	TD%	Int.	Int.%	LG	Sacked	Rating
Elway	494	307	3490	62.1	7.06	16	3.2	10	2.0	63	46/303	85.7
Millen	131	81	893	61.8	6.82	2	1.5	3	2.3	76	9/63	77.6
Rivers	1	0	0	0.0	0.00	0	0.0	0	0.0	0	0/0	39.6
<b>BRONCOS</b>	<b>626</b>	<b>388</b>	<b>4383</b>	<b>62.0</b>	<b>7.00</b>	<b>18</b>	<b>2.9</b>	<b>13</b>	<b>2.1</b>	<b>76</b>	<b>55/366</b>	<b>83.8</b>
<b>OPPONENTS</b>	<b>568</b>	<b>322</b>	<b>4296</b>	<b>56.7</b>	<b>7.56</b>	<b>28</b>	<b>4.9</b>	<b>12</b>	<b>2.1</b>	<b>75t</b>	<b>23/141</b>	<b>88.5</b>

# 1995 FINAL STATISTICS (8-8)

Head Coach: Mike Shanahan    AFC West: 4th    Home Stadium: Mile High Stadium

Date	W/L	Score	Opponent	Attend.	RUSHING	No.	Yds.	Avg	LG	TD
Sept 3	W	22-7	Buffalo	75,157	Davis	237	1117	4.7	60t	7
Sept 10	L	21-31	at Dallas	64,578	Craver	73	333	4.6	23	5
Sept 17	W	38-31	Washington	71,930	Milburn	49	266	5.4	29	0
Sept 24	L	6-17	at San Diego	58,978	Elway	41	176	4.3	25	1
Oct 1	L	10-27	at Seattle	49,914	Bernstine	23	76	3.3	18	1
Oct 8	W	37-3	at New England	60,074	Pritchard	6	17	2.8	9	0
Oct 16	W	27-0	Oakland	75,491	Millen	3	8	2.7	7	0
Oct 22	L	7-21	Kansas City	71,044	Miller	1	5	5.0	5	0
Nov 5	W	38-6	Arizona	71,488	Rivers	2	2	1.0	1	0
Nov 12	L	13-31	at Philadelphia	60,842	McCaffrey	1	-1	-1.0	-1	0
Nov 19	W	30-27	San Diego	74,681	Musgrave	4	-4	-1.0	0	0
Nov 26	L	33-42	at Houston	36,113	<b>BRONCOS</b>	<b>440</b>	<b>1995</b>	<b>4.5</b>	<b>60t</b>	<b>14</b>
Dec 3	W	31-23	Jacksonville	72,231	<b>OPPONENTS</b>	<b>451</b>	<b>1895</b>	<b>4.2</b>	<b>74t</b>	<b>19</b>
Dec 10	L	27-31	Seattle	71,488	<b>RECEIVING</b>	<b>No.</b>	<b>Yds</b>	<b>Avg</b>	<b>LG</b>	<b>TD</b>
Dec 17	L	17-20	at Kansas City	75,061	Sharpe	63	756	12.0	49	4
Dec 24	W	31-28	at Oakland	50,074	Miller	59	1079	18.3	62t	14

TEAM STATISTICS	Den	Opp
TOTAL FIRST DOWNS	344	322
Rushing	114	114
Passing	205	186
Penalty	25	22
3rd Down: Made/Att	89/207	92/212
3rd Down Pct.	43.0	43.4
4th Down: Made/Att	8/18	10/21
4th Down Pct.	44.4	47.6
POSSESSION AVG.	30:09	29:51
TOTAL NET YARDS	6040	5193
Avg. Per Game	377.5	324.6
Total Plays	1060	1010
Avg. Per Play	5.7	5.1
NET YARDS RUSHING	1995	1895
Avg. Per Game	124.7	118.4
Total Rushes	440	451
NET YARDS PASSING	4045	3298
Avg. Per Game	252.8	206.1
Sacked/Yards Lost	26/215	30/220
Gross Yards	4260	3518
Att./Completions	594/350	529/297
Completion Pct.	58.9	56.1
Had Intercepted	14	8
PUNTS/AVERAGE	54/40.9	76/42.8
NET PUNTING AVG.	54/37.3	76/34.9
PENALTIES/YARDS	103/848	103/848
FUMBLES/BALL LOST	25/16	20/13
TOUCHDOWNS	42	44
Rushing	14	19
Passing	27	20
Returns	1	5

SCORE BY PERIODS	1	2	3	4	OT	Total
BRONCOS	96	137	64	91	—	388
OPPONENTS	72	103	68	102	—	345

SCORING	TD	Ru	Pa	Rt	PAT	FG	S	TP
Elam	0	0	0	0	39/39	31/38	0	132
Miller	14	0	14	0	0/0	0/0	0	84
Davis	8	7	1	0	0/0	0/0	0	48
Craver	6	5	1	0	0/0	0/0	0	36
Sharpe	4	0	4	0	0/0	0/0	0	24
Pritchard	3	0	3	0	0/0	0/0	0	18
McCaffrey	2	0	2	0	0/0	0/0	0	14
Elway	1	1	0	0	0/0	0/0	0	14
Bernstine	1	1	0	0	0/0	0/0	0	6
Evans	1	0	1	0	0/0	0/0	0	6
Smith	1	0	1	0	0/0	0/0	0	6
Crockett	1	0	0	1	0/0	0/0	0	6
<b>BRONCOS</b>	<b>42</b>	<b>14</b>	<b>27</b>	<b>1</b>	<b>39/39</b>	<b>31/38</b>	<b>0</b>	<b>388</b>
<b>OPPONENTS</b>	<b>44</b>	<b>19</b>	<b>20</b>	<b>5</b>	<b>42/42</b>	<b>13/19</b>	<b>0</b>	<b>345</b>

2pt. conversion: Elway, McCaffrey. **TEAM 2-3, OPPONENTS 0-2.**

**SACKS:** Perry 6.0, Fletcher 5.0, Hasselbach 4.0, Crockett 3.0, Cadrez 2.0, Dronett 2.0, Williams 2.0, Aldridge 1.5, Burns 1.5, Jones 1.0, Robinson 1.0, Alexander 0.5, Wilson 0.5. **BRONCOS 30.0, OPPONENTS 26.0.**

PASSING	Att.	Comp.	Yds.	Cmp.%	Yd./Att.	TD	TD%	Int.	Int.%	LG	Sacked	Rating
Elway	542	316	3970	58.3	7.32	26	4.8	14	2.6	62t	22/180	86.4
Millen	40	26	197	65.0	4.93	1	2.5	0	0.0	18	4/32	85.1
Musgrave	12	8	93	66.7	7.75	0	0.0	0	0.0	23	0/0	89.9
<b>BRONCOS</b>	<b>594</b>	<b>350</b>	<b>4260</b>	<b>58.9</b>	<b>7.17</b>	<b>27</b>	<b>4.5</b>	<b>14</b>	<b>2.4</b>	<b>62t</b>	<b>26/215</b>	<b>86.4</b>
<b>OPPONENTS</b>	<b>529</b>	<b>297</b>	<b>3518</b>	<b>56.1</b>	<b>6.65</b>	<b>20</b>	<b>3.8</b>	<b>8</b>	<b>1.5</b>	<b>57</b>	<b>30/220</b>	<b>82.9</b>



## 1996 FINAL STATISTICS (13-3)

Head Coach: Mike Shanahan AFC West: 1st Home Stadium: Mile High Stadium

Date	W/L	Score	Opponent	Attend.	RUSHING	No.	Yds.	Avg	LG	TD
Sept 1	W	31-6	New York Jets	70,595	Davis	345	1538	4.5	71t	13
Sept 8	W	30-20	at Seattle	43,671	Hebron	49	262	5.3	47	0
Sept 15	W	27-23	Tampa Bay	71,535	Elway	50	249	5.0	22	4
Sept 22	L	14-17	at Kansas City	79,439	Craver	59	232	3.9	28	2
Sept 29	W	14-10	at Cincinnati	51,798	Lewis	4	39	9.8	18	0
Oct 6	W	28-17	San Diego	75,058	Miller	3	39	13.0	26t	1
Oct 20	W	45-34	Baltimore	70,453	Rivers	2	6	3.0	3	0
Oct 27	W	34-7	Kansas City	75,652	R. Smith	1	1	1.0	1	0
Nov 4	W	22-21	at Oakland	61,179	Musgrave	12	-4	-0.3	6	0
Nov 10	W	17-12	Chicago	75,555	<b>BRONCOS</b>	525	2362	4.5	71t	20
Nov 17	W	34-8	at New England	59,452	<b>OPPONENTS</b>	345	1331	3.9	56	5
Nov 24	W	21-17	at Minnesota	59,142						
Dec 1	W	34-7	Seattle	74,982	<b>RECEIVING</b>	<b>No.</b>	<b>Yds</b>	<b>Avg</b>	<b>LG</b>	<b>TD</b>
Dec 8	L	6-41	at Green Bay	60,712	Sharpe	80	1062	13.3	51	10
Dec 15	W	24-19	Oakland	75,466	Miller	56	735	13.1	46	3
Dec 22	L	10-16	at San Diego	46,801	McCaffrey	48	553	11.5	39t	7
					Craver	39	297	7.6	39t	1

### TEAM STATISTICS

#### TOTAL FIRST DOWNS

Rushing 134

Passing 180

Penalty 22

3rd Down: Made/Att 112/229

3rd Down Pct. 48.9

4th Down: Made/Att 6/11

4th Down Pct. 54.5

POSSESSION AVG. 33:17

TOTAL NET YARDS 5791

Avg. Per Game 361.9

Total Plays 1092

Avg. Per Play 5.3

NET YARDS RUSHING 2362

Avg. Per Game 147.6

Total Rushes 525

NET YARDS PASSING 3429

Avg. Per Game 214.3

Sacked/Yards Lost 31/233

Gross Yards 3662

Att./Completions 536/327

Completion Pct. 61.0

Had Intercepted 17

PUNTS/AVERAGE 65/41.8

NET PUNTING AVG. 65/36.2

PENALTIES/YARDS 109/949

FUMBLES/BALL LOST 27/15

TOUCHDOWNS 47

Rushing 20

Passing 26

Returns 1

**SACKS:** A. Williams 13.0, Geathers 5.0, Tanuvasa 5.0, Crockett 4.0, Perry 3.5, Romanowski 3.0, Hasselbach 2.0, Lodish 1.5, Mobley 1.5, D. Williams 1.0, Robinson 0.5. **BRONCOS 40.0, OPPONENTS 31.0.**

PASSING	Att.	Comp.	Yds.	Cmp.%	Yd./Att.	TD	TD%	Int.	Int.%	LG	Sacked	Rating
Elway	466	287	3328	61.6	7.14	26	5.6	14	3.0	51	26/194	89.2
Musgrave	52	31	276	59.6	5.31	0	0.0	2	3.8	46	4/32	57.9
Lewis	17	9	58	52.9	3.41	0	0.0	1	5.9	11	1/7	35.9
Craver	1	0	0	0.0	0.00	0	0.0	0	0.0	0	0/0	39.6
<b>BRONCOS</b>	<b>536</b>	<b>327</b>	<b>3662</b>	<b>61.0</b>	<b>6.83</b>	<b>26</b>	<b>4.9</b>	<b>17</b>	<b>3.2</b>	<b>51</b>	<b>31/233</b>	<b>84.3</b>
<b>OPPONENTS</b>	<b>566</b>	<b>302</b>	<b>3413</b>	<b>53.4</b>	<b>6.03</b>	<b>22</b>	<b>3.9</b>	<b>23</b>	<b>4.1</b>	<b>51t</b>	<b>40/274</b>	<b>67.7</b>

## 1997 FINAL STATISTICS (12-4)

Head Coach: Mike Shanahan AFC West: 2nd Home Stadium: Mile High Stadium

Date	W/L	Score	OT	Opponent	Attendance	RUSHING	No.	Yds	Avg	LG	TD
Aug 31	W	19-3		Kansas City	75,600	Davis	369	1750	4.7	50t	15
Sept 7	W	35-14		at Seattle	55,859	Hebron	49	222	4.5	46	1
Sept 14	W	35-14		St. Louis	74,338	Elway	50	218	4.4	23	1
Sept 21	W	38-20		Cincinnati	73,871	Loville	25	124	5.0	17	1
Sept 28	W	29-21		at Atlanta	48,211	Griffith	9	34	3.8	9	0
Oct 6	W	34-13		New England	75,821	R. Smith	5	16	3.2	21	0
Oct 19	L	25-28		at Oakland	57,006	D. Smith	4	10	2.5	11	0
Oct 26	W	23-20	OT	at Buffalo	78,458	Brister	4	2	0.5	2	0
Nov 2	W	30-27		Seattle	74,212	Lewis	5	2	0.4	5	0
Nov 9	W	34-0		Carolina	71,408	<b>BRONCOS</b>	520	2378	4.6	50t	18
Nov 16	L	22-24		at Kansas City	77,963	<b>OPPONENTS</b>	381	1803	4.7	83t	10
Nov 24	W	31-3		Oakland	75,307						
Nov 30	W	38-28		at San Diego	54,245	<b>RECEIVING</b>	<b>No.</b>	<b>Yds</b>	<b>Avg</b>	<b>LG</b>	<b>TD</b>
Dec 7	L	24-35		at Pittsburgh	59,739	Sharpe	72	1107	15.4	68t	3
Dec 15	L	17-34		at San Francisco	68,461	R. Smith	70	1180	16.9	78	12
Dec 21	W	38-3		San Diego	69,632	McCaffrey	45	590	13.1	35	8

### TEAM STATISTICS

#### TOTAL FIRST DOWNS

Rushing 138

Passing 172

Penalty 30

3rd Down: Made/Att 92/217

3rd Down Pct. 42.4

4th Down: Made/Att 7/16

4th Down Pct. 43.8

POSSESSION AVG. 32:07

TOTAL NET YARDS 5872

Avg. Per Game 367.0

Total Plays 1068

Avg. Per Play 5.5

NET YARDS RUSHING 2378

Avg. Per Game 148.6

Total Rushes 520

NET YARDS PASSING 3494

Avg. Per Game 218.4

Sacked/Yards Lost 35/210

Gross Yards 3704

Att./Completions 513/287

Completion Pct. 55.9

Had Intercepted 11

PUNTS/AVERAGE 60/43.3

NET PUNTING AVG. 60/38.1

PENALTIES/YDS. 116/1006

FUMBLES/LOST 25/10

TOUCHDOWNS 55

Rushing 18

Passing 27

Returns 10

**2pt. conversion:** Davis 3, Sharpe, **TEAM 4-5, OPPONENTS 0-0**

**SACKS:** N. Smith 8.5, Tanuvasa 8.5, Williams 8.5, Mobley 4.0, Gordon 2.0, Pryce 2.0, Romanowski 2.0, Traylor 2.0, Hasselbach 1.5, Atwater 1.0, Lodish 1.0, McKyer 1.0, Braxton 0.5, Richie 0.5, **BRONCOS 44.0, OPPONENTS 35.0**

PASSING	Att.	Comp.	Yds.	Cmp%	Yds/Att.	TD	TD%	Int	Int%	LG	Sacked	Rating
Elway	502	280	3635	55.8	7.24	27	5.4	11	2.2	78	34/203	87.5
Brister	9	6	48	66.7	5.33	0	0.0	0	0.0	15	0/0	79.9
Lewis	2	1	21	50.0	10.50	0	0.0	0	0.0	21	1/7	87.5
<b>BRONCOS</b>	<b>513</b>	<b>287</b>	<b>3704</b>	<b>55.9</b>	<b>7.22</b>	<b>27</b>	<b>5.3</b>	<b>11</b>	<b>2.1</b>	<b>78</b>	<b>35/210</b>	<b>87.4</b>
<b>OPPONENTS</b>	<b>526</b>	<b>290</b>	<b>3166</b>	<b>55.1</b>	<b>6.02</b>	<b>20</b>	<b>3.8</b>	<b>18</b>	<b>3.4</b>	<b>69t</b>	<b>44/298</b>	<b>71.5</b>

## 1998 FINAL STATISTICS (14-2)

Head Coach: Mike Shanahan AFC West: 1st Home Stadium: Mile High Stadium

Date	W-L	Score	Opponent	Attendance	RUSHING	No.	Yds	Avg	Long	TD
Sep 7	W	27-21	New England	74,745	Davis	392	2008	5.1	70	21
Sep 13	W	42-23	Dallas	75,013	Loville	53	161	3.0	12	2
Sep 20	W	34-17	at Oakland	56,578	Brister	19	102	5.4	38t	1
Sep 27	W	38-16	at Washington	71,880	Elway	37	94	2.5	16	1
Oct 4	W	41-16	Philadelphia	73,218	R. Smith	6	63	10.5	37	0
Oct 11	W	21-16	at Seattle	66,258	Hebron	9	31	3.4	8	1
Oct 25	W	37-24	Jacksonville	75,217	Griffith	4	13	3.3	16	0
Nov 1	W	33-26	at Cincinnati	59,974	Rouen	1	0	0.0	0	0
Nov 8	W	27-10	San Diego	74,925	Griese	4	-4	-1.0	0	0
Nov 16	W	30-7	at Kansas City	78,100	<b>BRONCOS</b>	<b>525</b>	<b>2468</b>	<b>4.7</b>	<b>70</b>	<b>26</b>
Nov 22	W	40-14	Oakland	75,325	<b>OPPONENTS</b>	<b>356</b>	<b>1287</b>	<b>3.6</b>	<b>45</b>	<b>8</b>
Nov 29	W	31-16	at San Diego	66,532	<b>RECEIVING</b>	<b>No.</b>	<b>Yds</b>	<b>Avg</b>	<b>Long</b>	<b>TD</b>
Dec 6	W	35-31	Kansas City	74,962	R. Smith	86	1222	14.2	58	6
Dec 13	L	16-20	at New York Giants	72,336	McCauffrey	64	1053	16.5	48	10
Dec 21	L	21-31	at Miami	74,363	Sharpe	64	768	12.0	38t	10
Dec 27	W	28-21	Seattle	74,057	Davis	25	217	8.7	35	2

### TEAM STATISTICS

#### TOTAL FIRST DOWNS

Rushing 135

Passing 186

Penalty 26

3rd Down: Made/Att 90/207

3rd Down Pct. 43.5

4th Down: Made/Att 4/10

4th Down Pct. 40.0

POSSESSION AVG. 32:08

TOTAL NET YARDS 6092

Avg. Per Game 380.8

Total Plays 1041

Avg. Per Play 5.9

NET YARDS RUSHING 2468

Avg. Per Game 154.3

Total Rushes 525

NET YARDS PASSING 3624

Avg. Per Game 226.5

Sacked/Yards Lost 25/184

Gross Yards 3808

Att./Completions 491/290

Completion Pct. 59.1

Had Intercepted 14

PUNTS/AVERAGE 67/46.2

NET PUNTING AVG. 67/37.6

PENALTIES/YARDS 115/1023

FUMBLES/BALL LOST 17/6

TOUCHDOWNS 62

Rushing 26

Passing 32

Returns 4

SCORE BY PERIODS

BRONCOS 144

OPPONENTS 54

SCORING

Davis 23

Elam 0

McCauffrey 10

Sharpe 10

R. Smith 7

Griffith 3

Hebron 2

Loville 2

Brister 1

Crockett 1

Elway 1

Gordon 1

Green 0

Rouen 0

BRONCOS 62

OPPONENTS 38

2-PT. Conversions: McCauffrey, BRONCOS 1-3, OPPONENTS 2-7

SACKS: Pryce 8.5, Tanuvasa 8.5, Romanowski 7.5, Cadrez 4.0, N. Smith 4.0, Hasselbach 3.0, Williams 3.0, Lodish 2.0, Traylor 2.0, Washington 2.0, Johnson 1.0, Mobley 1.0, Crockett 0.5, BRONCOS 47.0, OPPONENTS 25.0

PASSING

Elway 356

Brister 131

Griese 3

R. Smith 1

BRONCOS 491

OPPONENTS 596

### INTERCEPTIONS

Gordon 4

Crockett 3

Johnson 2

Romanowski 2

Cadrez 2

Braxton 1

Coghill 1

Atwater 1

N. Smith 1

Pryce 1

Mobley 1

BRONCOS 19

OPPONENTS 14

PUNTING

Rouen 66

BRONCOS 67

OPPONENTS 88

PUNT RETURNS

Gordon 34

Coghill 3

Paul 1

BRONCOS 38

OPPONENTS 43

KICKOFF RETURNS

Hebron 46

Loville 6

D. Smith 3

Burns 2

Tanuvasa 1

BRONCOS 58

OPPONENTS 89

FIELD GOALS

Elam 0/0

BRONCOS 0/0

OPPONENTS 1/1

ELAM: (53G,42G)(35G,35G)(37G)(31G,63G,32G)(33G,37G)(31G,26G)(42G,46G,35G)(33G,23G)(34G)(37B)(24G,38G,30G)(52G,44G,43N)(42N,55N)

OPPONENTS: (39N,37B)(30G,54G,26G)(44G)(44N,37G)(23G)(45G,51N)(25G,23G,52N)(27G)(20G)(36G,19G)(28N,42G)(28N,42G)

BRONCOS 62

OPPONENTS 38

2-PT. Conversions: McCauffrey, BRONCOS 1-3, OPPONENTS 2-7

SACKS: Pryce 8.5, Tanuvasa 8.5, Romanowski 7.5, Cadrez 4.0, N. Smith 4.0, Hasselbach 3.0, Williams 3.0, Lodish 2.0, Traylor 2.0, Washington 2.0, Johnson 1.0, Mobley 1.0, Crockett 0.5, BRONCOS 47.0, OPPONENTS 25.0

PASSING

Elway 356

Brister 131

Griese 3

R. Smith 1

BRONCOS 491

OPPONENTS 596

2-PT. Conversions: McCauffrey, BRONCOS 1-3, OPPONENTS 2-7

SACKS: Pryce 8.5, Tanuvasa 8.5, Romanowski 7.5, Cadrez 4.0, N. Smith 4.0, Hasselbach 3.0, Williams 3.0, Lodish 2.0, Traylor 2.0, Washington 2.0, Johnson 1.0, Mobley 1.0, Crockett 0.5, BRONCOS 47.0, OPPONENTS 25.0

PASSING

Elway 356

Brister 131

Griese 3

R. Smith 1

BRONCOS 491

OPPONENTS 596

2-PT. Conversions: McCauffrey, BRONCOS 1-3, OPPONENTS 2-7

SACKS: Pryce 8.5, Tanuvasa 8.5, Romanowski 7.5, Cadrez 4.0, N. Smith 4.0, Hasselbach 3.0, Williams 3.0, Lodish 2.0, Traylor 2.0, Washington 2.0, Johnson 1.0, Mobley 1.0, Crockett 0.5, BRONCOS 47.0, OPPONENTS 25.0

## 1999 FINAL STATISTICS (6-10)

Head Coach: Mike Shanahan AFC West: 5th Home Stadium: Mile High Stadium

Date	W-L	Score	Opponent	Attendance	RUSHING	No.	Yds	Avg	Long	TD
Sep 13	L	21-38	Miami	75,623	Gary	276	1159	4.2	71	7
Sep 19	L	10-26	at Kansas City	78,683	Davis	67	211	3.1	26	2
Sep 26	L	10-13	at Tampa Bay	65,297	Loville	40	203	5.1	36t	1
Oct 3	L	13-21	New York Jets	74,181	Griese	46	138	3.0	23	2
Oct 10	W	16-13	at Oakland	55,704	Griffith	17	66	3.9	13	1
Oct 17	W	31-10	Green Bay	73,352	C. Miller	8	40	5.0	13	0
Oct 24	L	23-24	at New England	60,011	Avery LG	5	21	4.2	11	0
Oct 31	L	20-23	Minnesota	75,021	Avery TM	5	21	4.2	11	0
Nov 7	W	33-17	at San Diego	61,204	Brister	2	17	8.5	17	0
Nov 14	L	17-20	at Seattle	66,314	D. Smith	1	7	7.0	7	0
Nov 22	W	27-21	Oakland (OT)	70,012	Lynn	2	2	1.0	1	0
Dec 5	L	10-16	Kansas City	73,855	Rouen	1	0	0.0	0	0
Dec 13	L	24-27	at Jacksonville	71,357	<b>BRONCOS</b>	<b>465</b>	<b>1864</b>	<b>4.0</b>	<b>71</b>	<b>13</b>
Dec 19	W	36-30	Seattle (OT)	65,987	<b>OPPONENTS</b>	<b>440</b>	<b>1737</b>	<b>3.9</b>	<b>54</b>	<b>15</b>
Dec 25	W	17-7	at Detroit	73,158	<b>RECEIVING</b>	<b>No.</b>	<b>Yds</b>	<b>Avg</b>	<b>Long</b>	<b>TD</b>
Jan 2	L	6-12	San Diego	69,278	R. Smith	79	1020	12.9	71	4

### TEAM STATISTICS

#### TOTAL FIRST DOWNS

Rushing 107

Passing 168

Penalty 33

3rd Down: Made/Att 84/229

3rd Down Pct. 36.7

4th Down: Made/Att 6/14

4th Down Pct. 42.9

POSSESSION AVG. 31:06

TOTAL NET YARDS 5283

Avg. Per Game 330.2

Total Plays 1053

Avg. Per Play 5.0

NET YARDS RUSHING 1864

Avg. Per Game 116.5

Total Rushes 465

NET YARDS PASSING 3419

Avg. Per Game 213.7

Sacked/Yards Lost 34/227

Gross Yards 3646

Att./Completions 554/319

Completion Pct. 57.6

Had Intercepted 18

PUNTS/AVERAGE 84/46.5

NET PUNTING AVG. 84/35.6

PENALTIES/YARDS 114/872

FUMBLES/BALL LOST 33/10

TOUCHDOWNS 32

Rushing 13

Passing 16

Returns 3

SCORE BY PERIODS

BRONCOS 79

OPPONENTS 34

SCORING

Elam 0

Gary 7

McCauffrey 7

R. Smith 4

Carswell 2

Chamberlain 2

Davis 2

Griese 2

Griffith 2

Cadrez 1

Loville 1

Romanowski 1

Watson 1

Pryce 0

BRONCOS 32

OPPONENTS 35

2-PT. Conversions: Gary, BRONCOS 1-1, OPPONENTS 1-3

SACKS: Pryce 13.0, Cadrez 7.0, Tanuvasa 7.0, N. Smith 6.5, Williams 4.0, Hasselbach 2.5, Crockett 2.0, Wayne 2.0, E. Brown 1.5, Traylor 1.5, Bowens 1.0, Braxton 1.0, Wilson 1.0, BRONCOS 50.0, OPPONENTS 34.0

PASSING

Griese 452

C. Miller 81

Brister 20

R. Smith 1

BRONCOS 554

OPPONENTS 471

### INTERCEPTIONS

## 2000 FINAL STATISTICS (11-5)

Head Coach: Mike Shanahan AFC West: 2nd Home Stadium: Mile High Stadium

Date	W-L	Score	Opponent	Attendance	RUSHING	No.	Yds	Avg	Long	TD
Sep 4	L	36-41	at St. Louis	65,956	Anderson	297	1487	5.0	80t	15
Sep 10	W	42-14	Atlanta	75,466	Davis	78	282	3.6	24	2
Sep 17	W	33-24	at Oakland	62,078	Coleman	54	183	3.4	24t	1
Sep 24	L	22-23	Kansas City	74,596	Griese	29	102	3.5	18	1
Oct 1	L	19-28	New England	75,684	R. Smith	6	99	16.5	50t	1
Oct 8	W	21-7	at San Diego	56,079	Gary	13	80	6.2	25	0
Oct 15	W	44-10	Cleveland	75,811	Frerotte	22	64	2.9	13t	1
Oct 22	L	21-31	at Cincinnati	61,603	Harris TM	10	22	2.2	6	0
Nov 5	W	30-23	at New York Jets	78,305	Griffith	5	4	0.8	3	0
Nov 13	W	27-24	Oakland	75,951	Jackson	1	-1	-1.0	-1	0
Nov 19	W	38-37	San Diego	75,218	Rouen	1	-11	-11.0	-11	0
Nov 26	W	38-31	at Seattle	68,661	BRONCOS	516	2311	4.5	80t	21
Dec 3	W	38-23	at New Orleans	64,900	OPPONENTS	344	1598	4.6	77t	13
Dec 10	W	31-24	Seattle	75,218						
Dec 17	L	7-20	at Kansas City	78,406						
Dec 23	W	38-9	San Francisco	76,098						

TEAM STATISTICS	Den	Opp
TOTAL FIRST DOWNS	383	294
Rushing	124	80
Passing	223	189
Penalty	36	25
3rd Down: Made/Att	97/218	66/191
3rd Down Pct.	44.6	34.6
4th Down: Made/Att	9/17	6/18
4th Down Pct.	52.9	33.3
POSSESSION AVG.	33:15	26:45
TOTAL NET YARDS	6554	5544
Avg. Per Game	409.6	346.5
Total Plays	1115	962
Avg. Per Play	5.9	5.8
NET YARDS RUSHING	2311	1598
Avg. Per Game	144.4	99.9
Total Rushes	516	344
NET YARDS PASSING	4243	3946
Avg. Per Game	265.2	246.6
Sacked/Yards Lost	30/221	44/251
Gross Yards	4464	4197
Att./Completions	569/354	574/310
Completion Pct.	62.2	54.0
Had Intercepted	12	27
PUNTS/AVERAGE	62/39.6	73/43.8
NET PUNTING AVG.	62/32.3	73/37.4
PENALTIES/YARDS	89/792	109/898
FUMBLES/BALL LOST	26/13	31/17
TOUCHDOWNS	58	45
Rushing	21	13
Passing	28	26
Returns	9	6

SCORE BY PERIODS	1	2	3	4	OT	PTS
BRONCOS	88	156	121	120	0	485
OPPONENTS	57	120	96	96	0	369

SCORING	TD	Ru	Pa	Ret	K-PAT	FG	S	PTS
Elam	0	0	0	0	49/49	18/24	0	103
Anderson	15	15	0	0	0	0	0	92
McCaffrey	9	0	0	0	0	0	0	54
R. Smith	9	1	8	0	0	0	0	54
Nedney TM	0	0	0	0	4/4	8/10	0	28
Lindsey LG	0	0	0	0	5/5	5/7	0	20
Carswell	3	0	3	0	0	0	0	18
De. Clark	3	0	3	0	0	0	0	18
Davis	2	2	0	0	0	0	0	12
Griffith	2	0	2	0	0	0	0	12
Spencer	2	0	0	2	0	0	0	12
Buckley	1	0	0	1	0	0	0	6
Chamberlain	1	0	0	1	0	0	0	6
Coleman	1	1	0	0	0	0	0	6
Crockett	1	1	0	0	0	0	0	6
Frerotte	1	1	0	0	0	0	0	6
Gold	1	0	0	1	0	0	0	6
Griese	1	1	0	0	0	0	0	6
Jenkins	1	0	0	1	0	0	0	6
McGriff	1	0	1	0	0	0	0	6
O'Neal	1	0	0	1	0	0	0	6
Pryce	1	0	0	1	0	0	0	6
D. Smith	1	0	1	0	0	0	0	6
Suttle	1	0	0	1	0	0	0	6
BRONCOS	58	21	28	9	53/53	26/34	1	485
OPPONENTS	45	13	26	6	42/43	19/23	0	369

2-Pl. Conversions: Anderson, McCaffrey, BRONCOS 2-5, OPPONENTS 0-2

SACKS: Pryce 12.0, Pittman 7.0, Wilson 5.0, Tanuvasa 4.0, Romanowski 3.5, Hasselbach 2.5, Gold 2.0, Mobley 2.0, Reagor 2.0, E. Brown 1.0, Crockett 1.0, Spencer 1.0, Traylor 1.0, BRONCOS 44.0, OPPONENTS 30.0

PASSING	Att	Cmp	Yds	Cmp%	Yds/Att	TD	TD%	Int	Int%	Long	Sack/Lost	Rating
Griese	336	216	2698	64.3	8.00	19	5.7	4	1.2	61	17/139	102.9
Frerotte	232	138	1776	59.5	7.66	9	3.9	8	3.4	44	12/77	82.1
Jackson	1	0	0	0.0	0.00	0	0.0	0	0.0	0	1/5	39.6
BRONCOS	569	354	4464	62.2	7.85	28	4.9	12	2.1	61	30/221	94.2
OPPONENTS	574	310	4197	54.0	7.31	26	4.5	27	4.7	83t	44/251	73.1

## 2001 FINAL STATISTICS (8-8)

Head Coach: Mike Shanahan AFC West: 3rd Home Stadium: INVESCO Field at Mile High

Date	W-L	Score	Opponent	Attendance	RUSHING	No.	Yds	Avg	Long	TD
Sep 10	W	31-20	New York Giants	75,735	T. Davis	167	701	4.2	57	0
Sep 23	W	38-17	at Arizona	50,913	Anderson	175	678	3.9	62t	4
Sep 30	L	13-20	Baltimore	75,082	Gary	57	228	4.0	29	1
Oct 7	W	20-6	Kansas City	75,037	Griese	50	173	3.5	24	1
Oct 14	L	21-34	at Seattle	61,837	R. Smith	3	27	9.0	17	0
Oct 21	L	10-27	at San Diego	67,521	Kasper	3	19	6.3	27	0
Oct 28	W	31-20	New England	74,750	Coleman	4	17	4.3	8	0
Nov 5	L	28-38	at Oakland	74,750	Frerotte	10	9	0.9	4t	1
Nov 11	W	26-16	San Diego	74,951	Kennison TM	3	9	3.0	10	0
Nov 18	L	10-17	Washington	74,622	Jackson	5	7	1.4	4	0
Nov 22	W	26-24	at Dallas	64,104	Montgomery	1	5	5.0	5	0
Dec 2	L	10-21	at Miami	73,938	Carter	1	4	4.0	4	0
Dec 9	W	20-7	Seattle	74,524	Hape	2	0	0.0	0	0
Dec 16	L	23-26	at Kansas City (OT)	77,778	BRONCOS	481	1877	3.9	62t	7
Dec 30	W	23-17	Oakland	75,582	OPPONENTS	406	1492	3.7	60t	9
Jan 6	L	10-29	at Indianapolis	56,192						

TEAM STATISTICS	Den	Opp
TOTAL FIRST DOWNS	304	292
Rushing	106	86
Passing	174	176
Penalty	24	30
3rd Down: Made/Att	83/219	63/191
3rd Down Pct.	37.9	33.0
4th Down: Made/Att	4/10	4/10
4th Down Pct.	40.0	40.0
POSSESSION AVG.	31:23	28:37
TOTAL NET YARDS	4817	4774
Avg. Per Game	301.1	298.4
Total Plays	1034	960
Avg. Per Play	4.7	5.0
NET YARDS RUSHING	1877	1492
Avg. Per Game	117.3	93.3
Total Rushes	481	406
NET YARDS PASSING	2940	3282
Avg. Per Game	183.8	205.1
Sacked/Yards Lost	42/268	39/279
Gross Yards	3208	3561
Att./Completions	511/312	515/308
Completion Pct.	61.1	59.8
Had Intercepted	19	22
PUNTS/AVERAGE	82/44.7	77/47.0
NET PUNTING AVG.	82/36.5	77/38.1
PENALTIES/YARDS	95/917	100/853
FUMBLES/BALL LOST	24/8	26/15
TOUCHDOWNS	35	38
Rushing	7	9
Passing	26	23
Returns	2	6

SCORE BY PERIODS	1	2	3	4	OT	PTS
BRONCOS	50	128	89	73	0	340
OPPONENTS	65	94	58	119	3	339

SCORING	TD	Ru	Pa	Ret	K-PAT	FG	S	PTS
Elam	0	0	0	0	31/31	31/36	0	124
R. Smith	11	0	11	0	0	0	0	68
De. Clark	6	0	6	0	0	0	0	36
Anderson	4	4	0	0	0	0	0	26
Carswell	4	0	4	0	0	0	0	26
Hape	3	0	3	0	0	0	0	18
Frerotte	1	1	0	0	0	0	0	6
Gary	1	1	0	0	0	0	0	6
Griese	1	0	1	0	0	0	0	6
Kennison TM	1	0	1	0	0	0	0	6
McCaffrey	1	0	1	0	0	0	0	6
O'Neal	1	0	0	1	0	0	0	6
Walker	1	0	0	1	0	0	0	6
BRONCOS	35	7	26	2	31/31	31/36	0	340
OPPONENTS	38	9	23	6	36/37	25/29	0	339

2-Pl. Conversions: Anderson, Carswell, R. Smith, BRONCOS 3-4, OPPONENTS 0-1

SACKS: Pryce 7.0, Romanowski 7.0, Washington 4.0, Brown 3.0, Gold 3.0, Hayward 3.0, Wilson 3.0, Berry 2.0, Kennedy 2.0, McGlockton 1.0, Mobley 1.0, Pittman 1.0, Reagor 1.0, Woodall 1.0, BRONCOS 39.0, OPPONENTS 42.0

PASSING	Att	Cmp	Yds	Cmp%	Yds/Att	TD	TD%	Int	Int%	Long	Sack/Lost	Rating
Griese	451	275	2827	61.0	6.27	23	5.1	19	4.2	65t	38/241	78.5
Frerotte	48	30	308	62.5	6.42	3	6.3	0	0.0	26t	3/21	101.7
Jackson	12	7	73	58.3	6.08	0	0.0	0	0.0	19	1/6	76.0
BRONCOS	511	312	3208	61.1	6.28	26	5.1	19	3.7	65t	42/268	80.6
OPPONENTS	515	308	3561	59.8	6.91	23	4.5	22	4.3	72t	39/279	77.8



## 2002 FINAL STATISTICS (9-7)

Head Coach: Mike Shanahan AFC West: 2nd Home Stadium: INVESCO Field at Mile High

Date	W-L	Score	Opponent	Attendance	RUSHING	No.	Yds	Avg	Long	TD
Sep 8	W	23-16	St. Louis	75,710	Portis	273	1508	5.5	59	15
Sep 15	W	24-14	at San Francisco	67,685	Anderson	84	386	4.6	32	2
Sep 22	W	28-23	Buffalo	75,359	Gary	37	147	4.0	26	1
Sep 30	L	23-34	at Baltimore	69,538	Griese	37	107	2.9	13	1
Oct 6	W	26-9	San Diego	75,065	Lelie	4	40	10.0	24	0
Oct 13	L	22-24	Miami	75,941	Montgomery	4	27	6.8	28	0
Oct 20	W	37-34	at Kansas City (OT)	78,446	McCaffrey	2	22	11.0	17	0
Oct 27	W	24-16	at New England	68,436	Droughns	4	11	2.8	9	1
Nov 11	L	10-34	Oakland	76,643	Beuerlein	5	9	1.8	8	1
Nov 17	W	31-9	at Seattle	65,495	R. Smith	6	9	1.5	9	0
Nov 24	L	20-23	Indianapolis (OT)	75,075	Rouen TM	1	0	0.0	0	0
Dec 1	L	27-30	at San Diego (OT)	66,357	Knorr LG	1	-10	-10.0	-10	0
Dec 8	L	13-19	at New York Jets	78,521	<b>BRONCOS</b>	<b>457</b>	<b>2266</b>	<b>5.0</b>	<b>59</b>	<b>21</b>
Dec 15	W	31-24	Kansas City	75,947	<b>OPPONENTS</b>	<b>379</b>	<b>1489</b>	<b>3.9</b>	<b>76</b>	<b>21</b>
Dec 22	L	16-28	at Oakland	62,592	<b>RECEIVING</b>	<b>No.</b>	<b>Yds</b>	<b>Avg</b>	<b>Long</b>	<b>TD</b>
Dec 29	W	37-7	Arizona	75,164	R. Smith	89	1027	11.5	46	5

TEAM STATISTICS	Den	Opp
TOTAL FIRST DOWNS	357	298
Rushing	125	100
Passing	199	176
Penalty	33	22
3rd Down: Made/Att	77/202	97/220
3rd Down Pct.	38.1	44.1
4th Down: Made/Att	16/23	3/6
4th Down Pct.	69.6	50.0

POSSESSION AVG.	Den	Opp
TOTAL NET YARDS	6090	4826
Avg. Per Game	380.6	301.6
Total Plays	1057	985
Avg. Per Play	5.8	4.9
NET YARDS RUSHING	2266	1489
Avg. Per Game	141.6	93.1
Total Rushes	457	379
NET YARDS PASSING	3824	3337
Avg. Per Game	239.0	208.6
Sacked/Yards Lost	46/315	40/251
Gross Yards	4139	3588
Completion Pct.	554/359	566/360
Had Intercepted	64	63

PUNTS/AVERAGE	Den	Opp
NET PUNTING AVG.	55/39.0	77/40.9
PENALTIES/YARDS	55/32.8	77/34.8
FUMBLES/BALL LOST	104/877	99/829
TOUCHDOWNS	21/7	23/13
Rushing	45	39
Passing	21	21
Returns	3	3

SCORE BY PERIODS	1	2	3	4	OT	PTS
BRONCOS	70	93	93	133	3	392
OPPONENTS	34	126	76	102	6	344

SCORING	TD	Ru	Pa	Ret	K-PAT	FG	S	PTS
Elam	0	0	0	0	42/43	26/36	0	120
Portis	17	15	2	0	0/0	0/0	0	102
R. Smith	5	0	5	0	0/0	0/0	0	30
Anderson	4	2	2	0	0/0	0/0	0	24
Sharpe	3	0	3	0	0/0	0/0	0	18
Droughns	2	1	1	0	0/0	0/0	0	12
Hape	2	0	2	0	0/0	0/0	0	12
Lelie	2	0	2	0	0/0	0/0	0	12
McCaffrey	2	0	2	0	0/0	0/0	0	12
O'Neal	2	0	0	2	0/0	0/0	0	12
Beuerlein	1	1	0	0	0/0	0/0	0	6
Carwell	1	0	1	0	0/0	0/0	0	6
Gary	1	1	0	0	0/0	0/0	0	6
Griese	1	1	0	0	0/0	0/0	0	6
McGlockton	1	0	0	1	0/0	0/0	0	6
Montgomery	1	0	1	0	0/0	0/0	0	6
<b>BRONCOS</b>	<b>45</b>	<b>21</b>	<b>21</b>	<b>3</b>	<b>42/43</b>	<b>26/36</b>	<b>1</b>	<b>392</b>
<b>OPPONENTS</b>	<b>39</b>	<b>21</b>	<b>15</b>	<b>3</b>	<b>33/34</b>	<b>25/32</b>	<b>0</b>	<b>344</b>

2-PT. Conversions: BRONCOS 0-2, OPPONENTS 1-5

SACKS: Pryce 9.0, Berry, 6.5, Gold, 6.5, Wilson 5.0, Pope 4.0, McGlockton 2.5, Dalton 1.0, Mobley 1.0, Poole 1.0, Reagor 1.0, Reese 0.5, **BRONCOS 40.0, OPPONENTS 46.0**

PASSING	Att	Cmp	Yds	Cmp%	Yds/Att	TD	TD%	Int	Int%	Long	Sack/Lost	Rating
Griese	436	291	3214	66.7	7.37	15	3.4	15	3.4	82t	34/237	85.6
Beuerlein	117	68	925	58.1	7.91	6	5.1	5	4.3	52	12/78	82.7
Smith	1	0	0	0.0	0.0	0	0.0	0	0.0	0	0/0	39.6
<b>BRONCOS</b>	<b>554</b>	<b>359</b>	<b>4139</b>	<b>64.8</b>	<b>7.47</b>	<b>21</b>	<b>3.8</b>	<b>20</b>	<b>3.6</b>	<b>82t</b>	<b>46/315</b>	<b>84.8</b>
<b>OPPONENTS</b>	<b>566</b>	<b>360</b>	<b>3588</b>	<b>63.6</b>	<b>6.34</b>	<b>15</b>	<b>2.7</b>	<b>9</b>	<b>1.6</b>	<b>75t</b>	<b>40/251</b>	<b>83.7</b>

## DENVER BRONCOS STARTERS, 1960-2002

Listed below are the usual starters, by position, for the Denver Broncos on a season-by-season basis from 1960-2002. A player must have been the starter for the majority of the games that season to be designated as the starter. If the number of starting assignments at a position were virtually equal, two players have been listed, with the player who had the greater playing time listed first. The term "Ret" is used to designate someone who was a kick return specialist.

1960	1961	1962	1963
<b>OFFENSE</b>	<b>OFFENSE</b>	<b>OFFENSE</b>	<b>OFFENSE</b>
LE 87 Lionel Taylor	LE 87 Lionel Taylor	LE 87 Lionel Taylor	SE 87 Lionel Taylor
85 Jim Greer	LT 77 Jack Mattox	LT 72 Jerry Sturmm	LT 76 Harold Olson
LT 74 Gordon Holz	77 Carl Carpenter	71 Jim Perkins	71 Jim Perkins
77 Carl Carpenter	LG 60 Ken Adamson	LG 60 Ken Adamson	LG 67 Bob McCullough
LG 60 Ken Adamson	C 51 Mike Nichols	C 52 Jim Barton	C 72 Jerry Sturmm
C 51 Mike Nichols	RG 71 Willie Smith	RG 67 Bob McCullough	RG 62 Ernie Barnes
RG 71 Willie Smith	RT 75 Eldon Danenhauer	RT 75 Eldon Danenhauer	RT 75 Eldon Danenhauer
RT 75 Eldon Danenhauer	RE 81 Bill Jessup	TE 88 Gene Prebela	TE 88 Gene Prebela
RE 81 Bill Jessup	88 Pat Epperson	FL 82 Bob Scarpitto	FL 82 Bob Scarpitto
88 Pat Epperson	FL 41 Bob McNamara	42 Al Frazier (Ret)	83 Bill Groman
FL 41 Bob McNamara	81 Ken Carpenter	QB 18 Frank Tripucka	QB 17 George Shaw
81 Ken Carpenter	QB 18 Frank Tripucka	16 George Herring	19 Don Breaux
QB 18 Frank Tripucka	HB 20 Henry Bell	HB 34 Don Stone	HB 34 Don Stone
HB 20 Henry Bell	21 Gene Mingo	21 Gene Mingo	24 Hewitt Dixon
21 Gene Mingo	FB 35 Dave Rolle	FB 35 Bo Dickinson	FB 3 Billy Joe
FB 35 Dave Rolle	P 16 George Herring	P 55 Jim Fraser	P 51 Jim Fraser
P 16 George Herring	PK 21 Gene Mingo/84 Jack Hill	21 Gene Mingo	PK 21 Gene Mingo
PK 21 Gene Mingo	Ret 40 Al Carmichael		Ret 27 Charley Mitchell
Ret 40 Al Carmichael			
<b>DEFENSE</b>	<b>DEFENSE</b>	<b>DEFENSE</b>	<b>DEFENSE</b>
LE 65 Joe Young	LE 66 John Cash	DE 61 Chuck Gavin	LE 83 Ray Jacobs
70 Don King	LT 64 Bud McFadin	DT 64 Bud McFadin	80 Ron Nery
LT 64 Bud McFadin	73 Ike Lassiter	73 Gordon Holz	64 Bud McFadin
73 Ike Lassiter	RT 67 John Hatley	DT 74 Gordon Holz	RT 74 Gordy Holz
RT 67 John Hatley	RE 61 Chuck Gavin	DT 66 John Cash	RE 61 Chuck Gavin
RE 61 Chuck Gavin	LLB 53 Bob Hudson	LLB 55 Jim Fraser	LLB 31 John Nocera
LLB 53 Bob Hudson	66 Bill Yelverton	LLB 55 Jim Fraser	53 Tom Erlandson
66 Bill Yelverton	33 Pete Mangum	MLB 55 Wahoo McDaniel	MLB 54 Wahoo McDaniel
33 Pete Mangum	53 Bob Hudson	55 Jim Fraser	53 Tom Erlandson
53 Bob Hudson	MLB 34 Hardy Brown	MLB 55 Wahoo McDaniel	MLB 54 Wahoo McDaniel
MLB 34 Hardy Brown	52 Frank Kutchta	LLB 68 Bill Roehnelt	LLB 68 Bill Roehnelt
52 Frank Kutchta	RLB 84 Albert Day	62 Jerry Stallcup	62 Jerry Stallcup
RLB 84 Albert Day	LC 43 Frank Bernardi	41 Bob McNamara	LCB 47 John McGeever
LC 43 Frank Bernardi	41 Bob McNamara	LC 41 Bob McNamara	LC 47 John McGeever
41 Bob McNamara	RS 83 John Pyatt	RS 45 Jim McMillan	RCB 45 Jim McMillan
RS 83 John Pyatt	82 Al Romine	LS 46 Phil Nugent	LS 46 Phil Nugent
82 Al Romine	23 Goose Gonsoulin	RS 23 Goose Gonsoulin	RS 23 Goose Gonsoulin
23 Goose Gonsoulin			
<b>1964</b>	<b>1965</b>	<b>1966</b>	<b>1967</b>
<b>OFFENSE</b>	<b>OFFENSE</b>	<b>OFFENSE</b>	<b>OFFENSE</b>
SE 87 Lionel Taylor	SE 87 Lionel Taylor	SE 87 Lionel Taylor	SE 41 Eric Crabtree
LT 73 Harold Olson	LT 77 Bob Breitenstein	LT 76 Bob Breitenstein	LT 64 Sam Brunelli
LG 71 Jim Perkins	LG 72 Jerry Sturmm	LG 72 Jerry Sturmm	LG 67 George Goeddeke
68 Tom Nomina	68 Tom Nomina	C 52 Ray Kubala	C 59 Larry Kaminski
C 72 Jerry Sturmm	C 52 Ray Kubala	RG 59 Larry Kaminski	RG 73 Pat Mattson
RG 67 Bob McCullough	RG 67 Bob McCullough	RG 74 Jon Homan	RG 78 Tom Cichowski
RT 75 Eldon Danenhauer	RT 75 Eldon Danenhauer	74 Lee Burnett	RT 78 Tom Beer
TE 30 Hewitt Dixon	TE 30 Hewitt Dixon	TE 88 Al Denison	TE 85 Tom Beer
FL 82 Bob Scarpitto	FL 82 Bob Scarpitto	FL 82 Bob Scarpitto	FL 88 Al Denison
88 Al Denison	88 Al Denison	QB 10 John McCormick	QB 13 Steve Tensi
QB 15 Jacky Lee	QB 7 Mickey Slaughter	QB 10 John McCormick	QB 13 Steve Tensi
7 Mickey Slaughter	10 John McCormick	QB 18 Abner Haynes (Ret)	HB 24 Floyd Little (Ret)
HB 27 Charley Mitchell	HB 28 Abner Haynes (Ret)	15 Max Chobolan	21 Charlie Mitchell
28 Abner Haynes	27 Charlie Mitchell	27 Charlie Mitchell	27 Charlie Mitchell
FB 3 Billy Joe	FB 2 Cookie Gilchrist	FB 33 Wendell Hayes	FB 31 Wendell Hayes
3 Billy Joe	29 Wendell Hayes	33 Wendell Hayes	33 Wendell Hayes
P 51 Jim Fraser	P 82 Bob Scarpitto	P 82 Bob Scarpitto	P 82 Bob Scarpitto
PK 21 Gene Mingo	PK 12 Gary Kroner	PK 12 Gary Kroner	PK 2 Bob Humphreys
77 Dick Guesman	Ret 42 Odell Barry		
Ret 42 Odell Barry			
<b>DEFENSE</b>	<b>DEFENSE</b>	<b>DEFENSE</b>	<b>DEFENSE</b>
LE 83 Ray Jacobs	LE 80 Ed Cooke	LE 81 Max Leetow	LE 75 Rex Mirich
LT 77 Dick Guesman	LT 83 Ray Jacobs	80 Don La Rose	LT 62 Jerry Inman
RT 70 Charlie Janerette	RT 70 Charlie Janerette	83 Ray Jacobs	RT 63 Dave Costa
RE 80 Ed Cooke	RE 81 Max Leetow	66 Larry Cox	RE 87 Richard Jackson
78 Leroy Moore	78 Leroy Moore	61 Bill Keating	60 Bob Young
50 Jerry Hopkins	LLB 53 Tom Erlandson	RE 60 Bob Young	RE 87 Richard Jackson
53 Tom Erlandson	LLB 50 Jerry Hopkins	LLB 50 Jerry Hopkins	LLB 50 Carl Cunningham
55 Marv Matuszak	51 Eugene Jeter	55 Archie Matsos	51 Eugene Jeter
MLB 55 Marv Matuszak	54 Ed Cummings	MLB 55 Archie Matsos	MLB 55 Ed Cummings
LC 51 Jim Fraser	RLB 56 John Bramlett	RLB 56 John Bramlett	RLB 54 Chip Myrtle
LC 24 Willie Brown	LC 24 Willie Brown	LC 24 Willie Brown	LC 21 Frank Richter
45 Jim McMillan	45 Jim McMillan	21 Goldie Sellers (Ret)	58 Goldie Sellers (Ret)
46 John Griffin	RC 47 John McGeever	RC 48 Nemiah Wilson	RC 48 Nemiah Wilson
46 John Griffin	LS 44 Miller Farr	LS 42 Lonnie Wright	FS 28 Jack Lentz
LS 44 Miller Farr	46 John Griffin	42 Lonnie Wright	46 John Griffin
RS 23 Goose Gonsoulin	RS 23 Goose Gonsoulin	RS 23 Goose Gonsoulin	SS 43 Pete Jacques
			45 Tom Cassese

1968				1969				1970				1971			
OFFENSE				OFFENSE				OFFENSE				OFFENSE			
SE	88	Al Denson		SE	88	Al Denson		SE	88	Al Denson		SE	42	Bill Van Heusen	
LT	42	Billy Van Heusen		LT	84	Mike Haffner		LT	42	Bill Van Heusen		LT	80	Jerry Simmons	
LG	72	Sam Brunelli		LG	72	Sam Brunelli		LG	72	Sam Brunelli		LG	75	Roger Shoals	
C	67	George Goeddeke		C	67	George Goeddeke		C	67	George Goeddeke		C	68	Larron Jackson	
C	59	Larry Kaminski		C	59	Larry Kaminski		C	59	Larry Kaminski		C	59	Larry Kaminski	
RG	60	Bob Young		RG	60	Bob Young		RG	60	Bob Young		RG	64	Mike Schnitker	
RT	64	Jon Homan		RT	74	Mike Current		RT	74	Mike Current		RT	61	Tom Lyons	
TE	85	Tom Beer		TE	85	Tom Beer		TE	83	Jim Whalen		TE	81	Billy Masters	
					82	Dave Pivec			81	Billy Masters					
WR	41	Eric Crabtree		WR	89	John Embree		WR	84	Mike Haffner		WR	40	Jack Gehrke	
QB	80	Jimmy Jones		QB	13	Steve Tensi		QB	14	Peter Liske		QB	82	Dwight Harrison	
QB	15	Marlin Briscoe		QB	14	Peter Liske		QB	13	Steve Tensi		QB	10	Steve Ramsey	
HB	44	Floyd Little (Ret)		HB	44	Floyd Little		HB	44	Floyd Little		HB	44	Floyd Little	
FB	22	Fran Lynch		FB	26	Frank Quayle		FB	11	Bobby Anderson (Ret)		FB	22	Fran Lynch	
FB	32	Garrett Ford		FB	22	Fran Lynch		FB	33	Willis Crenshaw		FB	11	Bobby Anderson	
LLB	40	Brendan McCarthy		LLB	39	Tom Smiley		LLB	35	Clem Turner		LLB	50	Olen Underwood	
P	42	Billy Van Heusen		P	42	Bill Van Heusen		P	42	Bill Van Heusen		P	42	Bill Van Heusen	
PK	3	Bobby Howfield		PK	3	Bob Howfield		PK	3	Bob Howfield		PK	15	Jim Turner	
				Ret	29	Wandy Williams									
DEFENSE				DEFENSE				DEFENSE				DEFENSE			
LE	55	Pete Duranko		LE	87	Rich Jackson		LE	87	Rich Jackson		LE	87	Rich Jackson	
LT	70	Paul Smith		LT	70	Paul Smith		LT	70	Paul Smith		LT	63	Dave Costa	
RT	62	Jerry Inman		RT	62	Jerry Inman		RT	63	Dave Costa		RT	70	Paul Smith	
RE	75	Rex Mirich		RE	55	Pete Duranko		RE	55	Pete Duranko		RE	77	Lyle Alzado	
RE	87	Richard Jackson		RE	55	Carl Cunningham		RE	50	Carl Cunningham		RE	70	Tom Jackson	
LLB	50	Carl Cunningham		LLB	50	Carl Cunningham		LLB	50	Carl Cunningham		LLB	50	Carl Cunningham	
MLB	57	John Huard		MLB	57	John Huard		MLB	52	Fred Forsberg		MLB	52	Fred Forsberg	
RLB	52	Fred Forsberg		RLB	54	Chip Myrtle		RLB	54	Chip Myrtle		RLB	54	Chip Myrtle	
LC	54	Chip Myrtle		LC	40	Grady Cavness		LC	28	Cornell Gordon		LC	41	Leroy Mitchell	
RC	20	Charlie Greer		RC	36	Billy Thompson (Ret)		RC	36	Billy Thompson (Ret)		RC	36	Billy Thompson (Ret)	
FS	23	Drake Garrett		FS	43	Pete Jacquess		FS	43	Pete Jacquess		FS	26	George Saimes	
SS	43	Pete Jacquess		SS	20	Charles Greer		SS	20	Charles Greer		SS	20	Charles Greer	
1972				1973				1974				1975			
OFFENSE				OFFENSE				OFFENSE				OFFENSE			
WR	84	Rod Sherman		WR	25	Haven Moses		WR	25	Haven Moses		WR	80	Rick Upchurch (Ret)	
LT	25	Haven Moses		LT	78	Marv Montgomery		LT	42	Bill Van Heusen		LT	42	Bill Van Heusen	
LG	68	Larron Jackson		LG	64	Mike Schnitker		LG	71	Claudia Minor		LG	71	Claudia Minor	
C	59	Larry Kaminski		C	50	Bobby Maples		C	61	Tom Lyons		C	61	Tom Lyons	
RG	64	Mike Schnitker		RG	61	Larry Kaminski		RG	60	Paul Howard		RG	60	Paul Howard	
RT	74	Mike Current		RT	74	Mike Current		RT	74	Mike Current		RT	74	Mike Current	
TE	81	Billy Masters		TE	88	Riley Odoms		TE	88	Riley Odoms		TE	88	Riley Odoms	
WR	88	Riley Odoms		WR	88	Billy Masters		WR	82	Billy Masters		WR	25	Haven Moses	
QB	80	Jerry Simmons		QB	84	Gene Washington		QB	80	Jerry Simmons		QB	10	Steve Ramsey	
QB	12	Charley Johnson		QB	12	Charley Johnson		QB	12	Charley Johnson		QB	10	Steve Ramsey	
HB	10	Steve Ramsey		HB	44	Floyd Little		HB	12	Charley Johnson		HB	24	Otis Armstrong	
HB	44	Floyd Little		HB	24	Otis Armstrong (Ret)		HB	24	Otis Armstrong (Ret)		HB	24	Otis Armstrong	
FB	22	Fran Lynch		FB	33	Joe Dawkins		FB	24	Otis Armstrong		FB	32	Jon Keyworth	
FB	11	Bobby Anderson		FB	33	Joe Dawkins		FB	32	Jon Keyworth		FB	32	Jon Keyworth	
P	42	Bill Van Heusen		P	11	Bobby Anderson		P	42	Bill Van Heusen		P	11	Luke Prestridge	
PK	15	Jim Turner		PK	42	Bill Van Heusen		PK	42	Bill Van Heusen		PK	15	Jim Turner	
				PK	15	Jim Turner									
DEFENSE				DEFENSE				DEFENSE				DEFENSE			
RE	77	Lyle Alzado		RE	77	Lyle Alzado		RE	77	Lyle Alzado		RE	79	Barney Chavous	
LT	76	Tom Dornres		LT	79	Barney Chavous		LT	55	Pete Duranko		LT	68	Rubin Carter	
RT	70	Paul Smith		RT	70	Paul Smith		RT	63	John Grant		RT	75	Rulon Jones	
LE	55	Pete Duranko		LE	55	Pete Duranko		LE	63	John Grant		LE	50	Bob Swenson	
RLB	54	Chip Myrtle		RLB	56	Ray May		RLB	66	Jim O'Malley		LO	51	Bob Swenson	
MLB	58	Tom Graham		MLB	58	Tom Graham		MLB	56	Ray May		LI	56	Larry Evans	
LLB	52	Fred Forsberg		LLB	56	Dan Parish		LLB	52	Randy Gradishar		LI	53	Randy Gradishar	
RC	36	Billy Thompson		RC	26	Calvin Jones		RC	57	Tom Jackson		LO	56	Larry Evans	
LC	41	Leroy Mitchell		LC	41	Leroy Mitchell		LC	20	Louis Wright		LI	53	Randy Gradishar	
WS	23	Steve Preece		WS	20	Charles Greer		WS	45	Steve Foley		RO	57	Tom Jackson	
SS	20	Charles Greer		SS	36	Billy Thompson (Ret)		SS	36	Billy Thompson		LC	20	Louis Wright	

1976				1977				1978				1979			
OFFENSE				OFFENSE				OFFENSE				OFFENSE			
WR	80	Rick Upchurch (Ret)		WR	82	Jack Dolbin		WR	82	Jack Dolbin		WR	80	Rick Upchurch (Ret)	
LT	75	Bill Bain		LT	74	Andy Mauer		LT	71	Claudia Minor		LT	71	Claudia Minor	
LG	62	Tom Glassic		LG	62	Tom Glassic		LG	62	Tom Glassic		LG	62	Tom Glassic	
C	50	Bobby Maples		C	52	Mike Montler		C	64	Bill Bryan		C	64	Bill Bryan	
RG	61	Tom Lyons		RG	60	Paul Howard		RG	60	Paul Howard		RG	60	Paul Howard	
RT	71	Claudia Minor		RT	71	Claudia Minor		RT	76	Tom Neville		RT	70	Dave Studdard	
TE	88	Riley Odoms		TE	88	Riley Odoms		TE	88	Riley Odoms		TE	88	Riley Odoms	
WR	25	Haven Moses		WR	25	Haven Moses		WR	25	Haven Moses		WR	25	Haven Moses	
QB	10	Steve Ramsey		QB	7	Craig Morton		QB	7	Craig Morton		QB	7	Craig Morton	
HB	24	Otis Armstrong		HB	24	Otis Armstrong		HB	24	Otis Armstrong		HB	24	Otis Armstrong	
FB	35	Lonnie Perrin (Ret)		FB	41	Rob Lytle		FB	35	Lonnie Perrin (Ret)		FB	41	Rob Lytle	
FB	32	Jon Keyworth		FB	32	Jon Keyworth		FB	32	Jon Keyworth		FB	30	Jim Jensen	
P	33	Jim Kiick		P	35	Lonnie Perrin		P	35	Larry Canada		P	32	Jon Keyworth	
P	42	Bill Van Heusen		P	10	Bucky Dilts		P	10	Bucky Dilts		P	11	Luke Prestridge	
PK	14	Norris Weese		PK	15	Jim Turner		PK	15	Jim Turner		PK	15	Jim Turner	
PK	15	Jim Turner		PK	15	Jim Turner		PK	15	Jim Turner		PK	15	Jim Turner	
DEFENSE				DEFENSE				DEFENSE				DEFENSE			
LE	79	Barney Chavous		LE	79	Barney Chavous		LE	79	Barney Chavous		LE	79	Barney Chavous	
NT	63	John Grant		NT	68	Rubin Carter		NT	68	Rubin Carter		NT	68	Rubin Carter	
RE	68	Rubin Carter		RE	63	John Grant		RE	77	Lyle Alzado		RE	66	Brison Manor	
RE	70	Paul Smith		RE	77	Lyle Alzado		RE	51	Bob Swenson		LO	51	Bob Swenson	
LOLB	51	Bob Swenson		LOLB	51	Bob Swenson		LO	51	Bob Swenson		LO	51	Bob Swenson	
LILB	59	Joe Rizzo		LILB	59	Joe Rizzo		LI	59	Joe Rizzo		LI	59	Joe Rizzo	
MILB	52	Randy Gradishar		RILB	52	Randy Gradishar		RI	53	Randy Gradishar		RI	53	Randy Gradishar	
ROLB	57	Tom Jackson		ROLB	57	Tom Jackson		RO	57	Tom Jackson		RO	57	Tom Jackson	
LC	20	Louis Wright		LC	20	Louis Wright		LC	20	Louis Wright		LC	20	Louis Wright	
RC	26	Calvin Jones		RC	43	Steve Foley		RC	43	Steve Foley		RC	43	Steve Foley	
WS	46	John Rowser		WS	29	Bernard Jackson		WS	29	Bernard Jackson		WS	29	Bernard Jackson	
SS	36	Billy Thompson		SS	36	Billy Thompson		SS	36	Billy Thompson		SS	40	Charlie West	
SS	36	Billy Thompson		SS	36	Billy Thompson		SS	36	Billy Thompson		SS	36	Billy Thompson	
1980				1981				1982				1983			
OFFENSE				OFFENSE				OFFENSE				OFFENSE			
WR	80	Rick Upchurch (Ret)		WR	80	Rick Upchurch		WR	80	Rick Upchurch (Ret)		WR	80	Rick Upchurch	
LT	71	Claudia Minor		LT	71	Claudia Minor		LT	71	Claudia Minor		LT	70	Dave Studdard	
LG	62	Tom Glassic		LG	62	Tom Glassic		LG	62	Tom Glassic		LG	62	Tom Glassic	
C	64	Bill Bryan		C	64	Bill Bryan		C	64	Bill Bryan		C	64	Keith Bishop	
RG	60	Paul Howard		RG	60	Paul Howard		RG	70	Dave Studdard		RG	60	Paul Howard	
RT	70	Dave Studdard		RT	70	Dave Studdard		RT	60	Paul Howard		RT	76	Ken Lanier	
TE	88	Riley Odoms		TE	88	Riley Odoms		TE	76	Ken Lanier		TE	76	Ken Lanier	
WR	25	Haven Moses		WR	81	Steve Watson		WR	88	Riley Odoms		TE	85	Ron Egloff	
QB	7	Craig Morton		WR	25	Haven Moses		WR	81	Steve Watson		WR	81	Steve Watson	
QB	17	Matt Robinson		QB	7	Craig Morton		QB	17	Steve DeBerg		QB	17	Steve DeBerg	
HB	24	Otis Armstrong		QB	17	Steve DeBerg		QB	17	Steve DeBerg		QB	7	John Elway	
HB	46	Dave Preston		HB	46	Dave Preston		HB	47	Gerald Willhite		HB	23	Sammy Winder	
FB	30	Jim Jensen		HB	32	Tony Reed		HB	23	Sammy Winder		HB	47	Gerald Willhite	
FB	32	Jon Keyworth		FB	24	Rick Parros		FB	24	Rick Parros		FB	34	Nathan Poole	
P	11	Luke Prestridge		FB	35	Larry Canada		FB	46	Dave Preston		FB	46	Dave Preston	
PK	19	Fred Steinfirt		P	11	Luke Prestridge		P	11	Luke Prestridge		P	11	Luke Prestridge	
KR	82	Larry Brunson		PK	19	Fred Steinfirt		PK	3	Rich Karlis		PK	3	Rich Karlis	
				Ret	83	Wade Manning		Ret	83	Wade Manning		Ret	82	Zack Thomas	
DEFENSE				DEFENSE				DEFENSE				DEFENSE			
LE	79	Barney Chavous		LE	79	Barney Chavous		LE	79	Barney Chavous		LE	79	Barney Chavous	
NT	68	Rubin Carter		NT	68	Rubin Carter		NT	68	Rubin Carter		NT	68	Ruben Carter	
RE	66	Brison Manor		RE	75	Rulon Jones		RE	75	Rulon Jones		RE	75	Rulon Jones	
LO	59	Rob Nairne		LO	51	Bob Swenson		LO	50	Jim Ryan		LO	66	Brison Manor	
LI	56	Larry Evans		LI	56	Larry Evans		LI	56	Larry Evans		LI	50	Jim Ryan	
RI	53	Randy Gradishar		LI	52	Randy Gradishar		RI	53	Randy Gradishar		LI	53	Randy Gradishar	
RO	57	Tom Jackson		RO	57	Tom Jackson		RO	57	Tom Jackson		RI	58	Steve Busick	
LC	20	Louis Wright		LC	20	Louis Wright		LC	20	Louis Wright		RO	57	Tom Jackson	
RC	22	Aaron Kyle		RC	45	Perry Smith		RC	20	Louis Wright		LC	20	Louis Wright	
RC	45	Perry Smith		RC	22	Aaron Kyle		RC	22	Aaron Kyle		RC	31	Mike Harden	
WS	43	Steve Foley		WS	43	Steve Foley		WS	41	Steve Wilson		WS	45	Steve Wilson (Ret)	
SS	36	Billy Thompson		WS	31	Mike Harden (Ret)		WS	43	Steve Foley		WS	43	Steve Foley	
				SS	36	Billy Thompson		SS	49	Dennis Smith		WS	43	Steve Wilson	
SS	36	Billy Thompson		SS	36	Billy Thompson		SS	49	Dennis Smith		SS	49	Dennis Smith	

1984				1985				1986				1987			
OFFENSE				OFFENSE				OFFENSE				OFFENSE			
WR	86	Butch Johnson		WR	86	Butch Johnson		WR	82	Butch Johnson		WR	82	Vance Johnson	
LT	84	Clint Sampson		LT	82	Vance Johnson (Ret)		LT	80	Mark Jackson		LT	80	Mark Jackson	
LG	70	Dave Studdard		LG	70	Dave Studdard		LG	70	Dave Studdard		LG	70	Dave Studdard	
C	54	Keith Bishop		C	54	Keith Bishop		C	54	Keith Bishop		C	54	Keith Bishop	
RG	60	Paul Howard		RG	60	Paul Howard		RG	60	Paul Howard		RG	62	Mike Freeman	
RT	76	Ken Lanier		RT	76	Ken Lanier		RT	76	Ken Lanier		RT	76	Ken Lanier	
TE	88	Clarence Kay		TE	88	Clarence Kay		TE	88	Clarence Kay		TE	88	Clarence Kay	
WR	81	Steve Watson		WR	81	Steve Watson		WR	81	Steve Watson		WR	81	Steve Watson	
QB	7	John Elway		QB	7	John Elway		QB	7	John Elway		QB	7	John Elway	
RB	47	Gerald Willhite (Ret)		RB	23	Sammy Winder		RB	23	Sammy Winder		RB	23	Sammy Winder	
RB	33	Gene Lang (Ret)		RB	30	Steve Sewell		RB	30	Steve Sewell		RB	30	Steve Sewell	
P	2	Mike Horan		P	2	Mike Horan		P	2	Mike Horan		P	2	Mike Horan	
PK	3	Rich Karlis		PK	3	Rich Karlis		PK	3	Rich Karlis		PK	3	Rich Karlis	
Ret	82	Zack Thomas		Ret	82	Zack Thomas		Ret	35	Ken Bell		Ret	35	Ken Bell	
DEFENSE				DEFENSE				DEFENSE				DEFENSE			
LE	79	Barney Chavous		LE	79	Barney Chavous		LE	61	Andre Townsend		LE	61	Andre Townsend	
MG	68	Ruben Carter		MG	68	Ruben Carter		MG	71	Greg Kragen		MG	71	Greg Kragen	
RE	75	Rulon Jones		RE	75	Rulon Jones		RE	75	Rulon Jones		RE	75	Rulon Jones	
LO	52	Jim Ryan		LO	50	Jim Ryan		LO	50	Jim Ryan		LO	73	Simon Fletcher	
LI	55	Rick Dennison		LI	77	Karl Mecklenburg		LI	77	Karl Mecklenburg		LI	77	Karl Mecklenburg	
RI	58	Steve Busick		RI	58	Steve Busick		RI	98	Ricky Hunley		RI	98	Ricky Hunley	
RO	57	Tom Jackson		RO	57	Tom Jackson		RO	57	Tom Jackson		RO	57	Tom Jackson	
RC	20	Louis Wright		RC	20	Louis Wright		RC	20	Louis Wright		RC	20	Louis Wright	
LC	31	Mike Harden		LC	31	Mike Harden		LC	31	Mike Harden		LC	31	Mike Harden	
FS	43	Steve Foley		FS	43	Steve Foley		FS	43	Steve Foley		FS	43	Steve Foley	
SS	49	Dennis Smith		SS	49	Dennis Smith		SS	49	Dennis Smith		SS	49	Dennis Smith	

1988				1989				1990				1991			
OFFENSE				OFFENSE				OFFENSE				OFFENSE			
WR	82	Vance Johnson		WR	82	Vance Johnson (Ret)		WR	82	Vance Johnson		WR	83	Michael Young	
LT	84	Ricky Nattiel		LT	83	Michael Young		LT	84	Ricky Nattiel		LT	82	Vance Johnson (Ret)	
LG	60	Gerald Perry		LG	60	Gerald Perry		LG	69	Darrell Hamilton		LG	69	Darrell Hamilton	
C	54	Keith Bishop		C	72	Keith Kartz		C	72	Keith Kartz		C	72	Keith Kartz	
RG	72	Keith Kartz		RG	66	Jim Juriga		RG	66	Jim Juriga		RG	68	Crawford Ker	
RT	76	Ken Lanier		RT	76	Ken Lanier		RT	76	Ken Lanier		RT	76	Ken Lanier	
TE	88	Clarence Kay		TE	88	Clarence Kay		TE	88	Clarence Kay		TE	88	Clarence Kay	
WR	80	Mark Jackson		WR	80	Mark Jackson		WR	80	Mark Jackson		WR	81	Shannon Sharpe	
QB	7	John Elway		QB	7	John Elway		QB	7	John Elway		QB	7	John Elway	
RB	33	Sammy Winder		RB	26	Bobby Humphrey		RB	26	Bobby Humphrey		RB	28	Gaston Green	
FB	47	Gerald Willhite		FB	40	Jeff Alexander		FB	23	Sammy Winder		FB	20	Greg Lewis	
P	2	Mike Horan		P	2	Mike Horan		P	2	Mike Horan		P	2	Mike Horan	
PK	3	Rich Karlis		PK	9	David Treadwell		PK	9	David Treadwell		PK	9	David Treadwell	
Ret	35	Ken Bell		Ret	35	Ken Bell		Ret	20	Kevin Clark		Ret	22	Alton Montgomery	
DEFENSE				DEFENSE				DEFENSE				DEFENSE			
LE	65	Walt Bowyer		LE	92	Alphonso Carreker		LE	91	Warren Powers		LE	91	Warren Powers	
NT	71	Greg Kragen		NT	71	Greg Kragen		NT	71	Greg Kragen		NT	71	Greg Kragen	
RE	61	Andre Townsend		RE	61	Andre Townsend		RE	90	Ron Holmes		RE	90	Ron Holmes	
LO	73	Simon Fletcher		LO	73	Simon Fletcher		LO	73	Simon Fletcher		LO	73	Simon Fletcher	
LI	77	Karl Mecklenburg		LI	77	Karl Mecklenburg		LI	77	Karl Mecklenburg		LI	77	Karl Mecklenburg	
RI	55	Rick Dennison		RI	55	Rick Dennison		RI	51	Marc Munford		RI	51	Mike Croel	
RO	50	Jim Ryan		RO	56	Michael Brooks		RO	56	Michael Brooks		RO	56	Michael Brooks	
RC	26	Bobby Humphrey		RC	24	Tyrone Braxton		RC	48	Randy Robbins		RC	34	Tyrone Braxton	
LC	36	Mark Haynes		LC	24	Wymon Henderson		LC	22	Alton Montgomery (Ret)		LC	24	Wymon Henderson	
WS	27	Steve Atwater		WS	27	Steve Atwater		WS	27	Steve Atwater		WS	27	Steve Atwater	
SS	49	Dennis Smith		SS	49	Dennis Smith		SS	49	Dennis Smith		SS	49	Dennis Smith	

1992				1993				1994				1995			
OFFENSE				OFFENSE				OFFENSE				OFFENSE			
WR	82	Vance Johnson		WR	82	Vance Johnson		WR	83	Anthony Miller		WR	83	Anthony Miller	
LT	86	Arthur Marshall (Ret)		LT	65	Gary Zimmerman		LT	65	Gary Zimmerman		LT	65	Gary Zimmerman	
LG	62	Jeff Davidson		LG	79	Dave Widell		LG	64	Jon Melander		LG	69	Mark Schlereth	
C	72	Keith Kartz		C	72	Keith Kartz		C	79	Dave Widell		C	66	Tom Nalen	
RG	67	Doug Widell		RG	75	Brian Habib		RG	75	Brian Habib		RG	75	Brian Habib	
RT	76	Ken Lanier		RT	68	Russell Freeman		RT	76	Kirk Scraftford		RT	76	Broderick Thompson	
TE	84	Shannon Sharpe		TE	84	Shannon Sharpe		TE	84	Shannon Sharpe		TE	84	Shannon Sharpe	
WR	80	Mark Jackson		WR	85	Derek Russell		WR	85	Derek Russell		WR	81	Mike Pritchard	
QB	7	John Elway		QB	7	John Elway		QB	7	John Elway		QB	7	John Elway	
RB	20	Greg Lewis		RB	33	Rod Bernstine		RB	42	Leonard Russell		RB	30	Terrell Davis	
FB	38	Reggie Rivers		FB	22	Glyn Milburn		FB	22	Glyn Milburn		FB	29	Aaron Craver	
P	2	Mike Horan		P	16	Tom Rouen		P	16	Tom Rouen		P	16	Tom Rouen	
PK	9	David Treadwell		PK	1	Jason Elam		PK	1	Jason Elam		PK	1	Jason Elam	
Ret	22	Alton Montgomery		Ret	22	Glyn Milburn		Ret	22	Glyn Milburn		Ret	22	Glyn Milburn	
DEFENSE				DEFENSE				DEFENSE				DEFENSE			
LE	70	Brian Sochia		LE	90	Dan Williams		LE	99	Shane Dronett		LE	96	Harald Hasselbach	
NT	71	Greg Kragen		NT	71	Greg Kragen		NT	97	Shane Dronett		NT	93	James Jones	
RE	96	Kenny Walker		RE	99	Shane Dronett		RE	96	Harald Hasselbach		RE	95	Michael Dean Perry	
LO	51	Mike Croel		LOLB	51	Mike Croel		RE	73	Simon Fletcher		RE	73	Simon Fletcher	
LI	77	Karl Mecklenburg		LILB	77	Karl Mecklenburg		LLB	51	Mike Croel		LLB	58	Elijah Alexander	
RI	56	Michael Brooks		RILB	57	Dave Wyman		MLB	77	Karl Mecklenburg		MLB	92	Dave Wyman	
RO	73	Simon Fletcher		ROLB	73	Simon Fletcher		RLB	58	Elijah Alexander		RLB	57	Allen Aldridge	
LC	34	Tyrone Braxton		LCB	34	Tyrone Braxton		LCB	26	Ben Smith		LCB	39	Ray Crockett	
RC	24	Wymon Henderson		RCB	29	Charles Dimry		RCB	39	Ray Crockett		RCB	48	Lionel Washington	
FS	27	Steve Atwater		FS	27	Steve Atwater		FS	49	Dennis Smith		FS	27	Steve Atwater	
SS	49	Dennis Smith		SS	49	Dennis Smith		SS	27	Steve Atwater		SS	34	Tyrone Braxton	

DEFENSE				DEFENSE				DEFENSE				DEFENSE			
LE	90	Dan Williams		LE	90	Neil Smith		LE	90	Neil Smith		LE	90	Neil Smith	
LT	97	Mike Lodish		LT	94	Keith Traylor		LT	94	Keith Traylor		LT	94	Keith Traylor	
RT	95	Michael Dean Perry		RT	98	Maa Tanuvasa		RT	93	Trevor Pryce		RT	93	Trevor Pryce	
					95	Michael Dean Perry									
RE	91	Alfred Williams		RE	91	Alfred Williams		RE	98	Maa Tanuvasa		RE	98	Maa Tanuvasa	
													91	Alfred Williams	
SLB	53	Bill Romanowski		SLB	53	Bill Romanowski		SLB	53	Bill Romanowski		SLB	53	Bill Romanowski	
MLB	57	Allen Aldridge		MLB	57	Allen Aldridge		MLB	59	Glenn Cadrez		MLB	56	Al Wilson	
WLB	51	John Mobley		WLB	51	John Mobley		WLB	51	John Mobley		WLB	59	Glenn Cadrez	
LCB	39	Ray Crockett		LCB	39	Ray Crockett		LCB	39	Ray Crockett		LCB	39	Ray Crockett	
RCB	48	Lionel Washington		RCB	23	Darrien Gordon (Pret)		RCB	21	Darrien Gordon (Pret)		RCB	40	Dale Carter	
FS	27	Steve Atwater		FS	27	Steve Atwater		FS	27	Steve Atwater		FS	26	Eric Brown	
SS	34	Tyrone Braxton		SS	34	Tyrone Braxton		SS	34	Tyrone Braxton		SS	34	Tyrone Braxton	



2000			2001			2002		
OFFENSE			OFFENSE			OFFENSE		
WR	80	Rod Smith	WR	80	Rod Smith	WR	80	Rod Smith
LT	77	Tony Jones	LT	70	Trey Teague	LT	74	Ephraim Salaam
LG	69	Mark Schlereth	LG	64	Lennie Friedman	LG	79	Steve Herndon (last 9)
	64	Lennie Friedman					50	Ben Hamilton (first 7)
C	66	Tom Nalen	C	66	Tom Nalen	C	50	Ben Hamilton (last 9)
							66	Tom Nalen (first 7)
RG	62	Dan Neil	RG	62	Dan Neil	RG	62	Dan Neil
RT	78	Matt Lepsis	RT	78	Matt Lepsis	RT	78	Matt Lepsis
TE	89	Dwayne Carswell	TE	89	Dwayne Carswell	TE	84	Shannon Sharpe
WR	87	Ed McCaffrey	WR	87	Ed McCaffrey (1)	WR	87	Ed McCaffrey
				85	Eddie Kennison (7)			
				81	Keith Poole (3)			
				82	Kevin Kasper (4)			
QB	14	Brian Griese	QB	14	Brian Griese	QB	14	Brian Griese
RB	38	Mike Anderson (12)	RB	30	Terrell Davis (8)	RB	26	Clinton Portis
	30	Terrell Davis (4)		38	Mike Anderson (7)			
FB	29	Howard Griffith	FB	37	Tony Carter (6)	FB	38	Mike Anderson
				86	Patrick Hape (8)			
P	16	Tom Rouen	P	16	Tom Rouen	P	4	Micah Knorr (last 8)
							16	Tom Rouen (first 8)
PK	1	Jason Elam	PK	1	Jason Elam	PK	1	Jason Elam
KRet	24	Deltha O'Neal	KRet	84	Chris Cole	KRet	34	Reuben Droughns
							83	Scottie Montgomery
							82	Kevin Kasper
PRet	24	Deltha O'Neal	PRet	24	Deltha O'Neal	PRet	24	Deltha O'Neal
DEFENSE			DEFENSE			DEFENSE		
LE	98	Maa Tanuvasa	LE	97	Keith Washington	LE	93	Trevor Pryce
LT	94	Keith Traylor	LT	91	Chester McGlockton	LT	94	Lional Dalton
RT	93	Trevor Pryce	RT	93	Trevor Pryce	RT	91	Chester McGlockton
RE	95	Kavika Pittman	RE	95	Kavika Pittman	RE	95	Kavika Pittman
SLB	53	Bill Romanowski	SLB	53	Bill Romanowski	SLB	51	John Mobley
MLB	56	Al Wilson	MLB	56	Al Wilson	MLB	56	Al Wilson
WLB	51	John Mobley	WLB	51	John Mobley	WLB	52	Ian Gold
LCB	39	Ray Crockett	LCB	24	Deltha O'Neal	LCB	24	Deltha O'Neal
RCB	27	Terrell Buckley	RCB	27	Denard Walker	RCB	27	Denard Walker
FS	26	Eric Brown	FS	26	Eric Brown	FS	43	Izell Reese
SS	32	Billy Jenkins	SS	28	Kenoy Kennedy	SS	28	Kenoy Kennedy

## YEAR-BY-YEAR FINAL RECORDS

Year	W	L	T	Div. Finish	Coach	Postseason (record)
1960	4	9	1	Fourth	Frank Filchock	
1961	3	11	0	Third	Frank Filchock	
1962	7	7	0	Second	Jack Faulkner	
1963	2	11	1	Fourth	Jack Faulkner	
1964	2	11	1	Fourth	Jack Faulkner (0-4) / Mac Speedie (2-7-1)	
1965	4	10	0	Fourth	Mac Speedie	
1966	4	10	0	Fourth	Mac Speedie (0-2) / Ray Malavasi (4-8)	
1967	3	11	0	Fourth	Lou Saban	
1968	5	9	0	Fourth	Lou Saban	
1969	5	8	1	Fourth	Lou Saban	
1970	5	8	1	Fourth	Lou Saban	
1971	4	9	1	Fourth	Lou Saban (2-6-1) / Jerry Smith (2-3)	
1972	5	9	0	Third	John Ralston	
1973	7	5	2	Second	John Ralston	
1974	7	6	1	Second	John Ralston	
1975	6	8	0	Second	John Ralston	
1976	9	5	0	Second	John Ralston	
1977	12	2	0	First	Red Miller	Super Bowl (2-1)
1978	10	6	0	First	Red Miller	Playoffs (0-1)
1979	10	6	0	Second	Red Miller	Playoffs (0-1)
1980	8	8	0	Fourth	Red Miller	
1981	10	6	0	First (tie)	Dan Reeves	
1982	2	7	0	Fifth	Dan Reeves	
1983	9	7	0	Third	Dan Reeves	Playoffs (0-1)
1984	13	3	0	First	Dan Reeves	Playoffs (0-1)
1985	11	5	0	Second	Dan Reeves	
1986	11	5	0	First	Dan Reeves	Super Bowl (2-1)
1987	10	4	1	First	Dan Reeves	Super Bowl (2-1)
1988	8	8	0	Second	Dan Reeves	
1989	11	5	0	First	Dan Reeves	Super Bowl (2-1)
1990	5	11	0	Fifth	Dan Reeves	
1991	12	4	0	First	Dan Reeves	AFC Championship (1-1)
1992	8	8	0	Third	Dan Reeves	
1993	9	7	0	Third	Wade Phillips	Playoffs (0-1)
1994	7	9	0	Fourth	Wade Phillips	
1995	8	8	0	Fourth	Mike Shanahan	
1996	13	3	0	First	Mike Shanahan	Playoffs (0-1)
1997	12	4	0	Second	Mike Shanahan	Super Bowl Champion (4-0)
1998	14	2	0	First	Mike Shanahan	Super Bowl Champion (3-0)
1999	6	10	0	Fifth	Mike Shanahan	
2000	11	5	0	Second	Mike Shanahan	Playoffs (0-1)
2001	8	8	0	Third	Mike Shanahan	
2002	9	7	0	Second	Mike Shanahan	
Total	329	305	10	(.519)		(Total Playoff Record: 16-12)

• 14 Playoff appearances • 7 AFC Championship Games • 6 Super Bowls • 2 World Championships





## 2000 AFC WILD CARD PLAYOFF GAME

## BALTIMORE 21, DENVER 3

Sun., Dec. 31, 2000 • 12:35 p.m. EST • PSINet Stadium • Baltimore, Md.

Weather: Mostly Sunny, 22° (wind chill 5°), Wind NNW 20-25 mph • Attendance: 69,638 • Time: 2:54

The Broncos' season ended in a disappointing 21-3 defeat at the hands of the Baltimore Ravens in an AFC Wild Card Playoff Game at PSINet Stadium in Baltimore on a blustery New Year's Eve day. Denver's offense managed just 177 yards—the club's third lowest output in 28 postseason games—and nine first downs against a record-setting Ravens defense, which put an end to the Broncos' seven-game postseason win streak.

After a scoreless first quarter, Baltimore put the first points on the scoreboard when Jamal Lewis' reach the end zone from 1 yard out early in the second quarter to cap a 10-play, 75-yard drive. The Broncos answered with a 31-yard Jason Elam field goal to narrow the deficit to 7-3 when a promising 12-play, 68-yard drive stalled after a 3rd-and-1 opportunity at the Ravens' 12-yard line. What followed would prove to be the play of the game, if not one of the more bizarre plays of the year.

The Ravens' Corey Harris returned the ensuing kickoff 15 yards to the Baltimore 42-yard line. On 1st-and-10, Baltimore's Trent Dilfer attempted a screen pass to Lewis, who tipped the ball into and out of the hands of Denver cornerback Terrell Buckley. The loose ball was grabbed out of the air by former Broncos tight end Shannon Sharpe who dashed 58 yards for a touchdown, boosting the lead to 14-3.

Baltimore increased its halftime lead to 21-3 late in the third quarter when Lewis ran 27 yards for this second touchdown of the day to cap the scoring.

Denver managed just 83 yards on its eight second-half possessions and was held scoreless to preserve the lowest scoring output (3) in franchise postseason history. The Broncos penetrated Ravens territory just once all day, and ran just seven plays on the Baltimore side of the field.

Broncos quarterback Gus Frerotte, subbing for the injured Brian Griese, completed 13 of 28 passes for 124 yards with one interception, while Ed McCaffrey led all receivers with eight catches for 75 yards. Mike Anderson led the Broncos in rushing with 40 yards on 15 carries. Safety Billy Jenkins and defensive end Maa Tanuvasa each had sacks for the Broncos' defense, which held Baltimore to 244 yards total offense and forced 10 punts.

## OFFICIALS

Referee — Larry Nemmers (20); Umpire — Bob Wagner (100); Head Linesman — Tony Veteri (36); Line Judge — Ron Phares (10); Field Judge — Steve Zimmer (33); Side Judge — Doug Toole (4); Back Judge — Richard Reels (83); Replay — Bob Boylston

## STARTING LINEUPS

Denver Broncos				Baltimore Ravens			
Offense		Defense		Offense		Defense	
WR 80	R. Smith	LE 98	M. Tanuvasa	WR 87	Q. Ismail	LE 90	R. Burnett
LT 77	T. Jones	LT 94	K. Traylor	LT 75	J. Ogden	LT 95	S. Adams
LG 64	L. Friedman	RT 93	T. Pryce	LG 64	E. Multitalo	RT 98	T. Siragusa
C 66	T. Nalen	RE 95	K. Pittman	C 60	J. Mitchell	RE 99	M. McCrary
RG 62	D. Neil	WLB 51	J. Mobley	RG 62	M. Flynn	LLB 58	P. Boulware
RT 78	M. Lepsis	MLB 56	A. Wilson	RT 70	H. Swayne	MLB 52	R. Lewis
TE 89	D. Carswell	SLB 53	B. Romanowski	TE 82	S. Sharpe	RLB 55	J. Sharper
WR 87	E. McCaffrey	LCB 39	R. Crockett	TE 81	B. Coates	LCB 22	D. Starks
QB 12	G. Frerotte	RCB 27	T. Buckley	QB 8	T. Dilfer	RCB 21	C. McAlister
RB 38	M. Anderson	SS 32	B. Jenkins	RB 31	J. Lewis	SS 20	K. Herring
FB 29	H. Griffith	FS 26	E. Brown	FB 32	S. Gash	FS 26	R. Woodson

**DENVER SUBSTITUTIONS:** K 1 J. Elam, K 2 S. Lindsey, P 16 T. Rouen, QB 17 J. Jackson, CB 24 D. O'Neal, S 28 K. Kennedy, CB 33 J. Spencer, CB 35 J. Suttle, FB 42 D. Smith, RB 46 K. Coleman, S 48 G. Coghill, LB 52 I. Gold, LB 55 K. Burns, LB 59 G. Cadrez, C 60 K.C. Jones, G/T 65 C. Carlisle, WR 81 S. Montgomery, WR 83 T. McGriff, TE 86 B. Chamberlain, TE 88 De. Clark, DE 92 L. Archambeau, DE 96 H. Hasselbach, DT 97 M. Lodish. **DID NOT PLAY:** QB 14 B. Griese. **INACTIVE:** RB 30 T. Davis, S 47 Da. Clark, TE 82 B. Miller, WR 84 C. Cole, WR 85 C. Fields, DT 90 J. Johnson, DE 99 M. Reagor.

## FIELD GOALS (made (\_\_\_) &amp; missed)

		1	2	3	4	OT	TOTAL
VISITOR	Denver Broncos	0	3	0	0	—	3
HOME	Baltimore Ravens	0	14	7	0	—	21

Team	Qtr	Clock Time	PLAY DESCRIPTION (Extra Point) (Drive Info)				SCORE	
							Visitor	Home
RAVENS	2	11:43	Ja. Lewis 1 yd. run (M. Stover, kick) (10-75, 5:51)				0	7
BRONCOS	2	4:31	J. Elam 31 yd. Field Goal (12-68, 7:12)				3	7
RAVENS	2	4:06	S. Sharpe 58 yd. pass from T. Dilfer (M. Stover, kick) (1-58, 0:25)				3	14
RAVENS	3	3:19	Ja. Lewis 27 yd. run (M. Stover, kick) (2-28, 0:42)				3	21

## FINAL BRONCOS DEFENSIVE STATISTICS

(Based on unofficial press box statistics)

Player	UT	A	TT	S-yds	I-yds	PD	FF	FR	Player	UT	A	TT	S-yds	I-yds	PD	FF	FR
B. Jenkins	10	2	12	1-10	0-0	0	1	0	I. Gold	1	0	1	0-0	0-0	0	0	0
T. Pryce	7	0	7	0-0	0-0	1	0	0	M. Lodish	1	0	1	0-0	0-0	0	0	0
J. Mobley	6	0	6	0-0	0-0	0	0	0	K. Traylor	0	1	1	0-0	0-0	0	0	0
A. Wilson	4	2	6	0-0	0-0	0	0	0	L. Archambeau	0	0	0	0-0	0-0	0	0	0
E. Brown	4	1	5	0-0	0-0	0	0	0	T. Buckley	0	0	0	0-0	0-0	0	0	0
M. Tanuvasa	3	2	5	1-2	0-0	0	0	0	G. Gadrez	0	0	0	0-0	0-0	0	0	0
H. Hasselbach	4	0	4	0-0	0-0	0	0	0	D. O'Neal	0	0	0	0-0	0-0	0	0	0
B. Romanowski	2	2	4	0-0	0-0	0	0	0	J. Spencer	0	0	0	0-0	0-0	0	0	0
K. Pittman	2	1	3	0-0	0-0	0	0	0	<b>Team Totals</b>	<b>46</b>	<b>11</b>	<b>57</b>	<b>2-12</b>	<b>0-0</b>	<b>1</b>	<b>1</b>	<b>0</b>
R. Crockett	2	0	2	0-0	0-0	0	0	0									

## FINAL INDIVIDUAL STATISTICS

Denver Broncos											Baltimore Ravens																	
RUSHING	ATT	YDS	AVG	LG	TD						RUSHING	ATT	YDS	AVG	LG	TD												
M. Anderson	15	40	2.7	13	0						Ja. Lewis	30	110	3.7	27	2												
R. Smith	2	3	1.5	7	0						P. Holmes	5	6	1.2	4	0												
G. Frerotte	1	-1	-1.0	-1	0						Je. Lewis	1	5	5.0	5	0												
											T. Dilfer	1	2	2.0	2	0												
											T. Banks	1	-1	-1.0	-1	0												
Total	18	42	2.3	13	0						Total	38	122	3.2	27	2												
PASSING	ATT	CMP	YDS	TKD/Y	TD	LG	IN						PASSING	ATT	CMP	YDS	TKD/Y	TD	LG	IN								
G. Frerotte	28	13	124	4/34	0	24	1						T. Dilfer	14	9	130	2/12	1	58	0								
J. Jackson	10	5	54	1/9	0	19	0						T. Banks	1	0	0	0/0	0	0	0								
Total	38	18	178	5/43	0	24	1						Total	15	9	130	2/12	1	58	0								
PASS RECEIVING	NO	YDS	AVG	LG	TD						PASS RECEIVING	NO	YDS	AVG	LG	TD												
E. McCaffrey	8	75	9.4	16	0						Q. Ismail	4	35	8.8	15	0												
R. Smith	3	58	19.3	24	0						S. Sharpe	3	73	24.3	58	1												
M. Anderson	2	10	5.0	8	0						Ja. Lewis	1	15	15.0	15	0												
D. Carswell	2	8	4.0	6	0						S. Gash	1	7	7.0	7	0												
H. Griffith	1	16	16.0	16	0																							
T. McGriff	1	6	6.0	6	0																							
De. Clark	1	5	5.0	5	0																							
Total	18	178	9.9	24	0						Total	9	130	14.4	58	1												
INTERCEPTIONS	NO	YDS	LG	TD						INTERCEPTIONS	NO	YDS	LG	TD														
										R. Lewis	1	4	4	0														
Total	0	0	0	0						Total	1	4	4	0														
PUNTING	NO	YDS	AVG	TB	IN20	LG						PUNTING	NO	YDS	AVG	TB	IN20	LG										
T. Rouen	9	346	38.4	0	0	62						R. Richardson	10	383	38.3	2	4	66										
Total	9	346	38.4	0	0	62						Total	10	383	38.3	2	4	66										
PUNT RETURNS	NO	FC	YDS	LG	TD						PUNT RETURNS	NO	FC	YDS	LG	TD												
D. O'Neal	3	0	13	7	0						Je. Lewis	4	2	26	17	0												
D. Smith	1	0	0	0	0						(DOWNED)	3	0	0	0	0												
T. Buckley	0	1	0	0	0																							
(DOWNED)	3	0	0	0	0																							
(TOUCHBACK)	2	0	0	0	0																							
Returns	4	1	13	7	0						Returns	4	2	26	17	0												
KICKOFF RETURNS	NO	FC	YDS	LG	TD						KICKOFF RETURNS	NO	FC	YDS	LG	TD												
B. Chamberlain	1	0	15	15	0						C. Harris	1	0	15	15	0												
D. Smith	1	0	15	15	0						B. Coates	1	0	8	8	0												
D. O'Neal	1	0	13	13	0																							
(TOUCHBACK)	1	0	0	0	0																							
Returns	3	0	43	15	0						Returns	2	0	23	15	0												
Denver Broncos	Fum	Own	Rec.	Yds	TD	FF	Rec.	Yds	TD	Out	Bnds						Baltimore Ravens	Fum	Own	Rec.	Yds	TD	FF	Rec.	Yds	TD	Out	Bnds
FUMBLES	0	0	0	0	0	1	0	0	0	0	0						FUMBLES	1	0	0	0	0	0	0	0	0	0	0
B. Jenkins	1	0	0	0	0	0	0	0	0	0	0						T. Dilfer	0	1	0	0	0	0	0	0	0	0	0
																	J. Ogden	0	1	0	0	0	0	0	0	0	0	0
Total	0	0	0	0	0	1	0	0	0	0	0						Total	1	1	0	0	0	0	0	0	0	0	0

## FINAL TEAM STATISTICS

	VISITOR BRONCOS	HOME RAVENS
TOTAL FIRST DOWNS	9	13
By Rushing	1	5
By Passing	8	7
By Penalty	0	1
THIRD DOWN EFFICIENCY	3-16-19%	4-14-29%
FOURTH DOWN EFFICIENCY	1-3-33%	0-0-0%
TOTAL NET YARDS	177	240
Total Offensive Plays (inc. times thrown passing)	61	55
Average gain per offensive play	2.9	4.4
NET YARDS RUSHING	42	122
Total Rushing Plays	18	38
Average gain per rushing play	2.3	3.2
Tackles for a loss – number and yards	1-4	3-6
NET YARDS PASSING	135	118
Times thrown – yards lost attempting to pass	5-43	2-12
Gross yards passing	178	130
PASS ATTEMPTS-COMPLETIONS-HAD INTERCEPTED	38-18-1	15-9-0
Average gain per pass play (inc. # thrown passing)	3.1	6.9
KICKOFFS Number-In End Zone-Touchbacks	2-0-0	4-1-1
PUNTS Number and Average	9-38.4	10-38.3
Had Blocked	0	0
FGs – PATs Had Blocked	0-0	0-0
Net punting average	35.6	33
TOTAL RETURN YARDAGE (Not Including Kickoffs)	13	30
No. and Yards Punt Returns	4-13	4-26
No. and Yards Kickoff Returns	3-43	2-23
No. and Yards Interception Returns	0-0	1-4
PENALTIES Number and Yards	6-33	4-30
FUMBLES Number and Lost	0-0	1-0
TOUCHDOWNS	0	3
Rushing	0	2
Passing	0	1
EXTRA POINTS Made-Attempts	0-0	3-3
Kicking Made-Attempts	0-0	3-3
FIELD GOALS Made-Attempts	1-1	0-0
SAFETIES	0	0
FINAL SCORE	3	21
TIME OF POSSESSION	27:37	32:23

## SUPER BOWL XXXIII

DENVER 34. ATLANTA 19

Sun., Jan. 31, 1999 • 6:25 p.m. EST • Pro Player Stadium • Miami, Fla.

**Weather:** Mostly Cloudy, 73°, Wind E 10 mph • **Attendance:** 74,803 • **Time:** 3:18

The Denver Broncos clinched their second straight World Championship with a 34-19 victory over the Atlanta Falcons in Super Bowl XXXIII before 74,803 at Miami's Pro Player Stadium, and millions more watching around the world. With the win, Denver joined just five other franchises who have won back-to-back Super Bowl titles, and posted just the seventh repeat championship in Super Bowl history. The win also gave Denver 33 wins in the past two seasons, and 46 wins in the past three, both NFL records.

Quarterback John Elway claimed the game's Most Valuable Player award by completing 18 of 29 passes for 336 yards (3rd-most in Super Bowl history), including an 80-yard touchdown toss to Rod Smith in the second quarter that tied for the second-longest TD pass in Super Bowl history. He also ran for a 3-yard score in the fourth quarter, making him the oldest player (38) to score a touchdown in the Super Bowl, eclipsing the record he set a year earlier by scoring in Super Bowl XXXII.

Elway's accurate passing and Terrell Davis' effective running (25 carries, 102 yards) kept the Falcons off balance all day. The Broncos' defense chipped in, as well, with two sacks and four forced turnovers, including two interceptions by Darrien Gordon, who set Super Bowl records for most interception-return yards in a game (108).

Atlanta took the opening kickoff and capped its drive with a 32-yard Morten Andersen field goal, before Denver answered with the game's next 17 points. The first score came on a 1-yard run by fullback Howard Griffith that capped a 10-play, 80-yard opening drive by the Broncos, and the lead was increased to 10-3 on a 26-yard Jason Elam field goal that capped Denver's third possession. After Andersen missed a 26-yard field goal attempt the Broncos' answered with the Elway-to-Smith 80-yard score on the next play to push the lead to 17-3. The Falcons narrowed the margin to 17-6 at halftime with a 28-yard Andersen field goal.

After a scoreless third quarter, Denver took advantage of Gordon's first interception by capping a short 24-yard drive with another Griffith 1-yard touchdown run early in the fourth quarter. Gordon's second pickoff set up Elway's 3-yard touchdown run that put Denver ahead 31-6 with 11:20 remaining. Two late touchdowns by Atlanta sandwiched around a 37-yard Elam field goal to produce the final margin.

Davis set an NFL record with his seventh straight 100-yard game in the postseason, defensive tackle Mike Lodish set a record by playing in his sixth Super Bowl, and Bill Romanowski became just the second player to win back-to-back titles with two different teams.

## OFFICIALS

**Referee** — Bernie Kukar (86); **Umpire** — Jim Daopoulos (75); **Head Linesman** — Sanford Rivers (21); **Line Judge** — Ron Baynes (56); **Field Judge** — Tim Mills (80); **Side Judge** — Gary Lane (120); **Back Judge** — Don Hakes (96)

## STARTING LINEUPS

Denver Broncos				Atlanta Falcons			
Offense		Defense		Offense		Defense	
WR 80	R. Smith	LE 96	H. Hasselbach	WR 80	T. Martin	LE 92	L. Archambeau
LT 77	T. Jones	LT 94	K. Traylor	LT 70	B. Whitfield	LT 98	T. Hall
LG 69	M. Schlereth	RT 93	T. Pryce	LG 68	C. Collins	RT 75	S. Dronett
C 66	T. Nalen	RE 98	M. Tanuvasa	C 61	R. Tobeck	RE 90	C. Smith
RG 62	D. Neil	WLB 51	J. Mobley	RG 69	G. Williams	WLB 97	C. Bennett
RT 74	H. Swayne	MLB 59	G. Cadrez	RT 74	E. Salaam	MLB 58	J. Tuggle
TE 84	S. Sharpe	SLB 53	B. Romanowski	TE 88	O.J. Santiago	SLB 94	H. Crockett
WR 87	E. McCaffrey	LCB 39	R. Crockett	WR 81	T. Mathis	LCB 34	R. Buchanan
QB 7	J. Elway	RCB 21	D. Gordon	QB 12	C. Chandler	RCB 20	M. Booker
HB 30	T. Davis	SS 34	T. Braxton	RB 32	J. Anderson	SS 35	W. White
FB 29	H. Griffith	FS 27	S. Atwater	FB 85	B. Kozlowski	FS 41	E. Robinson

**DENVER SUBSTITUTIONS:** K 1 J. Elam, QB 6 B. Brister, P 16 T. Rouen, CB 20 T. James, RB 22 V. Hebron, CB 25 D. Johnson, CB 28 T. Paul, RB 31 D. Loville, RB 37 A. Lynn, FB 42 D. Smith, S 48 G. Coghill, LB 56 K. Burns, G 63 D. Diaz-Infante, T 78 M. Lepsis, WR 82 M. Nash, WR 85 W. Green, TE 86 B. Chamberlain, TE 89 D. Carswell, DE 90 N. Smith, DE 91 A. Williams, DE 95 M. Washington, DT 97 M. Lodish, LB 99 S. Joyner. **INACTIVE:** QB 14 B. Griese, S 26 E. Brown, LB 54 N. Wayne, C 60 K.C. Jones, T 70 T. Teague, DE 73 C. Brown, G 79 C. Banks, WR 83 J. Armour.

J. Elam				FIELD GOALS (made (___) & missed)				M. Andersen			
(26) 38WR 48WL (32)								(32) 26WR (28)			
VISITOR				1				2			
HOME				7				10			
Denver Broncos				3				0			
Atlanta Falcons				3				0			
								17			
								—			
								19			

Team				Qtr				Clock				SCORING PLAY				SCORE			
FALCONS	1	9:35	M. Andersen 32 yd. Field Goal (10-48, 5:25)													Visitor	Home		
BRONCOS	1	3:55	H. Griffith 1 yd. run (J. Elam, kick) (10-80, 5:40)													0	3		
BRONCOS	2	9:17	J. Elam 26 yd. Field Goal (11-63, 4:58)													10	3		
BRONCOS	2	4:54	R. Smith 80 yd. pass from J. Elway (J. Elam, kick) (1-80, 0:13)													17	3		
FALCONS	2	2:25	M. Andersen 28 yd. Field Goal (7-38, 2:29)													17	6		
BRONCOS	4	14:56	H. Griffith 1 yd. run (J. Elam, kick) (5-24, 1:50)													24	6		
BRONCOS	4	11:20	J. Elway 3 yd. run (J. Elam, kick) (3-48, 1:17)													31	6		
FALCONS	4	11:01	T. Dwight 94 yd. kickoff return (M. Andersen, kick)													31	13		
BRONCOS	4	7:08	J. Elam 37 yd. Field Goal (7-36, 3:53)													34	13		
FALCONS	4	2:04	T. Mathis 3 yd. pass from C. Chandler (2-pt. Attempt Failed) (16-76, 5:04)													34	19		

## FINAL BRONCOS DEFENSIVE STATISTICS

(Based on unofficial press box statistics)

Player	UT	A	TT	PD	FF	FR	S-yds	I-yds	Player	UT	A	TT	PD	FF	FR	S-yds	I-yds
G. Cadrez	4	4	8	0	0	0	0-0	0-0	H. Hasselbach	1	1	2	0	0	0	0-0	0-0
S. Atwater	4	3	7	1	0	0	0-0	0-0	G. Coghill	1	0	1	0	1	0	0-0	0-0
R. Crockett	5	0	5	0	0	0	0-0	0-0	D. Johnson	1	0	1	1	0	0	0-0	1-28
B. Romanowski	4	1	5	1	0	0	1-7	0-0	M. Washington	1	0	1	0	0	0	0-0	0-0
D. Gordon	2	1	3	3	0	0	0-0	2-108	T. Pryce	0	0	1	1	0	0	0-0	0-0
M. Tanuvasa	2	1	3	0	0	0	0-0	0-0	N. Smith	0	1	1	0	0	0	0-0	0-0
J. Mobley	1	2	3	0	0	0	1-6	0-0	T. James	0	0	0	1	0	0	0-0	0-0
K. Traylor	1	2	3	1	0	0	0-0	0-0	M. Lodish	0	0	0	0	0	0	0-0	0-0
A. Williams	2	0	2	2	0	0	0-0	0-0	<b>Team Totals</b>	<b>30</b>	<b>18</b>	<b>48</b>	<b>11</b>	<b>1</b>	<b>1</b>	<b>2-13</b>	<b>3-136</b>
T. Braxton	1	1	2	1	0	1	0-0	0-0									

## FINAL INDIVIDUAL STATISTICS

Denver Broncos							Atlanta Falcons							
RUSHING	ATT	YDS	AVG	LG	TD		RUSHING	ATT	YDS	AVG	LG	TD		
T. Davis	25	102	4.1	15	0		J. Anderson	18	96	5.3	15	0		
H. Griffith	4	9	2.3	4	2		C. Chandler	4	30	7.5	12	0		
D. Loville	2	8	4.0	6	0		T. Dwight	1	5	5.0	5	0		
J. Elway	3	2	0.7	3t	1									
R. Smith	1	1	1.0	1	0									
B. Brister	1	-1	-1.0	-1	0									
Total	36	121	3.4	15	3		Total	23	131	5.7	15	0		
PASSING	ATT	CMP	YDS	TD	LG	IN	PASSING	ATT	CMP	YDS	TD	LG	IN	
J. Elway	29	18	336	0/0	1	80t	C. Chandler	35	19	219	2/13	1	30	3
Total	29	18	336	0/0	1	80t	Total	35	19	219	2/13	1	30	3
PASS RECEIVING	NO	YDS	LG	TD			PASS RECEIVING	NO	YDS	LG	TD			
R. Smith	5	152	80t	1			T. Mathis	7	85	30	1			
E. McCaffrey	5	72	25	0			T. Martin	5	79	23	0			
B. Chamberlain	3	29	13	0			J. Anderson	3	16	9	0			
T. Davis	2	50	39	0			R. Harris	2	21	13	0			
S. Sharpe	2	26	14	0			O.J. Santiago	1	13	13	0			
H. Griffith	1	7	7	0			B. Kozlowski	1	5	5	0			
Total	18	336	80t	1			Total	19	219	30	1			
INTERCEPTIONS	NO	YDS	LG	TD			INTERCEPTIONS	NO	YDS	LG	TD			
D. Gordon	2	108	58	0			R. Bradford	1	1	1	0			
D. Johnson	1	28	28	0										
Total	3	136	58	0			Total	1	1	1	0			
PUNTING	NO	YDS	AVG	TB	IN20	LG	PUNTING	NO	YDS	AVG	TB	IN20	LG	
T. Rouen	1	35	35.0	0	1	35	D. Strzyzinski	1	39	39.0	0	0	39	
Total	1	35	35.0	0	1	35	Total	1	39	39.0	0	0	39	
PUNT RETURNS (DOWNED)	NO	FC	YDS	LG	TD		PUNT RETURNS	NO	FC	YDS	LG	TD		
T. Dwight	1	0	0	0	0		T. Dwight	0	1	0	0	0		
Returns	0	0	0	0	0		Returns	0	0	0	0	0		
KICKOFF RETURNS	NO	FC	YDS	LG	TD		KICKOFF RETURNS	NO	FC	YDS	LG	TD		
V. Hebron	2	0	42	26	0		T. Dwight	5	0	210	94t	1		
B. Chamberlain	1	0	2	2	0		B. Kozlowski	2	0	17	16	0		
Returns	3	44	26	0			Returns	7	227	94	1			
Denver Broncos FUMBLES	Fum	Own	Rec.	Yds	TD	Opp. Rec.	Yds	TD	Out	Bnds				
G. Coghill	0	0	0	0	1	0	0	0	0	0				
T. Braxton	0	0	0	0	0	1	4	0	0	0				
Total	0	0	0	0	1	1	4	0	0	0				
Atlanta Falcons FUMBLES	Fum	Own	Rec.	Yds	TD	Opp. Rec.	Yds	TD	Out	Bnds				
J. Anderson	1	0	0	0	0	0	0	0	0	0				
Total	1	0	0	0	0	0	0	0	0	0				

## FINAL TEAM STATISTICS

	VISITOR BRONCOS	HOME FALCONS
TOTAL FIRST DOWNS	22	21
By Rushing	8	8
By Passing	14	12
By Penalty	0	1
THIRD DOWN EFFICIENCY	6-13-46%	5-11-45%
FOURTH DOWN EFFICIENCY	0-1-0%	1-2-50%
TOTAL NET YARDS	457	337
Total Offensive Plays (inc. times thrown passing)	65	60
Average gain per offensive play	7.0	5.6
NET YARDS RUSHING	121	131
Total Rushing Plays	36	23
Average gain per rushing play	3.4	5.7
NET YARDS PASSING	336	206
Times thrown – yards lost attempting to pass	0-0	2-13
Gross yards passing	336	219
PASS ATTEMPTS-COMPLETIONS-HAD INTERCEPTED	29-18-1	35-19-3
Average gain per pass play (inc. # thrown passing)	11.6	5.6
KICKOFFS Number-In End Zone-Touchbacks	7-0-0	5-2-1
PUNTS Number and Average	1-35	1-39
Had Blocked	0	0
FGs – PATs Had Blocked	0-0	0-0
TOTAL RETURN YARDAGE (Not Including Kickoffs)	136	1
No. and Yards Punt Returns	0-0	0-0
No. and Yards Kickoff Returns	3-44	7-227
No. and Yards Interception Returns	3-136	1-1
PENALTIES Number and Yards	4-61	0-0
FUMBLES Number and Lost	0-0	1-1
TOUCHDOWNS	4	2
Rushing	3	0
Passing	1	1
Kickoff Returns	0	1
EXTRA POINTS Made-Attempts	4-4	1-2
Kicking Made-Attempts	4-4	1-1
Passing Made-Attempts	0-0	0-1
FIELD GOALS Made-Attempts	2-4	2-3
SAFETIES	0	0
FINAL SCORE	34	19
TIME OF POSSESSION	31:23	28:37



# 1998 AFC CHAMPIONSHIP GAME

DENVER 23, NEW YORK JETS 10

Sun., Jan. 17, 1999 • 2:15 p.m. MST • Mile High Stadium • Denver

**Weather:** Sunny, 41°, Wind NW 24 mph (wind chill 18°) • **Attendance:** 75,482 • **Time:** 3:16

The Broncos clinched their AFC-record sixth berth in a Super Bowl by defeating the New York Jets 23-10 in the AFC Championship Game before a crowd of 75,482 at Mile High Stadium and a CBS national TV audience. The win was Denver's 19th straight at home including postseason.

After not scoring in the first half, the Broncos scored 20 third-quarter points and reached the Super Bowl for the second consecutive season—matching the back-to-back AFC Championships of the 1986 and '87 Broncos.

The Jets had taken a 10-0 lead on a John Hall 32-yard field goal and a 1-yard Curtis Martin touchdown run that was set up by a blocked punt at the Broncos' 1-yard line. That touchdown proved to be just the wake-up call that Denver needed to ignite its offense, as well as the unusually quiet Mile High crowd. On 1st-and-10 from the 36-yard line, John Elway connected with Ed McCaffrey on a 47-yard pass play, and two plays later found fullback Howard Griffith with an 11-yard touchdown pass to get Denver on the board and narrow the Jets' lead to 10-7.

Then, a wind-stifled kickoff was recovered by Keith Burns and turned into a 44-yard Jason Elam field. Another Elam kick of 48 yards gave Denver the lead, and then a 31-yard touchdown run by Terrell Davis gave the Broncos a 10-point cushion they never relinquished.

The Broncos defense—which deserved credit for keeping the Broncos in the game in the first half while the offense sputtered—forced six turnovers (including two interceptions by Darrien Gordon) on the day and held the Jets to 14 yards rushing on 13 carries. The four opponent fumbles recovered by Denver set a franchise postseason record.

Davis set numerous records during the contest, including passing his own NFL-record total of 2,331 yards rushing in an entire season (regular and postseason combined) set in 1997, and rushing for 100 yards for the sixth straight postseason game, tying John Riggins for the most all-time. He also passed Larry Csonka and Riggins for seventh and sixth place in career postseason rushing yards. Tight end Shannon Sharpe tied Vance Johnson (40) for the most receptions in postseason by a Bronco. Elam's three field goals tied a Denver single-game postseason record. The Broncos maintained a perfect record (12-0) in the postseason when outrushing the opponent and a perfect mark (12-0) when leading after three quarters.

## OFFICIALS

**Referee** — Ed Hochuli (85); **Umpire** — Chad Brown (31); **Head Linesman** — George Hayward (54); **Line Judge** — Tom Barnes (55); **Field Judge** — Tom Sifferman (118); **Side Judge** — Doug Toole (4); **Back Judge** — Richard Reels (83)

## STARTING LINEUPS

New York Jets					Denver Broncos				
Offense			Defense		Offense			Defense	
WR 19	K. Johnson	LT 76	J. Elliott	LE 95	R. Lyle	WR 80	R. Smith	LE 98	H. Hasselbach
LG 62	T. Burger	LT 76	J. Elliott	LT 72	J. Ferguson	LT 77	T. Jones	LT 94	K. Traylor
C 68	K. Mawae	RE 98	A. Pleasant	RE 98	A. Pleasant	LG 69	M. Schlereth	RT 93	T. Pryce
RG 70	M. O'Dwyer	OLB 53	C. Cascadden	OLB 57	M. Lewis	C 66	T. Nalen	RE 98	M. Tanuvasa
RT 69	J. Fabini	MLB 52	P. Johnson	MLB 57	M. Johnson	RG 62	D. Neil	WLB 51	J. Mobley
TE 88	K. Brady	RLB 51	B. Cox	TE 84	S. Sharpe	RT 74	H. Swayne	MLB 59	G. Cadrez
WR 80	W. Chrebet	LCB 24	R. Mickens	WR 87	E. McCaffrey	TE 84	S. Sharpe	SLB 53	B. Romanowski
QB 16	V. Testaverde	RCB 45	O. Smith	QB 7	J. Elway	RB 87	E. McCaffrey	LCB 39	R. Crockett
RB 28	C. Martin	SS 21	V. Green	HB 30	T. Davis	QB 7	J. Elway	RCB 21	D. Gordon
FB 41	K. Byars	FS 44	C. Brown	TE 89	D. Carswell	HB 30	T. Davis	CB 25	D. Johnson
				TE 89	D. Carswell	TE 89	D. Carswell	FS 27	S. Atwater

**DENVER SUBSTITUTIONS:** K 1 J. Elam, P 16 T. Rouen, CB 20 T. James, RB 22 V. Hebron, CB 28 T. Paul, FB 29 H. Griffith, RB 31 D. Loville, S 34 T. Braxton, RB 37 A. Lynn, FB 42 D. Smith, S 48 G. Coghill, LB 56 K. Burns, G 63 D. Diaz-Infante, T 78 M. Lepsis, WR 82 M. Nash, WR 85 W. Green, TE 86 B. Chamberlain, DE 90 N. Smith, DE 91 A. Williams, DE 95 M. Washington, DT 97 M. Lodish, LB 99 S. Joyner. **DID NOT PLAY:** QB 6 B. Brister. **INACTIVE:** QB 14 B. Griesse, S 26 E. Brown, LB 54 N. Wayne, C 60 K.C. Jones, T 70 T. Teague, DE 73 C. Brown, G 79 C. Banks, WR 83 J. Armour.

## FIELD GOALS (made ( ) & missed)

J. Hall	42WR (32)	J. Elam	(44) (48) (35)
VISITOR	New York Jets	1	2
HOME	Denver Broncos	0	3
		0	7
		0	20
		3	4
		—	OT
		—	TOTAL
		—	10
		—	23

Team	Qtr	Clock	SCORING PLAY	Score
		Time		Visitor Home
JETS	2	0:00	J. Hall 32 yd. Field Goal (6-46, 0:38)	3 0
JETS	3	11:56	C. Martin 1 yd. run (J. Hall, kick) (1-1, 0:04)	3 0
BRONCOS	3	10:18	H. Griffith 11 yd. pass from J. Elway (J. Elam, kick) (3-64, 1:38)	10 7
BRONCOS	3	8:23	J. Elam 44 yd. Field Goal (4-5, 1:46)	10 10
BRONCOS	3	2:58	J. Elam 48 yd. Field Goal (8-27, 3:14)	10 13
BRONCOS	3	0:18	T. Davis 31 yd. run (J. Elam, kick) (3-38, 1:24)	10 20
BRONCOS	4	3:40	J. Elam 35 yd. Field Goal (4-1, 1:00)	10 23

## FINAL BRONCOS DEFENSIVE STATISTICS

(Based on unofficial press box statistics)

Player	UT	A	TT	PD	FF	FR	S-yds	I-yds	Player	UT	A	TT	PD	FF	FR	S-yds	I-yds
B. Romanowski	8	3	11	0	1	1	0-0	0-0	T. Braxton	1	0	1	0	0	1	0-0	0-0
J. Mobley	7	2	9	1	0	1	0-0	0-0	T. Pryce	1	0	1	0	0	1	0-0	0-0
R. Crockett	3	2	6	1	0	0	0-0	0-0	M. Tanuvasa	0	1	1	0	0	0	0-0	0-0
S. Atwater	3	2	5	1	1	1	0-0	0-0	K. Traylor	0	1	1	0	0	0	0-0	0-0
A. Williams	3	1	4	0	1	0	0-0	0-0	K. Burns	0	0	0	0	0	0	0-0	0-0
G. Cadrez	2	2	4	0	0	0	0-0	0-0	T. James	0	0	0	1	0	0	0-0	0-0
D. Johnson	2	2	4	1	0	0	0-0	0-0	S. Joyner	0	0	0	0	0	0	0-0	0-0
M. Washington	2	0	2	0	0	0	0-0	0-0	M. Lodish	0	0	0	0	0	0	0-0	0-0
D. Gordon	1	1	2	3	0	0	0-0	2-48	N. Smith	0	0	0	1	0	0	0-0	0-0
H. Hasselbach	0	2	2	0	0	0	0-0	0-0	<b>Team Totals</b>	<b>34</b>	<b>19</b>	<b>53</b>	<b>9</b>	<b>3</b>	<b>3</b>	<b>0-0</b>	<b>2-48</b>

## FINAL INDIVIDUAL STATISTICS

New York Jets										Denver Broncos											
RUSHING	ATT		YDS		AVG		LG		TD		RUSHING	ATT		YDS		AVG		LG		TD	
C. Martin	13		14		1.1		4		1		T. Davis	32		167		5.2		31t		1	
											J. Elway	3		13		4.3		9		0	
											D. Loville	2		7		3.5		4		0	
											T. Rouen	1		-9		-9.0		-9		0	
Total	13		14		1.1		4		1		Total	38		178		4.7		31t		1	
PASSING	ATT		YDS		TD		LG		IN		PASSING	ATT		YDS		TD		LG		IN	
V. Testaverde	52		31		356		0/0		28 2		J. Elway	34		13		173		3/20		1 47 0	
Total	52		31		356		0/0		28 2		Total	34		13		173		3/20		1 47 0	
PASS RECEIVING			NO		YDS		LG		TD		PASS RECEIVING			NO		YDS		LG		TD	
W. Chrebet			8		121		28		0		E. McCaffrey			3		66		47		0	
K. Johnson			7		73		25		0		R. Smith			3		37		15		0	
D. Ward			5		61		26		0		B. Chamberlain			2		26		16		0	
C. Martin			4		39		27		0		S. Sharpe			2		14		8		0	
K. Byars			3		33		19		0		T. Davis			1		12		12		0	
K. Brady			2		11		8		0		H. Griffith			1		11		11t		1	
A. Van Dyke			1		16		16		0		D. Carswell			1		7		7		0	
D. Meggett			1		2		2		0		Total			13		173		47		1	
Total			31		356		28		0		Total			13		173		47		1	
INTERCEPTIONS			NO		YDS		LG		TD		INTERCEPTIONS			NO		YDS		LG		TD	
											D. Gordon			2		48		30		0	
Total			0		0		0		0		Total			2		48		48		0	
PUNTING	NO		YDS		AVG		TB		IN20 LG		PUNTING	NO		YDS		AVG		TB		IN20 LG	
J. Kidd	7		335		47.9		0		3 53		T. Rouen (BLOCKED)	7		317		45.3		0		3 59	
Total	7		335		47.9		0		3 53		Total	8		317		39.6		0		3 59	
PUNT RETURNS	NO		FC		YDS		LG		TD		PUNT RETURNS	NO		FC		YDS		LG		TD	
D. Meggett (DOWNED)	3		0		43		33		0		D. Gordon	5		0		79		36		0	
(OUT OF BOUNDS)	1		0		0		0		0		(DOWNED)	1		0		0		0		0	
Returns	3				43		33		0		(OUT OF BOUNDS)	1		0		0		0		0	
KICKOFF RETURNS	NO		FC		YDS		LG		TD		Returns	5				79		36		0	
D. Meggett	3		0		32		16		0		KICKOFF RETURNS	NO		FC		YDS		LG		TD	
B. Hamilton	1		0		14		14		0		V. Hebron	1		0		28		28		0	
J. Farrior	1		0		0		0		0		(TOUCHBACK)	1		0		0		0		0	
(TOUCHBACK)	1		0		0		0		0		Returns	1				28		28		0	
Returns	5				46		16		0		Returns	1				28		28		0	
New York Jets FUMBLES	Fum	Own	Rec.	Yds	TD	FF	Rec.	Yds	TD	Bnds	Denver Broncos FUMBLES	Fum	Own	Rec.	Yds	TD	FF	Rec.	Yds	TD	Bnds
C. Martin	1	0	0	0	0	0	0	0	0	0	T. Braxton	0	0	0	0	0	1	0	0	0	0
K. Byars	1	0	0	0	0	0	0	0	0	0	J. Elway	1	0	-6	0	0	0	0	0	0	0
J. Farrior	1	0	0	0	0	0	0	0	0	0	T. Davis	0	1	0	0	0	0	0	0	0	0
A. Van Dyke	1	0	0	0	0	0	0	0	0	0	T. Rouen	1	1	0	0	0	0	0	0	0	0
Total	4	0	0	0	0	0	0	0	0	0	B. Romanowski	0	0	0	0	1	-2	0	0	0	0
											J. Mobley	0	0	0	0	0	1	0	0	0	0
											K. Burns	0	0	0	0	0	1	0	0	0	0
											S. Atwater	0	0	0	0	1	0	0	0	0	0
											A. Williams	0	0	0	0	1	0	0	0	0	0
Total	4	0	0	0	0	0	0	0	0	0	Total	2	2	-6	0	3	4	-2	0	0	0

## FINAL TEAM STATISTICS

	VISITOR JETS	HOME BRONCOS
TOTAL FIRST DOWNS	18	14
By Rushing	1	8
By Passing	17	6
By Penalty	0	0
THIRD DOWN EFFICIENCY	3-12-21%	4-19-21%
FOURTH DOWN EFFICIENCY	1-1-100%	1-4-25%
TOTAL NET YARDS	370	331
Total Offensive Plays (inc. times thrown passing)	65	75
Average gain per offensive play	5.7	4.4
NET YARDS RUSHING	14	178
Total Rushing Plays	13	38
Average gain per rushing play	1.1	4.7
NET YARDS PASSING	356	153
Times thrown — yards lost attempting to pass	0-0	3-20
Gross yards passing	356	173
PASS ATTEMPTS-COMPLETIONS-HAD INTERCEPTED	52-31-2	34-13-0
Average gain per pass play (inc. # thrown passing)	6.8	4.1
KICKOFFS Number-In End Zone-Touchbacks	2-1-1	6-1-1
PUNTS Number and Average	7-47.9	8-39.6
Had Blocked	0	1
FGs — PATs Had Blocked	0-0	0-0
TOTAL RETURN YARDAGE (Not including Kickoffs)	43	127
No. and Yards Punt Returns	3-43	5-79
No. and Yards Kickoff Returns	5-46	1-28
No. and Yards Interception Returns	0-0	2-48
PENALTIES Number and Yards	6-47	6-47
FUMBLES Number and Lost	4-4	2-0
TOUCHDOWNS	1	2
Rushing	1	1
Passing	0	1
EXTRA POINTS Made-Attempts	1-1	2-2
Kicking Made-Attempts	1-1	2-2
FIELD GOALS Made-Attempts	1-2	3-3
SAFETIES	0	0
FINAL SCORE	10	23
TIME OF POSSESSION	27:00	33:00

## 1998 AFC DIVISIONAL PLAYOFF GAME

DENVER 38, MIAMI 3

Sat., Jan. 9, 1999 • 2:15 p.m. MST • Mile High Stadium • Denver

Weather: Sunny, 49°, Wind W 13 mph • Attendance: 75,729 • Time: 2:48

The Denver Broncos won their fifth straight postseason contest and advanced to the AFC Championship Game for the second year in a row with a record-setting 38-3 win over Miami in an AFC Divisional Playoff Game played before 75,729 raucous fans at Mile High Stadium.

The 35-point differential represented Denver's largest margin of victory in a postseason game, and was punctuated by a defensive effort that limited Miami to just 14 yards on 13 carries for an average of 1.1 yards per rush—all of which set new franchise records. The three points allowed were also the fewest allowed by Denver in a postseason game.

The Broncos offense was just as sharp, putting points on the board in all four quarters, including 14 in both the first and fourth quarters. Denver's two first quarter TD both came courtesy of T.D. himself—Terrell Davis—who scored on runs on 1 and 20 yards, the latter of which would qualify for any highlight film as Davis juked two Dolphins defenders with separate moves as he dashed to the end zone. Davis was, unequivocally, the offensive star, posting a franchise-record 199 yards on 21 carries, which also represented the fourth-highest single-game total in NFL postseason history. Davis, who moved into eighth place all-time in NFL postseason rushing in just his sixth game, had rushed for 129 yards by halftime to notch his first 100-yd. half in the postseason, to go along with 10 in the regular season.

Miami closed the gap to 14-3 in the second quarter, scoring it's only points of the game on a 22-yd. Olindo Mare field goal, but Denver answered with an 11-play, 87-yard drive capped by Derek Loville's 11-yard TD run to increase the lead to 21-3 at halftime. The Broncos pushed the margin to 24-3 early in the third quarter when Jason Elam converted a 32-yd. field goal, and put the game far out of reach early in the fourth quarter when John Elway hooked up with Rod Smith for a 28-yd. touchdown play that was his 25th career postseason TD, tying him for fourth-place all-time.

The icing on the cake was provided when Neil Smith picked up a fumble forced by Darrius Johnson at the Broncos' 21-yd. line and ran it back 79 yards for his first career postseason and a 38-3 Broncos lead, that would stand up over the final 9:49 for Denver's most lopsided postseason win.

Shannon Sharpe led all Denver receivers with five catches, while Smith was the top yardage-gainer through the air with 71 on four catches. Defensively, Darrius Johnson and Bill Romanowski each intercepted Dan Marino, with Johnson returning his pickoff 48 yards for the second-longest interception return in franchise postseason history.

## OFFICIALS

Referee — Bill Carrollo (63); Umpire — Ed Coukart (71); Head Linesman — Tony Veteri (36); Line Judge — Mark Steinkerchner (84); Field Judge — Borris Cheek (41); Side Judge — Ken Baker (91); Back Judge — Jeff Triplette (42)

## STARTING LINEUPS

Miami Dolphins					Denver Broncos				
Offense			Defense		Offense			Defense	
WR 85	L. Thomas	LE 75	S. Burton	WR 80	R. Smith	LE 96	H. Hasselbach	LT 77	T. Jones
LT 74	B. Smith	LT 72	B. Tanner	LG 69	M. Schlereth	RE 98	M. Tanuvasa	C 66	T. Nalen
LG 60	J. Bock	RT 92	D. Gardener	C 66	T. Nixon	MLB 51	J. Mobley	RG 62	D. Neil
C 61	T. Ruddy	RE 79	K. Kion	WR 87	E. McCaffrey	CB 25	D. Johnson	TE 84	S. Sharpe
RG 65	K. Donnalley	WLB 59	D. Rodgers	QB 7	J. Elway	SS 34	T. Braxton	RB 31	A. Lynn
RT 76	J. Brown	MLB 54	Z. Thomas	HB 30	T. Davis	FS 27	S. Atwater	FB 36	S. Pritchett
TE 89	E. Perry	SLB 62	R. Jones	FB 29	H. Griffith				
WR 81	O. McDuffie	LCB 27	T. Buckley						
QB 13	D. Marino	RCB 29	S. Madison						
WR 86	O. Gadsden	SS 38	C. Jackson						
FB 36	S. Pritchett	FS 31	B. Marion						

**DENVER SUBSTITUTIONS:** K 1 J. Elam, QB 6 B. Brister, P 16 T. Rouen, CB 20 T. James, RB 22 V. Hebron, CB 28 T. Paul, RB 31 D. Loville, RB 37 A. Lynn, FB 42 D. Smith, S 48 G. Coghill, LB 56 K. Burns, G 63 D. Diaz-Infante, T 78 M. Lepsis, WR 82 M. Nash, WR 85 W. Green, TE 86 B. Chamberlain, TE 89 D. Carswell, DE 90 N. Smith, DE 91 A. Williams, DT 93 T. Pryce, DE 95 M. Washington, DT 97 M. Lodish, LB 99 S. Joyner. **INACTIVE:** QB 14 B. Griese, S 26 E. Brown, LB 54 N. Wayne, C 60 K.C. Jones, T 70 T. Teague, DE 73 C. Brown, G 79 C. Banks, WR 83 J. Armour.

FIELD GOALS (made (___) & missed)									
O. Mare		(22)	J. Elam		(32)				
VISITOR			1	2	3	4	OT	TOTAL	
HOME	Miami Dolphins		0	0	0	0	—	38	
	Denver Broncos		14	7	3	14	—	38	

Team					SCORE				
Qtr	Clock	Time	SCORING PLAY		Visitor	Home			
BRONCOS	1	5:55	T. Davis 1 yd. run (J. Elam, kick) (14-92, 7:56)		0	7			
BRONCOS	1	1:02	T. Davis 20 yd. run (J. Elam, kick) (4-66, 2:18)		0	14			
DOLPHINS	2	10:07	O. Mare 22 yd. Field Goal (11-76, 5:55)		3	14			
BRONCOS	2	4:39	D. Loville 11 yd. run (J. Elam, kick) (11-87, 5:28)		3	21			
BRONCOS	3	11:52	J. Elam 32 yd. Field Goal (5-66, 3:08)		3	24			
BRONCOS	4	13:23	R. Smith 28 yd. pass from J. Elway (J. Elam, kick) (5-52, 1:39)		3	31			
BRONCOS	4	9:49	N. Smith 79 yd. fumble return (J. Elam, kick)		3	38			

## FINAL BRONCOS DEFENSIVE STATISTICS

(Based on coaches' film review)

Player	UT	A	TT	PD	FF	FR	S-yds	I-yds	Player	UT	A	TT	PD	FF	FR	S-yds	I-yds
D. Johnson	7	2	9	1	1	0	0-0	1-48	T. Pryce	0	2	2	0	0	0	0-0	0-0
T. Braxton	6	1	7	0	0	0	0-0	0-0	M. Tanuvasa	1	0	1	0	0	0	0-0	0-0
B. Romanowski	3	3	6	1	0	0	0-0	1-0	M. Washington	1	0	1	0	0	0	1-5	0-0
S. Atwater	3	1	4	1	0	0	0-0	0-0	A. Williams	1	0	1	0	0	0	0-0	0-0
R. Crockett	2	2	4	1	0	0	0-0	0-0	H. Hasselbach	0	0	0	0	0	0	0-0	0-0
D. Gordon	2	3	4	1	0	0	0-0	0-0	K. Burns	0	0	0	0	0	0	0-0	0-0
T. James	2	0	2	0	0	0	0-0	0-0	G. Coghill	0	0	0	0	0	0	0-0	0-0
J. Mobley	2	0	2	1	0	0	0-0	0-0	S. Joyner	0	0	0	0	0	0	0-0	0-0
K. Traylor	2	0	2	0	0	0	0-0	0-0	N. Smith	0	0	0	0	0	0	0-0	0-0
G. Cadrez	1	1	2	1	0	0	0-0	0-0	Team Totals	33	15	48	7	1	1	1-5	2-48

## FINAL INDIVIDUAL STATISTICS

Miami Dolphins										Denver Broncos									
RUSHING	ATT	YDS	AVG	LG	TD					RUSHING	ATT	YDS	AVG	LG	TD				
B. Parmalee	7	14	2.0	12	0					T. Davis	21	199	9.5	62	2				
K. Abdul-Jabbar	3	5	1.7	3	0					D. Loville	8	34	4.3	11t	1				
D. Huard	2	-2	-1.0	-1	0					J. Elway	3	19	6.3	11	0				
S. Pritchett	1	-3	-3.0	-3	0					B. Brister	6	-2	-0.3	2	0				
Total	13	14	1.1	12	0					Total	38	250	6.6	62	3				
PASSING	ATT	CMP	YDS	TKD/YD	TD	LG	IN			PASSING	ATT	CMP	YDS	TKD/YD	TD	LG	IN		
D. Marino	37	26	243	1/5	0	23	2			J. Elway	23	14	182	1/8	1	33	0		
Total	37	26	243	1/5	0	23	2			Total	23	14	182	1/8	1	33	0		
PASS RECEIVING			NO	YDS	LG	TD				PASS RECEIVING			NO	YDS	LG	TD			
O. McDuffie			9	118	23	0				S. Sharpe			5	38	10	0			
B. Parmalee			5	24	9	0				R. Smith			4	71	28t	1			
O. Gadsden			4	36	14	0				E. McCaffrey			3	52	33	0			
L. Thomas			3	31	17	0				H. Griffith			1	14	14	0			
S. Pritchett			3	23	12	0				T. Davis			1	7	7	0			
N. Jacquet			1	6	6	0													
K. Abdul-Jabbar			1	5	5	0				Total			14	182	33	1			
Total			26	243	23	0													
INTERCEPTIONS			NO	YDS	LG	TD				INTERCEPTIONS			NO	YDS	LG	TD			
			0	0	0	0				D. Johnson			1	48	48	0			
			0	0	0	0				B. Romanowski			1	0	0	0			
Total			0	0	0	0				Total			2	48	48	0			
PUNTING	NO	YDS	AVG	TB	IN20	LG				PUNTING	NO	YDS	AVG	TB	IN20	LG			
K. Wilmsmeyer	5	228	45.6	0	2	56				T. Rouen	2	97	48.5	1	0	49			
Total	5	228	45.6	0	2	56				Total	2	97	48.5	1	0	49			
PUNT RETURNS			NO	FC	YDS	LG	TD			PUNT RETURNS			NO	FC	YDS	LG	TD		
T. Buckley			1	0	11	11	0			D. Gordon			2	1	14	13	0		
(TOUCHBACK)			1	0	0	0	0			(DOWNED)			1	0	0	0	0		
										(OUT OF BOUNDS)			1	0	0	0	0		
Returns			1		11	11	0			Returns			2		14	13	0		
KICKOFF RETURNS			NO	FC	YDS	LG	TD			KICKOFF RETURNS			NO	FC	YDS	LG	TD		
J. Avery			5	0	121	35	0			V. Hebron			1	0	19	19	0		
(TOUCHBACK)			2	0	0	0	0			(TOUCHBACK)			1	0	0	0	0		
Returns			5		121	35	0			Returns			1		19	19	0		
Miami Dolphins FUMBLES	Fum	Own	Rec.	Yds	TD	FF	Opp. Rec.	Yds	TD	Opp. Rec.	Fum	Own	Yds	TD	FF	Opp. Rec.	Yds	TD	Opp. Rec.
O.Gadsden	1	0	0	0	0	0	0	0	0	0	D. Johnson	0	0	0	0	0	0	0	0
											N. Smith	0	0	0	0	0	1	79	1
Total	1	0	0	0	0	0	0	0	0	0	Total	0	0	0	0	1	1	79	1
Denver Broncos FUMBLES	Fum	Own	Rec.	Yds	TD	FF	Opp. Rec.	Yds	TD	Opp. Rec.	Fum	Own	Yds	TD	FF	Opp. Rec.	Yds	TD	Opp. Rec.
D. Johnson	0	0	0	0	0	0	0	0	0	0	D. Johnson	0	0	0	0	0	0	0	0
N. Smith	0	0	0	0	0	0	0	0	0	0	N. Smith	0	0	0	0	0	1	79	1
Total	0	0	0	0	0	0	0	0	0	0	Total	0	0	0	0	1	1	79	1

## FINAL TEAM STATISTICS

	VISITOR DOLPHINS	HOME BRONCOS
TOTAL FIRST DOWNS	14	24
By Rushing	1	13
By Passing	11	10
By Penalty	2	1
THIRD DOWN EFFICIENCY	2-10-20%	5-11-45%
FOURTH DOWN EFFICIENCY	1-2-50%	2-3-67%
TOTAL NET YARDS	252	424
Total Offensive Plays (inc. times thrown passing)	51	62
Average gain per offensive play	4.9	6.8
NET YARDS RUSHING	14	250
Total Rushing Plays	13	38
Average gain per rushing play	1.1	6.6
NET YARDS PASSING	238	174
Times thrown – yards lost attempting to pass	1-5	1-8
Gross yards passing	243	182
PASS ATTEMPTS-COMPLETIONS-HAD INTERCEPTED	37-26-2	23-14-0
Average gain per pass play (inc. # thrown passing)	6.3	7.3
KICKOFFS Number-In End Zone-Touchbacks	2-1-1	7-3-2
PUNTS Number and Average	5-45.6	2-48.5
Had Blocked	0	0
FGs – PATs Had Blocked	0-0	0-0
TOTAL RETURN YARDAGE (Not Including Kickoffs)	11	62
No. and Yards Punt Returns	1-11	2-14
No. and Yards Kickoff Returns	5-121	1-19
No. and Yards Interception Returns	0-0	2-48
PENALTIES Number and Yards	10-57	5-41
FUMBLES Number and Lost	1-1	0-0
TOUCHDOWNS	0	5
Rushing	0	3
Passing	0	1
Fumbles	0	1
EXTRA POINTS Made-Attempts	0-0	5-5
Kicking Made-Attempts	0-0	5-5
FIELD GOALS Made-Attempts	1-1	1-1
SAFETIES	0	0
FINAL SCORE	3	38
TIME OF POSSESSION	27:36	32:24





# 1997 AFC Championship Game

DENVER 24, PITTSBURGH 21

Sun., Jan. 11, 1998 • 12:35 p.m. EST • Three Rivers Stadium • Pittsburgh, Pa.

**Weather:** Sunny, 38°, Wind SW 3 mph • **Attendance:** 61,382 • **Time:** 2:59

The Denver Broncos advanced to their fifth Super Bowl—and their first since 1989—with a 24-21 victory at Pittsburgh in the AFC Championship Game, in front of 61,382 fans at Three Rivers Stadium. The Broncos became just the fifth Wild Card team to advance to the Super Bowl, since the Wild Card format was established in 1970.

The passing of John Elway and the running of Terrell Davis, along with a defensive effort that included big play after big play, combined to propel Denver to a 24-14 halftime lead, that they rode to a 24-21 win.

Elway was intercepted by Levon Kirkland on the game's second play, but the Steelers failed to answer when Norm Johnson's 38-yard field goal attempt sailed wide to the left. Denver then got on the board when Davis—who would rush for 139 yards and become the club's all-time postseason rushing leader—capped a six-play, 72-yard drive with an 8-yard touchdown run on the Broncos' second possession.

Pittsburgh evened the score on its next possession, as quarterback Kordell Stewart rushed 33 yards around right end for a touchdown to punctuate a 6-play, 65-yard drive that covered 3:02 on the clock. The Steelers' then broke the deadlock early in the second quarter when Jerome Bettis powered his way into the end zone from one yard out to put the finishing touches on an 11-play, 68-yard drive.

But the Broncos would score the game's next 17 points, and, in effect, put the game away as the defense held up its end of the bargain down the stretch. The scoring began with a 43-yard Jason Elam field goal with 8:20 remaining in the half. After each team punted on its next possession, Denver got the ball back when Ray Crockett intercepted a Stewart bomb in the end zone, setting up a 14-point assault that would send Denver to the locker room ahead 24-14. Elway hit Howard Griffith for a 15-yard touchdown with 1:47 remaining, and Denver then forced a Pittsburgh punt and found the end zone again when Elway connected with Ed McCaffrey for a 1-yard touchdown with 13 seconds left in the half.

Denver rode that 24-14 lead into the fourth quarter before the Steelers scored the only points of the second half on a 14-yard Stewart-to-Charles Johnson touchdown pass with 2:46 remaining. But the Broncos succeeded in running out the clock on their final possession, and established a new franchise record with their 15th win of the season.

Elway tied Roger Staubach for fourth place on the NFL's all-time list for postseason touchdown passes (24) with his two on the day, and the Broncos' three interceptions tied the franchise postseason record for most in a game.

## OFFICIALS

**Referee** — Ron Blum (7); **Umpire** — Bob Boylston (101); **Head Linesman** — Mark Baltz (26); **Line Judge** — Ron Winter (82); **Back Judge** — Bill Lovett (98); **Side Judge** — Dave Wyant (16); **Field Judge** — Don Hakes (96)

## STARTING LINEUPS

Denver Broncos					Pittsburgh Steelers				
Offense			Defense		Offense			Defense	
WR 80	R. Smith	LE 90	N. Smith	WR 82	Y. Thigpen	LE 74	N. Harrison	LT 65	G. Zimmerman
LT 65	G. Zimmerman	LT 94	K. Traylor	LT 65	J. Jackson	NT 93	J. Steed	LG 69	M. Schlereth
LG 69	M. Schlereth	RT 98	M. Tanuvasa	LG 77	W. Wolford	RE 76	K. Henry	C 66	T. Nalen
C 66	T. Nalen	RE 91	A. Williams	C 63	D. Dawson	LOLB 92	J. Gildon	RG 75	B. Habib
RG 75	B. Habib	WLB 51	J. Mobley	RG 68	B. Stai	LILB 99	L. Kirkland	RT 77	T. Jones
RT 77	T. Jones	MLB 57	A. Aldridge	RT 73	J. Szczelczyk	RILB 30	E. Holmes	TE 84	S. Sharpe
TE 84	S. Sharpe	SLB 53	B. Romanowski	TE 87	M. Bruener	ROLB 54	D. Jones	WR 87	E. McCaffrey
WR 87	E. McCaffrey	LCB 39	R. Crockett	WR 81	C. Johnson	LCB 30	C. Scott	QB 7	J. Elway
QB 7	J. Elway	RCB 23	D. Gordon	QB 10	K. Stewart	RCB 37	C. Lake	HB 30	T. Davis
HB 30	T. Davis	FS 27	S. Atwater	FB 34	T. Lester	SS 40	M. Bell	FB 29	H. Griffith
FB 29	H. Griffith	SS 34	T. Braxton	RB 36	J. Bettis	FS 39	M. Perry		

**DENVER SUBSTITUTIONS:** K 1 J. Elam, P 16 T. Rouen, CB 21 R. Hilliard, RB 22 V. Hebron, CB 25 D. Johnson, CB 26 T. McKyer, RB 31 D. Loville, S 32 T. Veland, S 33 D. Dodge, RB 37 A. Lynn, FB 42 D. Smith, LB 56 K. Burns, LB 59 G. Cadrez, G/C 63 D. Diaz-Infante, T 74 H. Swayne, WR 81 P. Jeffers, WR 85 W. Green, TE 86 B. Chamberlain, TE 89 D. Carswell, DT 93 T. Pryce, DE 96 H. Hasselbach, DT 97 M. Lodish. **DID NOT PLAY:** QB 6 B. Brister. **INACTIVE:** QB 8 J. Lewis, LB 50 J. Hesse, LB 58 S. Russ, G 62 D. Neil, T 70 J. Brown, DE 72 E. Jones, WR 88 S. Wilson, DT 99 D. Richie.

## FIELD GOALS (made (\_\_\_) & missed)

Jason Elam	(43)	N. Johnson	38WL
		1	2
VISITOR	Denver Broncos	7	17
HOME	Pittsburgh Steelers	7	0
		0	0
		0	7
		—	24
		—	21

Team	Qtr	Clock Time	SCORING PLAY	SCORE Visitor	Home
BRONCOS	1	9:18	T. Davis 8 yd. run (J. Elam, kick) (6-72, 3:15)	7	0
STEELERS	1	6:16	K. Stewart 33 yd. run (N. Johnson, kick) (6-65, 3:02)	7	7
STEELERS	2	12:42	J. Bettis 1 yd. run (N. Johnson, kick) (11-68, 4:46)	7	14
BRONCOS	2	8:20	J. Elam 43 yd. Field Goal (11-45, 4:22)	10	14
BRONCOS	2	1:47	H. Griffith 15 yd. pass from J. Elway (J. Elam, kick) (5-80, 2:53)	17	14
BRONCOS	2	0:13	E. McCaffrey 1 yd. pass from J. Elway (J. Elam, kick) (4-54, 0:30)	24	14
STEELERS	4	2:46	C. Johnson 14 yd. pass from K. Stewart (N. Johnson, kick) (10-79, 2:57)	24	21

## FINAL BRONCOS DEFENSIVE STATISTICS

(Based on unofficial press box statistics)

Player	UT	A	TT	PD	FR	FF	S-Yds	I-Yds
R. Crockett	8	0	8	2	0	0	1-1	1-0
T. Braxton	3	5	8	3	0	0	0-0	1-6
A. Aldridge	4	1	5	1	0	0	0-0	1-0
D. Gordon	4	1	5	1	0	0	0-0	0-0
J. Mobley	4	1	5	1	0	0	0-0	0-0
A. Williams	3	2	5	0	0	0	0-0	0-0
B. Romanowski	3	1	4	0	0	0	0-0	0-0
S. Atwater	2	2	4	1	0	0	0-0	0-0
N. Smith	2	1	3	0	0	1	1-6	0-0
H. Hasselbach	1	2	3	0	0	0	0-0	0-0
D. Johnson	2	0	2	0	0	0	0-0	0-0
Player	UT	A	TT	PD	FR	FF	S-Yds	I-Yds
R. Hilliard	1	1	2	0	0	0	0-0	0-0
M. Tanuvasa	1	1	2	0	0	0	0-0	0-0
K. Traylor	1	1	2	1	0	0	1-1	0-0
G. Cadrez	0	1	1	0	0	0	0-0	0-0
T. Pryce	0	1	1	0	0	0	0-0	0-0
K. Burns	0	0	0	0	0	0	0-0	0-0
M. Lodish	0	0	0	0	1	0	0-0	0-0
D. Dodge	0	0	0	0	0	0	0-0	0-0
T. McKyer	0	0	0	0	0	0	0-0	0-0
<b>Team Totals</b>	<b>39</b>	<b>21</b>	<b>60</b>	<b>10</b>	<b>1</b>	<b>1</b>	<b>3-8</b>	<b>3-6</b>

## FINAL INDIVIDUAL STATISTICS

Denver Broncos						Pittsburgh Steelers					
RUSHING	ATT	YDS	AVG	LG	TD	RUSHING	ATT	YDS	AVG	LG	TD
T. Davis	26	139	5.3	43	1	J. Bettis	23	105	4.6	16	1
J. Elway	2	9	4.5	10	0	K. Stewart	3	44	14.7	33t	1
V. Hebron	2	2	1.0	2	0	F. McAfee	1	12	12.0	12	0
<b>Total</b>	<b>30</b>	<b>150</b>	<b>5.0</b>	<b>43</b>	<b>1</b>	<b>Total</b>	<b>27</b>	<b>161</b>	<b>6.0</b>	<b>33</b>	<b>2</b>

Denver Broncos						Pittsburgh Steelers					
PASSING	ATT	CMP	YDS	TKD/YD	TD	PASSING	ATT	CMP	YDS	TKD/YD	TD
J. Elway	31	18	210	2/15	2	K. Stewart	36	18	201	3/8	1
<b>Total</b>	<b>31</b>	<b>18</b>	<b>210</b>	<b>2/15</b>	<b>2</b>	<b>Total</b>	<b>36</b>	<b>18</b>	<b>201</b>	<b>3/8</b>	<b>1</b>

PASS RECEIVING						PASS RECEIVING					
	NO	YDS	LG	TD			NO	YDS	LG	TD	
R. Smith	6	87	20	0	Y. Thigpen	6	92	27	0		
E. McCaffrey	5	37	11	1	C. Hawkins	4	30	9	0		
S. Sharpe	3	49	18	0	C. Johnson	3	34	14t	1		
H. Griffith	2	26	15t	1	W. Blackwell	2	19	16	0		
V. Hebron	1	9	9	0	M. Bruener	1	16	16	0		
T. Davis	1	2	2	0	T. Lester	1	7	7	0		
					J. Bettis	1	3	3	0		
<b>Total</b>	<b>18</b>	<b>210</b>	<b>20</b>	<b>2</b>	<b>Total</b>	<b>18</b>	<b>201</b>	<b>27</b>	<b>1</b>		

INTERCEPTIONS						INTERCEPTIONS					
	NO	YDS	LG	TD			NO	YDS	LG	TD	
T. Braxton	1	6	6	0	L. Kirkland	1	0	0	0	0	
A. Aldridge	1	0	0	0							
R. Crockett	1	0	0	0							
<b>Total</b>	<b>3</b>	<b>6</b>	<b>6</b>	<b>0</b>	<b>Total</b>	<b>1</b>	<b>0</b>	<b>0</b>	<b>0</b>	<b>0</b>	

Total			3	6	6	0	Total			1	0	0	0
PUNTING	NO	YDS	AVG	TB	IN20	LG	PUNTING	NO	YDS	AVG	TB	IN20	LG
T. Rouen	5	157	31.4	0	1	48	J. Miller	4	168	42.0	0	0	51
Total	5	157	31.4	0	1	48	Total	4	168	42.0	0	0	51

PUNT RETURNS						PUNT RETURNS					
	NO	FC	YDS	LG	TD		NO	FC	YDS	LG	TD
D. Gordon	2	0	19	19	0	W. Blackwell	1	0	19	19	0
(DOWNED)	2	0	0	0	0	C. Hawkins	0	1	0	0	0
						(DOWNED)	2	0	0	0	0
						(OUT OF BOUNDS)	1	0	0	0	0
<b>Returns</b>	<b>2</b>		<b>19</b>	<b>19</b>	<b>0</b>	<b>Returns</b>	<b>1</b>		<b>19</b>	<b>19</b>	<b>0</b>

KICKOFF RETURNS						KICKOFF RETURNS					
	NO	FC	YDS	LG	TD		NO	FC	YDS	LG	TD
V. Hebron	4	0	69	25	0	W. Blackwell	3	0	52	24	0
						J. Witman	1	0	10	10	0
						(TOUCHBACK)	1	0	0	0	0
<b>Returns</b>	<b>4</b>		<b>69</b>	<b>25</b>	<b>0</b>	<b>Returns</b>	<b>4</b>		<b>62</b>	<b>24</b>	<b>0</b>

Returns									Returns								
4									4								
69									62								
25									24								
0									0								
Denver Broncos									Pittsburgh Steelers								
FUMBLES									FUMBLES								
Fum	Own Rec.	Yds	TD	FF	Opp. Rec.	Yds	TD	Out Bnds	Fum	Own Rec.	Yds	TD	FF	Opp. Rec.	Yds	TD	Out Bnds
T. Davis	1	0	0	0	0	0	0	0	0	0	0	0	0	1	1	0	0
D. Gordon	1	0	0	0	0	0	0	0	0	1	0	0	0	0	0	0	0
R. Crockett	0	1	0	0	0	0	0	0	0	0	0	0	0	0	0	0	0
N. Smith	0	0	0	0	0	1	0	0	0	0	0	0	0	0	0	0	0
M. Lodish	0	0	0	0	0	1	0	0	0	0	0	0	0	0	0	0	0
Total	2	1	1	0	1	1	0	0	0	Total	1	0	0	1	1	0	0

## FINAL TEAM STATISTICS

	VISITOR BRONCOS	HOME STEELERS
TOTAL FIRST DOWNS	23	23
By Rushing	6	8
By Passing	15	13
By Penalty	2	2
THIRD DOWN EFFICIENCY	8-14-57%	6-11-55%
FOURTH DOWN EFFICIENCY	0-0-0%	0-0-0%
TOTAL NET YARDS	345	354
Total Offensive Plays (inc. times thrown passing)	63	66
Average gain per offensive play	5.5	5.4
NET YARDS RUSHING	150	161
Total Rushing Plays	30	27
Average gain per rushing play	5.0	6.0
NET YARDS PASSING	195	193
Times thrown — yards lost attempting to pass	2-15	3-8
Gross yards passing	210	201
PASS ATTEMPTS-COMPLETIONS-HAD INTERCEPTED	31-18-1	36-18-3
Average gain per pass play (inc. # thrown passing)	5.9	4.9
KICKOFFS Number-In End Zone-Touchbacks	5-1-1	4-0-0
PUNTS Number and Average	5-31.4	4-42
Had Blocked	0	0
FGs — PATs Had Blocked	0-0	0-0
TOTAL RETURN YARDAGE (Not Including Kickoffs)	25	19
No. and Yards Punt Returns	2-19	1-19
No. and Yards Kickoff Returns	4-69	4-62
No. and Yards Interception Returns	3-6	1-0
PENALTIES Number and Yards	4-21	4-71
FUMBLES Number and Lost	2-1	1-1
TOUCHDOWNS	3	3
Rushing	1	2
Passing	2	1
EXTRA POINTS Made-Attempts	3-3	3-3
Kicking Made-Attempts	3-3	3-3
FIELD GOALS Made-Attempts	1-1	0-1
SAFETIES	0	0
FINAL SCORE	24	21
TIME OF POSSESSION	30:01	29:59

## 1997 AFC DIVISIONAL PLAYOFF GAME

DENVER 14, KANSAS CITY 10

Sun., Jan. 4, 1998 • 3 p.m. CST • Arrowhead Stadium • Kansas City, Mo.

**Weather:** Overcast, 32° (wind chill 26°), Wind NW 6 mph • **Attendance:** 76,965 • **Time:** 2:59

The Denver Broncos posted their first road playoff win in 11 years—and only the second in franchise history—with a 14-10 victory over Kansas City in front of 76,965 at Arrowhead Stadium. Denver advanced to its first AFC Championship Game since the 1991 season, on the strength of two Terrell Davis touchdowns—tying the franchise postseason record for the second week in a row—and a defensive effort that limited the Chiefs to just 10 points, tied for the fewest in club playoff history.

Davis broke a scoreless tie late in the second quarter, plowing into the end zone from 1 yard out to give Denver a 7-0 lead with 1:56 remaining in the half, capping an 8-play, 65-yard drive that covered 4:51 on the clock. Key to the drive was a 17-yard John Elway completion to Rod Smith on a third-and-seven play that gave the Broncos a first down at the Kansas City 4.

The Chiefs, limited to 58 yards total offense in the first half, came out strong after the break, moving the ball to the Denver 6-yard line, before settling for a 20-yard Pete Stoyanovich field goal. Kansas City struck again late in the quarter when Elvis Grbac found tight end Tony Gonzalez in the back of the end zone for a 12-yard score and the Chiefs' only touchdown of the day.

The Broncos, however, would answer on their ensuing possession, driving 49 yards in 6 plays for what would prove to be the game-winning touchdown. The key play of the drive was a 43-yard Elway-to-Ed McCaffrey completion on third-and-five from the Chiefs' 44-yard line, which gave Denver a first down at the Chiefs' 1-yard line. After two unsuccessful attempts from close range, Davis muscled his way through the middle of the Chiefs' line for his second touchdown of the day and the fifth of his career in the postseason to establish a new franchise record.

Kansas City would have possession three more times in the game, but would be turned back each time by the Broncos' defense after reaching Denver's 31 (punt), their own 36 (punt) and the Broncos' 20 with 0:19 left (downs). The final play was a pass to the end zone on 4th-and-2 that was knocked down by Darrien Gordon, ending the Chiefs' hopes, and propelling Denver to the AFC title game.

Elway, with 170 passing yards on the day, moved into second place in NFL postseason history in that category, supplanting both Terry Bradshaw (3,833) and Jim Kelly (3,863) to finish the day at 3,940.

### OFFICIALS

**Referee** — Jerry Markbreit (9); **Umpire** — Bob Wagner (100); **Head Linesman** — Terry Gierke (72); **Line Judge** — Walt Anderson (66); **Back Judge** — Al Jury (106); **Side Judge** — Mike Pereira (77); **Field Judge** — Bill Schmitz (122)

### STARTING LINEUPS

Denver Broncos					Kansas City Chiefs				
Offense			Defense		Offense			Defense	
WR 80	R. Smith	LE 90	N. Smith	SE 89	A. Rison	LT 99	V. Booker	LT 75	J. Phillips
LT 65	G. Zimmerman	LT 94	K. Traylor	LT 69	J. Criswell	RT 75	J. Phillips	RE 92	D. Williams
LG 69	M. Schlereth	RT 98	M. Tanuvasa	LG 79	D. Scott	RE 92	D. Williams	LLB 58	D. Thomas
C 66	T. Nalen	RE 91	A. Williams	C 61	T. Grunhard	LLB 58	D. Thomas	ILB 53	W. Simmons
RG 75	B. Habib	WLB 51	J. Mobley	RG 68	W. Shields	ILB 53	W. Simmons	LCB 34	D. Carter
RT 77	T. Jones	MLB 57	A. Aldridge	RT 62	G. Parker	MLB 59	D. Edwards	RCB 40	J. Hasty
TE 84	S. Sharpe	SLB 53	B. Romanowski	TE 48	T. Popson	RLB 50	A. Davis	SS 25	R. Tongue
WR 87	E. McCaffrey	LCB 39	R. Crockett	FL 80	L. Dawson	LCB 34	D. Carter	FS 21	J. Woods
QB 7	J. Elway	RCB 23	D. Gordon	QB 11	E. Grbac	RCB 40	J. Hasty		
HB 30	T. Davis	FS 27	S. Atwater	FB 38	K. Anders	SS 25	R. Tongue		
FB 29	H. Griffith	SS 34	T. Braxton	HB 27	G. Hill	FS 21	J. Woods		

**DENVER SUBSTITUTIONS:** K 1 J. Elam, P 16 T. Rouen, CB 21 R. Hilliard, RB 22 V. Hebron, CB 25 D. Johnson, CB 26 T. McKyer, RB 31 D. Loville, S 32 T. Veland, S 33 D. Dodge, RB 37 A. Lynn, FB 42 D. Smith, LB 56 K. Burns, LB 59 G. Cadrez, G/C 63 D. Diaz-Infante, T 74 H. Swayne, WR 81 P. Jeffers, WR 85 W.Green, TE 86 B. Chamberlain, TE 89 D. Carswell, DT 93 T. Pryce, DE 96 H. Hasselbach, DT 97 M. Lodish. **DID NOT PLAY:** QB 6 B. Brister. **INACTIVE:** QB 8 J. Lewis, LB 50 J. Hesse, LB 58 S. Russ, G 62 D. Neil, T 70 J. Brown, DE 72 E. Jones, WR 88 S. Wilson, DT 99 D. Richie.

### FIELD GOALS (made (\_\_\_) & missed)

		1		2		3		4		OT		TOTAL	
VISITOR	Denver Broncos	0	7	0	7	—	—	—	—	—	—	14	
HOME	Kansas City Chiefs	0	0	10	0	—	—	—	—	—	—	10	

Team		Qtr	Clock Time	SCORING PLAY		SCORE	
						Visitor	Home
BRONCOS	2	1:56		T. Davis 1 yd. run (J. Elam, kick) (8-65, 4:51)		7	0
CHIEFS	3	9:42		P. Stoyanovich 20 yd. Field Goal (11-67, 5:18)		7	3
CHIEFS	3	0:10		T. Gonzalez 12 yd. pass from E. Grbac (P. Stoyanovich, kick) (4-65, 1:35)		7	10
BRONCOS	4	12:32		T. Davis 1 yd. run (J. Elam, kick) (6-49, 2:38)		14	10

### FINAL BRONCOS DEFENSIVE STATISTICS

(Based on unofficial press box statistics)

Player	UT	A	TT	PD	FR	FF	S-Yds	I-Yds	Player	UT	A	TT	PD	FR	FF	S-Yds	I-Yds
J. Mobley	7	0	7	0	0	0	0-0	0-0	M. Tanuvasa	2	0	2	0	0	0	0-0	0-0
T. Braxton	5	1	6	0	0	0	0-0	0-0	A. Williams	2	0	2	0	0	0	2-14	0-0
D. Gordon	5	0	5	2	0	0	0-0	0-0	D. Johnson	1	0	1	0	0	0	0-0	0-0
B. Romanowski	5	0	5	0	0	0	0-0	0-0	M. Lodish	1	0	1	0	0	0	0-0	0-0
A. Aldridge	4	1	5	0	0	0	0-0	0-0	K. Burns	0	0	0	0	0	0	0-0	0-0
R. Crockett	4	0	4	0	0	0	0-0	0-0	G. Cadrez	0	0	0	0	0	0	0-0	0-0
N. Smith	4	0	4	0	0	1	2-20	0-0	T. McKyer	0	0	0	0	0	0	0-0	0-0
K. Traylor	3	0	3	0	0	0	0-0	0-0	T. Pryce	0	0	0	0	0	0	0-0	0-0
S. Atwater	2	1	3	0	0	0	0-0	0-0	T. Veland	0	0	0	0	0	0	0-0	0-0
H. Hasselbach	2	0	2	0	0	0	0-0	0-0	<b>Team Totals</b>	<b>47</b>	<b>3</b>	<b>50</b>	<b>2</b>	<b>0</b>	<b>1</b>	<b>4-34</b>	<b>0-0</b>

### FINAL INDIVIDUAL STATISTICS

Denver Broncos							Kansas City Chiefs													
RUSHING	ATT	YDS	AVG	LG	TD		RUSHING	ATT	YDS	AVG	LG	TD								
T. Davis	25	101		41	2		M. Allen	12	37	3.1	14	0								
H. Griffith	4	9	2.3	4	0		E. Grbac	4	22	5.5	11	0								
D. Loville	2	0	0.0	3	0		K. Anders	3	9	3.0	6	0								
J. Elway	1	-1	-1.0	-1	0		D. Bennett	3	4	1.3	8	0								
							L. Aguiar	1	3	3.0	3	0								
							G. Hill	1	2	2.0	2	0								
Total	32	109	3.4	41	2		Total	24	77	3.2	14	0								
PASSING	ATT	CMP	YDS	TKD/YD	TD	LG	IN	PASSING	ATT	CMP	YDS	TKD/YD	TD	LG	IN					
J. Elway	19	10	170	1/7	0	43	0	E. Grbac	37	24	260	4/34	1	50	0					
Total	19	10	170	1/7	0	43	0	Total	37	24	260	4/34	1	50	0					
PASS RECEIVING			NO	YDS	LG	TD		PASS RECEIVING			NO	YDS	LG	TD						
E. McCaffrey			3	56	43	0		A. Rison			8	110	34	0						
S. Sharpe			2	33	22	0		T. Popson			5	26	13	0						
R. Smith			2	19	17	0		T. Gonzalez			3	26	12t	1						
D. Carswell			1	26	26	0		L. Dawson			2	20	12	0						
W. Green			1	19	19	0		K. Anders			2	4	3	0						
T. Davis			1	17	17	0		J. Horn			1	50	50	0						
								D. Hughes			1	13	13	0						
								M. Allen			1	8	8	0						
								T. Vanover			1	3	3	0						
Total			10	170	43	0		Total			24	260	50	1						
INTERCEPTIONS			NO	YDS	LG	TD		INTERCEPTIONS			NO	YDS	LG	TD						
Total			0	0	0	0		Total			0	0	0	0						
PUNTING	NO	YDS	AVG	TB	IN20	LG		PUNTING	NO	YDS	AVG	TB	IN20	LG						
T. Rouen	6	217	36.2	1	2	51		L. Aguiar	5	232	46.4	0	2	62						
Total	6	217	36.2	1	2	51		Total	5	232	46.4	0	2	62						
PUNT RETURNS		NO	FC	YDS	LG	TD		PUNT RETURNS		NO	FC	YDS	LG	TD						
D. Gordon		1	1	36	36	0		T. Vanover		1	1	10	10	0						
(DOWNED)		3	0	0	0	0		(DOWNED)		3	0	0	0	0						
								(TOUCHBACK)		1	0	0	0	0						
Returns		1		36	36	0		Returns		1		10	10	0						
KICKOFF RETURNS		NO	FC	YDS	LG	TD		KICKOFF RETURNS		NO	FC	YDS	LG	TD						
V. Hebron		2	0	51	28	0		T. Vanover		3	0	69	25	0						
D. Loville		1	0	20	20	0														
Returns		3		71	28	0		Returns		3		69	25	0						
Denver Broncos FUMBLES	Fum	Own	Rec.	Yds	TD	FF	Opp. Rec.	Yds	TD	Out Bnds	Kansas City Chiefs FUMBLES	Fum	Own	Rec.	Yds	TD	Out Bnds			
T. Davis	2	2	0	0	0	0	0	0	0	0	D. Williams	0	0	0	0	1	0	0	0	
A. Lynn	0	0	0	0	1	0	0	0	0	0	T. Vanover	1	1	0	0	0	0	0	0	
J. Elway	1	0	0	0	0	0	0	0	0	0	J. Woods	0	0	0	1	0	0	0	0	
N. Smith	0	0	0	0	1	0	0	0	0	0	A. Davis	0	0	0	0	1	0	0	0	
D. Loville	1	0	0	0	0	0	0	0	0	0	E. Grbac	1	0	0	0	0	0	0	0	
											G. Parker	0	1	0	0	0	0	0	0	
											J. Browning	0	0	0	1	0	0	0	0	
											R. Tongue	0	0	0	0	1	0	0	0	
Total	4	2	0	0	2	0	0	0	0	0	Total	2	2	0	0	3	2	0	0	0

### FINAL TEAM STATISTICS

	VISITOR BRONCOS	HOME CHIEFS
TOTAL FIRST DOWNS	16	18
By Rushing	6	6
By Passing	6	7
By Penalty	3	4
THIRD DOWN EFFICIENCY	5-11-45%	5-15-33%
FOURTH DOWN EFFICIENCY	0-0-0%	1-3-33%
TOTAL NET YARDS	272	303
Total Offensive Plays (inc. times thrown passing)	52	65
Average gain per offensive play	5.2	4.7
NET YARDS RUSHING	109	77
Total Rushing Plays	32	24
Average gain per rushing play	3.4	3.2
NET YARDS PASSING	163	226
Times thrown – yards lost attempting to pass	1-7	4-34
Gross yards passing	170	260
PASS ATTEMPTS-COMPLETIONS-HAD INTERCEPTED	19-10-0	37-24-0
Average gain per pass play (inc. # thrown passing)	8.2	5.5
KICKOFFS Number-In End Zone-Touchbacks	3-0-0	3-1-0
PUNTS Number and Average	6-36.2	5-46.4
Had Blocked	0	0
FGs – PATs Had Blocked	0-0	0-0
TOTAL RETURN YARDAGE (Not Including Kickoffs)	36	10
No. and Yards Punt Returns	1-36	1-10
No. and Yards Kickoff Returns	3-71	3-69
No. and Yards Interception Returns	0-0	0-0
PENALTIES Number and Yards	8-64	7-65
FUMBLES Number and Lost	4-2	2-0
TOUCHDOWNS	2	1
Rushing	2	0
Passing	0	1
EXTRA POINTS Made-Attempts	2-2	1-1
Kicking Made-Attempts	2-2	1-1
FIELD GOALS Made-Attempts	0-0	1-2
SAFETIES	0	0
FINAL SCORE	14	10
TIME OF POSSESSION	28:54	31:06

## 1997 AFC WILD CARD PLAYOFF GAME

## DENVER 42, JACKSONVILLE 17

Sat., Dec. 27, 1997 • 2:05 p.m. MST • Mile High Stadium • Denver

Weather: Partly Cloudy, 44° (wind chill 19°), Wind N 30 mph • Attendance: 74,481 • Time: 3:02

The Denver Broncos advanced to the AFC Divisional playoffs by literally running the Jacksonville Jaguars out of town, as they piled up a club postseason-record 310 rushing yards en route to a 42-17 victory in front of 74,481 at Mile High Stadium. The Broncos set numerous other postseason records during the contest, including new standards for rushing attempts (49), total yards (511), points in a quarter (21; 4th qtr.), total points (42), first downs (28), rushing first downs (18) and third-down efficiency (75%), while the 237 yards allowed by the defense was the second-lowest total in Denver's 21-game playoff history.

The Broncos scored touchdowns on each of their first three possessions, racking up a 21-0 lead on 32 offensive plays, during which time the Jaguars ran only six. Terrell Davis capped Denver's opening drive with a 2-yard touchdown run and Rod Smith punctuated the next when he reeled in a 43-yard touchdown pass from John Elway. The lead was increased to 21-0 when Davis—who set franchise postseason records for rushing attempts (31), rushing yards (184) and longest run from scrimmage (59) before leaving in the third quarter with bruised ribs—tied the franchise records for rushing touchdowns and total touchdowns in a postseason game with his second of the day, this one from 5 yards out.

The Jaguars answered by scoring the game's next 17 points, courtesy of a 1-yard Natrone Means touchdown run before the half, a 38-yard Mike Hollis field goal early in the third quarter and a blocked punt by Travis Davis, which the Jacksonville safety returned 29 yards for a touchdown to pull the Jaguars to within 21-17.

But the Broncos dominated from there, as Derek Loville took over for the injured Davis and slashed his way to 103 yards (second-most by a Bronco in postseason) on 11 attempts, and scored two fourth-quarter touchdowns on runs of 25 and 8 yards to tie the club touchdown record already achieved in the game by Davis. Vaughn Hebronn then got into the act, scoring Denver's fifth rushing touchdown of the day on a 6-yard run with 1:11 remaining, to push the lead to its final margin of 42-17. With Davis' 184 rushing yards and Loville's 103, Denver became just the third team in NFL postseason history to boast two 100-yard rushers in the same game. Additionally, Denver's 40 minutes and 59 seconds of possession time and their 310 rushing yards both were the fifth-highest recorded in an NFL playoff game.

## OFFICIALS

Referee —Bernie Kukar (86); Umpire — Jeff Rice (44); Head Linesman — John Schleyer (21); Line Judge — Tom Barnes (55); Back Judge — Tom Sifferman (118); Side Judge — Doug Toole (4); Field Judge — Bill Leavy (127)

## STARTING LINEUPS

Jacksonville Jaguars					Denver Broncos				
Offense			Defense		Offense			Defense	
WR 82	J. Smith	LE 56	J. Lageman	WR 80	R. Smith	LE 90	N. Smith	LT 97	R. Wynn
LT 71	T. Boselli	LT 97	R. Wynn	LT 65	G. Zimmerman	LT 94	K. Traylor	LG 62	B. Coleman
LG 62	B. Coleman	RT 93	E. Tuapolo	LG 69	M. Schlereth	RT 98	M. Tanuvasa	C 79	D. Widell
C 79	D. Widell	RE 96	C. Simmons	C 66	T. Nalen	RE 91	A. Williams	RG 76	R. Tylski
RG 76	R. Tylski	SLB 51	K. Hardy	RG 75	B. Habib	WLB 51	J. Mobley	RT 72	L. Searcy
RT 72	L. Searcy	MLB 58	B. Schwartz	RT 77	T. Jones	MLB 57	A. Aldridge	TE 83	P. Mitchell
TE 83	P. Mitchell	WLB 50	E. Robinson	TE 84	S. Sharpe	SLB 53	B. Romanowski	WR 87	K. McCardell
WR 87	K. McCardell	LCB 41	D. Thomas	WR 87	E. McCaffrey	LCB 39	R. Crockett	QB 8	M. Brunell
QB 8	M. Brunell	RCB 27	D. Figures	QB 7	J. Elway	RCB 23	D. Gordon	RB 20	N. Means
RB 20	N. Means	SS 45	T. Davis	RB 30	T. Davis	FS 27	S. Atwater	TE 88	D. Jones
TE 88	D. Jones	FS 37	C. Hudson	FB 29	H. Griffith	SS 34	T. Braxton		

**DENVER SUBSTITUTIONS:** K 1 Jason Elam, QB 6 B. Brister, P 16 T. Rouen, CB 21 R. Hilliard, RB 22 V. Hebronn, CB 25 D. Johnson, CB 26 T. McKyer, RB 31 D. Loville, S 32 T. Veland, S 33 D. Dodge, RB 37 A. Lynn, FB 42 D. Smith, LB 56 K. Burns, LB 59 G. Cadrez, G 63 D. Diaz-Infante, T 74 H. Swayne, WR 81 P. Jeffers, WR 85 W. Green, TE 86 B. Chamberlain, TE 89 D. Carswell, DT 93 T. Pryce, DE 96 H. Hasselbach, DT 97 M. Lodish. **INACTIVE:** QB 8 J. Lewis, LB 50 J. Hesse, LB 58 S. Russ, C/G 62 D. Neil, T 70 J. Brown, DE 72 E. Jones, WR 88 S. Wilson, DT 99 D. Richie.

## FIELD GOALS (made (\_\_\_) &amp; missed)

M. Hollis (38)		J. Elam (25)					
		1	2	3	4	OT	TOTAL
VISITOR	Jacksonville Jaguars	0	7	10	0	—	17
HOME	Denver Broncos	14	7	0	21	—	42

Team		Qtr	Clock Time	SCORING PLAY		SCORE	
						Visitor	Home
BRONCOS	1	7:39	T. Davis 2 yd. run (J. Elam, kick) (15-73, 7:21)			0	7
BRONCOS	1	2:37	R. Smith 43 yd. pass from J. Elway (J. Elam, kick) (6-60, 4:07)			0	14
BRONCOS	2	10:46	T. Davis 5 yd. run (J. Elam, kick) (11-92, 5:16)			0	21
JAGUARS	2	5:09	N. Means 1 yd. run (M. Hollis, kick) (9-79, 5:37)			7	21
JAGUARS	3	13:33	M. Hollis 38 yd. Field Goal (4-7, 1:27)			10	21
JAGUARS	3	9:16	T. Davis 29 yd. blocked punt return (M. Hollis, kick)			17	21
BRONCOS	4	13:21	D. Loville 25 yd. run (J. Elam, kick) (2-48, 0:37)			17	28
BRONCOS	4	3:43	D. Loville 8 yd. run (J. Elam, kick) (10-80, 5:28)			17	35
BRONCOS	4	1:11	V. Hebronn 6 yd. run (J. Elam, kick) (2-9, 0:49)			17	42

## FINAL BRONCOS DEFENSIVE STATISTICS

(Based on unofficial press box statistics)

Player	UT	A	TT	PD	FR	FF	S-Yds	I-Yds	Player	UT	A	TT	PD	FR	FF	S-Yds	I-Yds
J. Mobley	4	2	6	0	0	0	0-0	0-0	R. Crockett	1	0	1	0	0	0	0-0	0-0
D. Gordon	5	0	5	4	0	0	1-8	1-0	T. Pryce	1	0	1	0	0	0	1-0	0-0
B. Romanowski	3	1	4	0	0	0	0-0	0-0	A. Williams	1	0	1	0	0	0	0-0	0-0
K. Traylor	3	1	4	1	1	0	0-0	0-0	H. Hasselbach	0	1	1	0	0	0	0-0	0-0
N. Smith	2	1	3	1	0	0	0-0	0-0	K. Burns	0	0	0	0	0	0	0-0	0-0
G. Cadrez	2	0	2	0	0	0	0-0	0-0	D. Johnson	0	0	0	1	0	0	0-0	0-0
M. Tanuvasa	1	1	2	0	0	0	1-8	0-0	M. Lodish	0	0	0	0	0	0	0-0	0-0
S. Atwater	0	2	2	2	0	0	0-0	0-0	T. McKyer	0	0	0	0	0	0	0-0	0-0
A. Aldridge	1	0	1	0	1	0	0-0	0-0	T. Veland	0	0	0	0	0	0	0-0	0-0
T. Braxton	1	0	1	0	0	0	0-0	0-0	<b>Team Totals</b>	<b>25</b>	<b>9</b>	<b>34</b>	<b>9</b>	<b>1</b>	<b>0</b>	<b>3-16</b>	<b>1-0</b>

## FINAL INDIVIDUAL STATISTICS

Jacksonville Jaguars							Denver Broncos						
RUSHING	ATT	YDS	AVG	LG	TD		RUSHING	ATT	YDS	AVG	LG	TD	
N. Means	10	40	4.0	14	1		T. Davis	31	184	5.9	59	2	
J. Stewart	1	6	6.0	6	0		D. Loville	11	103	9.4	44	2	
M. Brunell	3	4	1.3	5	0		V. Hebronn	6	23	3.8	6t	1	
							J. Elway	1	0	0.0	0	0	
<b>Total</b>	<b>14</b>	<b>50</b>	<b>3.6</b>	<b>14</b>	<b>1</b>		<b>Total</b>	<b>49</b>	<b>310</b>	<b>6.3</b>	<b>59</b>	<b>5</b>	

PASSING	ATT	CMP	YDS	TKD/ YD	TD	LG	IN	PASSING	ATT	CMP	YDS	TKD/ YD	TD	LG	IN
M. Brunell	32	18	203	3/16	0	37	1	J. Elway	24	16	223	3/22	1	43t	0
<b>Total</b>	<b>32</b>	<b>18</b>	<b>203</b>	<b>3/16</b>	<b>0</b>	<b>37</b>	<b>1</b>	<b>Total</b>	<b>24</b>	<b>16</b>	<b>223</b>	<b>3/22</b>	<b>1</b>	<b>43t</b>	<b>0</b>

PASS RECEIVING	NO	YDS	LG	TD	PASS RECEIVING	NO	YDS	LG	TD
K. McCardell	6	55	20	0	T. Davis	4	11	6	0
J. Smith	6	55	16	0	R. Smith	3	99	43t	0
J. Stewart	3	46	26	0	E. McCaffrey	2	33	25	0
D. Jones	1	37	37	0	W. Green	2	32	22	0
P. Mitchell	1	7	7	0	S. Sharpe	2	29	23	0
N. Means	1	3	3	0	H. Griffith	2	9	8	0
					D. Loville	1	10	10	0
<b>Total</b>	<b>18</b>	<b>203</b>	<b>37</b>	<b>0</b>	<b>Total</b>	<b>16</b>	<b>223</b>	<b>43t</b>	<b>1</b>

INTERCEPTIONS	NO	YDS	LG	TD	INTERCEPTIONS	NO	YDS	LG	TD
					D. Gordon	1	0	0	0
<b>Total</b>	<b>0</b>	<b>0</b>	<b>0</b>	<b>0</b>	<b>Total</b>	<b>1</b>	<b>0</b>	<b>0</b>	<b>0</b>

PUNTING	NO	YDS	AVG	TB	IN20	LG	PUNTING	NO	YDS	AVG	TB	IN20	LG
B. Barker	4	118	29.5	0	1	35	T. Rouen (BLOCKED)	2	99	49.5	0	1	53
								1	0	0.0	0	0	0
<b>Total</b>	<b>4</b>	<b>118</b>	<b>29.5</b>	<b>0</b>	<b>1</b>	<b>35</b>	<b>Total</b>	<b>3</b>	<b>99</b>	<b>33.0</b>	<b>0</b>	<b>1</b>	<b>53</b>

PUNT RETURNS	NO	FC	YDS	LG	TD	PUNT RETURNS	NO	FC	YDS	LG	TD
R. Barlow (DOWNED)	1	0	5	5	0	D. Gordon (DOWNED)	1	0	14	14	0
	1	0	0	0	0	(OUT OF BOUNDS)	1	0	0	0	0
<b>Returns</b>	<b>1</b>		<b>5</b>	<b>5</b>	<b>0</b>	<b>Returns</b>	<b>1</b>		<b>14</b>	<b>14</b>	<b>0</b>

KICKOFF RETURNS	NO	FC	YDS	LG	TD	KICKOFF RETURNS	NO	FC	YDS	LG	TD
R. Barlow	3	0	118	58	0	V. Hebronn (TOUCHBACK)	3	0	87	51	0
M. Logan	3	0	44	18	0		1	0	0	0	0
T. Hallock	1	0	6	6	0						
D. Jones	0	0	-2	-2	0						
<b>Returns</b>	<b>7</b>		<b>166</b>	<b>58</b>	<b>0</b>	<b>Returns</b>	<b>3</b>		<b>87</b>	<b>51</b>	<b>0</b>

Jacksonville Jaguars	Own Fumbles	Yds	TD	Opp. F. Rec.	Yds	TD	Out Bnds	Denver Broncos	Own Fumbles	Yds	TD	Opp. F. Rec.	Yds	TD	Out Bnds
C. Simmons	0	0	0	1	0	0	0	J. Elway	3	1	-10	0	0	0	0
C. Hudson	0	0	0	1	0	0	0	A. Aldridge	0	0	0	0	1	0	0
R. Wynn	0	0	0	0	1	0	0								
M. Brunell	1	0	0	0	0	0	0								
D. Thomas	0	0	0	0	1	0	0								
<b>Total</b>	<b>1</b>	<b>0</b>	<b>0</b>	<b>2</b>	<b>2</b>	<b>0</b>	<b>0</b>	<b>Total</b>	<b>3</b>	<b>1</b>	<b>-10</b>	<b>0</b>	<b>0</b>	<b>1</b>	<b>0</b>

## FINAL TEAM STATISTICS

	VISITOR JAGUARS	HOME BRONCOS
TOTAL FIRST DOWNS	14	28
By Rushing	3	18
By Passing	9	8
By Penalty	2	2
THIRD DOWN EFFICIENCY	3-10-30%	12-16-75%
FOURTH DOWN EFFICIENCY	0-1-0%	1-1-100%
TOTAL NET YARDS	237	511
Total Offensive Plays (inc. times thrown passing)	49	76
Average gain per offensive play	4.8	6.7
NET YARDS RUSHING	50	310
Total Rushing Plays	14	49
Average gain per rushing play	3.6	6.3
NET YARDS PASSING	187	201
Times thrown – yards lost attempting to pass	3-16	3-22
Gross yards passing	203	223
PASS ATTEMPTS-COMPLETIONS-HAD INTERCEPTED	32-18-1	24-16-0
Average gain per pass play (inc. # thrown passing)	5.3	7.4
KICKOFFS Number-In End Zone-Touchbacks	4-1-1	7-0-0
PUNTS Number and Average	4-29.5	3-33
Had Blocked	0	1
FGs – PATs Had Blocked	0-0	0-0
TOTAL RETURN YARDAGE (Not Including Kickoffs)	5	14
No. and Yards Punt Returns	1-5	1-14
No. and Yards Kickoff Returns	7-166	3-87
No. and Yards Interception Returns	0-0	1-0
PENALTIES Number and Yards	9-54	9-94
FUMBLES Number and Lost	1-1	3-2
TOUCHDOWNS	3	6
Rushing	1	5
Passing	0	1
Other (Blocked Kicks, etc.)	2	0
EXTRA POINTS Made-Attempts	2-2	6-6
Kicking Made-Attempts	2-2	6-6
FIELD GOALS Made-Attempts	1-1	0-0
SAFETIES	0	0
FINAL SCORE	17	42
TIME OF POSSESSION	19:01	40:59



# 1996 AFC DIVISIONAL PLAYOFF GAME

## JACKSONVILLE 30, DENVER 27

Sat., Jan. 4, 1997 • 2:05 p.m. MST • Mile High Stadium • Denver

Weather: Sunny, 46°, Wind NW 15 mph • Attendance: 75,678 • Time: 3:02

The Broncos' most successful season since 1991 came to a surprising end at the hands of the Jacksonville Jaguars in an AFC Divisional Playoff game in front of 75,678 stunned fans at Mile High Stadium, by a final score of 30-27. The loss was Denver's first of the season at home and only their second ever at home in the postseason.

The contest began on a promising note for the Broncos, as they scored on two of their first three possessions to take a 12-0 lead into the second quarter. First, Vaughn Hebronn scored his first ever postseason touchdown on a 1-yard plunge on fourth down. During that drive, Terrell Davis set a franchise record for the longest postseason run with a 47-yard scamper. On Denver's next possession, Shannon Sharpe hauled in an 18-yard pass from John Elway to produce the 12-point margin.

The Jaguars then proceeded to score on their next six possessions, with the first five being unanswered by the Broncos, producing a 23-12 advantage for Jacksonville. The Broncos responded with a 9-play, 57-yard drive, capped by a 2-yard touchdown run by Davis, who then tacked on the two-point conversion himself to cut the deficit to three. But then Mark Brunell, who threw for 245 yard and two touchdowns on the day, connected with Jimmy Smith on a critical third-and-five play at the Broncos' 16-yard line with 3:39 remaining in the game to restore a 10-point advantage.

The Broncos again pulled to within three points when Elway found Ed McCaffrey in the end zone for a 15-yard touchdown with 1:50 left, but Denver's magic ran out as the Jaguars held on for the 30-27 win.

During the contest, Elway—who played in his franchise-record 15th postseason game—passed Terry Bradshaw for fourth place on the all-time NFL postseason list for pass attempts. Natrone Means, who led Jacksonville's 203-yard ground attack, rushed for 140 yards on 21 carries. Brunell added 44 more on seven rushes.

### OFFICIALS

Referee — Red Cashion (43); Umpire — Art Demmas (78); Line Judge — Byron Boston (18); Side Judge — Laird Hayes (125); Head Linesman — Sid Semon (109); Back Judge — Tim Millis (80); Field Judge — John Robison (46)

### STARTING LINEUPS

Jacksonville Jaguars					Denver Broncos				
Offense			Defense		Offense			Defense	
WR 82	J. Smith	LE 56	J. Lageman	WR 83	A. Miller	LE 90	D. Williams	LT 97	M. Lodish
LT 71	T. Boselli	LT 92	D. Davey	LT 65	G. Zimmermann	LT 69	M. Schlereth	RT 95	M. Perry
LG 62	B. Coleman	RT 64	J. Jurkovic	LG 69	M. Schlereth	RT 95	M. Perry	RE 91	A. Williams
C 79	D. Widell	RE 96	C. Simmons	C 66	T. Nalen	RE 91	A. Williams	WLB 51	J. Mobley
RG 76	R. Tylski	SLB 51	K. Hardy	RG 75	B. Habib	WLB 51	J. Mobley	ALB 57	A. Aldridge
RT 72	L. Searcy	MLB 55	T. McManus	RT 76	B. Thompson	MLB 57	A. Aldridge	SLB 53	B. Romanowski
TE 86	D. Brown	WLB 50	E. Robinson	TE 84	S. Sharpe	SLB 53	B. Romanowski	LCB 39	R. Crockett
WR 87	K. McCordell	LCB 21	A. Beasley	WR 87	E. McCaffrey	LCB 39	R. Crockett	RCB 48	L. Washington
QB 8	M. Brunell	RCB 25	M. Washington	QB 7	J. Elway	RCB 48	L. Washington	FS 27	S. Atwater
RB 20	N. Means	SS 28	D. Hall	HB 30	T. Davis	SS 34	T. Braxton		
FB 35	L. Maston	FS 37	C. Hudson	FB 29	A. Craver	SS 34	T. Braxton		

**DENVER SUBSTITUTIONS:** 1 J. Elam, 16 T. Rouen, 20 T. James, 21 R. Hilliard, 22 V. Hebronn, 25 D. Johnson, 31 R. Jones, 37 T. Hauck, 38 R. Rivers, 56 K. Burns, 59 G. Cadrez, 70 J. Brown, 79 J. Geathers, 80 R. Smith, 82 P. Jeffers, 86 B. Chamberlain, 88 M. Sherrard, 89 D. Carswell, 94 J. Robinson, 96 H. Hasselbach, 98 M. Tanuvasa. **DID NOT PLAY:** 8 J. Lewis, 63 D. Diaz-Infante. **INACTIVE:** 11 T. Rubley, 42 D. Smith, 54 B. Hager, 64 R. Tamm, 67 M. Campbell, 68 R. McElroy, 72 E. Jones, 81 T. Kinchen.

### FIELD GOALS (made ( ) & missed)

		(46)		(42)		(22)			
		1		2		3		4	
VISITOR	Jacksonville Jaguars	0		13		7		10	
HOME	Denver Broncos	12		0		0		15	
		—		—		—		30	

Team	Qtr	Clock	Time	SCORING PLAY		SCORE	
						Visitor	Home
BRONCOS	1	6:22		V. Hebronn 1 yd. run (No good, blocked) (6-50, 2:58)		0	6
BRONCOS	1	0:33		S. Sharpe 18 yd. pass from J. Elway (2-pt. Att. Failed) (7-64, 3:52)		0	12
JAGUARS	2	11:15		M. Hollis 46 yd. Field Goal (10-50, 4:18)		3	12
JAGUARS	2	2:58		N. Means 8 yd. run (M. Hollis, kick) (10-80, 5:21)		10	12
JAGUARS	2	0:10		M. Hollis 42 yd. Field Goal (5-65, 0:47)		13	12
JAGUARS	3	8:51		K. McCordell 31 yd. pass from M. Brunell (M. Hollis, kick) (7-75, 3:18)		20	12
JAGUARS	4	10:51		M. Hollis 22 yd. Field Goal (17-88, 8:32)		23	12
BRONCOS	4	7:37		T. Davis 2 yd. run (T. Davis, run) (9-57, 3:14)		23	20
JAGUARS	4	3:39		J. Smith 16 yd. pass from M. Brunell (M. Hollis, kick) (9-74, 3:58)		30	20
BRONCOS	4	1:50		E. McCaffrey 15 yd. pass from J. Elway (J. Elam, kick) (8-80, 1:49)		30	27

### FINAL BRONCOS DEFENSIVE STATISTICS

(from unofficial press box statistics)

Player	UT	A	TT	PD	FR	FF	S-Yds	I-Yds	Player	UT	A	TT	PD	FR	FF	S-Yds	I-Yds
T. Braxton	10	1	11	0	0	0	0-0	0-0	M. Lodish	2	0	2	0	0	0	0-0	0-0
J. Mobley	6	2	8	1	0	0	0-0	0-0	B. Romanowski	2	0	2	0	0	0	0-0	0-0
S. Atwater	6	0	6	0	0	0	0-0	0-0	H. Hasselbach	1	0	1	0	0	0	0-0	0-0
A. Aldridge	5	1	6	1	0	0	1-0-4	0-0	R. Hilliard	1	0	1	0	0	0	0-0	0-0
M. Perry	4	1	5	0	0	0	0-0	0-0	M. Tanuvasa	1	0	1	0	0	0	0-0	0-0
D. Williams	2	2	4	1	0	0	1-0-1	0-0	A. Williams	1	0	1	2	0	0	0-0	0-0
R. Crockett	2	0	2	1	0	0	0-0	0-0	K. Burns	0	0	0	0	0	0	0-0	0-0
T. Hauck	2	0	2	0	0	0	0-0	0-0	<b>Team Totals</b>	<b>47</b>	<b>7</b>	<b>54</b>	<b>6</b>	<b>0</b>	<b>0</b>	<b>2-0-5</b>	<b>0-0</b>
T. James	2	0	2	0	0	0	0-0	0-0									

### FINAL INDIVIDUAL STATISTICS

Jacksonville Jaguars							Denver Broncos						
RUSHING	ATT	YDS	AVG	LG	TD		RUSHING	ATT	YDS	AVG	LG	TD	
N. Means	21	140	6.7	21	1		T. Davis	14	91	6.5	47	1	
M. Brunell	7	44	6.3	29	0		J. Elway	5	30	6.0	19	0	
J. Stewart	8	19	2.4	5	0		V. Hebronn	2	5	2.5	4	1	
<b>Total</b>	<b>36</b>	<b>203</b>	<b>5.6</b>	<b>29</b>	<b>1</b>		<b>Total</b>	<b>21</b>	<b>126</b>	<b>6.0</b>	<b>47</b>	<b>2</b>	

Jacksonville Jaguars							Denver Broncos						
PASSING	ATT	CMP	YDS	TKD/YD	TD	LG	PASSING	ATT	CMP	YDS	TKD/YD	TD	LG
M. Brunell	29	18	245	2/5	2	44	J. Elway	38	25	226	1/1	2	18t
<b>Total</b>	<b>29</b>	<b>18</b>	<b>245</b>	<b>2/5</b>	<b>2</b>	<b>44</b>	<b>Total</b>	<b>38</b>	<b>25</b>	<b>226</b>	<b>1/1</b>	<b>2</b>	<b>18t</b>

PASS RECEIVING							PASS RECEIVING						
	NO	YDS	LG	TD				NO	YDS	LG	TD		
K. McCordell	5	59	31t	1			T. Davis	7	24	6	0		
N. Means	4	46	29	0			A. Miller	5	67	18	0		
J. Smith	3	71	44	1			E. McCaffrey	5	54	15t	1		
W. Jackson	3	35	19	0			A. Craver	3	17	7	0		
P. Mitchell	2	9	8	0			S. Sharpe	2	31	18t	1		
J. Stewart	1	25	25	0			D. Carswell	2	18	10	0		
							R. Smith	1	15	15	0		
<b>Total</b>	<b>18</b>	<b>245</b>	<b>44</b>	<b>2</b>			<b>Total</b>	<b>25</b>	<b>226</b>	<b>18</b>	<b>2</b>		

INTERCEPTIONS							INTERCEPTIONS						
	NO	YDS	LG	TD				NO	YDS	LG	TD		
<b>Total</b>	<b>0</b>	<b>0</b>	<b>0</b>	<b>0</b>			<b>Total</b>	<b>0</b>	<b>0</b>	<b>0</b>	<b>0</b>		

PUNTING							PUNTING						
	NO	YDS	AVG	TB	IN20	LG		NO	YDS	AVG	TB	IN20	LG
B. Barker	3	119	39.7	0	0	49	T. Rouen	5	213	42.6	1	3	52
<b>Total</b>	<b>3</b>	<b>119</b>	<b>39.7</b>	<b>0</b>	<b>0</b>	<b>49</b>	<b>Total</b>	<b>5</b>	<b>213</b>	<b>42.6</b>	<b>1</b>	<b>3</b>	<b>52</b>

PUNT RETURNS							PUNT RETURNS						
	NO	FC	YDS	LG	TD			NO	FC	YDS	LG	TD	
C. Hudson	1	2	3	3	0		R. Smith	2	0	12	6	0	
(DOWNED)	1	0	0	0	0		(OUT OF BOUNDS)	1	0	0	0	0	
(TOUCHBACK)	1	0	0	0	0								
<b>Returns</b>	<b>1</b>	<b>3</b>	<b>3</b>	<b>0</b>			<b>Returns</b>	<b>2</b>	<b>12</b>	<b>6</b>	<b>0</b>		

KICKOFF RETURNS							KICKOFF RETURNS						
	NO	FC	YDS	LG	TD			NO	FC	YDS	LG	TD	
B. Brooks	4	0	75	29	0		V. Hebronn	3	0	85	38	0	
L. Maston	0	0	0	0	0		B. Chamberlain	1	0	15	15	0	
							K. Burns	1	0	14	14	0	
							P. Jeffers	1	0	9	9	0	
							(TOUCHBACK)	1	0	0	0	0	
<b>Returns</b>	<b>4</b>	<b>75</b>	<b>29</b>	<b>0</b>			<b>Returns</b>	<b>6</b>	<b>123</b>	<b>38</b>	<b>0</b>		

Jacksonville Jaguars							Denver Broncos						
FUMBLES	Fum	Own	Rec.	Yds	TD	Opp. Rec.	FUMBLES	Fum	Own	Rec.	Yds	TD	Opp. Rec.
T. McManus	0	0	0	0	0	1	D. Carswell	1	1	0	0	0	0
<b>Total</b>	<b>0</b>	<b>0</b>	<b>0</b>	<b>0</b>	<b>0</b>	<b>1</b>	<b>Total</b>	<b>1</b>	<b>1</b>	<b>0</b>	<b>0</b>	<b>0</b>	<b>0</b>

### FINAL TEAM STATISTICS

	VISITOR JAGUARS	HOME BRONCOS
TOTAL FIRST DOWNS	22	21
By Rushing	9	7
By Passing	11	13
By Penalty	2	1
THIRD DOWN EFFICIENCY	8-15-53%	6-12-50%
FOURTH DOWN EFFICIENCY	0-0-0%	1-1-100%
TOTAL NET YARDS	443	351
Total Offensive Plays (inc. times thrown passing)	67	60
Average gain per offensive play	6.6	5.9
NET YARDS RUSHING	203	126
Total Rushing Plays	36	21
Average gain per rushing play	5.6	6.0
NET YARDS PASSING	240	225
Times thrown – yards lost attempting to pass	2-5	1-1
Gross yards passing	245	226
PASS ATTEMPTS-COMPLETIONS-HAD INTERCEPTED	29-18-0	38-25-0
Average gain per pass play (inc. # thrown passing)	7.7	5.8
KICKOFFS Number-In End Zone-Touchbacks	7-1-1	5-2-0
PUNTS Number and Average	3-39.7	5-42.6
Had Blocked	0	0
FGs – PATs Had Blocked	0-0	0-1
TOTAL RETURN YARDAGE (Not Including Kickoffs)	3	12
No. and Yards Punt Returns	1-3	2-12
No. and Yards Kickoff Returns	4-75	6-123
No. and Yards Interception Returns	0-0	0-0
PENALTIES Number and Yards	3-18	8-64
FUMBLES Number and Lost	0-0	1-0
TOUCHDOWNS	3	4
Rushing	1	2
Passing	2	2
EXTRA POINTS Made-Attempts	3-3	2-4
Kicking Made-Attempts	3-3	1-2
Rushing Made-Attempts	0-0	1-1
Passing Made-Attempts	0-0	0-1
FIELD GOALS Made-Attempts	3-3	0-0
SAFETIES	0	0
FINAL SCORE	30	27
TIME OF POSSESSION	32:24	27:36



**1991 AFC CHAMPIONSHIP GAME**  
**BUFFALO 10, DENVER 7****Sun., Jan. 12, 1992 • 12:35 p.m. EST • Rich Stadium • Buffalo, N.Y.****Weather:** Sunny, 42°, Wind SSW 15 mph • **Attendance:** 80,272 • **Time:** 2:59

The Broncos were denied their fifth AFC Championship, losing 10-7 to the Bills before 80,272 in Rich Stadium. Denver's defense shut down the high-powered Buffalo offense, limiting it to just 213 total yards and only 12 first downs, but the Broncos offense failed to capitalize on several first-half opportunities.

Buffalo punted on its first two drives after a total net of -2 yards, and had its third drive ended when nose teackle Greg Kragen tipped and then intercepted a pass on the Buffalo 29. But Denver could not take advantage as David Treadwell's 47-yard field goal attempt sailed wide right. The defense rose up again to thwart the Bills and the Broncos began their next drive on their own 24, but would later stall when Treadwell missed again, hitting the right upright from 42 yards out.

Once again the Bills punted after failing to get a first down, and a 10-yard punt return by Vance Johnson set Denver up on the 50. On first down, quarterback John Elway threw a middle screen to running back Steve Sewell, who gained 26 yards to the Buffalo 24. The Broncos could move no closer than the 20, and David Treadwell's 37-yard attempt hit the right upright, ending the last scoring threat of the first half. Through the first two quarters Denver outgained the Bills 123 yards to 58, had nine first downs to Buffalo's three, and had a time of possession of 20:19, but at halftime the score stood at 0-0.

The Bills' second drive of the third quarter began at their 20 and 11 plays later they faced a third-and-seven on Denver's 26. Kelly attempted to hit wide receiver James Lofton but cornerback Tyrone Braxton intercepted the ball and returned it to the Denver 19. On second-and-10 Elway attempted another middle screen to Sewell, but linebacker Carlton Bailey picked off the pass and ran 11 yards for a touchdown.

The Broncos' first possession of the fourth quarter began with Gary Kubiak at quarterback, replacing Elway, who left the game with an injured thigh muscle. Kubiak drove Denver from its 21 to the Buffalo 23, but the Broncos failed to convert a fourth-down attempt. The Bills then drove 50 yards in 9 plays to score on a 44-yard field goal by Scott Norwood. Now down 10-0, Kubiak engineered a frantic drive in which Denver covered 85 yards in 8 plays, and Kubiak scored a 3-yard quarterback draw to pull Denver within 3 points.

The ensuing onside kick was recovered by the Broncos' Steve Atwater, and Denver began its last chance drive on its 49 with 1:43 left on the clock and two time-outs. On first down, Kubiak hit Sewell for seven yards, but cornerback Kirby Jackson stripped the ball away and he recovered on the Buffalo 44. The Bronco defense forced the Bills to punt, but Denver could only reach the 50 as time ran out. Kubiak, playing his final game as a pro, outgained both Elway and Kelly, completing 11 of 12 passes for 136 yards.

**OFFICIALS**

**Referee** — Dale Hamer (104); **Umpire** — Al Conway (27); **Line Judge** — Bill Reynolds (53); **Side Judge** — Doug Toole (4); **Head Linesman** — Sid Semon (109); **Back Judge** — Al Jury (106); **Field Judge** — Don Hakes (96)

**STARTING LINEUPS**

Denver Broncos				Buffalo Bills			
Offense		Defense		Offense		Defense	
WR 83	M. Young	LE 91	W. Powers	WR 80	J. Lofton	LE 96	L. Seals
LT 62	J. Davidson	NT 71	G. Kragen	LT 69	W. Wolford	NT 91	J. Wright
LG 63	S. Farrell	RE 90	R. Holmes	LG 51	J. Richter	RE 78	B. Smith
C 79	Da. Widell	LOLB 73	S. Fletcher	C 87	K. Hull	LOLB 97	C. Bennett
RG 67	Do. Widell	LILB 56	M. Brooks	RG 59	M. Frerotte	LILB 58	S. Conlan
RT 76	K. Lanier	RILB 77	K. Mecklenburg	RT 75	H. Ballard	RILB 54	C. Bailey
WR 81	S. Sharpe	ROLB 51	M. Croel	TE 84	K. McKeller	ROLB 56	D. Talley
WR 85	D. Russell	LCB 34	T. Braxton	WR 83	A. Reed	LCB 47	K. Jackson
QB 7	J. Elway	RCB 24	W. Henderson	QB 12	J. Kelly	RCB 37	N. Odomes
RB 28	G. Green	SS 49	D. Smith	RB 34	T. Thomas	SS 46	L. Smith
WR 82	V. Johnson	FS 27	S. Atwater	WR 82	D. Beebe	FS 38	M. Kelso

**DENVER SUBSTITUTIONS:** 2 M. Horan, 8 G. Kubiak, 9 D. Treadwell, 21 L. Lang, 22 A. Montgomery, 29 C. Dimry, 30 S. Sewell, 38 R. Rivers, 41 G. Lewis, 48 R. Robbins, 54 K. Traylor, 59 T. Lucas, 60 N. Subis, 68 C. Ker, 70 B. Sochia, 72 K. Kartz, 74 H. Salem, 80 M. Jackson, 84 R. Nattiel, 88 C. Kay, 96 K. Walker. **DID NOT PLAY:** 52 J. Mills, 89 R. Johnson. **INACTIVE:** 12 S. Moore, 26 B. Humphrey.

FIELD GOALS (made (___) & missed)					
D. Treadwell	47WL	42WR	37WR	S. Norwood	(44)
VISITOR	Denver Broncos	1	2	3	4
HOME	Buffalo Bills	0	0	0	7
		0	0	7	3
				—	10
SCORE					
Team	Qtr	Elapsed Time	SCORING PLAY	Visitor	Home
BILLS	3	9:32	C. Bailey 11 yd. return (S. Norwood, kick) (0-11, 0:11)	0	7
BILLS	4	10:42	S. Norwood 44 yd. Field Goal (9-50, 3:57)	0	10
BRONCOS	4	13:17	G. Kubiak 3 yd. run (D. Treadwell, kick) (8-85, 2:35)	7	10

**FINAL BRONCOS DEFENSIVE STATISTICS**  
(Based on unofficial press box totals)

Player	UT	A	TT	PD	FR	FF	S-Yds	I-Yds
S. Fletcher	6	1	7	0	0	0	1-8	0-0
M. Brooks	5	2	7	0	0	0	0-0	0-0
G. Kragen	6	0	6	2	0	0	0-0	0-0
K. Mecklenburg	6	0	6	0	0	0	0-0	0-0
S. Atwater	4	2	6	1	0	0	0-0	0-0
W. Powers	4	2	6	0	0	0	0-0	0-0
D. Smith	4	0	4	0	0	0	0-0	0-0
R. Holmes	3	0	3	0	0	0	0-0	0-0
Player	UT	A	TT	PD	FR	FF	S-Yds	I-Yds
T. Braxton	2	0	2	1	0	0	0-0	1-5
C. Dimry	1	1	2	0	0	0	0-0	0-0
B. Sochia	1	1	2	0	0	0	0-0	0-0
A. Montgomery	1	0	1	0	0	0	0-0	0-0
R. Robbins	1	0	1	0	0	0	0-0	0-0
M. Croel	1	0	1	0	0	0	0-0	0-0
W. Henderson	0	0	0	1	0	0	0-0	0-0
<b>Team Totals</b>	<b>45</b>	<b>9</b>	<b>54</b>	<b>4</b>	<b>0</b>	<b>0</b>	<b>1-8</b>	<b>2-5</b>

**FINAL INDIVIDUAL STATISTICS**

Denver Broncos										Buffalo Bills									
RUSHING	ATT	YDS	AVG	LG	TD		RUSHING	ATT	YDS	AVG	LG	TD							
G. Green	19	53	2.8	18	0		T. Thomas	26	72	2.8	9	0							
G. Kubiak	3	22	7.3	11	1		A. Reed	1	16	16.0	16	0							
J. Elway	4	10	2.5	7	0		J. Kelly	2	9	4.5	10	0							
S. Sewell	4	3	0.8	6	0		K. Davis	6	7	1.2	4	0							
V. Johnson	2	-7	-3.5	-1	0														
Total	32	81	2.5	18	1		Total	35	104	3.0	16	0							
PASSING	ATT	CMP	YDS	TKD/YD	TD	LG	IN	PASSING	ATT	CMP	YDS	TKD/YD	TD	LG	IN				
J. Elway	21	11	121	3/24	0	26	1	J. Kelly	25	13	117	1/8	0	25	2				
G. Kubiak	12	11	136	1/10	0	24	0												
Total	33	22	257	4/34	0	26	1	Total	25	13	117	1/8	0	25	2				
RECEIVING			NO	YDS	LG	TD		RECEIVING			NO	YDS	LG	TD					
V. Johnson			8	104	24	0		K. McKeller			3	39	25	0					
S. Sewell			7	78	26	0		T. Thomas			3	15	8	0					
S. Sharpe			3	40	15	0		A. Reed			2	19	10	0					
M. Young			3	25	10	0		K. Davis			2	13	9	0					
R. Nattiel			1	10	10	0		P. Metzelaars			1	14	14	0					
								J. Lofton			1	11	11	0					
								D. Beebe			1	6	6	0					
Total			22	257	26	0		Total			13	117	25	0					
INTERCEPTIONS			NO	YDS	LG	TD		INTERCEPTIONS			NO	YDS	LG	TD					
G. Kragen			1	0	0	0		C. Bailey			1	11	11	1					
T. Braxton			1	5	5	0													
Total			2	5	5	0		Total			1	11	11	1					
PUNTING	NO	YDS	AVG	TB	IN20	LG		PUNTING	NO	YDS	AVG	TB	IN20	LG					
Horan	6	262	43.7	1	4	76		C. Mohr	8	304	38.0	1	0	49					
Total	6	262	43.7	1	4	76		Total	8	304	38.0	1	0	49					
PUNT RETURNS			NO	FC	YDS	LG	TD	PUNT RETURNS			NO	FC	YDS	LG	TD				
V. Johnson			3	3	36	13	0	C. Hicks			0	1	0	0	0				
(DOWNED)			1	0	0	0	0	(OUT OF BOUNDS)			1	0	0	0	0				
(TOUCHBACK)			1	0	0	0	0	(DOWNED)			3	0	0	0	0				
								(TOUCHBACK)			1	0	0	0	0				
Returns			3		36	13	0	Returns			0		0	0	0				
KICKOFF RETURNS			NO	FC	YDS	LG	TD	KICKOFF RETURNS			NO	FC	YDS	LG	TD				
A. Montgomery			2	0	34	18	0	A. Edwards			1	0	24	24	0				
D. Russell			1	0	15	15	0												
Returns			3		49	18	0	Returns			1		24	24	0				
Denver Broncos FUMBLES	Fum	Own Rec.	Yds	TD	FF	Rec.	Yds	TD	Out Bnds	Buffalo Bills FUMBLES	Fum	Own Rec.	Yds	TD	FF	Rec.	Yds	TD	Out Bnds
J. Elway	1	1	-5	0	0	0	0	0	0	L. Smith	0	0	0	0	0	1	0	0	0
S. Sewell	2	1	0	0	0	0	0	0	0	K. Jackson	0	0	0	0	1	1	0	0	0
V. Johnson	1	0	0	0	0	0	0	0	0										
Da. Widell	0	1	0	0	0	0	0	0	0										
Total	4	3	-5	0	0	0	0	0	0	Total	0	0	0	0	2	1	0	0	0

**FINAL TEAM STATISTICS**

	VISITOR BRONCOS	HOME BILLS
TOTAL FIRST DOWNS	12	12
By Rushing	6	5
By Passing	13	5
By Penalty	1	2
THIRD DOWN EFFICIENCY	3-14-21%	4-15-27%
FOURTH DOWN EFFICIENCY	0-1-0%	0-0-0%
TOTAL NET YARDS	304	213
Total Offensive Plays (inc. times thrown passing)	69	61
Average gain per offensive play	4.4	3.5
NET YARDS RUSHING	81	104
Total Rushing Plays	32	35
Average gain per rushing play	2.5	3.0
NET YARDS PASSING	223	109
Times thrown - yards lost attempting to pass	4-34	1-8
Gross yards passing	257	117
PASS ATTEMPTS-COMPLETIONS-HAD INTERCEPTED	33-22-1	25-13-2
Average gain per pass play (inc. # thrown passing)	6.0	4.2
KICKOFFS Number-In End Zone-Touchbacks	2-0-0	3-1-0
PUNTS Number and Average	6-43.7	8-38
Had Blocked	0	0
FGs - PATs Had Blocked	0-0	0-0
TOTAL RETURN YARDAGE (Not Including Kickoffs)	41	11
No. and Yards Punt Returns	3-36	0-0
No. and Yards Kickoff Returns	3-49	1-24
No. and Yards Interception Returns	2-5	1-11
PENALTIES Number and Yards	4-20	6-35
FUMBLES Number and Lost	4-1	0-0
TOUCHDOWNS	1	1
Rushing	1	0
Passing	0	0
Returns	0	1
EXTRA POINTS Made-Attempts	1-1	1-1
FIELD GOALS Made-Attempts	0-3	1-1
SAFETIES	0	0
FINAL SCORE	7	10
TIME OF POSSESSION	34:53	25:07



**1991 AFC DIVISIONAL PLAYOFF GAME**  
**DENVER 26, HOUSTON 24**  
 Sat., Jan. 4, 1992 • 2 p.m. MST • Mile High Stadium • Denver

**Weather:** Sunny, 36°. Wind W 14 mph • **Attendance:** 75,301 • **Time:** 3:09

The Denver Broncos advanced to their fourth AFC Championship Game in six years after defeating Houston 26-24 before 75,301 in Mile High Stadium. David Treadwell's 28-yard field goal with 20 seconds remaining capped a 12-play, 78-yard drive in which the Broncos converted two fourth-down plays.

Houston quarterback Warren Moon drove his team 70 yards in four plays—highlighted by a 49-yard strike to Haywood Jeffries, who would also haul in the touchdown pass from 15 yards—to put Houston up 7-0 with only 1:46 gone in the game. After a Denver punt, Moon again drove his team down the field and threw his second touchdown pass, this one for 9 yards to wide receiver Drew Hill.

The Broncos started their next possession on their 35 and covered 65 yards in 8 plays to score on a 10-yard pass from quarterback John Elway to wide receiver Vance Johnson, but a fumbled snap on the conversion attempt left the score 14-6. On the sixth play of the ensuing Oilers' drive, Moon was intercepted by free safety Steve Atwater, but a roughing the passer call nullified the effort. Three plays later Houston scored on a 6-yard pass from Moon to wide receiver Curtis Duncan.

The next Oilers' possession ended when Atwater intercepted a pass and gave Denver the ball on its own 12 with 6:03 left in the half. In a drive that saw Elway complete all 6 passes for 64 yards, and Steve Sewell complete one to Johnson for 10, the Broncos covered 88 yards in 12 plays to score on a 1-yard run by running back Greg Lewis, cutting the Houston lead to 21-13. After a missed Houston field goal attempt, the Broncos drove from their 20 to Houston's 31 and David Treadwell nailed a 49-yard field goal, the longest in Denver postseason history. Now up by only five at 21-16, the Oilers reached the Broncos' 7 on their next drive, but had to settle for a 25-yard field goal.

Denver started on its 20 and 9 plays later faced a fourth-and-four from the Houston 41. Elway threw a short pass to wide receiver Michael Young, who broke two tackles and was finally brought down on Houston's 15, a gain of 26 yards. Three plays later Lewis bowled over from one for his second touchdown of the day, making the score 24-23 in favor of Houston. The Oilers' next drive stalled and Greg Montgomery punted to the Denver two. With 2:07 and no time outs remaining, Elway hit Young for a 22-yard gain on first down, but three plays later the Broncos had a fourth-and-six on the 28. Elway dropped back, then scrambled left field and ran out of bounds a yard past the first-down marker. Three straight incompletions again left Denver with a do-or-die fourth-down situation. Elway again dropped back and scrambled left, but as he headed upfield he tossed a pass to Johnson, who ran to the Houston 21 for a 44-yard gain. running back Steve Sewell ran for 10 yards on first down, and two plays later Treadwell came on for the winning kick.

## OFFICIALS

**Referee** — Johnny Grier (23); **Umpire** — John Keck (67); **Line Judge** — Ron Blum (83); **Side Judge** — Don Carlson (39); **Head Linesman** — Dave Anderson (81); **Back Judge** — Roy Clymer (24); **Field Judge** — Ed Merrifield (76)

## STARTING LINEUPS

Houston Oilers					Denver Broncos						
Offense			Defense		Offense			Defense			
WR	84	H. Jeffries	LE	95	W. Fuller	WR	83	M. Young	LDE	73	S. Fletcher
WR	85	D. Hill	LT	79	R. Childress	LT	62	J. Davidson	LDT	71	G. Kragen
LT	78	D. Maggs	RT	97	L. Williams	G	63	S. Farrell	RDT	77	K. Mecklenburg
LG	63	M. Munchak	RE	96	S. Jones	C	79	D. Widell	RDE	51	M. Croel
C	74	B. Matthews	LLB	57	L. Lathon	RG	67	D. Widell	MLB	56	M. Brooks
RG	66	D. Dawson	MLB	54	A. Smith	RT	76	K. Lanier	LB	34	T. Braxton
RT	73	D. Williams	RLB	91	J. Meads	TE	88	C. Kay	RCB	29	C. Dimry
WR	81	E. Givins	LCB	28	C. Dishman	WR	85	D. Russell	CB	21	L. Lang
WR	80	C. Duncan	RCB	23	R. Johnson	QB	7	J. Elway	S	48	R. Robbins
QB	1	W. Moon	SS	26	M. McDowell	RB	26	G. Green	SS	49	D. Smith
DE	44	L. White	DE	26	B. Orlando	RB	8	S. Shabazz	S	27	C. Abrester

**BRONCO SUBSTITUTES:** 2 M. Horan, 9 G. Kubiak, 9 D. Treadwell, 22 A. Montgomery, 30 S. Sewell, 38 R. Rivers, 41 G. Lewis, 52 L. Mills, 54 K. Taylor, 59 T. Lucas, 60 N. Subis, 68 C. Ker, 70 B. Sochia, 72 K. Kartz, 74 H. Salem, 82 V. Johnson, 84 R. Nattiel, 86 B. Johnson, 89 R. Johnson, 90 R. Holmes, 96 K. Walker. **DID NOT PLAY:** 24 W. Henderson, 91 W. Powers. **INACTIVE:** 12 S. Moore, 26 B. Humphrey.

## FINAL BRONCOS DEFENSIVE STATISTICS

*(Based on unofficial press box totals)*

<b>Player</b>	<b>UT</b>	<b>A</b>	<b>TT</b>	<b>PD</b>	<b>FR</b>	<b>FF</b>	<b>S-Yds</b>	<b>I-Yds</b>	<b>Player</b>	<b>A</b>	<b>TT</b>	<b>PD</b>	<b>FR</b>	<b>FF</b>	<b>S-Yds</b>	<b>I-Yds</b>
C. Dimry	9	0	9	1	0	0	0-0	0-0	K. Mackenberg	2	0	2	0	0	0-0	0-0
M. Brooks	7	2	9	0	0	0	0-0	0-0	R. Robbins	2	0	2	0	0	0-0	0-0
S. Atwater	3	5	8	2	0	0	0-0	1-0	B. Sochia	1	1	2	0	0	0-0	0-0
L. Lang	3	2	5	0	0	0	0-0	0-0	R. Holmes	1	0	1	0	0	0-0	0-0
T. Braxton	2	3	5	0	0	0	0-0	0-0	A. Montgomery	1	0	1	0	0	0-0	0-0
D. Fletcher	3	1	4	0	0	0	0-0	0-0	M. Crowl	0	1	1	0	0	0-0	0-0
D. Smith	2	2	4	0	0	0	0-0	0-0	<b>Team Totals</b>	<b>38</b>	<b>18</b>	<b>56</b>	<b>4</b>	<b>0</b>	<b>0-0</b>	<b>1-0</b>
G. Graden	2	1	3	0	0	0	0-0	0-0								

## FINAL INDIVIDUAL STATISTICS

Houston Oilers							Denver Broncos											
RUSHING	ATT	YDS	AVG	LG	TD		RUSHING	ATT	YDS	AVG	LG	TD						
L. White	17	79	4.6	10	0		G. Green	17	59	3.5	14	0						
W. Moon	2	18	9.0	15	0		S. Sewell	4	48	12.0	19	0						
							J. Elway	6	39	6.5	15	0						
							R. Rivers	1	3	3.0	3	0						
							G. Lewis	3	2	0.7	1	2						
Total	19	97	5.1	15	0		Total	31	151	4.9	19	2						
PASSING	ATT	CMP	YDS	TKD/YD	TD	LG	IN	PASSING	ATT	CMP	YDS	TKD/YD	TD	LG	IN			
W. Moon	36	27	325	0/0	3	49	1	J. Elway	33	19	257	0/0	1	44	1			
								S. Sewell	1	1	10	0/0	0	14	0			
Total	36	27	325	0/0	3	49	1	Total	34	20	267	0/0	1	44	1			
RECEIVING			NO	YDS	LG	TD		RECEIVING			NO	YDS	LG	TD				
H. Jeffries			7	99	49	1		V. Johnson			5	78	44	1				
E. Givins			6	111	29	0		M. Young			4	85	32	0				
C. Duncan			6	40	11	1		S. Sewell			3	28	16	0				
L. White			5	35	10	0		S. Sharpe			3	20	7	0				
D. Hill			2	21	12	1		R. Nattiel			2	27	23	0				
T. Jones			1	19	19	0		D. Russell			1	20	20	0				
								C. Kay			1	8	8	0				
								G. Green			1	1	1	0				
Total			27	325	49	3		Total			20	267	44	1				
INTERCEPTIONS			NO	YDS	LG	TD		INTERCEPTIONS			NO	YDS	LG	TD				
R. Johnson			1	25	25	0		S. Atwater			1	0	0	0				
Total			1	25	25	0		Total			1	0	0	0				
PUNTING	NO	YDS	AVG	TB	IN20	LG		PUNTING	NO	YDS	AVG	TB	IN20	LG				
G. Montgomery	1	44	44.0	0	1	44		M. Horan	2	81	40.5	0	0	43				
Total	1	44	44.0	0	1	44		Total	2	81	40.5	0	0	43				
PUNT RETURNS		NO	FC	YDS	LG	TD		PUNT RETURNS		NO	FC	YDS	LG	TD				
P. Coleman		0	1	0	0	0		(DOWNED)		1	0	0	0	0				
(OUT OF BOUNDS)		1	0	0	0	0												
Returns		0	0	0	0	0		Returns		0	0	0	0	0				
KICKOFF RETURNS		NO	FC	YDS	LG	TD		KICKOFF RETURNS		NO	FC	YDS	LG	TD				
P. Coleman		3	0	36	15	0		A. Montgomery		4	0	88	30	0				
P. Pinkett		3	0	46	22	0		(TOUCHBACK)		1	0	0	0	0				
Returns		6	82	22	0	0		Returns		4	88	30	0	0				
Houston Oilers	Own							Denver Broncos	Fum	Own								
FUMBLES	Fum	Rec.	Yds	TD	FF	Rec.	Yds	TD	Bnds	Fum	Rec.	Yds	TD	FF	Rec.	Yds	TD	Bnds
A. Smith	0	0	0	0	1	0	0	0	0	G. Green	1	0	0	0	0	0	0	0
B. Orlando	0	0	0	0	1	0	0	0	0	J. Davidson	0	1	0	0	0	0	0	0
										S. Sewell	1	0	0	0	0	0	0	1
										J. Elway	1	1	0	0	0	0	0	0
Total	0	0	0	0	2	0	0	0	0	Total	3	2	0	0	0	0	0	0

## FINAL TEAM STATISTICS

	VISITOR OILERS	HOME BRONCOS
TOTAL FIRST DOWNS	23	26
By Rushing	7	13
By Passing	14	12
By Penalty	2	1
THIRD DOWN EFFICIENCY	5-8-63%	5-11-45%
FOURTH DOWN EFFICIENCY	0-0-0%	3-3-100%
TOTAL NET YARDS	422	418
Total Offensive Plays (inc. times thrown passing)	55	65
Average gain per offensive play	7.7	6.4
NET YARDS RUSHING	97	151
Total Rushing Plays	19	31
Average gain per rushing play	5.1	4.9
NET YARDS PASSING	325	267
Times thrown – yards lost attempting to pass	0-0	0-0
Gross yards passing	325	267
PASS ATTEMPTS-COMPLETIONS-HAD INTERCEPTED	36-27-1	34-20-1
Average gain per pass play (inc. # thrown passing)	9.0	7.9
KICKOFFS Number-In End Zone-Touchbacks	5-1-1	6-0-0
PUNTS Number and Average	1-44	2-40.5
Had Blocked	0	0
FGs – PATs Had Blocked	0-0	0-0
TOTAL RETURN YARDAGE (Not Including Kickoffs)	25	0
No. and Yards Punt Returns	0-0	0-0
No. and Yards Kickoff Returns	6-82	4-88
No. and Yards Interception Returns	1-25	1-0
PENALTIES Number and Yards	13-85	6-70
FUMBLES Number and Lost	0-0	3-0
TOUCHDOWNS	3	3
Rushing	0	2
Passing	3	1
Returns	0	0
EXTRA POINTS Made-Attempts	3-3	2-3
FIELD GOALS Made-Attempts	1-2	2-2
SAFETIES	0	0
FINAL SCORE	24	26
TIME OF POSSESSION	30:26	29:34

SUPER BOWL XXIV  
SAN FRANCISCO 55, DENVER 10

Sun., Jan. 28, 1990 • 4:23 p.m. CST • Louisiana Superdome • New Orleans, La.

Weather: Indoors • Attendance: 72,919 • Time: 3:21

The San Francisco 49ers captured their fourth World Championship with a 55-10 victory over Denver in Super Bowl XXIV, played in the Louisiana Superdome. San Francisco quarterback Joe Montana completed 22 of 29 passes for 297 yards and five touchdowns—three to wide receiver Jerry Rice.

The Forty-Niners scored two touchdowns in every quarter and outgained the Broncos 461 yards to 167. After stopping Denver on the game's initial possession, San Francisco drove 66 yards in 10 plays, scoring on a 20-yard pass from Montana to Rice. The Broncos' next possession covered 49 yards in 10 plays and resulted in a 42-yard field goal by David Treadwell.

After limiting the Niners to four yards on their next drive, Denver took possession on its own 49, but on first down running back Bobby Humphrey fumbled and defensive end Kevin Fagan recovered for San Francisco on the Niners' 46. That turnover led to a 7-yard touchdown pass from Montana to tight end Brent Jones, and after a failed extra point attempt, San Francisco led 13-3 with 3 seconds left in the first quarter.

The Broncos failed to cross mid-field in the second period while the Niners scored on a one-yard run by running back Tom Rathman and a 38-yard pass from Montana to Rice. San Francisco was unable to move the ball on the initial drive of the second half, but Elway was intercepted on the first play of Denver's next drive and the Niners took possession on the Broncos' 28. On first down Montana threw a touchdown pass to Rice to put his team up 34-3. The next Denver drive also ended with an interception, leading to a 35-yard scoring pass from Montana to wide receiver John Taylor. The Broncos, spurred by a 34-yard run by Humphrey, moved 61 yards in 5 plays and a penalty to score on a 3-yard run by Elway. San Francisco roared back with an 11-play, 75-yard drive that ended with a 3-yard touchdown run by Rathman. Following another Bronco fumble, running back Roger Craig plowed 1 yard into the end zone to round out the scoring.

## OFFICIALS

Referee — Dick Jorgensen (60); Umpire — Hendi Anchich (115); Line Judge — Ron Blum (83); Side Judge — Gerry Austin (34); Head Linesman — Earnie Frantz (111); Back Judge — Al Jury (106); Field Judge — Don Orr (77)

## STARTING LINEUPS

San Francisco 49ers					Denver Broncos				
Offense			Defense		Offense			Defense	
WR 82	J. Taylor	LE 78	P. Holt	WR 82	V. Johnson	LE 92	A. Carreker	LT 60	G. Perry
LT 77	W. Paris	NT 95	M. Carter	LT 60	G. Perry	NT 71	G. Kragen	LG 66	J. Juriga
LG 62	G. McIntyre	RE 75	K. Fagan	LG 66	J. Juriga	RE 90	R. Holmes	C 61	J. Sapoliu
C 61	J. Sapoliu	LOLB 94	C. Haley	C 72	K. Kartz	LOLB 56	M. Brooks	RG 69	B. Collie
RG 69	B. Collie	LILB 54	M. Millen	RG 67	D. Widell	LILB 55	R. Dennison	RT 79	H. Barton
RT 79	H. Barton	RILB 99	M. Walter	RT 76	K. Lanier	RILB 77	K. Mecklenburg	TE 84	B. Jones
TE 84	B. Jones	ROLB 58	K. Turner	TE 89	O. Mobley	ROLB 73	S. Fletcher	WR 80	J. Rice
WR 80	J. Rice	LCB 26	D. Pollard	WR 80	M. Jackson	LCB 34	T. Braxton	QB 16	J. Montana
QB 16	J. Montana	RCB 29	D. Griffin	QB 7	J. Elway	RCB 24	W. Henderson	RB 33	R. Craig
RB 33	R. Craig	SS 31	C. Brooks	RB 30	S. Sewell	SS 49	D. Smith	RB 44	T. Rathman
RB 44	T. Rathman	FS 42	R. Lott	RB 26	B. Humphrey	FS 27	S. Atwater		

**DENVER SUBSTITUTIONS:** 2 M. Horan, 8 G. Kubiak, 9 D. Treadwell, 23 S. Winder, 25 K. Corrington, 32 M. Bratton, 35 K. Bell, 36 M. Haynes, 48 R. Robbins, 51 M. Munford, 54 K. Bishop, 58 S. Curtis, 59 T. Lucas, 61 A. Townsend, 65 M. Smith, 68 B. Henke, 83 M. Young, 84 R. Nattiel, 86 P. Green, 88 C. Kay, 91 W. Powers, 97 B. Klosterman. **INACTIVE:** 40 J. Alexander, 57 M. Ruether.

## FIELD GOALS (made (\_\_\_) &amp; missed)

D. Treadwell (42)

VISITOR	San Francisco 49ers	1	2	3	4	OT	TOTAL
HOME	Denver Broncos	13	14	14	14	—	55
		3	0	7	0	—	10

Team	Qtr	Elapsed Time	SCORING PLAY	SCORE	
				Visitor	Home
NINERS	1	4:54	J. Rice 20 yd. pass from J. Montana (M. Cofer, kick) (10-66, 3:59)	7	0
BRONCOS	1	8:13	D. Treadwell 42 yd. Field Goal (10-49, 3:19)	7	3
NINERS	1	14:57	B. Jones 7 yd. pass from J. Montana (No good, WR) (10-54, 5:15)	13	3
NINERS	2	7:45	T. Rathman 1 yd. run (M. Cofer, kick) (14-69, 7:07)	20	3
NINERS	2	14:26	J. Rice 38 yd. pass from J. Montana (M. Cofer, kick) (5-59, 1:04)	27	3
NINERS	3	2:12	J. Rice 28 yd. pass from J. Montana (M. Cofer, kick) (1-28, 0:06)	34	3
NINERS	3	5:16	J. Taylor 35 yd. pass from J. Montana (M. Cofer, kick) (2-37, 0:48)	41	3
BRONCOS	3	8:07	J. Elway 3 yd. run (D. Treadwell, kick) (5-61, 2:51)	41	10
NINERS	4	0:03	T. Rathman 3 yd. run (M. Cofer, kick) (11-75, 6:56)	48	10
NINERS	4	1:13	R. Craig 1 yd. run (M. Cofer, kick) (1-1, 0:04)	55	10

## FINAL BRONCOS DEFENSIVE STATISTICS

(Based on unofficial press box totals)

Player	UT	A	TT	PD	FR	FF	S-Yds	I-Yds	Player	UT	A	TT	PD	FR	FF	S-Yds	I-Yds
T. Braxton	8	0	8	2	0	0	1-0	0-0	M. Brooks	3	0	3	0	0	0	0-0	0-0
S. Atwater	4	4	8	0	0	0	0-0	0-0	A. Carreker	2	1	3	0	0	0	0-0	0-0
M. Munford	5	1	6	0	0	0	0-0	0-0	A. Townsend	2	1	3	0	0	0	0-0	0-0
W. Henderson	5	0	5	1	0	0	0-0	0-0	D. Carrington	2	0	2	0	0	0	0-0	0-0
R. Dennison	5	0	5	0	0	0	0-0	0-0	W. Powers	2	0	2	0	0	0	0-0	0-0
S. Fletcher	5	0	5	0	0	0	0-0	0-0	T. Lucas	1	1	2	0	0	0	0-0	0-0
S. Curtis	4	1	5	0	0	0	0-0	0-0	K. Corrington	1	0	1	0	0	0	0-0	0-0
G. Kragen	4	0	4	0	0	0	0-0	0-0	K. Mecklenburg	1	0	1	0	0	0	0-0	0-0
R. Holmes	3	1	4	0	0	0	0-0	0-0	<b>Team Totals</b>	<b>58</b>	<b>13</b>	<b>71</b>	<b>3</b>	<b>0</b>	<b>0</b>	<b>1-0</b>	<b>0-0</b>
D. Smith	1	3	4	0	0	0	0-0	0-0									

## FINAL INDIVIDUAL STATISTICS

San Francisco Forty Niners								Denver Broncos								
RUSHING	ATT	YDS	AVG	LG	TD			RUSHING	ATT	YDS	AVG	LG	TD			
R. Craig	20	69	3.5	18	1			B. Humphrey	12	61	5.1	34	0			
T. Rathman	11	38	3.5	18	2			J. Elway	4	8	2.0	3t	1			
J. Montana	2	15	7.5	10	0			S. Winder	1	-5	-5.0	-5	0			
T. Flagler	6	14	2.3	10	0											
S. Young	4	6	1.5	11	0											
H. Sydney	1	2	2.0	2	0											
Total	44	144	3.3	18	3			Total	17	64	3.8	34	1			
PASSING	ATT	CMP	YDS	TKD/YD	TD	LG	IN	PASSING	ATT	CMP	YDS	TKD/YD	TD	LG	IN	
J. Montana	29	22	297	1/0	5	38t	0	J. Elway	26	10	108	4/30	0	27	2	
S. Young	3	2	20	0/0	0	13	0	G. Kubiak	3	1	28	2/3	0	28	0	
Total	32	24	317	1/0	5	38t	0	Total	29	11	136	6/33	0	28	2	
RECEIVING			NO	YDS	LG	TD		RECEIVING			NO	YDS	LG	TD		
J. Rice			7	148	38t	3		B. Humphrey			3	38	27	0		
R. Craig			5	34	12	0		S. Sewell			2	22	12	0		
T. Rathman			4	43	18	0		V. Johnson			2	21	13	0		
J. Taylor			3	49	35t	1		R. Nattiel			1	28	28	0		
M. Sherrard			1	13	13	0		M. Bratton			1	14	14	0		
W. Walls			1	9	9	0		S. Winder			1	7	7	0		
B. Jones			1	7	7t	1		C. Kay			1	6	6	0		
H. Sydney			1	7	7	0										
J. Williams			1	7	7	0										
Total			24	317	38t	5		Total			11	136	28	0		
INTERCEPTIONS			NO	YDS	LG	TD		INTERCEPTIONS			NO	YDS	LG	TD		
M. Walter			1	4	4	0										
C. Brooks			1	38	38	0										
Total			2	42	38	0		Total			0	0	0	0		
PUNTING	NO	YDS	AVG	TB	IN20	LG		PUNTING	NO	YDS	AVG	TB	IN20	LG		
B. Helton	4	158	39.5	0	2	47		M. Horan	6	231	38.5	0	0	4		
Total	4	158	39.5	0	2	47		Total	6	231	38.5	0	0	4		
PUNT RETURNS	NO	FC	YDS	LG	TD			PUNT RETURNS	NO	FC	YDS	LG	TD			
J. Taylor	3	2	38	17	0			V. Johnson	2	1	11	7	0			
(OUT OF BOUNDS)	1	0	0	0	0			(DOWNED)	1	0	0	0	0			
Returns	3		38	17	0			Returns	2		11	7	0			
KICKOFF RETURNS	NO	FC	YDS	LG	TD			KICKOFF RETURNS	NO	FC	YDS	LG	TD			
T. Flagler	3		49	22	0			D. Carrington	6		146	39	0			
								K. Bell	2		41	24	0			
								M. Bratton	1		9	9	0			
Returns	3		49	22	0			Returns	9		196	39	0			
S. F. 49ers	Own		Opp.		Out			Denver Broncos	Own		Opp.		Out			
FUMBLES	Fum	Rec.	Yds	TD	FF	Rec.	Yds	TD	Fum	Rec.	Yds	TD	FF	Rec.	Yds	
K. Fagan	0	0	0	0	0	1	0	0	B. Humphrey	1	0	0	0	0	0	0
C. Brooks	0	0	0	0	0	1	0	0	J. Elway	2	1	-1	0	0	0	0
D. Griffin	0	0	0	0	0	1	0	0								
D. Stubbs	0	0	0	0	0	1	15	0								
Total	0	0	0	0	2	2	15	0	Total	3	1	-1	0	0	0	0

## FINAL TEAM STATISTICS

	VISITOR NINERS	HOME BRONCOS
TOTAL FIRST DOWNS	28	12
By Rushing	14	5
By Passing	14	6
By Penalty	0	1
THIRD DOWN EFFICIENCY	8-15-53%	3-11-27%
FOURTH DOWN EFFICIENCY	2-2-100%	0-0-0%
TOTAL NET YARDS	461	167
Total Offensive Plays (inc. times thrown passing)	77	52
Average gain per offensive play	6.0	3.2
NET YARDS RUSHING	144	64
Total Rushing Plays	44	17
Average gain per rushing play	3.3	3.8
NET YARDS PASSING	317	103
Times thrown – yards lost attempting to pass	1-0	6-33
Gross yards passing	317	136
PASS ATTEMPTS-COMPLETIONS-HAD INTERCEPTED	32-24-0	29-11-2
Average gain per pass play (inc. # thrown passing)	9.6	2.9
KICKOFFS Number-In End Zone-Touchbacks	9-3-0	3-0-0
PUNTS Number and Average	4-39.5	6-38.5
Had Blocked	0	0
FGs – PATs Had Blocked	0-0	0-0
TOTAL RETURN YARDAGE (Not Including Kickoffs)	80	11
No. and Yards Punt Returns	3-38	2

1989 AFC CHAMPIONSHIP GAME
DENVER 37, CLEVELAND 21
Sun., Jan. 14, 1990 • 11:30 a.m. MST • Mile High Stadium • Denver

Weather: Sunny, 53°, Wind W 10 mph • Attendance: 76,005 • Time: 3:28

The Denver Broncos won their third American Football Conference Championship in four years with a dynamic 37-21 victory over Cleveland before 76,005 fans in Mile High Stadium. Broncos quarterback John Elway threw for 385 yards and three touchdowns, running back Sammy Winder tied a Denver postseason record with two touchdowns, and strong safety Dennis Smith nabbed two of the Broncos' three interceptions. Denver had 497 yards of total offense to the Browns' 256 and had a time possession of 36:53.

The Broncos took the opening kickoff and drove to the Cleveland 1, but on third down, Elway's pitch to running back Bobby Humphrey was fumbled and the Browns' Andrew Stewart recovered on the 8. With 5 minutes left in the first quarter, Smith picked off a Bernie Kosar pass and returned it to the Cleveland 32. Denver moved to the Cleveland 12 but had to settle for a 29-yard field goal by David Treadwell.

Neither team mounted scoring drives until the Broncos took possession on their own 18 with 6:54 left in the half. On first down Elway hit wide receiver Mark Jackson for 12 yards, and three plays later he connected with wide receiver Michael Young for a 70-yard touchdown play. The Browns took the opening kickoff of the second half and drove 70 yards in 6 plays, scoring a 27-yard pass from Kosar to Brian Brennan. Denver roared right back on its next possession, going 80 yards in 6 plays and scoring on a 5-yard pass from Elway to tight end Orson Mobley. The key play on that drive was a 53-yard pass from Elway to Young. Cleveland was unable to move the ball and punted back to Denver. The Broncos moved from their own 40, and buoyed by a 25-yard run by Elway, covered 60 yards in 6 plays and scored on a 7-yard run by Winder, making the score 24-7.

The Browns needed just 6 plays to go 72 yards and score on a 10-yard Kosar-to-Brennan pass, and two plays into Denver's next drive, Cleveland's Felix Wright recovered a Denver fumble and returned it to the Bronco 1. On second down Tim Manoa barreled over from the 2, cutting Denver's lead to 24-21 with one second left in the third quarter. The Broncos shut out the Browns in the final quarter while posting 13 points. Their initial drive of the quarter covered 80 yards in 6 plays and ended with a 39-yard touchdown pass from Elway to Winder. Denver's Kip Corrington intercepted Kosar to set the Broncos up on the Cleveland 39. Denver got as far as the Browns' 17 but had to settle for a 34-yard Treadwell field goal. Smith grabbed his second interception to end the Browns' next drive, leading to a 31-yard field goal.

#### OFFICIALS

Referee — Dick Hantak (105); Umpire — Art Demmas (78); Line Judge — Bill Reynolds (53); Side Judge — Nate Jones (97); Head Linesman — Dale Williams (8); Back Judge — Paul Baetz (22); Field Judge — Jack Vaughan (93)

#### STARTING LINEUPS

Cleveland Browns					Denver Broncos				
Offense			Defense		Offense			Defense	
WR 84	W. Slaughter	LDE 60	A. Baker	WR 82	V. Johnson	LE 92	A. Carreker	LT 74	P. Farran
LT 74	P. Farran	78	C. Hairston	LT 80	G. Perry	NT 71	G. Kragen	LG 68	T. Banker
LG 68	T. Banker	RDT 97	M. Perry	LG 66	J. Juriga	RE 90	R. Holmes	C 73	G. Rakoczy
C 73	G. Rakoczy	RDE 97	R. Banks	C 72	K. Kartz	LOLB 56	M. Brooks	RG 66	T. Jones
RG 66	T. Jones	LLB 57	C. Matthews	RG 67	D. Widell	LILB 55	R. Dennison	RT 63	C. Risien
RT 63	C. Risien	MLB 59	M. Johnson	RT 76	K. Lanier	RILB 77	K. Mecklenburg	TE 82	O. Newsome
TE 82	O. Newsome	RLB 56	D. Grayson	TE 87	P. Kelly	ROLB 73	S. Fletcher	WR 88	R. Langhorne
WR 88	R. Langhorne	LCB 31	F. Mionfield	WR 80	M. Jackson	LCB 34	T. Braxton	QB 19	B. Kosar
QB 19	B. Kosar	RCB 29	H. Dixon	QB 7	J. Elway	RCB 24	W. Henderson	RB 21	E. Metcalf
RB 21	E. Metcalf	SS 22	F. Wright	FB 32	M. Bratton	SS 49	D. Smith	FB 34	K. Mack
FB 34	K. Mack	FS 30	T. Gash	RB 26	B. Humphrey	FS 27	S. Atwater		

**DENVER SUBSTITUTIONS:** 2 M. Horan, 8 G. Kubiak, 9 D. Treadwell, 23 S. Winder, 25 K. Carrington, 30 S. Sewell, 35 K. Bell, 36 M. Haynes, 48 R. Robbins, 51 M. Munford, 54 K. Bishop, 58 S. Curtis, 59 T. Lucas, 61 A. Townsend, 65 M. Smith, 68 B. Henke, 83 M. Young, 84 R. Nattiel, 88 C. Kay, 89 O. Mobley, 91 W. Powers, 97 B. Klosterman. **INACTIVE:** 40 J. Alexander, 57 M. Ruether.

FIELD GOALS (made ( ) & missed)									
D. Treadwell (29) 54B (34) (31)									
VISITOR	Cleveland Browns	1	2	3	4	OT	TOTAL		
HOME	Denver Broncos	0	0	21	0	—	21		
		3	7	14	13	—	37		

Team	Qtr	Elapsed Time	SCORING PLAY								SCORE	
			D. Treadwell 29 yd. Field Goal (5-20, 2:46)								Visitor	Home
BRONCOS	1	12:59									0	3
BRONCOS	2	9:03	M. Young 70 yd. pass from J. Elway (D. Treadwell, kick) (4-82, 0:57)								0	10
BROWNS	3	3:19	B. Brennan 27 yd. pass from B. Kosar (M. Bahr, kick) (8-70, 3:19)								7	10
BRONCOS	3	7:00	O. Mobley 5 yd. pass from J. Elway (D. Treadwell, kick) (6-80, 3:41)								7	17
BRONCOS	3	10:41	S. Winder 7 yd. run (D. Treadwell, kick) (6-60, 2:41)								7	24
BROWNS	3	12:48	B. Brennan 10 yd. pass from B. Kosar (M. Bahr, kick) (6-72, 2:07)								14	24
BROWNS	3	14:59	T. Manoa 2 yd. run (M. Bahr, kick) (2-1, 1:12)								21	24
BRONCOS	4	2:25	S. Winder 39 yd. pass from J. Elway (D. Treadwell, kick) (6-80, 2:26)								21	31
BRONCOS	4	6:38	D. Treadwell 34 yd. Field Goal (7-22, 3:48)								21	34
BRONCOS	4	13:00	D. Treadwell 31 yd. Field Goal (10-34, 6:50)								21	37

#### FINAL BRONCOS DEFENSIVE STATISTICS

*(Based on unofficial press box totals)*

Player	UT	A	TT	PD	FR	FF	S-Yds	I-Yds	Player	UT	A	TT	PD	FR	FF	S-Yds	I-Yds
T. Braxton	6	1	7	2	0	0	0-0	0-0	M. Brooks	1	0	1	0	0	0	0-0	0-0
S. Fletcher	5	2	7	1	0	0	2-3	0-0	R. Holmes	1	0	1	2	0	0	0-0	0-0
K. Mecklenburg	3	1	4	0	0	0	0-0	0-0	M. Haynes	1	0	1	0	0	0	0-0	0-0
W. Henderson	3	0	3	0	0	0	0-0	0-0	K. Corrington	0	1	1	0	0	0	0-0	1-1
D. Smith	3	0	3	0	0	0	0-0	2-13	D. Carrington	0	0	0	0	0	0	0-0	0-0
S. Atwater	2	1	3	0	0	0	0-0	0-0	S. Curtis	0	0	0	0	0	0	0-0	0-0
A. Townsend	2	1	3	0	0	0	1-10	0-0	R. Dennison	0	0	0	0	0	0	0-0	0-0
G. Kragen	2	0	2	0	0	1	0-0	0-0	B. Henke	0	0	0	0	0	0	0-0	0-0
R. Robbins	2	0	2	0	0	0	0-0	0-0	B. Klosterman	0	0	0	0	0	0	0-0	0-0
M. Munford	2	0	2	0	0	0	0-0	0-0	T. Lucas	0	0	0	0	0	0	0-0	0-0
A. Carreker	2	0	2	1	0	0	1-7	0-0	<b>Team Totals</b>	<b>35</b>	<b>7</b>	<b>42</b>	<b>6</b>	<b>0</b>	<b>1</b>	<b>4-20</b>	<b>3-13</b>

#### FINAL INDIVIDUAL STATISTICS

Cleveland Browns						Denver Broncos					
RUSHING	ATT	YDS	AVG	LG	TD	RUSHING	ATT	YDS	AVG	LG	TD
K. Mack	6	36	6.0	19	0	J. Elway	5	39	7.8	25	0
B. Kosar	2	22	11.0	16	0	S. Winder	21	37	1.8	9	1
T. Manoa	2	5	2.5	3	1	B. Humphrey	8	23	2.9	9	0
E. Metcalf	3	4	1.3	2	0	S. Sewell	4	17	4.3	12	0
R. Langhorne	1	-1	-1.0	-1	0	M. Bratton	1	4	4.0	4	0
<b>Total</b>	<b>14</b>	<b>66</b>	<b>4.7</b>	<b>19</b>	<b>1</b>	<b>Total</b>	<b>39</b>	<b>120</b>	<b>3.1</b>	<b>25</b>	<b>1</b>

PASSING	ATT	CMP	YDS	TKD/YD	TD	LG	IN	PASSING	ATT	CMP	YDS	TKD/YD	TD	LG	IN
B. Kosar	44	19	210	4/20	2	27t	3	J. Elway	36	20	385	1/8	3	70t	0
<b>Total</b>	<b>44</b>	<b>19</b>	<b>210</b>	<b>4/20</b>	<b>2</b>	<b>27t</b>	<b>3</b>	<b>Total</b>	<b>36</b>	<b>20</b>	<b>385</b>	<b>1/8</b>	<b>3</b>	<b>70t</b>	<b>0</b>

RECEIVING	NO	YDS	LG	TD	RECEIVING	NO	YDS	LG	TD
R. Langhorne	5	78	27	0	V. Johnson	7	91	23	0
B. Brennan	5	58	27t	2	S. Sewell	3	55	43	0
W. Slaughter	3	36	16	0	M. Young	2	123	70t	1
K. Mack	2	8	5	0	S. Winder	2	39	39t	1
E. Metcalf	2	7	4	0	M. Jackson	2	25	13	0
L. Tillman	1	15	15	0	O. Mobley	2	22	17	1
T. Manoa	1	8	8	0	B. Humphrey	1	23	23	0
<b>Total</b>	<b>19</b>	<b>210</b>	<b>27t</b>	<b>2</b>	<b>M. Bratton</b>	<b>1</b>	<b>7</b>	<b>7</b>	<b>0</b>

INTERCEPTIONS	NO	YDS	LG	TD	INTERCEPTIONS	NO	YDS	LG	TD
					D. Smith	2	13	9	0
					K. Corrington	1	1	1	0
<b>Total</b>	<b>0</b>	<b>0</b>	<b>0</b>	<b>0</b>	<b>Total</b>	<b>3</b>	<b>14</b>	<b>10</b>	<b>0</b>

PUNTING	NO	YDS	AVG	TB	IN20	LG	PUNTING	NO	YDS	AVG	TB	IN20	LG
B. Wagner	8	338	42.3	1	1	52	M. Horan	5	232	46.4	2	1	61
<b>Total</b>	<b>8</b>	<b>338</b>	<b>42.3</b>	<b>1</b>	<b>1</b>	<b>52</b>	<b>Total</b>	<b>5</b>	<b>232</b>	<b>46.4</b>	<b>2</b>	<b>1</b>	<b>61</b>

PUNT RETURNS	NO	FC	YDS	LG	TD	PUNT RETURNS	NO	FC	YDS	LG	TD
G. McNeil	1	1	7	7	0	V. Johnson	4	0	36	11	0
<b>Returns</b>	<b>1</b>	<b>1</b>	<b>7</b>	<b>7</b>	<b>0</b>	<b>Returns</b>	<b>4</b>	<b>0</b>	<b>36</b>	<b>11</b>	<b>0</b>

KICKOFF RETURNS	NO	FC	YDS	LG	TD	KICKOFF RETURNS	NO	FC	YDS	LG	TD
E. Metcalf	6	118	28	0							
K. Jones	1	12	12	0							
<b>Returns</b>	<b>7</b>	<b>130</b>	<b>28</b>	<b>0</b>		<b>Returns</b>	<b>0</b>	<b>0</b>	<b>0</b>	<b>0</b>	<b>0</b>

E. Metcalf	6	118	28	0																																																																																																																																																																																																																																																																																																																																																																																																																																																																																																																																																																																																																																																																																																																																																																																																																																																																																																																																																																																																																																																																																																																																																																																																																																																																																																																																																																																																																																																																																																																																																																																				</
------------	---	-----	----	---	--	--	--	--	--	--	--	--	--	--	--	--	--	--	--	--	--	--	--	--	--	--	--	--	--	--	--	--	--	--	--	--	--	--	--	--	--	--	--	--	--	--	--	--	--	--	--	--	--	--	--	--	--	--	--	--	--	--	--	--	--	--	--	--	--	--	--	--	--	--	--	--	--	--	--	--	--	--	--	--	--	--	--	--	--	--	--	--	--	--	--	--	--	--	--	--	--	--	--	--	--	--	--	--	--	--	--	--	--	--	--	--	--	--	--	--	--	--	--	--	--	--	--	--	--	--	--	--	--	--	--	--	--	--	--	--	--	--	--	--	--	--	--	--	--	--	--	--	--	--	--	--	--	--	--	--	--	--	--	--	--	--	--	--	--	--	--	--	--	--	--	--	--	--	--	--	--	--	--	--	--	--	--	--	--	--	--	--	--	--	--	--	--	--	--	--	--	--	--	--	--	--	--	--	--	--	--	--	--	--	--	--	--	--	--	--	--	--	--	--	--	--	--	--	--	--	--	--	--	--	--	--	--	--	--	--	--	--	--	--	--	--	--	--	--	--	--	--	--	--	--	--	--	--	--	--	--	--	--	--	--	--	--	--	--	--	--	--	--	--	--	--	--	--	--	--	--	--	--	--	--	--	--	--	--	--	--	--	--	--	--	--	--	--	--	--	--	--	--	--	--	--	--	--	--	--	--	--	--	--	--	--	--	--	--	--	--	--	--	--	--	--	--	--	--	--	--	--	--	--	--	--	--	--	--	--	--	--	--	--	--	--	--	--	--	--	--	--	--	--	--	--	--	--	--	--	--	--	--	--	--	--	--	--	--	--	--	--	--	--	--	--	--	--	--	--	--	--	--	--	--	--	--	--	--	--	--	--	--	--	--	--	--	--	--	--	--	--	--	--	--	--	--	--	--	--	--	--	--	--	--	--	--	--	--	--	--	--	--	--	--	--	--	--	--	--	--	--	--	--	--	--	--	--	--	--	--	--	--	--	--	--	--	--	--	--	--	--	--	--	--	--	--	--	--	--	--	--	--	--	--	--	--	--	--	--	--	--	--	--	--	--	--	--	--	--	--	--	--	--	--	--	--	--	--	--	--	--	--	--	--	--	--	--	--	--	--	--	--	--	--	--	--	--	--	--	--	--	--	--	--	--	--	--	--	--	--	--	--	--	--	--	--	--	--	--	--	--	--	--	--	--	--	--	--	--	--	--	--	--	--	--	--	--	--	--	--	--	--	--	--	--	--	--	--	--	--	--	--	--	--	--	--	--	--	--	--	--	--	--	--	--	--	--	--	--	--	--	--	--	--	--	--	--	--	--	--	--	--	--	--	--	--	--	--	--	--	--	--	--	--	--	--	--	--	--	--	--	--	--	--	--	--	--	--	--	--	--	--	--	--	--	--	--	--	--	--	--	--	--	--	--	--	--	--	--	--	--	--	--	--	--	--	--	--	--	--	--	--	--	--	--	--	--	--	--	--	--	--	--	--	--	--	--	--	--	--	--	--	--	--	--	--	--	--	--	--	--	--	--	--	--	--	--	--	--	--	--	--	--	--	--	--	--	--	--	--	--	--	--	--	--	--	--	--	--	--	--	--	--	--	--	--	--	--	--	--	--	--	--	--	--	--	--	--	--	--	--	--	--	--	--	--	--	--	--	--	--	--	--	--	--	--	--	--	--	--	--	--	--	--	--	--	--	--	--	--	--	--	--	--	--	--	--	--	--	--	--	--	--	--	--	--	--	--	--	--	--	--	--	--	--	--	--	--	--	--	--	--	--	--	--	--	--	--	--	--	--	--	--	--	--	--	--	--	--	--	--	--	--	--	--	--	--	--	--	--	--	--	--	--	--	--	--	--	--	--	--	--	--	--	--	--	--	--	--	--	--	--	--	--	--	--	--	--	--	--	--	--	--	--	--	--	--	--	--	--	--	--	--	--	--	--	--	--	--	--	--	--	--	--	--	--	--	--	--	--	--	--	--	--	--	--	--	--	--	--	--	--	--	--	--	--	--	--	--	--	--	--	--	--	--	--	--	--	--	--	--	--	--	--	--	--	--	--	--	--	--	--	--	--	--	--	--	--	--	--	--	--	--	--	--	--	--	--	--	--	--	--	--	--	--	--	--	--	--	--	--	--	--	--	--	--	--	--	--	--	--	--	--	--	--	--	--	--	--	--	--	--	--	--	--	--	--	--	--	--	--	--	--	--	--	--	--	--	--	--	--	--	--	--	--	--	--	--	--	--	--	--	--	--	--	--	--	--	--	--	--	--	--	--	--	--	--	--	--	--	--	--	--	--	--	--	--	--	--	--	--	--	--	--	--	--	--	--	--	--	--	--	--	--	--	--	--	--	--	--	--	--	--	--	--	--	--	--	--	--	--	--	--	--	--	--	--	--	--	--	--	--	--	--	--	--	--	--	--	--	--	--	--	--	--	--	--	--	--	--	--	--	--	--	--	--	--	--	--	--	--	--	--	--	--	--	--	--	--	--	--	--	--	--	--	--	--	--	--	--	--	--	--	--	--	--	--	--	--	--	--	--	--	--	--	--	--	--	--	--	--	--	--	--	--	--	--	--	--	--	--	--	--	--	--	--	--	--	--	--	--	--	--	--	--	--	--	--	--	--	--	--	--	--	--	--	--	--	--	--	--	--	--	--	--	--	--	--	--	--	--	--	--	--	--	--	--	--	--	--	--	--	--	--	--	--	--	--	--	--	--	--	--	--	--	--	--	--	--	--	--	--	--	--	--	--	--	--	--	--	--	--	--	--	--	--	--	--	--	--	--	--	--	--	--	--	--	--	--	--	--	--	--	--	--	--	--	--	--	--	--	--	--	--	--	--	--	--	--	--	--	--	--	--	--	--	--	--	--	--	--	--	--	--	--	--	--	--	--	--	--	--	--	--	--	--	--	--	--	--	--	--	--	--	--	--	--	--	--	--	--	--	--	--	--	--	--	--	--	--	--	--	--	--	--	--	--	--	--	--	--	--	--	--	--	--	--	--	--	--	--	--	--	--	--	--	--	--	--	--	--	--	--	--	--	--	--	--	--	--	--	--	--	--	--	--	--	--	--	--	--	--	--	--	--	--	--	--	--	--	--	--	--	--	--	--	--	--	--	--	--	--	--	--	--	--	--	--	--	--	--	--	--	--	--	--	--	--	--	--	--	--	--	--	--	--	--	--	--	--	--	--	--	--	--	--	--	--	--	--	--	--	--	--	--	--	--	--	--	--	--	--	--	--	--	--	--	--	--	--	--	--	--	--	--	--	--	--	--	--	--	--	--	--	--	--	--	--	--	--	--	--	--	--	--	--	--	--	--	--	--	--	--	--	--	--	--	--	--	--	--	--	--	--	--	--	--	--	--	--	--	--	--	--	--	--	--	--	--	--	--	--	--	--	--	--	--	--	--	--	--	--	--	--	--	--	----

#### FINAL TEAM STATISTICS

	VISITOR BROWNS	HOME BRONCOS
TOTAL FIRST DOWNS	14	22
By Rushing	3	6
By Passing	11	14
By Penalty	0	2
THIRD DOWN EFFICIENCY	3-13-23%	9-18-50%
FOURTH DOWN EFFICIENCY	0-1-0%	0-0-0%
TOTAL NET YARDS	256	497
Total Offensive Plays (inc. times thrown passing)	62	76
Average gain per offensive play	4.1	6.5
NET YARDS RUSHING	66	120
Total Rushing Plays	14	39
Average gain per rushing play	4.7	3.1
NET YARDS PASSING	190	377
Times thrown — yards lost attempting to pass	4-20	1-8
Gross yards passing	210	385
PASS ATTEMPTS-COMPLETIONS-HAD INTERCEPTED	44-19-3	36-20-3
Average gain per pass play (inc. # thrown passing)	4.0	10.2
KICKOFFS Number-In End Zone-Touchbacks	4-4-4	8-1-1
PUNTS Number and Average	8-42.3	5-46.4
Had Blocked	0	0
FGs — PATs Had Blocked	0-0	1-0
TOTAL RETURN YARDAGE (Not Including Kickoffs)	7	50
No. and Yards Punt Returns	1-7	4-36
No. and Yards Kickoff Returns	7-130	0-0
No. and Yards Interception Returns	0-0	3-14
PENALTIES Number and Yards	8-55	1-5
FUMBLES Number and Lost	3-0	2-2
TOUCHDOWNS	3	4
Rushing	1	1
Passing	2	3
Returns	0	0
EXTRA POINTS Made-Attempts	3-3	4-4
FIELD GOALS Made-Attempts	0-0	3-4
SAFETIES	0	0
FINAL SCORE	21	37
TIME OF POSSESSION	23:07	36:53



# 1989 AFC Divisional Playoff Game

## DENVER 24, PITTSBURGH 23

Sun., Jan. 7, 1990 • 2 p.m. MST • Mile High Stadium • Denver

**Weather:** Sunny, 55°, Wind W 6 mph • **Attendance:** 75,868 • **Time:** 2:57

The Denver Broncos advanced to their third AFC Championship Game in four years with a come-from-behind 24-23 victory over the Steelers before 75,868 in Mile High Stadium. Although Pittsburgh held the upper hand in total yards (404 to 364) and time of possession (34:14 to 25:46) Denver was able to mount a late fourth quarter drive and score the winning touchdown with just 2:27 remaining.

The Steelers took the opening kickoff return and drove 65 yards in 13 plays, scoring on a 32-yard Gary Anderson field goal. Late in the opening quarter Pittsburgh took possession at its own 7-yard line, but after a 45-yard run by Merrill Hoge and a 33-yard Bobby Brister to Tim Worley pass play, Pittsburgh was knocking on the door and scored three plays later on a 7-yard run by Hoge to put Pittsburgh up 10-0.

The Broncos took their first possession of the second quarter and drove 75 yards in 12 plays to score on a 1-yard plunge by running back Mel Bratton on third-and-goal. The Steelers roared back, traveling 77 yards in 12 plays to score on a 9-yard pass from Brister to wide receiver Louis Lipps. The Broncos got the ball back on their own 33 with 20 seconds left in the half. On first down, quarterback John Elway and wide receiver Mark Jackson combined for 26 yards, and then Elway fired a 15-yard pass to wide receiver Ricky Nattiel, putting Denver at the Pittsburgh 26 with 2 seconds left. David Treadwell kicked a 43-yard field goal to pull Denver within 17-10 at the half.

Early in the third quarter, Denver NT Greg Kragen forced a Tim Worley fumble and CB Tyrone Braxton recovered for the Broncos on the Steeler 37. On first down Elway hit wide receiver Vance Johnson for a touchdown, tying the score at 17. Pittsburgh's next two possessions ended in Anderson field goals and the Steelers held a 23-17 lead in the early stages of the fourth quarter. After an exchange of punts the Broncos took possession on their own 29 with 7:06 left in the game. After a first down penalty, making it first-and-19 from the 20, Elway hit Jackson for 18 yards. Elway then handed off to running back Bobby Humphrey, who pitched the ball back to Elway, and he threw a 36-yard strike to Johnson, giving Denver a first down on the Steeler 26. Humphrey ran on the next four plays, gaining 24 yards and taking the ball to the 2. On third-and-goal from the 1, Bratton scored again and Treadwell's extra point gave Denver its first lead of the game with 2:27 left. Pittsburgh got the ball on its own 20, but on third down Brister's signals were drowned out by the crowd and he mishandled the snap. Randy Robbins recovered for Denver on the Pittsburgh 18 and the Broncos were able to run out the clock.

### OFFICIALS

Referee — Gene Barth (14); Umpire — Dave Hamilton (42); Line Judge — Ron Blum (83); Side Judge — Gene Austin (34); Head Linesman — Ron Phares (10); Back Judge — Louis Richard (68); Field Judge — Bobby Skelton (73)

### STARTING LINEUPS

Pittsburgh Steelers					Denver Broncos				
Offense			Defense		Offense			Defense	
WR 87	W. Thompson	LE 93	K. Willis	WR 82	V. Johnson	LE 92	A. Carreker	LT 65	J. Jackson
LT 65	J. Jackson	NT 98	G. Williams	LT 80	G. Perry	NT 71	G. Kragen	LG 79	J. Reinstra
LG 79	J. Reinstra	RE 78	T. Johnson	LG 66	J. Juriga	RE 90	R. Holmes	C 63	D. Dawson
C 63	D. Dawson	LOLB 53	B. Hinkle	C 72	K. Kartz	LOLB 56	M. Brooks	RG 74	T. Long
RG 74	T. Long	LILB 50	D. Little	RG 67	D. Widell	LILB 51	M. Munford	RT 62	T. Ilkin
RT 62	T. Ilkin	RILB 54	H. Nickerson	RT 76	K. Lanier	RILB 77	K. Mecklenburg	TE 84	M. Mularkey
TE 84	M. Mularkey	ROLB 95	G. Lloyd	TE 89	O. Mobley	ROLB 73	S. Fletcher	WR 83	L. Lipps
WR 83	L. Lipps	LCB 49	D. Woodruff	WR 80	M. Jackson	LCB 34	T. Braxton	QB 6	B. Brister
QB 6	B. Brister	RCB 26	R. Woodson	QB 7	J. Elway	RCB 24	W. Henderson	FB 33	M. Hoge
FB 33	M. Hoge	SS 37	C. Lake	FB 32	M. Bratton	SS 49	D. Smith	RB 38	T. Worley
RB 38	T. Worley	FS 27	T. Everett	RB 26	B. Humphrey	FS 27	S. Atwater		

**DENVER SUBSTITUTIONS:** 2 M. Horan, 8 G. Kubiak, 9 D. Treadwell, 23 S. Winder, 25 K. Corrington, 29 D. Carrington, 30 S. Sewell, 35 K. Bell, 36 M. Haynes, 48 R. Robbins, 54 K. Bishop, 55 R. Dennison, 58 S. Curtis, 59 T. Lucas, 61 A. Townsend, 65 M. Smith, 68 B. Henke, 83 M. Young, 84 R. Nattiel, 87 P. Kelly, 88 C. Kay, 91 W. Powers, 97 B. Klosterman. **INACTIVE:** 40 J. Alexander, 57 M. Ruether.

FIELD GOALS (made (___) & missed)									
G. Anderson					(32) (35) (32)				
					D. Treadwell (43)				
					1	2	3	4	OT
VISITOR					3	14	3	3	23
HOME					0	10	7	7	—
					TOTAL				
					24				

Team	Qtr	Elapsed Time	SCORING PLAY	SCORE
			Visitor	Home
STEELERS	1	7:47	G. Anderson 32 yd. Field Goal (13-65, 7:47)	3 0
STEELERS	2	1:38	M. Hoge 7 yd. run (G. Anderson, kick) (5-93, 2:27)	10 0
BRONCOS	2	2:38	M. Bratton 1 yd. run (D. Treadwell, kick) (12-75, 7:00)	10 7
STEELERS	2	14:34	L. Lipps 9 yd. pass from B. Brister (G. Anderson, kick) (12-77, 5:56)	17 7
BRONCOS	2	15:00	D. Treadwell 43 yd. Field Goal (3-41, 0:26)	17 10
BRONCOS	3	1:58	V. Johnson 37 yd. pass from J. Elway (D. Treadwell, kick) (1-37, 0:07)	17 17
STEELERS	3	7:26	G. Anderson 35 yd. Field Goal (10-62, 5:28)	20 17
STEELERS	4	0:07	G. Anderson 32 yd. Field Goal (10-34, 5:54)	23 17
BRONCOS	4	12:33	M. Bratton 1 yd. run (D. Treadwell, kick) (9-71, 4:39)	23 24

### FINAL BRONCOS DEFENSIVE STATISTICS

(Based on unofficial press box totals)

Player	UT	A	TT	PD	FR	FF	S-Yds	I-Yds
M. Brooks	6	3	9	0	0	0	0-0	0-0
G. Kragen	6	3	9	0	0	1	0-0	0-0
S. Atwater	6	0	6	0	0	0	0-0	0-0
R. Holmes	5	0	5	0	0	0	0-0	0-0
D. Smith	4	1	5	0	0	0	0-0	0-0
K. Mecklenburg	4	0	4	0	0	0	0-0	0-0
T. Braxton	0	0	0	1	0	0	0-0	0-0
R. Dennison	2	1	3	0	0	0	0-0	0-0
W. Henderson	2	0	2	0	0	0	0-0	0-0
A. Carreker	2	0	2	0	0	0	0-0	0-0

Player	UT	A	TT	PD	FR	FF	S-Yds	I-Yds
M. Munford	1	1	2	0	0	0	0-0	0-0
R. Robbins	1	0	1	0	1	0	0-0	0-0
S. Fletcher	1	0	1	1	0	0	0-0	0-0
D. Carrington	0	0	0	0	0	0	0-0	0-0
K. Corrington	0	0	0	0	0	0	0-0	0-0
T. Lucas	0	0	0	0	0	0	0-0	0-0
B. Klosterman	0	0	0	0	0	0	0-0	0-0
W. Powers	0	0	0	0	0	0	0-0	0-0
<b>Team Totals</b>	<b>45</b>	<b>9</b>	<b>54</b>	<b>1</b>	<b>2</b>	<b>1</b>	<b>0-0</b>	<b>0-0</b>

### FINAL INDIVIDUAL STATISTICS

Pittsburgh Steelers							Denver Broncos								
RUSHING	ATT	YDS	AVG	LG	TD		RUSHING	ATT	YDS	AVG	LG	TD			
M. Hoge	16	120	7.5	45	1		B. Humphrey	18	85	4.7	17	0			
T. Worley	13	50	3.8	19	0		J. Elway	7	44	6.3	32	0			
B. Brister	2	4	2.0	4	0		S. Sewell	1	6	6.0	6	0			
L. Lipps	1	1	1.0	1	0		M. Bratton	4	3	0.8	1	2			
							S. Winder	1	0	0.0	0	0			
Total	32	175	5.5	45	1		Total	31	138	4.5	32	2			
PASSING	ATT	CMP	YDS	TKD/YD	TD	LG	IN	PASSING	ATT	CMP	YDS	TKD/YD	TD	LG	IN
B. Brister	29	19	229	0/0	1	33	0	J. Elway	20	12	239	1/13	1	51	1
Total	29	19	229	0/0	1	33	0	Total	20	12	239	1/13	1	51	1
RECEIVING			NO	YDS	LG	TD		RECEIVING			NO	YDS	LG	TD	
M. Hoge			8	60	19	0		M. Jackson			5	111	5	0	
L. Lipps			3	29	11	1		V. Johnson			3	85	37	1	
D. Stone			3	18	11	0		M. Young			2	22	12	0	
M. Mularkey			2	36	25	0		R. Nattiel			1	15	15	0	
T. Worley			1	33	33	0		B. Humphrey			1	6	6	0	
M. Stock			1	30	30	0									
W. Thompson			1	23	23	0									
Total			19	229	33	1		Total			12	239	51	1	
INTERCEPTIONS			NO	YDS	LG	TD		INTERCEPTIONS			NO	YDS	LG	TD	
T. Everett			1	26	26	0									
Total			1	26	26	0		Total			0	0	0	0	
PUNTING	NO	YDS	AVG	TB	IN20	LG		PUNTING	NO	YDS	AVG	TB	IN20	LG	
H. Newsome	2	86	43.0	0	0	50		M. Horan	3	133	44.3	1	2	55	
								J. Elway	1	17	17.0	0	1	17	
Total	2	86	43.0	0	0	50		Total	4	150	37.5	1	3	55	
PUNT RETURNS			NO	FC	YDS	LG	TD	PUNT RETURNS			NO	FC	YDS	LG	TD
R. Woodson			0	1	0	0	0	V. Johnson			1	1	6	6	0
Returns			0	1	0	0	0	Returns			1	1	6	6	0
KICKOFF RETURNS			NO	FC	YDS	LG	TD	KICKOFF RETURNS			NO	FC	YDS	LG	TD
R. Woodson			2		33	19	0	K. Bell			2		62	31	0
								D. Carrington			2		51	27	0
								M. Bratton			1		6	6	0
Returns			2		33	19	0	Returns			5		119	31	0
Pittsburgh Steelers	Own	Yds	TD	Opp. Rec.	Yds	TD	Out Bnds	Denver Broncos	Own	Yds	TD	Opp. Rec.	Yds	TD	Out Bnds
FUMBLES	Fum	Rec.	Yds	TD	FF	Rec.	Yds	FUMBLES	Fum	Rec.	Yds	TD	FF	Rec.	Yds
T. Worley	1	0	0	0	0	0	0	T. Braxton	0	0	0	0	0	1	5
B. Brister	1	0	-2	0	0	0	0	V. Johnson	1	1	0	0	0	0	0
								R. Robbins	0	0	0	0	0	1	0
Total	2	0	-2	0	0	0	0	Total	1	1	0	0	2	5	0

### FINAL TEAM STATISTICS

	VISITOR STEELERS	HOME BRONCOS
TOTAL FIRST DOWNS	19	19
By Rushing	7	8
By Passing	12	9
By Penalty	0	2
THIRD DOWN EFFICIENCY	9-15-60%	6-10-60%
FOURTH DOWN EFFICIENCY	0-0-0%	0-0-0%
TOTAL NET YARDS	404	364
Total Offensive Plays (inc. times thrown passing)	61	52
Average gain per offensive play	6.6	7.0
NET YARDS RUSHING	175	138
Total Rushing Plays	32	31
Average gain per rushing play	5.5	4.5
NET YARDS PASSING	229	226
Times thrown -- yards lost attempting to pass	0-0	1-13
Gross yards passing	229	239
PASS ATTEMPTS-COMPLETIONS-HAD INTERCEPTED	29-19-0	20-12-1
Average gain per pass play (inc. # thrown passing)	7.9	10.8
KICKOFFS Number-In End Zone-Touchbacks	6-1-1	4-2-2
PUNTS Number and Average	2-43.0	4-37.5
Had Blocked	0	0
FGs -- PATs Had Blocked	0-0	0-0
TOTAL RETURN YARDAGE (Not Including Kickoffs)	26	6
No. and Yards Punt Returns	0-0	1-6
No. and Yards Kickoff Returns	2-23	5-119
No. and Yards Interception Returns	1-26	0-0
PENALTIES Number and Yards	8-50	2-19
FUMBLES Number and Lost	2-2	1-0
TOUCHDOWNS	2	3
Rushing	1	2
Passing	1	1
Returns	0	0
EXTRA POINTS Made-Attempts	2-2	3-3
FIELD GOALS Made-Attempts	3-3	1-1
SAFETIES	0	0
FINAL SCORE	23	24
TIME OF POSSESSION	34:14	25:46

# SUPER BOWL XXII

## WASHINGTON 42, DENVER 10

Sun., Jan. 31, 1988 • 3:20 p.m. PST • Jack Murphy Stadium • San Diego, Calif.

**Weather:** Mostly Cloudy, 61°, Wind SW 5 mph • **Attendance:** 73,302 • **Time:** 3:40

The Washington Redskins scored 35 points in the second quarter to power their way to a 42-10 victory over the Broncos in Super Bowl XXII, played at San Diego Jack Murphy Stadium.

Super Bowl MVP Doug Williams of Washington completed 18 of 29 passes for 340 yards and four touchdowns, while rusher Timmy Smith gained 204 yards on 22 carries, scoring twice, and wide receiver Ricky Sanders caught 9 passes for 193 yards and two touchdowns.

Overall, the Redskins gained 602 yards of total offense to Denver's 327. The Broncos took the early lead on their first play from scrimmage, a 56-yard bomb from John Elway to Ricky Nattiel, coming with 1:57 gone in the game. Denver's next possession stalled at the Redskins' 7-yard line, as Rich Karlis put the Broncos up 10-0 with a 24-yard field goal.

In the second quarter, however, Denver's dreams of a World Championship were blown apart by the Redskins. On Washington's first play of the quarter, Williams and Sanders combined for an 80-yard touchdown to bring the score to 10-7. The Redskins took the lead for good on the fifth play of their next possession when Williams hit Gary Clark for 27 yards and a score.

Denver got as far as the Washington 26 on its next drive, but Karlis' 43-yards field goal attempt sailed wide left. Two plays later Timmy Smith scored on a 58-yard run to increase the Washington lead to 21-10. The Redskins' next possession ended with a 50-yard Williams-to-Sanders TD pass, and minutes later, Williams and Clint Didier combined for a 7-yard touchdown pass to give the Washington Redskins a 35-10 lead at halftime.

The Broncos could move only as far as the Redskins' 48-yard line in the second half, while Washington closed out the scoring late in the game on a 4-yard run by Smith.

### OFFICIALS

**Referee** — Bob McElwee (95); **Umpire** — Al Conway (27); **Line Judge** — Jack Fette (39); **Side Judge** — Don Wedge (28); **Head Linesman** — Dale Hamer (104); **Back Judge** — Al Jury (106); **Field Judge** — Johnny Grier (23)

### STARTING LINEUPS

Washington Redskins					Denver Broncos				
Offense			Defense		Offense			Defense	
WR 87	G. Clark	LE 71	C. Mann	WR 80	M. Jackson	LE 61	A. Townsend	NT 71	G. Kragen
LT 66	J. Jacoby	RT 65	D. Butz	LT 70	D. Studdard	NT 71	G. Kragen	RE 75	R. Jones
LG 63	R. McKenzie	LT 77	D. Grant	LG 54	K. Bishop	RE 75	R. Jones	LOLB 73	S. Fletcher
C 53	J. Bostic	RE 72	D. Manley	C 62	M. Freeman	LILB 77	K. Mecklenburg	RILB 98	R. Hunley
RG 69	R. C. Theilemann	LLB 55	M. Kaufman	RG 79	S. Humphries	ROLB 50	J. Ryan	ROLB 50	J. Ryan
RT 73	M. May	MLB 52	N. Olkewicz	RT 76	K. Lanier	RILB 98	R. Hunley	ROLB 50	J. Ryan
TE 86	C. Didier	RLB 51	M. Coleman	TE 88	C. Kay	ROLB 50	J. Ryan	ROLB 50	J. Ryan
TE 85	D. Warren	LCB 28	D. Green	QB 7	J. Elway	LCB 36	M. Haynes	LCB 36	M. Haynes
QB 17	D. Williams	RCB 23	T. Bowles	RB 23	S. Winder	RCB 45	S. Wilson	RCB 45	S. Wilson
RB 38	T. Smith	SS 45	B. Wilburn	RB 33	G. Lang	SS 31	D. Smith	SS 31	D. Smith
WR 83	R. Sanders	FS 40	A. Walton	WR 84	R. Nattiel	FS 22	T. Lilly	FS 22	T. Lilly

**DENVER SUBSTITUTIONS:** 2 M. Horan, 3 R. Karlis, 8 G. Kubiak, 24 T. Boddie, 27 K. Clark, 28 J. Castille, 30 S. Sewell, 34 T. Braxton, 35 K. Bell, 38 B. Plummer, 46 B. Micho, 48 R. Robbins, 55 R. Dennison, 56 M. Lucas, 65 W. Bowyer, 72 K. Kartz, 81 S. Watson, 82 V. Johnson, 89 O. Mobley, 90 F. Gilbert, 97 B. Klosterman. **DID NOT PLAY:** 68 L. Lee.

### FIELD GOALS (made ( ) & missed)

A. Haji-Sheikh	46 hit upright	R. Karlis	(24)	43WL			
VISITOR	Washington Redskins	1	2	3	4	OT	TOTAL
HOME	Denver Broncos	0	35	0	7	—	42
		10	0	0	0	—	10

Team	Qtr	Elapsed Time	SCORING PLAY	SCORE	
				Visitor	Home
BRONCOS	1	1:57	R. Nattiel 56 yd. pass from J. Elway (R. Karlis, kick) (1-56, 0:08)	0	7
BRONCOS	1	5:51	R. Karlis 24 yd. Field Goal (7-61, 2:05)	0	10
REDSKINS	2	0:53	R. Sanders 80 yd. pass from D. Williams (A. Haji-Sheikh, kick) (1-80, 0:10)	7	10
REDSKINS	2	4:45	G. Clark 27 yd. pass from D. Williams (A. Haji-Sheikh, kick) (5-64, 2:44)	14	10
REDSKINS	2	8:33	T. Smith 58 yd. run (A. Haji-Sheikh, kick) (2-74, 0:51)	21	10
REDSKINS	2	11:18	R. Sanders 50 yd. pass from D. Williams (A. Haji-Sheikh, kick) (3-60, 0:52)	28	10
REDSKINS	2	13:56	C. Didier 8 yd. pass from D. Williams (A. Haji-Sheikh, kick) (7-79, 1:10)	35	10
REDSKINS	4	1:51	T. Smith 4 yd. run (A. Haji-Sheikh, kick) (4-68, 2:03)	42	10

### FINAL BRONCOS DEFENSIVE STATISTICS

(Based on unofficial press box totals)

Player	UT	A	TT	PD	FR	FF	S-Yds	I-Yds	Player	UT	A	TT	PD	FR	FF	S-Yds	I-Yds
D. Smith	7	2	9	0	0	0	0-0	0-0	J. Ryan	3	0	3	0	0	0	0-0	0-0
K. Mecklenburg	7	0	7	0	0	0	1-8	0-0	A. Townsend	3	0	3	1	0	0	0-0	0-0
S. Fletcher	6	0	6	0	0	0	0-0	0-0	G. Kragen	2	0	2	0	0	0	0-0	0-0
F. Gilbert	4	1	5	0	0	0	0-0	0-0	J. Castille	1	0	1	0	0	0	0-0	1-0
R. Jones	4	0	4	0	0	0	1-10	0-0	R. Dennison	1	0	1	0	0	0	0-0	0-0
T. Lilly	4	0	4	0	0	0	0-0	0-0	R. Hunley	1	0	1	0	0	0	0-0	0-0
S. Wilson	4	0	4	0	0	0	0-0	0-0	R. Robbins	1	0	1	0	0	0	0-0	0-0
M. Haynes	3	0	3	0	0	0	0-0	0-0	<b>Team Totals</b>	<b>45</b>	<b>9</b>	<b>54</b>	<b>1</b>	<b>2</b>	<b>1</b>	<b>0-0</b>	<b>0-0</b>

### FINAL INDIVIDUAL STATISTICS

Washington Redskins								Denver Broncos							
RUSHING	ATT	YDS	AVG	LG	TD			RUSHING	ATT	YDS	AVG	LG	TD		
T. Smith	22	204	9.3	58t	2			G. Lang	5	38	7.6	13	0		
K. Bryant	8	38	4.8	15	0			J. Elway	3	32	10.7	21	0		
G. Clark	1	25	25.0	25	0			S. Winder	8	30	3.8	13	0		
G. Rogers	5	17	3.4	5	0			S. Sewell	1	-3	-3.0	0	0		
K. Griffin	1	2	2.0	2	0										
D. Williams	2	-2	-1.0	0	0										
R. Sanders	1	-4	-4.0	-4	0										
<b>Total</b>	<b>40</b>	<b>280</b>	<b>7.0</b>	<b>58t</b>	<b>2</b>			<b>Total</b>	<b>17</b>	<b>97</b>	<b>5.7</b>	<b>21</b>	<b>0</b>		
PASSING	ATT	CMP	YDS	TKD/YD	TD	LG	IN	PASSING	ATT	CMP	YDS	TKD/YD	TD	LG	IN
D. Williams	29	18	340	1/10	4	80t	1	J. Elway	38	14	257	5/50	1	56t	3
J. Schroeder	1	0	0	1/8	0	0	0	S. Sewell	1	1	23	0/0	0	23	0
<b>Total</b>	<b>30</b>	<b>18</b>	<b>340</b>	<b>2/18</b>	<b>4</b>	<b>80t</b>	<b>1</b>	<b>Total</b>	<b>39</b>	<b>115</b>	<b>280</b>	<b>5/50</b>	<b>1</b>	<b>56t</b>	<b>3</b>
RECEIVING				NO	YDS	LG	TD	RECEIVING				NO	YDS	LG	TD
R. Sanders				9	193	80t	2	M. Jackson				4	76	32	0
G. Clark				3	55	27t	1	S. Sewell				4	41	18	0
D. Warren				2	15	9	0	R. Nattiel				2	69	56t	1
A. Monk				1	40	40	0	C. Kay				2	38	27	0
K. Bryant				1	20	20	0	S. Winder				1	26	26	0
T. Smith				1	9	9	0	J. Elway				1	23	23	0
C. Didier				1	8	8t	1	G. Lang				1	7	7	0
<b>Total</b>	<b>18</b>	<b>340</b>	<b>80t</b>	<b>4</b>				<b>Total</b>	<b>15</b>	<b>280</b>	<b>56t</b>	<b>1</b>			
INTERCEPTIONS				NO	YDS	LG	TD	INTERCEPTIONS				NO	YDS	LG	TD
B. Wilburn				2	11	11	0	J. Castille				1	0	0	0
B. Davis				1	0	0	0								
<b>Total</b>	<b>3</b>	<b>11</b>	<b>11</b>	<b>0</b>				<b>Total</b>	<b>1</b>	<b>0</b>	<b>0</b>	<b>0</b>			
PUNTING	NO	YDS	AVG	TB	IN20	LG		PUNTING	NO	YDS	AVG	TB	IN20	LG	
S. Cox	4	150	37.5	0	0	42		M. Horan	7	253	36.1	1	1	43	
<b>Total</b>	<b>4</b>	<b>150</b>	<b>37.5</b>	<b>0</b>	<b>0</b>	<b>42</b>		<b>Total</b>	<b>7</b>	<b>253</b>	<b>36.1</b>	<b>1</b>	<b>1</b>	<b>43</b>	
PUNT RETURNS	NO	FC	YDS	LG	TD			PUNT RETURNS	NO	FC	YDS	LG	TD		
D. Green	1	1	0	0	0			K. Clark	2	0	18	9	0		
D. Yarber	0	1	0	0	0										
<b>Returns</b>	<b>1</b>	<b>0</b>	<b>0</b>	<b>0</b>	<b>0</b>			<b>Returns</b>	<b>2</b>	<b>18</b>	<b>9</b>	<b>0</b>			
KICKOFF RETURNS	NO	FC	YDS	LG	TD			KICKOFF RETURNS	NO	FC	YDS	LG	TD		
R. Sanders	3		46	16	0			K. Bell	5		88	21	0		
<b>Returns</b>	<b>3</b>	<b>46</b>	<b>16</b>	<b>0</b>				<b>Returns</b>	<b>5</b>	<b>88</b>	<b>21</b>	<b>0</b>			

Wash. Redskins	Own				Opp.				Out	Denver Broncos				Own				Opp.				Out
FUMBLES	Fum	Rec.	Yds	TD	FF	Rec.	Yds	TD	Bnds	FUMBLES	Fum	Rec.	Yds	TD	FF	Rec.	Yds	TD	Bnds			
R. Caldwell	0	1	0	0	0	0	0	0	0													
R. Sanders	1	0	0	0	0	0	0	0	0													
Total	1	1	0	0	0	0	0	0	0	Total	0	0	0	0	0	0	0	0	0			

### FINAL TEAM STATISTICS

	VISITOR REDSKINS	HOME BRONCOS
TOTAL FIRST DOWNS	25	18
By Rushing	13	6
By Passing	11	10
By Penalty	1	2
THIRD DOWN EFFICIENCY	9-15-60%	2-12-16%
FOURTH DOWN EFFICIENCY	0-0-0%	0-0-0%
TOTAL NET YARDS	602	327
Total Offensive Plays (inc. times thrown passing)	72	61
Average gain per offensive play	8.4	5.4
NET YARDS RUSHING	280	97
Total Rushing Plays	40	17
Average gain per rushing play	7.0	5.7
NET YARDS PASSING	322	230
Times thrown — yards lost attempting to pass	2-18	5-50
Gross yards passing	340	280
PASS ATTEMPTS-COMPLETIONS-HAD INTERCEPTED	30-18-1	39-15-3
Average gain per pass play (inc. # thrown passing)	10.1	5.2
PUNTS Number and Average	4-37.5	7-36.1
Had Blocked	0	0
FGs — PATs Had Blocked	0-0	0-0
TOTAL RETURN YARDAGE (Not Including Kickoffs)	11	18
No. and Yards Punt Returns	1-0	2-18
No. and Yards Kickoff Returns	3-46	5-88
No. and Yards Interception Returns	3-11	1-0
PENALTIES Number and Yards	6-65	5-26
FUMBLES Number and Lost	1-0	0-0
TOUCHDOWNS	6	1
Rushing	2	0
Passing	4	1
Returns	0	0
EXTRA POINTS Made-Attempts	6-6	1-1
FIELD GOALS Made-Attempts	0-1	1-2
SAFETIES	0	0
FINAL SCORE	42	10
TIME OF POSSESSION	35:15	24:45

1987 AFC CHAMPIONSHIP GAME
DENVER 38, CLEVELAND 33
Sun., Jan. 17, 1988 • 2 p.m. MST • Mile High Stadium • Denver

**Weather:** Mostly Sunny, 44°, Wind NE 8 mph • **Attendance:** 75,993 • **Time:** 3:37

Denver's Jeremiah Castille recovered a Cleveland fumble on the Denver 3-yard line with just over a minute left in the game, halting a desperate drive by the Browns and preserving a victory for Denver. With the win, Denver became the first AFC Champion since the Pittsburgh Steelers in 1978-79 to win the conference in consecutive seasons.

The Broncos were presented with the game's first scoring opportunity when Freddie Gilbert caught a deflected Bernie Kosar pass on the contest's third play. Denver took 4 plays to go 18 yards, scoring on an 8-yard pass from John Elway to Ricky Nattiel. The Browns' next drive reached the Broncos 45 before Kevin Mack fumbled, and it was recovered by Steve Wilson on the Denver 40. Two plays later Gene Lang took off on a 42-yard run that would stand for nine years as the longest in postseason history for Denver, taking the ball to the Cleveland 11. Six plays later, on third-and-goal from the 3, Elway's threw incomplete into the end zone, but Cleveland was penalized for holding, giving the Broncos new life at the Browns' 1. Steve Sewell scored on first down to give Denver a 14-0 lead with 11 minutes gone in the first quarter.

The Browns took thirteen plays to move 64-yards for their first points of the game, scoring on a 24-yard Matt Bahr field goal. Elway responded by moving the Broncos 80 yards in 11 plays, capped by a 1-yard Gene Lang touchdown run to up Denver's lead to 21-3. Both teams missed field goals in the latter part of the first half, and the Broncos took their 18-point lead into the dressing room at halftime.

After Elway was intercepted by Felix Wright four plays into the second half, Cleveland needed just three plays to go 35 yards and score on an 18-yard pass from Bernie Kosar to Reggie Langhorne. The Broncos answered four plays into their next drive, when on third-and-10 from the Denver 20, Elway scrambled right and threw to Mark Jackson, who caught the ball at the Bronco 25, evaded two tackles and sprinted for a touchdown to complete an 80-yard scoring play and give the Broncos a 28-10 lead. Kosar and the Browns roared right back, moving 80 yards in 5 plays to score on a 32-yard Kosar-to-Earnest Byner pass.

After a Bronco punt, Cleveland engineered another scoring drive, going 42 yards in 4 plays and scoring on a 4-yard run by Byner to narrow the Bronco lead to 28-24. Just before the end of the third period, Rich Karlis capped off a Denver possession with a 38-yard field goal. The Browns, however, moved 86 yards in 9 plays to tie the score at 31-31 on a 4-yard pass from Kosar to Webster Slaughter. After an exchange of punts, Denver began a drive at their own 25 with 5:14 left in the game. A pair of 26-yard pass plays to Ricky Nattiel put Denver at the Cleveland 20, setting up a 23-yard Elway-Sammy Winder pass play for a touchdown to put the Broncos up 38-31 with just over 4 minutes left. Kosar and the Browns advanced to the Denver 8-yard line with 1:12 remaining, when Byner ran to the 3, but had the ball stripped by Castille, who recovered for the Broncos. Denver was forced into a fourth down situation with 13 seconds left, and punter Mike Horan carried the ball out of the back of the end zone for a safety, making the score 38-33 in Denver's favor. After the ensuing free kick, Cleveland attempted one pass before time ran out.

### OFFICIALS

**Referee** — Jim Tunney (32); **Umpire** — Ben Montgomery (117); **Line Judge** — Ron Blum (83); **Side Judge** — Bill Quinby (58); **Head Linesman** — Sid Semon (109); **Back Judge** — Roy Clymer (24); **Field Judge** — Dick Dolack (31)

### STARTING LINEUPS

Cleveland Browns					Denver Broncos				
Offense			Defense		Offense			Defense	
WR 88	R. Langhorne	LE 91	S. Clancy	WR 84	R. Nattiel	LE 61	A. Townsend		
LT 74	P. Farran	NT 72	D. Puzzouli	LT 70	D. Studdard	NT 71	G. Kragen		
LG 73	G. Rakoczy	RE 78	C. Hairston	LG 54	K. Bishop	RE 75	R. Jones		
C 61	M. Baab	LOLB 50	L. Sanford	C 62	M. Freeman	LOLB 73	S. Fletcher		
RG 69	D. Fike	LILB 51	E. Johnson	RG 79	S. Humphries	LILB 77	K. Mecklenburg		
RT 63	C. Risien	RILB 59	M. Johnson	RT 76	K. Lanier	RILB 98	R. Hunley		
TE 82	O. Newsome	ROLB 57	C. Matthews	TE 88	C. Kay	ROLB 50	J. Ryan		
WR 84	W. Slaughter	LCB 31	F. Minnifield	WR 80	M. Jackson	LCB 38	M. Haynes		
QB 19	B. Kosar	RCB 29	H. Dixon	QB 7	J. Elway	FS 22	T. Lilly		
RB 81	D. Tennell	SS 24	R. Ellis	HB 23	S. Winder	SS 49	D. Smith		
FB 34	K. Mack	FS 22	F. Wright	FB 33	G. Lang	RCB 45	S. Wilson		

**DENVER SUBSTITUTIONS:** 2 M. Horan, 3 R. Karlis, 8 G. Kubiak, 24 T. Boddie, 27 K. Clark, 28 J. Castille, 30 S. Sewell, 34 T. Braxton, 35 K. Bell, 38 B. Plummer, 46 B. Micho, 55 R. Dennison, 56 M. Brooks, 59 T. Lucas, 65 W. Bowyer, 72 K. Kartz, 81 S. Watson, 86 M. Andrews, 89 O. Mobley, 90 F. Gilbert, 95 S. Bryan, 97 B. Klosterman. **DID NOT PLAY:** 68 L. Lee.

FIELD GOALS (made (___) & missed)									
M. Bahr		(24)	45WR	R. Karlis		50WL	(38)		
		<b>1</b>	<b>2</b>	<b>3</b>	<b>4</b>	<b>OT</b>	<b>TOTAL</b>		
VISITOR	Cleveland Browns	0	3	21	9	—	33		
HOME	Denver Broncos	14	7	10	7	—	38		

			SCORE					
Team	Qtr	Elapsed Time	Visitor	Home				
BRONCOS	1	3:38	R. Nattiel 8 yd. pass from J. Elway (R. Karlis, kick) (4-18, 2:05)	0	7			
BRONCOS	1	11:06	S. Sewell 1 yd. run (R. Karlis, kick) (8-60, 3:47)	0	14			
BROWNS	2	1:41	M. Bahr 24 y d. Field Goal (13-64, 5:35)	3	14			
BRONCOS	2	6:59	G. Lang 1 yd. run (R. Karlis, kick) (11-80, 5:18)	3	21			
BROWNS	3	3:44	R. Langhorne 18 yd. pass from B. Kosar (M. Bahr, kick) (3-35, 1:30)	10	21			
BRONCOS	3	5:03	M. Jackson 80 yd. pass from J. Elway (R. Karlis, kick) (3-80, 1:19)	10	28			
BROWNS	3	8:10	E. Byner 32 yd. pass from B. Kosar (M. Bahr, kick) (5-80, 3:07)	17	28			
BROWNS	3	11:15	E. Byner 4 yd. run (M. Bahr, kick) (4-42, 1:58)	24	28			
BRONCOS	3	14:50	R. Karlis 38 yd. Field Goal (9-59, 3:35)	24	31			
BROWNS	4	4:12	W. Slaughter 4 yd. pass from B. Kosar (M. Bahr, kick) (9-86, 4:22)	31	31			
BRONCOS	4	10:59	S. Winder 20 yd. pass from J. Elway (R. Karlis, kick) (5-75, 1:13)	31	38			
BROWNS	4	14:52	Safety—M. Horan runs out of end zone (Minnifield)	33	38			

### BRONCOS DEFENSIVE LEADERS

*(Based on unofficial press box totals)*

Player	UT	A	TT	PD	FR	FF	S-Yds	I-Yds	Player	UT	A	TT	PD	FR	FF	S-Yds	I-Yds
T. Lilly	10	1	11	1	0	1	0-0	0-0	M. Haynes	4	0	4	2	0	0	0-0	0-0
J. Ryan	4	4	8	0	0	0	0-0	0-0	K. Mecklenburg	3	1	4	0	0	0	0-0	0-0
R. Hunley	5	1	6	0	0	0	0-0	0-0	T. Boddie	3	0	3	0	0	0	0-0	0-0
S. Fletcher	5	0	5	1	0	0	1-9	0-0	R. Dennison	3	0	3	0	0	0	0-0	0-0
A. Townsend	3	2	5	1	0	0	0-0	0-0	<b>Team Totals</b>	<b>54</b>	<b>11</b>	<b>65</b>	<b>6</b>	<b>2</b>	<b>2</b>	<b>2-20</b>	<b>1-0</b>

### FINAL INDIVIDUAL STATISTICS

Cleveland Browns										Denver Broncos									
RUSHING	ATT	YDS	AVG	LG	TD					RUSHING	ATT	YDS	AVG	LG	TD				
E. Byner	15	67	4.5	16	1					S. Winder	20	72	3.6	10	0				
K. Mack	12	61	5.1	14	0					G. Lang	5	51	10.2	42	1				
										J. Elway	11	36	3.3	11	0				
										T. Boddie	1	8	8.0	8	0				
										S. Sewell	1	1	1.0	11	1				
										M. Horan	1	-12	-12.0	-12	0				
Total	27	128	4.7	16	1					Total	39	156	4.0	42	2				
										TKD/									
PASSING	ATT	CMP	YDS	YD	TD	LG	IN			PASSING	ATT	CMP	YDS	YD	TD	LG	IN		
B. Kosar	41	26	356	2/20	3	53	1			J. Elway	26	14	281	2/25	3	80t	1		
Total	41	26	356	2/20	3	53	1			Total	26	14	281	2/25	3	80t	1		
RECEIVING			NO	YDS	LG	TD			RECEIVING			NO	YDS	LG	TD				
E. Byner			7	120	53	1			R. Nattiel			5	95	26	1				
W. Slaughter			4	53	24	1			M. Jackson			4	134	80t	1				
B. Brennan			4	48	19	0			S. Winder			3	34	20t	1				
K. Mack			4	28	9	0			S. Sewell			1	10	10	0				
O. Newsome			3	35	25	0			O. Mobley			1	8	8	0				
R. Langhorne			2	48	30	1													
C. Weathers			1	19	19	0													
D. Tennell			1	5	5	0													
Total			26	356	53	3			Total			14	281	80t	3				
INTERCEPTIONS			NO	YDS	LG	TD			INTERCEPTIONS			NO	YDS	LG	TD				
F. Wright			1	13	13	0			F. Gilbert			1	0	0	0				
Total			1	13	13	0			Total			1	0	0	0				
PUNTING	NO	YDS	AVG	TB	IN20	LG			PUNTING	NO	YDS	AVG	TB	IN20	LG				
L. Johnson	2	96	48.0	0	0	59			M. Horan	2	83	41.5	0	0	44				
									J. Elway	1	18	18.0	0	0	18				
Total	2	96	48.0	0	0	59			Total	3	101	33.7	0	0	44				
PUNT RETURNS			NO	FC	YDS	LG	TD			PUNT RETURNS			NO	FC	YDS	LG	TD		
G. McNeil			2	0	24	17	0			K. Clark			2	0	13	10	0		
Returns			2	0	24	17	0			Returns			2	0	13	10	0		
KICKOFF RETURNS			NO	FC	YDS	LG	TD			KICKOFF RETURNS			NO	FC	YDS	LG	TD		
G. McNeil			5	0	94	28	0			K. Bell			3	43	23	0	0		
Returns			5	0	94	28	0			Returns			3	43	23	0	0		
Cleveland Browns	Own	Opp.	Out	Cleveland Browns	Own	Opp.	Out	Denver Broncos	Own	Opp.	Out	Denver Broncos	Own	Opp.	Out				
FUMBLES	Fum	Rec.	Yds	TD	FF	Rec.	Yds	TD	Bnds	Fum	Rec.	Yds	TD	FF	Rec.	Yds	TD	Bnds	
K. Mack	1	0	0	0	0	0	0	0	0	S. Wilson	0	0	0	0	1	0	0	0	
B. Brennan	1	0	0	0	0	0	0	0	0	J. Elway	1	1	-2	0	0	0	0	0	
E. Byner	1	0	0	0	0	0	0	0	0	R. Robbins	0	0	0	0	1	0	0	0	
									K. Bell	1	0	0	0	0	0	0	0	1	
									J. Castille	0	0	0	0	0	1	0	0	0	
Total	3	1	0	0	0	0	0	0	0	Total	2	1	-2	0	0	3	0	0	

### FINAL TEAM STATISTICS

	VISITOR BROWNS	HOME BRONCOS
TOTAL FIRST DOWNS	25	24
By Rushing	8	10
By Passing	15	11
By Penalty	2	3
THIRD DOWN EFFICIENCY	8-14-57%	7-14-50%
FOURTH DOWN EFFICIENCY	1-1-100%	0-1-0%
TOTAL NET YARDS	464	412
Total Offensive Plays (inc. times thrown passing)	70	67
Average gain per offensive play	6.6	6.1
NET YARDS RUSHING	128	156
Total Rushing Plays	27	39
Average gain per rushing play	4.7	4.0
NET YARDS PASSING	336	256
Times thrown — yards lost attempting to pass	2-20	2-25
Gross yards passing	356	256
PASS ATTEMPTS-COMPLETIONS-HAD INTERCEPTED	41-26-1	26-14-1
Average gain per pass play (inc. # thrown passing)	7.8	9.1
PUNTS Number and Average	2-48.0	8-33.7
Had Blocked	0	0
FGs — PATs Had Blocked	0-0	0-0
TOTAL RETURN YARDAGE (Not Including Kickoffs)	37	13
No. and Yards Punt Returns	2-24	2-13
No. and Yards Kickoff Returns	5-94	3-43
No. and Yards Interception Returns	1-13	1-0
PENALTIES Number and Yards	7-59	7-44
FUMBLES Number and Lost	3-3	2-1
TOUCHDOWNS	4	5
Rushing	1	2
Passing	3	3
EXTRA POINTS Made-Attempts	4-4	5-5
FIELD GOALS Made-Attempts	1-2	1-2
SAFETIES	0	1
FINAL SCORE	33	38
TIME OF POSSESSION	31:37	28:23



# 1987 AFC DIVISIONAL PLAYOFF GAME

DENVER 34, HOUSTON 10

Sun., Jan. 10, 1988 • 2 p.m. MST • Mile High Stadium • Denver

**Weather:** Mostly Sunny, 45°, Wind E 6 mph • **Attendance:** 75,968 • **Time:** 3:07

The Denver Broncos advanced to the AFC Championship game after beating the Oilers 34-10, the largest margin of victory ever for the Broncos in postseason play. The Broncos were led on defense by Mark Haynes and Karl Mecklenburg, who both picked up key interceptions, and on offense by quarterback John Elway (14 of 25, 259 yards, two TDs) and receivers Vance Johnson (4 catches for 105 yards) and Clarence Kay (3 catches for 57 yards and two TDs).

Punter Mike Horan put the Oilers in a hole after the Broncos' first drive stalled, sending a punt to the Houston 5-yard line, where two plays later, a lateral pass from Warren Moon to Mike Rozier was fumbled, and Steve Wilson recovered for Denver on the 1. Gene Lang scored two plays later to give the Broncos an early 7-0 lead. Houston's next drive reached the Bronco 20-yard line before Mecklenburg intercepted a pass and returned it to the Denver 28. Elway hit Kay for 29 yards on the next play to move into Houston territory, and five plays later the same connection was made for a 27-yard touchdown pass, giving the Broncos a 14-0 lead.

Both teams added field goals on their first drive of the second quarter to make the score 17-3 in Denver's favor. On the fourth Denver play after Houston's field goal, Elway threw a 55-yard bomb to Johnson to move the ball to the Oiler 11. Five plays later Elway hit Kay, again for a touchdown on a 1-yard pass to up the lead to 24-3 with less than 2 minutes left in the half.

Denver's first possession of the second half resulted in a Rich Karlis field goal. Houston then took 10 plays to reach the Denver 7, but Mark Haynes picked off a Moon pass in the end zone and returned it 57 yards, a Broncos play-off record. Houston's next drive reached the Broncos 11 but a pass on fourth down fell incomplete. The Oilers got the ball back three plays later when Patrick Allen intercepted an Elway pass, and that led to a 19-yard touchdown pass from Moon to Ernest Givins, cutting Denver's lead to 27-10. The Broncos' Kevin Clark recovered the onside kick that followed, and Denver moved 52 yards in 7 plays to score the final points of the game on a 3-yard run by Elway.

## OFFICIALS

**Referee** — Jerry Markbreit (9); **Umpire** — Ed Fiffick (57); **Line Judge** — Ray Dodez (74); **Side Judge** — Larry Nemmers (20); **Head Linesman** — Ed Marion (26); **Back Judge** — Al Jury (106); **Field Judge** — Ron Spittler (119)

## STARTING LINEUPS

Houston Oilers						Denver Broncos					
Offense			Defense			Offense			Defense		
WR 85	D. Hill	LE 79	R. Childress	WR 82	V. Johnson	LE 61	A. Townsend	LT 77	B. Davis	NT 71	G. Kragen
LT 77	B. Davis	NT 99	D. Smith	LG 54	K. Bishop	RE 75	R. Jones	C 52	J. Pennison	LLB 73	S. Fletcher
LG 63	M. Munchak	RE 71	R. Byrd	RG 79	S. Humphries	LILB 77	K. Mecklenburg	RT 70	D. Steinkuhler	RILB 98	R. Hunley
C 52	J. Pennison	LLB 69	R. Lyles	TE 87	C. Kay	ROLB 50	J. Ryan	TE 87	J. Williams	LCB 24	S. Brown
RG 74	B. Matthews	LILB 59	J. Grimsley	WR 81	E. Givins	FS 22	T. Lilly	QB 1	W. Moon	RCB 29	P. Allen
RT 70	D. Steinkuhler	RILB 54	A. Smith	RB 30	M. Rozier	SS 31	M. Harden	FB 32	A. Highsmith	FS 31	J. Donaldson
TE 87	J. Williams	RLB 91	J. Meads	QB 7	J. Elway	SS 31	M. Harden				
WR 81	E. Givins	LCB 24	S. Brown	RB 30	M. Rozier	SS 31	M. Harden				
QB 1	W. Moon	RCB 29	P. Allen	FB 32	A. Highsmith	FS 31	M. Harden				
RB 30	M. Rozier	SS 25	K. Bostic								
FB 32	A. Highsmith	FS 31	J. Donaldson								

**DENVER SUBSTITUTIONS:** 2 M. Horan, 3 R. Karlis, 8 G. Kubiak, 23 S. Winder, 24 T. Boddie, 27 K. Clark, 28 J. Castille, 33 G. Lang, 34 T. Braxton, 35 K. Bell, 38 B. Plummer, 46 B. Micho, 55 R. Dennison, 56 M. Brooks, 59 T. Lucas, 65 W. Bowyer, 68 L. Lee, 72 K. Kartz, 81 S. Watson, 84 R. Nattiel, 86 M. Andrews, 90 F. Gilbert, 97 B. Klosterman. **DID NOT PLAY:** None.

FIELD GOALS (made (___) & missed)													
T. Zendejas		(46)		R. Karlis								(43)	(23)
VISITOR	Houston Oilers			1	2	3	4	OT	TOTAL				
HOME	Denver Broncos			0	3	0	7	—	10				
				14	10	3	7	—	34				
Team	Qtr	Elapsed Time	SCORING PLAY					SCORE					
BRONCOS	1	6:19	G. Lang 1 yd. run (R. Karlis, kick) (2-1, 0:39)					0	7				
BRONCOS	1	13:34	C. Kay 27 yd. pass from J. Elway (R. Karlis, kick) (6-72, 2:55)					0	14				
BRONCOS	2	3:20	R. Karlis 43 yd. Field Goal (7-14, 3:09)					0	17				
OILERS	2	9:03	T. Zendejas 46 yd. Field Goal (12-54, 5:43)					3	17				
BRONCOS	2	13:08	C. Kay 1 yd. pass from J. Elway (R. Karlis, kick) (9-80, 4:05)					3	24				
BRONCOS	3	2:29	R. Karlis 23 yd. Field Goal (5-51, 1:25)					3	27				
OILERS	4	6:38	E. Givins 19 yd. pass from W. Moon (T. Zendejas, kick) (3-48, 1:14)					10	27				
BRONCOS	4	10:33	J. Elway 3 yd. run (R. Karlis, kick) (7-52, 3:55)					10	34				

## FINAL BRONCOS DEFENSIVE STATISTICS

(Based on unofficial press box totals)

Player	UT	A	TT	PD	FR	FF	S-Yds	I-Yds	Player	UT	A	TT	PD	FR	FF	S-Yds	I-Yds
R. Dennison	6	2	8	0	0	0	0-0	0-0	W. Bowyer	2	1	3	0	0	0	0-0	0-0
M. Haynes	6	0	6	2	0	0	0-0	1-57	M. Brooks	2	1	3	0	0	0	0-0	0-0
T. Lilly	5	1	6	0	0	0	0-0	0-0	K. Clark	2	0	2	0	0	0	0-0	0-0
S. Wilson	5	1	6	1	1	0	0-0	0-0	F. Gilbert	2	0	2	0	0	0	0-0	0-0
R. Jones	3	2	5	0	0	0	0-0	0-0	B. Plummer	2	0	2	1	0	0	0-0	0-0
R. Hunley	2	3	5	0	0	0	0-0	0-0	J. Ryan	0	1	1	1	0	0	0-0	0-0
K. Mecklenburg	4	0	4	0	0	0	0-0	1-18	S. Fletcher	0	1	1	0	0	0	0-0	0-0
G. Kragen	3	0	3	0	0	0	0-0	0-0	J. Castille	0	0	0	1	0	0	0-0	0-0
A. Townsend	3	0	3	0	0	0	0-0	0-0	<b>Team Totals</b>	<b>47</b>	<b>13</b>	<b>60</b>	<b>6</b>	<b>1</b>	<b>0</b>	<b>0-0</b>	<b>2-75</b>

## FINAL INDIVIDUAL STATISTICS

Houston Oilers								Denver Broncos										
RUSHING	ATT	YDS	AVG	LG	TD			RUSHING	ATT	YDS	AVG	LG	TD					
M. Rozier	9	25	3.1	8	0			S. Winder	13	46	3.5	8	0					
A. Pinkett	6	20	3.3	8	0			S. Sewell	5	9	1.8	5	0					
W. Moon	5	15	3.0	7	0			J. Elway	4	8	2.0	4	1					
A. Highsmith	5	13	2.6	11	0			K. Bell	2	7	3.5	5	0					
E. Givins	1	0	0.0	0	0			G. Kubiak	2	-3	-1.5	-1	0					
								G. Lang	3	-6	-2.0	11	1					
Total	26	73	2.8	11	0			Total	29	61	2.1	8	2					
PASSING	ATT	CMP	YDS	TKD/YD	TD	LG	IN	PASSING	ATT	CMP	YDS	TKD/YD	TD	LG	IN			
W. Moon	43	24	264	0/0	1	24	2	J. Elway	25	14	259	1/4	2	55	1			
Total	43	24	264	0/0	1	24	2	Total	25	14	259	1/4	2	55	1			
RECEIVING			NO	YDS	LG	TD		RECEIVING			NO	YDS	LG	TD				
E. Givins			6	84	19t	1		V. Johnson			4	105	55	0				
D. Hill			5	93	24	0		C. Kay			3	57	29	2				
C. Duncan			4	32	13	0		S. Sewell			3	41	25	0				
A. Highsmith			4	20	16	0		G. Lang			1	25	25	0				
W. Drewrey			2	17	9	0		T. Boddie			1	15	15	0				
J. Williams			1	7	7	0		O. Mobley			1	9	9	0				
M. Rozier			1	6	6	0		R. Nattiel			1	7	7	0				
A. Pinkett			1	5	5	0												
Total	24	264	24	1				Total	14	259	55	2						
INTERCEPTIONS			NO	YDS	LG	TD		INTERCEPTIONS			NO	YDS	LG	TD				
P. Allen			1	2	2	0		K. Mecklenburg			1	18	18	0				
								M. Haynes			1	57	57	0				
Total	1	2	2	0				Total	2	75	57	0						
PUNTING	NO	YDS	AVG	TB	IN20	LG		PUNTING	NO	YDS	AVG	TB	IN20	LG				
J. Gossett	3	134	44.7	0	1	57		M. Horan	2	92	46.0	1	1	49				
Total	3	134	44.7	0	1	57		Total	2	92	46.0	1	1	49				
PUNT RETURNS			NO	FC	YDS	LG	TD	PUNT RETURNS			NO	FC	YDS	LG	TD			
								G. Clark			2	1	15	12	0			
Returns			0	0	0	0		Returns			2	15	12	0				
KICKOFF RETURNS			NO	FC	YDS	LG	TD	KICKOFF RETURNS			NO	FC	YDS	LG	TD			
A. Pinkett			3		62	21	0	K. Bell			1		28	28	0			
								K. Clark			1		0	0	0			
Returns			3	62	21	0		Returns			2	28	28	0				
Houston Oilers	Own	Opp.	Out	Houston Oilers	Own	Opp.	Out	Denver Broncos	Own	Opp.	Out	Denver Broncos	Own	Opp.	Out			
FUMBLES	Fum	Rec.	Yds	TD	FF	Rec.	Yds	TD	Bnds	Fum	Rec.	Yds	TD	FF	Rec.	Yds	TD	Bnds
W. Moon	1	1	0	0	0	0	0	0	0	S. Wilson	0	0	0	0	0	1	0	0
E. Givins	1	0	-5	0	0	0	0	0	0									
Total	2	1	-5	0	0	0	0	0	0	Total	0	0	0	0	0	1	0	0

## FINAL TEAM STATISTICS

	VISITOR OILERS	HOME BRONCOS
TOTAL FIRST DOWNS	20	19
By Rushing	5	9
By Passing	14	9
By Penalty	1	1
THIRD DOWN EFFICIENCY	8-16-50%	4-9-44%
FOURTH DOWN EFFICIENCY	2-4-50%	1-1-100%
TOTAL NET YARDS	337	316
Total Offensive Plays (inc. times thrown passing)	69	55
Average gain per offensive play	4.9	5.7
NET YARDS RUSHING	73	61
Total Rushing Plays	26	29
Average gain per rushing play	2.8	2.1
NET YARDS PASSING	264	255
Times thrown – yards lost attempting to pass	0-0	1-4
Gross yards passing	264	259
PASS ATTEMPTS-COMPLETIONS-HAD INTERCEPTED	43-24-2	25-14-1
Average gain per pass play (inc. # thrown passing)	6.1	9.8
PUNTS Number and Average	3-44.7	2-46.0
Had Blocked	0	0
FGs – PATs Had Blocked	0-0	0-0
TOTAL RETURN YARDAGE (Not Including Kickoffs)	2	90
No. and Yards Punt Returns	0-0	2-15
No. and Yards Kickoff Returns	3-62	2-28
No. and Yards Interception Returns	1-2	2-75
PENALTIES Number and Yards	10-73	4-35
FUMBLES Number and Lost	2-1	0-0
TOUCHDOWNS	1	4
Rushing	0	2
Passing	1	0
Returns	0	2
EXTRA POINTS Made-Attempts	1-1	4-4
FIELD GOALS Made-Attempts	1-1	2-2
SAFETIES	0	0
FINAL SCORE	10	34
TIME OF POSSESSION	32:33	27:27

# SUPER BOWL XXI

## NEW YORK GIANTS 39, DENVER 20

Sun., Jan. 25, 1987 • 3:13 p.m. PST • Rose Bowl • Pasadena, Calif.

**Weather:** Sunny, 76°, Wind W 2-5 mph • **Attendance:** 101,063 • **Time:** 3:25

The New York Giants broke open a close game with 24 unanswered points to open the second half, capturing a 39-20 win over the Broncos in Super Bowl XXI. The game, played before a crowd of 101,063 in Pasadena's Rose Bowl, featured outstanding performances by the two quarterbacks, Super Bowl MVP Phil Simms of New York (22-25, 268 yds., 3 TDs) and Denver's John Elway (22-37, 304 yds., 1 TD).

The Broncos drove to the Giants' 31-yard-line on their opening drive and took a 3-0 lead when Rich Karlis booted a Super Bowl record-tying 48-yard field goal. New York answered with a 9-play, 78-yard scoring drive that culminated with a 6-yard touchdown pass from Simms to tight end Mark Bavaro.

With five-and-a-half minutes remaining in the first quarter, the Broncos took possession on their own 42 after a 28-yard kickoff return by Ken Bell. Elway completed passes on the first three plays of the drive as Denver reached the New York 33. Two Giant penalties left the Broncos with a first-and-10 at the 12, and on third down, Elway called his own number, scoring from 4 yards out on a quarterback draw to give Denver a 10-7 lead. The Giants' next drive stalled and the Broncos got the ball back at the 14-minute mark of the second quarter. On the third play of the drive, on third-and-18, Elway unleashed a 54-yard bomb to Vance Johnson, giving the Broncos a first down on the Giants 28. Seven plays later Denver had a first-and-goal at the New York 1, but failed to score in three plays and Karlis was wide right on a 23-yard field goal attempt.

Denver's Orange Crush defense stifled the next Giant drive at the New York 47, and after a punt, the Broncos got the ball back on their own 15. Controversy entered the game when, on second-and-twelve, Elway threw an apparent completion for a first down to Clarence Kay. The pass was ruled incomplete, a call that was upheld after review of the television replay. On the next play, Giant defensive end George Martin sacked Elway in the end zone for a safety to pull New York within a point of Denver at 10-9. The Denver defense held again, giving Denver the ball at its own 37. Elway quickly hit Steve Watson for 31 yards and Gerald Willhite for 11 more to give the Broncos a first-and-10 at the Giants 21 with 43 seconds left in the half. Denver reached the 16-yard-line, but Karlis was wide right on a 34-yard field goal attempt with 13 seconds left in the half.

New York scored on all three third-quarter drives and outgained Denver in the period 163 yards to 2. With the score at 26-10, the Giants mounted a scoring drive on their first possession of the fourth quarter, and they went up 33-10 after Phil McConkey caught a deflected pass in the end zone, Simms' third touchdown strike of the day. Denver got the ball back at its own 16 and Elway moved the squad to the New York 10, as Karlis kicked a 27-yard field goal to make the score 33-13. The Giants took only 5 plays to move 46 yards for their next touchdown, a 2-yard run by Ottis Anderson which made the score 39-13. Elway took Denver down the field again and hit Vance Johnson with a 47-yard touchdown pass for the game's final points.

### OFFICIALS

Referee — Jerry Markbreit (9); Umpire — Bob Boylston (101); Line Judge — Bob Beeks (59); Side Judge — Gil Mace (90); Head Linesman — Terry Gierke (72); Back Judge — Jim Poole (92); Field Judge — Pat Mallette (82)

### STARTING LINEUPS

Denver Broncos				New York Giants			
Offense		Defense		Offense		Defense	
WR 82	V. Johnson	LE 61	A. Townsend	WR 86	L. Manuel	LE 75	G. Martin
LT 70	D. Studdard	NT 71	G. Kragen	LT 60	B. Benson	NT 64	J. Burt
LG 54	K. Bishop	RE 75	R. Jones	LG 67	B. Ard	RE 70	L. Marshall
C 64	B. Bryan	LOLB 50	J. Ryan	C 65	B. Oates	LOLB 58	C. Banks
RG 63	M. Cooper	LILB 77	K. Mecklenburg	RG 61	C. Godfrey	LILB 55	G. Reasons
RT 76	K. Lanier	RILB 98	R. Hunley	RT 63	K. Nelson	RILB 53	H. Carson
TE 88	C. Kay	ROLB 57	T. Jackson	TE 89	M. Bavaro	ROLB 56	M. Bavaro
WR 81	S. Watson	LCB 20	L. Wright	WR 81	S. Robinson	LCB 34	E. Patterson
QB 7	J. Elway	RCB 31	M. Harden	QB 11	P. Simms	RCB 23	P. Williams
RB 23	S. Winder	SS 49	D. Smith	RB 20	J. Morris	SS 48	K. Hill
RB 47	G. Willhite	FS 43	S. Foley	RB 44	M. Carthon	FS 27	H. Welch

**DENVER SUBSTITUTIONS:** 2 M. Horan, 3 R. Karlis, 8 G. Kubiak, 22 T. Lilly, 30 S. Sewell, 33 G. Lang, 35 K. Bell, 36 M. Haynes, 45 S. Wilson, 48 R. Robbins, 52 K. Woodard, 55 R. Dennison, 59 D. Comeaux, 62 M. Freeman, 69 T. Colorito, 73 S. Fletcher, 74 D. Remsberg, 80 M. Jackson, 84 C. Sampson, 85 J. Hackett, 87 B. Micho, 89 O. Mobley, 90 F. Gilbert.

### FIELD GOALS (made (\_\_\_) & missed)

R. Karlis		(48)	23WR	34WR	(29)	R. Allegre		(21)						
						1	2	3	4	OT	TOTAL			
VISITOR	Denver Broncos					10	0	0	10	—	20			
HOME	New York Giants					7	2	17	13	—	39			

Team	Qtr	Elapsed Time	SCORING PLAY	SCORE	
				Visitor	Home
BRONCOS	1	4:09	R. Karlis 48 yd. Field Goal (8-45, 4:09)	3	0
GIANTS	1	9:33	Z. Mowatt 6 yd. pass from P. Simms (R. Allegre, kick) (9-78, 5:24)	3	7
BRONCOS	1	12:54	J. Elway 4 yd. run (R. Karlis, kick) (6-58, 3:21)	10	7
GIANTS	2	12:14	Safety—J. Elway sacked by G. Martin in end zone (3- (-)15, 0:47)	10	9
GIANTS	3	4:52	M. Bavaro 13 yd. pass from P. Simms (R. Allegre, kick) (8-63, 4:52)	10	16
GIANTS	3	11:06	R. Allegre 21 yd. Field Goal (9-32, 5:07)	10	19
GIANTS	3	14:36	J. Morris 1 yd. run (R. Allegre, kick) (5-68, 2:14)	10	26
GIANTS	4	4:04	P. McConkey 6 yd. pass from P. Simms (R. Allegre, kick) (6-52, 3:50)	10	33
BRONCOS	4	8:59	R. Karlis 28 yd. Field Goal (13-73, 4:55)	13	33
GIANTS	4	10:42	O. Anderson 2 yd. run (kick wide) (5-46, 2:43)	13	39
BRONCOS	4	12:54	V. Johnson 47 yd. pass from J. Elway (R. Karlis, kick) (5-69, 1:12)	20	39

### BRONCOS DEFENSIVE LEADERS

(Based on unofficial press box totals)

Player	UT	A	TT	PD	FR	FF	S-Yds	I-Yds	Player	UT	A	TT	PD	FR	FF	S-Yds	I-Yds
K. Woodard	8	3	11	0	0	0	0.5-2.5	0-0	M. Haynes	3	0	3	0	0	0	0-0	0-0
J. Ryan	6	3	9	0	0	0	0-0	0-0	S. Wilson	3	0	3	0	0	0	0-0	0-0
R. Hunley	7	1	8	0	0	0	0-0	0-0	A. Townsend	2	1	3	0	0	0	0-0	0-0
R. Jones	4	2	6	0	0	0	0-0	0-0	F. Gilbert	1	1	2	0	0	0	0.5-2.5	0-0
S. Foley	5	0	5	0	0	0	0-0	0-0	B. Micho	2	0	2	0	0	0	0-0	0-0
D. Smith	5	0	5	0	0	0	0-0	0-0	T. Lilly	1	1	2	0	0	0	0-0	0-0
L. Wright	5	0	5	0	0	0	0-0	0-0	R. Robbins	1	1	2	0	0	0	0-0	0-0
K. Mecklenburg	2	3	5	0	0	0	0-0	0-0	Team Totals	58	20	78	0	0	0	1-5	0-0

### FINAL INDIVIDUAL STATISTICS

Denver Broncos										New York Giants													
RUSHING	ATT	YDS	AVG		LG	TD					RUSHING	ATT	YDS	AVG		LG	TD						
J. Elway	6	27	4.5		10	1					J. Morris	20	67	3.3		11	1						
G. Willhite	4	19	4.8		11	0					P. Simms	3	25	8.3		22	0						
G. Sewell	3	4	1.3		12	0					L. Rouson	3	22	7.3		18	0						
G. Lang	2	2	1.0		4	0					T. Galbreath	4	17	4.3		7	0						
S. Winder	4	0	0.0		3	0					M. Carthon	3	4	1.3		2	0						
											O. Anderson	2	1	0.5		2	1						
											J. Rutledge	3	0	0.0		2	0						
Total	19	52	2.7		12	1					Total	38	136	3.6		22	2						
PASSING	ATT	CMP	YDS	TKD/YD	TD	LG	IN					PASSING	ATT	CMP	YDS	TKD/YD	TD	LG	IN				
J. Elway	37	22	304	3/26	1	54	1					P. Simms	25	22	268	1/5	44	3	0				
G. Kubiak	4	4	48	1/6	0	23	0																
Total	41	26	352	4/32	1	54	1					Total	25	22	268	1/5	44	3	0				
RECEIVING			NO	YDS	LG	TD					RECEIVING			NO	YDS	LG	TD						
V. Johnson			5	121	54	1					M. Bavaro			4	51	17	1						
G. Willhite			5	39	11	0					J. Morris			4	20	12	0						
S. Winder			4	34	14	0					M. Carthon			4	13	7	0						
M. Jackson			3	51	24	0					S. Robinson			3	62	36	0						
S. Watson			2	54	31	0					L. Manuel			3	43	17	0						
O. Sampson			2	20	11	0					P. McConkey			2	50	44	1						
O. Mobley			2	17	11	0					L. Rouson			1	23	23	0						
S. Sewell			2	12	7	0					Z. Mowatt			1	6	6	1						
G. Lang			1	4	4	0																	
Total			26	352	54	1					Total			22	268	44	3						
INTERCEPTIONS			NO	YDS	LG	TD					INTERCEPTIONS			NO	YDS	LG	TD						
											E. Patterson			1	-7	-7	0						
Total			0	0	0	0					Total			1	-7	-7	0						
PUNTING	NO	YDS	AVG		TB	IN20	LG					PUNTING	NO	YDS	AVG		TB	IN20	LG				
M. Horan	2	82	41.0		0	0	42					S. Landeta	3	138	46.0		1	1	59				
Total	2	82	41.0		0	0	42					Total	3	138	46.0		1	1	59				
PUNT RETURNS	NO	FC	YDS	LG	TD					PUNT RETURNS	NO	FC	YDS	LG	TD								
G. Willhite	1	1	9	9	0					P. McConkey	1	1	25	25	0								
Returns	1		9	9	0					Returns	1		25	25	0								
KICKOFF RETURNS	NO	FC	YDS	LG	TD					KICKOFF RETURNS	NO	FC	YDS	LG	TD								
K. Bell	3		48	28	0					L. Rouson	3		56	22	0								
G. Lang	2		36	23	0					T. Flynn	1		-3	0	0								
Returns	5		84	28	0					Returns	4		53	22	0								
Denver Broncos	Own	Fum	Rec.	Yds	TD	FF	Opp. Rec.	Yds	TD	Bnds	New York Giants	Own	Fum	Rec.	Yds	TD	FF	Opp. Rec.	Yds	TD	Bnds		
J. Elway	1	1	0	0	0	0	0	0	0	0	L. Marshall	0	0	0	0	0	1	0	0	0	0		
K. Bell	1	0	0	0	0	0	0	0	0	0	P. Johnson	0	0	0	0	0	1	0	0	0	0		
J. Hackett	0	1	0	0	0	0	0	0	0	0													
Total	2	2	0	0	0	0	0	0	0	0	Total	0	0	0	0	0	2	0	0	0	0		

### FINAL TEAM STATISTICS

	VISITOR BRONCOS	HOME GIANTS
TOTAL FIRST DOWNS	23	24
By Rushing	5	10
By Passing	16	13
By Penalty	2	1
THIRD DOWN EFFICIENCY	7-14-50%	6-12-50%
FOURTH DOWN EFFICIENCY	0-0-0%	1-2-50%
TOTAL NET YARDS	372	399
Total Offensive Plays (inc. times thrown passing)	64	64
Average gain per offensive play	5.8	6.2
NET YARDS RUSHING	52	136
Total Rushing Plays	19	38
Average gain per rushing play	2.7	3.6
NET YARDS PASSING	320	263
Times thrown - yards lost attempting to pass	4-32	1-5
Gross yards passing	352	268
PASS ATTEMPTS-COMPLETIONS-HAD INTERCEPTED	41-26-1	25-22-0
Average gain per pass play (inc. # thrown passing)	7.1	10.1
PUNTS Number and Average	2-41	3-46
Had Blocked	0	0
FGs - PATs Had Blocked	0-0	0-0
TOTAL RETURN YARDAGE (Not Including Kickoffs)	9	18
No. and Yards Punt Returns	1-9	1-25
No. and Yards Kickoff Returns	5-84	4-53
No. and Yards Interception Returns	0-0	1-(-7)
PENALTIES Number and Yards	4-28	6-48
FUMBLES Number and Lost	2-0	0-0
TOUCHDOWNS	2	5
Rushing	1	2
Passing	1	3
Returns	0	0
EXTRA POINTS Made-Attempts	2-2	4-5
FIELD GOALS Made-Attempts	2-4	1-1
SAFETIES	1	0
FINAL SCORE	20	39
TIME OF POSSESSION	25:21	34:39





# 1986 AFC DIVISIONAL PLAYOFF GAME

## DENVER 22, NEW ENGLAND 17

Sun., Jan. 4, 1987 • 2 p.m. MST • Mile High Stadium • Denver

**Weather:** Sunny, 65°, Wind S 9 mph • **Attendance:** 76,105 • **Time:** 3:09

Rulon Jones sacked Tony Eason in the end zone for a safety with 1:37 left on the clock to put Denver up 22-17 and halt the Patriots' final comeback drive. The playoff victory was the first since Jan. 1, 1978 for the Broncos, when they defeated Oakland for the AFC Championship.

The two teams traded punts for the first 9 minutes of the game before Denver posed the initial scoring threat. Starting at their own 20, the Broncos took four plays to reach the New England 7, behind John Elway completions of 39 and 21 yards. On second-and-goal from the 4, Elway rolled around the left side and was hit just short of the goal line. He was penalized (delay of game) for spiking the ball after the play, and that sent Denver back to the 6. Two plays later, Rich Karlis nailed a 27-yard field goal to give Denver a 3-0 lead.

New England mounted a 7-play 87-yard drive later in the quarter, with Eason hitting Stanley Morgan for a 19-yard touchdown. The Broncos roared right back with a 13-play, 82-yard drive that was punctuated by a 22-yard touchdown run by Elway, giving Denver a 10-7 lead midway through the second quarter. The Patriots tied the score on the last play of the half with a 38-yard Tony Franklin field goal.

Denver received the kickoff to open the second half and proceeded to chew up over 9 minutes off of the clock. The Broncos ran the ball 11 times on the drive, which stalled on the Patriot 5. Karlis' 22-yard field goal put Denver up 13-10.

Five plays into the next New England drive, the Patriots took a page out of Dan Reeve's bag of tricks, scoring on a flea-flicker that ended with a 45-yard touchdown pass from Eason to Morgan to give New England its first lead of the game at 17-13. Denver jumped right back on top, traveling 86 yards in 6 plays to score on a 48-yard Elway-to-Vance Johnson pass on the last play of the third quarter.

The two teams both punted three times in the fourth quarter, and the last one, a Mike Horan punt of 54 yards, backed New England to its own 10. On first down, Eason dropped back to pass but was sacked for a safety by Rulon Jones. Denver recovered the onside free kick and held on to the ball to preserve the win.

### OFFICIALS

**Referee** — Jerry Seeman (70); **Umpire** — Rex Stuart (103); **Line Judge** — Ray Dodez (74); **Side Judge** — Bob Rice (80); **Head Linesman** — Burl Toler (37); **Back Judge** — Jim Poole (92); **Field Judge** — Ron Spitzer (119)

### STARTING LINEUPS

New England Patriots					Denver Broncos				
Offense			Defense		Offense			Defense	
WR 86	S. Morgan	LE 96	B. Williams	WR 82	V. Johnson	LE 75	R. Jones	WR 82	V. Johnson
LT 76	B. Holloway	NT 90	T. Williams	LT 70	D. Studdard	NT 71	G. Kragen	LT 70	D. Studdard
LG 66	P. Fairchild	RE 60	G. Veris	LG 54	K. Bishop	RE 61	A. Townsend	LG 54	K. Bishop
C 58	P. Brock	L0LB 56	A. Tippett	C 64	B. Bryan	L0LB 50	J. Ryan	C 64	B. Bryan
RG 61	R. Wooten	L1LB 52	J. Rembert	RG 60	P. Howard	L1LB 77	K. Mecklenburg	RG 60	P. Howard
RT 68	D. Haley	R1LB 50	L. McGrew	RT 76	K. Lanier	R1LB 98	R. Hunley	RT 76	K. Lanier
TE 48	G. Baty	R0LB 55	D. Blackmon	TE 85	J. Hackett	R0LB 57	T. Jackson	TE 85	J. Hackett
WR 80	I. Fryar	LCB 43	E. Gibson	WR 81	S. Watson	LCB 20	L. Wright	WR 81	S. Watson
QB 11	T. Eason	FS 31	F. Marion	QB 7	J. Elway	FS 43	S. Foley	QB 7	J. Elway
FB 30	M. Tatupu	SS 38	R. James	FB 23	S. Winder	SS 48	R. Robbins	FB 23	S. Winder
DB 33	T. Collins	RCB 26	R. Clayborn	TE 89	O. Mobley	RCB 31	M. Harden	TE 89	O. Mobley

**DENVER SUBSTITUTIONS:** 2 M. Horan, 3 R. Karlis, 8 G. Kubiak, 22 T. Lilly, 30 S. Sewell, 33 G. Lang, 35 K. Bell, 36 M. Haynes, 45 S. Wilson, 47 G. Willhite, 52 K. Woodard, 55 R. Dennison, 59 D. Comeaux, 62 M. Freeman, 63 M. Cooper, 69 T. Colorito, 73 S. Fletcher, 74 D. Remsburg, 80 M. Jackson, 84 C. Sampson, 87 B. Micho, 90 F. Gilbert. **DID NOT PLAY:** 49 D. Smith.

### FIELD GOALS (made (\_\_\_) & missed)

T. Franklin	(38)	R. Karlis	(27)	(22)		
		1	2	3	4	OT
VISITOR	New England Patriots	0	10	7	0	—
HOME	Denver Broncos	3	7	10	2	17

Team	Qtr	Elapsed Time	SCORING PLAY	SCORE
				Visitor Home
BRONCOS	1	12:12	R. Karlis 27 yd. Field Goal (8-71, 3:07)	0 3
PATRIOTS	2	0:56	S. Morgan 19 yd. pass from T. Eason (T. Franklin, kick) (7-87, 2:24)	7 3
BRONCOS	2	7:18	J. Elway 22 yd. run (R. Karlis, kick) (13-82, 6:22)	7 10
PATRIOTS	2	14:58	T. Franklin 38 yd. Field Goal (5-8, 0:56)	10 10
BRONCOS	3	9:10	R. Karlis 22 yd. Field Goal (15-80, 9:10)	10 13
PATRIOTS	3	12:10	S. Morgan 45 yd. pass from T. Eason (T. Franklin, kick) (5-78, 3:00)	17 13
BRONCOS	3	15:00	V. Johnson 48 yd. pass from J. Elway (R. Karlis, kick) (6-86, 2:50)	17 20
BRONCOS	4	13:23	Safety—T. Eason tackles in end zone by R. Jones	17 22

### FINAL BRONCOS DEFENSIVE STATISTICS

(Based on unofficial press box totals)

Player	UT	A	TT	PD	FR	FF	S-Yds	I-Yds
J. Ryan	9	1	10	0	0	0	1-8	0-0
S. Foley	3	2	5	0	0	0	0-0	0-0
R. Hunley	3	2	5	1	0	0	0-0	0-0
F. Gilbert	4	0	4	0	0	0	1-8	0-0
M. Harden	4	0	4	0	0	0	0-0	0-0
R. Jones	3	1	4	0	0	0	2-19	0-0
K. Mecklenburg	3	1	4	0	0	0	1-5	0-0
T. Jackson	2	2	4	0	0	0	0-0	0-0
R. Robbins	3	0	3	0	0	0	0-0	0-0
T. Lilly	2	0	2	0	0	0	0-0	0-0
A. Townsend	2	0	2	0	0	0	0-0	0-0
Player	UT	A	TT	PD	FR	FF	S-Yds	I-Yds
S. Wilson	2	0	2	3	0	0	0-0	0-0
G. Kragen	1	1	2	0	0	0	0-0	0-0
K. Woodard	0	2	2	0	0	0	0-0	0-0
L. Wright	1	0	1	0	0	0	0-0	0-0
R. Dennison	1	0	1	0	0	0	0-0	0-0
M. Haynes	0	1	1	0	0	0	0-0	0-0
D. Comeaux	0	1	1	0	0	0	0-0	0-0
S. Fletcher	0	1	1	0	0	0	0-0	0-0
D. Smith	0	0	0	0	0	0	0-0	0-0
<b>Team Totals</b>	<b>46</b>	<b>15</b>	<b>61</b>	<b>4</b>	<b>0</b>	<b>0</b>	<b>5-40</b>	<b>0-0</b>

### FINAL INDIVIDUAL STATISTICS

New England Patriots						Denver Broncos					
RUSHING	ATT	YDS	AVG	LG	TD	RUSHING	ATT	YDS	AVG	LG	TD
T. Collins	5	46	9.2	23	0	S. Winder	19	102	5.4	16	0
C. James	10	31	3.1	17	0	G. Lang	11	44	4.0	14	0
T. Eason	2	23	11.5	13	0	J. Elway	5	18	3.6	22t	1
R. Dupard	5	18	3.6	8	0	K. Bell	2	12	6.0	8	0
G. Hawthorne	1	5	5.0	5	0	S. Sewell	2	8	4.0	8	0
I. Fryar	1	-2	-2.0	-2	0	G. Willhite	3	4	1.3	3	0
<b>Total</b>	<b>24</b>	<b>121</b>	<b>5.0</b>	<b>23</b>	<b>0</b>	<b>Total</b>	<b>42</b>	<b>188</b>	<b>4.5</b>	<b>22t</b>	<b>1</b>

PASSING	ATT	CMP	YDS	TKD/ YD	TD	LG	IN	PASSING	ATT	CMP	YDS	TKD/ YD	TD	LG	IN
T. Eason	24	13	194	6/44	2	45t	0	J. Elway	32	13	257	1/4	1	49	2
<b>Total</b>	<b>24</b>	<b>13</b>	<b>194</b>	<b>6/44</b>	<b>2</b>	<b>45t</b>	<b>0</b>	<b>Total</b>	<b>32</b>	<b>13</b>	<b>257</b>	<b>1/4</b>	<b>1</b>	<b>49</b>	<b>2</b>

RECEIVING	NO	YDS	LG	TD	RECEIVING	NO	YDS	LG	TD
T. Collins	4	46	20	0	V. Johnson	4	89	48t	1
S. Morgan	3	100	45t	2	S. Sewell	3	41	39	0
G. Baty	3	31	13	0	O. Mobley	2	69	49	0
I. Fryar	2	11	7	0	S. Watson	1	21	21	0
G. Hawthorne	1	6	6	0	B. Micho	1	20	20	0
<b>Total</b>	<b>13</b>	<b>194</b>	<b>45</b>	<b>2</b>	S. Winder	1	16	16	0
					G. Lang	1	1	1	0
<b>Total</b>	<b>13</b>	<b>194</b>	<b>45</b>	<b>2</b>	<b>Total</b>	<b>13</b>	<b>257</b>	<b>49</b>	<b>1</b>

INTERCEPTIONS	NO	YDS	LG	TD	INTERCEPTIONS	NO	YDS	LG	TD
R. McSwain	1	2	2	0					
J. Rembert	1	0	0	0					
<b>Total</b>	<b>2</b>	<b>2</b>	<b>2</b>	<b>0</b>	<b>Total</b>	<b>0</b>	<b>0</b>	<b>0</b>	<b>0</b>

PUNTING	NO	YDS	AVG	TB	IN20	LG	PUNTING	NO	YDS	AVG	TB	IN20	LG
R. Camarillo	9	452	50.2	2	0	60	M. Horan	5	245	49.0	1	3	54
<b>Total</b>	<b>9</b>	<b>452</b>	<b>50.2</b>	<b>2</b>	<b>0</b>	<b>60</b>	J. Elway	1	31	31.0	1	1	31

PUNT RETURNS	NO	FC	YDS	LG	TD	PUNT RETURNS	NO	FC	YDS	LG	TD
I. Fryar	2	0	13	9	0	G. Willhite	1	1	9	9	0
<b>Returns</b>	<b>2</b>	<b>0</b>	<b>13</b>	<b>9</b>	<b>0</b>	V. Johnson	3	0	26	13	0
<b>KICKOFF RETURNS</b>	<b>NO</b>	<b>FC</b>	<b>YDS</b>	<b>LG</b>	<b>TD</b>	<b>Returns</b>	<b>4</b>	<b>1</b>	<b>35</b>	<b>13</b>	<b>0</b>
S. Starring	2		31	21	0	<b>KICKOFF RETURNS</b>	<b>NO</b>	<b>FC</b>	<b>YDS</b>	<b>LG</b>	<b>TD</b>
<b>Returns</b>	<b>2</b>		<b>31</b>	<b>21</b>	<b>0</b>	G. Lang	1		21	21	0
						K. Bell	3		63	35	0
						<b>Returns</b>	<b>4</b>		<b>84</b>	<b>35</b>	<b>0</b>

PUNT RETURNS					NO	FC	YDS	LG	TD
I. Fryar					2	0	13	9	0
Returns					2	0	13	9	0
KICKOFF RETURNS					NO	FC	YDS	LG	TD
S. Starring					2		31	21	0
Returns					2		31	21	0

PUNT RETURNS					NO	FC	YDS	LG	TD
G. Willhite					1		9	9	0
V. Johnson					3	0	26	13	0
Returns					4	1	35	13	0
KICKOFF RETURNS					NO	FC	YDS	LG	TD
G. Lang					1		21	21	0
K. Bell					3		63	35	0
Returns					4		84	35	0

### FINAL TEAM STATISTICS

TOTAL FIRST DOWNS	VISITOR PATRIOTS	HOME BRONCOS
By Rushing	12	23
By Passing	6	12
By Penalty	13	9
	0	2
THIRD DOWN EFFICIENCY	2-12-17%	5-15-33%
FOURTH DOWN EFFICIENCY	0-0-0%	0-0-0%
TOTAL NET YARDS	271	441
Total Offensive Plays (inc. times thrown passing)	54	75
Average gain per offensive play	5.0	5.9
NET YARDS RUSHING	121	188
Total Rushing Plays	24	42
Average gain per rushing play	5.0	4.5
NET YARDS PASSING	150	253
Times thrown — yards lost attempting to pass	6-44	1-4
Gross yards passing	194	257
PASS ATTEMPTS-COMPLETIONS-HAD INTERCEPTED	24-13-0	32-13-2
Average gain per pass play (inc. # thrown passing)	5.0	7.7
PUNTS Number and Average	9-50	6-46
Had Blocked	0	0
FGs — PATs Had Blocked	0-0	0-0
TOTAL RETURN YARDAGE (Not Including Kickoffs)	15	35
No. and Yards Punt Returns	2-13	4-35
No. and Yards Kickoff Returns	2-31	4-84
No. and Yards Interception Returns	2-2	0-0
PENALTIES Number and Yards	5-45	3-20
FUMBLES Number and Lost	1-0	0-0
TOUCHDOWNS	2	2
Rushing	0	1
Passing	2	1
Returns	0	0
EXTRA POINTS Made-Attempts	2-2	2-2
FIELD GOALS Made-Attempts	1-1	2-2
SAFETIES	1	0
FINAL SCORE	17	22
TIME OF POSSESSION	24:31	35:29

# 1984 AFC DIVISIONAL PLAYOFF GAME

## PITTSBURGH 24, DENVER 17

Sun., Dec. 30, 1984 • 2 p.m. MST • Mile High Stadium • Denver

**Weather:** Mostly Sunny, 52°, Wind N 7 mph • **Attendance:** 74,981 • **Time:** 3:11

Denver had two possessions in the final two minutes of the game but failed to score as Pittsburgh advanced to the Conference Championship game, ending a Broncos season in which they had compiled a franchise-best 13-3 regular season record.

Denver's opportunistic defense recovered two Steeler fumbles in the first quarter. The first one resulted in a Rich Karlis field goal attempt, but it sailed wide right. Pittsburgh fumbled on the next play, and the Broncos recovered again. That turnover lead to a 7-yard touchdown pass from John Elway to Jim Wright.

Pittsburgh scored on a 28-yard field goal on the first play of the second period, and just before intermission, the Steelers took the lead on Frank Pollard's 1-yard touchdown plunge.

Denver tied the game early in the third quarter on a 21-yard Karlis field goal. The Broncos regained the lead on their next possession, scoring on a 20-yard pass from Elway to Steve Watson. For the game, Watson gained 177 yards on 11 receptions.

The Steelers then mounted a scoring drive of their own, tying the game at 17-17 on a Mark Malone to Louis Lipps pass late in the quarter. Later, Pittsburgh's Eric Williams intercepted an Elway pass and returned it to the Denver 2-yard line with only 2:45 left in the game. Pollard scored two plays later to give the Steelers the lead 24-17. Denver couldn't move the ball on its final two possessions as time expired.

### OFFICIALS

**Referee** — Fred Wyant (11); **Umpire** — Art Demmas (78); **Line Judge** — Vern Marshall (94); **Side Judge** — Royal Cathcart (16); **Head Linesman** — Dale Williams (8); **Back Judge** — Dick Hantak (105); **Field Judge** — Bob Lewis (18)

### STARTING LINEUPS

Pittsburgh Steelers						Denver Broncos					
Offense			Defense			Offense			Defense		
WR 82	J. Stallworth	TE 95	J. Goodman	WR 85	D. Summers	LE 79	B. Chavous	LT 63	P. Rostovsky	NT 68	R. Carter
LG 73	C. Wolfley	RE 64	E. Nelson	LG 54	K. Bishop	RE 75	R. Jones	LG 73	C. Wolfley	RE 64	E. Nelson
C 52	M. Webster	LOLB 57	M. Merriweather	C 64	B. Bryan	LOLB 50	J. Ryan	C 52	M. Webster	LOLB 57	M. Merriweather
RG 74	T. Long	LILB 50	D. Little	RG 60	P. Howard	LILB 55	R. Dennison	RG 74	T. Long	LILB 50	D. Little
RT 62	T. Ilkin	RILB 56	R. Cole	RT 76	K. Lanier	RILB 58	S. Busick	RT 62	T. Ilkin	RILB 56	R. Cole
TE 81	D. Nelson	ROLB 53	B. Hinkle	TE 88	C. Kay	ROLB 57	T. Jackson	TE 81	D. Nelson	ROLB 53	B. Hinkle
WR 83	L. Lipps	LCB 49	D. Woodruff	WR 81	S. Watson	LCB 20	L. Wright	WR 83	L. Lipps	LCB 49	D. Woodruff
QB 16	M. Malone	RCB 41	S. Washington	QB 23	S. Winder	SS 49	D. Smith	QB 16	M. Malone	RCB 41	S. Washington
RB 34	W. Abercrombie	SS 31	D. Shell	QB 7	J. Elway	FS 43	S. Foley	RB 34	W. Abercrombie	SS 31	D. Shell
FB 30	F. Pollard	FS 21	E. Williams	H-B 87	J. Wright	RCB 31	M. Harden	FB 30	F. Pollard	FS 21	E. Williams

**DENVER SUBSTITUTIONS:** 1 C. Norman, 3 R. Karlis, 22 T. Lilly, 24 R. Parros, 28 R. Jackson, 33 G. Lang, 39 J. Myles, 45 S. Wilson, 47 G. Willhite, 48 R. Robbins, 52 K. Woodard, 59 D. Comeaux, 61 A. Townsend, 62 M. Freeman, 65 W. Bowyer, 66 S. Garnett, 72 M. Graves, 74 W. Hood, 77 K. Mecklenburg, 80 R. Alexander, 84 C. Sampson, 98 R. Hunley. **DID NOT PLAY:** 8 G. Kubiak, 26 C. Brewer, 67 G. Hyde, 69 B. Manor.

### FIELD GOALS (made (\_\_\_) & missed)

		Pittsburgh Steelers		Denver Broncos			
G. Anderson	(28)	40WR	26WL 39WR	R. Karlis	39WR 57S (21)		
VISITOR	Pittsburgh Steelers	1	2	3	4	OT	TOTAL
HOME	Denver Broncos	0	10	7	7	—	24
		7	0	10	0	—	17

Team	Qtr	Elapsed Time	SCORING PLAY		SCORE	
					Visitor	Home
BRONCOS	1	8:30	J. Wright 9 yd. pass from J. Elway (R. Karlis, kick) (5-22, 2:25)		0	7
STEELERS	2	0:04	G. Anderson 28 yd. Field Goal (12-62, 6:16)		3	7
STEELERS	2	13:46	F. Pollard 1 yd. run (G. Anderson, kick) (8-78, 1:56)		10	7
BRONCOS	3	2:50	R. Karlis 21 yd. Field Goal (4-0, 1:47)		10	10
BRONCOS	3	7:45	S. Watson 20 yd. pass from J. Elway (R. Karlis, kick) (6-46, 3:01)		10	17
STEELERS	3	11:41	L. Lipps 10 yd. pass from M. Malone (G. Anderson, kick) (7-66, 3:46)		17	17
STEELERS	4	13:01	F. Pollard 2 yd. run (G. Anderson, kick) (3-2, 1:36)		24	17

### FINAL BRONCOS DEFENSIVE STATISTICS

(Based on unofficial press box totals)

Player	UT	A	TT	PD	FR	FF	S-Yds	I-Yds	Player	UT	A	TT	PD	FR	FF	S-Yds	I-Yds
D. Smith	9	2	11	0	0	0	0-0	0-0	R. Hunley	2	0	2	0	0	0	0-0	0-0
S. Busick	8	0	8	0	0	0	0-0	0-0	W. Bowyer	1	1	2	0	0	0	0-0	0-0
L. Wright	8	0	8	2	0	0	0-0	0-0	D. Comeaux	1	1	2	0	0	0	0-0	0-0
S. Foley	6	2	8	1	0	0	0-0	0-0	K. Mecklenburg	1	1	2	0	0	0	0-0	0-0
R. Dennison	4	3	7	0	0	0	0-0	0-0	R. Robbins	1	1	2	2	0	0	0-0	0-0
J. Ryan	4	3	7	0	0	0	1-0	0-0	S. Wilson	1	1	2	0	0	0	0-0	0-0
R. Jones	5	0	5	0	0	0	1-12	0-0	T. Lilly	1	0	1	0	0	0	0-0	0-0
M. Harden	4	0	4	1	0	0	0-0	0-0	R. Carter	1	0	1	0	0	0	0-0	0-0
T. Jackson	2	2	4	1	1	0	0-0	0-0	A. Townsend	0	0	0	0	1	0	0-0	0-0
B. Chavous	2	0	2	0	0	0	0-0	0-0	<b>Team Totals</b>	<b>61</b>	<b>17</b>	<b>78</b>	<b>7</b>	<b>2</b>	<b>0</b>	<b>2-12</b>	<b>0-0</b>

### FINAL INDIVIDUAL STATISTICS

Pittsburgh Steelers										Denver Broncos									
RUSHING	ATT	YDS	AVG	LG	TD					RUSHING	ATT	YDS	AVG	LG	TD				
F. Pollard	16	99	6.2	23	2					S. Winder	15	37	2.5	9	0				
W. Abercrombie	17	75	4.4	18	0					J. Elway	4	16	4.0	13	0				
E. Veals	1	1	1.0	1	0					G. Willhite	1	1	1.0	1	0				
L. Lipps	1	0	0	0	0					R. Parros	1	0	0.0	0	0				
M. Malone	5	-6	-1.2	0	0					S. Watson	1	-3	-3.0	-3	0				
Total	40	169	4.2	23	2					Total	22	51	2.3	13	0				
PASSING	ATT	CMP	YDS	TKD/YD	TD	LG	IN			PASSING	ATT	CMP	YDS	TKD/YD	TD	LG	IN		
M. Malone	28	17	224	2/12	1	25	0			J. Elway	37	19	184	4/37	2	21	2		
										G. Willhite	1	1	52	0/0	0	52	0		
Total	28	17	224	2/12	1	25	0			Total	38	20	236	4/37	2	52	2		
RECEIVING			NO	YDS	LG	TD				RECEIVING			NO	YDS	LG	TD			
L. Lipps			5	86	25	1				S. Watson			11	177	52	1			
F. Pollard			4	48	17	0				S. Winder			4	22	8	0			
J. Stallworth			3	38	14	0				J. Wright			2	16	9t	1			
W. Abercrombie			3	18	6	0				G. Willhite			2	12	8	0			
B. Cunningham			1	19	19	0				R. Alexander			1	9	9	0			
R. Thompson			1	15	15	0													
Total			17	224	25	1				Total			20	236	52	2			
INTERCEPTIONS			NO	YDS	LG	TD				INTERCEPTIONS			NO	YDS	LG	TD			
E. Williams			1	28	28	0													
G. Dunn			1	6	6	0													
Total			2	34	28	0				Total			0	0	0	0			
PUNTING	NO	YDS	AVG	TB	IN20	LG				PUNTING	NO	YDS	AVG	TB	IN20	LG			
C. Colquitt	2	85	42.5	0	0	46				C. Norman	4	169	42.3	0	1	51			
TEAM	1	0	0.0	0	0	0													
Total	3	85	28.3	0	0	46				Total	4	169	42.3	0	1	51			
PUNT RETURNS			NO	FC	YDS	LG	TD			PUNT RETURNS			NO	FC	YDS	LG	TD		
L. Lipps			3	0	9	7	0			G. Willhite			2	0	17	17	0		
Returns			3	0	9	7	0			Returns			2	0	17	17	0		
KICKOFF RETURNS			NO	FC	YDS	LG	TD			KICKOFF RETURNS			NO	FC	YDS	LG	TD		
L. Lipps			3		73	34	0			G. Willhite			2		56	31	0		
R. Erenberg			1		29	29	0												
Returns			4		102	34	0			Returns			2		56	31	0		
Pittsburgh Steelers	Own	Yds	TD	FF	Opp. Rec.	Yds	TD	Out	Denver Broncos	Own	Yds	TD	FF	Opp. Rec.	Yds	TD	Out		
FUMBLES	Fum	Rec.	Yds	TD	FF	Rec.	Yds	TD	FUMBLES	Fum	Rec.	Yds	TD	FF	Rec.	Yds	TD		
M. Malone	2	0	0	0	0	0	0	0	J. Elway	1	1	0	0	0	0	0	0		
L. Lipps	1	1	0	0	0	0	0	0	A. Townsend	0	0	0	0	0	1	0	0		
									T. Jackson	0	0	0	0	0	1	0	0		
									G. Willhite	1	1	0	0	0	0	0	0		
Total	3	1	0	0	0	0	0	0	Total	2	2	0	0	0	2	0	0		

### FINAL TEAM STATISTICS

	VISITOR STEELERS	HOME BRONCOS
TOTAL FIRST DOWNS	25	15
By Rushing	12	4
By Passing	13	11
By Penalty	0	0
THIRD DOWN EFFICIENCY	5-13-39%	4-13-31%
FOURTH DOWN EFFICIENCY	0-0-0%	0-1-0%
TOTAL NET YARDS	381	250
Total Offensive Plays (inc. times thrown passing)	70	64
Average gain per offensive play	5.4	3.9
NET YARDS RUSHING	169	51
Total Rushing Plays	40	22
Average gain per rushing play	4.2	2.3
NET YARDS PASSING	212	199
Times thrown — yards lost attempting to pass	2-12	4-37
Gross yards passing	224	236
PASS ATTEMPTS-COMPLETIONS-HAD INTERCEPTED	28-17-0	38-20-2
Average gain per pass play (inc. # thrown passing)	7.1	4.7
PUNTS Number and Average	3-28	4-42
Had Blocked	1	0
FGs — PATs Had Blocked	0-0	0-0
TOTAL RETURN YARDAGE (Not Including Kickoffs)	145	73
No. and Yards Punt Returns	3-9	2-17
No. and Yards Kickoff Returns	4-102	2-56
No. and Yards Interception Returns	2-34	0-0
PENALTIES Number and Yards	4-30	1-5
FUMBLES Number and Lost	3-2	2-0
TOUCHDOWNS	3	2
Rushing	2	0
Passing	1	2
Returns	0	0
EXTRA POINTS Made-Attempts	3-3	2-2
FIELD GOALS Made-Attempts	1-4	1-3
SAFETIES	0	0
FINAL SCORE	24	17
TIME OF POSSESSION	32:52	27:08

# 1983 AFC WILD CARD PLAYOFF GAME

## SEATTLE 31, DENVER 7

Sat., Dec. 24, 1983 • 1 p.m. PST • Kingdome • Seattle, Wash.

Weather: Indoors • Attendance: 60,752 • Time: 2:53

Seattle broke open a close contest with two second-half Dave Krieg touchdown passes as the Seahawks beat Denver 31-7 in the AFC Wild Card playoff game.

Seattle scored on its first possession of the day with a 17-yard pass from Krieg to Steve Largent. Later in the first quarter, Denver mounted a 9-play, 76-yard drive, scoring on a 13-yard pass from Steve DeBerg to Jesse Myles. Seattle cornerback Kerry Justin intercepted a DeBerg pass on Denver's next drive and the Seahawks drove to the Denver 20-yard line, with Norm Johnson converting a 37-yard field goal.

Denver then drove to the Seattle 4-yard line, but Gerald Willhite fumbled and Seattle recovered, and then ran the remaining time off the clock. The second half belonged to the Seahawks as Krieg passed for two touchdowns and running back David Hughes ran for another, making the final score 31-7.

### OFFICIALS

Referee — Red Cashion (43); Umpire — John Keck (67); Line Judge — Dick McKenzie (41); Side Judge — Gil Mace (90); Head Linesman — Sid Semon (109); Back Judge — Don Wedge (28); Field Judge — Bob Wortman (84)

### STARTING LINEUPS

Denver Broncos						Seattle Seahawks					
Offense			Defense			Offense			Defense		
WR 84	C. Sampson	LE 79	B. Chavous	TE 88	P. Metzelaars	LE 79	J. Green	LT 64	R. Essink	NT 72	J. Nash
LT 70	D. Studdard	NT 68	R. Carter	LG 65	E. Bailey	RE 77	J. Bryant	C 64	B. Bryan	LALB 50	J. Ryan
LG 54	K. Bishop	RE 75	R. Jones	C 59	B. Bush	LILB 52	J. Norman	RG 61	R. Pratt	RT 76	S. August
C 64	B. Bryan	LALB 50	J. Ryan	RG 61	R. Pratt	LILB 52	J. Norman	RT 76	S. August	TE 87	C. Young
RG 60	P. Howard	RT 72	D. Latimer	RILB 53	R. Gradishar	ROLB 57	T. Jackson	WR 80	S. Largent	LCB 26	G. Gaines
RT 76	K. Lanier	RILB 53	R. Gradishar	ROLB 57	T. Jackson	WR 80	S. Largent	LCB 26	G. Gaines	QB 17	D. Krieg
TE 85	R. Egloff	LCB 20	L. Wright	RCB 31	M. Harden	SS 45	K. Easley	FS 44	J. Harris	RB 23	S. Wilson
WR 81	S. Watson	RCB 31	M. Harden	SS 45	D. Smith	RB 28	C. Warner	FS 44	J. Harris	FB 34	N. Poole
QB 17	S. DeBerg	SS 49	D. Smith	FB 32	C. Bryant						
RB 23	S. Winder	FS 43	S. Foley								
FB 34	N. Poole										

**DENVER SUBSTITUTIONS:** 3 R. Karlis, 7 R. Karlis, 11 L. Prestridge, 21 M. Dupree, 28 R. Jackson, 29 W. Myers, 37 S. Trimble, 39 J. Myles, 45 S. Wilson, 46 D. Preston, 47 G. Willhite, 52 K. Woodard, 55 R. Dennison, 56 S. Busick, 59 D. Comeaux, 62 T. Glasic, 63 M. Cooper, 65 W. Bowyer, 66 B. Manor, 67 K. Uecker, 74 J. Baker, 77 K. Mecklenburg, 78 R. Stachowski, 82 Z. Thomas, 83 J. Sawyer, 88 R. Odoms. **DID NOT PLAY:** 8 G. Kubiak.

### FIELD GOALS (made ( ) & missed)

		N. Johnson (37)					
VISITOR	HOME	1	2	3	4	OT	TOTAL
Denver Broncos	Seattle Seahawks	7	0	0	0	—	7
		7	3	7	14	—	31

Team	Qtr	Elapsed Time	SCORING PLAY		SCORE	
			Visitor	Home	Visitor	Home
SEAHAWKS	1	4:42	S. Largent 17 yd. pass from D. Krieg (N. Johnson, kick) (8-62, 4:33)		0	7
BRONCOS	1	11:22	J. Myles 13 yd. pass from S. DeBerg (R. Karlis, kick) (9-76, 4:08)		7	7
SEAHAWKS	2	5:35	N. Johnson 37 yd. Field Goal (9-32, 4:33)		7	10
SEAHAWKS	3	7:02	P. Metzelaars 5 yd. pass from D. Krieg (N. Johnson, kick) (5-73, 3:19)		7	17
SEAHAWKS	4	0:04	P. Johns 18 yd. pass from D. Krieg (N. Johnson, kick) (9-61, 4:17)		7	24
SEAHAWKS	4	5:26	D. Hughes 2 yd. run (N. Johnson, kick) (9-64, 4:43)		7	31

### FINAL BRONCOS DEFENSIVE STATISTICS

(Based on unofficial press box totals)

Player	UT	A	TT	PD	FR	FF	S-Yds	I-Yds
J. Ryan	6	1	7	0	0	0	0-0	0-0
S. Busick	5	1	6	0	0	0	0-0	0-0
T. Jackson	5	1	6	0	0	0	0-0	0-0
R. Gradishar	4	2	6	0	0	0	0-0	0-0
M. Harden	4	2	6	0	0	0	0-0	0-0
B. Chavous	2	4	6	0	0	0	0-0	0-0
R. Carter	4	1	5	0	0	0	0-0	0-0
D. Latimer	4	1	5	0	0	0	0-0	0-0
S. Foley	2	3	5	0	0	0	0-0	0-0
R. Jones	2	3	5	0	0	0	0-0	0-0
D. Smith	4	0	4	0	0	0	0-0	0-0
L. Wright	2	0	2	0	0	0	0-0	0-0
K. Woodard	2	0	2	0	0	0	1-11	0-0
B. Manor	1	0	1	0	0	0	1-10	0-0
W. Myers	1	0	1	0	0	0	0-0	0-0
<b>Team Totals</b>	<b>48</b>	<b>19</b>	<b>67</b>	<b>0</b>	<b>0</b>	<b>0</b>	<b>2-21</b>	<b>0-0</b>

### FINAL INDIVIDUAL STATISTICS

Denver Broncos								Seattle Seahawks											
RUSHING	ATT	YDS	AVG	LG	TD			RUSHING	ATT	YDS	AVG	LG	TD						
S. Winder	16	59	3.7	35	0			C. Warner	23	99	4.3	15	0						
N. Poole	7	25	3.6	7	0			D. Hughes	3	16	5.3	9	1						
J. Elway	3	16	5.3	11	0			C. Bryant	5	15	3.0	4	0						
G. Willhite	5	16	3.2	6	0			D. Krieg	3	9	3.0	6	0						
C. Sampson	1	8	8.0	8	0			Z. Dixon	3	4	1.3	5	0						
S. Watson	1	1	1.0	1	0			J. Zorn	1	2	2.0	2	0						
Total	33	125	3.8	35	0			Total	38	145	3.8	15	1						
PASSING	ATT	CMP	YDS	TKD/ YD	TD	LG	IN	PASSING	ATT	CMP	YDS	TKD/ YD	TD	LG	IN				
S. DeBerg	19	14	131	2/19	1	22	1	D. Krieg	13	12	200	2/21	3	41	0				
J. Elway	15	10	123	0/0	0	31	1												
Total	34	24	254	2/19	1	31	2	Total	13	12	200	2/21	3	41	0				
RECEIVING		NO	YDS	LG	TD			RECEIVING		NO	YDS	LG	TD						
J. Myles	7	73	18	1				S. Largent	4	76	34	1							
S. Watson	4	51	22	0				C. Warner	3	22	9	0							
N. Poole	4	17	8	0				P. Johns	2	59	41	0							
C. Sampson	3	52	31	0				C. Young	2	38	28	0							
S. Winder	2	13	11	0				P. Metzelaars	1	5	5t	1							
Z. Thomas	1	19	19	0															
R. Egloff	1	16	16	0															
S. Wilson	1	12	12	0															
G. Willhite	1	1	1	0															
Total		24	254	31	1			Total		12	200	41	3						
INTERCEPTIONS		NO	YDS	LG	TD			INTERCEPTIONS		NO	YDS	LG	TD						
								K. Justin		1	45	45	0						
								G. Johnson		1	0	0	0						
Total		0	0	0	0			Total		2	45	45	0						
PUNTING	NO	YDS	AVG	TB	IN20	LG		PUNTING	NO	YDS	AVG	TB	IN20	LG					
L. Prestridge	4	191	47.8	0	0	49		J. West	3	125	41.7	0	0	47					
Total	4	191	47.8	0	0	49		Total	3	125	41.7	0	0	47					
PUNT RETURNS		NO	FC	YDS	LG	TD		PUNT RETURNS		NO	FC	YDS	LG	TD					
Z. Thomas		3	0	10	6	0		P. Johns		4	0	58	19	0					
Returns		3	0	10	6	0		Returns		4	0	58	19	0					
KICKOFF RETURNS		NO	FC	YDS	LG	TD		KICKOFF RETURNS		NO	FC	YDS	LG	TD					
Z. Thomas		4		81	22	0		Z. Dixon		2		43	31	0					
S. Wilson		2		37	20	0													
Returns		6		118	22	0		Returns		2		43	31	0					
Denver Broncos FUMBLES	Own Rec.	Yds	TD	FF	Rec.	Yds	TD	Bnds	Out	Seattle Seahawks FUMBLES	Own Rec.	Yds	TD	FF	Rec.	Yds	TD	Bnds	Out
G. Willhite	1	0	0	0	0	0	0	0	0	C. Warner	1	0	0	0	0	0	0	0	0
										P. Metzelaars	0	1	0	0	0	0	0	0	0
										P. Moyer	0	0	0	0	1	0	0	0	0
Total	1	0	0	0	0	0	0	0	0	Total	1	1	0	0	1	0	0	0	0

### FINAL TEAM STATISTICS

	VISITOR BRONCOS	HOME SEAHAWKS
TOTAL FIRST DOWNS	21	17
By Rushing	5	8
By Passing	14	9
By Penalty	2	0
THIRD DOWN EFFICIENCY	9-17-53%	5-10-50%
FOURTH DOWN EFFICIENCY	1-2-50%	1-1-100%
TOTAL NET YARDS	360	324
Total Offensive Plays (inc. times thrown passing)	69	53
Average gain per offensive play	5.2	6.1
NET YARDS RUSHING	125	145
Total Rushing Plays	33	38
Average gain per rushing play	3.8	3.8
NET YARDS PASSING	235	179
Times thrown — yards lost attempting to pass	2-19	2-21
Gross yards passing	254	200
PASS ATTEMPTS-COMPLETIONS-HAD INTERCEPTED	34-24-2	13-12-0
Average gain per pass play (inc. # thrown passing)	6.5	11.9
PUNTS Number and Average	4-48	3-42
Had Blocked	0	0
FGs — PATs Had Blocked	0-0	0-0
TOTAL RETURN YARDAGE (Not Including Kickoffs)	9-128	8-146
No. and Yards Punt Returns	3-10	4-58
No. and Yards Kickoff Returns	6-118	2-43
No. and Yards Interception Returns	0-0	2-45
PENALTIES Number and Yards	5-35	3-34
FUMBLES Number and Lost	1-1	1-0
TOUCHDOWNS	1	4
Rushing	0	1
Passing	1	3
Returns	0	0
EXTRA POINTS Made-Attempts	1-1	4-4
FIELD GOALS Made-Attempts	0-0	1-1
SAFETIES	0	0
FINAL SCORE	7	31
TIME OF POSSESSION	30:57	29:03



**1979 AFC WILD CARD PLAYOFF GAME**  
**HOUSTON 13, DENVER 7**  
 Sun., Dec. 23, 1979 • 3 p.m. CST • Astrodome • Houston, Texas

**Weather:** Indoors • **Attendance:** 48,776 • **Time:** 2:59

Toni Fritsch kicked two field goals to provide the margin of victory as the Houston Oilers played strong second half defense and defeated the Broncos 13-7, earning the Oilers advancement in the American Football Conference playoffs.

Fritsch opened the scoring with a 31-yard first period field goal, but Denver came back to take a 7-3 lead on a 7-yard pass from Craig Morton to running back Dave Preston, an 80-yard drive that took the Broncos 13 plays.

Houston went ahead to stay on a 3-yard burst by Earl Campbell at 14:14 of the second period. However, Campbell was injured on the play and did not return to action in the second half. Oiler quarterback Dan Pastorini and wide receiver Ken Burrough also left the contest due to injuries, both early in the second half, putting a severe crimp in the Houston attack. But the Broncos were able to move the ball for only 216 yards total offense, and the tenacious Houston defense sacked Morton times for 40 yards in losses as the Oilers held on to win.

Linebacker Bob Swenson intercepted a Gifford Nielsen pass at the Oilers 26-yard line midway through the fourth period, but two sacks of Morton led to a 50-yard field goal attempt by Fred Steinfort. Steinfort's kick hit the upright, and the Oilers later drove for a second field goal by Fritsch, this one of 20 yards, providing the final victory margin.

Denver drove to the Houston 27 at the 2-minute mark, but the Oilers defense again rose to the occasion to stifle the threat and secure the win, eliminating the Broncos from the playoffs.

## OFFICIALS

**Referee** — Gene Barth (14); **Umpire** — Bob Boylston (101); **Line Judge** — Bill Reynolds (53); **Side Judge** — Royal Cathcart (16); **Head Linesman** — Gil Mace (90); **Back Judge** — Jim Kearney (107); **Field Judge** — Bob Lewis (18)

## STARTING LINEUPS

Denver Broncos				Houston Oilers			
Offense		Defense		Offense		Defense	
WR 80	R. Upchurch	LE 79	B. Chavous	WR 00	K. Burrough	DE 69	A. Dorris
LT 70	D. Studdard	NT 68	R. Carter	LT 74	L. Gray	MG 78	C. Culpe
LG 62	T. Glassic	RE 66	B. Manor	LG 58	D. Carter	DE 65	E. Betha
C 64	B. Bryan	LOLB 51	B. Swenson	C 55	C. Mauck	LB 59	T. Washington
RG 60	P. Howard	LILB 59	J. Rizzo	RG 60	E. Fisher	LB 54	G. Bingham
TE 71	C. Minor	RILB 53	R. Gradishar	RT 70	C. Hayman	LB 53	A. Stringer
RT 88	R. Odoms	ROLB 57	T. Jackson	TE 86	M. Barber	LB 52	R. Brazile
WR 25	H. Moses	LC 20	L. Wright	WR 88	R. Caster	CB 33	J.C. Wilson
QB 7	C. Morton	RC 43	S. Foley	QB 7	D. Pastorini	CB 27	G. Sternrick
RB 24	O. Armstrong	SS 36	B. Thompson	RB 45	T. Wilson	SS 32	V. Perry
RB 32	J. Keyworth	WS 29	B. Jackson	RB 34	E. Campbell	WS 37	M. Reinfeldt

**DENVER SUBSTITUTIONS:** 11 L. Prestridge, 14 N. Weese, 15 J. Turner, 19 F. Steinfort, 23 C. Pane, 30 J. Jensen, 35 L. Canada, 40 C. West, 46. D. Preston, 50 J. Ryan, 55 K. Brown, 56 L. Evans, 58 R. Nairne, 63 J. Grant, 65 G. Hyde, 72 D. Latimer, 73 K. Clark, 81 S. Watson, 84 V. Kinney, 85 R. Egloff, 88 R. Odoms. **DID NOT PLAY:** 12 C. Penrose, 47 G. Atkinson, 78 B. Radford.

## FIELD GOALS (made ( ) &amp; missed)

F. Steinfort	50 hit upright	T. Fritsch	(31)	(20)			
		1	2	3	4	OT	TOTAL
VISITOR	Denver Broncos	7	0	0	0	—	7
HOME	Houston Oilers	3	7	0	3	—	13

Team	Qtr	Elapsed Time	SCORING PLAY	SCORE	
				Visitor	Home
OILERS	1	4:58	T. Fritsch 31 yd. Field Goal (11-64, 4:59)	0	3
BRONCOS	1	11:33	D. Preston 7 yd. pass from C. Morton (J. Turner, kick) (11-80, 6:35)	7	3
OILERS	2	14:14	E. Campbell 3 yd. run (T. Fritsch, kick) (9-74, 1:47)	7	10
OILERS	4	10:42	T. Fritsch 20 yd. Field Goal (6-17, 3:35)	7	13

## FINAL BRONCOS DEFENSIVE STATISTICS

*(Based on unofficial press box totals)*

Player	UT	A	TT	PD	FR	FF	S-Yds	I-Yds	Player	UT	A	TT	PD	FR	FF	S-Yds	I-Yds
R. Gradishar	12	1	13	2	0	0	0-0	0-0	B. Manor	2	0	2	0	0	0	0-0	0-0
R. Carter	6	4	10	2	0	0	0-0	0-0	J. Rizzo	2	0	2	0	0	0	0-0	0-0
T. Jackson	4	2	6	0	0	0	0-0	0-0	J. Ryan	2	0	2	0	0	0	0-0	0-0
B. Jackson	4	1	5	0	0	0	0-0	0-0	L. Canada	1	0	1	0	0	0	0-0	0-0
B. Chavous	4	0	4	0	0	0	1-11	0-0	L. Evans	1	0	1	0	0	0	0-0	0-0
B. Swenson	4	0	4	1	0	0	0-0	1-0	J. Grant	1	0	1	0	0	0	0-0	0-0
D. Latimer	3	0	3	0	0	0	0-0	0-0	B. Thompson	1	0	1	0	0	0	0-0	1-12
L. Wright	3	0	3	2	0	0	0-0	0-0	C. West	1	0	1	0	0	0	0-0	0-0
S. Foley	2	0	2	2	0	0	0-0	0-0	<b>Team Totals</b>	<b>53</b>	<b>8</b>	<b>61</b>	<b>7</b>	<b>0</b>	<b>0</b>	<b>1-11</b>	<b>2-12</b>

## FINAL INDIVIDUAL STATISTICS

Denver Broncos										Houston Oilers																			
RUSHING	ATT	YDS	AVG	LG	TD					RUSHING	ATT	YDS	AVG	LG	TD														
O. Armstrong	12	51	4.3	15	0					R. Carpenter	16	59	3.7	9	0														
L. Canada	4	29	7.2	13	0					E. Campbell	16	50	3.1	9	1														
D. Preston	9	24	2.7	7	0					T. Wilson	8	21	2.6	5	0														
J. Jensen	4	5	1.2	3	0					R. Coleman	2	5	2.5	4	0														
R. Upchurch	1	3	3.0	3	0																								
C. Morton	2	0	0.0	0	0																								
Total	32	112	3.5	15	0					Total	42	135	3.2	9	1														
PASSING	ATT	CMP	YDS	TKD/YD	TD	LG	IN			PASSING	ATT	CMP	YDS	TKD/YD	TD	LG	IN												
C. Morton	27	14	144	6/40	1	25	1			D. Pastorini	18	8	147	1/11	0	41	1												
										G. Nielsen	4	2	9	0/0	0	6	1												
Total	27	14	144	6/40	1	25	1			Total	22	10	158	1/11	0	41	2												
RECEIVING				NO	YDS	LG	TD			RECEIVING				NO	YDS	LG	TD												
D. Preston				4	40	12	1			T. Wilson				4	53	20	0												
H. Moses				3	47	25	0			R. Carpenter				3	26	13	0												
O. Armstrong				2	22	13	0			R. Coleman				1	41	41	0												
R. Odums				2	3	3	0			M. Barber				1	31	31	0												
O. Egloff				1	17	17	0			E. Campbell				1	7	7	0												
J. Jensen				1	11	11	0																						
L. Canada				1	4	4	0																						
Total				14	144	25	1			Total				10	158	41	0												
INTERCEPTIONS				NO	YDS	LG	TD			INTERCEPTIONS				NO	YDS	LG	TD												
B. Thompson				1	12	12	0			G. Bingham				1	15	15	0												
B. Swenson				1	0	0	0																						
Total			2	12	12	0			Total			1	15	15	0														
PUNTING	NO	YDS	AVG	TB	IN20	LG				PUNTING	NO	YDS	AVG	TB	IN20	LG													
L. Prestridge	6	266	44.4	0	3	52				C. Parsley	5	216	43.2	0	3	49													
Total	6	266	44.4	0	3	52				Total	5	216	43.2	0	3	49													
PUNT RETURNS				NO	FC	YDS	LG	TD			PUNT RETURNS				NO	FC	YDS	LG	TD										
R. Upchurch				2	0	25	17	0			R. Ellender				5	1	42	17	0										
Returns				2	0	25	17	0			Returns				5	1	42	17	0										
KICKOFF RETURNS				NO	FC	YDS	LG	TD			KICKOFF RETURNS				NO	FC	YDS	LG	TD										
D. Preston				3	56	22	0			C. Hartwig				1	26	26	0												
R. Upchurch				1	27	27	0																						
Returns				4	83	27	0			Returns				1	26	26	0												
Denver Broncos FUMBLES	Own Rec.	Yds	TD	FF	Opp. Rec.	Yds	TD	Out Bnds											Houston Oilers FUMBLES	Own Rec.	Yds	TD	FF	Opp. Rec.	Yds	TD	Out Bnds		
C. Morton	1	1	0	0	0	0	0	0											Total	0	0	0	0	0	0	0	0	0	0
Total	1	1	0	0	0	0	0	0											Total	0	0	0	0	0	0	0	0	0	0

## FINAL TEAM STATISTICS

	VISITOR BRONCOS	HOME OILERS
TOTAL FIRST DOWNS	17	15
By Rushing	7	8
By Passing	9	6
By Penalty	1	1
THIRD DOWN EFFICIENCY	4-13-31%	7-17-40%
FOURTH DOWN EFFICIENCY	0-1-0%	0-1-0%
TOTAL NET YARDS	216	282
Total Offensive Plays (inc. times thrown passing)	65	65
Average gain per offensive play	3.3	4.3
NET YARDS RUSHING	112	135
Total Rushing Plays	32	42
Average gain per rushing play	3.5	3.2
NET YARDS PASSING	104	147
Times thrown – yards lost attempting to pass	6-40	1-11
Gross yards passing	144	158
PASS ATTEMPTS-COMPLETIONS-HAD INTERCEPTED	27-14-1	22-10-2
Average gain per pass play (inc. # thrown passing)	3.1	6.4
PUNTS Number and Average	5-45	5-43
Had Blocked	0	0
FGs – PATs Had Blocked	0-0	0-0
TOTAL RETURN YARDAGE (Not Including Kickoffs)	37	57
No. and Yards Punt Returns	2-25	5-42
No. and Yards Kickoff Returns	4-83	1-26
No. and Yards Interception Returns	2-12	1-15
PENALTIES Number and Yards	7-70	2-19
FUMBLES Number and Lost	1-0	0-0
TOUCHDOWNS	1	1
Rushing	0	1
Passing	1	0
Returns	0	0
EXTRA POINTS Made-Attempts	1-1	1-1
FIELD GOALS Made-Attempts	0-1	2-2
SAFETIES	0	0
FINAL SCORE	7	13
TIME OF POSSESSION	27:38	32:22



**SUPER BOWL XII**  
**DALLAS 27, DENVER 10**

Sun., Jan. 15, 1978 • 5:17 p.m. CST • Louisiana Superdome • New Orleans, La.

**Weather:** Indoors • **Attendance:** 76,400 • **Time:** 3:32

The Dallas Cowboys evened their Super Bowl record at 2-2 by defeating the Denver Broncos 27-10 before a sell-out crowd of 76,400, plus 90 million television viewers, the largest audience ever to watch a sporting event.

Dallas converted two pass interceptions—by safety Randy Hughes and cornerback Aaron Kyle—into 10 points and Efen Herrera added a 35-yard field goal to give the Cowboys a 13-0 half-time advantage. The Denver offense had trouble getting untracked against the hard-hitting Cowboy defense. The Broncos lost three fumbles and were intercepted twice on their last five possessions of the first half.

The Broncos came back momentarily at the outset of the third period. Craig Morton engineered a drive to the Cowboys 30-yard line from where Jim Turner booted a 47-yard field goal to make the score 13-3. After an exchange of punts, Dallas wide receiver Butch Johnson made a spectacular diving catch in the end zone to complete a 45-yard pass from Roger Staubach to put the Cowboys ahead 20-3.

However, the momentum swung back to the Broncos as Rick Upchurch returned the kickoff 67 yards to the Dallas 26. On the second play of the series, Norris Weese relieved Craig Morton at quarterback. Morton, who was intercepted only eight times during the regular season, had thrown a Super Bowl record four interceptions. Weese guided the Broncos to a touchdown—a 1-yarder by Ron Lytle—to cut the Dallas lead to 20-10 with 5:39 left in the third quarter.

But Dallas clinched the victory when running back Robert Newhouse threw a 29-yard touchdown pass to Golden Richards on an option play with 7:04 remaining in the game. It was the first pass thrown by Newhouse since the 1975 regular season. The Cowboys' offense amassed 325 yards while the defense limited the Broncos to 156 in a game that saw the Cowboys control the ball 38:34 to Denver's 21:26.

Roger Staubach completed 17 of 25 passes for 183 yards while Harvey Martin and Randy White—who were named co-MVPs—led the Cowboys defense which recovered four fumbles and intercepted four passes.

**OFFICIALS**

**Referee** — Jim Tunney (32); **Umpire** — Joe Connell (57); **Line Judge** — Art Holst (33);  
**Head Linesman** — Tony Veteri (36); **Back Judge** — Ray Douglas (5); **Field Judge** — Bob Wortman (84)

**STARTING LINEUPS**

Dallas Cowboys				Denver Broncos			
Offense		Defense		Offense		Defense	
WR 86	B. Johnson	LE 72	E. Jones	WR 82	J. Dolbin	LE 79	B. Chavous
LT 73	R. Neely	LT 75	J. Pugh	LT 74	A. Maurer	NT 68	R. Carter
LG 68	H. Scott	RT 54	R. White	LG 62	T. Glassic	RE 77	L. Alzado
C 62	J. Fitzgerald	RE 79	H. Martin	C 52	M. Montlier	LILB 51	B. Swenson
RG 64	T. Rafferty	LLB 56	T. Henderson	RG 60	P. Howard	LILB 59	J. Rizzo
RT 67	P. Donovan	MLB 53	B. Breunig	RT 71	C. Minor	RILB 53	R. Gradishar
TE 89	B. DuPree	RLB 50	D.D. Lewis	TE 88	R. Odums	ROLB 57	T. Jackson
WR 88	D. Pearson	LCB 31	B. Barnes	WR 25	H. Moses	LCB 20	L. Wright
QB 12	R. Staubach	RCB 25	A. Kyle	QB 7	C. Morton	RCB 40	S. Foley
RB 33	T. Dorsett	SS 41	C. Waters	RB 24	O. Armstrong	SS 36	B. Thompson
RB 44	R. Newhouse	FS 43	C. Harris	RB 32	J. Keyworth	FS 29	B. Jackson

**DENVER SUBSTITUTIONS:** 10 B. Dilts, 14 N. Weese, 15 J. Turner, 21 R. Polti, 30 J. Jensen, 35 L. Perrin, 40 R. Rich, 41 R. Lytle, 50 B. Maples, 55 G. Turk, 56 L. Evans, 58 R. Nairne, 63 J. Grant, 65 G. Hyde, 66 B. Manor, 70 P. Smith, 73 H. Allison, 80 R. Upchurch, 85 R. Egloff, 86 J. Schultz. **DID NOT PLAY:** 12 C. Penrose. **INACTIVE:** 26 L. Riley, 67 S. Schindler.

FIELD GOALS (made (___) & missed)						
E. Herrera (35) (43) 43WL			J. Turner (47)			
VISITOR	Dallas Cowboys	1	2	3	4	OT
HOME	Denver Broncos	0	0	10	7	—
						TOTAL
						27
						10

Team	Qtr	Elapsed Time	SCORING PLAY		SCORE	
			Visitor	Home		
COWBOYS	1	10:31	T. Dorsett 3 yd. run (E. Herrera, kick) (5-25, 2:40)			
COWBOYS	1	13:29	E. Herrera 35 yd. Field Goal (6-17, 1:56)			
COWBOYS	2	3:44	E. Herrera 43 yd. Field Goal (8-32, 3:31)			
BRONCOS	3	2:28	J. Turner 47 yd. Field Goal (9-35, 2:28)			
COWBOYS	3	8:01	B. Johnson 45 yd. pass from R. Staubach (E. Herrera, kick) (6-58, 2:29)			
BRONCOS	3	9:21	R. Lytle 1 yd. run (J. Turner, kick) (5-26, 1:20)			
COWBOYS	4	7:56	G. Richards 29 yd. pass from R. Newhouse (E. Herrera, kick) (1-29, 0:07)			

**FINAL BRONCOS DEFENSIVE STATISTICS***(Based on unofficial press box totals)*

Player	UT	A	TT	PD	FR	FF	S-Yds	I-Yds
J. Rizzo	6	3	9	1	0	0	0-0	0-0
R. Carter	6	2	8	0	1	0	2-10	0-0
R. Gradishar	5	3	8	1	0	0	0-0	0-0
T. Jackson	7	0	7	1	1	0	1-9	0-0
L. Alzado	6	1	7	0	0	0	2-16	0-0
B. Jackson	5	2	7	1	0	0	0-0	0-0
B. Swenson	4	2	6	1	0	0	0-0	0-0
B. Thompson	3	2	5	2	0	0	0-0	0-0
L. Wright	3	2	5	2	0	0	0-0	0-0
Team Totals	56	21	77	9	2	0	5-35	0-0

**FINAL INDIVIDUAL STATISTICS**

Dallas Cowboys										Denver Broncos									
RUSHING	ATT	YDS	AVG	LG	TD					RUSHING	ATT	YDS	AVG	LG	TD				
T. Dorsett	15	66	4.4	19	1					R. Lytle	10	35	3.5	16	1				
R. Newhouse	14	55	3.9	10	0					O. Armstrong	7	27	3.9	18	0				
D. White	1	13	13.0	13	0					N. Weese	3	26	8.7	10	0				
P. Pearson	3	11	3.7	5	0					J. Jensen	1	16	16.0	16	0				
R. Staubach	3	6	2.0	5	0					J. Keyworth	5	9	1.8	6	0				
S. Laidlaw	1	1	1.0	1	0					L. Perrin	3	8	2.7	4	0				
B. Johnson	1	-9	-9.0	-9	0														
Total	38	143	3.8	19	1					Total	29	121	4.2	18					
PASSING	ATT	CMP	YDS	TKD/YD	TD	LG	IN			PASSING	ATT	CMP	YDS	TKD/YD	TD	LG	IN		
R. Staubach	25	17	183	5/35	1	45t	0			C. Morton	15	4	39	2/20	0	21	4		
D. White	2	1	5	0/0	0	5	0			N. Weese	10	4	22	2/6	0	9	0		
R. Newhouse	1	1	29	0/0	1	29t	0			Total	25	8	61	4/26	0	21	4		
Total	28	19	217	5/35	2	45t	0			RECEIVING			NO	YDS	LG	TD			
RECEIVING			NO	YDS	LG	TD			RECEIVING			NO	YDS	LG	TD				
P. Pearson			5	37	11	0			J. Dolbin			2	24	15	0				
B. DuPree			4	66	19	0			R. Odoms			2	9	10	0				
R. Newhouse			3	-1	5	0			H. Moses			1	21	21	0				
B. Johnson			2	53	45t	1			R. Upchurch			1	9	9	0				
G. Richards			2	38	29t	1			J. Jensen			1	5	5	0				
T. Dorsett			2	11	15	0			L. Perrin			1	-7	-7	0				
D. Pearson			1	13	13	0			Total			8	61	21	0				
Total			19	217	45t	2			INTERCEPTIONS			NO	YDS	LG	TD				
INTERCEPTIONS			NO	YDS	LG	TD			INTERCEPTIONS			NO	YDS	LG	TD				
M. Washington			1	27	27	0			Total			0	0	0	0				
A. Kyle			1	19	19	0			PUNTING			NO	YDS	AVG	TB	IN20	LG		
B. Barnes			1	0	0	0			B. Dilts			4	153	38.2	1	1	46		
R. Hughes			1	0	0	0			Total			4	153	38.2	1	1	46		
Total			4	46	27	0			PUNT RETURNS			NO	FC	YDS	LG	TD			
PUNTING	NO	YDS	AVG	TB	IN20	LG			PUNT RETURNS			NO	FC	YDS	LG	TD			
D. White	5	208	41.6	0	0	53			R. Upchurch			3	0	22	8	0			
Total	5	208	41.6	0	0	53			J. Schultz			1	0	0	0	0			
PUNT RETURNS	NO	FC	YDS	LG	TD			Returns			3	22	8	0					
T. Hill	1	1	0	0	0			Total			6	173	67	0					
Returns	1		0	0	0			KICKOFF RETURNS			NO	FC	YDS	LG	TD				
KICKOFF RETURNS	NO	FC	YDS	LG	TD			KICKOFF RETURNS			NO	FC	YDS	LG	TD				
B. Johnson	2		29	15	0			R. Upchurch			3		94	67	0				
L. Brinson	1		22	22	0			J. Schultz			2		62	37	0				
Returns	3		51	22	0			J. Jensen			1		17	17	0				
Dallas Cowboys	Own	Opp.							Denver Broncos	Own	Opp.								
FUMBLES	Fum	Rec.	Yds	TD	FF	Rec.	Yds	TD	Fum	Rec.	Yds	TD	FF	Rec.	Yds	TD			
B. Johnson	2	2	0	0	0	0	0	0	J. Schultz	1	0	0	0	0	0	0			
T. Hill	1	1	0	0	0	0	0	0	J. Dolbin	1	0	0	0	0	0	0			
T. Dorsett	1	0	0	0	0	0	0	0	R. Odoms	1	0	0	0	0	0	0			
B. DuPree	1	0	0	0	0	0	0	0	N. Weese	1	0	0	0	0	0	0			
R. Staubach	1	0	0	0	0	0	0	0	T. Jackson	0	0	0	0	1	0	0			
J. Fitzgerald	0	1	0	0	0	0	0	0	R. Carter	0	0	0	0	0	0	0			
B. Butler (1-0), R. Hughes (2-21) each had opponent recoveries																			
Total	6	4	0	0	0	0	0	0	Total	4	0	0	0	0	2	0			

Dallas Cowboys FUMBLES: B. Johnson (2-2) and A. Kyle (1-0) each had opponent recoveries

**FINAL TEAM STATISTICS**

	VISITOR COWBOYS	HOME BRONCOS
TOTAL FIRST DOWNS	17	11
By Rushing	8	8
By Passing	8	1
By Penalty	1	2
THIRD DOWN EFFICIENCY	6-17-135%	3-14-21%
FOURTH DOWN EFFICIENCY	1-1-100%	3-4-75%
TOTAL NET YARDS	325	156
Total Offensive Plays (inc. times thrown passing)	71	58
Average gain per offensive play	4.6	2.7
NET YARDS RUSHING	143	121
Total Rushing Plays	38	29
Average gain per rushing play	3.8	4.2
NET YARDS PASSING	182	35
Times thrown - yards lost attempting to pass	5-35	4-26
Gross yards passing	217	61
PASS ATTEMPTS-COMPLETIONS-HAD INTERCEPTED	28-19-0	25-8-4
Average gain per pass play (inc. # thrown passing)	6.6	2.1
PUNTS Number and Average	5-42	4-38
Had Blocked	0	0
FGs - PATs Had Blocked	0-0	0-0
TOTAL RETURN YARDAGE (Not Including Kickoffs)	97	195
No. and Yards Punt Returns	1-0	4-22
No. and Yards Kickoff Returns	3-51	6-173
No. and Yards Interception Returns	4-46	0-0
PENALTIES Number and Yards	12-94	8-60
FUMBLES Number and Lost	6-2	4-4
TOUCHDOWNS	3	1
Rushing	1	1
Passing	2	0
Returns	0	0
EXTRA POINTS Made-Attempts	3-3	1-1
FIELD GOALS Made-Attempts	2-5	1-1
SAFETIES	0	0
FINAL SCORE	27	10
TIME OF POSSESSION	38:34	21:26



## 1977 AFC CHAMPIONSHIP GAME

DENVER 20, OAKLAND 17

Sun., Jan. 1, 1978 • 12 p.m. MST • Mile High Stadium • Denver

Weather: Mostly Sunny, 18°, Wind NE 3 mph • Attendance: 74,982 • Time: 2:55

Denver quarterback Craig Morton threw two touchdown passes to Haven Moses as the Broncos defeated the defending NFL Champion Oakland Raiders 20-17 and moved into their first Super Bowl.

Morton, who was drafted and spent nine-and-a-half years with the Cowboys, would face his former Dallas teammates after completing 10 of 20 passes for 224 yards. It would be the second meeting in five weeks for these two teams—Dallas won 14-6 in the regular season finale as Morton played only the opening series due to a bruised hip.

On a sunny, 18-degree day before 74,982 Denver partisans, the Raiders scored on their initial possession as Errol Mann kicked a 20-yard field goal to climax an 18-play drive. Morton hit Moses for their first scoring hookup two plays later on a 74-yard touchdown bomb, and the Broncos were on top to stay.

Denver took advantage of two Oakland turnovers in the second half to win its second game in three meetings with Raiders during the 1977 season. Defensive end Brison Manor recovered running back Clarence Davis' fumble at the Oakland 17 and running back Jon Keyworth scored from the 1-yard line to increase the margin to 14-3 in the third quarter.

Oakland quarterback Ken Stabler hit tight end Dave Casper on the first of two scoring passes to narrow the lead to 14-10 with 39 seconds elapsed in the final period. But on Oakland's next possession, linebacker Bob Swenson intercepted a Stabler pass and ran to the Raiders' 14. Morton then threw 12 yards to Moses for the Broncos' final touchdown. Oakland finished the scoring on the next series as Stabler threw 17 yards to Casper for the game's last touchdown.

Denver controlled the ball for the final 3:08 and gave Red Miller the AFC title in his first year as head coach. Moses, a 10-year veteran, had 5 receptions for 168 yards. The Denver defense, which was No. 1 against the rush in the NFL during the regular season, held the Raiders to 94 yards on the ground.

## OFFICIALS

Referee — Chuck Heberling (46); Umpire — Ralph Morcroft (15); Line Judge — Bruce Alford (24); Head Linesman — Ed Marion (26); Back Judge — Stan Javie (29); Field Judge — Arman Terzian (23)

## STARTING LINEUPS

Oakland Raiders					Denver Broncos				
Offense			Defense		Offense			Defense	
WR 21	C. Branch	LE 72	J. Matuszak	WR 82	J. Dolbin	DE 79	B. Chavous	DE 79	B. Chavous
LT 78	A. Shell	ME 74	D. Rowe	LT 74	A. Maurer	NT 68	R. Carter	NT 68	R. Carter
LG 63	G. Upshaw	RE 60	O. Sistrunk	LG 62	T. Glassic	DE 77	L. Alzado	DE 77	L. Alzado
C 50	D. Dalby	LB 52	F. Rice	C 52	M. Montler	LB 53	R. Gradishar	LB 53	R. Gradishar
RG 64	G. Buehler	LB 58	M. Johnson	RG 60	P. Howard	LB 51	B. Swenson	LB 51	B. Swenson
RT 70	H. Lawrence	LB 39	W. Hall	RT 71	C. Minor	LB 57	T. Jackson	LB 57	T. Jackson
TE 87	D. Casper	LB 83	T. Hendricks	TE 88	R. Odums	LB 59	J. Rizzo	LB 59	J. Rizzo
WR 25	F. Biletnikoff	CB 37	L. Hayes	WR 25	H. Moses	LC 20	L. Wright	LC 20	L. Wright
QB 12	K. Stabler	CB 24	W. Brown	QB 7	C. Morton	RC 43	S. Foley	RC 43	S. Foley
RB 28	C. Davis	S 26	S. Thomas	RB 41	R. Lytle	S 36	B. Thompson	S 36	B. Thompson
RB 30	M. van Eeghen	S 32	J. Tatum	RB 32	J. Keyworth	S 29	B. Jackson	S 29	B. Jackson

**DENVER SUBSTITUTIONS:** 10 B. Dilts, 14 N. Weese, 15 J. Turner, 21 R. Politi, 24 O. Armstrong, 30 J. Jensen, 35 L. Perrin, 40 R. Rich, 50 B. Maples, 55 G. Turk, 56 L. Evans, 58 R. Nairne, 63 J. Grant, 65 G. Hyde, 66 B. Manor, 67 S. Schindler, 70 P. Smith, 80 R. Upchurch, 85 R. Egloff, 86 J. Schultz. **DID NOT PLAY:** 12 C. Penrose. **INACTIVE:** 26 L. Riley, 73 H. Allison.

## FIELD GOALS (made (\_\_\_) &amp; missed)

E. Mann	(20)	19 hit upright	J. Turner	40WL	21 WR	44WL			
			1	2	3	4	OT	TOTAL	
VISITOR	Oakland Raiders		3	0	0	14	—	17	
HOME	Denver Broncos		7	0	7	6	—	20	

Team	Qtr	Elapsed Time	SCORING PLAY				SCORE			
							Visitor		Home	
RAIDERS	1	10:34	E. Mann 20 yd. Field Goal (18-54, 7:44)				3		0	
BRONCOS	1	11:01	H. Moses 74 yd. pass from C. Morton (J. Turner, kick) (2-69, 0:27)				3		7	
BRONCOS	3	6:23	J. Keyworth 1 yd. run (J. Turner, kick) (4-17, 1:48)				3		14	
RAIDERS	4	0:39	D. Casper 7 yd. pass from K. Stabler (E. Mann, kick) (6-48, 2:25)				10		14	
BRONCOS	4	7:17	H. Moses 12 yd. pass from C. Morton (pass failed) (3-17, 1:29)				10		20	
RAIDERS	4	11:44	D. Casper 17 yd. pass from K. Stabler (E. Mann, kick) (8-74, 4:17)				17		20	

## BRONCOS DEFENSIVE LEADERS

(Based on unofficial press box totals)

Player	UT	A	TT	PD	FR	FF	S-Yds	I-Yds	Player	UT	A	TT	PD	FR	FF	S-Yds	I-Yds
R. Gradishar	4	4	8	2	0	0	0-0	0-0	T. Jackson	4	1	5	0	0	0	0-0	0-0
L. Alzado	5	2	7	0	0	0	0-0	0-0	L. Wright	3	0	3	0	0	0	0-0	0-0
B. Jackson	6	0	6	1	0	0	0-0	0-0	B. Chavous	2	1	3	1	0	0	0-0	0-0
J. Rizzo	4	2	6	1	0	0	0-0	0-0	S. Foley	2	0	2	7	0	0	0-0	0-0
B. Swenson	4	2	6	0	0	0	0-0	1-14	L. Evans	1	0	1	0	1	0	0-0	0-0
R. Carter	3	3	6	0	0	0	1-11	0-0	R. Nairne	0	1	1	0	0	0	0-0	0-0
J. Grant	5	0	5	0	0	0	0-0	0-0	B. Manor	0	0	0	1	1	0	0-0	0-0
B. Thompson	5	0	5	0	0	0	0-0	0-0	<b>Team Totals</b>	<b>48</b>	<b>16</b>	<b>64</b>	<b>13</b>	<b>2</b>	<b>0</b>	<b>1-11</b>	<b>1-14</b>

## FINAL INDIVIDUAL STATISTICS

Oakland Raiders							Denver Broncos												
RUSHING	ATT	YDS	AVG	LG	TD		RUSHING	ATT	YDS	AVG	LG	TD							
M. van Eeghen	20	71	3.6	13	0		L. Perrin	11	42	3.8	10	0							
P. Banaszak	7	22	3.1	9	0		R. Lytle	7	26	3.7	8	0							
C. Davis	9	1	0.1	6	0		J. Keyworth	8	19	2.4	7	1							
							O. Armstrong	7	16	2.3	8	0							
							J. Jensen	1	2	2.0	2	0							
							C. Morton	2	-4	-2.0	-2	0							
							H. Moses	1	-10	-10.0	-10	0							
Total	36	94	2.6	13	0		Total	37	91	2.5	10	1							
PASSING	ATT	CMP	YDS	TKD/YD	TD	LG	IN	PASSING	ATT	CMP	YDS	TKD/YD	TD	LG	IN				
K. Stabler	35	17	215	1/11	2	26	1	C. Morton	20	10	224	1/7	2	74t	1				
Total	35	17	215	1/11	2	26	1	Total	20	10	224	1/7	2	74t	1				
RECEIVING			NO	YDS	LG	TD		RECEIVING			NO	YDS	LG	TD					
D. Casper			5	71	26	2		H. Moses			5	168	74t	2					
F. Biletnikoff			4	38	15	0		L. Perrin			2	20	16	0					
C. Branch			3	59	24	0		J. Jensen			1	20	20	0					
M. van Eeghen			2	8	5	0		R. Odoms			1	13	13	0					
M. Bradshaw			1	25	25	0		J. Keyworth			1	3	3	0					
M. Siani			1	12	12	0													
P. Banaszak			1	2	2	0													
Total			17	215	26	2		Total			10	224	74t	2					
INTERCEPTIONS			NO	YDS	LG	TD		INTERCEPTIONS			NO	YDS	LG	TD					
F. Rice			1	11	11	0		B. Swenson			1	14	14	0					
Total			1	11	11	0		Total			1	14	14	0					
PUNTING	NO	YDS	AVG	TB	IN20	LG		PUNTING	NO	YDS	AVG	TB	IN20	LG					
R. Guy	5	180	36.0	2	0	44		B. Dilts	4	163	40.8	0	1	55					
Total	5	180	36.0	2	0	44		Total	4	163	40.8	0	1	55					
PUNT RETURNS			NO	FC	YDS	LG	TD	PUNT RETURNS			NO	FC	YDS	LG	TD				
C. Garrett			2	0	5	5	0	R. Upchurch			2	0	12	9	0				
Returns			2	0	5	5	0	Returns			2	0	12	9	0				
KICKOFF RETURNS			NO	FC	YDS	LG	TD	KICKOFF RETURNS			NO	FC	YDS	LG	TD				
C. Garrett			3		111	62	0	R. Upchurch			2		33	18	0				
C. Davis			1		25	25	0	J. Schultz			1		20	20	0				
								R. Lytle			1		14	14	0				
Returns			4		136	62	0	Returns			4		67	20	0				
Oakland Raiders FUMBLES	Fum	Own Rec.	Yds	TD	FF	Rec.	Yds	TD	Out Bnds	Denver Broncos FUMBLES	Fum	Own Rec.	Yds	TD	FF	Rec.	Yds	TD	Out Bnds
C. Davis	1	0	0	0	0	0	0	0	0	B. Manor	0	0	0	0	0	1	0	0	0
C. Garrett	1	0	0	0	0	0	0	0	0	L. Evans	0	0	0	0	0	1	0	0	0
Total	2	0	0	0	0	0	0	0	0	Total	0	0	0	0	0	2	0	0	0

## FINAL TEAM STATISTICS

	VISITOR RAIDERS	HOME BRONCOS
TOTAL FIRST DOWNS	20	16
By Rushing	6	6
By Passing	11	8
By Penalty	3	2
THIRD DOWN EFFICIENCY	7-16-44%	5-13-39%
FOURTH DOWN EFFICIENCY	1-1-100%	0-0-0%
TOTAL NET YARDS	298	308
Total Offensive Plays (inc. times thrown passing)	72	58
Average gain per offensive play	4.1	5.3
NET YARDS RUSHING	94	91
Total Rushing Plays	36	37
Average gain per rushing play	2.6	2.5
NET YARDS PASSING	204	217
Times thrown — yards lost attempting to pass	1-11	1-7
Gross yards passing	215	224
PASS ATTEMPTS-COMPLETIONS-HAD INTERCEPTED	35-17-1	20-10-1
Average gain per pass play (inc. # thrown passing)	5.7	10.3
PUNTS Number and Average	5-36	4-41
Had Blocked	0	0
FGs — PATs Had Blocked	0-0	0-0
TOTAL RETURN YARDAGE (Not Including Kickoffs)	152	93
No. and Yards Punt Returns	2-5	2-12
No. and Yards Kickoff Returns	4-136	4-67
No. and Yards Interception Returns	1-11	1-14
PENALTIES Number and Yards	2-6	8-46
FUMBLES Number and Lost	2-2	0-0
TOUCHDOWNS	2	3
Rushing	0	1
Passing	2	2
Returns	0	0
EXTRA POINTS Made-Attempts	2-2	2-3
FIELD GOALS Made-Attempts	1-2	0-3
SAFETIES	0	0
FINAL SCORE	17	20
TIME OF POSSESSION	32:59	27:01

## 1977 AFC DIVISIONAL PLAYOFF GAME

DENVER 34, PITTSBURGH 21

Sun., Dec. 24, 1977 • 2 p.m. MST • Mile High Stadium • Denver

**Weather:** Sunny, 43°, Wind E 9 mph • **Attendance:** 75,011 • **Time:** 3:15

After ties at 7, 14, and 21, veteran Jim Turner kicked a 44-yard field goal to put Denver ahead to stay as the Broncos—in their first playoff game ever—beat the perennial AFC Central Champion Steelers.

Leading 24-21, the Broncos capped their victory with two fourth-quarter interceptions by linebacker Tom Jackson, the last of which set up Craig Morton's 34-yard game-clinching touchdown pass to Jack Dolbin.

Denver capitalized on a blocked punt and a fumble recovery for two scores in the first half, which ended 14-14. Morton and Steeler quarterback Terry Bradshaw traded touchdown passes in the second half before Turner's kick, Jackson's interceptions, and Morton's arm kept Pittsburgh from the AFC title game for the first time in four years.

The Denver victory set up a third game between the AFC Western Champion Broncos and the AFC Wild Card Raiders, who split two regular season games.

### OFFICIALS

**Referee** — Gene Barth (14); **Umpire** — Paul Trepinski (22); **Line Judge** — Royal Cathcart (16);  
**Head Linesman** — Frank Glover (85); **Back Judge** — Bob Rice (80); **Field Judge** — Ed Merrifield (76)

### STARTING LINEUPS

Pittsburgh Steelers					Denver Broncos				
Offense			Defense		Offense			Defense	
WR 82	J. Stallworth	LE 64	S. Furness	WR 25	H. Moses	LE 79	B. Chavous	NT 68	R. Carter
LT 57	S. Davis	LT 75	J. Greene	LT 74	A. Maurer	NT 68	R. Carter	RE 77	L. Alzado
LG 55	J. Kolb	RT 63	E. Holmes	LG 62	T. Glassic	RE 77	L. Alzado	LB 51	B. Swenson
C 52	M. Webster	RE 78	D. White	C 52	M. Montlier	LB 53	R. Gradishar	LB 57	T. Jackson
RG 50	J. Clack	LB 59	J. Ham	RG 60	P. Howard	LB 59	J. Rizzo	LB 57	T. Jackson
RT 74	R. Pinney	LB 58	J. Lambert	RT 71	C. Minor	LB 57	T. Jackson	LB 57	T. Jackson
TE 79	L. Brown	LB 51	L. Toews	TE 88	R. Odoms	LB 59	J. Rizzo	LB 57	T. Jackson
WR 88	L. Swann	CB 24	J.T. Thomas	WR 82	J. Dolbin	LCB 20	L. Wright	LB 59	J. Rizzo
QB 12	T. Bradshaw	CB 45	J. Allen	QB 7	C. Morton	RCB 43	S. Foley	LB 59	J. Rizzo
RB 20	R. Bleier	S 31	D. Shell	RB 41	R. Lytle	S 36	B. Thompson	LB 59	J. Rizzo
RB 32	F. Harris	S 27	G. Edwards	RB 32	J. Keyworth	S 29	B. Jackson	LB 59	J. Rizzo

**DENVER SUBSTITUTIONS:** 10 B. Dilts, 14 N. Weese, 15 J. Turner, 21 R. Polti, 24 O. Armstrong, 30 J. Jensen, 40 R. Rich, 50 B. Maples, 55 G. Turk, 56 L. Evans, 58 R. Nairne, 63 J. Grant, 65 G. Hyde, 66 B. Manor, 67 S. Schindler, 70 P. Smith, 80 R. Upchurch, 85 R. Eglolf, 86 J. Schultz. **DID NOT PLAY:** 35 L. Perrin. **INACTIVE:** 26 L. Riley, 73 H. Allison.

#### FIELD GOALS (made (\_\_\_) & missed)

		J. Turner		(44)		(25)			
VISITOR	Pittsburgh Steelers	1	2	3	4	OT	TOTAL		
HOME	Denver Broncos	0	14	0	7	—	21		
		7	7	7	13	—	34		

Team	Qtr	Elapsed Time	SCORING PLAY								SCORE	
											Visitor	Home
BRONCOS	1	8:47	R. Lytle 7 yd. run (J. Turner, kick) (4-17, 1:56)								0	7
STEELERS	2	5:59	T. Bradshaw 1 yd. run (R. Gerela, kick) (11-56, 5:10)								7	7
BRONCOS	2	10:45	O. Armstrong 10 yd. run (J. Turner, kick) (1-10, 0:04)								7	14
STEELERS	2	13:19	F. Harris 1 yd. run (R. Gerela, kick) (9-65, 2:35)								14	14
BRONCOS	3	13:36	R. Odoms 30 yd. pass from C. Morton (J. Turner, kick) (4-41, 1:01)								14	21
STEELERS	4	4:05	L. Brown 1 yd. pass from T. Bradshaw (R. Gerela, kick) (4-61, 1:42)								21	21
BRONCOS	4	7:43	J. Turner 44 yd. Field Goal (7-39, 3:29)								21	24
BRONCOS	4	9:50	J. Turner 44 yd. Field Goal (4-2, 1:36)								21	27
BRONCOS	4	13:16	J. Dolbin 34 yd. pass from C. Morton (J. Turner, kick) (2-33, 0:13)								21	34

### BRONCOS DEFENSIVE LEADERS

(Based on unofficial press box totals)

Player	UT	A	TT	PD	FR	FF	S-Yds	I-Yds	Player	UT	A	TT	PD	FR	FF	S-Yds	I-Yds
B. Thompson	10	3	13	0	0	0	0-0	0-0	R. Rich	1	2	3	0	0	0	0-0	0-0
R. Gradishar	5	5	10	1	1	0	0-0	0-0	R. Nairne	2	1	3	0	0	0	0-0	0-0
T. Jackson	7	1	8	2	0	0	0-0	2-49	P. Smith	1	1	2	0	0	0	0-0	0-0
J. Rizzo	5	2	7	1	0	0	0-0	0-0	G. Turk	1	1	2	0	0	0	0-0	0-0
B. Swenson	4	2	6	0	0	0	0-0	0-0	J. Grant	0	2	2	0	0	0	0-0	0-0
B. Jackson	4	1	5	1	0	0	0-0	1-15	R. Carter	1	0	1	0	0	0	0-0	0-0
L. Alzado	3	2	5	0	0	0	0-0	0-0	B. Manor	1	0	1	0	0	0	0-0	0-0
B. Chavous	4	0	4	0	0	0	0-0	0-0	R. Polti	1	0	1	1	0	0	0-0	0-0
L. Wright	3	0	3	2	0	0	0-0	0-0	<b>Team Totals</b>	<b>53</b>	<b>23</b>	<b>76</b>	<b>8</b>	<b>1</b>	<b>0</b>	<b>0-0</b>	<b>3-64</b>

### FINAL INDIVIDUAL STATISTICS

Pittsburgh Steelers							Denver Broncos						
RUSHING	ATT	YDS	AVG	LG	TD		RUSHING	ATT	YDS	AVG	LG	TD	
F. Harris	28	92	3.3	20	1		O. Armstrong	11	44	4.0	29	1	
T. Bradshaw	4	21	5.3	11	1		R. Lytle	12	26	2.2	7t	1	
R. Bleier	7	14	2.0	5	0		J. Keyworth	5	20	4.4	6	0	
							J. Jensen	4	13	3.3	5	0	
							C. Morton	5	0	0.0	6	0	
<b>Total</b>	<b>39</b>	<b>127</b>	<b>3.3</b>	<b>20</b>	<b>2</b>		<b>Total</b>	<b>37</b>	<b>103</b>	<b>2.8</b>	<b>29</b>	<b>2</b>	

PITTSBURGH STEELERS							DENVER BRONCOS						
PASSING	ATT	CMP	YDS	TKD/YD	TD	LG	IN	PASSING	ATT	CMP	YDS	TKD/YD	TD
T. Bradshaw	37	19	177	0/0	1	48	3	C. Morton	23	11	164	1/9	2
<b>Total</b>	<b>37</b>	<b>19</b>	<b>177</b>	<b>0/0</b>	<b>1</b>	<b>48</b>	<b>3</b>	<b>Total</b>	<b>23</b>	<b>11</b>	<b>164</b>	<b>1/9</b>	<b>2</b>

RECEIVING							RECEIVING						
	NO	YDS	LG	TD				NO	YDS	LG	TD		
J. Stallworth	4	80	48	0			R. Odoms	5	43	30t	1		
F. Harris	4	20	12	0			H. Moses	2	45	27	0		
B. Cunningham	3	42	19	0			J. Jensen	2	33	29	0		
A. Maxson	3	11	10	0			J. Dolbin	1	34	34t	1		
R. Bleier	2	10	7	0			O. Armstrong	1	9	9	0		
R. Grossman	1	7	7	0									
L. Swann	1	6	6	0									
L. Brown	1	1	1t	1									
<b>Total</b>	<b>19</b>	<b>177</b>	<b>48</b>	<b>1</b>			<b>Total</b>	<b>11</b>	<b>164</b>	<b>34t</b>	<b>2</b>		

INTERCEPTIONS							INTERCEPTIONS						
	NO	YDS	LG	TD				NO	YDS	LG	TD		
T. Jackson	2	49	32	0			T. Jackson	1	15	15	0		
B. Jackson	1	15	15	0			B. Jackson	1	15	15	0		
<b>Total</b>	<b>3</b>	<b>64</b>	<b>32</b>	<b>0</b>			<b>Total</b>	<b>3</b>	<b>64</b>	<b>32</b>	<b>0</b>		

PUNTING							PUNTING						
	NO	YDS	AVG	TB	IN20	LG		NO	YDS	AVG	TB	IN20	LG
R. Engles	5	204	40.8	0	0	55	B. Dilts	5	188	37.6	0	1	41
<b>Total</b>	<b>5</b>	<b>204</b>	<b>40.8</b>	<b>0</b>	<b>0</b>	<b>55</b>	<b>Total</b>	<b>5</b>	<b>188</b>	<b>37.6</b>	<b>0</b>	<b>1</b>	<b>41</b>

PUNT RETURNS							PUNT RETURNS						
	NO	FC	YDS	LG	TD			NO	FC	YDS	LG	TD	
J. Smith	4	1	31	17	0		B. Thompson	2	0	5	3	0	
							J. Schultz	1	0	4	4	0	
							R. Upchurch	1	1	3	3	0	
<b>Returns</b>	<b>4</b>	<b>1</b>	<b>31</b>	<b>17</b>	<b>0</b>		<b>Returns</b>	<b>4</b>	<b>1</b>	<b>12</b>	<b>4</b>	<b>0</b>	

KICKOFF RETURNS							KICKOFF RETURNS						
	NO	FC	YDS	LG	TD			NO	FC	YDS	LG	TD	
J. Smith	4	80	34	0			R. Upchurch	3	58	26	0		
A. Maxson	1	24	24	0			J. Schultz	1	27	27	0		
<b>Returns</b>	<b>5</b>	<b>104</b>	<b>34</b>	<b>0</b>			<b>Returns</b>	<b>4</b>	<b>85</b>	<b>27</b>	<b>0</b>		

Pittsburgh Steelers							Denver Broncos						
FUMBLES	Fum	Own Rec.	Yds	TD	FF	Opp. Rec.	Yds	TD	FF	Opp. Rec.	Yds	TD	Opp. Bnds
B. Cunningham	1	1	0	0	0	0	0	0	0	1	5	0	0
F. Harris	1	0	0	0	0	0	0	0	0	0	0	0	0
J. Greene	0	0	0	0	0	1	0	0	0	0	0	0	0
<b>Total</b>	<b>2</b>	<b>1</b>	<b>0</b>	<b>0</b>	<b>0</b>	<b>1</b>	<b>0</b>	<b>0</b>	<b>0</b>	<b>1</b>	<b>5</b>	<b>0</b>	<b>0</b>

### FINAL TEAM STATISTICS

	VISITOR STEELERS	HOME BRONCOS
TOTAL FIRST DOWNS	18	15
By Rushing	10	5
By Passing	8	9
By Penalty	0	1
THIRD DOWN EFFICIENCY	11-22-50%	4-13-31%
FOURTH DOWN EFFICIENCY	1-2-50%	0-1-0%
TOTAL NET YARDS	304	258
Total Offensive Plays (inc. times thrown passing)	76	61
Average gain per offensive play	4.0	4.2
NET YARDS RUSHING	127	103
Total Rushing Plays	39	37
Average gain per rushing play	3.3	2.8
NET YARDS PASSING	177	155
Times thrown – yards lost attempting to pass	0-0	1-9
Gross yards passing	177	164
PASS ATTEMPTS-COMPLETIONS-HAD INTERCEPTED	37-19-3	23-11-0
Average gain per pass play (inc. # thrown passing)	4.8	6.5
PUNTS Number and Average	6-34	5-38
Had Blocked	1	0
FGs – PATs Had Blocked	0-0	0-0
TOTAL RETURN YARDAGE (Not Including Kickoffs)	135	161
No. and Yards Punt Returns	4-31	4-12
No. and Yards Kickoff Returns	5-104	4-85
No. and Yards Interception Returns	0-0	3-64
PENALTIES Number and Yards	10-67	3-20
FUMBLES Number and Lost	2-1	3-1
TOUCHDOWNS	3	4
Rushing	2	2
Passing	1	2
Returns	0	0
EXTRA POINTS Made-Attempts	3-3	4-4
FIELD GOALS Made-Attempts	0-0	2-2
SAFETIES	0	0
FINAL SCORE	21	34
TIME OF POSSESSION	34:26	25:34





## BRONCOS HEAD COACHING HISTORY

Season	Coach	W	L	T	Pct.
1960	Frank Filchuck	4	9	1	
1961	Frank Filchuck	3	11	0	
	<b>Filchuck's totals</b>	<b>7</b>	<b>20</b>	<b>1</b>	<b>.268</b>
1962	Jack Faulkner	7	7	0	
1963	Jack Faulkner	2	11	1	
1964	Jack Faulkner	0	4	0	
	<b>Faulkner's totals</b>	<b>9</b>	<b>22</b>	<b>1</b>	<b>.297</b>
1964	Mac Speedie	2	7	1	
1965	Mac Speedie	4	10	0	
1966	Mac Speedie	0	2	0	
	<b>Speedie's totals</b>	<b>6</b>	<b>19</b>	<b>1</b>	<b>.250</b>
1966	Ray Malavasi	4	8	0	
	<b>Malavasi's totals</b>	<b>4</b>	<b>8</b>	<b>0</b>	<b>.333</b>
1967	Lou Saban	3	11	0	
1968	Lou Saban	5	9	0	
1969	Lou Saban	5	8	1	
1970	Lou Saban	5	6	1	
1971	Lou Saban	2	6	3	
	<b>Saban's totals</b>	<b>20</b>	<b>42</b>	<b>3</b>	<b>.331</b>
1971	Jerry Smith	2	3	0	
	<b>Smith's totals</b>	<b>2</b>	<b>3</b>	<b>0</b>	<b>.400</b>
1972	John Ralston	5	9	0	
1973	John Ralston	7	5	2	
1974	John Ralston	7	6	1	
1975	John Ralston	6	8	0	
1976	John Ralston	9	5	0	
	<b>Ralston's totals</b>	<b>34</b>	<b>33</b>	<b>3</b>	<b>.507</b>
1977	Red Miller	12	2	0	
	Playoffs	2	1	0	
1978	Red Miller	10	6	0	
	Playoffs	0	1	0	
1979	Red Miller	10	6	0	
	Playoffs	0	1	0	
1980	Red Miller	8	8	0	
	<b>Miller's regular season totals</b>	<b>42</b>	<b>22</b>	<b>0</b>	<b>.645</b>
	<b>Miller's overall totals</b>	<b>42</b>	<b>25</b>	<b>0</b>	<b>.627</b>
1981	Dan Reeves	10	6	0	
1982	Dan Reeves	2	7	0	
1983	Dan Reeves	9	7	0	
	Playoffs	0	1	0	
1984	Dan Reeves	13	3	0	
	Playoffs	0	1	0	
1985	Dan Reeves	11	5	0	
1986	Dan Reeves	11	5	0	
	Playoffs	2	1	0	
1987	Dan Reeves	10	4	1	
	Playoffs	2	1	0	
1988	Dan Reeves	8	8	0	
1989	Dan Reeves	11	5	0	
	Playoffs	2	1	0	
1990	Dan Reeves	5	11	0	
1991	Dan Reeves	12	4	0	
	Playoffs	1	1	0	
1992	Dan Reeves	8	8	0	
	<b>Reeves' regular season totals</b>	<b>110</b>	<b>73</b>	<b>1</b>	<b>.600</b>
	<b>Reeves' overall totals</b>	<b>117</b>	<b>79</b>	<b>1</b>	<b>.596</b>
1993	Wade Phillips	9	7	0	
	Playoffs	0	1	0	
1994	Wade Phillips	7	9	0	
	<b>Phillips' regular season totals</b>	<b>16</b>	<b>16</b>	<b>0</b>	<b>.500</b>
	<b>Phillips' overall totals</b>	<b>16</b>	<b>17</b>	<b>0</b>	<b>.485</b>
1995	Mike Shanahan	8	8	0	
1996	Mike Shanahan	13	3	0	
	Playoffs	0	1	0	
1997	Mike Shanahan	12	4	0	
	Playoffs	4	0	0	
1998	Mike Shanahan	14	2	0	
	Playoffs	3	0	0	
1999	Mike Shanahan	6	10	0	
2000	Mike Shanahan	11	5	0	
	Playoffs	0	1	0	
2001	Mike Shanahan	8	8	0	
2002	Mike Shanahan	9	7	0	
	<b>Shanahan's regular season totals</b>	<b>81</b>	<b>47</b>	<b>0</b>	<b>.633</b>
	<b>Shanahan's overall totals</b>	<b>88</b>	<b>49</b>	<b>0</b>	<b>.642</b>



## ALL-TIME COACHES ROSTER

Vernon Banks.....1993-94	Strength & Conditioning	Ray Malavasi.....1969-70	Linebackers
Marvin Bass.....1982-83, 1985-92	Special Assistant	1964-65	Defensive Line
1984	Offensive Line	1966	Head Coach/Off. Line
Raymond Berry.....1992	Quarterbacks	1988-90	Tight Ends/Asst. O. Line
Marv Braden.....1977-80	Special Teams	1991-92	Offensive Line
<b>Jacob Burney.....2002</b>	<b>Defensive Line</b>	Jim Martin.....1962	Offensive Line
<b>Frank Bush.....1995-99</b>	<b>Linebackers</b>	Marv Matuszak.....1966	Defensive Backs
<b>2000</b>	<b>Nickel Package/Secondary</b>	Richie McCabe.....1978-82	Defensive Backs
<b>2001-02</b>	<b>Special Teams</b>	<b>Pat McPherson.....1998</b>	<b>Defensive Assistant</b>
Ken Carpenter.....1961	Assistant	<b>1999-2002</b>	<b>Offensive Assistant</b>
Rubin Carter.....1987-88	Asst. Defensive Line	Bus Mertes.....1965-66	Offensive Back
Jim Cason.....1960	Backfield	<b>Keith Millard.....2002</b>	<b>Asst. Defensive Line/</b>
Barney Chavous.....1989	Asst. Strength & Cond.	1963-65	<b>Pass Rush Specialist</b>
1990-92	Defensive Assistant	Al Miller.....1985-92	Strength & Conditioning
1993-94	Asst. Strength/Asst. Defensive Line	Red Miller.....1977-80	Head Coach
1995-99	Asst. Strength/Asst. Offensive Line	Ron Milus.....2000-02	Defensive Backs
Max Coley.....1972-76	Offensive Coordinator	Myrel Moore.....1972	Off. Line/Special Teams
Joe Collier.....1969-71	Defensive Backfield	1973-77, 1983-88	Linebackers
1972-81	Defensive Coordinator	1982	Offensive Line
1982-88	Asst. Head Coach/Def. Wide Receivers	Nick Nicolau.....1981	Special Assistant
1972-73	Linebackers	1982-87	Running Backs
<b>Larry Coyer.....2000-02</b>	<b>Linebackers</b>	Mike Nolan.....1987	Special Teams
Kay Dalton.....1974-76	Wide Receivers	1988	Spec. Teams/Def. Asst.
1986	Special Offensive Asst.	1989-92	Linebackers
Joe DeCamillis.....1991-92	Def. Quality Control	Rex Norris.....1994	Defensive Line
<b>Rick Dennison.....1995-96</b>	<b>Offensive Assistant</b>	Dwain Painter.....1997	Offensive Assistant
<b>1997-2000</b>	<b>Special Teams</b>	<b>Brian Pariani.....1995-2002</b>	<b>Tight Ends</b>
<b>2001-02</b>	<b>Offensive Line</b>	Babe Parilli.....1977-79	Quarterbacks
George Dickson.....1964-65	Defensive Backs	Wade Phillips.....1989-92	Defensive Coordinator
Dale Dodrill.....1960-63, 1966	Defensive Line	1993-94	Head Coach
Ed Donatelli.....1995-99	Defensive Backs	1977-80	Wide Receivers
Karl Dorrell.....2000-02	Wide Receivers	1981-84	Tight Ends/Special Teams
Whitey Dovell.....1967-70, 1979-80	Offensive Line	Ricky Porter.....1997-98	Offensive Assistant
1971	Spec. Teams/Tight Ends	1999	Asst. Strength & Cond.
Rod Dowhower.....1980	Offensive Coordinator	Dan Radakovich.....1983	Offensive Line
1981-82	Off. Coord./Wide Rec.	John Ralston.....1972-76	Head Coach
George Dyer.....1995-2001	Defensive Line	Dan Reeves.....1981-82	Head Coach
2002	Asst. to Head Coach	Alvin Reynolds.....1993-94	Asst. DBs/Quality Control
Hunter Enis.....1967-71	Offensive Backs	1995	Def. Asst./Asst. Def. Backs
Jim Fassel.....1993	Off. Coord./Quarterbacks	Ray Rhodes.....2001-02	Defensive Coordinator
1994	Asst. H.C./Off. Coord.	Harold Richardson.....1989-90	Special Teams
Jack Faulkner.....1962-64	Head Coach	1991-92	Spec. Teams/Tight Ends
Frank Filchok.....1960-61	Head Coach	1993-94	Spec. Asst. to H.C./Offense
Mo Forte.....1988-92	Running Backs	1977-80	Offensive Backs
1993-94	Wide Receivers	Greg Robinson.....1995-2000	Defensive Coordinator
Jerry Frei.....1972-75, 1981-82	Offensive Line	Sam Rutigliano.....1967-70	Wide Receivers
Leon Fuller.....1994	Defensive Backs	Lou Saban.....1967-71	Head Coach
Chan Gailey.....1985-86	Spec. Teams/Tight Ends	<b>Greg Saporta.....1995-2002</b>	<b>Asst. Strength &amp; Cond.</b>
1987	Tight Ends/Receivers	<b>Mike Shanahan.....1984</b>	<b>Wide Receivers</b>
1988	Quarterbacks	1985-87	<b>Offensive Coordinator</b>
1989-90	Off. Coord./Receivers	1989-90	<b>Quarterbacks</b>
Bob Gambold.....1972-73	Linebackers	1991	<b>Offensive Coordinator</b>
1974-77	Defensive Backs	<b>1995-2002</b>	<b>Head Coach</b>
<b>Alex Gibbs.....1984-87</b>	<b>Offensive Line</b>	<b>Cedric Smith.....2001-02</b>	<b>Asst. Strength &amp; Cond.</b>
<b>1995-2002</b>	<b>Asst. H.C./Off. Line</b>	Jerry Smith.....1971	Off. Line/Head Coach
<b>David Gibbs.....2001</b>	<b>Safeties</b>	Richard Smith.....1993-94	Spec. Tms./Asst. LBs
<b>2002</b>	<b>Secondary</b>	1995-96	Special Teams
Mike Giddings.....1976	Asst. Offensive Line	Rick Smith.....1996-99	Defensive Assistant
Gary Glick.....1962	Defensive Backs	Mac Speedie.....1962-64	Offensive Ends
I.J. Gorman.....1983-84	Strength & Conditioning	1964-66	Head Coach
Ken Gray.....1977-78	Offensive Line	Ernie Stautner.....1991-93	Defensive Line
Bob Griffin.....1966	Assistant	Les Steckel.....1993-94	Tight Ends
John Hadl.....1983	Quarterbacks/Receivers	John Teerlinck.....1997-2001	Pass Rush Specialist
Bishop Harris.....1993-94	Running Backs	Terry Tumey.....1999-2000	Defensive Assistant
Mike Heimerdinger.....1995-99	Wide Receivers	<b>Bobby Turner.....1995-2002</b>	<b>Running Backs</b>
George Henshaw.....1988-90	Offensive Line	<b>Rich Tuten.....1995-2002</b>	<b>Strength &amp; Conditioning</b>
1991	Wide Receivers	Doc Urich.....1972-75	Defensive Line
1992	Off. Coord./Receivers	1976	Offensive Line
Ed Hughes.....1963	Defensive Backs	1984	Special Teams
Charley Johnson.....1976	Quarterbacks	1985	Tight Ends/Asst. Off. Line
Reed Johnson.....1981	Special Teams	Doak Walker.....1966	Special Assignments
Stan Jones.....1967-71, 1976-88	Defensive Line	Charlie Waters.....1988	Special Teams
Larry Kennan.....1988	Wide Receivers	1989-92	Defensive Backs
<b>Gary Kubiak.....1995-2002</b>	<b>Off. Coordinator/QBs</b>	1993-94	Defensive Coordinator
Charlie Lee.....1981	Running Backs	1983-88	Defensive Backs
Earl Leggett.....1989-90	Defensive Line	John-Paul Young.....1993-94	Linebackers
John Levra.....1993-94	Offensive Line	Bob Zeman.....1978-82	Linebackers
Anthony Lynn.....2000-02	Assistant Special Teams	<b>Steve Watson.....2001-02</b>	<b>Defensive Assistant</b>
Dick MacPherson.....1967-68	Defensive Backs	Zaven Yaralian.....2001	Head Coach's Assistant

## ATTENDANCE MARKS

### BRONCOS LARGEST CROWDS

#### AT HOME

76,643	vs. Oakland	Nov. 11, 2002
76,105	vs. New England (Playoffs)	Jan. 4, 1987
76,098	vs. San Francisco	Dec. 23, 2000
76,089	vs. Seattle	Oct. 26, 1986
76,082	vs. Dallas	Oct. 5, 1986
76,005	vs. Cleveland (Playoffs)	Jan. 14, 1990
75,999	vs. Seattle	Sept. 13, 1987
75,993	vs. Cleveland (Playoffs)	Jan. 17, 1988
75,986	vs. Seattle	Sept. 4, 1988
75,968	vs. Houston (Playoffs)	Jan. 10, 1988
75,964	vs. Los Angeles Raiders	Sept. 26, 1988
75,951	vs. Oakland	Nov. 13, 2000
75,947	vs. Kansas City	Dec. 15, 2002
75,941	vs. Miami	Oct. 13, 2002
75,905	vs. Washington	Dec. 13, 1986
75,896	vs. Los Angeles Raiders	Nov. 19, 1991
75,868	vs. Pittsburgh (Playoffs)	Jan. 7, 1990
75,866	vs. Kansas City	Oct. 20, 1991

#### ON THE ROAD

101,063	at Pasadena (Super Bowl XXI)	Jan. 25, 1987
91,020	at Los Angeles Raiders	Oct. 28, 1984
90,153	at Los Angeles Raiders	Nov. 2, 1986
87,560	at Los Angeles Raiders	Dec. 3, 1989
81,065	at Cleveland	Oct. 5, 1980
80,272	at Buffalo (Playoffs)	Jan. 12, 1992
79,915	at Cleveland (Playoffs)	Jan. 11, 1987
79,864	at Buffalo	Oct. 5, 1975
79,439	at Kansas City	Sept. 22, 1996
78,683	at Kansas City	Sept. 19, 1999
78,637	at Cleveland	Oct. 1, 1989
78,521	at New York Jets	Dec. 8, 2002
78,458	at Buffalo	Oct. 26, 1997
78,453	at Kansas City	Sept. 20, 1993
78,446	at Kansas City	Oct. 20, 2002
78,406	at Kansas City	Dec. 17, 2000
78,305	at New York Jets	Nov. 5, 2000
78,176	at Buffalo	Sept. 18, 1989

2001-Present — INVESCO Field at Mile High  
1960-2000 — Mile High Stadium/Bears Stadium

### BRONCOS REGULAR SEASON ATTENDANCE BY SEASON

Year	Home	Road	Total	Year	Home	Road	Total
1960	91,333	115,994	207,327	1982	369,555	183,046	552,601
1961	74,508	122,315	196,823	1983	592,493	385,022	977,515
1962	178,485	146,442	324,927	1984	585,233	450,442	1,035,675
1963	132,218	165,995	298,213	1985	589,500	452,847	1,042,347
1964	118,259	166,744	285,003	1986	589,037	526,550	1,115,587
1965	219,786	215,992	435,778	1987	498,715	503,447	1,002,162
1966	192,198	203,799	395,997	1988	597,680	487,571	1,085,251
1967	231,801	247,696	479,497	1989	588,144	542,541	1,130,685
1968	281,374	278,008	559,382	1990	560,703	509,425	1,070,128
1969	326,851	276,755	603,606	1991	584,214	466,818	1,051,032
1970	355,739	330,184	685,923	1992	597,704	503,447	1,101,151
1971	358,400	377,642	736,042	1993	590,808	521,349	1,112,157
1972	361,414	412,073	773,487	1994	574,180	524,941	1,099,121
1973	356,327	351,334	707,661	1995	583,510	455,634	1,039,144
1974	347,322	354,367	701,689	1996	589,296	462,194	1,051,490
1975	342,375	347,944	690,319	1997	590,189	499,942	1,090,131
1976	436,468	349,126	785,594	1998	597,462	546,021	1,143,483
1977	524,595	370,917	895,512	1999	577,309	531,728	1,109,037
1978	598,085	470,756	1,068,841	2000	604,042	535,988	1,140,030
1979	597,521	427,040	1,024,561	2001	600,283	514,920	1,115,203
1980	593,084	473,680	1,066,764	2002	*604,904	*557,070	*1,161,974
1981	598,224	475,360	1,073,584	<b>Total</b>	<b>19,381,328</b>	<b>16,708,245</b>	<b>36,089,573</b>

\*Broncos records

### BRONCOS SEASON TICKET SALES

1960.....2,675	*1971.....47,500	*1982.....73,380	*1993.....73,182
1961.....5,775	*1972.....48,000	*1983.....73,377	*1994.....73,072
1962.....5,042	*1973.....48,000	*1984.....73,347	*1995.....73,222
1963.....7,624	*1974.....49,000	*1985.....73,309	*1996.....73,180
1964.....8,002	*1975.....49,000	*1986.....73,348	*1997.....73,275
1965.....22,905	*1976.....62,215	*1987.....74,147	*1998.....73,972
1966.....18,898	*1977.....73,089	*1988.....74,147	*1999.....73,997
1967.....24,650	*1978.....73,092	*1989.....73,952	*2000.....73,855
1968.....27,348	*1979.....73,313	*1990.....73,966	*2001.....73,825
1969.....31,936	*1980.....73,298	*1991.....73,682	*2002.....73,576
1970.....43,580	*1981.....73,380	*1992.....73,592	*2003.....73,583

\*Season tickets sold out. Every Broncos home game at Mile High Stadium (1970-2000) and INVESCO Field at Mile High (2001-02) has been a sell-out since the beginning of the 1970 season, with the exception of two replacement games played during the 1987 strike (both games were sold out before the strike). The Broncos have thus sold out 253 consecutive regular season games, and with postseason games the total reaches 266.

## BRONCOS STATISTICAL HISTORY

### TEAM OFFENSE YEAR-BY-YEAR

	Total Plays	First Downs	Rush Yards	League Rank	Pass Yards	League Rank	Total Yards	League Rank	Total Points
1960	958	248	1,195 .....8th		3,247 .....3rd		4,442 .....6th		309
1961	934	219	1,091 .....8th		2,720 .....3rd		3,811 .....7th		251
1962	885	270	1,298 .....7th		3,404 .....1st		4,702 .....4th		353
1963	832	230	1,508 .....6th		2,487 .....8th		3,995 .....7th		301
1964	905	211	1,311 .....8th		2,021 .....8th		3,332 .....8th		240
1965	959	255	1,829 .....2nd		2,640 .....3rd		4,469 .....2nd		303
1966	816	171	1,173 .....8th		1,995 .....9th		3,168 .....9th		196
1967	852	172	1,265 .....9th		1,682 .....8th		2,947 .....9th		256
1968	897	217	1,614 .....7th		2,357 .....6th		3,971 .....7th		255
1969	841	243	1,637 .....6th		2,524 .....5th		4,161 .....6th		297
1970	883	217	1,802 .....9th		2,025 .....19th		3,827 .....16th		253
1971	891	217	2,093 .....10th		2,065 .....17th		4,158 .....11th		203
1972	831	237	1,838 .....18th		2,634 .....8th		4,472 .....5th		325
1973	893	253	1,954 .....14th		2,519 .....3rd		4,473 .....6th		354
1974	861	258	2,157 .....5th		2,328 .....9th		4,485 .....5th		302
1975	964	268	1,993 .....13th		2,541 .....7th		4,534 .....10th		254
1976	901	239	1,932 .....19th		2,204 .....12th		4,136 .....16th		315
1977	887	223	2,043 .....11th		1,863 .....15th		3,906 .....17th		274
1978	1,039	294	2,451 .....8th		2,378 .....17th		4,829 .....14th		282
1979	1,044	306	2,040 .....18th		3,102 .....13th		5,142 .....12th		289
1980	992	286	1,865 .....20th		2,777 .....18th		4,642 .....25th		310
1981	1,062	306	1,895 .....21st		3,531 .....8th		5,426 .....14th		321
1982	592	170	1,018 .....17th		1,819 .....15th		2,837 .....15th		148
1983	1,025	292	1,784 .....23rd		3,027 .....20th		4,811 .....26th		302
1984	1,018	298	2,076 .....10th		2,859 .....24th		4,935 .....22nd		353
1985	<b>1,152</b>	339	1,851 .....16th		3,645 .....6th		5,496 .....10th		380
1986	1,042	319	1,678 .....20th		3,538 .....10th		5,216 .....15th		378
1987	1,070	331	1,970 .....12th		3,654 .....3rd		5,624 .....2nd		379
1988	1,077	338	1,815 .....19th		3,691 .....6th		5,506 .....8th		327
1989	1,071	308	2,092 .....6th		3,001 .....23rd		5,093 .....15th		362
1990	1,035	323	1,872 .....14th		3,341 .....7th		5,213 .....8th		331
1991	1,012	284	2,018 .....8th		2,994 .....17th		5,012 .....12th		304
1992	928	234	1,500 .....25th		2,930 .....19th		4,430 .....21st		262
1993	1,060	327	1,693 .....18th		3,768 .....4th		5,461 .....5th		373
1994	1,112	346	1,470 .....23rd		4,017 .....4th		5,487 .....6th		347
1995	1,060	344	1,995 .....5th		4,045 .....7th		6,040 .....3rd		388
1996	1,092	336	2,362 .....1st		3,429 .....13th		5,791 .....1st		391
1997	1,068	340	2,378 .....4th		3,494 .....9th		5,872 .....1st		472
1998	1,041	347	<b>2,468</b> .....2nd		3,624 .....7th		6,092 .....3rd		<b>501</b>
1999	1,053	308	1,864 .....12th		3,419 .....15th		5,283 .....14th		314
2000	1,115	<b>383</b>	2,311 .....3rd		<b>4,243</b> .....3rd		<b>6,554</b> .....2nd		485
2001	1,034	304	1,877 .....10th		2,940 .....25th		4,817 .....22nd		340
2002	1,057	357	2,266 .....5th		3,824 .....8th		6,090 .....3rd		392

League rankings for 1960-69 reflect American Football League ranking.  
The AFL had eight teams from 1960-65, nine teams from 1966-67 and 10 teams from 1968-69.  
The NFL had 26 teams from 1970-75, 28 teams from 1976-94; 30 teams from 1995-98; 31 teams from 1999-2001  
and 32 teams from 2002-Present.

### TEAM DEFENSE YEAR-BY-YEAR

	Total Plays	First Downs	Rush Yards	League Rank	Pass Yards	League Rank	Total Yards	League Rank	Total Points
1960	927	254	2,145 .....8th		2,987 .....5th		5,132 .....8th		393
1961	899	233	1,633 .....5th		2,785 .....5th		4,418 .....6th		432
1962	862	234	1,868 .....5th		2,670 .....4th		4,538 .....6th		332
1963	828	254	1,687 .....5th		3,394 .....8th		5,081 .....6th		473
1964	902	270	2,064 .....8th		2,906 .....3rd		4,970 .....7th		438
1965	850	244	1,337 .....3rd		2,960 .....7th		4,297 .....7th		392
1966	871	251	2,029 .....8th		2,515 .....3rd		4,544 .....3rd		381
1967	921	276	2,076 .....8th		3,125 .....8th		5,201 .....9th		409
1968	916	251	1,861 .....7th		3,163 .....10th		5,024 .....10th		404
1969	918	278	1,709 .....7th		2,932 .....10th		4,641 .....8th		344
1970	838	199	1,351 .....3rd		2,354 .....18th		3,705 .....7th		264
1971	825	206	1,834 .....14th		<b>1,985</b> .....5th		3,819 .....10th		275
1972	876	251	1,668 .....4th		2,183 .....16th		3,851 .....9th		350
1973	872	239	1,795 .....6th		2,440 .....24th		4,235 .....19th		296
1974	945	265	1,808 .....13th		2,583 .....24th		4,391 .....21st		294
1975	901	247	1,974 .....13th		2,032 .....7th		4,006 .....9th		307
1976	903	222	1,709 .....3rd		2,026 .....12th		3,735 .....8th		206
1977	941	217	1,530 .....1st		2,244 .....25th		3,774 .....9th		<b>148</b>
1978	1,016	251	1,979 .....6th		2,469 .....8th		4,448 .....6th		198
1979	1,033	273	1,693 .....1st		3,159 .....23rd		4,852 .....10th		262
1980	1,043	303	2,117 .....20th		3,125 .....15th		5,242 .....15th		323
1981	999	268	1,992 .....13th		2,868 .....5th		4,860 .....6th		289
1982*	<b>616</b>	<b>176</b>	<b>935</b> .....7th		2,234 .....26th		<b>3,169</b> .....24th		226
1983	1,099	321	1,938 .....10th		3,673 .....23rd		5,611 .....21st		327
1984	1,123	308	1,664 .....5th		4,023 .....27th		5,687 .....25th		241
1985	1,069	290	1,973 .....14th		3,206 .....14th		5,179 .....13th		329
1986	1,026	291	1,651 .....5th		3,296 .....16th		4,947 .....9th		327
1987	941	277	2,017 .....20th		2,796 .....5th		4,813 .....9th		288
1988	1,055	316	2,538 .....27th		2,933 .....7th		5,471 .....22nd		352
1989	977	246	1,580 .....6th		2,827 .....3rd		4,407 .....3rd		226
1990	969	306	1,963 .....17th		3,382 .....21st		5,345 .....20th		374
1991	939	242	1,794 .....19th		2,755 .....3rd		4,549 .....5th		235
1992	1,001	283	1,963 .....23rd		3,120 .....14th		5,083 .....22nd		329
1993	1,005	280	1,418 .....4th		3,731 .....27th		5,149 .....19th		284
1994	1,023	303	1,752 .....16th		4,155 .....28th		5,907 .....28th		396
1995	1,010	322	1,895 .....23rd		3,298 .....9th		5,193 .....15th		345
1996	951	261	1,331 .....1st		3,139 .....10th		4,470 .....4th		275
1997	951	258	1,803 .....16th		2,868 .....5th		4,671 .....5th		287
1998	999	283	1,287 .....3rd		3,648 .....26th		4,935 .....11th		309
1999	961	267	1,737 .....19th		3,016 .....8th		4,753 .....7th		318
2000	962	294	1,598 .....7th		3,946 .....31st		5,554 .....24th		369
2001	960	292	1,492 .....6th		3,282 .....16th		4,774 .....8th		339
2002	985	298	1,489 .....4th		3,337 .....17th		4,826 .....6th		344

\*players strike; nine-game season

League rankings for 1960-69 reflect American Football League ranking.  
The AFL had eight teams from 1960-65, nine teams from 1966-67 and 10 teams from 1968-69.  
The NFL had 26 teams from 1970-75, 28 teams from 1976-94; 30 teams from 1995-98; 31 teams from 1999-2001  
and 32 teams from 2002-Present.

## INDIVIDUAL YEAR-BY-YEAR LEADERS

### RUSHING

	YARDS	ATTEMPTS	AVG. (min. 100 att.)	TOUCHDOWNS
1960	Rolle.....501	Rolle.....130	Mingo.....3.9	Mingo.....4
1961	Stone.....505	Stone.....127	Stone.....4.0	Bukaty.....5
1962	Stone.....360	Stone.....94	Stone.....3.8	Mingo.....4
1963	Joe.....649	Joe.....154	Joe.....4.2	Joe.....4
1964	Mitchell.....590	Mitchell.....177	Joe.....3.7	Briscoe.....5
1965	Gilchrist.....954	Gilchrist.....252	Hayes.....4.1	Gilchrist.....6
1966	Hayes.....411	Hayes.....129	Hayes.....3.9	Haynes/Chobian.....2
1967	Little.....381	Little.....130	Little.....2.9	Hickey/Hayes.....4
1968	Little.....584	Little.....158	Little.....3.7	Lynch.....4
1969	Little.....729	Little.....146	Little.....5.0	Little.....6
1970	Little.....901	Little.....209	Little.....4.3	Crenshaw.....5
1971	Little.....1,133	Little.....264	Little.....4.0	Little.....6
1972	Little.....859	Little.....216	Little.....4.0	Little.....9
1973	Little.....979	Little.....256	Dawkins.....4.4	Little.....12
1974	Armstrong.....1,407	Armstrong.....263	Armstrong.....5.3	Keyworth.....10
1975	Keyworth.....725	Keyworth.....182	Keyworth.....4.0	Keyworth/Lynch.....3
1976	Armstrong.....1,008	Armstrong.....247	Armstrong.....4.1	Armstrong.....5
1977	Armstrong.....489	Armstrong.....130	Perrin.....4.1	Armstrong.....4
1978	Perrin.....455	Armstrong/Keyworth.....112	Perrin.....4.2	Perrin.....4
1979	Armstrong.....453	Armstrong.....108	Armstrong.....4.2	Armstrong.....4
1980	Jensen.....476	Preston.....111	Jensen.....4.7	Armstrong/Preston.....4
1981	Parros.....749	Preston.....183	Parros.....4.3	Lytle.....4
1982	Willhite.....347	Parros.....77	Willhite.....5.0	Willhite.....2
1983	Winder.....757	Winder.....196	Winder.....3.9	Poole.....4
1984	Winder.....1,153	Winder.....296	Winder.....3.9	Winder.....4
1985	Winder.....714	Winder.....199	Winder.....3.6	Winder.....8
1986	Winder.....789	Winder.....240	Winder.....3.3	Winder.....9
1987	Winder.....741	Winder.....196	Winder.....3.8	Winder.....6
1988	Dorsett.....703	Dorsett.....181	Dorsett.....3.9	Dorsett.....5
1989	Humphrey.....1,151	Humphrey.....294	Humphrey.....3.9	Humphrey.....7
1990	Humphrey.....1,202	Humphrey.....288	Humphrey.....4.2	Humphrey.....6
1991	Green.....1037	Green.....261	Green.....4.0	Elway.....4
1992	Green.....648	Green.....161	Green.....4.0	Lewis.....4
1993	Bernstine.....816	Bernstine.....223	Bernstine.....3.7	Delpino.....8
1994	L. Russell.....690	L. Russell.....190	L. Russell.....3.3	L. Russell.....9
1995	Davis.....1,117	Davis.....237	Davis.....4.7	Davis.....7
1996	Davis.....1,538	Davis.....345	Davis.....4.5	Davis.....13
1997	Davis.....1,750	Davis.....369	Davis.....4.7	Davis.....15
1998	<b>Davis.....2,008</b>	<b>Davis.....392</b>	Davis.....5.1	<b>Davis.....21</b>
1999	Gary.....1,159	Gary.....276	Gary.....4.2	Gary.....7
2000	Anderson.....1,487	Anderson.....297	Anderson.....5.0	Anderson.....15
2001	Davis.....701	Anderson.....175	Davis.....4.2	Anderson.....4
2002	Portis.....1,508	Portis.....273	<b>Portis.....5.5</b>	Portis.....15

### PASSING

	YARDS	ATTEMPTS	COMPLETIONS
1960	Triputka.....3,038	Triputka.....478	Triputka.....248
1961	Triputka.....1,690	Triputka.....344	Triputka.....167
1962	Triputka.....2,917	Triputka.....440	Triputka.....240
1963	Slaughter.....1,689	Slaughter.....223	Slaughter.....112
1964	Lee.....1,611	Lee.....265	Lee.....133
1965	McCormick.....1,292	McCormick.....253	McCormick.....103
1966	Chobioan.....1,110	McCormick.....193	Chobioan.....82
1967	Tensi.....1,915	Tensi.....325	Tensi.....131
1968	Briscoe.....1,589	Briscoe.....224	Briscoe.....93
1969	Tensi.....1,990	Tensi.....286	Tensi.....131
1970	Liske.....1,340	Liske.....238	Liske.....112
1971	Ramsey.....1,120	Ramsey.....178	Horn.....89
1972	Johnson.....1,783	Johnson.....238	Johnson.....132
1973	Johnson.....2,465	Johnson.....346	Johnson.....184
1974	Johnson.....1,969	Johnson.....244	Johnson.....136
1975	Ramsey.....1,562	Ramsey.....233	Ramsey.....128
1976	Ramsey.....1,931	Ramsey.....270	Ramsey.....128
1977	Morton.....1,929	Morton.....254	Morton.....131
1978	Morton.....1,802	Morton.....267	Morton.....146
1979	Morton.....2,626	Morton.....370	Morton.....183
1980	Morton.....2,150	Morton.....301	Morton.....204
1981	Morton.....2,195	Morton.....376	Morton.....225
1982	DeBerg.....1,405	DeBerg.....223	DeBerg.....131
1983	Elway.....1,663	Elway.....259	Elway.....123
1984	Elway.....2,598	Elway.....380	Elway.....214
1985	Elway.....3,891	<b>Elway.....605</b>	Elway.....327
1986	Elway.....3,485	Elway.....504	Elway.....280
1987	Elway.....3,198	Elway.....410	Elway.....224
1988	Elway.....3,309	Elway.....496	Elway.....274
1989	Elway.....3,051	Elway.....416	Elway.....223
1990	Elway.....3,526	Elway.....502	Elway.....294
1991	Elway.....2,253	Elway.....451	Elway.....242
1992	Elway.....2,242	Elway.....316	Elway.....174
1993	<b>Elway.....4,030</b>	Elway.....551	<b>Elway.....348</b>
1994	Elway.....3,490	Elway.....494	Elway.....307
1995	Elway.....3,970	Elway.....542	Elway.....316
1996	Elway.....3,328	Elway.....466	Elway.....287
1997	Elway.....3,635	Elway.....502	Elway.....280
1998	Elway.....2,806	Elway.....356	Elway.....210
1999	Griese.....3,032	Griese.....452	Griese.....261
2000	Griese.....2,688	Griese.....452	Griese.....216
2001	Griese.....2,827	Griese.....451	Griese.....275
2002	Griese.....2,827	Griese.....451	Griese.....275
	Griese.....3,214	Griese.....436	Griese.....291

## PASSING, CONT.

	COMP. PCT. (min. 50 att.)	TOUCHDOWNS	INTERCEPTIONS
1960	Triputka.....519	Triputka.....24	Triputka.....34
1961	Triputka.....486	Triputka.....10	Herring.....22
1962	Triputka.....545	Triputka.....17	Triputka.....25
1963	Slaughter.....502	Slaughter.....12	Slaughter.....14
1964	Slaughter.....513	Lee.....11	Lee.....20
1965	Slaughter.....510	McCormick.....7	McCormick.....14
1966	Chobioan.....503	McCormick.....6	McCormick.....15
1967	Tensi.....403	Tensi.....16	Tensi.....17
1968	Briscoe.....415	Briscoe.....14	Briscoe.....13
1969	Tensi.....458	Tensi.....14	Tensi.....12
1970	Liske.....471	Liske.....7	Liske.....11
1971	Horn.....514	Ramsey.....5	Horn.....14
1972	Johnson.....555	Johnson.....14	Johnson.....14
1973	Johnson.....532	Johnson.....20	Johnson.....17
1974	Johnson.....557	Johnson.....13	Johnson.....9
1975	Ramsey.....549	Ramsey.....9	Ramsey.....14
1976	Ramsey.....474	Ramsey.....11	Ramsey.....13
1977	Morton.....516	Morton.....14	Morton.....8
1978	Weese.....632	Morton.....16	Morton.....8
1979	Morton.....551	Morton.....12	Morton.....19
1980	Morton.....608	Morton.....21	Morton.....13
1981	Morton.....598	Morton.....9	Morton.....14
1982	DeBerg.....587	DeBerg.....18	DeBerg.....11
1983	DeBerg.....553	DeBerg.....22	DeBerg.....14
1984	Kubiak.....587	Elway.....19	Elway.....15
1985	Elway.....540	Elway.....19	Elway.....23
1986	Kubiak.....605	Elway.....19	Elway.....13
1987	Karcher.....549	Elway.....19	Elway.....12
1988	Kubiak.....623	Elway.....17	Elway.....19
1989	Kubiak.....582	Elway.....18	Elway.....18
1990	Elway.....586	Elway.....15	Elway.....14
1991	Elway.....537	Elway.....13	Elway.....12
1992	Elway.....551	Elway.....10	Elway.....17
1993	Elway.....632	Elway.....25	Elway.....10
1994	Elway.....621	Elway.....16	Elway.....10
1995	Elway.....583	Elway.....26	Elway.....14
1996	Elway.....616	Elway.....26	Elway.....14
1997	Elway.....558	<b>Elway.....27</b>	Elway.....11
1998	Elway.....590	Elway.....22	Elway.....10
1999	Griese.....577	Griese.....14	Griese.....14
2000	Griese.....643	Griese.....19	Frerotte.....8
2001	Griese.....610	Griese.....23	Griese.....19
2002	<b>Griese.....667</b>	Griese.....15	Griese.....15

### RECEIVING

	YARDS	AVG. (min. 20 rec.)	TOUCHDOWNS
1960	Taylor.....1,235	Carmichael.....19.3	Taylor.....12
1961	Taylor.....1,176	Frazier.....17.0	Frazier.....6
1962	Taylor.....908	Scarpitto.....19.0	Scarpitto.....6
1963	Taylor.....1,101	<b>Scarpitto.....22.0</b>	Taylor.....10
1964	Taylor.....873	Dixon.....15.7	Taylor.....7
1965	Taylor.....1,131	Scarpitto.....18.3	Taylor.....6
1966	Denson.....725	Denson.....20.1	Scarpitto.....4
1967	Crabtree/Denson.....46	Denson.....19.5	Denson.....11
1968	Crabtree.....35	Denson.....17.2	Crabtree/Denson.....5
1969	Denson.....53	Embree.....16.2	Denson.....10
1970	Denson.....47	Whalen.....14.0	Whalen.....3
1971	Anderson.....37	Simmons.....16.1	Harrison.....2
1972	Sherman.....38	Sherman.....17.4	Moses.....5
1973	Odoms.....43	Moses.....18.5	Moses.....8
1974	Odoms.....42	Moses.....16.4	Odoms.....6
1975	Keyworth.....42	Dolbin.....19.1	Dolbin/Odoms.....3
1976	Armstrong.....39	Moses.....19.9	Moses.....7
1977	Odoms.....37	Moses.....53.9	Moses.....4
1978	Odoms.....54	Odoms.....82.9	Odoms.....6
1979	Upchurch.....64	Moses.....94.3	Upchurch.....7
1980	Jensen.....49	Moses.....67.4	Odoms.....6
1981	Watson.....60	Watson.....1,244	Watson.....13
1982	Parros.....37	Watson.....555	Upchurch.....3
1983	Watson.....59	Watson.....1,133	Watson.....5
1984	Watson.....69	Watson.....1,170	Watson.....7
1985	Watson.....61	Watson.....915	Watson.....5
1986	Willhite.....64	Jackson.....738	Watson.....5
1987	V. Johnson.....42	V. Johnson.....684	Winder.....7
1988	V. Johnson.....68	V. Johnson.....896	V. Johnson.....6
1989	V. Johnson.....76	V. Johnson.....1,095	V. Johnson.....4
1990	Jackson.....57	Jackson.....926	Jackson/Young.....4
1991	Young.....44	Jackson.....629	V. Johnson.....8
1992	Sharpe.....53	Sharpe.....745	Jackson.....8
1993	Sharpe.....81	Sharpe.....995	Sharpe.....9
1994	Sharpe.....87	Miller.....1,107	Miller.....5
1995	Sharpe.....63	Miller.....1,079	Miller.....14
1996	Sharpe.....80	Sharpe.....1,062	Sharpe.....10
1997	Sharpe.....72	R. Smith.....1,180	R. Smith.....12
1998	R. Smith.....86	R. Smith.....1,222	McCaffrey/Sharpe.....10
1999	R. Smith.....79	R. Smith.....1,020	McCaffrey.....7
2000	McCaffrey.....101	<b>R. Smith.....1,602</b>	McCaffrey.....9
2001	<b>R. Smith.....113</b>	R. Smith.....1,343	R. Smith.....11
2002	R. Smith.....89	R. Smith.....1,027	R. Smith.....5



## INTERCEPTIONS

	INTERCEPTIONS		RETURN YARDS
1960	Gonsoulin.....11	Gonsoulin.....	98
1961	Nugent.....7	McNamara.....	85
1962	Gonsoulin.....7	Zeman.....	133
1963	Gonsoulin.....6	Gonsoulin.....	64
1964	Brown.....9	Brown.....	140
1965	Gonsoulin.....6	Wilson.....	118
1966	Brown/Sellers.....3	Brown.....	37
1967	Sellers.....7	Wilson.....	153
1968	Jaquess.....5	Jaquess.....	64
1969	Thompson.....3	Thompson.....	92
1970	Martha.....6	Martha.....	99
1971	Thompson.....5	Thompson.....	83
1972	Mitchell.....3	Preece.....	30
1973	Jones.....4	Thompson.....	96
1974	Jones/Thompson.....5	Thompson.....	105
1975	Gradishar.....3	Thompson.....	97
1976	Jackson.....7	Jackson.....	136
1977	Thompson.....5	Wright.....	128
1978	B. Jackson/Foley.....6	B. Jackson.....	128
1979	Foley.....6	Thompson.....	57
1980	Foley.....4	Foley.....	115
1981	Foley.....3	Foley.....	81
1982	Kyle.....3	Smith.....	29
1983	Wright.....6	Harden.....	127
1984	Foley/Harden.....6	Mecklenburg.....	105
1985	Harden/L. Wright.....5	Harden.....	100
1986	Harden.....6	<b>Harden.....</b>	<b>179</b>
1987	Harden.....4	Clark.....	105
1988	Harden.....4	Robbins.....	66
1989	Braxton.....6	Braxton.....	103
1990	Atwater/Henderson/Montgomery.....2	Henderson.....	71
1991	Atwater/Smith.....5	Atwater.....	104
1992	Henderson/Smith.....4	Henderson.....	79
1993	Smith/Braxton.....3	Atwater.....	81
1994	Crockett/Hilliard/R. Jones.....2	Atwater.....	24
1995	Atwater.....3	Atwater.....	54
1996	Braxton.....9	Braxton.....	128
1997	Braxton/Crockett/Gordon.....4	Braxton.....	113
1998	Gordon.....4	Gordon.....	125
1999	James.....5	James.....	59
2000	Buckley.....6	Buckley.....	110
2001	O'Neal.....9	O'Neal.....	115
2002	O'Neal.....5	O'Neal.....	70

## PUNT RETURNS

	PUNT RETURNS		YARDS		AVG. (min. 10)
1960	Carmichael.....15	Carmichael.....	101	Carmichael.....	6.7
1961	Frazier.....18	Frazier.....	231	Frazier.....	12.8
1962	Mingo.....7	Zeman.....	59	Zeman.....	11.8
1963	Mitchell.....12	Mitchell.....	141	Mitchell.....	11.7
1964	Barry.....16	Barry.....	149	Barry.....	9.3
1965	Barry.....21	Barry.....	210	Barry.....	10.0
1966	Haynes.....10	Haynes.....	119	Haynes.....	11.9
1967	Little.....16	Little.....	270	<b>Little.....</b>	<b>16.9</b>
1968	Little.....24	Little.....	261	Little.....	10.9
1969	Thompson.....25	Thompson.....	288	Thompson.....	11.5
1970	Thompson.....23	Thompson.....	233	Thompson.....	10.1
1971	Thompson.....29	Thompson.....	274	Thompson.....	9.4
1972	Sherman.....10	Sherman.....	89	Sherman.....	8.9
1973	Thompson.....30	Thompson.....	366	Thompson.....	12.2
1974	Thompson.....26	Thompson.....	350	Thompson.....	13.5
1975	Upchurch.....27	Upchurch.....	312	Thompson.....	12.2
1976	Upchurch.....39	Upchurch.....	536	Upchurch.....	13.7
1977	<b>Upchurch.....51</b>	<b>Upchurch.....</b>	<b>653</b>	Upchurch.....	12.8
1978	Upchurch.....36	Upchurch.....	493	Upchurch.....	13.7
1979	Upchurch.....30	Upchurch.....	304	Upchurch.....	10.1
1980	Upchurch.....37	Upchurch.....	353	Upchurch.....	9.5
1981	Manning.....41	Manning.....	378	Manning.....	9.2
1982	Upchurch.....15	Upchurch.....	242	Upchurch.....	16.1
1983	Thomas.....33	Thomas.....	368	Thomas.....	11.2
1984	Willhite/Thomas.....20	Willhite.....	200	Willhite.....	10.0
1985	V. Johnson.....30	V. Johnson.....	260	Willhite.....	10.4
1986	Willhite.....42	Willhite.....	468	Willhite.....	11.1
1987	Clark.....18	Clark.....	233	Clark.....	12.9
1988	Nattiel.....22	Nattiel.....	218	Nattiel.....	9.9
1989	Bell.....21	Bell.....	143	V. Johnson.....	9.8
1990	Clark.....21	Clark.....	159	V. Johnson.....	8.4
1991	V. Johnson.....24	V. Johnson.....	174	V. Johnson.....	7.3
1992	Marshall.....33	Marshall.....	349	Marshall.....	10.6
1993	Milburn.....40	Milburn.....	425	Milburn.....	10.6
1994	Milburn.....41	Milburn.....	379	Milburn.....	9.2
1995	Milburn.....31	Milburn.....	354	Milburn.....	11.4
1996	Kinchen.....26	Kinchen.....	300	R. Smith.....	12.3
1997	Gordon.....40	Gordon.....	543	Gordon.....	13.6
1998	Gordon.....34	Gordon.....	379	Gordon.....	11.1
1999	Watson.....44	Watson.....	334	Watson.....	7.6
2000	O'Neal.....34	O'Neal.....	354	O'Neal.....	10.4
2001	O'Neal.....31	O'Neal.....	405	O'Neal.....	13.1
2002	O'Neal.....30	O'Neal.....	251	O'Neal.....	8.4

## KICKOFF RETURNS

	KICKOFF RETURNS		YARDS		AVG. (min. 14)
1960	Carmichael.....22	Carmichael.....	581	Carmichael.....	26.4
1961	Frazier.....18	Frazier.....	504	Frazier.....	28.0
1962	Frazier.....19	Frazier.....	388	Frazier.....	20.4
1963	Mitchell.....37	Mitchell.....	954	Mitchell.....	25.7
1964	<b>Barry.....47</b>	Barry.....	1,245	Barry.....	26.5
1965	Haynes.....34	Haynes.....	901	Haynes.....	26.5
1966	Sellers.....19	Sellers.....	540	Sellers.....	28.4
1967	Little.....35	Little.....	942	Little.....	26.9
1968	Little.....26	Little.....	649	Little.....	25.0
1969	Williams.....23	Williams.....	574	<b>Thompson.....</b>	<b>28.5</b>
1970	Anderson.....21	Anderson.....	520	Anderson.....	24.8
1971	Anderson.....8	Little.....	199	Little.....	28.3
1972	Montgomery.....29	Montgomery.....	756	Montgomery.....	26.1
1973	Armstrong.....29	Armstrong.....	472	Armstrong.....	26.1
1974	Armstrong.....16	Armstrong.....	386	Armstrong.....	24.1
1975	Upchurch.....40	Upchurch.....	1,084	Upchurch.....	27.1
1976	Upchurch.....22	Upchurch.....	514	Perrin.....	27.9
1977	Upchurch.....20	Upchurch.....	456	Upchurch.....	22.8
1978	Perrin.....12	Perrin.....	256	Upchurch.....	27.8
1979	Pane.....18	Pane.....	354	Pane.....	19.7
1980	Brunson.....40	Brunson.....	923	Brunson.....	23.1
1981	Manning.....26	Manning.....	514	Manning.....	19.8
1982	Willhite.....17	Manning.....	346	Manning.....	23.1
1983	Thomas.....24	Thomas.....	573	Thomas.....	20.5
1984	Lang.....19	Lang.....	404	Lang.....	21.3
1985	V. Johnson.....30	V. Johnson.....	740	V. Johnson.....	24.7
1986	Bell.....23	Bell.....	531	Bell.....	23.1
1987	Bell.....15	Bell.....	323	Swanson.....	26.0
1988	Bell.....36	Bell.....	762	Bell.....	21.2
1989	Bell.....30	Bell.....	602	Bell.....	20.1
1990	Clark.....26	Clark.....	505	Clark.....	25.3
1991	Montgomery.....20	Montgomery.....	488	Montgomery.....	18.8
1992	Montgomery.....21	Montgomery.....	466	Montgomery.....	22.2
1993	Russell.....18	Russell.....	374	Montgomery.....	20.8
1994	Milburn.....37	Milburn.....	793	By not'e.....	22.7
1995	Milburn.....47	<b>Milburn.....</b>	<b>1,269</b>	Milburn.....	27.0
1996	Hebron.....45	Hebron.....	1,099	Hebron.....	24.4
1997	Hebron.....43	Hebron.....	1,009	Hebron.....	23.5
1998	Hebron.....46	Hebron.....	1,216	Hebron.....	26.4
1999	<b>Watson.....48</b>	Watson.....	1,138	Watson.....	23.7
2000	O'Neal.....46	O'Neal.....	1,102	O'Neal.....	24.0
2001	<b>Cole.....48</b>	Cole.....	1,127	Kasper.....	26.6
2002	Droughns.....20	Droughns.....	516	Kasper.....	26.2

## SCORING

	TOUCHDOWNS		FIELD GOALS		POINTS
1960	Taylor.....12	Taylor.....	18-28, 643	Mingo.....	123
1961	Frazier/Stone.....6	Hill.....	5-15, 333	Frazier.....	50
1962	Scarpitto.....6	<b>Mingo.....</b>	<b>27-39, 692</b>	Mingo.....	137
1963	Taylor.....10	Mingo.....	16-30, 533	Mingo.....	83
1964	Taylor.....7	Mingo.....	8-12, 667	Taylor.....	42
1965	Hayes/Gilchrist.....7	Kroner.....	13-29, 448	Kroner.....	71
1966	Scarpitto.....5	Kroner.....	14-25, 560	Kroner.....	62
1967	Denson.....11	Humphreys.....	7-15, 467	Denson.....	66
1968	Crabtree/Little/Denson.....5	Howfield.....	9-18, 500	Howfield.....	57
1969	Denson.....10	Howfield.....	13-29, 448	Howfield.....	75
1970	Crenshaw.....6	Howfield.....	18-32, 563	Howfield.....	81
1971	Little.....6	Turner.....	25-38, 658	Turner.....	93
1972	Little.....13	Turner.....	20-29, 690	Turner.....	97
1973	Little.....13	Turner.....	22-33, 667	Turner.....	106
1974	Armstrong.....12	Turner.....	11-21, 524	Armstrong.....	72
1975	*5 players.....4	Turner.....	21-29, 724	Turner.....	86
1976	Moses.....7	Turner.....	15-21, 714	Turner.....	81
1977	**5 players.....4	Turner.....	13-19, 684	Turner.....	76
1978	Odums.....6	Turner.....	11-22, 500	Turner.....	64
1979	Upchurch.....7	Turner.....	13-21, 619	Turner.....	71
1980	Odums.....6	Steinfort.....	26-34, 765	Steinfort.....	110
1981	Watson.....13	Steinfort.....	17-30, 567	Steinfort.....	87
1982	Upchurch.....5	Karlis.....	11-13, 846	Karlis.....	48
1983	Watson.....5	Karlis.....	21-25, 840	Karlis.....	96
1984	Watson.....7	Karlis.....	21-28, 750	Karlis.....	110
1985	Winder.....8	Karlis.....	23-38, 605	Karlis.....	110
1986	Winder.....14	Karlis.....	20-28, 715	Karlis.....	104
1987	V. Johnson/Winder.....7	Karlis.....	18-25, 720	Karlis.....	91
1988	Jackson/Sewell.....6	Karlis.....	23-36, 639	Karlis.....	105
1989	Humphrey.....8	Treadwell.....	27-33, 818	Treadwell.....	120
1990	Humphrey.....7	Treadwell.....	25-34, 735	Treadwell.....	109
1991	Elway.....6	Treadwell.....	27-36, 750	Treadwell.....	112
1992	Jackson.....8	Treadwell.....	20-24, 833	Treadwell.....	88
1993	Sharpe.....9	Elam.....	26-35, 743	Elam.....	119
1994	L. Russell.....9	Elam.....	30-37, 841	Elam.....	119
1995	Miller.....14	Elam.....	<b>31-38, 816</b>	Elam.....	132
1996	Davis.....15	Elam.....	21-28, 750	Elam.....	109
1997	Davis.....15	Elam.....	26-36, 722	Elam.....	124
1998	<b>Davis.....23</b>	Elam.....	23-27, 852	<b>Davis.....</b>	<b>138</b>
1999	Gary/McCaffrey.....7	Elam.....	29-36, 806	Elam.....	116
2000	Anderson.....15	Elam.....	18-24, 750	Elam.....	103
2001	R. Smith.....17	Elam.....	<b>31-36, 861</b>	Elam.....	124
2002	Portis.....17	Elam.....	26-36, 722	Elam.....	120

\*Keyworth, Dobbin, Little, Lynch, Odums.

\*\*Armstrong, Moses, Morton, Perrin, Upchurch.

## DEFENSE

QUARTERBACK SACKS	
1968	R. Jackson.....10.5
1969	R. Jackson.....12.5
1970	P. Smith.....11.5
1971	P. Smith.....12
1972	Alzado.....10.5
1973	P. Smith.....11
1974	Alzado.....13
1975	Alzado.....7
1976	Chavous.....8
1977	Alzado.....8
1978	Alzado.....9
1979	Manor.....6.5
1980	R. Jones.....11.5
1981	R. Jones.....9.5
1982	Chavous.....5
1983	T. Jackson.....5.5
1984	R. Jones.....11
1985	Mecklenburg.....13
1986	R. Jones.....13.5
1987	R. Jones.....7
1988	Fletcher.....9
1989	Fletcher.....12
1990	Fletcher.....11
1991	Fletcher.....13.5
1992	Fletcher.....16
1993	Fletcher.....13.5
1994	Fletcher.....7
1995	Perry.....6
1996	A. Williams.....13
1997	Tanuvasa/A. Williams.....8.5
1998	Pryce/Tanuvasa.....8.5
1999	Pryce.....13
2000	Pryce.....12
2001	Pryce/Romanowski.....7
2002	Pryce.....9

TOTAL TACKLES	
1968	R. Jackson.....91
1969	R. Jackson.....69*
1970	R. Jackson.....84*
1971	Forsberg.....98
1972	Alzado/Graham.....91
1973	P. Smith.....106
1974	T. Jackson.....116
1975	Gradishar.....177
1976	Gradishar.....198
1977	Gradishar.....219
1978	Gradishar.....286
1979	Gradishar.....235
1980	Gradishar.....250
1981	Gradishar.....258
1982	Gradishar.....151
1983	Gradishar.....224
1984	Busick.....195
1985	Harden.....82
1986	Hunley.....164
1987	Ryan.....125
1988	Kragen.....140
1989	Mecklenburg.....143
1990	Brooks.....175
1991	Brooks.....153
1992	Brooks.....170
1993	Atwater.....141
1994	Alexander.....172
1995	Atwater.....148
1996	Romanowski.....128
1997	Mobley.....162
1998	Mobley.....132
1999	Cadrez.....97
2000	Mobley.....133
2001	Mobley.....133
2002	Wilson.....199

## BRONCOS ALL-TIME SERVICE RECORDS (REGULAR SEASON)

### Most Seasons with Denver

16	John Elway, 1983-98
14	Tom Jackson, 1973-86
14	Dennis Smith, 1981-94
13	Barney Chavous, 1973-85
13	Paul Howard, 1973-75, 1977-86
13	Ken Lanier, 1981-92, 1994
13	Bill Thompson, 1969-81
12	Tyrone Braxton, 1987-93, '95-99
12	Billy Bryan, 1977-88
12	Rubin Carter, 1975-86
12	Riley Odoms, 1972-83
12	Louis Wright, 1975-86
12	Karl Mecklenburg, 1983-94

### Most Games Played with Denver

234	John Elway, 1983-98
191	Tom Jackson, 1973-86
187	Paul Howard, 1973-75, 1977-86
184	Dennis Smith, 1981-94
182	Barney Chavous, 1973-85
181	Tyrone Braxton, 1987-93, '95-99
180	Karl Mecklenburg, 1983-94
179	Bill Thompson, 1969-81
173	Ken Lanier, 1981-92, 1994
172	Simon Fletcher, 1985-95

### Most Games Started with Denver

231	John Elway, 1983-98
178	Bill Thompson, 1969-81
177	Tom Jackson, 1973-86
177	Barney Chavous, 1973-85
170	Dennis Smith, 1981-94
165	Ken Lanier, 1981-92, 1994
163	Louis Wright, 1975-86
155	Steve Atwater, 1989-98
151	Billy Bryan, 1977-88
151	Rubin Carter, 1975-86

### Most Consecutive Games Played

172	Simon Fletcher (1st in '85 through 16th in '95)
166	Ken Lanier (13th in '81 through 16th in '92)
156	Bill Thompson (1st in '71 through 16th in '81)

### Most Consecutive Games Started

156	Bill Thompson (1st in '71 through 16th in '81)
140	Simon Fletcher (1st in '87 through 16th in '95)
131	Ken Lanier (9th in '84 through 16th in '92)

## BRONCOS ALL-TIME RECORDS

### INDIVIDUAL RECORDS — OFFENSE

### TOTAL OFFENSE

#### MOST TOTAL PLAYS

<b>Career</b>	
8,027	John Elway, 1983-98
1,855	Floyd Little, 1967-75
1,844	Brian Griese, 1998-2002
1,824	Terrell Davis, 1995-2002
1,693	Craig Morton, 1977-82
1,692	Sammy Winder, 1982-90
1,305	Frank Tripucka, 1960-63
1,154	Otis Armstrong, 1973-80
991	Charley Johnson, 1972-75
951	Steve Ramsey, 1971-76

#### Season

655	John Elway, 1985
595	John Elway, 1993
583	John Elway, 1995
557	John Elway, 1986
552	John Elway, 1997
552	John Elway, 1994
552	John Elway, 1990
550	John Elway, 1988
516	John Elway, 1996
515	Frank Tripucka, 1960

#### Game

64	Elway, at Green Bay, 10/10/93
56	Slaughter, at Houston, 12/20/64
56	Tripucka, at Buffalo, 9/15/62
55	Elway, at N.Y. Giants, 11/23/86

### MOST YARDS TOTAL OFFENSE

#### (COMBINED RUSHING AND PASSING YARDS)

<b>Career</b>	
54,882	John Elway, 1983-98 (3,407/51,475)
12,279	Brian Griese, 1998-2001 (516/11,763)
12,155	Craig Morton, 1977-82 (260/11,895)
7,651	Frank Tripucka, 1960-63 (-25/7,676)
7,607	Terrell Davis, 1995-2002 (7,607/0)
7,252	Charley Johnson, 1972-75 (14/7,238)
6,437	Steve Ramsey, 1971-76 (-108/6,545)
6,366	Floyd Little, 1967-75 (6,323/43)
5,428	Sammy Winder, 1982-90 (5,428/0)
4,453	Otis Armstrong, 1973-80 (4,453/0)

#### Season

4,183	John Elway, 1993
4,146	John Elway, 1995
4,144	John Elway, 1985
3,853	John Elway, 1997
3,784	John Elway, 1990
3,742	John Elway, 1986
3,725	John Elway, 1994
3,577	John Elway, 1996
3,543	John Elway, 1988
3,511	John Elway, 1991

#### Game

458	Frerotte, vs. San Diego, 11/19/00
447	Tripucka, at Buffalo, 9/15/62
445	C. Johnson, vs. Kansas City, 11/24/74
432	Elway, at Seattle, 12/20/85
405	Elway, vs. Kansas City, 12/6/98
399	Elway, vs. Atlanta, 11/20/94
394	Elway, at Green Bay, 10/10/93
389	Griese, at Kansas City, 10/20/02

387	Elway, at San Diego, 11/29/87
387	Elway, at N.Y. Giants, 11/23/86

### MOST YARDS TOTAL OFFENSE BY A ROOKIE (COMBINED RUSHING AND PASSING YARDS)

#### Season

1,897	Marlin Briscoe, 1968 (308/1,589)
1,813	Mickey Slaughter, 1963 (124/1,689)
1,809	John Elway, 1983 (146/1,663)

#### Game

368	Elway, vs. Baltimore, 12/11/83 (23/345)
333	Briscoe, vs. Buffalo, 11/24/68 (-2/335)

### MOST TOTAL YARDS FROM SCRIMMAGE (RUSHING AND RECEIVING)

#### Career

8,887	Terrell Davis, 1995-2002 (7,607/1,280)
8,741	Floyd Little, 1967-75 (6,323/2,418)
7,997	Rod Smith, 1994-2002 (214/7,783)
7,678	Shannon Sharpe, 1990-99 (9/7,669)
6,824	Lionel Taylor, 1960-66 (12/6,812)
6,730	Sammy Winder, 1982-90 (5,428/1,302)

#### Season

2,225	Terrell Davis, 1998 (2,008/217)
2,037	Terrell Davis, 1997 (1,750/287)
1,872	Clinton Portis, 2002 (1,508/364)
1,848	Terrell Davis, 1996 (1,538/310)
1,812	Otis Armstrong, 1974 (1,407/405)
1,701	Rod Smith, 2000 (99/1,601)
1,656	Mike Anderson, 2000 (1,487/169)

#### Game

*256	Anderson, at New Orleans, 12/3/00 (251/5)
246	Portis, vs. Arizona, 12/29/02 (228/18)
236	Davis, at Buffalo, 10/26/97 (207/29)
228	Davis, vs. Cincinnati, 9/21/97 (215/13)
214	Davis, at San Diego, 11/30/97 (178/36)
213	Davis, vs. Baltimore, 10/20/96 (194/19)
212	Davis, vs. Jacksonville, 10/25/98 (136/76)

\* - NFL Rookie Record

### MOST TOTAL YARDS FROM SCRIMMAGE BY A ROOKIE (RUSHING AND RECEIVING)

#### Season

1,872	Clinton Portis, 2002 (1,508/364)
1,656	Mike Anderson, 2000 (1,487/169)
1,484	Terrell Davis, 1995 (1,117/367)

#### Game

*256	Anderson, at New Orleans, 12/3/00 (251/5)
246	Portis, vs. Arizona, 12/29/02 (228/18)
209	Anderson, at Seattle, 11/26/00 (195/14)

\* - NFL Rookie Record

### MOST COMBINED YARDAGE (RUSHING/RECEIVING/RETURNS)

#### Career

12,157	Floyd Little, 1967-75 (6,323/2,418/3,416)
10,081	Rick Upchurch, 1975-83 (349/4,369/5,363)
8,887	Terrell Davis, 1995-2002 (7,607/1,280/0)
8,385	Rod Smith, 1994-2002 (214/7,783/388)
7,678	Shannon Sharpe, 1990-99 (9/7,669/0)
7,329	V. Johnson, 1985-93, '95 (44/5,695/1,590)

## INDIVIDUAL RECORDS — OFFENSE

### MOST COMBINED YARDAGE, CONT.

Season	
2,225	Terrell Davis, 1998 (2,008/217/0)
2,080	Glyn Milburn, 1995 (266/191/1,623)
2,037	Terrell Davis, 1997 (1,750/287/0)

### Game

*404	Milburn, vs. Seattle, 12/10/95 (131/45/228)
284	Upchurch, vs. K. City, 9/21/75 (13/153/118)
256	Anderson, at New Orleans, 12/3/00 (251/5/0)

\* - NFL Record

### MOST COMBINED YARDAGE BY A ROOKIE (RUSHING/RECEIVING/RETURNS)

Season	
1,929	Upchurch, 1975 (97/436/1,396)
1,872	Portis, 2002 (1,508/364/0)
1,656	Anderson, 2000 (1,487/169/0)

### Game

284	Upchurch, vs. K. City, 9/21/75 (13/153/118)
256	Anderson, at New Orleans, 12/3/00 (251/5/0)
246	Portis, vs. Arizona, 12/29/02 (228/18/0)

### BEST AVERAGE GAIN PER PLAY

#### Career (min. 200 plays)

7.30	Craig Morton, 1977-82
7.30	Charley Johnson, 1972-75
7.16	Marlin Briscoe, 1968
7.03	Norris Weese, 1976-79
6.88	Steve Ramsey, 1971-76
6.84	John Elway, 1983-98
6.66	Brian Griese, 1998-2002
6.34	Jacky Lee, 1964-65
6.15	Pete Liske, 1969-70
6.12	Steve Tensi, 1967-70

#### Season (min. 125 plays)

8.37	Craig Morton, 1981
7.93	Charley Johnson, 1974
7.64	Brian Griese, 2000
7.53	Don Breaux, 1963
7.49	Charley Johnson, 1972
7.45	Steve Ramsey, 1976
7.36	John Elway, 1987
7.21	Steve Deberg, 1983
7.21	Craig Morton, 1977
7.16	Pete Liske, 1969
7.16	Marlin Briscoe, 1968

#### Game (min. 10 plays)

15.70	Morton, vs. San Diego, 9/27/81
14.20	Morton, vs. Detroit, 10/11/81
13.58	C. Johnson, vs. Kansas City, 9/21/75
12.45	C. Johnson, at Oakland, 10/22/72
12.39	Morton, vs. Kansas City, 12/10/78
12.37	Weese, vs. Pittsburgh, 12/16/78
12.17	C. Johnson, vs. San Diego, 10/20/74

## RUSHING

### MOST ATTEMPTS

Career	
1,655	Terrell Davis, 1995-2002
1,641	Floyd Little, 1967-75
1,493	Sammy Winder, 1982-90
1,023	Otis Armstrong, 1973-80
774	John Elway, 1983-98
699	Jon Keyworth, 1974-80
593	Bobby Humphrey, 1989-91
556	Mike Anderson, 2000-02
479	Dave Preston, 1978-83
422	Gaston Green, 1991-92

### Season

392	Terrell Davis, 1998
369	Terrell Davis, 1997
345	Terrell Davis, 1996
297	Mike Anderson, 2000
296	Sammy Winder, 1984
294	Bobby Humphrey, 1989
288	Bobby Humphrey, 1990
284	Floyd Little, 1971
276	Olandis Gary, 1999
273	Clinton Portis, 2002

### Game

42	Davis, at Buffalo (OT), 10/26/97
37	Anderson, at New Orleans, 12/3/00
37	Gary, vs. Green Bay, 10/17/99
34	Davis, at Kansas City, 11/16/97
34	Humphrey, at Buffalo, 9/30/90
34	Winder, at L.A. Raiders, 10/28/84
33	Davis, vs. San Diego, 11/11/01
33	Davis, at New York Jets, 11/5/00
32	Anderson, at Oakland, 9/17/00; Davis, vs. New England, 10/6/97; Davis, at New England, 11/17/96; Dorsett, vs. L.A. Raiders, 9/26/88; Gilchrist, at Boston, 9/24/65

### MOST ATTEMPTS BY A ROOKIE

#### Season

297	Mike Anderson, 2000
294	Bobby Humphrey, 1989
276	Olandis Gary, 1999

#### Game

37	Anderson, at New Orleans, 12/3/00
37	Gary, vs. Green Bay, 10/17/99
32	Anderson, at Oakland, 9/17/00

### MOST RUSHING YARDS

#### Career

7,607	Terrell Davis, 1995-2002
6,323	Floyd Little, 1967-75
5,428	Sammy Winder, 1982-90
4,453	Otis Armstrong, 1973-80
3,407	John Elway, 1983-98
2,653	Jon Keyworth, 1974-80
2,551	Mike Anderson, 2000-02
2,386	Bobby Humphrey, 1989-91
1,793	Dave Preston, 1978-83
1,688	Gerald Willhite, 1982-88

#### Season

2,008	Terrell Davis, 1998
1,750	Terrell Davis, 1997
1,538	Terrell Davis, 1996
1,508	Clinton Portis, 2002
1,487	Mike Anderson, 2000
1,407	Otis Armstrong, 1974
1,202	Bobby Humphrey, 1990
1,159	Olandis Gary, 1999
1,153	Sammy Winder, 1984
1,151	Bobby Humphrey, 1989

#### Game

*251	Anderson, at New Orleans, 12/3/00
228	Portis, vs. Arizona, 12/29/02
215	Davis, vs. Cincinnati, 9/21/97
208	Davis, at Seattle, 10/11/98
207	Davis, at Buffalo (OT), 10/26/97
195	Anderson, at Seattle, 11/26/00
194	Davis, vs. Baltimore, 10/20/96
191	Davis, vs. Dallas, 9/13/98
187	Anderson, at Oakland, 9/17/00
185	Gary, at Detroit, 12/25/99

\* - NFL Rookie Record

## INDIVIDUAL RECORDS — OFFENSE

### MOST RUSHING YARDS BY A ROOKIE

Season	
1,508	Clinton Portis, 2002
1,487	Mike Anderson, 2000
1,159	Olandis Gary, 1999

### Game

*251	Anderson, at New Orleans, 12/3/00
228	Portis, vs. Arizona, 12/29/02
195	Anderson, at Seattle, 11/26/00

\* - NFL Rookie Record

### BEST RUSHING AVERAGE

#### Career (min. 100 carries)

5.52	Clinton Portis, 2002
4.81	Vaughn Hebron, 1996-98
4.60	Terrell Davis, 1995-2002
4.59	Mike Anderson, 2000-02
4.44	Gerald Willhite, 1982-88
4.40	John Elway, 1983-98
4.35	Otis Armstrong, 1973-80
4.30	Joe Dawkins, 1971-73
4.21	Olandis Gary, 1999-2002
4.20	Gene Mingo, 1960-64

#### Season (min. 100 carries)

5.52	Clinton Portis, 2002
5.35	Otis Armstrong, 1974
5.12	Terrell Davis, 1998
5.01	Mike Anderson, 2000
4.99	Floyd Little, 1969
4.82	Gerald Willhite, 1984
4.74	Terrell Davis, 1997
4.71	Terrell Davis, 1995
4.71	Jim Jensen, 1980
4.62	Larry Canada, 1978
4.62	Jon Keyworth, 1974

#### Game (min. 8 rushes)

11.00	Rolle, vs. Oakland, 10/2/60
10.38	Joe, at Boston, 10/18/63
10.33	Dawkins, at Kansas City, 10/7/73
10.00	Weese, at Chicago, 12/12/76
9.87	Keyworth, at Oakland, 11/24/74
9.50	Portis, vs. Arizona, 12/29/02
9.50	Anderson, at San Francisco, 9/15/02
8.86	Little, at N.Y. Giants, 11/5/72
8.80	Russell, vs. San Diego, 9/4/94
8.75	Keyworth, at Seattle, 10/29/78 (OT)

### BEST RUSHING AVERAGE BY A ROOKIE

#### Season (min. 100 carries)

5.52	Clinton Portis, 2002
5.01	Mike Anderson, 2000
4.71	Terrell Davis, 1995

#### Game (min. 8 rushes)

10.38	Joe, at Boston, 10/18/63
10.00	Weese, at Chicago, 12/12/76
9.87	Keyworth, at Oakland, 11/24/74

### MOST RUSHING TOUCHDOWNS

#### Career

60	Terrell Davis, 1995-2002
43	Floyd Little, 1967-75
39	Sammy Winder, 1982-90
33	John Elway, 1983-98
25	Otis Armstrong, 1973-80
22	Jon Keyworth, 1973-80
21	Mike Anderson, 2000-01
17	Gerald Willhite, 1982-88
15	Clinton Portis, 2002
14	Bobby Humphrey, 1989-91

### Season

21	Terrell Davis, 1998
15	Mike Anderson, 2000
15	Terrell Davis, 1997
15	Clinton Portis, 2002
13	Terrell Davis, 1996
12	Floyd Little, 1973
10	Jon Keyworth, 1974
9	Leonard Russell, 1994
9	Sammy Winder, 1986
9	Otis Armstrong, 1974
9	Floyd Little, 1972

### Game

4	Anderson, at New Orleans, 12/3/00
3	Portis, vs. Arizona, 12/29/02; Davis, vs. Kansas City, 12/6/98; Davis, vs. Jacksonville, 10/25/98; Davis, vs. Dallas, 9/13/98; Davis, vs. Oakland, 11/24/97; Green, vs. San Diego, 9/22/91; Armstrong, vs. Houston, 12/8/74; Keyworth, vs. Kansas City, 11/18/74; Little, vs. Cincinnati, 9/16/73

### MOST RUSHING TDs BY A ROOKIE

#### Season

15	Mike Anderson, 2002
15	Mike Anderson, 2000
7	Olandis Gary, 1999
7	Terrell Davis, 1995
7	Bobby Humphrey, 1989

#### Game

4	Anderson, at New Orleans, 12/3/00
3	Portis, vs. Kansas City, 12/15/02
3	Keyworth, vs. K.C., 11/18/74

### MOST CONSECUTIVE GAMES SCORING BY RUSH

8	Davis, 1998
6	Davis, 1997-98 (last four, first two)
5	Davis, 1997
5	Winder, 1985

### LONGEST SCORING RUN

82	Gene Mingo, vs. Oakland, 10/5/62
80	Mike Anderson, at Seattle, 11/26/00
80	Floyd Little, at San Francisco, 10/25/70
72	Joe Dawkins, at Kansas City, 10/7/73
71	Terrell Davis, vs. Baltimore, 10/20/96
68	Billy Joe, at Boston, 10/18/63
67	Gaston Green, vs. Houston, 10/18/91
66	Billy Van Heusen, vs. Houston, 9/17/72
65	Terrell Davis, at Kansas City, 9/22/96
63	Terrell Davis, vs. Dallas, 9/13/98
63	Gaston Green, vs. San Diego, 9/22/91
63	Bob Scarpitto, at San Diego, 10/30/66

### LONGEST SCORING RUN BY A ROOKIE

80	Mike Anderson, at Seattle, 11/26/00
68	Billy Joe, at Boston, 10/18/63
60	Terrell Davis, at Houston, 11/26/95

### LONGEST NON-SCORING RUN

71	Olandis Gary, vs. Seattle, 12/19/99
70	Terrell Davis, at Seattle, 10/11/98
68	Henry Bell, vs. Los Angeles, 10/16/60
63	Jim Krieg, vs. San Diego, 12/10/72
62	Lonnie Perrin, vs. Baltimore, 11/27/77
59	Clinton Portis, vs. Arizona, 12/29/02
57	Terrell Davis, vs. Seattle, 12/9/01
52	Gerald Willhite, vs. Kansas City, 9/23/84
51	Billy Joe, vs. New York, 11/15/64
48	Reggie Rivers, at Cleveland, 9/27/92



## INDIVIDUAL RECORDS — OFFENSE

### LONGEST NON-SCORING RUN BY A ROOKIE

71	Olandis Gary, vs. Seattle, 12/19/99
68	Henry Bell, vs. Los Angeles, 10/16/60
63	Jim Krieg, vs. San Diego, 12/10/72

### PASSING

#### WINNING PERCENTAGE AS STARTING QUARTERBACK

148-82-1 (.643)	John Elway, 1983-98
40-24 (.625)	Craig Morton, 1977-82
27-24 (.529)	Brian Griese, 1998-2002
20-18-3 (.524)	Charley Johnson, 1972-75
14-17 (.452)	Steve Ramsey, 1971-76
14-27-1 (.345)	Frank Tripucka, 1960-63
7-14-1 (.341)	Steve Tensi, 1967-70

#### MOST PASSING YARDS

##### Career

51,475	John Elway, 1983-98
11,895	Craig Morton, 1977-82
11,763	Brian Griese, 1998-2002
7,676	Frank Tripucka, 1960-63
7,238	Charley Johnson, 1972-75
6,437	Steve Ramsey, 1971-76
5,153	Steve Tensi, 1967-70
3,819	Steve DeBerg, 1981-83
3,607	Mickey Slaughter, 1963-66
2,791	J. McCormick, 1963, 1965-66, '68

##### Season

4,030	John Elway, 1993
3,970	John Elway, 1995
3,891	John Elway, 1985
3,635	John Elway, 1997
3,526	John Elway, 1990
3,490	John Elway, 1994
3,485	John Elway, 1986
3,328	John Elway, 1996
3,309	John Elway, 1988
3,253	John Elway, 1991
3,214	Brian Griese, 2002

##### Game

462	Frerotte, vs. San Diego, 11/19/00
447	Tripucka, at Buffalo, 9/15/62
445	C. Johnson, vs. Kansas City, 11/18/74
432	Elway, at Seattle, 12/20/85
400	Elway, vs. Kansas City, 12/6/98
382	Elway, vs. Atlanta, 10/23/94
376	Griese, at Kansas City, 10/20/02
376	Tripucka, vs. San Diego, 9/7/62
375	Tripucka, vs. Houston, 11/6/60
371	Elway, vs. San Diego, 9/4/94

#### MOST PASSING YARDS BY A ROOKIE

##### Season

1,689	Mickey Slaughter, 1963
1,663	John Elway, 1983
1,589	Marlin Briscoe, 1968

##### Game

345	Elway, vs. Baltimore, 12/11/83 (23-34)
335	Briscoe vs. Buffalo, 11/24/68 (12-29)

#### MOST ATTEMPTS

##### Career

7,250	John Elway, 1983-98
1,678	Brian Griese, 1998-2001
1,594	Craig Morton, 1977-82
1,277	Frank Tripucka, 1960-63

970	Charley Johnson, 1972-75
919	Steve Ramsey, 1971-76
810	Steve Tensi, 1967-70
584	Mickey Slaughter, 1963-66
546	Steve DeBerg, 1981-83
537	John McCormick, 1963, 1965-66, '68

##### Season

605	John Elway, 1985
551	John Elway, 1993
542	John Elway, 1995
504	John Elway, 1986
502	John Elway, 1997
502	John Elway, 1990
496	John Elway, 1988
494	John Elway, 1994
478	Frank Tripucka, 1962
466	John Elway, 1996

##### Game

59	Elway, at Green Bay, 10/10/93
58	Frerotte, vs. San Diego, 11/19/00
56	Tripucka, at Buffalo, 9/15/62
53	Griese, at Baltimore, 9/30/02
53	Slaughter, at Houston, 12/20/64
52	Tripucka, at Houston, 11/20/60
52	Tripucka, vs Houston, 11/6/60
50	Griese, at Kansas City, 10/20/02
50	Griese, vs. New England, 10/1/00
50	Elway, vs San Diego, 11/17/85
49	Elway, at Los Angeles Raiders, 12/4/88

#### MOST ATTEMPTS BY A ROOKIE

##### Season

259	John Elway, 1983
224	Marlin Briscoe, 1968
223	Mickey Slaughter, 1963

##### Game

44	Elway, vs. Baltimore, 12/11/83
29	Briscoe vs. Buffalo, 11/24/68
28	Maddox, at Buffalo, 12/12/92

#### MOST COMPLETIONS

##### Career

4,123	John Elway, 1983-98
1,044	Brian Griese, 1998-2001
907	Craig Morton, 1977-82
662	Frank Tripucka, 1960-63
517	Charley Johnson, 1972-75
456	Steve Ramsey, 1971-76
348	Steve Tensi, 1967-70
314	Steve DeBerg, 1981-83
291	Mickey Slaughter, 1963-66
207	John McCormick, 1963, 1965-66, '68

##### Season

348	John Elway, 1993
327	John Elway, 1985
316	John Elway, 1995
307	John Elway, 1994
294	John Elway, 1990
291	Brian Griese, 2002
287	John Elway, 1996
280	John Elway, 1997
280	John Elway, 1986
274	John Elway, 1988

## INDIVIDUAL RECORDS — OFFENSE

### Game

36	Frerotte, vs. San Diego, 11/19/00
36	Elway, vs. San Diego, 9/4/94
35	Griese, at Baltimore, 9/30/02
34	Griese, vs. Oakland, 11/11/02
34	Slaughter, at Houston, 12/20/64
33	Elway, at Green Bay, 10/10/93
31	Griese, vs. New England, 10/1/00

#### MOST COMPLETIONS, CONT.

30	Griese, at Kansas City, 10/20/02
30	Griese, at Cincinnati, 10/22/00
30	Elway, vs. Washington, 9/17/95
30	Elway, vs. Cleveland, 10/30/94
30	Elway, vs. Minnesota, 11/14/93
30	Elway, vs. Seattle, 9/23/90
30	Elway, at Green Bay (at Milwaukee), 9/20/87
30	Tripucka, vs. Houston, 11/6/60

#### MOST COMPLETIONS BY A ROOKIE

##### Season

123	John Elway, 1983
112	Mickey Slaughter, 1963
93	Marlin Briscoe, 1968

##### Game

23	Elway, vs. Baltimore, 12/11/83
18	Maddox, at L.A. Raiders, 11/22/92

#### BEST COMPLETION PERCENTAGE

##### Career (min. 100 passes)

.626	Hugh Millen (107-171), 1994-95
.622	Brian Griese (1,044-1,6478), 1998-2002
.600	Bubby Brister (96-160), 1997-99
.600	Gus Frerotte (168-280), 2000-01
.581	Steve Beuerlein (68-117), 2002
.581	Gary Kubiak (173-298), 1983-91
.570	Norris Weese (143-251), 1976-79
.569	John Elway (4,123-7,250), 1983-98
.569	Craig Morton (907-1,594), 1977-82
.545	Tommy Maddox (66-121), 1992

##### Season (min. 50 passes)

.667	Brian Griese (291-436), 2002
.643	Brian Griese (216-336), 2000
.632	John Elway (348-551), 1993
.632	Norris Weese (55-87), 1978
.623	Gary Kubiak (43-69), 1988
.621	John Elway (307-494), 1994
.618	Hugh Millen (81-131), 1994
.616	John Elway (287-466), 1996
.608	Craig Morton (183-301), 1980
.598	Craig Morton (225-376), 1981

##### Game (min. 10 passes)

.944	Morton, vs San Diego (17-18), 9/27/81
.917	Elway, at L.A. Raiders (11-12), 11/2/86
.863	Morton, vs. Kansas City (19-22), 12/20/78
.842	Elway, vs. Minnesota (16-19), 11/18/84
.833	Ramsey, vs. Cleveland (10-12), 10/19/75
.826	Millen, at San Francisco (19-23), 12/17/94
.818	Elway, at Kansas City (18-22), 12/4/94
.800	Elway, at Minnesota (8-10), 11/4/90
.783	Griese, at New England (18-23), 10/27/02
.783	Elway, vs. San Diego (36-46), 9/4/94

### MOST TOUCHDOWN PASSES

##### Career

300	John Elway, 1983-98
74	Craig Morton, 1977-82
71	Brian Griese, 1998-2002
52	Charley Johnson, 1972-75
51	Frank Tripucka, 1960-63
38	Steve Tensi, 1967-70
35	Steve Ramsey, 1971-76
22	Steve DeBerg, 1981-83
22	Mickey Slaughter, 1963-66
17	John McCormick, 1963, 1965-66, '68

##### Season

27	John Elway, 1997
26	John Elway, 1996
26	John Elway, 1995
25	John Elway, 1993
24	Frank Tripucka, 1960
22	John Elway, 1998
22	John Elway, 1985
21	Craig Morton, 1981
20	Charley Johnson, 1973
19	Brian Griese, 2000
19	John Elway, 1987
19	John Elway, 1986

##### Game

5	Frerotte, vs. San Diego, 11/19/00
5	Elway, vs. Minnesota, 11/18/84
5	Tripucka, vs Buffalo, 10/28/62
4	16 times, most recently, John Elway, vs. Seattle, 12/27/98

#### MOST TOUCHDOWN PASSES BY A ROOKIE

##### Season

14	Marlin Briscoe, 1968
12	Mickey Slaughter, 1963
7	John Elway, 1983

##### Game

4	Elway, vs. Baltimore, 12/11/83
4	Briscoe, vs. Buffalo, 11/24/68
3	Maddox, vs. Dallas, 12/6/92
3	Briscoe, at San Diego, 10/20/68
3	Briscoe, vs. San Diego, 12/1/68

#### MOST INTERCEPTIONS THROWN

##### Career

226	John Elway, 1983-98
85	Frank Tripucka, 1960-63
65	Craig Morton, 1977-82
58	Steve Ramsey, 1971-76
53	Brian Griese, 1998-2002
52	Charley Johnson, 1972-75
45	Steve Tensi, 1967-70
37	Mickey Slaughter, 1963-66
33	John McCormick, 1963, 1965-66, '68
24	Steve DeBerg, 1981-83

##### Season

34	Frank Tripucka, 1960
25	Frank Tripucka, 1962
23	John Elway, 1985
22	George Herring, 1961
21	Frank Tripucka, 1961
20	Jacky Lee, 1964
19	Brian Griese, 2001
19	John Elway, 1988
19	Craig Morton, 1979
18	John Elway, 1989

## INDIVIDUAL RECORDS — OFFENSE

<b>Game</b>	
6	Horn, at Green Bay, 9/26/71
6	Herring, at Houston, 11/26/61
5	8 times, most recently, John Elway, vs. Kansas City, 12/14/85
<b>MOST INTERCEPTIONS THROWN BY A ROOKIE</b>	
<b>Season</b>	
14	John Elway, 1983
14	Mickey Slaughter, 1963
13	Marlin Briscoe, 1968
<b>Game</b>	
5	Slaughter, vs. Houston, 10/13/63
4	Maddox, vs. Dallas, 12/6/92
4	Elway, at Kansas City, 12/18/83
<b>BEST INTERCEPTION AVOIDANCE</b>	
<b>Career (min. 100 passes)</b>	
.018	Hugh Millen, 1994-95
.030	Gus Frerotte, 2000-01
.031	John Elway, 1983-98
.032	Brian Griese, 1998-2002
.038	Bubby Brister, 1997-99
.039	Craig Morton, 1977-82
.043	Steve Beuerlein, 2002
.043	Don Breaux, 1963
.047	Steve Deberg, 1981-83
<b>Season (min. 50 passes)</b>	
.012	Brian Griese, 2000
.013	Gary Kubiak, 1984
.018	John Elway, 1993
.020	John Elway, 1994
.022	John Elway, 1997
.023	Bubby Brister, 1998
.023	Hugh Millen, 1994
.026	John Elway, 1995
.026	John Elway, 1986
.027	John Elway, 1991
.028	John Elway, 1998 & 1990
<b>BEST AVERAGE GAIN PER ATTEMPT</b>	
<b>Career (min. 100 attempts)</b>	
7.91	Steve Beuerlein, 2002
7.52	Norris Weese, 1976-79
7.46	Charley Johnson, 1972-75
7.46	Craig Morton, 1977-82
7.44	Gus Frerotte, 2000-01
7.12	George Shaw, 1962
7.10	John Elway, 1983-98
7.09	Marlin Briscoe, 1968
7.01	Brian Griese, 1998-2002
7.01	Bubby Brister, 1997-99
<b>Season (min. 50 attempts)</b>	
8.65	Jacky Lee, 1965
8.50	Craig Morton, 1981
8.31	Norris Weese, 1978
8.07	Charley Johnson, 1974
8.00	Brian Griese, 2000
7.91	Steve Beuerlein, 2002
7.88	John Elway, 1998
7.84	Steve Ramsey, 1974
7.80	John Elway, 1987
<b>Game (min. 12 attempts)</b>	
17.10	Morton vs. San Diego, 9/27/81
16.45	Johnson vs. Kansas City, 9/21/75
15.70	Morton vs. Detroit, 10/11/81
13.41	Weese vs. Pittsburgh, 12/16/78

<b>BEST AVERAGE GAIN PER COMPLETION</b>	
<b>Career (min. 100 passes)</b>	
17.09	Marlin Briscoe, 1968
15.98	George Shaw, 1962
15.09	Steve Tensi, 1967-70
14.12	Steve Ramsey, 1971-76
14.00	Charley Johnson, 1972-75
13.60	Steve Beuerlein, 2002
13.54	Max Choboian, 1966
13.48	John McCormack, 1963, 1965-66, '68
13.36	Don Breaux, 1963
13.20	Norris Weese, 1976-79
<b>Season (min. 50 passes)</b>	
17.93	John Hufnagel, 1975
17.09	Marlin Briscoe, 1968
16.15	Steve Ramsey, 1972
15.98	George Shaw, 1962
15.73	Jacky Lee, 1965
15.71	Charley Johnson, 1975
15.47	Don Breaux, 1963
15.19	Steve Tensi, 1969
15.09	Steve Ramsey, 1976
15.08	Mickey Slaughter, 1963
<b>Game (min. 12 passes)</b>	
33.64	Lee at Oakland, 12/5/65
33.00	Elway at Cleveland, 10/1/89
27.92	Briscoe vs. Buffalo 11/24/68
<b>HIGHEST PASSER RATING</b>	
<b>Career (min. 500 passes)</b>	
84.1	Brian Griese, 1998-2002
79.9	John Elway, 1983-98
78.8	Craig Morton, 1977-82
73.1	Charley Johnson, 1972-75
<b>Season (min. 200 passes)</b>	
102.9	Brian Griese, 2000
93.0	John Elway, 1998
92.8	John Elway, 1993
90.5	Craig Morton, 1981
<b>HIGHEST PASSER RATING BY A ROOKIE</b>	
<b>Season (min. 200 passes)</b>	
67.2	Mickey Slaughter, 1963
63.1	Marlin Briscoe, 1968
54.9	John Elway, 1983
<b>MOST CONSECUTIVE GAMES WITH A TD</b>	
23	Griese, 2001-02 (15 games in 2001; <i>did not play in one game</i> , first eight of 2002)
15	Elway, 1995-96 (last 12 games of 1995, first three of 1996)
13	Elway 1985-86 (last 7 games of 1985, first 6 of 1986)
12	Elway 1992-93 (last game of 1992, first 11 games of 1993)
10	Elway, 1996 (5th through 15th; <i>did not play in one game</i> )
10	Johnson 1973-74 (last 8 games of 1973, first 2 games of 1974)
9	Griese, 2000 (1st 3 games, missed one due to injury, then next 6 games)
9	Elway, 1987 (6th through 14th)
9	Morton, 1977 (5th through 13th)
9	Tripucka, 1962 (span of 10 games, <i>did not play 1 game</i> )

## INDIVIDUAL RECORDS — OFFENSE

<b>MOST CONSECUTIVE COMPLETIONS</b>	
20	Millen, last 7 at L.A. Raiders, 12/11/94 and first 13 at S.F., 12/17/94
18	DeBerg, at L.A. Rams (17), 12/12/82 and vs. Kansas City (1), 12/19/82
17	Griese, at Arizona, 9/23/01
16	Morton, vs. Kansas City, 12/10/78
14	Elway, vs. Seattle (last 5), 11/2/97 and vs. Carolina (first 9), 11/9/97
12	Griese, at San Diego, 10/8/00
11	Griese, vs. N.Y. Giants, 9/10/01
11	Griese, vs. Oakland, 11/13/00
11	Elway, vs. L.A. Raiders, 11/2/86
11	Elway, vs. Kansas City, (8), 12/14/85 and at Seattle (3), 12/20/85
11	Morton, vs. San Diego, 9/27/81
11	Tensi, at San Diego, 11/23/69
<b>LONGEST SCORING PASS</b>	
97	George Shaw to Jerry Tarr, at Boston, 9/21/63
96	Frank Tripucka to Al Frazier, at Buffalo, 9/15/62
95	Craig Morton to Steve Watson, vs. Detroit, 10/11/81
93	Craig Morton to Steve Watson, vs. San Diego, 9/27/81
90	Charley Johnson to Rick Upchurch, vs. Kansas City, 9/21/75
90	John McCormick to Bob Scarpitto, vs. Houston, 10/17/65
87	Frank Tripucka to Al Frazier, vs. San Diego, 11/12/61
82	Brian Gries to Shannon Sharpe, at Kansas City, 10/20/02
82	Jacky Lee to Al Denson, at Kansas City, 11/1/64
81	Arthur Marshall to Cedric Tillman, vs. Dallas, 12/6/92
81	Craig Morton to Jack Dolbin, at Cincinnati, 10/23/77
<b>LONGEST NON-SCORING PASS</b>	
88	Brian Griese to Byron Chamberlain, vs. Green Bay, 10/17/99
86	John Elway to Vance Johnson, vs. L.A. Raiders, 9/26/88
86	Craig Morton to Steve Watson, vs. Kansas City, 12/6/81
78	John Elway to Rod Smith, vs. Kansas City, 8/31/97
76	Hugh Millen to Anthony Miller, vs. San Francisco 12/17/94
74	Don Horn to Floyd Little, vs. Oakland, 10/10/71
74	Pete Liske to Billy Van Heusen, at New Orleans, 11/22/70
73	John Elway to Steve Watson, at Seattle, 12/15/84
72	Charley Johnson to Floyd Little, vs. San Diego, 10/29/74
71	Brian Griese to Rod Smith, vs. N.Y. Jets, 10/3/99
71	John Elway to Mark Jackson, vs. Kansas City, 10/20/91
71	Pete Liske to Frank Quayle, vs. Cincinnati, 12/14/69

<b>LONGEST COMPLETION BY A ROOKIE</b>	
81	Arthur Marshall - Cedric Tillman vs. Dallas, 12/6/92 (TD)
<b>RECEIVING</b>	
<b>MOST RECEPTIONS</b>	
<b>Career</b>	
613	Shannon Sharpe, 1990-99, 2002
559	Rod Smith, 1995-2002
543	Lionel Taylor, 1960-66
443	Ed McCaffrey, 1995-2002
415	Vance Johnson, 1985-93, 1995
396	Riley Odoms, 1972-83
353	Steve Watson, 1979-87
302	Haven Moses, 1972-81
276	Mark Jackson, 1986-92
267	Rick Upchurch, 1975-83
<b>Season</b>	
113	Rod Smith, 2001
101	Ed McCaffrey, 2000
100	Rod Smith, 2000
100	Lionel Taylor, 1961
92	Lionel Taylor, 1960
89	Rod Smith, 2002
87	Shannon Sharpe, 1994
86	Rod Smith, 1998
85	Lionel Taylor, 1965
81	Shannon Sharpe, 1993
<b>Game</b>	
14	Smith, R., at Arizona, 9/23/01
13	Smith, R., vs. New England, 10/1/00
13	Sharpe, vs. San Diego, 10/6/96
13	Anderson, vs. Chicago, 9/30/73
13	Taylor, vs. Oakland, 11/29/64
12	Sharpe, at Kansas City, 10/20/02
12	Taylor, at Boston, 9/21/62
11	Smith, R., vs. San Diego, 11/19/00
11	Taylor, vs. Oakland, 11/21/65
11	Scarpitto, at Houston, 12/20/64
11	Taylor, at New York, 9/24/61
11	Taylor, vs. New York, 12/4/60
<b>MOST RECEPTIONS BY A ROOKIE</b>	
<b>Season</b>	
51	Vance Johnson, 1985
49	Terrell Davis, 1995
47	Al Frazier, 1961
<b>Game</b>	
8	Ashley Lelie, vs. Oakland, 11/11/02
7	Al Frazier, vs. Oakland, 10/15/61
6	Al Frazier, vs. New York, 10/22/61
6	Vance Johnson, vs. San Francisco, 11/11/85

<b>MOST RECEIVING YARDS</b>	
<b>Career</b>	
7,783	Rod Smith, 1995-2002
7,669	Shannon Sharpe, 1990-99, 2002
6,872	Lionel Taylor, 1960-66
6,112	Steve Watson, 1979-87
6,005	Ed McCaffrey, 1995-2002
5,755	Riley Odoms, 1972-83
5,695	Vance Johnson, 1985-93, 1995
5,450	Haven Moses, 1972-81
4,746	Mark Jackson, 1986-92
4,369	Rick Upchurch, 1975-83

## INDIVIDUAL RECORDS — OFFENSE

### MOST RECEIVING YARDS, CONT.

Season
1,602 Rod Smith, 2000
1,343 Rod Smith, 2001
1,317 Ed McCaffrey, 2000
1,244 Steve Watson, 1981
1,235 Lionel Taylor, 1960
1,222 Rod Smith, 1998
1,180 Rod Smith, 1997
1,176 Lionel Taylor, 1961
1,170 Steve Watson, 1984
1,133 Steve Watson, 1983

### Game

214 Sharpe, at Kansas City, 10/20/02
199 Taylor, vs. Buffalo, 11/27/60
187 Smith, R., vs. San Diego, 11/19/00
183 Watson, at L.A. Rams, 12/12/82
182 Watson, vs. Detroit, 10/11/81
180 Sharpe, vs. Buffalo, 9/3/95
178 Watson, vs. San Diego, 9/27/81
175 Tillman, vs. Atlanta, 11/20/94
174 Sharpe, vs. Carolina, 11/9/97
172 Taylor, vs. Buffalo, 9/18/65

### MOST RECEIVING YARDS BY A ROOKIE

Season
799 Al Frazier, 1961
738 Mark Jackson, 1986
721 Vance Johnson, 1985

### Game

146 Al Frazier, vs. Oakland, 10/15/61
118 Ricky Nattiel, at San Diego, 11/29/87
116 Vance Johnson, vs. Kansas City, 12/14/85

### MOST TOUCHDOWN RECEPTIONS

Career
49 Rod Smith, 1995-2002
47 Shannon Sharpe, 1990-99, 2002
46 Ed McCaffrey, 1995-2002
44 Lionel Taylor, 1960-66
44 Haven Moses, 1972-81
41 Riley Odoms, 1972-81
37 Vance Johnson, 1985-93, 1995
36 Steve Watson, 1979-87
32 Al Denson, 1964-70
24 three players

### Season

14 Anthony Miller, 1995
13 Steve Watson, 1981
12 Rod Smith, 1997
12 Lionel Taylor, 1960
11 Rod Smith, 2001
11 Al Denson, 1967
10 Ed McCaffrey, 1998
10 Shannon Sharpe, 1998
10 Shannon Sharpe, 1996
10 Al Denson, 1969
10 Lionel Taylor, 1963

### Game

3 Smith, R., vs. Cleveland, 10/15/00
3 McCaffrey, vs. Miami, 9/13/99
3 McCaffrey, vs. Baltimore, 10/20/96
3 Sharpe, vs. San Diego, 10/6/96
3 Miller, at Dallas, 9/10/95
3 Sharpe, vs. Kansas City, 12/12/93
3 Watson, vs. Baltimore, 9/20/81

3 Moses, at Houston, 10/14/73
3 Scarpitto, at Buffalo, 12/18/66
3 Taylor, vs. Buffalo, 11/27/60

### MOST TD RECEPTIONS BY A ROOKIE

Season
6 Al Frazier, 1961
4 Rick Massie, 1987
3 Vance Johnson, 1985

### Game

1 many (last by Lelie, vs. Arizona, 12/29/02)
---

### BEST AVERAGE GAIN PER RECEPTION

Career (min. 50 receptions)
20.54 Bill Van Heusen, 1968-76
18.05 Haven Moses, 1972-81
17.41 Al Frazier, 1961-63
17.31 Steve Watson, 1979-1987
17.20 Mark Jackson, 1986-92
16.82 Bob Scarpitto, 1962-67
16.80 Mike Haffner, 1968-70
16.77 Jack Dolbin, 1975-79
16.69 Anthony Miller, 1994-96
16.63 Rick Upchurch, 1975-83

### Season (min. 20 receptions)

22.05 Bob Scarpitto, 1963
20.73 Steve Watson, 1981
20.32 Ricky Nattiel, 1987
20.14 Al Denson, 1966
20.11 Haven Moses, 1974
19.96 Haven Moses, 1977
19.92 Haven Moses, 1976
19.54 Al Denson, 1967
19.42 Mark Jackson, 1986
19.25 Al Carmichael, 1960

### Game (min. 4 receptions)

41.3 Little vs. Buffalo, 11/24/68
38.0 Tarr at Boston, 9/12/62
36.4 Watson vs. Detroit, 10/11/81

### BEST AVG. GAIN PER REC. BY A ROOKIE

Season (min. 20 receptions)
20.32 Ricky Nattiel, 1987
19.42 Mark Jackson, 1986
17.00 Al Frazier, 1961

### Game (min. 4 receptions)

26.50 Lelie, at Oakland, 12/22/02
23.25 Nattiel, vs. Chicago, 11/6/87
22.11 Taylor, vs. Buffalo, 11/27/60

### MOST CONSECUTIVE GAMES WITH TD

6 Anthony Miller, 1995
6 Lionel Taylor, 1960-61 (last 4 games of '60, first 2 of '61)
6 Vance Johnson, 1987
6 Al Denson, 1969
5 Steve Watson, 1981
4 Bob Scarpitto, 1963
4 Al Denson, 1967
4 Riley Odoms, 1973
4 Rick Upchurch, 1979

## INDIVIDUAL RECORDS — OFFENSE / SPECIAL TEAMS

### MOST CONSEC. GAMES WITH RECEPTION

68 Ed McCaffrey, 1997-2002 (current)
62 Lionel Taylor, 1960-64
61 Rod Smith, 1999-2002 (current)
60 Shannon Sharpe, 1995-99
49 Steve Watson, 1983-86
47 Mark Jackson, 1989-92
41 Anthony Miller, 1994-96
41 Riley Odoms, 1976-79
36 Rod Smith, 1996-98
33 Riley Odoms, 1973-76

### LONGEST RECEPTION BY A ROOKIE

90 Upchurch, (from Charley Johnson), vs. Kansas City, 9/21/75
87 Frazier (from Frank Tripucka), vs. San Diego, 11/12/61 (TD)
71 Quayle (from Pete Liske) vs. Cincinnati, 12/14/69

## PUNTING

### MOST PUNTS

Career
641 Tom Rouen, 1993-2002
574 Bill Van Heusen, 1968-76
377 Luke Prestridge, 1979-83
374 Mike Horan, 1986-92
248 Bob Scarpitto, 1965-67
202 Jim Fraser, 1962-64

### Season

105 Bob Scarpitto, 1967
96 Chris Norman, 1984
96 Bucky Dilts, 1978
92 Chris Norman, 1985
90 Bucky Dilts, 1977
89 Luke Prestridge, 1979
88 Bill Van Heusen, 1970
87 Luke Prestridge, 1983
87 Bill Van Heusen, 1970
86 Luke Prestridge, 1981

### Game

12 Prestridge, at Buffalo, 10/25/81
12 Van Heusen, vs. Cincinnati, 10/6/68
12 Scarpitto, at Oakland, 9/19/67
11 Rodriguez, vs. Seattle, 11/30/92
11 Norman, vs. Seattle, 10/20/85
11 Scarpitto, vs. Oakland, 11/5/67
10 Prestridge, at Baltimore, 9/11/83
10 Prestridge, vs. Los Angeles, 9/6/79
10 Dilts, at Oakland, 10/16/77
10 Van Heusen, at Cincinnati, 9/12/76
10 Janik, vs. Buffalo, 12/13/64
10 Fraser, vs. N.Y. Jets, 11/15/64

### BEST AVERAGE PER PUNT

Career (min. 50 punts)
45.2 Jim Fraser, 1962-64
44.4 Bob Scarpitto, 1965-67
43.9 Tom Rouen, 1993-2002
42.5 Mike Horan, 1986-92
41.9 Bill Van Heusen, 1968-76
41.8 Luke Prestridge, 1979-83

### Season (min. 50 punts)

46.92 Tom Rouen, 1998
46.55 Tom Rouen, 1999
46.09 Jim Fraser, 1963
45.79 Bob Scarpitto, 1966
45.28 Tom Rouen, 2001
45.13 Bill Van Heusen, 1973
45.00 Tom Rouen, 1993
44.89 Bob Scarpitto, 1967
44.79 Jim Fraser, 1964
44.44 Jim Fraser, 1962

### Game (min. 4 punts)

57.20 Horan, vs. L.A. Raiders, 9/26/88
56.60 Norman, vs. Seattle, 11/25/84
55.80 Horan, vs. San Diego, 12/16/90
55.00 Horan, at New England, 10/27/91
54.40 Rouen, at Oakland, 9/20/98
54.20 Rouen, at Oakland, 10/10/99
53.75 Scarpitto, vs. San Diego, 10/22/67
53.50 Fraser, vs. N.Y. Jets, 11/17/63
53.22 Rouen, vs. Kansas City, 12/5/99
52.50 Fraser, vs. Kansas City, 10/11/64
52.50 Fraser, at San Diego, 12/22/63

### LONGEST PUNT

83 Norman, vs. Kansas City, 9/23/84
78 Van Heusen, vs. Dallas, 12/2/73
76 Rouen, at Oakland, 9/20/98
75 Fraser, at Oakland, 10/14/62
75 Fraser, vs. Boston, 11/11/62
73 Dilts, vs. New York Jets, 11/5/78
72 Scarpitto, vs. Boston, 9/3/67
72 Van Heusen, vs. Oakland, 10/22/73
72 Scarpitto, vs. San Diego, 10/22/67
71 Horan, at New England, 10/27/91
70 Horan, vs. L.A. Raiders, 9/26/88

## PUNT RETURNS

### MOST PUNT RETURNS

Career
248 Rick Upchurch, 1975-83
157 Bill Thompson, 1969-81
101 Gerald Willhite, 1982-88
95 Deltha O'Neal, 2000-02
81 Vance Johnson, 1985-91
81 Floyd Little, 1967-75
74 Darrien Gordon, 1997-98
71 Glyn Milburn, 1993-95
55 Charles Greer, 1968-74
55 Ricky Nattiel, 1987-91

### Season

51 Rick Upchurch, 1977
44 Chris Watson, 1999
42 Gerald Willhite, 1986
41 Glyn Milburn, 1994
41 Wade Manning, 1981
40 Darrien Gordon, 1997
40 Glyn Milburn, 1993
39 Rick Upchurch, 1976
37 Rick Upchurch, 1980
36 Rick Upchurch, 1978



## INDIVIDUAL RECORDS — SPECIAL TEAMS

### MOST PUNT RETURNS, CONT.

Game	
8	Upchurch, vs. Baltimore, 10/22/78
7	R. Smith, vs. Kansas City, 10/27/96
7	Nattiel, vs. L.A. Raiders, 9/26/88
7	Willhite, vs. Kansas City, 11/16/86
7	Upchurch, vs. San Diego, 11/30/75
7	Thompson, at Kansas City, 10/6/74
6	11 times, most recently, Todd Kinchen, vs. N.Y. Jets, 9/1/96

### MOST YARDS ON PUNT RETURNS

Career	
3,008	Rick Upchurch, 1975-83
1,814	Bill Thompson, 1969-81
1,010	Deltha O'Neal, 2000-02
1,010	Gerald Willhite, 1982-88
922	Darrien Gordon, 1997-98
893	Floyd Little, 1967-75
779	Glyn Milburn, 1993-95
689	Vance Johnson, 1985-91
546	Kevin Clark, 1987-88, 1990-91
486	Zach Thomas, 1983-84

### Season

653	Rick Upchurch, 1977
543	Darrien Gordon, 1997
536	Rick Upchurch, 1976
493	Rick Upchurch, 1978
425	Glyn Milburn, 1993
405	Deltha O'Neal, 2001
379	Darrien Gordon, 1998
379	Glyn Milburn, 1994
378	Wade Manning, 1981
368	Zach Thomas, 1983

### Game

168	Darrien Gordon, vs. Carolina, 11/9/97
167	Upchurch, vs. Pittsburgh, 11/6/77
144	Clark, vs. San Diego, 12/27/87
125	Upchurch, vs. Cleveland, 9/26/76
112	Swanson, at Kansas City, 10/18/87
110	Watson, vs. Seattle, 12/19/99
105	Upchurch, vs. Buffalo, 9/25/77
103	Thompson, at Kansas City, 10/6/74
102	Little, at New York, 12/3/67
100	Upchurch, vs. San Diego, 10/3/76

### BEST AVERAGE PER PUNT RETURN

#### Career (min. 15 punts)

12.46	Darrien Gordon, 1997-98
12.29	Rod Smith, 1995-97
12.13	Rick Upchurch, 1975-83
11.89	Gene Mingo, 1960-64
11.55	Bill Thompson, 1969-81
11.54	Todd Kinchen, 1996
11.02	Floyd Little, 1967-75
10.97	Glyn Milburn, 1993-95
10.63	Deltha O'Neal, 2000-02
10.58	Arthur Marshall, 1992

#### Season (min. 10 punt returns)

16.88	Floyd Little, 1967
16.13	Rick Upchurch, 1982
13.74	Rick Upchurch, 1976
13.69	Rick Upchurch, 1978
13.58	Darrien Gordon, 1997
13.46	Bill Thompson, 1974
13.06	Deltha O'Neal, 2001

12.94	Kevin Clark, 1987
12.83	Al Frazier, 1961
12.80	Rick Upchurch, 1977

### LONGEST SCORING PUNT RETURN

94	Gordon, vs. St. Louis Rams, 9/14/97
92	Upchurch, vs. San Diego, 10/3/76
87	Upchurch, vs. Pittsburgh, 11/6/77
86	O'Neal, at Seattle, 10/14/01
82	Gordon, vs. Carolina, 11/9/97
81	Watson, vs. Seattle, 12/19/99
78	Upchurch, vs. Kansas City, 12/19/82
76	Mingo, at Boston, 9/9/60
75	Gordon, vs. Carolina, 11/9/97
75	Upchurch, vs. San Diego, 9/17/78

### LONGEST NON-SCORING PUNT RETURN

60	Thompson, at Baltimore, 11/10/74
59	Thompson, vs. New England, 12/17/72
54	Milburn, vs. Tampa Bay, 12/26/93
54	Mitchell, at Buffalo, 9/20/64
53	O'Neal, vs. Indianapolis, 11/24/02
53	Upchurch, at Kansas City, 9/24/78 (OT)
53	Upchurch, at Seattle, 10/29/78 (OT)
53	Thompson, at New York Jets, 10/28/73
52	Little, vs. New York, 9/21/69
51	Upchurch, vs. Philadelphia, 12/14/75
49	Upchurch, at Detroit, 11/23/78

## KICKOFF RETURNS

### MOST KICKOFF RETURNS

Career	
134	Vaughn Hebron, 1996-98
104	Ken Bell, 1986-89
104	Floyd Little, 1967-75
96	Glyn Miburn, 1993-95
95	Rick Upchurch, 1975-83
73	Odell Barry, 1964-65
61	Alton Montgomery, 1990-92
61	Gene Lang, 1984-87
59	Chris Cole, 2000-01
58	Charlie Mitchell, 1963-67

### Season

48	Chris Cole, 2001
48	Chris Watson, 1999
47	Glyn Milburn, 1995
47	Odell Barry, 1964
46	Deltha O'Neal, 2000
46	Vaughn Hebron, 1998
45	Vaughn Hebron, 1996
43	Vaughn Hebron, 1997
40	Rick Upchurch, 1975
40	Larry Brunson, 1980

### Game

7	Cole, at Oakland, 11/5/01
7	Milburn, at Houston, 11/26/95
7	Milburn, at L.A. Raiders, 12/11/94
7	Bell, at Pittsburgh, 10/23/88
7	Barry, at Kansas City, 11/1/64
6	13 times, last by Cole, at Indianapolis, 1/6/02

## INDIVIDUAL RECORDS — SPECIAL TEAMS / DEFENSE

### MOST YARDS ON KICKOFF RETURNS

Career	
3,324	Vaughn Hebron, 1996-98
2,523	Floyd Little, 1967-75
2,355	Rick Upchurch, 1975-83
2,250	Glyn Milburn, 1993-95
2,218	Ken Bell, 1986-89
1,856	Odell Barry, 1964-65
1,394	Charlie Mitchell, 1963-67
1,391	Chris Cole, 2000-01
1,323	Gene Lang, 1984-87
1,240	Alton Motngomery, 1990-92

### Season

1,269	Glyn Milburn, 1995
1,245	Odell Barry, 1964
1,216	Vaughn Hebron, 1998
1,138	Chris Watson, 1999
1,127	Chris Cole, 2001
1,102	Deltha O'Neal, 2000
1,099	Vaughn Hebron, 1996
1,084	Rick Upchurch, 1975
1,009	Vaughn Hebron, 1997
954	Charlie Mitchell, 1963
942	Floyd Little, 1967

### Game

201	Montgomery, at San Diego, 9/24/72
197	Upchurch, vs. Cleveland, 10/19/75
185	Little, at Miami, 9/17/67
182	Cole, at San Diego, 10/21/01
178	Milburn, at Houston, 11/26/95
177	Milburn, vs. San Diego, 11/19/95
162	Cole, at Oakland, 11/5/01
161	Hebron, at Cincinnati, 11/1/98
161	Barry, vs. Boston, 10/4/64
161	Frazier, vs. Kansas City, 9/7/63

### BEST AVERAGE PER KICKOFF RETURN

#### Career (min. 40 returns)

26.28	Abner Haynes, 1965-66
25.42	Odell Barry, 1964-65
25.13	Bill Thompson, 1969-81
24.81	Vaughn Hebron, 1996-98
24.79	Rick Upchurch, 1975-83
24.48	Al Frazier, 1961-63
24.26	Floyd Little, 1967-75
24.03	Charlie Mitchell, 1963-67

#### Season (min. 14 returns)

28.50	Bill Thompson, 1969
28.47	Goldie Sellers, 1966
28.00	Al Frazier, 1961
27.93	Lonnie Perrin, 1976
27.10	Rick Upchurch, 1975
27.00	Glyn Miburn, 1995
26.91	Floyd Little, 1967
26.57	Kevin Kasper, 2001
26.50	Abner Haynes, 1965
26.49	Odell Barry, 1964

### LONGEST SCORING KICKOFF RETURN

100	Sellers, vs. Houston, 9/3/66
100	Wilson, at Kansas City, 10/8/66
95	Hebron, at Miami, 12/21/98
94	Montgomery, at San Diego, 9/24/72
90	Mitchell, at Houston, 9/14/63
90	Frazier, vs. Boston, 12/3/61

### LONGEST NON-SCORING KICKOFF RETURN

89	Little, vs. Oakland, 11/10/68
88	Montgomery, at Oakland, 10/22/72
86	Milburn, vs. San Diego, 11/19/95
77	Scott, vs. Kansas City, 10/23/66
76	Stone, at San Diego, 10/29/61
75	Clark, at Minnesota, 11/4/90
71	Watson, vs. N.Y. Jets, 10/3/99
68	Carrington, at Kansas City, 11/12/89
68	Carmichael, at Buffalo, 9/18/60
67	Hollomon, vs. Buffalo, 11/24/68

## INTERCEPTIONS

### MOST INTERCEPTIONS

Career	
44	Steve Foley, 1976-86
43	Goose Gonsoulin, 1960-66
40	Bill Thompson, 1969-81
34	Tyrone Braxton, 1987-93, 1995-99
33	Mike Harden, 1980-88
30	Dennis Smith, 1981-94
26	Louis Wright, 1975-86
24	Steve Atwater, 1989-98
20	Randy Gradishar, 1974-83
20	Tom Jackson, 1973-86

### Season

11	Goose Gonsoulin, 1960
9	Deltha O'Neal, 2001
9	Tyrone Braxton, 1996
9	Willie Brown, 1964
7	Tom Jackson, 1976
7	Goldie Sellers, 1967
7	Goose Gonsoulin, 1964
7	Goose Gonsoulin, 1962
7	Phil Nugent, 1961

### Game

4	O'Neal, vs. Kansas City, 10/7/01
4	Brown, vs. New York, 11/15/64
4	Gonsoulin, at Buffalo, 9/18/60
3	Wilson, vs. Seattle, 11/20/83
3	Smith, vs. L.A. Raiders, 12/8/85
3	Foley, vs. San Diego, 9/27/81
3	Rizzo, at Oakland, 10/16/77
3	Martha, vs. Atlanta, 10/18/70
3	Gonsoulin, vs. Kansas City, 10/11/64
2	60 times (last by O'Neal, vs. San Diego, 10/6/02)

### MOST INTERCEPTIONS BY A ROOKIE

Season	
11	Goose Gonsoulin, 1960
3	Bill Thompson, 1969

### Game

4	Gonsoulin, at Buffalo, 9/18/60
---	--------------------------------

### MOST YARDS ON INTERCEPTION RETURNS

Career	
784	Bill Thompson, 1969-81
643	Mike Harden, 1980-88
623	Tyrone Braxton, 1987-93, 1995-99
622	Steve Foley, 1976-86
542	Goose Gonsoulin, 1960-66
431	Dennis Smith, 1981-94
388	Steve Atwater, 1989-98
360	Louis Wright, 1975-86
355	Tom Jackson, 1973-86
335	Randy Gradishar, 1974-83

## INDIVIDUAL RECORDS — DEFENSE

### MOST YARDS ON INTERCEPTION RETURNS

Season	
179	Mike Harden, 1986
153	Nemiah Wilson, 1967
140	Willie Brown, 1964
136	Tom Jackson, 1976
133	Bob Zeman, 1962
128	Tyrone Braxton, 1996
128	Bernard Jackson, 1978
128	Louis Wright, 1977
127	Mike Harden, 1983
125	Darrien Gordon, 1998
125	Goose Gonsoulin, 1964

### Game

105	Crockett, at Oakland, 9/20/98
93	Gradishar, at Cleveland, 10/5/80
91	Brown, vs. New York, 11/15/64
79	Spencer, vs. Seattle, 12/10/00
73	Jackson, vs. Baltimore, 11/27/77
72	Braxton, vs. Oakland, 11/22/98
70	Moore, at Boston, 11/20/64
70	Wilson, vs. Kansas City, 12/17/67
69	O'Neal, vs. Kansas City, 10/7/01
69	Braxton, vs. Tampa Bay, 9/15/96

### BEST INTERCEPTION RETURN AVERAGE

#### Career (min. 10 returns)

23.73	Wymon Henderson, 1989-92
19.60	Bill Thompson, 1969-81
19.48	Mike Harden, 1980-88
18.32	Tyrone Braxton, 1987-93, 1995-99
17.75	Tom Jackson, 1973-86
17.60	Jim McMillin, 1960-62, 1964-65
17.55	Randy Robbins, 1984-91
16.75	Randy Gradishar, 1974-83
16.17	Steve Atwater, 1989-98
14.36	Dennis Smith, 1981-94

### MOST CONSECUTIVE GAMES WITH AN INT

4	Tyrone Braxton (gms. 12-15 in '96)
3	many times (last by Braxton, '96)

### LONGEST SCORING INTERCEPTION RETURN

93	Gradishar, at Cleveland, 10/5/80
80	Crockett, at Oakland, 9/20/98
79	Spencer, vs. Seattle, 12/10/00
73	Jackson, vs. Baltimore, 11/27/77
70	Wilson, vs. Kansas City, 12/17/67
69	Braxton, vs. Tampa Bay, 9/15/96
65	Wilson, vs. San Diego, 11/7/65
64	Gonsoulin, vs. Oakland, 10/5/62
62	Traylor, at Buffalo, 10/26/97
62	Robbins, at Cleveland, 9/16/84

### LONGEST NON-SCORING INTERCEPTION RETURN

72	Braxton, vs. Oakland, 11/22/98
70	Moore, at Boston, 11/20/64
68	Atwater, vs. San Diego, 9/12/93
65	Smith, at Chicago, 12/20/81
65	Foley (23), lateral to Gradishar (10), lateral to Wright (32), vs. N.Y. Giants, 11/21/76
65	Alliston, at Buffalo, 9/18/60
63	Mecklenburg, at Detroit, 10/7/84
59	Wright, vs. Baltimore, 11/27/77
56	Wright, vs. Dallas, 10/5/86
53	Henderson, at Kansas City, 11/17/91

### ALL INTERCEPTION RETURNS FOR TDs

11/17/02	O'Neal, at Seattle (22 yds.)
10/6/02	O'Neal, vs. San Diego (28)
10/28/01	Walker, vs. New England (39)
12/10/00	Spencer, vs. Seattle (79)
11/19/00	Spencer, at Seattle (21)
10/15/00	Jenkins, vs. Cleveland (36)
9/24/00	Crockett, vs. Kansas City (26)
9/4/00	Buckley, at St. Louis (32)
11/7/99	Romanowski, at San Diego (18)
9/27/98	Gordon, at Washington (55)
9/20/98	Crockett, at Oakland (80)
11/30/97	Atwater, at San Diego (22)
11/9/97	Braxton, vs. Carolina (27)
10/26/97	Traylor, at Buffalo (62)
10/6/97	Mobley, vs. New England (13)
9/7/97	Gordon, at Seattle (32)
9/15/96	Braxton, vs. Tampa Bay (69)
11/8/92	Henderson, vs. N.Y. Jets (46)
11/17/91	Dimry, at Kansas City (26)
9/1/91	Braxton, vs. Cincinnati (52)
11/22/90	Henderson, at Detroit (49)
9/10/89	Braxton, vs. Kansas City (34)
9/10/89	Robbins, vs. Kansas City (18)
12/27/87	Hunley, vs. San Diego (52)
12/6/87	Haynes, vs. New England (14)
12/2/86	Harden, at L.A. Raiders (40)
9/21/86	Harden, at Philadelphia (32)
12/1/85	Harden, at Pittsburgh (42)
12/15/84	Foley, at Seattle (40)
10/7/84	Woodard, at Detroit (27)
9/23/84	Harden, vs. Kansas City (45)
9/16/84	Robbins, at Cleveland (62)
11/23/80	Latimer, vs. Seattle (15)
10/5/80	Gradishar, at Cleveland (93)
11/5/78	T. Jackson, vs. N.Y. Jets (28)
11/27/77	T. Jackson, vs. Baltimore (73)
10/16/77	Wright, at Oakland (18)
11/14/76	Jackson, at San Diego (46)
11/7/76	Rowser, vs. Tampa Bay (32)
11/7/76	Gradishar, vs. Tampa Bay (31)
9/19/76	Rowser, vs. N.Y. Jets (41)
9/29/75	Gradishar, vs. Green Bay (44)
10/13/74	Thompson, vs. New Orleans (38)
10/28/73	Mitchell, at N.Y. Jets (40)
10/14/73	Thompson, at Houston (59)
10/24/71	Forsberg, at Cleveland (40)
12/7/69	Burrell, at Miami (38)
11/16/69	Thompson, vs. Houston (57)
12/17/67	Wilson, vs. Kansas City (70)
10/22/67	Wilson, vs. San Diego (40)
9/3/67	Sellers, vs. Boston (24)
11/14/65	Bramlett, at Houston (25)
11/7/65	Wilson, vs. San Diego (65)
10/17/65	Griffin, vs. Houston (44)
11/1/64	Janik, at Kansas City (22)
10/6/63	Gonsoulin, vs. San Diego (43)
11/22/62	McMillin, vs. New York (59)
	(48 after lateral from McDaniel)
10/5/62	McGeever, vs. Oakland (48)
10/5/62	Gonsoulin, vs. Oakland (64)
9/30/62	Zeman, at New York (30)
10/2/60	Yelverton, vs. Oakland (20)
9/18/60	Pyeatt, at Buffalo (40)

## FUMBLE RETURNS

### LONGEST SCORING FUMBLE RETURN

88	Swenson, at San Fran., 11/18/79
86	Wright, at Buffalo, 12/2/79
	(78 after lateral from Gradishar)
80	Thompson, vs. Oakland, 10/22/73

## INDIVIDUAL RECORDS — DEFENSE / SCORING

### LONGEST SCORING FUMBLE RETURN, CONT.

69	McFadin, vs. New York, 11/22/62
64	Smith, vs. New England, 11/4/84
54	Brooks, vs. L.A. Raiders, 9/6/92
51	Williams, vs. Cincinnati, 9/21/97
50	Crockett, at Kansas City, 12/17/95
48	Cooke, at Kansas City, 11/1/64
43	Jones, vs. Cleveland, 9/26/76

### NON-INTERCEPTION RETURNS FOR TOUCHDOWNS

9/22/02	McGlockton (F), vs. Buffalo (24)
12/17/00	Suttle (FKO), at Kansas City (0)
11/13/00	Gold (BP), vs. Oakland (12)
9/17/00	Pryce (F), at Oakland (28)
11/2/97	Johnson (FKO), vs. Seattle (6)
9/21/97	Williams (F), vs. Cincinnati (51)
12/17/95	Crockett (F), at Kansas City (50)
9/6/92	Brooks (F), vs. L.A. Raiders (54)
11/24/91	Powers (F), at Seattle (22)
9/23/90	Mecklenburg (F), vs. Seattle (2)
12/16/89	Mecklenburg (F), at Phoenix (23)
12/9/90	Kragen (F), at Kansas City (17)
11/16/86	Townsend (F), vs. Kansas City (7)
9/7/86	Woodard (F), vs. L.A. Raiders (12)
11/17/85	Wright (BFG), vs. San Diego (60)
11/4/84	Smith (F), vs. New England (64)
10/15/84	Wright (F), vs. Green Bay (27)
10/15/84	Foley (F), vs. Green Bay (22)
10/7/84	Jones (F), at Detroit (5)
11/13/83	Chavous (F), at L.A. Raiders (0)
9/14/80	Thompson (F), vs. Dallas (32)
12/2/79	Wright (F*), at Buffalo (86)
11/18/79	Swenson (F), at San Fran. (86)
11/11/79	Nairne (BP), vs. New Eng. (22)
11/11/79	Carter (F), vs. New England (2)
10/14/79	Thompson (F**), at K.C. (2)
12/3/78	Gradishar (F), at Oakland (30)
11/5/78	Thompson (F), vs. N.Y. Jets (4)
11/7/76	Polti (F***), vs. Tampa Bay (26)
9/23/76	Jones (F), vs. Cleveland (43)
11/23/75	Smith (F), at Atlanta (38)
10/22/73	Thompson (F), vs. Oakland (80)
11/27/66	Bramlett (BFG), vs. S. Diego (86)
10/17/65	Griffin (BP), vs. Houston (10)
9/24/65	Bramlett (F), at Boston (0)
11/8/64	McMillin (F), vs. San Diego (0)
11/1/64	Cooke (F), at Kansas City (46)
10/13/63	McFadin (F), vs. Houston (6)
12/9/62	McMillin (F), at Dallas (9)
11/22/62	McFadin (F), vs. New York (69)
12/10/61	Gavin (BP), at Dallas (23)

F—fumble; FKO—fumble on kickoff; BP—blocked punt; BFG—blocked field goal; \*lateral from Gradishar; \*\*lateral from Swenson; \*\*\*lateral from Swenson.

## SACKS

### MOST SACKS

#### Career

97.5	Simon Fletcher, 1985-95
79.5	Karl Mecklenburg, 1983-94
75.0	Barney Chavous, 1973-85
73.5	Rulon Jones, 1980-88
64.5	Lyle Alzado, 1971-78
55.0	Paul Smith, 1968-78
51.5	Trevor Pryce, 1997-2002
44.0	Tom Jackson, 1973-86
43.0	Rich Jackson, 1967-72
37.5	Dave Costa, 1967-71

### Season

16.0	Simon Fletcher, 1992
13.5	Simon Fletcher, 1993
13.5	Simon Fletcher, 1991
13.5	Rulon Jones, 1986
13.0	Trevor Pryce, 1999
13.0	Alfred Williams, 1996
13.0	Karl Mecklenburg, 1985
13.0	Lyle Alzado, 1974
12.5	Rich Jackson, 1969
12.0	Trevor Pryce, 2000 / Simon Fletcher, 1989 / Paul Smith, 1971

### Game

4	Rich Jackson, at Cincinnati, 10/19/69
4	Dave Costa, at Buffalo, 9/7/70
4	Barney Chavous, at Seattle, 12/21/80
4	Karl Mecklenburg, vs. New Orleans, 9/15/85
4	Karl Mecklenburg, at Pittsburgh, 12/1/85
4	Simon Fletcher, at San Diego, 11/11/90

### MOST SACKS BY A ROOKIE

#### Season

11.5	Rulon Jones, 1980
10.0	Mike Croel, 1991

#### Game

3	Jones, vs. Oakland, 12/14/80
---	------------------------------

### MOST MULTI-SACK GAMES

#### Career

20	Simon Fletcher, 1985-95
16	Barney Chavous, 1973-85
15	Paul Smith, 1968-78
13	Lyle Alzado, 1971-78
11	Rulon Jones, 1980-88
11	Karl Mecklenburg, 1983-94
10	Rich Jackson, 1967-72
9	Dave Costa, 1967-71
8	Tom Jackson, 1973-86
7	Alfred Williams, 1996-99

### MOST CONSECUTIVE GAMES WITH A SACK

*10	Fletcher (games 10-16 '92; 1-3 '93)
8	Fletcher (games 9-16, 1991)
7	Alzado (games 9-14 '74; gm. 1 '75)
6	Chavous (games 7-12, '74)
6	Jones (games 4-9, '85)
6	Jones (games 3-8, '86)

\* NFL Record

## SCORING

### MOST TOUCHDOWNS SCORED

#### Career

65	Terrell Davis, 1995-2002
54	Floyd Little, 1967-75
50	Rod Smith, 1995-2002
48	Sammy Winder, 1982-90
47	Shannon Sharpe, 1990-98, 2002
46	Ed McCaffrey, 1995-2002
45	Haven Moses, 1972-81
44	Riley Odums, 1972-83
44	Lionel Taylor, 1960-66
37	Vance Johnson, 1985-93, 1995

#### Season

23	Terrell Davis, 1998
17	Clinton Portis, 2002
15	Mike Anderson, 2000
15	Terrell Davis, 1997

## INDIVIDUAL RECORDS — SCORING

### MOST TOUCHDOWNS SCORED, CONT.

15	Terrell Davis, 1996
14	Anthony Miller, 1995
14	Sammy Winder, 1986
13	Steve Watson, 1981
13	Floyd Little, 1973
13	Floyd Little, 1972
12	Rod Smith, 1997 / Otis Armstrong, 1974
12	Lionel Taylor, 1960

### Game

4	Clinton Portis, vs. Kansas City, 12/15/02
4	Mike Anderson, at New Orleans, 12/3/00
3	23 times (last by Smith, R., vs. Cleve., 10/15/00)

### MOST TDs SCORED BY A ROOKIE

#### Season

17	Clinton Portis, 2002 (15 rush, 2 pass)
15	Mike Anderson, 2000 (15 rush)
12	Lionel Taylor, 1960 (12 pass)
10	Jon Keyworth, 1974 (10 rush)

### Game

4	Portis, vs. Kansas City, 12/15/02
4	Anderson, at New Orleans, 12/3/00 (4 rush)
3	Davis, vs. Washington, 9/17/95 (2 r, 1 p)
3	Taylor, vs. Buffalo, 11/27/60 (3 pass)

### MOST CONSEC. GAMES SCORING, NON-KICKER

8	Davis, 1998
6	Taylor, 1960-61; Denson, '69; Little '72, V. Johnson, '87, Davis, '97-98

### MOST POINTS SCORED

#### Career

1,193	Jason Elam, 1993-2002
742	Jim Turner, 1971-79
655	Rich Karlis, 1982-88
429	David Treadwell, 1989-92
408	Gene Mingo, 1960-64
396	Terrell Davis, 1995-2001
324	Floyd Little, 1967-75
302	Rod Smith, 1994-2002
288	Shannon Sharpe, 1990-98, 2002
288	Sammy Winder, 1982-90

#### Season

138	Terrell Davis, 1998
137	Gene Mingo, 1962
132	Jason Elam, 1995
127	Jason Elam, 1998
124	Jason Elam, 2001
124	Jason Elam, 1997
123	Gene Mingo, 1960
120	David Treadwell, 1989
120	Jason Elam, 2002
119	Jason Elam, 1994
119	Jason Elam, 1993

### Game

24	Portis, vs. Kansas City, 12/15/02
24	Anderson, at New Orleans, 12/3/00
21	Mingo, at Los Angeles Chargers, 12/10/60
20	Scarpitto, at Buffalo, 12/18/66
20	Mingo, vs. San Diego, 10/6/63
19	Mingo, vs. Oakland, 10/5/62
18	27 times (last, Smith R., vs. Cleve., 10/15/00)

### MOST POINTS SCORED BY A ROOKIE

#### Season

123	Gene Mingo, 1960
120	David Treadwell, 1989
119	Jason Elam, 1993

### Game

24	Portis, vs. Kansas City, 12/15/02
24	Anderson, at New Orleans, 12/3/00
21	Mingo, at Los Angeles Chargers, 12/10/60

### MOST PAT ATTEMPTS

#### Career

412	Jason Elam, 1993-2002
304	Jim Turner, 1971-79
253	Rich Karlis, 1982-88
136	David Treadwell, 1989-92
126	Gene Mingo, 1960-64
95	Bobby Howfield, 1968-70
70	Fred Steinfert, 1979-81

#### Season

58	Jason Elam, 1998
49	Jason Elam, 2000
46	Jason Elam, 1997
46	Jason Elam, 1996
45	Rich Karlis, 1986
44	Rich Karlis, 1985
43	Jason Elam, 2002
42	Jason Elam, 1993
41	Rich Karlis, 1984

### Game

6	Elam, vs. Dallas, 9/13/98
6	Elam, vs. Baltimore, 10/20/96
6	Treadwell, vs. Cincinnati, 9/1/91
6	Karlis, vs. Minnesota, 11/18/84
6	Steinfert, vs. San Diego, 9/27/81
6	Turner, (6 times: vs. New England, 11/11/79, vs. Tampa Bay, 11/7/76, vs. Cleveland, 9/26/76, vs. N.Y. Jets, 9/19/76, at Houston, 10/14/73, vs. New England, 12/17/72)

### MOST PATs MADE

#### Career

410	Jason Elam, 1993-2002
283	Jim Turner, 1971-79
244	Rich Karlis, 1982-88
132	David Treadwell, 1989-92
120	Gene Mingo, 1960-64

#### Season

58	Jason Elam, 1998
49	Jason Elam, 2000
46	Jason Elam, 1997
46	Jason Elam, 1996
44	Rich Karlis, 1986
42	Jason Elam, 2002
41	Jason Elam, 1993
41	Rich Karlis, 1985
40	Jim Turner, 1973

### Game

6	Elam, vs. Dallas, 9/13/98
6	Elam, vs. Baltimore, 10/20/96
6	Treadwell, vs. Cincinnati, 9/1/91
6	Karlis, vs. Minnesota, 11/18/84
6	Steinfert, vs. San Diego, 9/27/81
6	Turner, New England, 11/11/79
6	Turner, vs. Tampa Bay, 11/7/76
6	Turner, at Houston, 10/14/73
6	Turner, vs. New England, 12/17/72
5	14 times (last by Elam, vs. S.F., 12/23/00)

### MOST PATs MADE BY A ROOKIE

#### Season

41	Jason Elam, 1993 (42 attempts)
39	David Treadwell, 1989 (40 att.)
33	Gene Mingo, 1960 (36 att.)

## INDIVIDUAL RECORDS — SCORING

### BEST PAT PERCENTAGE

#### Career (min. 20 attempts)

*.995	Jason Elam, 1993-2002
.983	Gary Kroner, 1965-67
.979	Bobby Howfield, 1968-70
.971	David Treadwell, 1989-92
.971	Fred Steinfert, 1979-81
.961	Rich Karlis, 1982-88
.952	Gene Mingo, 1960-64
.931	Jim Turner, 1971-79

\* - NFL Record

#### Season (min. 14 attempts)

1.000	16 times, last by Jason Elam, 2001 (31 of 31)
-------	---

### MOST CONSECUTIVE PATs MADE

*371	Jason Elam (9th gm. in '93-11th '02)
82	Rich Karlis (5th gm. '86-9th '88)
82	Jim Turner (1st gm. '71-9th '73)

\* - NFL Record

### MOST FIELD GOALS ATTEMPTED

#### Career

333	Jason Elam, 1993-2002
233	Jim Turner, 1971-79
193	Rich Karlis, 1982-88
127	David Treadwell, 1989-92
119	Gene Mingo, 1960-64
79	Bobby Howfield, 1968-70
64	Fred Steinfert, 1979-81
56	Gary Kroner, 1965-67

#### Season

39	Gene Mingo, 1962
38	Jason Elam, 1995
38	Rich Karlis, 1985
38	Jim Turner, 1971
37	Jason Elam, 1994
36	Jason Elam, 2002
36	Jason Elam, 2001
36	Jason Elam, 1999
36	Jason Elam, 1997
36	David Treadwell, 1991
36	Rich Karlis, 1988

### Game

7	Karlis, at San Diego, 10/2/88
7	Mingo, vs. San Diego, 10/6/63
6	Elam, at Kansas City, 11/16/97
6	Elam, vs. Buffalo, 9/3/95
6	Steinfert, vs. Oakland, 9/6/81
6	Kroner, vs. Houston, 10/2/66
6	Guesman, vs. Oakland, 11/29/64
5	17 times (last by Elam, vs. Mia., 10/13/02)

### MOST FIELD GOALS MADE

#### Career

261	Jason Elam, 1993-2002
151	Jim Turner, 1971-79
137	Rich Karlis, 1982-88
99	David Treadwell, 1989-92
72	Gene Mingo, 1960-64
43	Fred Steinfert, 1979-81
40	Bobby Howfield, 1968-70
29	Gary Kroner, 1965-67

#### Season

31	Jason Elam, 2001
31	Jason Elam, 1995
30	Jason Elam, 1994
29	Jason Elam, 1999
27	David Treadwell, 1991

27	David Treadwell, 1989
27	Gene Mingo, 1962
26	Jason Elam, 2002
26	Jason Elam, 1997
26	Jason Elam, 1993
26	Fred Steinfert, 1980

### Game

5	Elam, vs. Miami, 10/13/02
5	Elam, at Kansas City, 11/16/97
5	Elam, vs. Buffalo, 9/3/95
5	Karlis, vs. Seattle, 11/20/83
5	Mingo, vs. San Diego, 10/6/63
4	23 times, last by Elam, vs. St. L., 9/8/02

### MOST FIELD GOALS MADE BY A ROOKIE

#### Season

27	David Treadwell, 1989
26	Jason Elam, 1993
18	Gene Mingo, 1960

### Game

4	Elam, at N.Y. Jets, 9/5/93
4	Treadwell, at Buffalo, 9/18/89

### BEST FIELD GOAL PERCENTAGE

#### Career (min. 20 attempts)

.784	Jason Elam, 1993-2002
.780	David Treadwell, 1989-92
.710	Rich Karlis, 1982-88
.672	Fred Steinfert, 1979-81
.648	Jim Turner, 1971-79
.605	Gene Mingo, 1960-64
.518	Gary Kroner, 1965-67
.506	Bobby Howfield, 1968-70

#### Season (min. 10 attempts)

.861	Jason Elam, 2001 (31 of 36)
.852	Jason Elam, 1998 (23 of 27)
.846	Rich Karlis, 1982 (11 of 13)
.840	Rich Karlis, 1983 (21 of 25)
.833	David Treadwell, 1992 (20 of 24)
.818	David Treadwell, 1989 (27 of 33)
.816	Jason Elam, 1995 (31 of 38)
.811	Jason Elam, 1994 (30 of 37)
.806	Jason Elam, 1999 (29 of 36)
.765	Fred Steinfert, 1980 (26 of 34)

### LONGEST FIELD GOALS

63*	Elam, vs. Jacksonville, 10/25/98
57	Steinfert, vs. Washington, 10/13/80
56	Elam, at Houston, 11/26/95
55	Elam, vs. Miami, 10/13/02
55	Elam, at San Diego, 11/7/99
55	Steinfert, at Seattle, 12/21/80
55	Steinfert, vs. Dallas, 9/14/80
54	Elam, vs. Arizona, 12/29/02
54	Elam, at San Diego, 12/1/02
54	Elam, at San Diego, 10/23/94
54	Elam, vs. San Diego, 9/12/93

\* - NFL record (tie)

### MOST CONSECUTIVE GAMES WITH A FIELD GOAL

15	Rich Karlis (13th in '84 - 11th in '85)
13	Jason Elam (6th in '01 - 2nd in '02)
12	David Treadwell (7th in '91 - 1st in '92)

### MOST CONSECUTIVE FIELD GOALS MADE

19	Jason Elam (last 1 in '97 - first 18 in '98)
13	Rich Karlis (last 4 in '84 - first 9 in '85)
11	Jason Elam (last 8 in '94 - first 3 in '95)
11	David Treadwell (13th - 23rd in '89)
11	David Treadwell (first 11 in '89)



## TEAM RECORDS — GENERAL

### MOST CONSECUTIVE GAMES SCORING

156	Jason Elam, 1993-current
69	Rich Karlis, 1984-88

### CHAMPIONSHIPS

#### SUPER BOWL

2	1997, 1998 (XXXII and XXXIII)
---	-------------------------------

#### AMERICAN FOOTBALL CONFERENCE

6	1977, 1986, 1987, 1989, 1997, 1998
---	------------------------------------

#### AFC WESTERN DIVISION

9	1977, 1978, 1984, 1986, 1987, 1989, 1991, 1996, 1998
---	--

#### PLAYOFF BERTHS

14	1977, 1978, 1979, 1983, 1984, 1986, 1987, 1989, 1991, 1993, 1996, 1997, 1998, 2000
----	--

### STREAKS

#### MOST WINS, ONE SEASON

14	1998
13	1996
13	1984
12	1997
12	1991
12	1977
11	2000
11	1989
11	1986
11	1985

#### MOST CONSECUTIVE WINS

14	1997-98 (last one of '97, first 13 of '98)
10	1984 (games 3-12)
9	1996 (games 5-13)
8	1985-1986 (last two '85, first 6 '86)
8	1976-1977 (last two '76, first 6 '77)
6	2000 (games 9-14)
6	1997 (games 1-6)
6	1991-92 (last four '91, first 2 '92)
6	1977 (games 1-6)

#### MOST CONSECUTIVE GAMES WITHOUT A LOSS

14	1997-98 (last one of '97, first 13 of '98)
10	1984 (games 3-12)
9	1996 (games 5-13)
8	1985-1986 (last two of '85, first six of '86)
8	1976-1977 (last two of '76, first six of '77)
7	1973 (games 5-11)
6	2000 (games 9-14)
6	1997 (games 1-6)
6	1991-92 (last four of '91, first two of '92)
6	1977 (games 1-6)

#### MOST CONSECUTIVE HOME WINS

24	9/1/96 through 12/27/98
12	10/16/83 through 11/18/84
9	10/16/88 through 10/15/89
8	12/1/91 through 11/15/92
8	9/6/81 through 12/13/81
7	12/16/90 through 11/3/91
6	10/12/87 through 10/27/87
6	11/7/76 through 10/9/77

### MOST CONSECUTIVE ROAD WINS

7	12/12/76 through 12/4/77
6	9/20/98 through 11/29/98
4	9/29/96 through 11/24/96
3	10/20/02 through 11/17/02
3	9/30/62 through 11/4/62
2	many (last 9/7/97 through 9/28/97)

### MOST CONSECUTIVE PRESEASON WINS

9	8/22/81 through 8/20/83
7	8/14/76 through 8/20/77
6	9/4/99 through 8/11/01

### MOST CONSECUTIVE PRESEASON HOME WINS

10	7/26/97 through 8/31/01 (current)
6	8/22/81 through 8/20/83

### MOST CONSECUTIVE PRESEASON ROAD WINS

3	many (last 8/15/87 through 8/3/88)
---	------------------------------------

### MOST CONSECUTIVE POSTSEASON HOME WINS

6	(1/4/87 through 1/4/92)
---	-------------------------

### MOST CONSECUTIVE POSTSEASON ROAD WINS

2	(1/4/98 through 1/11/98)
---	--------------------------

### MOST CONSECUTIVE LOSSES

11	1963-1964 (last 7 of '63, first 4 of '64)
9	1967 (games 2-10)

### MOST CONSECUTIVE GAMES WITHOUT WIN

14	1963-1964 (last 7 of '63, first 4 of '64)
9	1967 (games 2-10)

### MOST CONSECUTIVE HOME LOSSES

7	9/24/67 through 9/29/68
3	four times (last 10/13/02 through 11/24/02)

### MOST CONSECUTIVE ROAD LOSSES

12	11/9/63 through 9/11/65
6	three times (last 10/12/92 through 12/27/92)
5	many (last 10/23/88 through 12/11/88)

### MOST CONSECUTIVE PRESEASON LOSSES

6	twice (last 8/17/68 through 8/16/69)
5	twice (last 8/21/65 through 8/12/66)
4	8/23/63 through 8/14/64

### MOST CONSECUTIVE PRESEASON HOME LOSSES

4	8/7/65 through 8/28/66
3	8/17/68 through 8/9/69
2	many (last 8/17/68 through 8/23/68)

### MOST CONSECUTIVE PRESEASON ROAD LOSSES

7	8/25/90 through 8/16/93
6	twice (last 8/30/68 through 8/29/70)
5	twice (last 8/14/71 through 8/19/72)

### MOST CONSECUTIVE HOME GAMES W/O WIN

7	9/24/67 through 9/29/68
7	11/1/70 through 10/10/71
6	three times (last 11/21/65 through 9/25/66)

### MOST CONSECUTIVE ROAD GAMES W/O WIN

17	12/2/62 through 9/11/65
6	three times (last 10/12/92 through 12/27/92)
5	many (last 10/23/88 through 12/11/88)

## TEAM RECORDS — SCORING

### SCORING

#### MOST POINTS SCORED

##### Season

501	1998
485	2000
472	1997
392	2002
391	1996
388	1995
380	1985
379	1987
378	1986
373	1993

##### Game

50	vs. San Diego, 10/6/63
48	vs. Tampa Bay, 11/7/76
48	at Houston, 10/14/73
46	vs. New York Jets, 9/19/76
45	vs. Baltimore, 10/20/96
45	vs. Cincinnati, 9/1/91
45	vs. New England, 11/11/79
45	vs. New England, 12/17/72
45	vs. New York Titans, 11/22/62
44	vs. Cleveland, 10/15/00; at Atlanta, 9/22/85
	vs. Cleveland, 9/26/76; vs. Oakland, 10/5/62

#### LARGEST MARGIN OF VICTORY

43	vs. New York Jets, 9/19/76 (46-3)
37	at Phoenix, 12/16/89 (37-0)
37	vs. Oakland, 10/5/62 (44-7)
35	vs. San Diego, 12/21/97 (38-3)
35	vs. New England, 11/11/79 (45-10)
35	vs. Tampa Bay, 11/7/76 (48-13)
34	vs. Cleveland, 10/15/00 (44-10)
34	vs. Carolina, 11/9/97 (34-0)
34	vs. Detroit, 11/1/87 (34-0)
31	vs. Cincinnati, 9/1/91 (45-14); vs. San Diego, 9/11/88 (34-3) vs. Cleveland, 9/26/76 (44-13)

#### MOST POINTS, ONE HALF

38	vs. Seattle, 11/26/89
38	vs. New England, 11/11/79
38	vs. Tampa Bay, 11/7/76
35	vs. Philadelphia, 10/4/98
35	vs. Dallas, 9/13/98
35	vs. Minnesota, 11/18/84
34	vs. Cleveland, 10/15/00
33	vs. San Diego, 10/6/63
32	vs. New York Titans, 11/22/62
31	vs. New York Jets, 9/1/96
31	vs. Kansas City, 11/16/86
31	vs. Boston, 10/23/63

#### MOST POINTS, ONE QUARTER

28	vs. Philadelphia, 10/4/98
26	at New York Jets, 12/3/67
24	vs. Jacksonville, 10/25/98
24	vs. New York Jets, 9/1/96
24	vs. Washington, 9/17/95
24	vs. Seattle, 11/26/89
24	vs. New England, 11/11/79
24	vs. Tampa Bay, 11/7/76
24	vs. San Diego, 10/6/63
24	vs. Buffalo, 11/27/60

#### MOST TOUCHDOWNS SCORED

##### Season

62	1998
58	2000
55	1997

47	1996
45	2002
45	1987
45	1986
45	1985
42	1995
42	1993
42	1984

##### Game

6	13 times (last vs. Phil., 10/4/98)
---	------------------------------------

#### MOST FIELD GOALS MADE

##### Season

31	2001
31	1995
30	1994
29	1999
28	1997
27	1991
27	1989
27	1962
26	2002, 2000, 1993, 1980

##### Game

5	vs. Miami, 10/13/02
5	at Kansas City, 11/16/97
5	vs. Buffalo, 9/3/95
5	vs. Seattle, 11/20/83
4	23 times (last at Dallas, 11/22/01)

#### BEST PERCENTAGE ON PAT ATTEMPTS

1,000	2001 (31 of 31)
1,000	2000 (53 of 53)
1,000	1999 (29 of 29)
1,000	1997 (50 of 50)
1,000	1996 (46 of 46)
1,000	1995 (39 of 39)
1,000	1994 (29 of 29)
1,000	1973 (40 of 40)
1,000	1972 (37 of 37)
1,000	1971 (18 of 18)
1,000	1968 (31 of 31)
1,000	1966 (20 of 20)
1,000	1965 (32 of 32)
1,000	1963 (35 of 35)
1,000	1961 (27 of 27)

#### FEWEST POINTS SCORED

##### Season

148	1982*
196	1966
203	1971
240	1964
251	1961
253	1970
254	1975
255	1968
256	1967
292	1992

\*(players' strike; nine-game season)

#### Game (times Denver shutout: 9)

0	at L.A. Raiders (24-0) 11/22/92
0	at Philadelphia (30-0) 9/20/92
0	at New Orleans (42-0) 11/20/88
0	at Chicago (27-0) 9/9/84
0	at San Diego (23-0) 10/8/78
0	at San Diego (17-0) 12/15/74
0	at Kansas City (16-0) 12/6/70
0	at Oakland (51-0) 9/10/67
0	at San Diego (37-0) 10/29/61

## TEAM RECORDS — OFFENSE

### TOTAL OFFENSE

#### MOST TOTAL PLAYS

##### Season

1,152	1985
1,115	2000
1,092	1996
1,077	1988
1,071	1989
1,070	1987
1,068	1997
1,060	1993
1,062	1981
1,057	2002
1,057	1994

##### Game

95	at Green Bay (Milw.), 9/20/87
88	at Seattle, 10/29/78 (OT)
86	at Chicago, 12/12/76
86	vs. San Diego, 11/30/75
84	vs. Oakland, 10/16/95
84	at Kansas City 12/4/94
84	at L.A. Raiders, 10/28/84 (OT)
84	vs. Boston, 12/3/61
83	vs. San Diego, 11/19/00; at Phoenix, 12/16/89; at Seattle, 12/8/79; at Houston, 12/20/64; at Houston, 11/20/60

#### MOST YARDS TOTAL OFFENSE

##### Season

6,554	2000
6,092	1998
6,090	2002
6,040	1995
5,872	1997
5,791	1996
5,624	1987
5,506	1988
5,496	1985
5,487	1994

##### Game

548	vs. Baltimore, 10/20/96
543	vs. New York Jets, 9/19/76
538	at Seattle, 11/26/00
536	vs. San Diego, 11/19/00
532	vs. Kansas City, 11/18/74
522	at San Diego, 11/29/87
515	vs. Dallas, 9/13/98
514	vs. Green Bay, 10/17/99
511	vs. Seattle, 12/27/98
507	vs. Oakland, 12/14/80
507	at Kansas City, 10/20/02

#### HIGHEST AVERAGE GAIN PER PLAY

##### Season

5.88	2000
5.85	1998
5.76	2002
5.70	1995
5.50	1997
5.38	1972
5.30	1996
5.26	1987
5.21	1974
5.20	1962

##### Game

9.53	vs. Dallas, 9/13/98
8.56	vs. San Diego, 9/7/62
8.21	at Houston, 10/14/73
7.77	vs. New England, 12/17/72

7.76	vs. Arizona, 12/29/02
7.73	vs. Kansas City, 9/21/75
7.66	vs. Arizona, 11/5/95
7.65	vs. Kansas City, 12/15/02
7.64	at Oakland, 10/22/72
7.56	vs. Kansas City, 12/6/98

#### FEWEST YARDS TOTAL OFFENSE

##### Season

2,837	1982*
3,168	1966
3,332	1964
3,811	1961
3,827	1970
3,906	1977
3,971	1968
3,995	1963
4,136	1976
4,158	1971

\*(players' strike; nine-game season)

##### Game

-5	at Oakland, 9/10/67
26	at Houston, 9/3/66
82	at Philadelphia, 9/20/92
117	vs. Buffalo, 12/13/64
128	at Washington, 10/12/92
130	at Chicago, 9/9/84
132	vs. Boston, 10/4/64
139	at Pittsburgh, 9/4/83
148	at Kansas City, 12/6/70
152	vs. Oakland, 9/3/78

### RUSHING

#### MOST RUSHES

##### Season

601	1978
554	1989
525	1998
525	1996
524	1979
523	1977
520	1997
516	2000
515	1981
512	1971

##### Game

60	vs. San Diego, 11/30/75
59	at Kansas City, 9/24/78
59	at Chicago, 12/12/76
57	at Seattle, 10/29/78 (OT)
57	at Cleveland, 10/24/71
55	vs. San Diego, 10/17/71
53	at Kansas City, 11/20/77
51	vs. Green Bay, 10/17/99
50	at New York Jets, 10/28/73
49	at New Orleans, 12/3/00; vs. L.A. Raiders, 9/30/84; vs. Philadelphia, 12/14/75

#### MOST YARDS RUSHING

##### Season

2,468	1998
2,451	1978
2,378	1997
2,362	1996
2,311	2000
2,266	2002
2,157	1974
2,093	1971
2,092	1989
2,076	1984

#### MOST YARDS RUSHING, CONT.

##### Game

356	at Chicago, 12/12/76
328	vs. San Diego, 11/30/75
301	at Seattle, 11/26/00
292	at Oakland, 11/24/74
283	at New Orleans, 12/3/00
280	at Cleveland, 10/24/71
278	at Seattle, 10/29/78 (OT)
272	at Cincinnati, 10/19/69
260	vs. Seattle, 12/19/99
259	at Arizona, 12/29/02

#### BEST AVERAGE GAIN PER RUSH

##### Season

4.96	2002
4.70	1998
4.57	1997
4.53	1995
4.50	1996
4.50	1972
4.48	2000
4.44	1974
4.15	1971
4.13	1970

##### Game (min. 10 rushes)

8.09	vs. Arizona, 12/29/02
7.66	vs. Cincinnati, 9/21/97
7.34	at Seattle, 11/26/00
7.17	vs. San Diego 9/4/94
6.83	at San Diego, 11/30/97
6.74	vs. Dallas, 9/13/98
6.68	vs. Dallas, 10/30/60
6.64	vs. Houston, 9/17/72
6.60	at Philadelphia, 11/12/95
6.59	vs. Buffalo, 11/19/61
6.55	at Indianapolis, 10/31/88

#### MOST RUSHING TOUCHDOWNS

##### Season

26	1998
21	2002
21	2000
20	1996, 1985, 1974
19	1994, 1990
18	1997, 1987
17	1986, 1972, 1970

##### Game

4	vs. San Francisco, 12/23/00
4	at New Orleans, 12/3/00
4	vs. Dallas, 9/13/98
4	vs. Houston, 12/8/74
4	vs. Cincinnati, 9/16/73

#### FEWEST YARDS RUSHING

##### Season

1,018	1982*
1,104	1961
1,173	1966
1,195	1960
1,265	1967
1,298	1962
1,311	1964
1,470	1994
1,500	1992
1,508	1963

\*(players' strike; nine-game season)

## TEAM RECORDS — OFFENSE

#### Game

13	at Oakland, 10/22/72
20	at Dallas, 12/10/61
26	at Washington, 10/12/92
27	at Buffalo, 9/15/62
28	vs. New England, 11/4/84
28	vs. Kansas City, 10/23/66
29	vs. Oakland, 11/28/63
33	at Los Angeles Raiders, 9/8/91
33	at Houston, 12/2/62
34	at San Diego, 11/23/69

### PASSING

#### MOST PASS ATTEMPTS

##### Season

626	1994
617	1985
594	1995
581	1988
569	2000
568	1961
559	1962
554	2002
554	1999
553	1993

##### Game

59	at Green Bay, 10/10/93
58	vs. San Diego, 11/19/00
56	at Los Angeles Raiders, 12/26/82
56	at Buffalo, 9/15/62
56	at Boston, 9/21/62
55	at Houston, 12/20/64
54	at Baltimore, 9/30/02
54	at New York Titans, 9/24/61
54	vs. Houston, 11/6/60

#### MOST COMPLETIONS

##### Season

388	1994
359	2002
354	2000
350	1995
350	1993
329	1985
327	1996
324	1988
319	1999
312	2001

##### Game

36	vs. San Diego, 11/19/00
36	vs. San Diego, 9/4/94
35	at Baltimore, 9/30/02
35	at Houston, 12/20/64
34	vs. Oakland, 11/11/02
33	at Green Bay, 10/10/93
32	vs. San Diego, 10/6/96
32	vs. Kansas City, 11/18/74
31	vs. Houston, 11/6/60
30	vs. Washington, 9/17/95
30	vs. Minnesota, 11/14/93
30	vs. Seattle, 9/23/90
30	at Green Bay (at Milwaukee), 9/20/87

#### BEST COMPLETION PERCENTAGE

##### Season

.648	2002
.633	1993
.622	2000
.620	1994

## TEAM RECORDS — OFFENSE

### BEST COMPLETION PERCENTAGE, SEASON CONT.

.611	2001
.610	1996
.596	1981
.591	1998
.579	1990
.589	1995

### Game (min. 10 attempts)

.917	at L.A. Raiders, 11/2/86 (11 of 12)
.875	vs. San Diego, 9/27/81 (21 of 24)
.870	vs. K. City, 12/10/78 (20 of 23)
.826	at San Fran., 12/17/94 (19 of 23)
.818	at Kansas City, 12/4/94 (18 of 22)
.783	vs. San Diego, 9/4/94 (36 of 46)
.783	vs. Minnesota, 11/18/84 (18 of 23)
.780	vs. San Diego, 10/6/96 (32 of 41)
.773	vs. Arizona, 11/5/95 (17 of 22)
.773	vs. Houston, 11/2/80 (17 of 22)

### MOST YARDS PASSING (NET YARDS)

Season	
4,243	2000
4,045	1995
4,017	1994
3,824	2002
3,768	1993
3,704	1997
3,691	1988
3,654	1987
3,645	1985
3,624	1998

### Game

459	vs. Kansas City, 11/18/74
443	vs. San Diego, 11/19/00
431	vs. Oakland, 12/14/80
428	at Buffalo, 9/15/62
396	at Oakland, 10/22/72
385	at Seattle, 12/20/85
384	vs. San Diego, 9/7/62
383	vs. Kansas City, 12/6/98
382	vs. Atlanta 11/20/94
373	at Boston, 9/21/62

### FEWEST YARDS PASSING (NET YARDS)

Season	
1,682	1967
1,995	1966
1,819	1982*
2,021	1964
2,025	1970
2,065	1971
2,204	1976
2,328	1974
2,357	1968
2,378	1978

\*(players' strike; nine-game season)

### Game

-53	at Oakland, 9/10/67
-7	at Houston, 9/3/66
1	at Pittsburgh, 9/4/83
6	vs. New York, 11/15/64
8	vs. Oakland, 9/3/78
8	vs. San Diego, 11/30/75
18	at New York, 12/3/67
20	at Houston, 11/14/65
30	at Philadelphia, 9/20/92
33	vs. San Diego, 10/7/79

### MOST TOUCHDOWN PASSES THROWN

#### Season

32	1998
28	2000
27	1997
27	1995
27	1993
27	1981
26	2001
26	1996
24	1988
24	1987
24	1960

#### Game

5	vs. San Diego, 11/19/00
5	vs. Minnesota, 11/18/84
5	vs. Buffalo, 10/28/62
4	19 times (last vs. Seattle, 12/27/98)

### MOST INTERCEPTIONS THROWN

#### Season

45	1961
40	1962
35	1960
34	1975

#### Game

8	at Houston, 12/2/62
6	vs. San Diego, 9/21/ 80
6	vs. San Diego, 11/30/75
6	at San Diego, 9/24/72
6	vs. Buffalo, 11/19/61
6	at Houston, 11/26/61
6	at Green Bay (at Milwaukee), 9/26/71
5	16 times (last vs. N.Y. Jets, 10/3/99)

### BEST INTERCEPTION AVOIDANCE PERCENTAGE

#### Season

.018	1993
.021	2000
.021	1997
.021	1994
.024	1995
.029	1998
.029	1986
.032	1999
.032	1996
.034	1990

#### Game

.000	many times
------	------------

### HIGHEST AVERAGE GAIN PER ATTEMPT

#### Season

8.23	1981
8.09	1974
7.85	2000
7.76	1998
7.34	1993
7.31	1987
7.22	1997
7.21	1991
7.21	1979
7.21	1977
7.17	1995

### HIGHEST AVERAGE GAIN PER COMPLETION

#### Season

14.94	1976
14.56	1984
14.46	1974
14.18	1963
14.16	1966
13.90	1977
13.81	1981
13.81	1975
13.81	1973
13.65	1983

### FEWEST TIMES DENVER PASSER SACKED

#### Season

22	1971
24	1982*
24	1965
25	1998
26	1995
27	1973

\*(players' strike; nine-game season)

#### Game

0	many times
---	------------

### MOST TIMES DENVER PASSER SACKED

#### Season

63	1963
61	1981
61	1964
58	1967
55	1994
55	1983
52	1992
51	1969
50	1977
48	1978
48	1976

#### Game

11	vs. Oakland, 11/5/67
11	vs. Buffalo, 12/13/64
10	at Oakland, 10/31/76
10	at Oakland, 12/8/75
9	at Chicago, 10/2/83
8	vs. Oakland, 10/30/77
8	vs. Boston, 10/4/64
8	vs. Kansas City, 10/1/72

### MOST YARDAGE LOST ON SACKS

#### Season

590	1963
520	1964
508	1967

#### Game

95	vs. Oakland, 11/5/67
84	vs. Buffalo, 12/13/64
78	vs. Kansas City, 12/14/68
78	vs. Boston, 9/29/63
77	at Boston, 9/21/62
47	at Cincinnati, 9/20/96
46	at L.A. Raiders, 12/3/89
46	at Cleveland, 10/24/71
44	at Boston, 9/24/65
44	vs. Boston, 9/29/63

## FIRST DOWNS

### MOST FIRST DOWNS

#### Season

383	2000
357	2002
347	1998
346	1994
344	1995
340	1997
339	1985
338	1988
336	1996
331	1987

#### Game

34	vs. San Diego, 11/19/00
34	vs. Kansas City, 11/18/74
32	at Cincinnati, 10/22/00
31	vs. Seattle, 12/1/96
31	at San Diego, 11/ 29/87
31	vs. Houston, 10/6/85
31	vs. New York Jets, 9/19/76
30	at Baltimore, 9/30/02
30	at Oakland, 12/24/95
30	vs. San Diego, 9/4/94

### MOST FIRST DOWNS RUSHING

#### Season

138	1997
135	1998
134	1996
132	1987
130	1979
129	1978
126	1990
125	2002
125	1989
124	2000

#### Game

19	at Chicago, 12/12/76
19	vs. San Diego, 11/30/75
17	at Seattle, 10/29/78 (OT)
16	at Kansas City, 10/27/85
16	vs. New York Giants, 10/26/80
16	at Kansas City, 9/24/78
16	at Boston, 9/24/65
15	at New Orleans, 12/3/00
15	vs. New England, 10/6/97
15	vs. Detroit, 11/1/87
15	at Detroit, 11/28/74
15	at Oakland, 11/24/74

### MOST FIRST DOWNS PASSING

#### Season

223	2000
205	1995
202	1994
199	2002
196	1988
192	1985
187	1993
186	1998
184	1986
181	1981

## TEAM RECORDS — OFFENSE

### HIGHEST AVERAGE GAIN PER COMPLETION

#### Season

14.94	1976
14.56	1984
14.46	1974
14.18	1963
14.16	1966
13.90	1977
13.81	1981
13.81	1975
13.81	1973
13.65	1983

### FEWEST TIMES DENVER PASSER SACKED

#### Season

22	1971
24	1982*
24	1965
25	1998
26	1995
27	1973

\*(players' strike; nine-game season)

#### Game

0	many times
---	------------

### MOST TIMES DENVER PASSER SACKED

#### Season

63	1963
61	1981
61	1964
58	1967
55	1994
55	1983
52	1992
51	1969
50	1977
48	1978
48	1976

#### Game

11	vs. Oakland, 11/5/67
11	vs. Buffalo, 12/13/64
10	at Oakland, 10/31/76
10	at Oakland, 12/8/75
9	at Chicago, 10/2/83
8	vs. Oakland, 10/30/77
8	vs. Boston, 10/4/64
8	vs. Kansas City, 10/1/72

### MOST YARDAGE LOST ON SACKS

#### Season

590	1963
520	1964
508	1967

#### Game

95	vs. Oakland, 11/5/67
84	vs. Buffalo, 12/13/64
78	vs. Kansas City, 12/14/68
78	vs. Boston, 9/29/63
77	at Boston, 9/21/62
47	at Cincinnati, 9/20/96
46	at L.A. Raiders, 12/3/89
46	at Cleveland, 10/24/71
44	at Boston, 9/24/65
44	vs. Boston, 9/29/63



## TEAM RECORDS — OFFENSE / SPECIAL TEAMS

### MOST FIRST DOWNS PASSING, CONT.

Game	
25	vs. Kansas City, 11/24/74
24	vs. San Diego, 12/3/00
23	at Houston, 12/20/64
22	vs. Oakland, 12/14/80
20	at Buffalo, 9/15/62
19	vs. New England, 10/1/00
19	at Seattle, 12/20/85
19	at Los Angeles Raiders, 12/26/82
19	vs. San Diego, 9/27/81
18	12 times (last vs. Oakland, 11/11/02)

### MOST FIRST DOWNS BY PENALTY

Season	
43	1994
41	1986
38	1983
36	2000
36	1988
35	1993
34	1985
34	1981
33	2002
33	1999

Game	
11	vs. Houston, 10/6/85
7	at Kansas City, 9/19/99
7	at Kansas City, 11/16/98
7	vs. Los Angeles Raiders, 9/7/86
6	vs. San Francisco, 12/23/00
6	at Kansas City, 11/16/97
6	vs. Houston, 9/7/64
5	16 times (most recently vs. Miami, 10/13/02)

### FEWEST FIRST DOWNS

Season	
170	1982*
171	1966
172	1967
211	1964
217	1971
217	1970
217	1968
219	1961
223	1977
230	1963

\*(players' strike; nine-game season)

Game	
0	at Houston, 9/3/66
3	at Oakland, 9/10/67
4	at Philadelphia, 9/20/92
7	at Washington, 10/12/92
7	at Kansas City, 12/6/70
7	vs. Buffalo, 12/13/64
8	at Chicago, 9/9/84
8	at New England, 9/29/80
8	at Oakland, 10/16/77
8	at Houston, 10/10/76
8	vs. Houston, 11/16/69

## PUNTING

### MOST PUNTS

Season	
105	1967
96	1984
96	1978
96	1969
95	1985
91	1977
89	1979
87	1983
87	1970
86	1981

### Game

12	at Buffalo, 10/25/81
12	vs. Cincinnati, 10/6/68
12	at Oakland, 9/10/67
11	vs. Seattle, 10/20/85
11	at Seattle, 11/30/92
10	seven times (most recently at Balt., 9/11/83)

### FEWEST PUNTS

Season	
45	1982*
54	1995
55	2002
59	1962
60	1997
60	1990
60	1972
62	2000
63	1975

\*(players' strike; nine-game season)

### Game

0	at Minnesota, 11/4/90
0	vs. Dallas, 10/8/61
1	10 times (last vs. Arizona, 12/29/02)

### BEST PUNTING AVERAGE

Season	
46.5	1999
46.2	1998
45.2	1966
45.1	1973
45.0	1982
44.7	2001
44.9	1967
44.4	1993
44.3	1963
43.9	1980

### Game (min. 4 punts)

57.2	vs. Los Angeles Raiders, 9/26/88
56.6	vs. Seattle, 11/24/84
55.8	vs. San Diego, 12/16/90
55.0	at New England, 10/27/91
54.4	at Oakland, 9/20/98
54.3	at Arizona, 9/23/01
54.3	vs. Minnesota, 10/31/99
54.2	at Oakland, 10/10/99
53.8	vs. San Diego, 10/22/67
53.5	vs. New York Jets, 11/17/63

## TEAM RECORDS — SPECIAL TEAMS

### LOWEST PUNTING AVERAGE

35.1	1976
36.4	1978
37.3	1960
39.0	2002
39.2	1977
39.6	2000
39.4	1961
39.7	1986
39.9	1989
39.9	1987
39.9	1979
39.9	1975

### BEST NET PUNTING AVERAGE

#### Season (category started in 1976)

38.5	1990
38.1	1997
37.9	1988
37.8	1982
37.7	1992
37.6	1998
37.3	1995
37.1	1994
37.1	1993
36.5	2001

### Game (min. 4 punts)

52.8	vs. Los Angeles Raiders, 9/26/88
52.3	vs. San Diego, 11/11/01
52.3	at Houston, 12/4/77
48.3	vs. San Francisco, 9/19/82
47.5	at Indianapolis, 10/21/90
47.0	vs. Seattle, 11/25/84
46.0	vs. San Diego, 11/9/86
45.8	vs. Pittsburgh, 10/14/90
44.8	at Cleveland, 9/27/92
44.5	vs. San Diego, 9/12/93

## PUNT RETURNS

### MOST PUNT RETURNS

Season	
63	1970
58	1977
54	1999
53	1988
51	1981
51	1978
51	1976
49	1996
48	1987
48	1986

### Game

8	vs. San Diego, 12/27/87
8	vs. Baltimore, 10/22/78
8	vs. San Diego, 11/30/75
8	at Kansas City, 10/6/74
8	at Buffalo, 9/20/70
7	seven times (last vs. Kansas City, 10/27/96)

### MOST PUNT RETURN YARDS

Season	
712	1977
640	1976
583	1996
582	1978
556	1970
555	1997

552	1986
486	1987
474	1974
470	1975

### Game

168	vs. Carolina, 11/9/97
167	vs. Pittsburgh, 11/6/77
150	vs. San Diego, 12/27/88
128	San Francisco, 9/19/82
126	at New York Jets, 12/3/67
125	vs. Cleveland, 9/26/76
121	vs. St. Louis Rams, 9/14/97
121	at Buffalo, 9/20/70
116	at Houston, 11/14/65
113	vs. New York Jets, 11/17/63

### BEST PUNT RETURN AVERAGE

14.5	1982
13.5	1967
13.1	2001
12.9	1963
12.5	1976
12.3	1977
12.2	1969
11.9	1996
11.5	1995, 1986, 1975

## KICKOFF RETURNS

### MOST KICKOFF RETURNS

Season	
78	1963
76	1974
75	1994

### Game

10	at Indianapolis, 10/31/88
10	vs. Boston, 10/4/64
10	at San Diego, 12/22/63
9	at Kansas City, 12/18/83
9	at Boston, 10/18/63
9	vs. Kansas City, 9/7/63

### BEST KICKOFF RETURN AVERAGE

26.9	1966
25.3	1967
24.5	1975
24.4	1965
24.2	1998
23.9	1996
23.6	1969
23.5	2001
23.5	2002
23.4	1976

### MOST KICKOFF RETURN YARDS

Season	
1,801	1963
1,758	1964
1,731	1965

### Game

295	vs. Boston, 10/4/64
289	vs. Kansas City, 9/7/63
238	at Kansas City, 10/8/63
219	at Indianapolis, 10/31/88
217	at San Diego, 10/29/61
215	at Houston, 9/3/66
215	at San Diego, 10/29/61

## TEAM RECORDS — MISCELLANEOUS

### FUMBLES

#### MOST FUMBLES

##### Season

40	1961
36	1984
36	1966
35	1979
34	1988
34	1983
34	1963

##### Game

6	vs. Washington, 11/18/01
6	vs. Philadelphia, 11/29/89
6	vs. Cleveland, 10/19/75
6	at Boston Patriots, 11/6/66
6	vs. L.A. Chargers, 10/16/60
5	12 times (last vs. Oakland, 10/16/95)

#### MOST FUMBLES LOST

##### Season

23	1961
19	1983
18	1994
18	1993
18	1981
18	1979
17	1987
17	1984
17	1982
17	1978
17	1966
17	1960

##### Game

5	vs. Cleveland, 10/19/75
5	vs. Chicago, 9/30/73
4	at Indianapolis, 10/31/88
4	vs. San Diego, 9/12/82
4	vs. Kansas City, 12/7/80
4	at Minnesota, 9/11/78
4	vs. Kansas City, 10/10/65
4	at San Diego, 12/22/63
4	at Boston, 9/16/61
4	at Boston, 10/23/60

#### FEWEST FUMBLES

##### Season

15	1969
16	1995
17	1998
21	2002
21	1973
23	1976
23	1974
23	1970
23	1967
24	2001
24	1986
24	1985
24	1982*
24	1971

\*(players' strike; nine-game season)

##### Game

0	many times
---	------------

#### FEWEST FUMBLES LOST

##### Season

6	1998
7	2002

8	2001
8	1985
8	1964
9	1969
9	1973
10	1999
10	1997
11	1972
12	1989, 1988, 1976

##### Game

0	many times
---	------------

### PENALTIES

#### MOST PENALTIES

##### Season

132	1978
116	1997
116	1979
115	1998
114	1999
112	1993
109	1996
109	1995
108	1990
105	1976

##### Game

15	vs. Tampa Bay, 11/7/76
14	at Kansas City, 9/20/93
14	vs. Oakland, 10/17/76
14	at New York Jets, 10/28/73
13	at San Diego, 9/24/95
13	at Green Bay, 10/10/93
13	at Seattle, 11/30/92
12	9 times (last at Seattle, 10/14/01)

#### MOST YARDS PENALIZED

##### Season

1,097	1978
1,023	1998
1,006	1997
1,006	1979
986	1976
949	1996
917	2001
910	1986
899	1980
887	1970

##### Game

160	vs. Tampa Bay, 11/7/76
134	vs. Pittsburgh, 11/6/77
132	at Oakland, 10/17/76
130	vs. New York Titans, 11/22/62
128	at Minnesota, 10/26/87
128	at Seattle, 12/8/79
123	at New York Jets, 10/28/73
123	at Oakland, 11/9/69
121	at New York Jets, 12/3/67
113	at Buffalo, 10/26/97
112	at Green Bay, 10/10/93

#### FEWEST PENALTIES

##### Season

48	1967
54	1982*
60	1961

\*(players' strike; nine-game season)

## TEAM RECORDS — MISCELLANEOUS / DEFENSE

#### Game

0	at Chicago, 12/18/93
0	vs. Kansas City, 12/17/67
1	14 (last vs. Seattle, 11/13/94)

#### FEWEST YARDS PENALIZED

##### Season

501	1960
512	1967
516	1982*
548	1963

\*(players' strike; nine-game season)

##### Game

0	at Chicago, 12/18/93
0	vs. Kansas City, 12/17/67
0	at Boston, 9/21/62
5	vs. Atlanta, 10/16/88
5	at Kansas City, 10/27/85
5	vs. Kansas City, 9/7/63
5	vs. Boston, 11/11/62
5	vs. Dallas, 10/30/60

#### GIVEAWAY/TAKEAWAY RATIO (1970-2002)

+21	1984
+19	2000
+12	1977
+11	1989
+11	1987
+10	2001
+10	1998
+10	1997
+10	1978
+ 8	1991
+ 7	1983
+ 7	1981
+ 6	1986
+ 5	1985
+ 3	1993
+ 3	1974
+ 1	1971
0	1996
- 1	1976
- 2	1999
- 3	1979
- 5	2002
- 5	1994
- 5	1988
- 7	1990
- 9	1970
- 9	1995
-10	1980
-12	1972
-13	1992
-16	1975
-17	1982

### TOTAL DEFENSE

#### FEWEST POINTS ALLOWED

##### Season

148	1977
198	1978
206	1976
226	1989
226	1982*
235	1991
241	1984
262	1979

264	1970
275	1996
275	1971

\*(players' strike; nine-game season)

#### Game (List of Denver Shutouts)

Denver 34,	Carolina 0,	11/9/97
Denver 27,	Oakland 0,	10/16/95
Denver 12,	at Cleveland 0,	9/27/92
Denver 37,	at Phoenix 0,	12/16/89
Denver 12,	at San Diego 0,	10/2/88
Denver 24,	San Diego 0,	12/27/87
Denver 34,	Detroit 0,	11/1/87
Denver 21,	Kansas City 0,	10/23/84
Denver 17,	at Oakland 0,	10/4/81
Denver 7,	San Diego 0,	10/7/79
Denver 10,	Cincinnati 0,	9/2/79
Denver 7,	St. Louis 0,	9/18/77
Denver, 17,	at San Diego 0,	11/14/76
Denver 26,	San Diego 0,	10/3/76
Denver 27,	Cleveland 0,	10/24/71
Denver 13,	San Diego 0,	11/2/69

#### MOST POINTS ALLOWED

##### Season

473	1963
438	1964
432	1961
409	1967

##### Game

59	vs. Kansas City, 9/7/63
58	at San Diego, 12/22/63
56	vs. Kansas City, 10/23/66
55	vs. Houston, 11/5/61
55	at San Diego, 10/20/68

#### FEWEST TOUCHDOWNS ALLOWED

##### Season

18	1977
21	1978
22	1991
25	1989
25	1982*
25	1976
26	1984
27	1993
28	1970
31	1996, 1979, 1973

\*(players' strike; nine-game season)

##### Game

0	many times
---	------------

#### FEWEST FIELD GOALS ALLOWED

##### Season

8	1977
12	1976
13	1995
13	1961
14	1998
14	1997
14	1987
14	1965
15	1989
15	1981
15	1979
15	1967

##### Game

0	many times
---	------------

## TEAM RECORDS — DEFENSE

### FEWEST TOTAL PLAYS ALLOWED

Season	
616	1982*
825	1971
838	1970
847	1963
850	1965
871	1966
872	1973
876	1972
899	1961
901	1975

\*(players' strike; nine-game season)

Game	
40	vs. San Diego, 10/6/63
42	vs. Green Bay, 12/30/90
42	vs. San Diego, 11/30/75
44	at Oakland, 9/24/00
44	at Boston, 9/24/65
44	vs. Boston, 9/29/63
46	at Oakland, 10/19/97
46	at Los Angeles Raiders, 12/3/89
46	at Cleveland, 10/24/71
47	7 times (last vs. Carolina, 11/9/97)

### FEWEST TOTAL YARDS ALLOWED

Season	
3,169	1982*
3,705	1970
3,722	1976
3,774	1977
3,819	1971
3,851	1972
4,006	1975
4,235	1973
4,297	1965
4,391	1974

\*(players' strike; nine-game season)

Game	
60	at Cleveland, 10/24/71
66	vs. Chicago, 12/5/71
70	vs. San Diego, 11/2/69
92	vs. New England, 11/11/79
101	at Phoenix, 12/16/89
110	at Boston, 11/6/66
121	vs. Kansas City, 10/4/70
123	vs. San Diego, 11/30/75
123	at Philadelphia, 10/31/71
125	at Boston, 9/24/65

### LOWEST AVERAGE YIELD PER PLAY

Season	
4.01	1977
4.14	1976
4.38	1978
4.39	1972
4.42	1970
4.45	1975
4.51	1989
4.62	1971
4.65	1974
4.69	1979, 1961

Game	
1.12	vs. Chicago, 12/5/71
1.25	vs. San Diego, 11/2/69
1.30	at Cleveland, 10/24/71
1.61	vs. New England, 11/11/79

2.06	at Phoenix, 12/16/89
2.16	vs. Kansas City, 10/4/70
2.16	at Boston, 11/6/66
2.25	at San Diego, 11/14/76
2.30	vs. Buffalo, 9/25/77

## RUSHING DEFENSE

### FEWEST RUSHES ALLOWED

Season	
293	1982*
345	1996
356	1998
379	2002
381	1997
384	1965
397	1993
406	2001
409	1970
411	1991

\*(players' strike; nine-game season)

Game	
9	at New England, 11/17/96
10	at San Diego, 12/29/87
10	at San Diego, 10/12/86
11	vs. Green Bay, 10/17/99
11	at New York Jets, 12/3/67
12	vs. Kansas City, 10/27/96
12	at Phoenix, 12/16/89
13	vs. St. Louis, 9/8/02
13	vs. Oakland, 12/15/96
13	vs. Oakland, 10/16/95
13	at San Diego, 10/2/88

### FEWEST RUSHING YARDS ALLOWED

Season	
935	1982*
1,287	1998
1,331	1996
1,337	1965
1,351	1970
1,418	1993
1,480	2002
1,492	2001
1,530	1977
1,580	1989

\*(players' strike; nine-game season)

Game	
0	at Kansas City, 12/19/65
17	at New England, 11/17/96
18	vs. Pittsburgh, 9/27/70
20	at San Diego, 10/2/88
21	at New Orleans, 12/3/00
21	vs. Green Bay, 10/17/99
21	vs. Oakland, 10/16/95
22	at Phoenix, 12/16/89
24	vs. Kansas City, 10/27/96
24	at Cleveland, 10/24/71

## TEAM RECORDS — DEFENSE

### LOWEST AVERAGE YIELD PER RUSH

Season	
3.19	1982
3.26	1977
3.30	1970
3.37	1979
3.45	1976
3.57	1993
3.60	1978
3.62	1998
3.67	2001
3.71	1989, 1974

Game	
0.00	at Kansas City, 12/19/65
0.64	vs. Pittsburgh, 9/27/70
1.29	at Miami, 12/21/98
1.47	vs. Cincinnati, 12/14/69
1.50	at San Diego, 11/14/76
1.54	at San Diego, 10/2/88
1.60	at Cleveland, 10/24/71
1.62	vs. Oakland, 10/16/95
1.63	at Kansas City, 11/16/98
1.68	vs. Boston, 9/29/68

## PASSING DEFENSE

### FEWEST PASS ATTEMPTS ALLOWED

Season	
307	1982*
348	1975
356	1971
379	1970
386	1960
391	1976
397	1972
397	1966

\*(players' strike; nine-game season)

Game	
10	at Kansas City, 9/24/78 (OT)
12	at Oakland, 10/19/97
12	at Kansas City, 10/18/81
13	at Minnesota, 11/4/90
14	at Cincinnati, 10/22/00
14	vs. NY Giants, 11/15/92
14	vs. Oakland, 10/30/77
14	at New England, 11/28/76
14	at Kansas City, 11/27/69
14	at Houston, 11/20/60

### FEWEST COMPLETIONS ALLOWED

Season	
150	1971
172	1982*
181	1975
189	1960
191	1970
192	1966
194	1961

\*(players' strike; nine-game season)

Game	
2	at Cincinnati, 10/22/00
2	at Chicago, 12/12/76
5	at Green Bay, 9/26/71
5	vs. Dallas, 10/8/61
6	at Minnesota, 11/4/90

6	at Kansas City, 10/18/81
6	vs. Oakland, 11/20/66
6	vs. Buffalo, 12/13/64
7	11 times (last vs. Green Bay, 10/17/99)

### LOWEST COMPLETION PCT. ALLOWED

Season	
.421	1971
.448	1961
.459	1965
.466	1967
.478	1962

Game	
.118	at Chicago, 12/12/76 (2 of 17)
.143	at Cincinnati, 10/22/00 (2 of 14)
.226	vs. Chicago, 12/5/71 (7 of 31)
.259	at Cleveland, 10/24/71 (7 of 27)
.263	at G.B. (Milw.), 9/26/71 (5 of 19)
.275	vs. Chicago, 9/30/73 (8 of 22)
.281	vs. Seattle, 10/20/85 (9 of 32)
.286	vs. Buffalo, 12/13/64 (6 of 21)
.289	vs. N.Y. Jets, 11/15/64 (11 of 38)
.292	vs. L.A. Raiders, 9/6/92 (7 of 24)

### FEWEST NET YARDS ALLOWED

Season	
1,985	1971
2,026	1976
2,032	1975
2,183	1972
2,234	1982*
2,244	1977
2,354	1970
2,440	1973
2,469	1978
2,515	1960

\*(players' strike; nine-game season)

Game	
-7	vs. Chicago, 12/5/71
18	at Kansas City, 12/6/70
33	vs. Kansas City, 10/4/70
34	vs. New England, 11/11/79
36	at Cleveland, 10/24/71
39	vs. NY Giants, 11/15/92
39	vs. Dallas, 10/8/61
48	vs. Baltimore, 9/20/81
50	vs. Seattle, 10/26/86
51	at Oakland, 12/1/80

### FEWEST TOUCHDOWN PASSES ALLOWED

Season	
8	1976
9	1978
11	1979
11	1977
12	1991
13	1989, 1981
14	1982*, 1975, 1974

\*(players' strike; nine-game season)

Game	
0	many times



## TEAM RECORDS — DEFENSE / SPECIAL TEAMS

### MOST OPPONENT PASSES INTERCEPTED

Season	
32	1964
31	1984
31	1978
28	1987
28	1967
27	2000
27	1983
27	1962
26	1961

Game	
7	at Detroit, 10/7/84
7	at Oakland, 10/16/77
6	vs. Boston, 9/3/67
6	at Houston, 11/14/65
6	vs. New York Jets, 11/15/64
6	at Buffalo, 9/18/60
5	10 times (last vs. New England, 10/28/01)

### HIGHEST PCT. OF OPPONENT PASSES INT.

Season	
.073	1964
.071	1978
.070	1960
.063	1962
.061	1987
.061	1967
.061	1976

### MOST YARDS ON INTERCEPTION RETURNS

Season	
510	1984
491	1977
483	1962
465	1965
459	1964
457	1976
439	1998
417	1960

Game	
133	at Buffalo, 9/18/60
123	at Oakland, 9/20/98
117	vs. Oakland, 10/5/62
111	vs. San Diego, 12/27/87
111	at Detroit, 10/7/84
110	vs. Kansas City, 10/9/77
108	vs. Dallas, 10/5/86
104	at Houston, 11/14/65
103	vs. New York, 11/15/64
103	at Boston, 11/20/64

### MOST SACKS

Season	
57	1984
52	1991
50	1999
50	1992
50	1970
49	1986
47	1998
47	1989
47	1985
46	1993

Game	
10	at Cincinnati, 10/19/69
9	vs. New York Jets, 9/1/96
9	vs. Chicago, 12/5/71

9	vs. Buffalo, 11/19/61
8	vs. Seattle, 12/20/92
8	vs. Seattle, 11/26/89
8	vs. New York, 11/15/64
8	vs. Oakland, 11/29/64
7	9 times (last at Tampa Bay, 9/26/99)

### MOST YARDS ON SACKS

Season	
459	1986
456	1970
447	1964
435	1971
430	1984
378	1985
374	1989
363	1969

Game	
95	vs. New York Jets, 11/15/64
86	vs. Seattle, 11/26/89
76	vs. Kansas City, 10/4/70
75	vs. New England, 12/17/72
73	at Cincinnati, 10/19/69
72	at Seattle, 12/21/80
72	at Houston, 10/14/73
71	vs. Jacksonville, 10/25/98
70	vs. Chicago, 12/5/71
70	vs. Atlanta, 10/18/70

### LOWEST AVERAGE YIELD PER PASS ATTEMPT

5.00	1964
5.49	1961
5.52	1972
5.58	1971
5.80	1976
5.94	1962

### LOWEST AVG. YIELD PER COMPLETION

10.60	1976
10.64	1972
10.67	1979
10.71	1987
10.88	1977
10.92	1997
11.02	1978
11.19	1988
11.30	1996
11.54	1998

## PUNTING

### LOWEST OPPONENT PUNTING AVERAGE

Season	
37.3	1973
39.0	1960
39.4	1982
39.9	1978
40.7	1977
40.8	1961
40.9	2002
41.0	1989
41.4	1990
41.4	1964

Game (min. 4 punts)	
24.3	at Cincinnati, 11/1/98
26.0	vs. Oakland, 11/22/99
30.0	vs. Buffalo, 11/27/60

## TEAM RECORDS — SPECIAL TEAMS

### LOWEST OPPONENT PUNTING AVERAGE, CONT.

30.3	at Minnesota, 9/11/78 (OT)
30.4	at Houston, 10/26/69
30.8	at Dallas, 12/10/61
31.0	at Kansas City, 12/18/83
31.0	vs. San Diego, 11/27/66
31.4	vs. Houston, 11/6/60
31.6	at Buffalo, 12/2/79

## PUNT RETURNS

### LOWEST OPPONENT PUNT RETURN AVG.

4.81	1978
5.48	1995
6.07	1991
6.13	1968
7.03	1969
7.10	1994
7.23	1990
7.35	1977
7.43	1970
7.45	1960

## KICKOFF RETURNS

### LOWEST OPPONENT KICKOFF RET. AVG.

17.14	1961
17.44	1989
17.68	1991
17.76	1993
17.91	1983
19.12	1990
19.15	1987
19.54	1992
19.90	1994
19.90	1988

## FUMBLES

### MOST OPPONENT FUMBLES RECOVERED

Season	
24	1984
23	1981
22	1989
21	1983
21	1964
20	1963
20	1971
19	1987, 1979, 1962

Game	
6	at Buffalo, 12/2/79
5	at Boston, 11/6/66
5	vs. Buffalo, 12/13/64
5	at Oakland, 10/14/62
4	11 (last at L.A. Raiders, 10/28/84)

### MOST TOTAL OPPONENT FUMBLES

Season	
46	1983
44	1984
43	1989
40	1964
37	1975
36	1990
36	1981
36	1970
35	1987
35	1969

Game	
7	vs. Green Bay, 10/15/84
7	vs. Seattle, 11/20/83
7	at Oakland, 10/4/81
7	vs. Buffalo, 12/13/64
6	vs. Washington, 11/18/01
6	vs. L.A. Raiders, 9/24/89
6	vs. Cincinnati, 11/30/86
6	at L.A. Raiders, 10/28/84
6	vs. Philadelphia, 9/18/83
6	vs. Seattle, 12/13/81
6	at Buffalo, 12/2/79
6	at Boston, 11/6/66
6	vs. San Diego, 11/30/75

### FEWEST OPPONENT FUMBLES RECOVERED

Season	
7	1982*
9	1996
10	1991
11	1999
11	1998
11	1974
12	1985
12	1980
12	1972
12	1968
12	1967

\*(players' strike; nine-game season)

Game	
0	many times

## FIRST DOWNS

### FEWEST OPPONENT FIRST DOWNS

Season	
176	1982*
199	1970
206	1971
217	1977
222	1976
233	1961
234	1962
239	1973
242	1991
244	1965

\*(players' strike; nine-game season)

Game	
3	vs. San Diego, 11/30/75
5	vs. Green Bay, 10/17/99
5	at Chicago, 12/12/76
6	vs. Oakland, 11/20/66
6	at Cleveland, 10/24/71
7	vs. Carolina, 11/9/97
7	at Phoenix, 12/16/89
7	vs. Pittsburgh, 11/5/89
7	vs. Indianapolis, 10/15/89
7	vs. San Diego, 12/27/87

### FEWEST OPP. RUSHING FIRST DOWNS

Season	
53	1982*
67	1996
67	1970
77	1977
80	2000
81	1991

## TEAM RECORDS — DEFENSE / MISCELLANEOUS

### FEWEST OPP. RUSHING FIRST DOWNS, CONT.

83	1997
83	1971
86	1993
86	2001

*\*(players' strike; nine-game season)*

### Game

0	vs. Carolina, 11/9/97
0	vs. Kansas City, 10/27/96
0	vs. Oakland, 10/16/95
1	15 times (last at New Orleans, 12/3/00)

### FEWEST OPPONENT PASSING FIRST DOWNS

#### Season

91	1971
104	1982*
104	1976
106	1975
118	1970
120	1978
121	1973
122	1966
123	1960, 1972, 1977

*\*(players' strike; nine-game season)*

### Game

1	vs. San Diego, 11/30/75
1	at Chicago, 12/12/76
2	at Cincinnati, 10/22/00
2	vs. Dallas, 10/8/61

### FEWEST OPP. FIRST DOWNS BY PENALTY

#### Season

12	1968
13	1993
13	1984
14	1991
14	1989
14	1970
15	1990, 1988, 1962

### Game

0	many times
---	------------

## PENALTIES

### MOST OPPONENT PENALTIES

#### Season

138	1983
134	1994
130	1997
128	1993
126	1986
119	1996
118	1979
116	1988
114	1999
114	1978

### Game

20	vs. Oakland, 12/15/96
16	vs. Baltimore, 12/11/83
16	vs. Chicago, 9/26/78
15	vs. Houston, 10/6/85
14	vs. Kansas City, 12/4/94
14	at San Francisco, 10/9/88
14	vs. San Diego, 10/23/83
13	7 times (last at Kansas City, 11/16/98)

### MOST OPPONENT PENALTY YARDS

#### Season

1,118	1997
1,096	1983
1,034	1986
1,033	1979
1,031	1994
1,019	1993
1,016	1999
966	1988
953	1985
949	1981

### Game

188	vs. Houston, 10/6/85
157	vs. Oakland, 12/15/96
147	vs. Chicago, 10/16/78
145	at Seattle, 12/8/79
140	at Houston, 10/26/69
137	at Kansas City, 11/16/98
134	at Seattle, 9/7/97
132	vs. Chicago, 9/30/73
124	vs. New York, 9/21/69
123	vs. Cincinnati, 9/21/97

### FEWEST OPPONENT PENALTY YARDS

#### Season

516	1963
571	1982*
571	1966
573	1964
585	1974
628	1967
633	1960
678	1962
715	1976, '92

*\*(players' strike; nine-game season)*

### Game

0	at Miami, 12/21/98
0	at Oakland, 12/19/71
4	at Miami, 12/20/75
5	at Kansas City, 12/7/86
5	vs. Kansas City, 12/14/85
5	at Houston, 9/3/66
5	vs. Boston, 11/11/62
6	vs. San Diego, 12/1/68
10	8 times (last at New York Jets, 11/5/00)

## OPPONENT INDIVIDUAL RECORDS

## INDIVIDUAL TOTAL OFFENSE

### MOST TOTAL PLAYS

60	Rich Gannon, Oakland, 11/13/00
60	Joe Namath, at N.Y. Jets, 12/3/67
59	Drew Bledsoe, at New England, 10/8/95
58	Mark Brunell, Jacksonville, 10/25/98
57	Craig Whelihan, at San Diego, 11/29/98
55	Dave Krieg, at Seattle, 12/15/84
54	Aaron Brooks, at New Orleans, 12/3/00
54	Craig Whelihan, at San Diego, 11/30/97
54	Joe Montana, Kansas City, 10/17/94
54	George Blanda, Houston, 10/17/65

### MOST YARDS GAINED

454	Aaron Brooks, at New Orleans, 12/3/00
448	Len Dawson, at Kansas City, 11/1/64
442	Kurt Warner, at St. Louis, 9/4/00
428	Dave Krieg, Seattle, 11/20/83
419	Cotton Davidson, at Oakland, 10/25/64
407	Ken Anderson, at Cincinnati, 11/22/81
405	Dave Krieg, Seattle, 11/25/84
399	Joe Namath, N.Y. Jets, 9/24/67
398	Rich Gannon, Oakland, 11/13/00
395	Steve DeBerg, Kansas City, 9/17/90

### BEST AVG. GAIN PER PLAY (MIN. 10 ATT.)

21.62	Jacky Lee, at Houston,, 11/29/60
18.53	Len Dawson, Kansas City, 9/7/63
17.16	John Hadl, at San Diego, 10/20/68
14.12	Len Dawson, Dallas, 11/18/62
12.73	Jack Kemp, at Buffalo, 10/24/65
12.70	Jim Everett, New Orleans, 12/24/94
12.67	Tobin Rote, San Diego, 10/6/63
12.39	Ken Stabler, Oakland, 10/22/73

## RUSHING

### MOST CARRIES

37	LaDainian Tomlinson, at San Diego, 12/1/02
36	Earl Campbell, Houston, 11/2/80
35	Corey Dillon, at Cincinnati, 11/1/98
33	Shaun Alexander, at Seattle, 10/14/01
31	Curtis Martin, N.Y. Jets, 10/3/99
30	Jermaine Fazande, vs. San Diego, 1/2/00
29	Priest Holmes, at Kansas City, 12/16/01
28	Napoleon Kaufman, at Oakland, 10/19/97
28	Neal Anderson, Chicago, 11/18/90
28	Billy Sims, Detroit, 10/11/81

### MOST RUSHING YARDS

*278	Corey Dillon, at Cincinnati, 10/22/00
227	Napoleon Kaufman, at Oakland, 10/19/97
220	LaDainian Tomlinson, at San Diego, 12/1/02
192	Curt Warner at Seattle, 12/20/86
185	Billy Sims, Detroit, 10/11/81
183	Jermaine Fazande, San Diego, 1/2/00
183	Paul Lowe, at San Diego, 12/22/63
179	Walter Payton, at Chicago, 9/9/84
177	Don Calhoun, at New England, 11/28/76
173	Marcus Allen, at L.A. Raiders, 11/24/85

*\* - NFL Record*

### BEST AVG. GAIN PER RUSH (MIN. 8 ATT.)

12.64	Corey Dillon, at Cincinnati, 10/22/00
12.50	Booker Russell, Oakland, 11/25/79
12.50	Abner Haynes, at Miami, 9/17/67
11.58	Ed Podolak, at Kansas City, 12/6/70
11.00	Dick Post, at San Diego, 10/20/68

10.76	Paul Lowe, at San Diego, 11/22/63
10.73	Billy Cannon, Houston, 11/5/61
10.33	Johnny Robinson, at Dallas, 11/13/60
10.11	Abner Haynes, at Kansas City, 11/1/64

### LONGEST SCORING RUN

83	Napoleon Kaufman, at Oakland, 10/19/97
82	Joe Delaney, at Kansas City, 10/18/81
79	Ki-Jana Carter, Cincinnati, 9/21/97
77	Peter Warrick, at Cincinnati, 10/22/00
74	Rodney Thomas, at Houston, 11/26/95
72	Walter Payton, at Chicago, 9/9/84
69	Curtis Clinton, at Dallas, 12/9/62
66	Paul Lowe, at San Diego, 12/22/63
65	Corey Dillon, at Cincinnati, 10/22/00
65	Charlie Smith, at Oakland, 12/8/68
65	Abner Haynes, at Miami, 9/17/67
65	Elbert Dubenion, at Buffalo, 9/10/61
65	Ed Podolak, at Kansas City, 12/6/70

### LONGEST NON-SCORING RUN

76	LaDainian Tomlinson, at San Diego, 12/1/02
76	Walter Payton, Chicago, 10/16/78
76	Willmer Fowler, Buffalo, 11/27/60
72	Darren Nelson, at Minnesota, 10/26/87
72	Booker Russell, Oakland, 11/25/79
60	Ed Podolak, Kansas City, 10/4/70
59	Noland Smith, at Kansas City, 10/29/67
57	Napoleon Kaufman, at Oakland, 10/19/97
56	Priest Holmes, vs. Kansas City, 12/15/02
56	Reggie Brooks, Tampa Bay, 9/15/96
55	Ted Burgmeier, Kansas City, 12/10/78

### MOST RUSHING TOUCHDOWNS

4	Curt Warner, at Seattle, 12/11/88
4	Eric Dickerson, at Indianapolis, 10/31/88
4	Chuck Muncie, at San Diego, 11/29/81

## PASSING

### MOST PASSES ATTEMPTED

60	Joe Namath, at N.Y. Jets, 12/3/67
56	Drew Bledsoe, at New England, 10/1/95
54	Joe Montana, Kansas City, 10/17/94
54	George Blanda, Houston, 10/17/65
53	Rich Gannon, Oakland, 11/13/00
53	Craig Whelihan, at San Diego, 11/29/98
52	Bill Kenney, Kansas City, 10/30/83
51	Craig Whelihan, at San Diego, 11/30/97
50	Jeff Kemp, Seattle, 9/15/91
50	Dave Krieg, at Seattle, 12/15/84
50	Joe Gilliam Pittsburgh, 9/22/74 (OT)

### MOST PASSES COMPLETED

35	Rich Gannon, Oakland, 12/30/01
34	Rich Gannon, Oakland, 11/11/02
34	Joe Montana, Kansas City, 10/17/94
31	Kurt Warner, vs. St. Louis, 9/8/02
31	Dave Krieg, Seattle, 11/20/83
31	Joe Gilliam, Pittsburgh, 9/22/74 (OT)
30	Aaron Brooks, at New Orleans, 12/3/00
30	Rich Gannon, Oakland, 11/13/00
30	Craig Whelihan, at San Diego, 11/29/98
30	Dave Krieg, at Seattle, 12/15/84
30	Dave Krieg, Seattle, 11/25/84
29	Boomer Esiason, at N.Y. Jets, 9/5/93
29	Dan Fouts, at San Diego, 11/9/80

## OPPONENT INDIVIDUAL RECORDS

## MOST PASSES HAD INTERCEPTED

7	Ken Stabler, at Oakland, 10/16/77
6	Babe Parilli, Boston, 9/3/67
6	George Blanda, at Houston, 11/14/65
5	Craig Whelihan, at San Diego, 11/29/98
5	Wade Wilson, at Minnesota, 10/26/87
5	Joe Namath, at N.Y. Jets, 10/13/68
5	George Blanda, Houston, 10/17/65
5	Babe Parilli, at Boston, 11/20/64
5	George Blanda, at Houston, 12/2/62
5	Tommy O'Connell, at Buffalo, 9/18/60

## MOST YARDS PASSING

441	Aaron Brooks, at New Orleans, 12/3/00
441	Kurt Warner, at St. Louis, 9/4/00
435	Len Dawson, at Kansas City, 11/1/64
427	Cotton Davidson, at Oakland, 10/25/64
420	Dave Krieg, Seattle, 11/20/83
406	Dave Krieg, Seattle, 11/25/84
399	Joe Namath, N.Y. Jets, 9/24/67
396	Ken Anderson, at Cincinnati, 11/22/81
395	Steve DeBerg, Kansas City, 9/17/90
393	Joe Montana, Kansas City, 10/17/94

## BEST COMPLETION PCT. (MIN. 10 ATT.)

.895	Rich Gannon, Oakland, 11/11/02
.870	Bobby Hebert, at New Orleans, 11/20/88
.864	Dave Krieg, at Seattle, 12/11/88
.851	Jim Everett, New Orleans, 12/24/94
.813	Bob Berry, at Atlanta, 11/26/72
.800	Ken Stabler, Oakland, 10/17/76
.800	Len Dawson, Kansas City, 9/7/63
.789	Trent Diller, at Tampa Bay, 9/26/99
.783	Joe Theismann, Washington, 10/13/80
.778	Roger Staubach, Dallas, 12/2/73

## MOST TOUCHDOWN PASSES

6	Len Dawson, at Kansas City, 11/1/64
5	John Hadl, San Diego, 12/1/68
5	George Blanda, Houston, 10/2/66
5	Cotton Davidson, at Oakland, 10/25/64
5	Tom Flores, at Oakland, 12/15/63
5	Johnny Green, N.Y. Jets, 11/22/63

## LONGEST SCORING PASS PLAY

92	Len Dawson to Tom Brooker, vs. Dallas, 11/18/62
92	Jack Lee to Bill Groman, at Houston, 11/20/60
91	Jack Kemp to Keith Lincoln, vs. San Diego, 11/12/61
86	Steve Bartkowski to William Andrews, vs. Atlanta, 12/5/82
86	Pete Beathard to Jerry Levias, vs. Houston, 11/16/69
85	Tobin Rotte to Lance Alworth, vs. San Diego, 10/6/63
83	Ryan Leaf to Jeff Graham, vs. San Diego, 11/19/00
81	Len Dawson to Frank Jackson, vs. Kansas City, 9/7/63
80	Dave Krieg to Daryl Turner, vs. Seattle, 11/25/84
80	Ken Stabler to Mike Siani, vs. Oakland, 10/22/73

## LONGEST NON-SCORING PASS PLAY

90	Bubby Bristor to Dwight Stone, Pittsburgh, 10/14/90
77	Tom Flores, to Art Powell, Oakland, 11/29/64
76	Warren Rabb to Cookie Gilchrist, Buffalo, 10/28/62
75	George Blanda to Bill Groman, Houston, 11/6/60
73	Dan Marino to Tony Nathan, Miami, 9/29/85
73	Pete Beathard to Frank Jackson, Kansas City, 10/10/65

## RECEIVING

## MOST RECEPTIONS

14	Marshall Faulk, St. Louis, 9/8/02
13	Andre Reed, at Buffalo, 9/18/89
12	Steve Largent, Seattle, 11/25/84
12	Ken Payne, Green Bay, 9/29/75
12	Ed Podolak, at Kansas City, 10/7/73
12	Art Powell, New York, 10/22/61
11	11 times (last by LaDainian Tomlinson, at San Diego, 12/1/02)

## MOST RECEIVING YARDS

213	Curtis McClintion, at Kansas City, 12/19/65
211	Lance Alworth, at San Diego, 9/11/65
206	Stephone Paige, Kansas City, 9/17/90
206	James Lofton, Green Bay, 10/15/84
200	Torrance Small, New Orleans, 12/24/94
198	Warren Wells, at Oakland, 10/11/70
191	Steve Largent, Seattle, 11/25/84
191	George Sauer, at N.Y. Jets 10/13/68
188	Charlie Hennigan, Houston, 9/27/64
182	Bill Groman, at Houston, 11/20/60

## MOST RECEIVING TOUCHDOWNS

4	Lance Alworth, San Diego, 12/1/68
3	13 times (last by Lamar Thomas, at Miami, 12/21/98)

## PUNTING

## MOST PUNTS

11	Bob Parsons, at Chicago, 12/12/76
11	Dennis Pardee, San Diego, 11/20/75
10	7 (last, Rohn Stark, at Baltimore, 9/11/83)

## BEST PUNTING AVERAGE (MIN. 4 PUNTS)

57.40	Steve O'Neal, N.Y. Jets, 9/21/69
56.67	Darren Bennett, San Diego, 10/6/96
56.20	Rohn Stark, at Indianapolis, 10/13/85
55.80	Darren Bennett, San Diego, 11/11/01
55.20	Rick Tuten, Seattle, 12/1/96
55.13	Rodney Williams, N.Y. Giants, 9/10/01
54.71	Curley Johnson, N.Y. Jets, 10/3/65
54.40	Jerrel Wilson, at Kansas City, 12/19/65
53.33	Lee Johnson, at Cincinnati, 9/29/96
53.33	Ray Guy, Oakland, 9/6/81

## LONGEST PUNT

*98	Steve O'Neal, N.Y. Jets, 9/21/69
90	Rodney Williams, N.Y. Giants, 9/10/01
87	Bob Scarpitto, Boston, 9/29/68
80	Jim Miller, San Francisco, 9/19/82
73	Tom Tupa, vs. New England, 10/6/97

## OPPONENT INDIVIDUAL RECORDS

## LONGEST PUNT, CONT.

73	Brian Hansen, at Cleveland, 9/27/92
73	Dennis Pardee, San Diego, 10/17/71
73	Curley Johnson, N.Y., 10/2/65
72	Mike Eischeid, Oakland, 11/10/68
72	Wayne Crow, Oakland, 10/1/60

\* - NFL Record

## PUNT RETURNS

## MOST PUNT RETURNS

9	Rodger Bird, at Oakland, 9/10/67
7	Eric Metcalf, Washington, 11/18/01
7	Tamarick Vanover, vs. Kansas City, 12/5/99
7	Larry Anderson, at Baltimore, 9/11/83
7	Greg Pruitt, at L.A. Raiders, 12/26/82
6	Cliff Hicks, Atlanta, 10/16/88
6	Ira Matthews, at Oakland, 10/4/81
6	Eddie Brown, vs. L.A. Rams, 9/6/79
6	Tony Hill, at Dallas, 12/18/77
6	Jerry Levias, Houston, 11/16/69
6	Butch Byrd, at Buffalo, 11/19/67

## MOST YARDS ON PUNT RETURNS

148	Rodger Bird, at Oakland, 9/10/67
137	Dick Christy, at New York, 9/24/61
131	Tamarick Vanover, vs. Kansas City, 12/5/99
129	Darrien Gordon, at Oakland, 10/10/99
127	Neal Colzie, Oakland, 11/2/75
123	Jitter Fields, at Kansas City, 10/18/87
106	Tom Casanova, at Cincinnati, 10/8/72
100	Reggie Swinton, at Dallas, 11/22/01
99	Mike Haynes, at New England, 11/28/76
94	Darrien Gordon, at San Diego, 12/5/93

## LONGEST SCORING PUNT RETURN

88	Joey Galloway, at Seattle, 9/8/96
86	Az-Zahir Hakim, at St. Louis, 9/4/00
85	Jitter Fields, at Kansas City, 10/18/87
83	Eric Metcalf, at San Diego, 11/30/97
82	Bobby Jancik, at Houston, 12/20/64
80	Tamarick Vanover, vs. Kansas City, 12/5/99
75	Will Lewis, Seattle, 11/23/80
71	Willie Mitchell, at Kansas City, 12/19/65
70	Dick Christy, at N.Y. Titans, 9/24/61
66	Mel Gray, at New Orleans, 11/20/88

## LONGEST NON-SCORING PUNT RETURN

78	Darrien Gordon, at Oakland, 10/10/99
72	Greg Pruitt, at Cleveland, 10/27/74
64	Neal Colzie, Oakland, 11/2/75
64	Emmitt Thomas, at Kansas City, 10/8/66
63	Dick Christy, N.Y. Titans, 10/22/61
60	Ed Podolak, Kansas City, 10/4/70
59	Noland Smith, at Kansas City, 10/29/67
55	Ted Bergmeier, Kansas City, 12/10/78
54	Larry Carwell, at Houston, 10/1/67
53	Rodger Bird, at Oakland, 9/10/67

## KICKOFF RETURNS

## MOST KICKOFF RETURNS

8	Tony Horne, at St. Louis, 9/4/00
7	MarTay Jenkins, at Arizona, 9/23/01
7	Charlie Rogers, at Seattle, 11/26/00
7	Tremain Mack, at Cincinnati, 11/1/98

7	Kenny Bynum, at San Diego, 11/30/97
7	Mel Gray, at Houston, 11/26/95
6	15 times (last Dante Hall, at K.C., 12/16/01)

## MOST YARDS ON KICKOFF RETURNS

212	Tremain Mack, at Cincinnati, 11/1/98
206	Reggie Barlow, vs. Jacksonville, 10/25/98
199	Tamarick Vanover, at Kansas City, 11/16/97
188	Brian Mitchell, Washington, 9/17/95
175	Andre Coleman, San Diego, 11/19/95
173	MarTay Jenkins, at Arizona, 9/23/01
170	Derrick Cullors, vs. New England, 9/7/98
166	Michael Bates, vs. Carolina, 11/9/97
164	Dave Grayson, Kansas City, 10/11/64
163	Tamarick Vanover, Kansas City, 10/27/96

## LONGEST SCORING KICKOFF RETURN

106	Noland Smith, Kansas City, 12/17/67
100	Darrick Vaughn, vs. Atlanta, 9/10/00
99	Dave Grayson, Kansas City, 9/7/63
97	Tamarick Vanover, Kansas City, 10/27/96
91	Andre Coleman, San Diego, 11/19/95
90	Ronney Jenkins, at San Diego, 10/21/01
88	Leon Burton, at New York, 9/23/60
85	James Owens, at San Francisco, 11/18/79
84	Cullen Bryant, L.A. Rams, 9/15/74

## LONGEST NON-SCORING KICKOFF RETURN

91	Reggie Barlow, vs. Jacksonville, 10/25/98
80	Dave Grayson, Kansas City, 10/11/64
77	Tamarick Vanover, at Kansas City, 11/16/97
74	Reggie Jones, San Diego, 11/1/01
70	Ron Smith, at San Diego, 12/9/73
68	Derrick Cullors, New England, 9/7/98
68	Robert Brooks, at Green Bay, 10/10/93
68	A. Hancock, Kansas City, 12/19/82
64	Lawrence Williams, Kansas City, 12/5/76
64	Willie West, N.Y. Jets, 11/15/64

## INTERCEPTIONS

## MOST INTERCEPTIONS

3	Mark Kelso, at Buffalo, 12/12/92
3	Ross Brupbacher, at Chicago, 12/12/76
3	Charlie Phillips, at Oakland, 12/8/75
3	Chris Fletcher, San Diego, 11/30/75
3	Joe Beauchamp, at San Diego, 9/24/72
3	Ken Ellis, at Green Bay, 9/26/71
3	Johnny Robinson, at Kansas City, 12/6/70
3	Charley Warner, Buffalo, 9/19/65
3	Bobby Ply, at Dallas, 12/9/62
3	Jim Norton, at Houston, 12/2/62

## MOST YARDS ON INTERCEPTION RETURNS

134	T. McDaniel, at L.A. Raiders, 11/22/92
103	Vencie Glenn, at San Diego, 11/29/87
99	Stanley Richard vs. San Diego, 9/4/94
99	Bobby Hunt, at Kansas City, 12/8/63
98	Rod Woodson, Oakland, 11/11/02
95	Joe Beauchamp, at San Diego, 9/24/72
94	Eric Turner, at Oakland, 9/20/98
88	Glen Edwards, San Diego, 9/21/80
87	Ron Hall, Boston, 9/18/66
86	Greg Townsend, at Raiders, 12/4/88
80	Coy Bacon, San Diego, 11/11/73
80	Don Webb, Boston, 12/3/61

## LONGEST SCORING INTERCEPTION RETURN

103	Vencie Glenn, at San Diego, 11/29/87
99	Stanley Richard vs. San Diego, 9/4/94
98	Rod Woodson, Oakland, 11/11/02
94	Eric Turner, at Oakland, 9/20/98



## OPPONENT INDIVIDUAL / TEAM RECORDS

### LONGEST SCORING INTERCEPTION RETURN, CONT.

86	G. Townsend, at L.A. Raiders, 12/4/88
80	Coy Bacon, San Diego, 11/11/73
78	George Martin, at N.Y. Giants, 11/23/86
75	Scott Turner, vs. San Diego, 11/19/00
69	Gary Fencik, at Chicago, 12/20/81
68	Glen Edwards, San Diego, 9/21/80
68	Aaron Brown, Kansas City, 10/3/71
68	Gus Otto, Oakland, 11/21/65

### LONGEST NON-SCORING INTERCEPTION RETURN

87	Ron Hall, Boston, 9/18/66
69	Robert Blackmon, at Seattle, 11/30/92
69	Doug Hart, at Green Bay, 9/26/71
67	T. McDaniel, at L.A. Raiders, 11/22/92 (1)
67	T. McDaniel, at L.A. Raiders, 11/22/92 (2)
66	Ken Riley, at Cincinnati, 10/19/69
66	Bobby Hunt, at Kansas City, 12/8/63
62	Lester Hayes, at Oakland, 12/1/80
62	Jim Norton, at Houston, 12/20/64
61	Tim Gray, at Kansas City, 9/24/78
61	Bob Suci, at Boston, 10/18/63

## SCORING

### MOST TOUCHDOWNS

4	Curt Warner, at Seattle, 12/11/88
4	Eric Dickerson, at Indianapolis, 10/31/88
4	Chuck Muncie, at San Diego, 11/29/81
4	Lance Alworth, San Diego, 12/1/68
4	Bert Coan, Kansas City, 10/23/66
4	Frank Jackson, at Dallas, 12/10/62
3	20 (last, LaDainian Tomlinson, at San Diego, 12/1/02)

### MOST FIELD GOALS

6	Gary Anderson, at Pittsburgh, 10/23/88
6	Gino Cappelletti, Boston, 10/4/64
5	Mike Vanderjagt, at Indianapolis, 1/6/02
5	Jeff Jaeger, at L.A. Raiders, 12/11/94
5	John Carney, at San Diego, 10/23/94
5	Nick Lowery, at Kansas City, 9/20/93
5	Don Cockroft, Cleveland, 10/19/75
5	Bruce Gossett, S.F., 9/23/73
4	18 (last, Todd Peterson, at K.C., 12/16/01)

### LONGEST FIELD GOAL

58	Steve Cox, Cleveland, 12/4/83
57	Don Cockroft, Cleveland, 10/29/72
55	Steve Christie, at Buffalo, 10/26/97
55	Dean Biasucci, Indianapolis, 10/15/89
55	Raul Allegre, Baltimore, 12/11/83
55	Jan Stenerud, Kansas City, 10/4/70
54	Mike Vanderjagt, Indianapolis, 11/24/02
54	Richie Cunningham, vs. Dallas, 9/13/98
54	Pete Stoyanovich, at Kansas City, 11/16/97
54	Jan Stenerud, Kansas City, 10/5/69
54	George Fleming, at Oakland, 10/1/61

### MOST POINTS SCORED

24	Curt Warner, at Seattle, 12/11/88
24	Eric Dickerson, at Indianapolis, 10/31/88
24	Chuck Muncie, at San Diego, 11/29/81
24	Lance Alworth, San Diego, 12/1/68
24	Bert Coan, Kansas City, 10/23/66
24	Frank Jackson, at Dallas, 12/10/61
22	Gino Cappelletti, at Boston, 10/18/63
21	Gino Cappelletti, Boston, 10/4/64
18	13 (last, LaDainian Tomlinson, at San Diego, 12/1/02)

## OPPONENT TEAM RECORDS

### SCORING

#### MOST POINTS SCORED

59	vs. Kansas City, 9/7/63
58	at San Diego, 12/22/63
56	vs. Kansas City, 10/23/66
55	at Indianapolis, 10/31/88
55	at San Diego, 10/20/68
55	vs. Houston, 11/5/61
52	at Kansas City, 10/29/67
52	at Kansas City, 12/8/63
51	at Oakland, 9/10/67

### TOTAL OFFENSE

#### MOST TOTAL PLAYS

93	vs. Pittsburgh, 9/22/74
92	vs. Cincinnati, 9/2/84
87	at Baltimore, 11/10/74
87	at Oakland, 10/16/77
85	vs. Indianapolis, 11/24/02
85	at Oakland, 12/17/60
84	at Kansas City, 10/24/76
84	vs. Houston, 10/13/63
83	vs. San Diego, 9/12/93
83	at Seattle, 10/29/89 (OT)
83	at Buffalo, 12/2/79

#### MOST YARDS OF TOTAL OFFENSE

Season	
5,907	1994
5,687	1984
5,609	1983
5,544	2000
5,471	1988
5,345	1990
5,242	1980
5,201	1967
5,193	1995
5,179	1985

#### Game

634	at Oakland, 10/25/64
614	vs. Kansas City, 10/23/66
582	vs. Houston, 11/5/61
581	at San Diego, 10/20/66
571	at Cincinnati, 11/22/81
536	at Seattle, 12/20/86
532	at Oakland, 12/17/60
530	at Pittsburgh, 10/22/79
520	at Kansas City, 11/1/64

#### BEST AVERAGE GAIN PER PLAY

#### Game

10.30	vs. San Diego, 10/6/63
10.02	at San Diego, 10/20/68
9.74	vs. Kansas City, 10/23/66
9.33	at St. Louis, 9/4/00
8.79	at Seattle, 12/20/86
8.34	at Oakland, 10/25/64
8.20	vs. Houston, 11/5/61
8.19	vs. Cincinnati, 11/30/86
8.13	vs. Houston, 11/6/60

## OPPONENT TEAM RECORDS

### FEWEST YARDS OF TOTAL OFFENSE

#### Season

3,169	1982*
3,705	1970
3,735	1976
3,774	1977
3,819	1971
3,851	1972
4,006	1975
4,235	1973
4,297	1965
4,391	1974
4,418	1961

\* (players' strike; nine-game season)

#### Game

60	at Cleveland, 10/24/71
66	vs. Chicago, 12/5/71
70	vs. San Diego, 11/2/69
92	vs. New England, 11/11/79
101	at Phoenix, 12/16/89
110	at Boston, 11/6/66
121	vs. Kansas City, 10/4/70
123	vs. San Diego, 11/30/71
123	at Philadelphia, 10/31/71
128	vs. Indianapolis, 10/15/89
128	at San Diego, 11/14/76

## RUSHING

### MOST RUSHES

#### Season

554	1980
552	1988
549	1978
541	1960
526	1975
509	1983
502	1979
495	1976
489	1992
487	1974

#### Game

62	at New England, 11/28/76
58	at Buffalo, 11/8/87
52	vs. Chicago, 9/30/73
50	at Chicago, 9/9/84
50	vs. Dallas, 10/8/61
49	at Kansas City, 12/7/80
49	vs. Buffalo, 11/27/60
48	at Oakland, 12/17/60
47	7 times (last at Pittsburgh, 10/23/88)

### MOST YARDS RUSHING

#### Season

2,538	1988
2,144	1960
2,117	1980
2,076	1967
2,072	1964
2,029	1966
2,017	1987
1,992	1981
1,979	1978
1,974	1975

### Game

407	at Cincinnati, 10/22/00
380	vs. Kansas City, 10/23/66
332	at New England, 11/28/76
302	at Chicago, 9/9/84
298	at Seattle, 12/20/86
272	at San Diego, 10/18/64
271	at Dallas, 11/13/60
270	at San Diego, 12/22/63

### BEST AVERAGE GAIN PER RUSH

#### Season

4.95	1964
4.73	1997
4.68	1967
4.65	2000
4.60	1988
4.60	1966
4.44	1987
4.36	1991
4.31	1971
4.30	1990

#### Game

11.00	at Cincinnati, 10/22/00
9.27	vs. Kansas City, 10/23/66
8.55	at San Diego, 12/22/63
8.05	at Seattle, 12/20/86
7.95	vs. New York Jets, 11/8/92
7.81	at Minnesota, 9/29/91
7.80	vs. Cincinnati, 9/21/97
7.59	at Oakland, 10/19/97
7.21	at Kansas City, 11/1/64
7.13	at Dallas, 11/13/60

## PASSING

### MOST PASS ATTEMPTS

#### Season

632	1984
596	1998
574	2000
568	1994
566	2002
566	1996
562	1993
552	1983
547	1985
545	1986

#### Game

62	at New York Jets, 12/3/63
59	at New England, 10/8/95
56	vs. Houston, 10/17/65
55	vs. San Diego, 9/12/93
54	vs. Kansas City, 10/17/94
54	vs. Kansas City, 11/16/86
53	vs. Oakland, 11/13/00
53	at San Diego, 11/29/98
52	vs. Kansas City, 10/30/83
52	vs. Buffalo, 9/19/65

### MOST COMPLETIONS

#### Season

360	2002
346	1984
345	1998
322	1994

## OPPONENT TEAM RECORDS

### MOST COMPLETIONS, SEASON CONT.

314	1993
310	2000
308	2001
307	1983
302	1996
301	1986

### Game

35	vs. Oakland, 12/30/01
34	vs. Oakland, 11/11/02
34	vs. Kansas City, 10/17/94
32	vs. St. Louis, 9/8/02
31	vs. San Diego, 9/12/93
31	vs. Seattle, 11/20/83
31	vs. Pittsburgh, 9/22/74 (OT)
30	at New Orleans, 12/3/00
30	vs. Oakland, 11/13/00
30	at San Diego, 11/29/98
30	at Seattle, 12/15/84
30	vs. Seattle, 11/25/84

### MOST NET PASSING YARDS

#### Season

4,155	1994
4,023	1984
3,983	1998
3,946	2000
3,731	1993
3,671	1983
3,382	1990
3,337	2002
3,298	1995
3,296	1986

### Game

433	at St. Louis, 9/4/00
427	at Oakland, 10/25/64
425	at New Orleans, 12/3/00
406	vs. Seattle, 11/25/84
399	vs. New York Jets, 9/24/67
395	vs. Kansas City, 9/17/90
393	vs. Kansas City, 10/17/94
387	at San Diego, 11/29/81
387	at San Diego, 10/20/68
386	at San Francisco, 12/17/94

### BEST COMPLETION PERCENTAGE

#### Season

.636	2002
.601	1980
.598	2001
.593	1990
.580	1999
.580	1992
.579	1998
.578	1979
.572	1987
.567	1994

### Game

.895	vs. Oakland, 11/11/02
.870	at New Orleans, 11/20/88
.864	at Seattle, 12/11/88
.813	at Atlanta, 11/26/72
.810	at Kansas City, 12/16/01
.800	vs. New Orleans, 12/24/94
.800	vs. Oakland, 10/17/76
.789	at Tampa Bay, 9/26/99
.783	vs. Washington, 10/13/80
.780	vs. St. Louis, 9/8/02

### MOST TOUCHDOWN PASSES

#### Season

40	1963
30	1961
29	1964
28	1998
28	1994
27	1967
26	2000
26	1966
25	1968
25	1960

### Game

6	at San Francisco, 12/17/94
6	vs. L.A. Raiders, 9/18/94
6	at Kansas City, 11/1/64
5	9 times (last by John Hadl, vs. San Diego, 12/1/68)

## FIRST DOWNS

### MOST FIRST DOWNS

#### Season

322	1995
321	1983
316	1988
311	1984
306	1990
303	1994
303	1980
298	2002
294	2000
292	2001

### Game

33	vs. Pittsburgh, 9/22/74 (OT)
29	at Buffalo, 9/18/89
29	vs. Cincinnati, 9/2/84
29	vs. Seattle, 10/20/83
29	vs. Kansas City, 10/24/76
29	at Oakland, 10/25/64
29	at Oakland, 12/17/60
28	vs. L.A. Rams, 11/27/88
28	at New Orleans, 11/20/88
28	at Buffalo, 9/28/69
28	at Houston, 9/3/66

### MOST FIRST DOWNS RUSHING

#### Season

140	1988
125	1980
121	1975
119	1983
115	1967
114	1995
112	1960
110	1990
109	1974
106	1978

### Game

21	at New England, 11/28/76
16	at Seattle, 12/11/88
16	at Indianapolis, 10/31/88
16	at Kansas City, 12/7/80
16	vs. Pittsburgh, 9/22/74 (OT)
16	vs. Houston, 11/12/67
15	7 times (last at Kansas City, 12/17/00)

## OPPONENT TEAM RECORDS

### MOST FIRST DOWNS PASSING

#### Season

217	1968
206	1984
189	2000
186	1995
185	1983
183	1998
182	1994
181	1993
181	1990
177	1986

### Game

22	at San Diego, 11/28/82
21	vs. Oakland, 12/30/01
21	vs. Kansas City, 10/17/94
21	vs. L.A. Rams, 11/27/88
21	vs. Seattle, 11/20/83
21	vs. San Diego, 12/1/68
20	at Seattle, 12/15/84
20	vs. Green Bay, 10/15/84
19	7 (last vs. San Diego, 9/5/93)

### MOST FIRST DOWNS BY PENALTY

#### Season

30	2001
30	1997
30	1969
29	1996
28	1976
28	1966
27	1979
26	1987
26	1972
25	2000, 1999, 1978, 1971

### Game

7	at San Diego, 11/30/97
6	at Buffalo, 10/26/97 (OT)
6	vs. Cincinnati, 9/21/97
6	vs. Oakland, 12/15/96
6	at Oakland, 11/9/69
6	vs. Miami, 12/4/66
5	10 times (last vs. New England, 10/28/01)

## PUNTING

### MOST PUNTS

#### Season

95	1977
94	1997
94	1985
92	1999
91	1976
89	1970
88	1998
87	1981
87	1979

### Game

11	at Chicago, 12/12/76
11	vs. San Diego, 11/30/75
10	at Baltimore, 9/11/83
10	at Buffalo, 9/25/77
10	at Buffalo, 9/20/70
10	vs. San Diego, 11/2/69
10	vs. Cincinnati, 10/6/68
10	vs. Oakland, 11/20/66

### BEST PUNTING AVERAGE (MIN. 4 ATT.)

#### Season

47.0	2001
46.1	1996

45.8	1965
45.7	1971
45.2	1972
44.9	1970
44.5	1991
44.2	1983
43.9	1988
43.8	2000

### Game (min. 4 punts)

57.40	vs. New York Jets, 9/21/69
56.67	vs. San Diego, 10/6/96
56.20	at Indianapolis, 10/13/85
55.20	vs. Seattle, 12/1/96
54.71	vs. New York Jets, 10/3/65
54.40	at Kansas City, 12/19/65
53.33	at Cincinnati, 9/29/96
53.33	vs. Oakland, 9/6/81
53.00	at Washington, 9/27/98
52.75	at Seattle, 9/8/96

## PUNT RETURNS

### MOST PUNT RETURNS

#### Season

61	1967
56	1970
55	1983
54	1977
52	1980
52	1979
48	2001
47	1978
46	1981
46	1968

### Game

9	at Oakland, 9/10/67
8	at Buffalo, 11/19/67
7	vs. Washington, 11/18/01
7	vs. Kansas City, 12/5/99
7	at Chicago, 9/9/84
7	at Baltimore, 9/11/83
7	at Los Angeles Raiders, 12/26/82
7	at San Diego, 11/14/76
7	at Cincinnati, 9/12/76
7	vs. Houston, 11/16/69

### MOST YARDS ON PUNT RETURNS

#### Season

726	1967
600	1999
545	1964
534	1975
529	1974
524	1983
517	2001
508	1961
480	1979
468	1971

### Game

143	at Oakland, 9/10/67
142	at New York Titans, 9/24/61
134	at Cleveland, 10/27/74
134	at Cincinnati, 10/8/72
131	vs. Kansas City, 12/5/99
129	at Oakland, 10/10/99
123	at Kansas City, 10/18/87
118	at Kansas City, 12/19/65
101	at New England, 11/28/76
100	at Dallas, 11/22/01
94	at San Diego, 12/5/93

## OPPONENT TEAM RECORDS

### KICKOFF RETURNS

#### MOST KICKOFF RETURNS

##### Season

90	2000
89	1998
89	1997
81	2002
77	1995
76	1996
72	1989
70	1999
70	1994

##### Game

9	vs. Cleveland, 10/15/00
9	at San Diego, 12/9/73
9	at Houston, 10/14/73
8	eight times; last at New England, 10/1/95

#### MOST YARDS ON KICKOFF RETURNS

##### Season

2,006	1998
1,934	2000
1,827	1997
1,781	2002
1,671	1995
1,602	1996
1,526	2001
1,457	1999
1,396	1994
1,369	1974

##### Game

257	vs. Atlanta, 9/10/00
238	at Kansas City, 10/8/66
223	vs. Jacksonville, 10/25/98
215	vs. Miami, 10/13/02
215	at Houston, 9/3/66
214	vs. Kansas City, 10/11/64
212	at Cincinnati, 11/1/98
202	vs. Kansas City, 10/23/66
201	vs. LA Raiders, 9/7/86
200	vs. Kansas City, 10/27/96

### FUMBLES

#### MOST FUMBLES

##### Season

46	1983
44	1984
43	1989
40	1963
37	1975
36	1990, 1981, 1970
35	1987, 1989

##### Game

7	vs. Green Bay, 10/15/84
7	vs. Seattle, 11/20/83
7	at Oakland, 10/4/81
7	vs. Buffalo, 12/13/64
7	vs. Cincinnati, 11/30/86
6	8 (last vs. Washington, 11/18/01)

#### MOST FUMBLES LOST TO DENVER

##### Season

24	1984
23	1981
22	1989
21	1964
20	1983

20	1971
20	1963
19	1987, 1979, 1962

##### Game

6	at Buffalo, 12/2/79
5	vs. Seattle, 12/13/81
5	at Boston, 11/6/66
5	vs. Buffalo, 12/13/64
5	at Oakland, 10/14/62
4	11 (last at L.A. Raiders, 10/28/84)

### PENALTIES

#### MOST PENALTIES

##### Season

138	1983
134	1994
130	1997
128	1993
126	1986
119	1996
118	1979
116	1988
114	1999
114	1978

##### Game

20	vs. Oakland, 12/15/96
16	vs. Baltimore, 12/11/83
16	vs. Chicago, 9/26/78
15	vs. Houston, 10/6/85
14	vs. Kansas City, 12/4/94
14	at San Francisco, 10/9/88
14	vs. San Diego, 10/23/83
13	7 times (last at Kansas City, 11/16/98)

#### MOST PENALTY YARDS

##### Season

1,118	1997
1,096	1983
1,034	1986
1,033	1979
1,031	1994
1,019	1993
1,016	1999
966	1988
953	1985
949	1981

##### Game

188	vs. Houston, 10/6/85
157	vs. Oakland, 12/15/96
147	vs. Chicago, 10/16/78
145	at Seattle, 12/8/79
140	at Houston, 10/26/69
137	at Kansas City, 11/16/98
134	at Seattle, 9/7/97
132	vs. Chicago, 9/30/73
124	vs. New York, 9/21/69
123	vs. Cincinnati, 9/21/97

#### FEWEST YARDS PENALIZED

0	at Miami, 12/21/98
0	at Oakland, 12/19/71
4	at Miami, 12/20/75
5	at San Diego, 12/1/02
5	at Kansas City, 12/7/86
5	vs. Kansas City, 12/14/85
5	at Houston, 9/3/66
5	vs. Boston, 11/11/62
6	vs. San Diego, 12/1/69

## POSTSEASON INDIVIDUAL RECORDS — SERVICE / OFFENSE

### SERVICE

#### MOST POSTSEASON GAMES

22	John Elway
17	Tyrone Braxton
14	Steve Atwater
14	Ken Lanier
14	Karl Mecklenburg
13	Dennis Smith
12	Simon Fletcher
12	Greg Kragen
12	Randy Robbins
11	Keith Bishop
11	Rick Dennison
11	Mike Horan
11	Clarence Kay
11	Gary Kubiak
11	Steve Sewell
11	Shannon Sharpe
11	Sammy Winder

#### MOST POSTSEASON STARTS

21	John Elway
14	Steve Atwater
13	Tyrone Braxton
13	Ken Lanier
13	Karl Mecklenburg
13	Dennis Smith
12	Greg Kragen
11	Keith Bishop
11	Shannon Sharpe
10	Steve Foley
10	Tom Jackson
10	Louis Wright

### TOTAL OFFENSE

#### MOST TOTAL PLAYS

##### Career

752	John Elway
223	Terrell Davis
144	Sammy Winder
80	Craig Morton

##### Game

52	Elway at L.A. Raiders, 1/9/94
43	Elway vs. Jacksonville, 1/4/97
43	Elway vs. N.Y. Giants, 1/25/87
42	Elway at Cleveland, 1/11/87
41	Elway vs. Cleveland, 1/14/90
41	Elway vs. Washington, 1/31/88
41	Elway vs. Pittsburgh, 12/30/84

#### MOST YARDS TOTAL OFFENSE

##### (COMBINED RUSHING AND PASSING YARDS)

##### Career

5,425	John Elway
1,140	Terrell Davis
605	Craig Morton
461	Sammy Winder
231	Gary Kubiak

##### Game

424	Elway vs. Cleveland, 1/14/90
338	Elway vs. Atlanta, 1/31/99
331	Elway vs. N.Y. Giants, 1/25/87
325	Elway vs. L.A. Raiders, 1/9/94
317	Elway vs. Cleveland, 1/17/88

300	Elway at Cleveland, 1/11/87
296	Elway vs. Houston, 1/4/92
289	Elway vs. Washington, 1/31/88
283	Elway vs. Pittsburgh, 1/7/90

#### BEST AVERAGE GAIN PER PLAY

##### Career

9.63	Gary Kubiak
7.56	Craig Morton
7.21	John Elway
6.89	Steve DeBerg

##### Game (min. 20 attempts)

10.56	John Elway vs. Atlanta, 1/31/99
10.34	John Elway vs. Cleveland, 1/14/90
10.00	Craig Morton vs. Oakland, 1/1/78
9.21	John Elway vs. Houston, 1/10/88
8.92	John Elway vs. Jacksonville, 12/27/97
8.57	John Elway vs. Cleveland, 1/17/88
8.45	John Elway at Kansas City, 1/4/98
8.05	Norris Weese at Pittsburgh, 12/30/78

### RUSHING

#### MOST RUSHES

##### Career

204	Terrell Davis
144	Sammy Winder
94	John Elway
38	Bobby Humphrey
36	Gaston Green

##### Game

32	Davis vs. New York Jets, 1/17/99
31	Davis vs. Jacksonville, 12/27/97
30	Davis vs. Green Bay, 1/25/98
26	Winder at Cleveland, 1/11/87
26	Davis at Pittsburgh, 1/11/98
25	Davis vs. Atlanta, 1/31/99
25	Davis at Kansas City, 1/4/98
21	Davis vs. Miami, 1/9/99
21	Winder vs. Cleveland, 1/14/90
20	Winder vs. Cleveland, 1/17/88

#### MOST RUSHING YARDS

##### Career

1,140	Terrell Davis
461	John Elway
461	Sammy Winder
169	Bobby Humphrey
152	Derek Loville
138	Gene Lang

##### Game

199	Davis vs. Miami, 1/9/99
184	Davis vs. Jacksonville, 12/27/97
167	Davis vs. New York Jets, 1/17/99
157	Davis vs. Green Bay, 1/25/98
139	Davis at Pittsburgh, 1/11/98
103	Loville vs. Jacksonville, 12/27/97
102	Davis vs. Atlanta, 1/31/99
102	Winder vs. New England, 1/4/87
101	Davis at Kansas City, 1/4/98
91	Davis vs. Jacksonville, 1/4/97



## POSTSEASON INDIVIDUAL RECORDS — OFFENSE

### BEST AVERAGE GAIN PER RUSH

#### Career (min. 10 attempts)

6.1	Derek Loville
5.6	Terrell Davis
4.9	John Elway
4.8	Gene Lang
4.4	Bobby Humphrey
4.2	Otis Armstrong

#### Game (min. 10 attempts)

9.5	Davis vs. Miami, 1/9/99 (21-199)
9.4	Loville vs. Jacksonville, 12/27/97
6.5	Davis vs. Jacksonville, 1/4/97
5.9	Davis vs. Jacksonville, 12/27/97
5.4	Winder vs. New England, 1/4/87
5.3	Davis at Pittsburgh, 1/11/98
5.2	Davis vs. New York Jets, 1/17/99
5.2	Davis vs. Green Bay, 1/25/98
5.1	Humphrey vs. San Francisco, 1/28/90

### MOST RUSHING TOUCHDOWNS

#### Career

12	Terrell Davis
6	John Elway
3	Derek Loville
2	G. Lewis, M. Bratton, H. Griffith, G. Lang, R. Lytle

#### Game

3	Terrell Davis, vs. Green Bay (1/25/98)
2	Howard Griffith, vs. Atlanta (1/31/99)
2	Terrell Davis, vs. Miami (1/9/99)
2	Terrell Davis, at Kansas City (1/4/98)
2	Terrell Davis, vs. Jacksonville (12/27/97)
2	Derek Loville, vs. Jacksonville (12/27/97)
2	Melvin Bratton, vs. Pittsburgh (1/7/90)
2	Greg Lewis, vs. Houston (1/4/92)

### LONGEST RUN FROM SCRIMMAGE

62	Davis vs. Miami, 1/9/99
59	Davis vs. Jacksonville, 12/27/97
47	Davis vs. Jacksonville, 1/4/97
44	Loville vs. Jacksonville, 12/27/97
43	Davis at Pittsburgh, 1/11/98
42	Lang vs. Cleveland, 1/17/88
41	Davis at Kansas City, 1/4/98
35	Winder at Seattle, 12/24/83
34	Humphrey vs. San Francisco, 1/28/90
34	Elway at Cleveland, 1/11/87

## PASSING

### MOST PASS ATTEMPTS

#### Career

651	John Elway
80	Craig Morton
28	Gus Frerotte
26	Norris Weese
19	Steve DeBerg
19	Gary Kubiak

#### Game

47	Elway at L.A. Raiders, 1/9/94
38	Elway vs. Jacksonville, 1/4/97
38	Elway vs. Washington, 1/31/88
38	Elway at Cleveland, 1/11/87
37	Elway vs. N.Y. Giants, 1/25/87

37	Elway vs. Pittsburgh, 12/30/84
36	Elway vs. Cleveland, 1/14/90
34	Elway vs. New York Jets, 1/17/99

### MOST COMPLETIONS

#### Career

355	John Elway
42	Craig Morton
16	Gary Kubiak
14	Steve DeBerg

#### Game

29	Elway at L.A. Raiders, 1/9/94
25	Elway vs. Jacksonville, 1/4/97
22	Elway vs. N.Y. Giants, 1/25/87
22	Elway at Cleveland, 1/11/87
20	Elway vs. Cleveland, 1/14/90
19	Elway vs. Hou., 1/4/92 & at Pitt., 12/30/94

### BEST COMPLETION PERCENTAGE

#### Career (min. 15 attempts)

.842	Gary Kubiak
.737	Steve DeBerg
.545	John Elway
.525	Craig Morton

#### Game (min. 10 attempts)

.917	Kubiak at Buffalo, 1/12/92 (11-12)
.737	DeBerg at Seattle, 12/24/83 (14-19)
.667	Elway vs. Jacksonville, 12/27/97 (16-24)
.667	Elway at Seattle, 12/24/83 (10-15)
.658	Elway vs. Jacksonville, 1/4/97 (25-38)
.621	Elway vs. Atlanta, 1/31/99 (18-29)
.617	Elway at L.A. Raiders, (1/9/94) (29-47)
.600	Elway vs. Pittsburgh, 1/7/90 (12-20)
.595	Elway vs. N.Y. Giants, 1/25/87 (22-37)

### MOST PASSING YARDS

#### Career

4,964	John Elway
605	Craig Morton
212	Gary Kubiak
140	Norris Weese

#### Game

385	Elway vs. Cleveland, 1/14/90
336	Elway vs. Atlanta, 1/31/99
304	Elway vs. N.Y. Giants, 1/25/87
302	Elway at L.A. Raiders, 1/9/94
281	Elway vs. Cleveland, 1/17/88
259	Elway vs. Houston, 1/10/88
257	Elway vs. Houston, 1/4/92
257	Elway vs. Washington, 1/31/88
257	Elway vs. New England, 1/4/87

### MOST TOUCHDOWN PASSES THROWN

#### Career

27	John Elway
5	Craig Morton
1	Gus Frerotte
1	Steve DeBerg

#### Game

3	Elway at L.A. Raiders, 1/9/94
3	Elway vs. Cleveland, 1/14/90
3	Elway vs. Cleveland, 1/17/88
2	Elway at Pittsburgh, 1/11/98
2	Elway vs. Jacksonville, 1/4/97
2	Elway vs. Houston, 1/10/88

## POSTSEASON INDIVIDUAL RECORDS — OFFENSE

### MOST TOUCHDOWN PASSES THROWN, CONT.

2	Elway vs. Pittsburgh, 12/30/84
2	Morton vs. Oakland, 1/1/78
2	Morton vs. Pittsburgh, 12/24/77

### MOST INTERCEPTIONS THROWN

#### Career

21	John Elway
6	Craig Morton
1	Steve DeBerg

#### Game

4	Morton vs. Dallas, 1/15/78
3	Elway vs. Washington, 1/31/88
2	Elway vs. San Francisco, 1/28/90
2	Elway vs. New England, 1/4/87
2	Elway vs. Pittsburgh, 12/30/84
1	15 times (last by Frerotte at Balt., 12/31/00)

### BEST INTERCEPTION AVOIDANCE PCT.

#### Career (min. 15 attempts)

.000	Gary Kubiak
.000	Norris Weese
.032	John Elway
.053	Steve DeBerg

### BEST AVERAGE GAIN PER ATTEMPT

#### Career (min. 15 attempts)

11.16	Gary Kubiak
7.63	John Elway
7.56	Craig Morton
6.89	Steve DeBerg
5.38	Norris Weese

### BEST AVERAGE GAIN PER COMPLETION

#### Career (min. 15 attempts)

14.07	Craig Morton
13.98	John Elway
13.25	Gary Kubiak
11.67	Norris Weese

### HIGHEST POSTSEASON PASSER RATING

#### Career (min. 20 attempts)

87.8	Steve DeBerg
79.7	John Elway
67.1	Craig Morton
63.0	Norris Weese

### LONGEST POSTSEASON PASS PLAYS

80t	Elway to R. Smith, vs. Atlanta, 1/31/99
80t	Elway to Jackson, vs. Cleveland, 1/17/88
74t	Morton to Moses, vs. Oakland, 1/1/78
70t	Elway to Young, vs. Cleveland, 1/14/90
56t	Elway to Nattiel, vs. Washington, 1/31/88
55	Elway to Johnson, vs. Houston, 1/10/88
54	Elway to Johnson, vs. N.Y. Giants, 1/25/87
53	Elway to Young, vs. Cleveland, 1/14/90
52	Willhite to Watson, vs. Pittsburgh, 12/30/84
51	Elway to Jackson, vs. Pittsburgh, 1/7/90

## RECEIVING

### MOST RECEPTIONS

#### Career

42	Shannon Sharpe
40	Vance Johnson
36	Ed McCaffrey
31	Steve Sewell
27	Rod Smith
21	Mark Jackson, Steve Watson
20	Sammy Winder
19	Terrell Davis

#### Game

13	Sharpe at L.A. Raiders, 1/9/94
11	Watson vs. Pittsburgh, 12/30/84
8	McCaffrey at Baltimore, 12/31/00
7	Davis vs. Jacksonville, 1/4/97
7	Johnson at Buffalo, 1/12/92
7	Sewell at Buffalo, 1/12/92
7	Johnson vs. Cleveland, 1/14/90
7	Myles at Seattle, 12/24/83
6	Smith, R., at Pittsburgh, 1/11/98

### MOST RECEIVING YARDS

#### Career

715	Vance Johnson
538	Rod Smith
490	Ed McCaffrey
474	Shannon Sharpe
426	Mark Jackson
375	Steve Sewell
358	Steve Watson
314	Haven Moses
255	Michael Young
251	Ricky Nattiel

#### Game

177	Watson vs. Pittsburgh, 12/30/84
168	Moses vs. Oakland, 1/1/78
156	Sharpe at L.A. Raiders, 1/9/94
152	R. Smith vs. Atlanta, 1/31/99
134	Jackson vs. Cleveland, 1/17/88
123	Young vs. Cleveland, 1/14/90
121	Johnson vs. NY Giants, 1/25/87
111	Jackson vs. Pittsburgh, 1/7/90
105	Johnson vs. Houston, 1/10/88
100	Johnson at Buffalo, 1/12/92

### HIGHEST AVERAGE GAIN PER RECEPTION

#### Career (min. 5 receptions)

24.2	Haven Moses
23.2	Michael Young
20.3	Mark Jackson
19.9	Rod Smith
19.3	Jack Dolbin
19.3	Ricky Nattiel
17.9	Vance Johnson

#### Game (min. 4 receptions)

33.60	Moses vs. Oakland, 1/1/78
33.50	Jackson vs. Cleveland, 1/17/88
30.40	R. Smith vs. Atlanta, 1/31/99
26.25	Johnson vs. Houston, 1/10/88
24.20	Johnson vs. NY Giants, 1/25/87
22.25	Johnson vs. New England, 1/4/87
22.20	Jackson vs. Pittsburgh, 1/7/90

## POSTSEASON INDIVIDUAL RECORDS — SPECIAL TEAMS / DEFENSE

### MOST RECEIVING TOUCHDOWNS

Career
4 Vance Johnson
3 Rod Smith
2 Howard Griffith, Mark Jackson, Clarence Kay, Ed McCaffrey, Haven Moses, Shannon Sharpe, Sammy Winder

### Game

2 Clarence Kay, vs. Houston, 1/10/88
2 Haven Moses, vs. Oakland, 1/1/78

## PUNTING

### MOST PUNTS

Career
46 Mike Horan
45 Tom Rouen
19 Bucky Dilts
10 Luke Prestridge

### Game

9 Rouen at Baltimore, 12/31/00
7 Rouen vs. New York Jets, 1/17/99
7 Horan vs. Washington, 1/31/88
6 Rouen at Kansas City, 1/4/98
6 Horan at Buffalo, 1/12/92
6 Horan vs. San Francisco, 1/28/90
6 Horan at Cleveland, 1/11/87
6 Prestridge at Houston, 12/23/79
6 Dilts vs. Pittsburgh, 12/30/78

### BEST AVERAGE PER PUNT

Career
45.70 Luke Prestridge
42.25 Chris Norman
42.13 Mike Horan

### Game

49.00 Horan vs. New England, 1/4/87
48.50 Rouen vs. Miami, 1/9/99
47.75 Prestridge at Seattle, 12/24/83
46.40 Horan vs. Cleveland, 1/14/90
45.29 Rouen vs. New York Jets, 1/17/99
44.33 Prestridge at Houston, 12/23/79
43.67 Horan at Buffalo, 1/12/92

### LONGEST PUNT

76 Mike Horan at Buffalo, 1/12/92
-----------------------------------

## INTERCEPTIONS

### MOST INTERCEPTIONS

Career
5 Darrien Gordon
3 Tyrone Braxton
3 Bob Swenson
2 Tom Jackson
2 Darrius Johnson
2 Dennis Smith

### Game

2 Gordon vs. Atlanta, 1/31/99
2 Gordon vs. New York Jets, 1/17/99
2 D. Smith vs. Cleveland, 1/14/90
2 T. Jackson, vs. Pittsburgh, 12/24/77

### MOST YARDS ON INTERCEPTION RETURNS

Career
156 Darrien Gordon
76 Darrius Johnson
57 Mark Haynes
49 Tom Jackson
26 Jim Ryan
18 Karl Mecklenberg
18 Bob Swenson
18 Bill Thompson (includes six yards on a lateral from Swenson)

### Game

108 Gordon vs. Atlanta, 1/31/99
57 Haynes vs. Houston, 1/10/88
49 T. Jackson vs. Pittsburgh, 12/24/77
48 Gordon vs. New York Jets, 1/17/99
48 D. Johnson vs. Miami, 1/9/99
28 D. Johnson vs. Atlanta, 1/31/99
26 Ryan at Cleveland, 1/11/87
18 Mecklenburg vs. Houston, 1/10/88
15 B. Jackson vs. Pittsburgh, 12/24/77

### LONGEST INTERCEPTION RETURN

58 Gordon vs. Atlanta, 1/31/99
57 Haynes vs. Houston, 1/10/88
50 Gordon vs. Atlanta, 1/31/99
48 D. Johnson vs. Miami, 1/9/99
32 T. Jackson vs. Pittsburgh, 12/24/77
30 Gordon vs. New York Jets, 1/17/99
28 D. Johnson vs. Atlanta, 1/31/99
26 Ryan at Cleveland, 1/11/87
18 Mecklenburg vs. Houston, 1/10/88
17 T. Jackson, vs. Pittsburgh, 12/24/77

## SACKS

### MOST SACKS

Career
6 Simon Fletcher
6 Rulon Jones
3 Rubin Carter
3 Neil Smith
2 Maa Tanuvasa
2 Lyle Alzado
2 Karl Mecklenburg
2 Jim Ryan
2 Alfred Williams
1.5 Ken Woodard

### Game

2 N. Smith at Kansas City, 1/4/98
2 A. Williams at Kansas City, 1/4/98
2 Fletcher at L.A. Raiders, 1/9/94
2 Fletcher vs. Cleveland, 1/14/90
2 R. Jones vs. New England, 1/4/87
2 Alzado vs. Dallas, 1/15/78
2 Carter vs. Dallas, 1/15/78

## POSTSEASON INDIVIDUAL RECORDS — SPECIAL TEAMS

## PUNT RETURNS

### MOST PUNT RETURNS

Career
13 Vance Johnson
11 Darrien Gordon
10 Rick Upchurch
7 Gerald Willhite
6 Kevin Clark
3 Glyn Milburn
3 Zach Thomas

### Game

5 Gordon vs. New York Jets, 1/17/99
4 V. Johnson vs. Cleveland, 1/14/90
3 O'Neal at Baltimore, 12/31/00
3 Milburn at L.A. Raiders, 1/9/94
3 V. Johnson at Buffalo, 1/12/92
3 Willhite at Cleveland, 1/11/87
3 V. Johnson vs. New England, 1/4/87
3 Z. Thomas at Seattle, 12/24/83
3 Upchurch vs. Dallas, 1/15/78

### MOST YARDS ON PUNT RETURNS

Career
162 Darrien Gordon
115 Vance Johnson
92 Rick Upchurch
46 Kevin Clark
45 Gerald Willhite
38 Glyn Milburn

### Game

79 Gordon vs. New York Jets, 1/17/99
38 Milburn at L.A. Raiders, 1/9/94
36 Gordon at Kansas City, 1/4/98
36 V. Johnson at Buffalo, 1/12/92
36 V. Johnson vs. Cleveland, 1/14/90
30 Upchurch at Pittsburgh, 12/30/78
26 V. Johnson vs. New England, 1/4/87
25 Upchurch at Houston, 12/23/79

### BEST AVERAGE PER RETURN

#### Career (min. 2 returns)

14.7 Darrien Gordon
12.7 Glyn Milburn
9.2 Rick Upchurch
8.8 Vance Johnson
7.6 Kevin Clark
6.4 Gerald Willhite

#### Game (min. 2 returns)

15.8 Gordon vs. New York Jets, 1/17/99
15.0 Upchurch at Pittsburgh, 12/30/78
12.7 Milburn at L.A. Raiders, 1/9/94
12.5 Upchurch at Houston, 12/23/79
12.0 V. Johnson at Buffalo, 1/12/92
9.5 Gordon at Pittsburgh, 1/11/98
9.0 V. Johnson vs. Cleveland, 1/14/90
9.0 K. Clark vs. Washington, 1/31/88

### LONGEST PUNT RETURN

36 Gordon vs. New York Jets, 1/17/99
36 Gordon at Kansas City, 1/4/98
22 Upchurch at Pittsburgh, 12/30/78
19 Gordon at Pittsburgh, 1/11/98
18 Milburn at L.A. Raiders, 1/9/94
17 Willhite vs. Pittsburgh, 12/30/84
17 Upchurch at Houston, 12/23/79
14 Gordon vs. Jacksonville, 12/27/97

## KICKOFF RETURNS

### MOST KICKOFF RETURNS

Career
21 Ken Bell
20 Vaughn Hebron
12 Rick Upchurch
8 Darren Carrington
6 Glyn Milburn
6 Alton Montgomery

### Game

6 Milburn at L.A. Raiders, 1/9/94
6 Carrington vs. San Fran., 1/28/90
5 Bell vs. Washington, 1/31/88
4 Hebron vs. Green Bay, 1/25/98
4 Hebron at Pittsburgh, 1/11/98
4 Montgomery vs. Houston, 1/4/92
4 Z. Thomas at Seattle, 12/24/83

### MOST YARDS ON KICKOFF RETURNS

Career
460 Vaughn Hebron
383 Ken Bell
259 Rick Upchurch
197 Darren Carrington
122 Alton Montgomery
85 Glyn Milburn

### Game

146 Carrington vs. San Fran., 1/28/90
94 Upchurch vs. Dallas, 1/15/78
88 Montgomery vs. Houston, 1/4/92
88 Bell vs. Washington, 1/31/88
87 Hebron vs. Jacksonville, 12/27/97
85 Hebron vs. Jacksonville, 1/4/97
85 Milburn at L.A. Raiders, 1/9/94
81 Z. Thomas at Seattle, 12/23/83

### BEST AVERAGE PER KICKOFF RETURN

#### Career (min. 3 returns)

27.25 John Schultz
24.63 Darren Carrington
23.00 Vaughn Hebron
22.00 Alton Montgomery
21.58 Rick Upchurch
20.75 Zach Thomas

#### Game (min. 2 returns)

31.33 Upchurch vs. Dallas, 1/15/78
29.00 Hebron vs. Jacksonville, 12/27/97
28.33 Hebron vs. Jacksonville, 1/4/97
25.50 Hebron at Kansas City, 1/4/98
24.33 Carrington vs. San Fran., 1/28/90
22.00 Montgomery vs. Houston, 1/4/88
21.00 Hebron vs. Atlanta, 1/31/99
21.00 Bell vs. New England, 1/4/87
20.25 Z. Thomas at Seattle, 12/24/83

### LONGEST KICKOFF RETURN

67 Upchurch vs. Dallas, 1/15/78
51 Hebron vs. Jacksonville, 12/27/97
39 Carrington vs. San Fran., 1/28/90
38 Hebron vs. Jacksonville, 1/4/97
37 Schultz vs. Dallas, 1/15/78
35 Bell vs. New England, 1/4/87
32 Hebron vs. Green Bay, 1/25/98
31 Bell vs. Pittsburgh, 1/7/90
31 Willhite vs. Pittsburgh, 12/30/84

## POSTSEASON INDIVIDUAL RECORDS — SCORING

### SCORING

#### MOST TOUCHDOWNS SCORED

##### Career

12	Terrell Davis
6	John Elway
4	Howard Griffith
4	Vance Johnson
3	Derek Loville
3	Rod Smith
3	Sammy Winder

##### Game

3	Davis vs. Green Bay, 1/25/98
2	Griffith vs. Atlanta, 1/31/99
2	Davis vs. Miami, 1/9/99
2	Davis at Kansas City, 1/4/98
2	Davis vs. Jacksonville, 12/27/97
2	Loville vs. Jacksonville, 12/27/97
2	G. Lewis vs. Houston, 1/4/92
2	Winder vs. Cleveland, 1/14/90
2	Bratton vs. Pittsburgh, 1/7/90
2	Kay vs. Houston, 1/10/88
2	Moses vs. Oakland, 1/1/78

#### MOST PAT ATTEMPTS

##### Career

31	Jason Elam
19	Rich Karlis
12	David Treadwell
9	Jim Turner

##### Game

6	Elam vs. Jacksonville, 12/27/97
5	Elam vs. Miami, 1/9/99
5	Karlis vs. Cleveland, 1/17/88
4	Elam vs. Atlanta, 1/31/99
4	Elam vs. Green Bay, 1/25/98
4	Treadwell vs. Cleveland, 1/14/90
4	Karlis vs. Houston, 1/10/88
4	Turner vs. Pittsburgh, 12/24/77

#### BEST PAT PERCENTAGE

##### Career

1.000	Rich Karlis (19/19)
1.000	Jim Turner (9/9)
.968	Jason Elam (30/31)

#### MOST FIELD GOALS ATTEMPTED

##### Career

18	Rich Karlis
12	Jason Elam
11	David Treadwell
9	Jim Turner

##### Game

4	Elam vs. Atlanta, 1/31/99
4	Treadwell vs. Cleveland, 1/28/90
4	Karlis vs. N.Y. Giants, 1/25/87
3	Elam vs. N.Y. Jets, 1/17/99
3	Treadwell at Buffalo, 1/12/92
3	Karlis at Cleveland, 1/11/87
3	Karlis vs. Pittsburgh, 12/30/84
3	Turner vs. Oakland, 1/1/78

#### MOST FIELD GOALS MADE

##### Career

12	Rich Karlis
10	Jason Elam
7	David Treadwell
4	Jim Turner

##### Game

3	Elam vs. N.Y. Jets, 1/17/99
3	Treadwell vs. Cleveland, 1/14/90
3	Karlis at Cleveland, 1/11/87
2	Elam vs. Atlanta, 1/31/99
2	Treadwell vs. Houston, 1/4/92
2	Karlis vs. Houston, 1/10/88
2	Karlis vs. N.Y. Giants, 1/25/87
2	Karlis vs. New England, 1/4/87
2	Turner vs. Pittsburgh, 12/24/77

#### BEST FIELD GOAL PERCENTAGE

##### Career

.833	Jason Elam (10/12)
.667	Rich Karlis (12/18)
.636	David Treadwell (7/11)
.444	Jim Turner (4/9)

#### LONGEST FIELD GOALS

51	Elam vs. Green Bay, 1/25/98
49	Treadwell vs. Houston, 1/4/92
48	Elam vs. N.Y. Jets, 1/17/99
48	Karlis vs. N.Y. Giants, 1/25/87
47	Turner vs. Dallas, 1/15/78
44	Turner vs. Pittsburgh, 12/24/77
43	Elam at Pittsburgh, 1/11/98
43	Treadwell vs. Pittsburgh, 1/7/90
43	Karlis vs. Houston, 1/10/88

#### MOST POINTS SCORED

##### Career

74	Terrell Davis
60	Jason Elam
55	Rich Karlis
36	John Elway
32	David Treadwell
24	Howard Griffith
24	Vance Johnson
21	Jim Turner
18	Derek Loville
18	Rod Smith
18	Sammy Winder

##### Game

18	Davis vs. Green Bay, 1/25/98
13	Treadwell vs. Cleveland, 1/14/90
12	Griffith vs. Atlanta, 1/31/99
12	Davis vs. Miami, 1/9/99
12	Davis at Kansas City, 1/4/98
12	Davis vs. Jacksonville, 12/27/97
12	Loville vs. Jacksonville, 12/27/97
12	G. Lewis vs. Houston, 1/4/92
12	Winder vs. Cleveland, 1/14/90
12	Bratton vs. Pittsburgh, 1/7/90
12	Kay vs. Houston, 1/10/88
12	Moses vs. Oakland, 1/1/78

## POSTSEASON TEAM RECORDS — OFFENSE

### POSTSEASON GAME-BY-GAME

#### Won-Lost Record: 16-12

12/31/00	<b>Baltimore 21, Denver 3</b> AFC Wild Card Playoff (PSINet Stadium, att.: 69,638)
1/31/99	<b>Denver 34, Atlanta 19</b> Super Bowl XXXIII (Pro Player Stadium, att.: 74,803)
1/17/99	<b>Denver 23, New York Jets 10</b> AFC Championship Game (Mile High Stadium, att.: 75,482)
1/9/99	<b>Denver 38, Miami 3</b> AFC Divisional Playoff Game (Mile High Stadium, att.: 75,729)
1/25/98	<b>Denver 31, Green Bay 24</b> Super Bowl XXXII (Qualcomm Stadium, att.: 68,912)
1/11/98	<b>Denver 24, Pittsburgh 21</b> AFC Championship Game (Three Rivers Stadium, att.: 61,382)
1/4/98	<b>Denver 14, Kansas City 10</b> AFC Divisional Playoff (Arrowhead Stadium, att.: 76,965)
12/27/97	<b>Denver 42, Jacksonville 17</b> AFC Wild Card Playoff (Mile High Stadium, att.: 74,481)
1/4/97	<b>Jacksonville 30, Denver 27</b> AFC Divisional Playoff (Mile High Stadium; att.: 75,678)
1/9/94	<b>L.A. Raiders 42, Denver 24</b> AFC Wild Card Playoff (L.A. Coliseum; att.: 65, 314)
1/12/92	<b>Buffalo 10, Denver 7</b> AFC Championship Game (Rich Stadium; att.: 80,272)
1/4/92	<b>Denver 26, Houston 24</b> AFC Divisional Playoff (Mile High Stadium; att.: 75,301)
1/28/90	<b>San Francisco 55, Denver 10</b> Super Bowl XXIV (Superdome; att.: 72,919)
1/14/90	<b>Denver 37, Cleveland 21</b> AFC Championship Game (Mile High Stadium; att.: 76,005)
1/7/90	<b>Denver 24, Pittsburgh 23</b> AFC Divisional Playoff (Mile High Stadium; att.: 75,868)
1/31/88	<b>Washington 42, Denver 10</b> Super Bowl XXII (Jack Murphy Stadium; att.: 73,302)
1/17/88	<b>Denver 38, Cleveland 33</b> AFC Championship Game (Mile High Stadium; att.: 75,993)
1/10/88	<b>Denver 34, Houston 10</b> AFC Divisional Playoff (Mile High Stadium; att.: 75,968)
1/25/87	<b>N.Y. Giants 39, Denver 20</b> Super Bowl XXI (Rose Bowl; att.: 101,063)
1/11/87	<b>Denver 23, Cleveland 20 (OT)</b> AFC Championship Game (Cleveland Stadium; att.: 79,915)
1/4/87	<b>Denver 22, New England 17</b> AFC Divisional Playoff (Mile High Stadium; att.: 76,105)
12/30/84	<b>Pittsburgh 24, Denver 17</b> AFC Divisional Playoff (Mile High Stadium; att.: 76,105)

12/24/83	<b>Seattle 31, Denver 7</b> AFC Wild Card Playoff (Kingdome; att.: 60,752)
12/23/79	<b>Houston 13, Denver 7</b> AFC Wild Card Playoff (Astrodome; att.: 48,776)
12/30/78	<b>Pittsburgh 33, Denver 10</b> AFC Divisional Playoff (Three Rivers; att.: 48,921)
1/15/78	<b>Dallas 27, Denver 10</b> Super Bowl XII (Superdome; att.: 76,400)
1/1/78	<b>Denver 20, Oakland 17</b> AFC Championship Game (Mile High Stadium; att.: 74,982)
12/24/77	<b>Denver 34, Pittsburgh 17</b> AFC Divisional Playoff (Mile High Stadium; att.: 75,011)

### SCORING

#### MOST POINTS SCORED

42	vs. Jacksonville, 12/27/97
38	vs. Miami, 1/9/99
38	vs. Cleveland, 1/17/88
37	vs. Cleveland, 1/14/90
34	vs. Atlanta, 1/31/99
34	vs. Houston, 1/10/88
34	vs. Pittsburgh, 12/24/77
31	vs. Green Bay, 1/25/98
27	vs. Jacksonville, 1/4/97
26	vs. Houston, 1/4/92

#### MOST POINTS SCORED, ONE HALF

27	vs. Cleveland, 1/14/90 (2nd)
24	at Pittsburgh, 1/11/98 (1st)
23	vs. New York Jets, 1/17/99 (2nd)
21	vs. Miami, 1/9/99 (1st)
21	vs. Jacksonville, 12/27/97 (2nd)
21	vs. Jacksonville, 12/27/97 (1st)
21	at L.A. Raiders, 1/9/94 (1st)
21	vs. Cleveland, 1/17/88 (1st)
20	vs. Pittsburgh, 12/24/77 (2nd)

#### MOST POINTS SCORED, ONE QUARTER

21	vs. Jacksonville, 12/27/97 (4th)
20	vs. New York Jets, 1/17/99 (3rd)
17	vs. Atlanta, 1/31/99 (4th)
17	at Pittsburgh, 1/11/98 (2nd)
15	vs. Jacksonville, 1/4/97 (4th)
14	vs. Miami, 1/9/99 (4th)
14	vs. Miami, 1/9/99 (1st)
14	vs. Jacksonville, 12/27/97 (1st)
14	at LA Raiders, 1/9/94 (2nd)
14	vs. Cleveland, 1/14/90 (3rd)
14	vs. Cleveland, 1/17/88 (1st)

### TOTAL OFFENSE

#### MOST TOTAL PLAYS

77	at Cleveland, 1/11/87
76	vs. Jacksonville, 12/27/97
76	vs. Cleveland, 1/14/90
75	vs. New York Jets, 1/17/99
75	vs. New England, 1/4/87
73	at LA Raiders, 1/9/94
69	at Buffalo, 1/12/92 & at Seattle, 12/24/83



## POSTSEASON TEAM RECORDS — OFFENSE

### MOST TOTAL YARDS

511	vs. Jacksonville, 12/27/97
497	vs. Cleveland, 1/14/90
457	vs. Atlanta, 1/31/99
441	vs. New England, 1/4/87
424	vs. Miami, 1/9/99
418	vs. Houston, 1/4/92
412	vs. Cleveland, 1/17/88
387	at LA Raiders, 1/9/94
374	at Cleveland, 1/11/87

### HIGHEST AVERAGE GAIN PER PLAY

7.0	vs. Atlanta, 1/31/99
7.0	vs. Pittsburgh, 1/7/90
6.8	vs. Miami, 1/9/99
6.7	vs. Jacksonville, 12/27/97
6.5	vs. Cleveland, 1/14/90
6.4	vs. Houston, 1/4/92
6.1	vs. Cleveland, 1/17/88
5.9	vs. Jacksonville, 1/4/97
5.8	vs. NY Giants, 1/25/87

## RUSHING

### MOST RUSHES

49	vs. Jacksonville, 12/27/97
42	vs. New England, 1/4/87
39	vs. Green Bay, 1/25/98
39	vs. Cleveland, 1/14/90
39	vs. Cleveland, 1/17/88
38	vs. New York Jets, 1/17/99
38	vs. Miami, 1/9/99
37	(three times; last at Cleveland, 1/11/87)

### MOST RUSHING YARDS

310	vs. Jacksonville, 12/27/97
250	vs. Miami, 1/9/99
188	vs. New England, 1/4/87
179	vs. Green Bay, 1/25/98
178	vs. New York Jets, 1/17/99
156	vs. Cleveland, 1/17/88
151	vs. Houston, 1/4/92
150	at Pittsburgh, 1/11/98
149	at Cleveland, 1/11/87
138	vs. Pittsburgh, 1/7/90

### BEST AVERAGE GAIN PER RUSH

6.6	vs. Miami, 1/9/99
6.3	vs. Jacksonville, 12/27/97
6.0	vs. Jacksonville, 1/4/97
5.7	vs. Washington, 1/31/88
5.0	at Pittsburgh, 1/11/98
4.9	vs. Houston, 1/4/92
4.7	vs. New York Jets, 1/17/99
4.6	vs. Green Bay, 1/25/98
4.5	vs. Pittsburgh, 1/7/90
4.5	vs. New England, 1/4/87

### MOST RUSHING TOUCHDOWNS

5	vs. Jacksonville, 12/27/97
4	vs. Green Bay, 1/25/98
3	vs. Atlanta, 1/31/99
3	vs. Miami, 1/9/99
2	(six times, last vs. Jacksonville, 1/4/97)

## PASSING

### MOST PASS ATTEMPTS

54	at Los Angeles Raiders, 1/9/94
41	vs. New York Giants, 1/25/87
39	vs. Washington, 1/31/88
38	at Baltimore, 12/31/00
38	vs. Jacksonville, 1/4/97
38	at Cleveland, 1/11/87
38	vs. Pittsburgh, 12/24/77

### MOST COMPLETIONS

32	at Los Angeles Raiders, 1/9/94
26	vs. New York Giants, 1/25/87
25	vs. Jacksonville, 1/4/97
24	at Seattle, 12/24/83
22	at Buffalo, 1/12/92
22	at Cleveland, 1/11/87

### BEST COMPLETION PERCENTAGE

.706 (24/34)	at Seattle, 12/24/83
.667 (16/24)	vs. Jacksonville, 12/27/97
.667 (22/33)	at Buffalo, 1/12/92
.658 (25/38)	vs. Jacksonville, 1/4/97
.634 (26/41)	vs. New York Giants, 1/25/87
.621 (18/29)	vs. Atlanta, 1/31/99
.609 (14/23)	vs. Miami, 1/9/99
.600 (12/20)	vs. Pittsburgh, 1/7/90

### MOST NET PASSING YARDS

377	vs. Cleveland, 1/14/90
336	vs. Atlanta, 1/31/99
331	at Los Angeles Raiders, 1/9/94
320	vs. New York Giants, 1/25/87
267	vs. Houston, 1/4/92
256	vs. Cleveland, 1/17/88

### MOST TOUCHDOWN PASSES

3	at Los Angeles Raiders, 1/9/94
3	vs. Cleveland, 1/14/90
3	vs. Cleveland, 1/17/88
2	(six times; last at Pittsburgh, 1/11/98)

### MOST INTERCEPTIONS THROWN

4	vs. Dallas, 1/15/78
3	vs. Washington, 1/31/88
2	vs. New England, 1/4/87
2	vs. Pittsburgh, 12/30/84
2	at Seattle, 12/24/83

### MOST TIMES SACKED

6	at Houston, 12/23/79
6	at Pittsburgh, 12/30/78
5	at Baltimore, 12/31/00
5	vs. Washington, 1/31/88
4	at Buffalo, 1/12/92
4	vs. New York Giants, 1/25/87
4	vs. Pittsburgh, 12/30/84
4	vs. Dallas, 1/15/78

### MOST YARDAGE LOST ON SACKS

50	vs. Washington, 1/31/88
43	at Baltimore, 12/31/00
40	at Houston, 12/23/79
37	vs. Pittsburgh, 12/30/84
37	at Pittsburgh, 12/30/78

## POSTSEASON TEAM RECORDS — OFFENSE / SPECIAL TEAMS / MISC.

## FIRST DOWNS

### MOST FIRST DOWNS

28	vs. Jacksonville, 12/27/97
26	at Los Angeles Raiders, 1/9/94
26	vs. Houston, 1/4/92
24	vs. Miami, 1/9/99
24	vs. Cleveland, 1/17/88
23	at Pittsburgh, 1/11/98
23	vs. New York Giants, 1/25/87
23	vs. New England, 1/4/87

### MOST FIRST DOWNS RUSHING

18	vs. Jacksonville, 12/27/97
14	vs. Green Bay, 1/25/98
13	vs. Miami, 1/9/99
13	vs. Houston, 1/4/92
12	vs. New England, 1/4/87
10	vs. Cleveland, 1/17/88
9	vs. Houston, 1/10/88

### MOST FIRST DOWNS PASSING

18	at Los Angeles Raiders, 1/9/94
16	vs. New York Giants, 1/25/87
15	at Pittsburgh, 1/11/98
14	vs. Atlanta, 1/31/99
14	vs. Cleveland, 1/14/90
14	at Seattle, 12/24/83
13	vs. Jacksonville, 1/4/97
13	at Buffalo, 1/12/92
13	at Cleveland, 1/11/87

### MOST FIRST DOWNS BY PENALTY

4	at Los Angeles Raiders, 1/9/94
3	at Kansas City, 1/4/98
3	vs. Cleveland, 1/17/88
3	at Cleveland, 1/11/87
2	(11 times)

## PUNTS

### MOST PUNTS

9	at Baltimore, 12/31/00
8	vs. New York Jets, 1/17/99
7	vs. Washington, 1/31/88
7	at Cleveland, 1/11/87
6	at Kansas City, 1/4/98
6	at Buffalo, 1/12/92
6	vs. New England, 1/4/87
6	at Pittsburgh, 12/30/78

### BEST PUNTING AVERAGE

48.5	vs. Miami, 1/9/99 (2 punts)
47.8	at Seattle, 12/24/83 (4 punts)
46.4	vs. Cleveland, 1/14/90 (5 punts)
46.0	vs. New England, 1/4/87 (6 punts)
45.2	at Houston, 12/23/79 (5 punts)

### BEST NET PUNTING AVERAGE

40.3	at Buffalo, 1/12/92
40.0	vs. Pittsburgh, 12/30/84
39.5	vs. Oakland, 1/1/78

## PUNT RETURNS

### MOST PUNT RETURNS

5	vs. New York Jets, 1/17/99
4	vs. Cleveland, 1/14/90
4	vs. New England, 1/4/87
4	vs. Dallas, 1/15/78
4	vs. Oakland, 1/1/78

### MOST YARDS PUNT RETURNS

79	vs. New York Jets, 1/17/99
38	at Los Angeles Raiders, 1/9/94
36	at Kansas City, 1/4/98
36	at Buffalo, 1/12/92
36	vs. Cleveland, 1/14/90
35	vs. New England, 1/4/87
30	at Pittsburgh, 12/30/78

## KICKOFF RETURNS

### MOST KICKOFF RETURNS

6	vs. Jacksonville, 1/4/97
6	at Los Angeles Raiders, 1/9/94
6	at Seattle, 12/24/83
6	at Pittsburgh, 12/30/78
6	vs. Dallas, 1/15/78

### MOST YARDS ON KICKOFF RETURNS

173	vs. Dallas, 1/15/78
123	vs. Jacksonville, 1/4/97
119	vs. Pittsburgh, 1/7/90
118	at Seattle, 12/24/83
95	vs. Green Bay, 1/25/98
88	vs. Houston, 1/4/92
88	vs. Washington, 1/31/88
87	vs. Jacksonville, 12/27/97

## FUMBLES

### MOST FUMBLES

4	at Kansas City, 1/4/98
4	at Buffalo, 1/12/92
4	vs. Dallas, 1/15/78
3	vs. Jacksonville, 12/27/97
3	vs. Houston, 1/4/92
3	vs. Pittsburgh, 12/24/77

### MOST FUMBLES LOST

4	vs. Dallas, 1/15/78
2	at Kansas City, 1/4/98
2	vs. Jacksonville, 12/27/97
2	vs. Cleveland, 1/14/90
2	at Pittsburgh, 12/30/78
1	(six times)

## PENALTIES

### MOST PENALTIES

10	at Los Angeles Raiders, 1/9/94
9	vs. Jacksonville, 12/27/97
8	at Kansas City, 1/4/98
8	vs. Jacksonville, 1/4/97
8	at Pittsburgh, 12/30/78
8	vs. Dallas, 1/15/78
8	vs. Oakland, 1/1/78

## POSTSEASON TEAM RECORDS — SPECIAL TEAMS / DEFENSE

### MOST YARDS PENALIZED

104	at Pittsburgh, 12/30/78
97	at Los Angeles Raiders, 1/9/94
94	vs. Jacksonville, 12/27/97
70	vs. Houston, 1/4/92
70	at Houston, 12/23/79
65	vs. Green Bay, 1/25/98
64	at Kansas City, 1/4/98
64	vs. Jacksonville, 1/4/97
60	vs. Dallas, 1/15/78

### FEWEST PENALTIES

1	vs. Cleveland, 1/14/90
1	vs. Pittsburgh, 12/30/84
2	vs. Pittsburgh, 1/7/90
3	vs. New England, 1/4/87
3	vs. Pittsburgh, 12/24/77

### FEWEST YARDS PENALIZED

5	vs. Cleveland, 1/14/90
5	vs. Pittsburgh, 12/30/84
19	vs. Pittsburgh, 1/7/90
20	three games

## FIELD GOALS

### MOST FIELD GOALS ATTEMPTED

4	vs. Atlanta, 1/31/99
4	vs. Cleveland, 1/14/90
4	vs. New York Giants, 1/25/87
3	vs. New York Jets, 1/17/99
3	at Buffalo, 1/12/92
3	at Cleveland, 1/11/87
3	vs. Pittsburgh, 12/30/84
3	vs. Oakland, 1/1/78

### MOST FIELD GOALS MADE

3	vs. New York Jets, 1/17/99
3	vs. Cleveland, 1/14/90
3	at Cleveland, 1/11/87
2	vs. Atlanta, 1/31/99
2	vs. Houston, 1/4/91
2	vs. Houston, 1/10/88
2	vs. New York Giants, 1/25/87
2	vs. Pittsburgh, 12/24/77

## TOTAL DEFENSE

### FEWEST TOTAL PLAYS ALLOWED

49	vs. Jacksonville, 12/27/97
51	vs. Miami, 1/9/99
53	at Los Angeles Raiders, 1/9/94
53	at Seattle, 12/24/83
54	vs. New England, 1/4/87
55	at Baltimore, 12/31/00
55	vs. Houston, 1/4/92
60	vs. Atlanta, 1/31/99
61	at Buffalo, 1/12/92; vs. Pittsburgh, 1/7/90

### FEWEST TOTAL YARDS ALLOWED

213	at Buffalo, 1/12/92
237	vs. Jacksonville, 12/27/97
240	at Baltimore, 12/31/00
252	vs. Miami, 1/9/99
256	vs. Cleveland, 1/14/90
271	vs. New England, 1/4/87
282	at Houston, 12/23/79

### LOWEST AVERAGE YIELD PER PLAY

3.5	at Buffalo, 1/12/92
4.0	vs. Pittsburgh, 12/24/77
4.1	vs. Cleveland, 1/14/90
4.1	vs. Oakland, 1/1/78

## RUSHING DEFENSE

### FEWEST RUSHING PLAYS ALLOWED

13	vs. New York Jets, 1/17/99
13	vs. Miami, 1/9/99
14	vs. Jacksonville, 12/27/97
14	vs. Cleveland, 1/14/90
19	vs. Houston, 1/4/92
20	vs. Green Bay, 1/25/98
23	vs. Atlanta, 1/31/99
24	at Kansas City, 1/4/98
24	vs. New England, 1/4/87
26	vs. Houston, 1/10/88

### FEWEST RUSHING YARDS ALLOWED

14	vs. New York Jets, 1/17/99
14	vs. Miami, 1/9/99
50	vs. Jacksonville, 12/27/97
66	vs. Cleveland, 1/14/90
73	vs. Houston, 1/10/88
77	at Kansas City, 1/4/98
94	vs. Oakland, 1/1/78
95	vs. Green Bay, 1/25/98
97	vs. Houston, 1/4/92
100	at Cleveland, 1/11/87

### LOWEST AVERAGE YIELD PER RUSH

1.1	vs. New York Jets, 1/17/99
1.1	vs. Miami, 1/9/99
2.6	vs. Oakland, 1/1/78
3.0	at Buffalo, 1/12/92
3.0	at Cleveland, 1/11/87
3.2	at Kansas City, 1/4/98
3.2	at Houston, 12/23/79

## PASSING DEFENSE

### FEWEST OPPONENT PASSES ALLOWED

13	at Seattle, 12/24/83
15	at Baltimore, 12/31/00
19	at Los Angeles Raiders, 1/9/94
22	at Houston, 12/23/79
24	vs. New England, 1/4/87

### FEWEST OPPONENT PASSES COMPLETED

9	at Baltimore, 12/31/00
10	at Houston, 12/23/79
12	at Seattle, 12/24/83
13	at Los Angeles Raiders, 1/9/94
13	at Buffalo, 1/12/92
13	vs. New England, 1/4/87

### FEWEST OPPONENT NET YARDS PASSING

109	at Buffalo, 1/12/92
118	at Baltimore, 12/31/00
147	at Houston, 12/23/79
150	vs. New England, 1/4/87
177	vs. Pittsburgh, 12/24/77

## POSTSEASON TEAM RECORDS — DEFENSE

### LOWEST % OF OPPONENT PASSES COMPLETED

.432	vs. Cleveland, 1/14/90 (19/44)
.455	at Houston, 12/23/79 (10/22)
.486	vs. Oakland, 1/1/78 (17/35)
.514	vs. Pittsburgh, 12/24/77 (19/37)

### MOST OPPONENT PASSES INTERCEPTED

3	vs. Atlanta, 1/31/99
3	at Pittsburgh, 1/11/98
3	vs. Pittsburgh, 12/24/77
2	vs. New York Jets, 1/17/99; vs. Miami, 1/9/99
	at Buffalo, 1/12/92; vs. Houston, 1/10/88
	at Cleveland, 1/11/87; at Houston, 12/23/79

### MOST YARDS ON INTERCEPTION RETURNS

136	vs. Atlanta, 1/31/99
75	vs. Houston, 1/10/88
64	vs. Pittsburgh, 12/24/77
48	vs. New York Jets, 1/17/99
48	vs. Miami, 1/9/99
40	at Cleveland, 1/11/87
14	vs. Cleveland, 1/14/90; vs. Oakland, 1/1/78

### MOST SACKS

6	vs. New England, 1/4/87
5	vs. Dallas, 1/15/78
4	at Kansas City, 1/4/98
4	vs. Cleveland, 1/14/90
3	at Pittsburgh, 1/11/98; vs. Jacksonville, 12/27/97

### MOST OPPONENT YARDAGE LOST ON SACKS

44	vs. New England, 1/4/87
35	vs. Dallas, 1/15/78
34	at Kansas City, 1/4/98
21	at Seattle, 12/24/83

## FIRST DOWNS

### FEWEST OPPONENT FIRST DOWNS

12	at Buffalo, 1/12/92
12	vs. New England, 1/4/87
13	at Baltimore, 12/31/00
14	vs. Miami, 1/9/99
14	vs. Jacksonville, 12/27/97
14	vs. Cleveland, 1/14/90
17	at Cleveland, 1/11/87
17	vs. Dallas, 1/15/78

### FEWEST OPPONENT RUSHING FIRST DOWNS

1	vs. New York Jets, 1/17/99
1	vs. Miami, 1/9/99
3	vs. Jacksonville, 12/27/97
3	vs. Cleveland, 1/14/90
4	vs. Green Bay, 1/25/98
4	at Kansas City, 1/4/98
4	at Cleveland, 1/11/87
5	four times; last at Baltimore, 12/31/00

### FEWEST OPPONENT PASSING FIRST DOWNS

5	at Buffalo, 1/12/92
6	vs. New England, 1/4/87
6	at Houston, 12/23/79
7	at Baltimore, 12/31/00
8	vs. Dallas, 1/15/78
8	vs. Pittsburgh, 12/24/77
9	vs. Jacksonville, 12/27/97

### FEWEST OPPONENT FIRST DOWNS BY PENALTY

0	vs. New York Jets, 1/17/99
0	vs. San Francisco, 1/28/90
0	vs. Cleveland, 1/14/90
0	vs. Pittsburgh, 1/7/90
0	vs. New England, 1/4/87
0	vs. Pittsburgh, 12/30/84
0	vs. Pittsburgh, 12/24/77

## PUNTING

### MOST OPPONENT PUNTS

10	at Baltimore, 12/31/00
9	vs. New England 1/4/87
8	at Buffalo, 1/12/92
8	vs. Cleveland, 1/14/90

### LOWEST OPPONENT PUNTING AVERAGE

28.3	at Houston, 12/23/79 (3 punts)
29.5	vs. Jacksonville, 12/27/97 (4 punts)
34.0	vs. Pittsburgh, 12/24/77 (6 punts)
36.0	vs. Oakland, 1/1/78 (5 punts)

## FUMBLES

### MOST OPPONENT FUMBLES

6	vs. Dallas, 1/15/78
4	vs. New York Jets, 1/17/99
4	at Pittsburgh, 12/30/78
3	vs. Cleveland, 1/14/90; vs. Cleveland, 1/17/88
	at Cleveland, 1/11/87; vs. Pittsburgh, 12/30/84

### MOST OPP. FUMBLES RECOVERED BY DENVER

4	vs. New York Jets, 1/17/99
3	vs. Cleveland, 1/17/88
2	vs. Green Bay, 1/25/98; vs. Pittsburgh, 1/7/90
	vs. Pittsburgh, 12/30/84; vs. Dallas, 1/15/78
	vs. Oakland, 1/1/78

## PENALTIES

### MOST OPPONENT PENALTIES

17	at L.A. Raiders, 1/9/94
13	vs. Houston, 1/4/92
12	vs. Dallas, 1/15/78
11	at Pittsburgh, 12/30/78
10	vs. Miami, 1/9/99; vs. Houston, 1/10/88
	vs. Pittsburgh, 12/24/77

### MOST YARDS OPPONENT PENALIZED

130	at L.A. Raiders, 1/9/94
94	vs. Dallas, 1/15/78
88	at Pittsburgh, 12/30/78
85	vs. Houston, 1/4/92
76	at Cleveland, 1/11/87

## SCORING DEFENSE

### FEWEST POINTS ALLOWED

3	vs. Miami, 1/9/99
10	vs. New York Jets, 1/17/99
10	at Kansas City, 1/4/98
10	at Buffalo, 1/12/92
10	vs. Houston, 1/10/88
13	at Houston, 12/23/79
17	vs. Jacksonville, 12/27/97
17	vs. New England, 1/4/87
17	vs. Oakland, 1/1/78

## OUTSTANDING PERFORMANCES

A Complete List of Denver's 100-Yard Rushing, 100-Yard Receiving and 300-Yard Passing Performances

### 100-Yard Rushing Games — 134 Total (126 regular season / 8 postseason)

Player	Performance	Date, Opponent
Don Stone	17-104, 1 TD	Oct. 6, 1963 vs. San Diego
Billy Joe	20-105, 0 TD	Nov. 17, 1963 vs. New York
Billy Joe	16-108, 1 TD	Nov. 15, 1964 vs. New York
Cookie Gilchrist	32-142, 0 TD	Sept. 24, 1965 at Boston
Cookie Gilchrist	16-119, 0 TD	Nov. 14, 1965 at Houston
Floyd Little	25-126, 1 TD	Oct. 27, 1968 vs. Miami
Floyd Little	30-147, 1 TD	Nov. 3, 1968 at Boston
Floyd Little	21-105, 1 TD	Sept. 14, 1969 vs. Boston
Floyd Little	15-104, 1 TD	Sept. 21, 1969 vs. New York Jets
Floyd Little	29-166, 1 TD	Oct. 19, 1969 at Cincinnati
Floyd Little	16-140, 1 TD	Oct. 25, 1970 at San Francisco
Bobby Anderson	25-106, 1 TD	Oct. 17, 1971 vs. San Diego
Floyd Little	25-113, 1 TD	Oct. 24, 1971 at Cleveland
Floyd Little	24-123, 1 TD	Oct. 31, 1971 at Philadelphia
Floyd Little	22-101, 0 TD	Nov. 14, 1971 vs. Cincinnati
Floyd Little	29-125, 0 TD	Dec. 5, 1971 vs. Chicago
Floyd Little	22-101, 0 TD	Sept. 17, 1972 vs. Houston
Floyd Little	18-100, 2 TD	Oct. 15, 1972 vs. Minnesota
Floyd Little	14-124, 1 TD	Nov. 5, 1972 at New York Giants
Floyd Little	19-123, 1 TD	Oct. 14, 1973 at Houston
Joe Dawkins	30-117, 0 TD	Oct. 28, 1973 at New York Jets
Floyd Little	22-109, 2 TD	Nov. 11, 1973 vs. San Diego
Otis Armstrong	19-131, 0 TD	Sept. 22, 1974 vs. Pittsburgh
Otis Armstrong	17-142, 1 TD	Oct. 27, 1974 at Cleveland
Otis Armstrong	19-110, 1 TD	Nov. 10, 1974 at Baltimore
Otis Armstrong	29-146, 0 TD	Nov. 24, 1974 at Oakland
Jon Keyworth	15-148, 1 TD	Nov. 24, 1974 at Oakland
Otis Armstrong	24-144, 1 TD	Nov. 28, 1974 at Detroit
Otis Armstrong	31-183, 3 TD	Dec. 8, 1974 vs. Houston
Otis Armstrong	18-142, 0 TD	Dec. 15, 1974 at San Diego
Jon Keyworth	20-132, 0 TD	Nov. 30, 1975 vs. San Diego
Otis Armstrong	16-101, 1 TD	Oct. 24, 1976 at Kansas City
Otis Armstrong	18-116, 0 TD	Nov. 7, 1976 vs. Tampa Bay
Otis Armstrong	26-116, 1 TD	Dec. 12, 1976 at Chicago
Norris Weese	12-120, 0 TD	Dec. 12, 1976 at Chicago
Otis Armstrong	21-120, 0 TD	Nov. 20, 1977 at Kansas City
Rob Lytle	16-110, 1 TD	Nov. 19, 1978 vs. Green Bay
Rob Lytle	18-102, 1 TD	Nov. 25, 1979 vs. Oakland
Otis Armstrong	22-107, 1 TD	Oct. 13, 1980 vs. Washington
Otis Armstrong	25-106, 1 TD	Oct. 26, 1980 at New York Giants
Sammy Winder	20-119, 0 TD	Sept. 25, 1983 vs. L.A. Raiders
Sammy Winder	29-165, 0 TD	Oct. 9, 1983 at Houston
Sammy Winder	31-139, 1 TD	Sept. 23, 1984 vs. Kansas City
Sammy Winder	34-126, 0 TD	Oct. 28, 1984 at L.A. Raiders
Sammy Winder	20-103, 2 TD	Sept. 29, 1985 vs. Miami
Sammy Winder	20-104, 2 TD	Sept. 21, 1986 at Philadelphia
Sammy Winder	19-102, 0 TD	Jan. 4, 1987 vs. New England*
Joe Dudek	23-128, 2 TD	Oct. 12, 1987 vs. L.A. Raiders
Tony Dorsett	23-113, 1 TD	Sept. 11, 1988 vs. San Diego
Tony Dorsett	32-119, 2 TD	Sept. 26, 1988 vs. L.A. Raiders
Sammy Winder	17-100, 0 TD	Oct. 9, 1988 at San Francisco
Bobby Humphrey	23-102, 1 TD	Oct. 8, 1989 vs. San Diego
Bobby Humphrey	25-105, 2 TD	Nov. 5, 1989 vs. Pittsburgh
Bobby Humphrey	31-110, 0 TD	Nov. 20, 1989 at Washington
Bobby Humphrey	31-125, 0 TD	Dec. 3, 1989 at L.A. Raiders
Bobby Humphrey	23-128, 0 TD	Dec. 16, 1989 at Phoenix
Bobby Humphrey	19-132, 2 TD	Sept. 17, 1990 vs. Kansas City
Bobby Humphrey	25-129, 0 TD	Sept. 23, 1990 vs. Seattle
Bobby Humphrey	34-177, 1 TD	Sept. 30, 1990 at Buffalo
Bobby Humphrey	20-106, 1 TD	Oct. 8, 1990 vs. Cleveland
Gaston Green	24-116, 0 TD	Sept. 1, 1991 vs. Cincinnati
Gaston Green	24-127, 3 TD	Sept. 22, 1991 vs. San Diego
Gaston Green	26-158, 0 TD	Sept. 29, 1991 at Minnesota
Greg Lewis	19-111, 1 TD	Nov. 3, 1991 vs. Pittsburgh
Gaston Green	18-103, 0 TD	Nov. 10, 1991 vs. L.A. Raiders
Gaston Green	24-133, 1 TD	Nov. 17, 1991 at Kansas City
Rod Bernstine	23-101, 0 TD	Oct. 18, 1993 vs. L.A. Raiders
Rod Bernstine	21-103, 0 TD	Dec. 18, 1993 at Chicago
Leonard Russell	24-103, 0 TD	Oct. 9, 1994 at Seattle
Leonard Russell	19-109, 1 TD	Nov. 13, 1994 vs. Seattle
Terrell Davis	22-135, 1 TD	Nov. 5, 1995 vs. Arizona

## OUTSTANDING PERFORMANCES, CONT.

### 100-Yard Rushing Games, cont.

Player	Performance	Date, Opponent
Terrell Davis	30-176, 1 TD	Nov. 19, 1995 vs. San Diego
Terrell Davis	19-110, 1 TD	Nov. 26, 1995 at Houston
Glyn Milburn	18-131, 0 TD	Dec. 10, 1995 vs. Seattle
Aaron Craver	20-108, 1 TD	Dec. 24, 1995 at Oakland
Terrell Davis	28-111, 0 TD	Sept. 8, 1996 at Seattle
Terrell Davis	22-137, 1 TD	Sept. 15, 1996 vs. Tampa Bay
Terrell Davis	19-141, 2 TD	Sept. 22, 1996 at Kansas City
Terrell Davis	24-112, 0 TD	Sept. 29, 1996 at Cincinnati
Terrell Davis	28-194, 2 TD	Oct. 20, 1996 vs. Baltimore
Terrell Davis	32-154, 2 TD	Nov. 17, 1996 at New England
Terrell Davis	26-106, 1 TD	Dec. 1, 1996 at Seattle
Terrell Davis	26-101, 1 TD	Aug. 31, 1997 vs. Kansas City
Terrell Davis	21-107, 1 TD	Sept. 7, 1997 at Seattle
Terrell Davis	21-103, 0 TD	Sept. 14, 1997 vs. St. Louis
Terrell Davis	27-215, 1 TD	Sept. 21, 1997 vs. Cincinnati
Terrell Davis	32-171, 2 TD	Oct. 6, 1997 vs. New England
Terrell Davis	42-207, 1 TD	Oct. 26, 1997 at Buffalo
Terrell Davis	21-101, 0 TD	Nov. 2, 1997 vs. Seattle
Terrell Davis	21-104, 0 TD	Nov. 9, 1997 vs. Carolina
Terrell Davis	34-127, 0 TD	Nov. 16, 1997 at Kansas City
Terrell Davis	26-178, 1 TD	Nov. 30, 1997 at San Diego
Terrell Davis	31-184, 2 TD	Dec. 27, 1997 vs. Jacksonville*
Derek Loville	11-103, 2 TD	Dec. 27, 1997 vs. Jacksonville*
Terrell Davis	25-101, 2 TD	Jan. 4, 1998 at Kansas City*
Terrell Davis	26-139, 1 TD	Jan. 11, 1998 at Pittsburgh*
Terrell Davis	30-157, 3 TD	Jan. 25, 1998 vs. Green Bay†
Terrell Davis	23-191, 3 TD	Sept. 13, 1998 vs. Dallas
Terrell Davis	28-104, 0 TD	Sept. 20, 1998 at Oakland
Terrell Davis	21-119, 1 TD	Sept. 27, 1998 at Washington
Terrell Davis	20-168, 2 TD	Oct. 4, 1998 vs. Philadelphia
Terrell Davis	30-208, 1 TD	Oct. 11, 1998 at Seattle
Terrell Davis	31-136, 3 TD	Oct. 25, 1998 vs. Jacksonville
Terrell Davis	27-149, 2 TD	Nov. 1, 1998 at Cincinnati
Terrell Davis	18-111, 1 TD	Nov. 16, 1998 at Kansas City
Terrell Davis	31-162, 1 TD	Nov. 22, 1998 vs. Oakland
Terrell Davis	28-147, 1 TD	Dec. 13, 1998 at New York Giants
Terrell Davis	29-178, 0 TD	Dec. 27, 1998 vs. Seattle
Terrell Davis	21-199, 2 TD	Jan. 9, 1999 vs. Miami*
Terrell Davis	32-167, 1 TD	Jan. 17, 1999 vs. New York Jets*
Terrell Davis	25-102, 0 TD	Jan. 31, 1999 vs. Atlanta <sup>3</sup>
Olandis Gary	37-124, 1 TD	Oct. 17, 1999 vs. Green Bay
Olandis Gary	30-108, 2 TD	Nov. 7, 1999 at San Diego
Olandis Gary	22-183, 0 TD	Dec. 19, 1999 vs. Seattle
Olandis Gary	29-185, 1 TD	Dec. 25, 1999 at Detroit
Mike Anderson	31-131, 2 TD	Sept. 10, 2000 vs. Atlanta
Mike Anderson	32-187, 0 TD	Sept. 17, 2000 at Oakland
Mike Anderson	20-103, 1 TD	Oct. 15, 2000 vs. Cleveland
Terrell Davis	33-115, 1 TD	Nov. 5, 2000 at New York Jets
Mike Anderson	30-195, 2 TD	Nov. 26, 2000 at Seattle
Mike Anderson	37-251, 4 TD	Dec. 3, 2000 at New Orleans
Mike Anderson	29-131, 2 TD	Dec. 10, 2000 vs. Seattle
Terrell Davis	21-101, 0 TD	Sept. 10, 2001 vs. New York Giants
Mike Anderson	22-155, 1 TD	Oct. 7, 2001 vs. Kansas City
Mike Anderson	33-118, 1 TD	Nov. 22, 2001 at Dallas
Terrell Davis	19-109, 0 TD	Dec. 9, 2001 vs. Seattle
Clinton Portis	18-103, 1 TD	Sept. 22, 2002 vs. Buffalo
Clinton Portis	20-102, 0 TD	Oct. 6, 2002 vs. San Diego
Clinton Portis	26-111, 2 TD	Oct. 27, 2002 at New England
Clinton Portis	23-136, 0 TD	Nov. 17, 2002 at Seattle
Clinton Portis	23-159, 2 TD	Dec. 1, 2002 at San Diego
Clinton Portis	24-103, 0 TD	Dec. 8, 2002 at New York Jets
Clinton Portis	21-130, 3 TD	Dec. 15, 2002 vs. Kansas City
Clinton Portis	24-228, 2 TD	Dec. 29, 2002 vs. Arizona

(\*Denotes postseason game; †Denotes Super Bowl XXXII; <sup>3</sup>Denotes Super Bowl XXXIII)

**TOTALS** — Terrell Davis 41 (includes seven postseason games), Floyd Little 15, Otis Armstrong 13, Bobby Humphrey 9, Mike Anderson 8, Clinton Portis 8, Sammy Winder 8 (includes one postseason game), Gaston Green 5, Olandis Gary 4, Rod Bernstine 2, Tony Dorsett 2, Cookie Gilchrist 2, Billy Joe 2, Jon Keyworth 2, Rob Lytle 2, Leonard Russell 2, Bobby Anderson 1, Aaron Craver 1, Joe Dawkins 1, Joe Dudek 1, Greg Lewis 1, Derek Loville 1 (postseason), Glyn Milburn 1, Donnie Stone 1, Norris Weese 1.



## OUTSTANDING PERFORMANCES, CONT.

### 100-Yard Rushing Games, cont.

#### Most 100-yard games, regular season

11—Terrell Davis, 1998  
10—Terrell Davis, 1997  
8—Clinton Portis, 2002  
7—Terrell Davis, 1996  
7—Otis Armstrong, 1974  
6—Mike Anderson, 2000  
5—Gaston Green, 1991  
5—Bobby Humphrey, 1989

#### Most Consecutive 100-yard games

7—Terrell Davis, 1998  
4—Terrell Davis, 1997 (three times)  
4—Terrell Davis, 1996  
4—Bobby Humphrey, 1990  
4—Otis Armstrong, 1974

#### Most 100-yard games by a rookie

8—Clinton Portis, 2002  
6—Mike Anderson, 2000  
5—Bobby Humphrey, 1989  
4—Olandis Gary, 1999  
3—Terrell Davis, 1995

### 100-Yard Receiving Games — 211 Total (201 regular season / 10 postseason)

Player	Performance	Date, Opponent
Al Carmichael	6-130, 1 TD	Sept. 9, 1960 at Boston
Lionel Taylor	6-125, 1 TD	Sept. 23, 1960 at New York
Lionel Taylor	7-101, 2 TD	Oct. 2, 1960 vs. Oakland
Al Carmichael	3-109, 2 TD	Oct. 23, 1960 vs. Boston
Lionel Taylor	10-106, 1 TD	Oct. 23, 1960 vs. Boston
Lionel Taylor	10-140, 1 TD	Nov. 6, 1960 vs. Houston
Al Carmichael	7-117, 2 TD	Nov. 6, 1960 vs. Houston
Lionel Taylor	10-138, 0 TD	Nov. 20, 1960 at Houston
Lionel Taylor	9-199, 3 TD	Nov. 27, 1960 vs. Buffalo
Lionel Taylor	9-171, 1 TD	Dec. 10, 1960 at Los Angeles
Lionel Taylor	7-132, 2 TD	Sept. 10, 1961 at Buffalo
Lionel Taylor	11-126, 0 TD	Sept. 24, 1961 at New York
Lionel Taylor	9-118, 0 TD	Oct. 1, 1961 at Oakland
Lionel Taylor	7-120, 1 TD	Oct. 8, 1961 vs. Dallas
Al Frazier	7-166, 1 TD	Oct. 15, 1961 vs. Oakland
Al Frazier	6-126, 1 TD	Oct. 22, 1961 vs. New York
Al Frazier	5-125, 1 TD	Nov. 12, 1961 vs. San Diego
Lionel Taylor	10-119, 0 TD	Nov. 12, 1961 vs. San Diego
Donnie Stone	9-137, 1 TD	Dec. 3, 1961 vs. Boston
Lionel Taylor	9-133, 0 TD	Sept. 15, 1962 at Buffalo
Al Frazier	4-125, 1 TD	Sept. 15, 1962 at Buffalo
Lionel Taylor	12-119, 0 TD	Sept. 21, 1962 at Boston
Jerry Tarr	4-152, 2 TD	Sept. 21, 1962 at Boston
Lionel Taylor	7-110, 0 TD	Dec. 9, 1962 at Dallas
Lionel Taylor	7-169, 1 TD	Sept. 29, 1963 vs. Boston
Lionel Taylor	7-142, 2 TD	Oct. 6, 1963 vs. San Diego
Bob Scarpitto	4-134, 2 TD	Oct. 13, 1963 vs. Houston
Lionel Taylor	10-116, 1 TD	Dec. 15, 1963 at Oakland
Gene Prebola	4-106, 1 TD	Dec. 15, 1963 at Oakland
Lionel Taylor	8-149, 0 TD	Sept. 27, 1964 vs. Houston
Hewritt Dixon	4-109, 0 TD	Oct. 25, 1964 at Oakland
Hewritt Dixon	5-121, 1 TD	Nov. 4, 1964 at Kansas City
Al Denson	3-113, 1 TD	Nov. 1, 1964 at Kansas City
Lionel Taylor	13-112, 0 TD	Nov. 29, 1964 vs. Oakland
Bob Scarpitto	11-111, 1 TD	Dec. 20, 1964 at Houston
Bob Scarpitto	5-108, 2 TD	Sept. 11, 1965 at San Diego
Lionel Taylor	9-172, 1 TD	Sept. 19, 1965 vs. Buffalo
Lionel Taylor	7-114, 0 TD	Nov. 7, 1965 vs. San Diego
Lionel Taylor	11-141, 2 TD	Nov. 21, 1965 vs. Oakland
Lionel Taylor	8-164, 0 TD	Dec. 5, 1965 at Oakland
Wendell Hayes	5-126, 1 TD	Dec. 5, 1965 at Oakland
Al Denson	5-158, 1 TD	Oct. 2, 1966 vs. Houston
Charlie Mitchell	4-126, 1 TD	Dec. 4, 1966 vs. Miami
Bob Scarpitto	5-123, 3 TD	Dec. 18, 1966 at Buffalo
Al Denson	4-131, 2 TD	Sept. 3, 1967 vs. Boston
Al Denson	7-134, 1 TD	Sept. 24, 1967 vs. New York Jets
Eric Crabtree	6-123, 1 TD	Oct. 22, 1967 vs. San Diego
Al Denson	4-107, 1 TD	Oct. 29, 1967 at Kansas City
Al Denson	7-102, 2 TD	Nov. 19, 1967 at Buffalo
Eric Crabtree	8-107, 1 TD	Nov. 23, 1967 at San Diego
Eric Crabtree	6-129, 1 TD	Dec. 17, 1967 vs. Kansas City
Al Denson	8-115, 0 TD	Sept. 15, 1968 at Cincinnati
Eric Crabtree	7-113, 0 TD	Sept. 22, 1968 at Kansas City

## OUTSTANDING PERFORMANCES, CONT.

### 100-Yard Receiving Games, cont.

Player	Performance	Date, Opponent
Eric Crabtree	5-148, 1 TD	Oct. 13, 1968 at New York Jets
Jimmy Jones	8-128, 2 TD	Oct. 20, 1968 at San Diego
Floyd Little	4-165, 1 TD	Nov. 24, 1968 vs. Buffalo
Al Denson	6-131, 2 TD	Dec. 8, 1968 at Oakland
Mike Haffner	4-122, 0 TD	Dec. 14, 1968 vs. Kansas City
Al Denson	6-138, 1 TD	Sept. 28, 1969 at Buffalo
Mike Haffner	6-102, 1 TD	Oct. 26, 1969 at Houston
Al Denson	6-140, 2 TD	Nov. 23, 1969 at San Diego
John Embree	9-122, 1 TD	Nov. 23, 1969 at San Diego
Jerry Simmons	6-153, 0 TD	Nov. 21, 1971 at Kansas
Rod Sherman	4-110, 0 TD	Sept. 17, 1972 vs. Houston
Jerry Simmons	6-118, 1 TD	Oct. 22, 1972 at Oakland
Bobby Anderson	13-143, 0 TD	Sept. 10, 1973 vs. Chicago
Riley Odoms	5-114, 1 TD	Nov. 4, 1973 at St. Louis
Haven Moses	5-108, 2 TD	Nov. 25, 1973 vs. Kansas City
Haven Moses	5-132, 0 TD	Oct. 13, 1974 vs. New Orleans
Floyd Little	7-127, 0 TD	Oct. 20, 1974 vs. San Diego
Riley Odoms	7-125, 0 TD	Nov. 18, 1974 vs. Kansas City
Rick Upchurch	3-153, 1 TD	Sept. 21, 1975 vs. Kansas City
Haven Moses	5-168, 2 TD	Jan. 1, 1978 vs. Oakland*
Haven Moses	5-115, 0 TD	Nov. 12, 1978 at Cleveland
Haven Moses	5-101, 1 TD	Nov. 19, 1978 vs. Green Bay
Riley Odoms	7-165, 2 TD	Dec. 10, 1978 vs. Kansas City
Haven Moses	5-116, 1 TD	Dec. 16, 1978 vs. Pittsburgh
Riley Odoms	5-125, 0 TD	Sept. 23, 1979 vs. Seattle
Haven Moses	4-107, 1 TD	Oct. 14, 1979 at Kansas City
Haven Moses	5-133, 1 TD	Oct. 22, 1979 at Pittsburgh
Riley Odoms	7-114, 0 TD	Oct. 28, 1979 vs. Kansas City
Haven Moses	5-103, 1 TD	Sept. 21, 1980 vs. San Diego
Haven Moses	6-141, 0 TD	Dec. 14, 1980 vs. Oakland
Riley Odoms	8-128, 1 TD	Dec. 14, 1980 vs. Oakland
Steve Watson	7-143, 3 TD	Sept. 20, 1981 vs. Baltimore
Steve Watson	8-178, 2 TD	Sept. 27, 1981 vs. San Diego
Steve Watson	5-182, 2 TD	Oct. 11, 1981 vs. Detroit
Rick Upchurch	5-138, 0 TD	Oct. 18, 1981 at Kansas City
Steve Watson	5-102, 1 TD	Nov. 22, 1981 at Cincinnati
Steve Watson	2-103, 0 TD	Dec. 6, 1981 vs. Kansas City
Rick Upchurch	6-102, 2 TD	Dec. 20, 1981 at Chicago
Steve Watson	5-101, 1 TD	Dec. 5, 1982 vs. Atlanta
Steve Watson	10-183, 0 TD	Dec. 12, 1982 at Los Angeles Rams
Steve Watson	6-161, 1 TD	Sept. 11, 1983 at Baltimore
Steve Watson	8-119, 0 TD	Oct. 16, 1983 vs. Cincinnati
Steve Watson	6-121, 1 TD	Oct. 30, 1983 vs. Kansas City
Rick Upchurch	6-143, 0 TD	Oct. 30, 1983 vs. Kansas City
Steve Watson	7-110, 1 TD	Nov. 6, 1983 at Seattle
Steve Watson	4-119, 1 TD	Nov. 20, 1983 vs. Seattle
Clint Sampson	3-101, 2 TD	Dec. 4, 1983 vs. Cleveland
Steve Watson	7-111, 1 TD	Oct. 7, 1984 at Detroit
Butch Johnson	9-156, 2 TD	Nov. 4, 1984 vs. New England
Steve Watson	8-134, 1 TD	Nov. 4, 1984 vs. New England
Steve Watson	5-123, 2 TD	Nov. 18, 1984 vs. Minnesota
Steve Watson	11-177, 1 TD	Dec. 30, 1984 vs. Pittsburgh*
Vance Johnson	6-116, 1 TD	Dec. 14, 1985 vs. Kansas City
Vance Johnson	5-121, 1 TD	Jan. 25, 1987 vs. N.Y. Giants*
Bobby Micho	9-105, 2 TD	Oct. 18, 1987 at Kansas City
Vance Johnson	5-115, 1 TD	Nov. 22, 1987 at L.A. Raiders
Ricky Nattiel	4-118, 1 TD	Nov. 29, 1987 at San Diego
Vance Johnson	4-105, 0 TD	Jan. 10, 1988 vs. Houston*
Mark Jackson	4-134, 1 TD	Jan. 17, 1988 vs. Cleveland*
Vance Johnson	7-134, 0 TD	Sept. 26, 1988 vs. L.A. Raiders
Ricky Nattiel	3-102, 1 TD	Oct. 23, 1988 at Pittsburgh
Mark Jackson	6-140, 2 TD	Nov. 27, 1988 vs. L.A. Rams
Mark Jackson	7-145, 0 TD	Dec. 4, 1988 at L.A. Raiders
Mark Jackson	7-137, 1 TD	Dec. 11, 1988 at Seattle
Vance Johnson	5-145, 1 TD	Oct. 1, 1989 at Cleveland
Vance Johnson	5-145, 1 TD	Oct. 1, 1989 at Cleveland
Michael Young	6-137, 0 TD	Oct. 22, 1989 at Seattle
Vance Johnson	9-148, 1 TD	Oct. 29, 1989 vs. Philadelphia
Vance Johnson	6-154, 2 TD	Nov. 26, 1989 vs. Seattle
Mark Jackson	5-111, 0 TD	Jan. 7, 1990 vs. Pittsburgh*

## OUTSTANDING PERFORMANCES, CONT.

### 100-Yard Receiving Games, cont.

Player	Performance	Date, Opponent
Michael Young	2-123, 1 TD	Jan. 14, 1990 vs. Cleveland*
Vance Johnson	6-150, 0 TD	Sept. 17, 1990 vs. Kansas City
Vance Johnson	9-120, 0 TD	Sept. 23, 1990 vs. Seattle
Mark Jackson	6-127, 1 TD	Oct. 21, 1990 at Indianapolis
Mark Jackson	7-111, 0 TD	Oct. 6, 1991 at Houston
Vance Johnson	7-100, 0 TD	Jan. 12, 1991 at Buffalo*
Shannon Sharpe	9-118, 0 TD	Oct. 4, 1992 vs. Kansas City
Mark Jackson	5-113, 2 TD	Oct. 25, 1992 at San Diego
Arthur Marshall	5-134, 1 TD	Nov. 8, 1992 vs. N.Y. Jets
Mark Jackson	3-108, 1 TD	Nov. 15, 1992 vs. N.Y. Giants
Shannon Sharpe	7-109, 1 TD	Dec. 12, 1992 at Buffalo
Derek Russell	6-104, 0 TD	Sept. 12, 1993 at Kansas City
Vance Johnson	10-148, 1 TD	Oct. 10, 1993 at Green Bay
Derek Russell	5-111, 0 TD	Oct. 18, 1993 vs. L.A. Raiders
Shannon Sharpe	7-104, 0 TD	Nov. 14, 1993 vs. Minnesota
Shannon Sharpe	6-115, 2 TD	Jan. 2, 1994 at L.A. Raiders
Shannon Sharpe	13-156, 1 TD	Jan. 9, 1994 at L.A. Raiders*
Mike Pritchard	5-119, 1 TD	Sept. 4, 1994 vs. San Diego
Mike Pritchard	9-100, 0 TD	Sept. 11, 1994 at New York Jets
Anthony Miller	6-105, 1 TD	Sept. 11, 1994 at New York Jets
Shannon Sharpe	6-121, 1 TD	Oct. 23, 1994 at San Diego
Anthony Miller	6-102, 1 TD	Nov. 20, 1994 vs. Atlanta
Cedric Tillman	8-175, 0 TD	Nov. 20, 1994 vs. Atlanta
Anthony Miller	5-116, 1 TD	Nov. 27, 1994 vs. Cincinnati
Anthony Miller	6-153, 0 TD	Dec. 4, 1994 at Kansas City
Anthony Miller	3-118, 0 TD	Dec. 17, 1994 at San Francisco
Shannon Sharpe	10-180, 0 TD	Sept. 3, 1995 vs. Buffalo
Anthony Miller	6-108, 3 TD	Sept. 10, 1995 at Dallas
Anthony Miller	7-149, 2 TD	Oct. 16, 1995 vs. Oakland
Shannon Sharpe	8-137, 1 TD	Nov. 19, 1995 vs. San Diego
Anthony Miller	6-152, 2 TD	Nov. 26, 1995 at Houston
Shannon Sharpe	9-131, 0 TD	Sept. 22, 1996 at Kansas City
Anthony Miller	5-131, 1 TD	Sept. 29, 1996 at Cincinnati
Shannon Sharpe	13-153, 3 TD	Oct. 6, 1996 vs. San Diego
Shannon Sharpe	9-161, 0 TD	Oct. 20, 1996 vs. Baltimore
Rod Smith	5-122, 0 TD	Aug. 31, 1997 vs. Kansas City
Rod Smith	4-126, 2 TD	Sept. 14, 1997 vs. St. Louis
Shannon Sharpe	6-119, 1 TD	Sept. 28, 1997 at Atlanta
Rod Smith	5-130, 0 TD	Oct. 6, 1997 vs. New England
Rod Smith	5-114, 1 TD	Nov. 2, 1997 vs. Seattle
Shannon Sharpe	8-174, 0 TD	Nov. 9, 1997 vs. Carolina
Rod Smith	7-114, 0 TD	Nov. 16, 1997 at Kansas City
Shannon Sharpe	10-142, 0 TD	Nov. 24, 1997 vs. Oakland
Ed McCaffrey	7-111, 2 TD	Nov. 30, 1997 at San Diego
Rod Smith	4-115, 2 TD	Dec. 7, 1997 at Pittsburgh
Shannon Sharpe	8-162, 1 TD	Dec. 21, 1997 vs. San Diego
Ed McCaffrey	5-117, 0 TD	Sept. 13, 1998 vs. Dallas
Rod Smith	8-136, 1 TD	Oct. 11, 1998 at Seattle
Ed McCaffrey	7-133, 1 TD	Nov. 1, 1998 at Cincinnati
Ed McCaffrey	9-133, 1 TD	Nov. 8, 1998 vs. San Diego
Rod Smith	8-101, 1 TD	Nov. 29, 1998 at San Diego
Ed McCaffrey	6-103, 1 TD	Dec. 6, 1998 vs. Kansas City
Rod Smith	8-165, 0 TD	Dec. 6, 1998 vs. Kansas City
Rod Smith	9-158, 1 TD	Dec. 27, 1998 vs. Seattle
Rod Smith	5-152, 1 TD	Jan. 31, 1999 vs. Atlanta <sup>a</sup>
Ed McCaffrey	6-105, 3 TD	Sept. 13, 1999 vs. Miami
Byron Chamberlain	3-123, 0 TD	Oct. 17, 1999 vs. Green Bay
Ed McCaffrey	5-116, 2 TD	Oct. 17, 1999 vs. Green Bay
Ed McCaffrey	5-111, 0 TD	Oct. 24, 1999 at New England
Rod Smith	7-117, 0 TD	Oct. 31, 1999 vs. Minnesota
Ed McCaffrey	6-125, 1 TD	Nov. 14, 1999 at Seattle
Rod Smith	8-106, 0 TD	Dec. 5, 1999 vs. Kansas City
Rod Smith	9-106, 0 TD	Jan. 2, 2000 vs. San Diego
Ed McCaffrey	7-115, 0 TD	Sept. 4, 2000 at St. Louis
Rod Smith	7-117, 2 TD	Sept. 10, 2000 vs. Atlanta
Rod Smith	8-134, 0 TD	Sept. 24, 2000 vs. Kansas City
Rod Smith	13-160, 0 TD	Oct. 1, 2000 vs. New England
Ed McCaffrey	5-129, 0 TD	Oct. 15, 2000 vs. Cleveland
Rod Smith	5-111, 3 TD	Oct. 15, 2000 vs. Cleveland

## OUTSTANDING PERFORMANCES, CONT.

### 100-Yard Receiving Games, cont.

Player	Performance	Date, Opponent
Ed McCaffrey	10-136, 0 TD	Oct. 22, 2000 at Cincinnati
Rod Smith	7-110, 1 TD	Oct. 22, 2000 at Cincinnati
Rod Smith	5-134, 0 TD	Nov. 5, 2000 at New York Jets
Ed McCaffrey	10-148, 2 TD	Nov. 19, 2000 vs. San Diego
Rod Smith	11-187, 1 TD	Nov. 19, 2000 vs. San Diego
Ed McCaffrey	8-112, 1 TD	Dec. 10, 2000 vs. Seattle
Rod Smith	6-101, 0 TD	Dec. 17, 2000 at Kansas City
Rod Smith	9-115, 1 TD	Sept. 10, 2001 vs. New York Giants
Rod Smith	14-162, 2TD	Sept. 23, 2001 vs. Arizona
Rod Smith	8-110, 1 TD	Oct. 7, 2001 vs. Kansas City
Rod Smith	6-159, 1 TD	Oct. 28, 2001 vs. New England
Rod Smith	8-100, 1 TD	Dec. 16, 2001 at Kansas City
Ed McCaffrey	6-113, 1 TD	Oct. 6, 2002 vs. San Diego
Shannon Sharpe	12-214, 2 TD	Oct. 20, 2002 at Kansas City
Ed McCaffrey	8-116, 0 TD	Oct. 27, 2002 at New England
Ed McCaffrey	7-126, 0 TD	Dec. 1, 2002 at San Diego
Shannon Sharpe	9-100, 0 TD	Dec. 8, 2002 at New York Jets
Ashley Lelie	4-106, 0 TD	Dec. 22, 2002 at Oakland
Ed McCaffrey	7-112, 0 TD	Dec. 29, 2002 vs. Arizona

(\*Denotes Postseason; <sup>a</sup>Denotes Super Bowl XXXVIII)

**TOTALS** — Rod Smith 27 (includes one postseason game), Lionel Taylor 24, Ed McCaffrey 18, Shannon Sharpe 17 (includes one postseason game), Steve Watson 16 (includes one postseason game), Vance Johnson 12 (includes three postseason games), Al Denson 10, Mark Jackson 10 (includes two postseason games), Haven Moses 10 (includes one postseason game), Anthony Miller 9, Riley Odoms 6, Eric Crabtree 5, Al Frazier 4, Bob Scarpitto 4, Rick Upchurch 4, Al Carmichael 3, Floyd Little 2, Ricky Nattiel 2, Mike Pritchard 2, Derek Russell 2, Jerry Simmons 2, Michael Young 2 (includes one postseason game), Bobby Anderson 1, Byron Chamberlain 1, John Embree 1, Wendell Jones 1, Ashley Lelie 1, Arthur Marshall 1, Bobby Micho 1, Charlie Mitchell 1, Gene Prebola 1, Clint Sampson 1, Rod Sherman 1, Donnie Stone 1, Jerry Tarr 1, Cedric Tillman 1.

#### Most 100-yard games, regular season

8—Rod Smith, 2000  
7—Lionel Taylor, 1960  
6—Rod Smith, 1997  
5—Rod Smith, 2001  
5—Ed McCaffrey, 2000  
5—Anthony Miller, 1994  
5—Steve Watson, 1983  
5—Steve Watson, 1981

#### Most consecutive 100-yard games

3—Rod Smith, 10/15/00, 10/22/00 & 11/5/00  
3—Anthony Miller, 11/20/94, 11/27/94 & 12/4/94  
3—Mark Jackson, 11/27/88, 12/4/88 & 12/11/88  
3—Lionel Taylor, 9/24/61, 10/1/61 & 11/8/61

#### Most 100-yard games by a rookie

7—Lionel Taylor, 1960  
3—Al Frazier, 1961

## 300-Yard Passing Games — 73 Total (69 regular season / 4 postseason)

Player	Performance	Opponent
Frank Tripucka	30-52-2, 375 yds., 3 TD	Nov. 6, 1960 vs. Houston
Frank Tripucka	19-41-5, 328 yds., 3 TD	Nov. 27, 1960 vs. Buffalo
Frank Tripucka	28-47-2, 376 yds., 2 TD	Sept. 7, 1962 vs. San Diego
Frank Tripucka	29-56-3, 447 yds., 2 TD	Sept. 15, 1962 at Buffalo
Frank Tripucka	26-40-1, 308 yds., 1 TD	Oct. 21, 1962 vs. Houston
Jacky Lee	11-36-1, 370 yds., 1 TD	Dec. 5, 1965 at Oakland
John McCormick	13-37-3, 328 yds., 3 TD	Dec. 18, 1966 at Buffalo
Marlin Briscoe	12-29-2, 335 yds., 4 TD	Nov. 24, 1968 vs. Buffalo
Steve Tensi	19-26-1, 301 yds., 3 TD	Nov. 23, 1969 at San Diego
Charley Johnson	20-28-0, 361 yds., 2 TD	Oct. 22, 1972 at Oakland
Charley Johnson	24-39-2, 326 yds., 1 TD	Sept. 20, 1973 vs. Chicago
Charley Johnson	28-42-2, 445 yds., 2 TD	Nov. 18, 1974 vs. Kansas City
Charley Johnson	12-20-2, 329 yds., 3 TD	Sept. 21, 1975 vs. Kansas City
Craig Morton	27-39-2, 306 yds., 2 TD	Nov. 16, 1980 vs. New York Jets
Craig Morton	18-30-1, 338 yds., 1 TD	Dec. 14, 1980 vs. Oakland
Craig Morton	17-18-0, 308 yds., 4 TD	Sept. 27, 1981 vs. San Diego
Craig Morton	25-38-1, 342 yds., 2 TD	Oct. 18, 1981 at Kansas City
Steve DeBerg	21-34-2, 305 yds., 2 TD	Nov. 22, 1981 at Cincinnati
Steve DeBerg	23-31-1, 307 yds., 2 TD	Dec. 12, 1982 at L.A. Rams
Steve DeBerg	21-41-0, 350 yds., 1 TD	Oct. 30, 1983 vs. Kansas City



## OUTSTANDING PERFORMANCES, CONT.

### 300-Yard Passing Games, cont.

Player	Performance	Opponent
John Elway	23-44-0, 345 yds., 3 TD	Dec. 11, 1983 vs. Baltimore
John Elway	25-40-1, 315 yds., 3 TD	Nov. 4, 1984 vs. New England
John Elway	28-43-1, 353 yds., 4 TD	Sept. 15, 1985 vs. New Orleans
John Elway	22-37-5, 301 yds., 1 TD	Dec. 14, 1985 vs. Kansas City
John Elway	24-42-0, 432 yds., 1 TD	Dec. 20, 1985 at Seattle
John Elway	18-32-1, 321 yds., 1 TD	Oct. 26, 1986 vs. Seattle
John Elway	29-47-2, 336 yds., 0 TD	Nov. 23, 1986 at N.Y. Giants
John Elway	22-37-1, 304 yds., 1 TD	Jan. 25, 1987 vs. N.Y. Giants*
John Elway	22-32-1, 338 yds., 4 TD	Sept. 13, 1987 vs. Seattle
John Elway	21-40-2, 341 yds., 3 TD	Nov. 16, 1987 vs. Chicago
John Elway	21-32-1, 347 yds., 3 TD	Nov. 29, 1987 at San Diego
John Elway	21-42-2, 335 yds., 1 TD	Dec. 13, 1987 at Seattle
John Elway	29-49-3, 324 yds., 2 TD	Dec. 4, 1988 at L.A. Raiders
John Elway	18-35-0, 344 yds., 2 TD	Oct. 22, 1989 at Seattle
John Elway	20-36-0, 385 yds., 3 TD	Jan. 14, 1990 vs. Cleveland*
John Elway	21-30-0, 317 yds., 2 TD	Oct. 21, 1990 at Indianapolis
John Elway	24-36-1, 328 yds., 2 TD	Dec. 9, 1990 at Kansas City
John Elway	24-42-1, 301 yds., 2 TD	Oct. 6, 1991 at Houston
John Elway	23-38-0, 311 yds., 2 TD	Oct. 4, 1992 vs. Kansas City
John Elway	28-45-1, 300 yds., 1 TD	Sept. 20, 1993 at Kansas City
John Elway	33-59-1, 367 yds., 1 TD	Oct. 10, 1993 at Green Bay
John Elway	25-36-0, 361 yds., 3 TD	Jan. 2, 1994 at L.A. Raiders
John Elway	29-47-1, 302 yds., 3 TD	Jan. 9, 1994 at L.A. Raiders*
John Elway	36-46-2, 371 yds., 3 TD	Sept. 4, 1994 vs. San Diego
John Elway	29-41-1, 319 yds., 1 TD	Sept. 11, 1994 at N.Y. Jets
John Elway	30-41-0, 349 yds., 2 TD	Oct. 30, 1994 vs. Cleveland
John Elway	27-42-1, 382 yds., 2 TD	Nov. 20, 1994 vs. Atlanta
John Elway	22-41-1, 317 yds., 0 TD	Sept. 3, 1995 vs. Buffalo
John Elway	30-47-0, 327 yds., 2 TD	Sept. 17, 1995 vs. Washington
John Elway	23-46-0, 324 yds., 2 TD	Oct. 16, 1995 vs. Oakland
John Elway	27-41-2, 332 yds., 2 TD	Nov. 26, 1995 at Houston
John Elway	24-41-1, 320 yds., 2 TD	Dec. 24, 1995 at Oakland
John Elway	23-37-1, 335 yds., 2 TD	Sept. 29, 1996 at Cincinnati
John Elway	32-41-1, 323 yds., 4 TD	Oct. 6, 1996 vs. San Diego
John Elway	25-39-1, 326 yds., 3 TD	Oct. 20, 1996 vs. Baltimore
John Elway	27-36-1, 334 yds., 2 TD	Nov. 24, 1996 at Minnesota
John Elway	26-46-0, 309 yds., 1 TD	Oct. 19, 1997 at Oakland
John Elway	22-32-1, 400 yds., 2 TD	Dec. 6, 1998 vs. Kansas City
John Elway	26-36-0, 338 yds., 4 TD	Dec. 27, 1998 vs. Seattle
John Elway	18-29-1, 336 yds., 1 TD	Jan. 31, 1999 vs. Atlanta <sup>3</sup>
Brian Griese	19-31-1, 363 yds., 2 TD	Oct. 17, 1999 vs. Green Bay
Brian Griese	25-38-0, 316 yds., 1 TD	Oct. 24, 1999 at New England
Brian Griese	19-29-0, 307 yds., 2 TD	Sept. 4, 2000 at St. Louis
Brian Griese	31-50-1, 361 yds., 1 TD	Oct. 1, 2000 vs. New England
Brian Griese	19-34-0, 336 yds., 3 TD	Oct. 15, 2000 vs. Cleveland
Brian Griese	30-45-1, 365 yds., 2 TD	Oct. 22, 2000 at Cincinnati
Brian Griese	22-35-1, 327 yds., 2 TD	Nov. 5, 2000 at New York Jets
Gus Frerotte	36-58-4, 462 yds., 5 TD	Nov. 19, 2000 vs. San Diego
Brian Griese	19-29-0, 330 yds., 3 TD	Sept. 10, 2001 vs. N.Y. Giants
Brian Griese	35-35-3, 328 yds., 1 TD	Sept. 30, 2002 at Baltimore
Brian Griese	26-35-1, 316 yds., 2 TD	Oct. 6, 2002 vs. San Diego
Brian Griese	27-46-2, 335 yds., 1 TD	Oct. 13, 2002 vs. Miami
Brian Griese	30-50-0, 376 yds., 2 TD	Oct. 20, 2002 at Kansas City

(\*Denotes Postseason; <sup>3</sup>Denotes Super Bowl XXXVIII)

**TOTALS**—John Elway 40 (includes four postseason games), Brian Griese 12, Frank Tripucka 5, Charley Johnson 4, Craig Morton 4, Steve DeBerg 3, Gus Frerotte 1, Jacky Lee 1, John McCormick 1, Marlin Briscoe 1, Steve Tensi 1.

#### Most 300-yard games, season


- 5—Brian Griese, 2000
- 5—John Elway, 1995
- 4—Brian Griese, 2002
- 4—John Elway, 1987, '93, '94, '96

#### Most consecutive 300-yard games

- 4—Brian Griese, 2002
- 3—Brian Griese, 2000
- 3—John Elway, 1996, 1993-94

#### Most 300-yard games by a rookie

- 1—John Elway, 1983 / Marlin Briscoe, 1968





## PLAYER HISTORY

## ALL-TIME HONORS

## 2002

**Pro Bowl:** Trevor Pryce, Al Wilson (Wilson did not play in game due to injury). **AII-NFL:** Al Wilson (2nd team Football Digest). **NFL Offensive Rookie of the Year:** Clinton Portis (AP, Pro Football Weekly, Football Digest). **NFL Rookie of the Year:** Clinton Portis (Sports Illustrated/Dr. Z). **AII-Rookie:** Clinton Portis (Pro Football Weekly).

## 2001

**Pro Bowl:** Dwayne Carswell, Jason Elam, Ian Gold, Deltha O'Neal, Trevor Pryce, Rod Smith, Al Wilson (Pryce and Smith did not play in game due to injury). **AII-NFL:** Jason Elam (2nd team AP, College & Pro Football Newsweekly and Football News), Trevor Pryce (2nd team AP and College & Pro Football Newsweekly), Rod Smith (1st team Football Digest, 2nd team AP), Deltha O'Neal (2nd team College & Pro Football Newsweekly). **AII-AFC:** Jason Elam (Pro Football Weekly, Football News), Ian Gold (Pro Football Weekly), Deltha O'Neal (Pro Football Weekly), Trevor Pryce (Football News), Rod Smith (Pro Football Weekly). **NFL Alumni Special Teams Player of the Year:** Jason Elam.

## 2000

**Pro Bowl:** Brian Griese, Tom Nalen, Trevor Pryce, Rod Smith (Griese and Nalen did not play in game due to injury). **AII-NFL:** Howard Griffith (2nd team College & Pro Football Newsweekly and Football Digest), Ed McCaffrey (Sports Illustrated), Tom Nalen (AP, USA Today, Sports Illustrated, The Sporting News, Football Digest; 2nd team College & Pro Football Newsweekly), Trevor Pryce (2nd team College & Pro Football Newsweekly), Rod Smith (USA Today, College & Pro Football Newsweekly, Football Digest; 2nd team AP). **AII-AFC:** Tom Nalen (Pro Football Weekly, Football News), Trevor Pryce (Pro Football Weekly, Football News), Rod Smith (Pro Football Weekly, Football News). **NFL Offensive Rookie of the Year:** Mike Anderson (AP, Pro Football Weekly, Football Digest). **NFL Rookie of the Year:** Mike Anderson (USA Today). **AII-Rookie:** Mike Anderson (Pro Football Weekly, Football News, Football Digest), Deltha O'Neal (punt returner—Football News).

## 1999

**Pro Bowl:** Tom Nalen, Trevor Pryce, Detron Smith (Nalen did not play in game due to injury). **AII-NFL:** Trevor Pryce (AP, Sports Illustrated, College & Pro Football Newsweekly, 2nd team Football Digest), Tom Nalen (The Sporting News, Football Digest, 2nd team AP). **AII-AFC:** Trevor Pryce (Pro Football Weekly), Detron Smith (special teams; Pro Football Weekly). **AII-Rookie:** Olandis Gary (Pro Football Weekly, College & Pro Football Newsweekly, Football News, Football Digest), Chris Watson (kick returner; College & Pro Football Newsweekly).

## 1998

**Pro Bowl:** Steve Atwater, Terrell Davis, Jason Elam, John Elway, Tony Jones, Ed McCaffrey, Tom Nalen, Bill Romanowski, Mark Schlereth, Shannon Sharpe (Davis and Sharpe did not play in game due to injury). **AII-NFL:** Terrell Davis (AP, Sports Illustrated, The Sporting News, USA Today, Pro Football Weekly, College & Pro Football Newsweekly, Football Digest), Jason Elam (2nd team AP, College & Pro Football Newsweekly, Football Digest), Howard Griffith (2nd team Football Digest), Ed McCaffrey (2nd team AP), Tom Nalen (USA Today), Mark Schlereth (2nd team College & Pro Football Newsweekly), Shannon Sharpe (AP, The Sporting News, USA Today, Pro Football Weekly, College & Pro Football Newsweekly, Football Digest), Rod Smith (2nd team College & Pro Football Newsweekly). **AII-AFC:** Terrell Davis (Pro Football Weekly, Football News), Jason Elam (Pro Football Weekly, Football News), Vaughn Hebronn (kick returner—Pro Football Weekly), Ed McCaffrey (Football News), Shannon Sharpe (Pro Football Weekly, Football News). **AII-Rookie:** Eric Brown (Football News, Football Digest, College & Pro Football Newsweekly). **Super Bowl XXXIII Most Valuable Player (Pete Rozelle Trophy):** John Elway. **NFL Most Valuable Player:** Terrell Davis (AP, Pro Football Weekly, Pro Football Writers of America). **NFL Player of the Year:** Terrell Davis (Sporting News, Football Digest, NFL Films). **NFL Offensive Player of the Year:** Terrell Davis (AP, College & Pro Football Newsweekly). **AFC Player of the Year:** Terrell Davis (Football News). **AFC Offensive Player of the Year:** Terrell Davis (Kansas City 101 Club). **San Diego Hall of Champions Professional Star of the Year:** Terrell Davis. **Colorado Sports Hall of Fame Inductee:** John Elway (Class of 1999). **Colorado Sports Hall of Fame Professional Athlete of the Year:** Terrell Davis. **ESPY Award for Pro Football Performer of the Year:** Terrell Davis.

## 1997

**Pro Bowl:** Terrell Davis, John Elway, Tom Nalen, Shannon Sharpe, Neil Smith (Elway did not play in game due to injury). **AII-NFL:** Terrell Davis (AP, Sports Illustrated, The Sporting News, USA Today, Pro Football Weekly, College & Pro Football Newsweekly, Football News, Football Digest), John Elway (College & Pro Football Newsweekly 2nd team), Darrien Gordon (1st team punt returner—Sports Illustrated, The Sporting News, USA Today, Pro Football Weekly; 2nd team punt returner—Football Digest, College & Pro Football Newsweekly), John Mobley (1st team AP, The Sporting News, Pro Football Weekly, Football Digest; 2nd team College & Pro Football Newsweekly), Tom Nalen (2nd team College & Pro Football Newsweekly), Mark Schlereth (Sports Illustrated), Shannon Sharpe (AP, The Sporting News, USA Today, Pro Football Weekly, College & Pro Football Newsweekly 1st team; Football Digest 2nd team). **AII-AFC:** John Elway (Pro Football Weekly, Football News), Darrien Gordon (punt returner—Pro Football Weekly, Football News), John Mobley (Pro Football Weekly), Shannon Sharpe (Pro Football Weekly). **Super Bowl XXXII Most Valuable Player (Pete Rozelle Trophy):** Terrell Davis. **AFC Player of the Year:** Terrell Davis (Football News, Touchdown Club of Columbus). **AFC Offensive Player of the Year:** Terrell Davis (Kansas City 101 Club). **San Diego Hall of Champions Professional Star of the Year:** Terrell Davis. **Colorado Sports Hall of Fame King of the Hill Award:** Terrell Davis. **ESPY Award for Best Performance Under Pressure:** Terrell Davis.

## 1996

**Pro Bowl:** Steve Atwater, Tyrone Braxton, Terrell Davis, John Elway, Michael Dean Perry, Bill Romanowski, Shannon Sharpe, Alfred Williams, Gary Zimmerman (Atwater, Elway and Zimmerman did not play in game due to injury). **AII-NFL:** Steve Atwater (AP 2nd team), Terrell Davis (AP, Sports Illustrated, The Sporting News, USA Today, Pro Football Weekly, Football News, College & Pro Football Newsweekly), John Elway (AP 2nd team, College & Pro Football Newsweekly 2nd team, Football Digest 2nd team), Bill Romanowski (College & Pro Football Newsweekly 2nd team), Shannon Sharpe (AP, Sports Illustrated, The Sporting News, Pro Football Weekly, Football Digest, College & Pro Football Newsweekly), Alfred Williams (AP, The Sporting News, Pro Football Weekly, Football Digest, College & Pro Football Newsweekly 2nd team), Gary Zimmerman (AP, Sports Illustrated, The Sporting News, Pro Football Weekly, Football Digest, College & Pro Football

Newsweekly. **AII-AFC:** Steve Atwater (UPI, Pro Football Weekly), Tyrone Braxton (Football News, UPI 2nd team), Terrell Davis (UPI, Football News), John Elway (UPI, Pro Football Weekly, Football News), Michael Dean Perry (UPI 2nd team), Bill Romanowski (UPI 2nd team), Shannon Sharpe (UPI, Football News), Alfred Williams (UPI, Football News), Gary Zimmerman (UPI, Football News). **NFL AII-Rookie Team:** John Mobley (Pro Football Weekly, Football News, College & Pro Football Newsweekly. **NFL Most Valuable Player:** Terrell Davis (Sports Illustrated). **NFL Offensive Player of the Year:** Terrell Davis (AP). **AFC Player of the Year:** John Elway (Football News, Touchdown Club of Columbus). **AFC Most Valuable Player:** John Elway (NFLPA). **AFC Offensive Player of the Year:** Terrell Davis (UPI), John Elway (Kansas City 101 Club). **NFL Coach of the Year:** Mike Shanahan (Touchdown Club of Columbus). **AFC Coach of the Year:** Mike Shanahan (Kansas City 101 Club).

## 1995

**Pro Bowl:** Steve Atwater, Jason Elam, Glyn Milburn, Anthony Miller, Shannon Sharpe, Gary Zimmerman (Zimmerman did not play in game due to injury). **AII-NFL:** Steve Atwater (College & Pro Football Newsweekly 2nd team), Jason Elam (AP 2nd team, College & Pro Football Newsweekly 2nd team, Football Digest 2nd team), Glyn Milburn (AP 2nd team, Sporting News 1st team, College & Pro Football Newsweekly 2nd team, Football Digest 1st team), Shannon Sharpe (AP 2nd team), Gary Zimmerman (AP 2nd team, Football Digest 1st team). **AII-AFC:** Steve Atwater (UPI 1st team), Terrell Davis (UPI 2nd team), Jason Elam (UPI 1st team), Glyn Milburn (Football News 1st team), Michael Dean Perry (UPI 2nd team), Shannon Sharpe (UPI 2nd team), Gary Zimmerman (Football News 1st team, UPI 1st team). **NFL AII-Rookie Team:** Terrell Davis (College & Pro Football Newsweekly, Football News, Pro Football Weekly). **NFL Rookie of the Year:** Terrell Davis (Football Digest). **Earl Hartman Awards (Broncos Most Valuable Players):** Terrell Davis (offense), Steve Atwater (defense), Glyn Milburn (special teams). **Bob Peck Award (Most Inspirational Player):** Michael Dean Perry. **Bob Martin Award (For cooperation with local media):** Lionel Washington.

## 1994

**Pro Bowl:** Steve Atwater, John Elway, Shannon Sharpe, Gary Zimmerman (Sharpe did not play in game). **AII-NFL:** Shannon Sharpe (College & Pro Football Newsweekly 2nd team, Football Digest 2nd team). **AII-AFC:** Tom Rouen (UPI 2nd team), Shannon Sharpe (UPI 2nd team), Gary Zimmerman (UPI 2nd team). **Earl Hartman Awards (Broncos Most Valuable Players):** John Elway (offense), Steve Atwater (defense), Ray Jacobs (special teams). **Bob Peck Award (Most Inspirational Player):** Shannon Sharpe. **Bob Martin Award (For cooperation with local media):** Shannon Sharpe.

## 1993

**Pro Bowl:** Steve Atwater, John Elway, Karl Mecklenburg, Shannon Sharpe, Dennis Smith. **AII-NFL:** Shannon Sharpe (AP, Pro Football Weekly/Pro Football Writers of America, The Sporting News, Sports Illustrated, College & Pro Football Newsweekly, Football Digest), John Elway (AP 2nd team, College & Pro Football Newsweekly 2nd team, Football Digest 2nd team), Simon Fletcher (Football Digest 2nd team), Dennis Smith (College & Pro Football Newsweekly 2nd team), Gary Zimmerman (AP 2nd team, College & Pro Football Newsweekly 2nd team). **AII-AFC:** Steve Atwater (UPI, Football News), John Elway (UPI, Football News), Shannon Sharpe (UPI, Football News). **NFL AII-Rookie:** Jason Elam (Pro Football Weekly/Pro Football Writers of America, Football News, College & Pro Football Newsweekly, Football Digest). **AFC Most Valuable Player:** John Elway (NFL Players Association). **AFC Player of the Year:** John Elway (Football News). **AFC Offensive Player of the Year:** John Elway (UPI, Kansas City 101 Club). **Rookie Coach of the Year:** Wade Phillips (College & Pro Football Newsweekly). **Earl Hartman Awards (Broncos Most Valuable Players):** John Elway (offense), Simon Fletcher (offense), Reggie Rivers (special teams). **Bob Peck Award (Most Inspirational Player):** Dennis Smith. **Bob Martin Award (For cooperation with local media):** Tyrone Braxton.

## 1992

**Pro Bowl:** Steve Atwater, Michael Brooks, Shannon Sharpe. **AII-NFL:** Steve Atwater (AP, Pro Football Weekly/Pro Football Writers of America, The Sporting News, Football Digest, NEA), Michael Brooks (Sports Illustrated, College and Pro Football Newsweekly 2nd team), Greg Kragen (AP 2nd team, College and Pro Football Newsweekly 2nd team). **AII-AFC:** Steve Atwater (Football News). **NFL AII-Rookie:** Russell Freeman (Football News, College and Pro Football Newsweekly), Arthur Marshall (Pro Football Weekly/Pro Football Writers of America, Football News, College and Pro Football Newsweekly). **Colorado Sports Hall of Fame Pro Athlete of the Year:** Michael Brooks. **Earl Hartman Awards (Broncos Most Valuable Players):** John Elway (offense), Simon Fletcher (defense), Keith Traylor (special teams). **Bob Peck Award (Most Inspirational Player):** Dennis Smith. **Bob Martin Award (For cooperation with local media):** Reggie Rivers.

## 1991

**Pro Bowl:** Steve Atwater, Gaston Green, Karl Mecklenburg, Dennis Smith. **AII-NFL:** Steve Atwater (AP, Pro Football Weekly, College and Pro Football Newsweekly 2nd team), Greg Kragen (Sports Illustrated). **AII-AFC:** Steve Atwater (Football News, Pro Football Weekly). **AFC Coach of the Year:** Dan Reeves (Football News, Kansas City 101 Club). **NFL Rookie of the Year:** Mike Croel (Bert Bell Award-World Almanac, Pro Football Weekly, Washington Touchdown Club, Pro-Set). **AFC Defensive Rookie of the Year:** Mike Croel (AP, College and Pro Football Newsweekly). **NFL AII-Rookie:** Mike Croel (Football News, Pro Football Weekly, College and Pro Football Newsweekly, Football Digest), Reggie Johnson (Pro Football Digest), Keith Traylor (Pro Football Weekly, Football Digest). **Earl Hartman Awards (Broncos Most Valuable Players):** John Elway (offense), Dennis Smith (defense), Alton Montgomery (special teams). **Bob Peck Memorial Award (Most Inspirational Player):** Kenny Walker. **Bob Martin Award (For cooperation with local media):** Greg Kragen.

## 1990

**Pro Bowl:** Steve Atwater, Bobby Humphrey, Dennis Smith. **AII-NFL:** Steve Atwater (College and Pro Football Newsweekly-second team), Mike Horan (College and Pro Football Newsweekly-second team). **AII-AFC:** Steve Atwater (UPI, Football News), Mike Horan (UPI-second team, Football News). **Earl Hartman Award (Broncos Most Valuable Players):** Bobby Humphrey (offense), Steve Atwater (defense), Kevin Clark (special teams). **Bob Peck Memorial Award (Most Inspirational Player):** Keith Kartz. **Bob Martin Award (for cooperation with media):** Mark Jackson.

## 1989

**Pro Bowl:** Greg Kragen, Karl Mecklenburg, Dennis Smith, David Treadwell. **AII-NFL:** Mike Horan (College and Pro Football Newsweekly 2nd team), Karl Mecklenburg (AP, Pro Football Weekly, Sports Illustrated, NEA-World Almanac, Football Digest), Dennis Smith (AP 2nd team). **AII-AFC:** Greg Kragen (Pro Football Weekly), Karl Mecklenburg (UPI, Pro Football Weekly, Football News), Dennis Smith (Pro Football Weekly, UPI 2nd team), David Treadwell (UPI, Pro Football Weekly, Football News). **NFL Rookie of the Year:** Bobby Humphrey (Touchdown Club of Washington, D.C.). **NFL Offensive Rookie of the Year:** Bobby Humphrey (NFL Players Association). **NFL Defensive Rookie of the Year:** Steve Atwater (Football

Digest). **AFC Offensive Rookie of the Year:** Bobby Humphrey (Mackey Award). **NFL All-Rookie:** Steve Atwater (UPI, Pro Football Weekly, PFWA, College and Pro Football Newsweekly, Football Digest), Bobby Humphrey (UPI, Pro Football Weekly, PFWA, College and Pro Football Newsweekly), David Treadwell (Football Digest), Doug Widell (College and Pro Football Newsweekly, Football Digest). **Colorado Sports Hall of Fame Pro Athlete of the Year:** Bobby Humphrey. **Earl Hartman Award Winners (Broncos Most Valuable Players):** Bobby Humphrey (offense), Dennis Smith (defense), David Treadwell (special teams). **Bob Peck Memorial Award (Most Inspirational Player):** Marc Munford.

#### 1988

**Pro Bowl:** Mike Horan. **All-NFL:** Mike Horan (AP, PFWA, The Sporting News, College and Pro Football Newsweekly, Sports Illustrated, World Almanac 2nd team). **All-AFC:** Mike Horan (UPI, Football News). **NFL All-Rookie:** Gerald Perry (UPI, Football Digest). **Earl Hartman Award Winners (Broncos Most Valuable Players):** John Elway and Sammy Winder (offense), Simon Fletcher (defense), Ken Bell (special teams). **Bob Peck Memorial Award (Most Inspirational Player):** Keith Bishop and Billy Bryan.

#### 1987

**Pro Bowl:** Keith Bishop, John Elway, Karl Mecklenburg. **All-NFL:** Keith Bishop (Sports Illustrated, NEA-second team), John Elway (The Sporting News, NEA, AP-second team), Karl Mecklenburg (NEA, AP-second team). **All-AFC:** Keith Bishop (UPI-second team), John Elway (UPI, Pro Football Weekly, Football News), Rulon Jones (UPI-second team), Karl Mecklenburg (UPI, Pro Football Weekly, Football News). **NFL Most Valuable Player:** John Elway (AP). **AFC Most Valuable Player:** John Elway (NFLPA). **AFC Player of the Year:** John Elway (Football News). **AFC Offensive Player of the Year:** John Elway (UPI, Kansas City 101 Club). **NFL All Rookie:** Ricky Nattiel (UPI, College and Pro Football Newsweekly, Football Digest, PFWA, Pro Football Weekly). **Earl Hartman Award Winners (Broncos Most Valuable Players):** John Elway (offense), Karl Mecklenburg (defense), Ken Bell (special teams). **Bob Peck Memorial Award (Most Inspirational Player):** Keith Bishop.

#### 1986

**Pro Bowl:** Keith Bishop, John Elway, Rulon Jones, Karl Mecklenburg, Dennis Smith, Sammy Winder. **All-NFL:** John Elway (AP-honorable mention), Keith Bishop (AP-honorable mention), Mike Harden (AP-honorable mention), Rulon Jones (AP, Pro Football Weekly, Sports Illustrated, PFWA, The Sporting News, Football News, Football Digest, NEA-second team), Karl Mecklenburg (AP, Pro Football Weekly, Sports Illustrated, PFWA, The Sporting News, Football News, Football Digest, NEA), Dennis Smith (AP-honorable mention, Football News second team, NEA). **All-AFC:** Keith Bishop (UPI-second team, Football News), John Elway (UPI-second team), Rulon Jones (UPI, Pro Football Weekly, Football News), Karl Mecklenburg (UPI, Pro Football Weekly, Football News), Dennis Smith (Pro Football Weekly), Gerald Willhite (UPI-second team). **AFC Defensive Player of the Year:** Rulon Jones (UPI). **AFC Player of the Year:** Karl Mecklenburg (Football News). **Colorado Sports Hall of Fame King of the Hill Award:** John Elway. **Seattle Gold Helmet Award (Professional Football Player of the Year):** John Elway. **Earl Hartman Award Winners (Broncos Most Valuable Players):** John Elway (offense), Mike Harden (defense), Darren Comeaux (special teams). **Bob Peck Memorial Award (Most Inspirational Player):** Tom Jackson.

#### 1985

**Pro Bowl:** Rulon Jones, Karl Mecklenburg, Dennis Smith, Louis Wright. **All-NFL:** John Elway (AP-honorable mention), Rulon Jones (AP-2nd team, The Sporting News, Sports Illustrated), Karl Mecklenburg (AP, Sports Illustrated, PFWA, The Football News, NEA), Dennis Smith (AP-honorable mention), Louis Wright (AP honorable mention). **All-AFC:** Rulon Jones (UPI), Karl Mecklenburg (UPI), Dennis Smith (UPI-2nd team), Louis Wright (UPI). **Earl Hartman Award Winners (Broncos Most Valuable Players):** John Elway (offense), Rulon Jones (defense), Daniel Hunter (special teams). **Bob Peck Memorial Award (Most Inspirational Player):** Tom Jackson.

#### 1984

**Pro Bowl:** Sammy Winder. **All-NFL:** Tom Jackson (CPFW-2nd team), Dennis Smith (Pro Football Weekly, CPFW-2nd team), Louis Wright (The Sporting News, Sports Illustrated, Pro Football Weekly, NEA-2nd team, CPFW-2nd team). **All-AFC:** Tom Jackson (Pro Football Weekly, UPI 2nd team), Dennis Smith (Pro Football Weekly, UPI-2nd team), Sammy Winder (UPI-2nd team), Louis Wright (Pro Football Weekly, UPI-2nd team). **All-Rookie:** Winford Hood (UPI), Clarence Kay (PFWA, Pro Football Weekly). **Colorado Sports Hall of Fame Pro Athlete of the Year:** Tom Jackson. **Earl Hartman Award Winners (Broncos Most Valuable Players):** Steve Watson (offense), Louis Wright (defense), Ken Woodard (special teams). **Bob Peck Memorial Award (Most Inspirational Player):** Tom Jackson. **NFL Coach of the Year:** Dan Reeves (NFL-Sports Illustrated, Pro Football Weekly, College and Pro Football Newsweekly, AFC-Kansas City 101 Club, Football News.)

#### 1983

**Pro Bowl:** Randy Gradishar, Louis Wright (DNP). **All-NFL:** Randy Gradishar (AP-2nd team), Louis Wright (NEA, CPFN-2nd team). **All-AFC:** Randy Gradishar (UPI-2nd team). **Earl Hartman Award Winners (Broncos Most Valuable Players):** Steve Watson (offense), Randy Gradishar (defense), Ken Woodard (special teams). **Bob Peck Memorial Award (Most Inspirational Player):** Tom Jackson.

#### 1982

**Pro Bowl:** Randy Gradishar, Luke Prestridge, Rick Upchurch. **All-NFL:** Randy Gradishar (Football Digest), Luke Prestridge (AP, Football Digest), Rick Upchurch (AP, Football Digest). **All-AFC:** Randy Gradishar (UPI), Luke Prestridge (UPI). **Earl Hartman Award Winners (Broncos Most Valuable Players):** Billy Bryan (offense), Louis Wright (defense), Rick Upchurch and Rob Lytle (special teams). **Bob Peck Memorial Award (Most Inspirational Player):** Tom Jackson.

#### 1981

**Pro Bowl:** Randy Gradishar, Bob Swenson, Bill Thompson, Steve Watson. **All-NFL:** Bob Swenson (AP, NEA, The Sporting News), Randy Gradishar (AP 2nd team, NEA-2nd team, Pro Football Weekly, The Sporting News). **All-AFC:** Randy Gradishar (UPI), Bill Thompson (UPI), Steve Watson (UPI), Bob Swenson (UPI-2nd team), Louis Wright (UPI-2nd team). **Earl Hartman Award Winners (Broncos Most Valuable Players):** Steve Watson (offense), Bob Swenson (defense), Jim Ryan (special teams). **Bob Peck Memorial Award (Most Inspirational Player):** Tom Jackson.

#### 1980

**All-NFL:** Randy Gradishar (The Sporting News), Fred Steinfert (Pro Football Weekly, The Sporting News). **All-AFC:** Fred Steinfert (UPI). **Pro Football Weekly Golden Toe Award:** Fred Steinfert. **Earl Hartman Award Winners (Broncos Most Valuable Players):** Bill Bryan (offense), Randy Gradishar (defense), Fred Steinfert (special teams).

#### 1979

**Pro Bowl:** Randy Gradishar, Tom Jackson, Rick Upchurch, Louis Wright. **All-NFL:** Randy Gradishar (PFWA, Pro Football Weekly, AP-2nd team), Rich Upchurch (PFWA, Pro Football Weekly, AP-2nd team), Louis Wright (AP, NEA, PFWA, Pro Football Weekly). **All-AFC:** Randy Gradishar (Pro Football Weekly, The Sporting News, UPI-2nd team), Bob Swenson (UPI-2nd team), Bill Thompson (UPI), Rick Upchurch (Pro Football Weekly), Louis Wright (UPI, Pro Football Weekly, The Sporting News). **Earl Hartman Award Winners (Broncos Most Valuable Players):** Craig Morton (offense), Bob Swenson (defense), Larry Canada (special teams).

#### 1978

**Pro Bowl:** Lyle Alzado, Randy Gradishar, Tom Jackson, Riley Odoms, Bill Thompson, Rick Upchurch, Louis Wright. **All-NFL:** Lyle Alzado (AP), Randy Gradishar (AP, PFWA, PFW, NEA), Tom Jackson (AP), Rick Upchurch (AP, PFWA, PFW), Louis Wright (AP, PFWA, PFW, NEA). **All-AFC:** Lyle Alzado (UPI, PFW, TSN), Steve Foley (UPI), Randy Gradishar (UPI, PFW, TSN), Tom Jackson (UPI), Bill Thompson (UPI, PFW, TSN), Rick Upchurch (PFW), Louis Wright (UPI, PFW, TSN). **NFL Defensive Player of the Year:** Randy Gradishar (AP, PFW, NEA). **AFC Defensive Player of the Year:** Randy Gradishar (UPI, Kansas City 101 Club). **NFL Defensive Lineman of the Year:** Barney Chavous (*Pittsburgh Courier*). **Colorado Sports Hall of Fame Pro Athlete of the Year:** Randy Gradishar. **Earl Hartman Award Winners (Broncos Most Valuable Players):** Riley Odoms (offense), Randy Gradishar (defense), Maurice Harvey (special teams).

#### 1977

**Pro Bowl:** Lyle Alzado, Randy Gradishar, Tom Jackson, Bill Thompson, Louis Wright. **All-NFL:** Lyle Alzado (AP, UPI, PFW), Randy Gradishar (AP, UPI, PFW), Tom Jackson (AP, UPI, PFW), Bill Thompson (AP). **All-AFC:** Louis Wright (PFW), Bill Thompson (PFW). **AFC Defensive Player of the Year:** Lyle Alzado (Kansas City 101 Club). **Colorado Sports Hall of Fame Pro Athlete of the Year:** Craig Morton. **Earl Hartman Award Winners (Broncos Most Valuable Players):** Craig Morton (offense), Tom Jackson (defense), Rick Upchurch (special teams). **NFL Coach of the Year:** Red Miller (AP, UPI, PFW, TSN, Football Digest, Washington Touchdown Club, Kansas City 101 Club, Columbus Touchdown Club).

#### 1976

**Pro Bowl:** Rick Upchurch, Otis Armstrong. **All-NFL:** Rick Upchurch. **Earl Hartman Award Winners (Broncos Most Valuable Players):** Riley Odoms (offense), Tom Jackson (defense), Rick Upchurch (special teams).

#### 1975

**Pro Bowl:** Randy Gradishar, Riley Odoms. **All-Pro:** Riley Odoms. **Earl Hartman Award Winners (Broncos Most Valuable Players):** Bobby Maples (offense), Lyle Alzado (defense), Jim Turner (special teams).

#### 1974

**Pro Bowl:** Otis Armstrong, Riley Odoms. **All-Pro:** Riley Odoms, Otis Armstrong. **Earl Hartman Award Winners (Broncos Most Valuable Players):** Otis Armstrong (offense), Tom Jackson (defense), Ken Criter (special teams).

#### 1973

**Pro Bowl:** Floyd Little, Haven Moses, Paul Smith, Riley Odoms. **All-Pro:** Riley Odoms. **Earl Hartman Award Winners (Broncos Most Valuable Players):** Charley Johnson (offense), Paul Smith (defense). **Colorado Sports Hall of Fame Pro Athlete of the Year:** Paul Smith. **AFC Coach of the Year:** John Ralston (AP, UPI, PFWA, Kansas City 101 Club). **NFLPA Rookie of the Year:** Barney Chavous. **All-Rookie:** Barney Chavous (AP, UPI)

#### 1972

**Pro Bowl:** Floyd Little, Paul Smith. **Colorado Sports Hall of Fame Pro Athlete of the Year:** Floyd Little.

#### 1971

**Pro Bowl:** Floyd Little, Rich Jackson.

#### 1970

**Pro Bowl:** Rich Jackson, **All-Pro:** Rich Jackson. **Colorado Sports Hall of Fame Pro Athlete of the Year:** Rich Jackson.

#### 1969

**All-AFL:** Floyd Little, Rich Jackson. **AFL All-Star Game:** Rich Jackson, Al Denson, Mike Current, George Goeddeke, Floyd Little, Dave Costa.

#### 1968

**All-AFL:** Rich Jackson. **AFL All-Star Game:** Floyd Little, Dave Costa, Rich Jackson.

#### 1967

**AFL All-Star Game:** Al Denson, Larry Kaminski, Dave Costa, Nemiah Wilson.

#### 1966

**All-AFL:** Bob Scarpitto. **AFL All-Star Game:** Bob Scarpitto, Jerry Sturm, Goose Gonsoulin, John Bramlett.

#### 1965

**All-AFL:** Cookie Gilchrist, Lionel Taylor, Eldon Danenhauer. **AFL All-Star Game:** Eldon Danenhauer, Cookie Gilchrist.

#### 1964

**All-AFL:** Willie Brown, **AFL All-Star Game:** Willie Brown, Jerry Sturm, Goose Gonsoulin, Jim Fraser.

#### 1963

**All-AFL:** Goose Gonsoulin. **AFL All-Star Game:** Bud McFadin, Goose Gonsoulin.

#### 1962

**All-AFL:** Bud McFadin, Goose Gonsoulin, Eldon Danenhauer, Bob Zeman. **AFL All-Star Game:** Eldon Danenhauer, Bud McFadin, Gene Mingo, Bob Zeman, Goose Gonsoulin, Jim Fraser, Lionel Taylor, Frank Tripucka. **AFL Coach of the Year:** Jack Faulkner (AP, UPI).

#### 1961

**All-AFL:** Lionel Taylor, Bud McFadin. **AFL All-Star Game:** Bud McFadin, Ken Adamson, Goose Gonsoulin, Don Stone.

#### 1960

**All-AFL:** Lionel Taylor, Bud McFadin, Goose Gonsoulin.

## BRONCOS IN THE PRO BOWL (1970-2002)

(please see All-Time Honors, beginning on page 510, for year-by-year Broncos Pro Bowl and AFL All-Star Game participation.  
Current players in bold)

PLAYER	No. OF PRO BOWLS AS BRONCO	SEASON(S) SELECTED	PLAYER	No. OF PRO BOWLS AS BRONCO	SEASON(S) SELECTED
Lyle Alzado	2	1977-1978	Bill Romanowski	2	1996, 1998
Otis Armstrong	2	1974, 1976	Mark Schlereth	1	1998
Steve Atwater	8	1990-96, 1998	<b>Shannon Sharpe</b>	<b>7</b>	<b>1992-98</b>
Keith Bishop	2	1986-87	Dennis Smith	6	1985-86, 1989-91, 1993
Tyrone Braxton	1	1996	Detron Smith	1	1999
Michael Brooks	1	1992	<b>Rod Smith</b>	<b>2</b>	<b>2000-01</b>
<b>Dwayne Carswell</b>	<b>1</b>	<b>2001</b>	Neil Smith	1	1997
<b>Terrell Davis</b>	<b>3</b>	<b>1996-98</b>	Paul Smith	2	1972-73
<b>Jason Elam</b>	<b>3</b>	<b>1995, 1998, 2001</b>	Bob Swenson	1	1981
John Elway	9	1986, '87, '89, '91, 1993-94, 1996-98	Billy Thompson	3	1977-78, 1981
<b>Ian Gold</b>	<b>1</b>	<b>2001</b>	David Treadwell	1	1989
Randy Gradishar	7	1975, 1977-79, 1981-83	Rick Upchurch	4	1976, 1978-79, 1982
Gaston Green	1	1991	Steve Watson	1	1981
Brian Griese	1	2000	Alfred Williams	1	1996
Mike Horan	1	1988	<b>Al Wilson</b>	<b>2</b>	<b>2001-02</b>
Bobby Humphrey	1	1990	Sammy Winder	2	1984, 1986
Rich Jackson	2	1970-71	Louis Wright	5	1977-79, 1983, 1985
Tom Jackson	3	1977-79	Gary Zimmerman	3	1994-96
Tony Jones	1	1998			
Rulon Jones	2	1985-86			
Greg Kragen	1	1989			
Floyd Little	3	1971-73			
<b>Ed McCaffrey</b>	<b>1</b>	<b>1998</b>			
Karl Mecklenburg	6	1985-87, 1989, 1991, 1993			
Glyn Milburn	1	1995			
Anthony Miller	1	1995			
Haven Moses	1	1973			
<b>Tom Nalen</b>	<b>4</b>	<b>1997-2000</b>			
Riley Odoms	4	1973-75, 1978			
<b>Deltha O'Neal</b>	<b>1</b>	<b>2001</b>			
Michael Dean Perry	1	1996			
Luke Prestridge	1	1982			
<b>Trevor Pryce</b>	<b>4</b>	<b>1999-2002</b>			

## BRONCOS IN THE AFL ALL-STAR GAME (1960-69)

Ken Adamson	1	1961
John Bramlett	1	1966
Willie Brown	1	1964
Dave Costa	3	1967, 1968, 1969
Mike Current	1	1969
Eldon Danenhauer	2	1962, 1965
Al Denson	2	1967, 1969
Jim Fraser	2	1962, 1964
Cookie Gilchrist	1	1965
George Goeddeke	1	1969
Goose Gonsoulin	5	1961, 1962, 1963, 1964, 1966
Rich Jackson	2	1968, 1969
Larry Kaminski	1	1967
Floyd Little	2	1968, 1969
Bud McFadin	3	1961, 1962, 1963
Gene Mingo	1	1962
Bob Scarpitto	1	1966
Don Stone	1	1961
Jerry Sturm	2	1964, 1966
Lionel Taylor	1	1962
Frank Tripucka	1	1962
Nemiah Wilson	1	1967
Bob Zeman	1	1962

## BRONCOS ALL-TIME NFL HONORS

### NFL MOST VALUABLE PLAYER (AP)

1998	RB Terrell Davis	(16 starts / 392 att., 2008 yds., 5.1 avg., 21 TDs / 25 rec., 217 yds., 8.7 avg., 2 TDs)
1987	QB John Elway	(12 starts / 224-410, 54.6%, 3198 yds., 19 TDs, 12 INTs / 66 att., 304 yds., 4.6 avg., 4 TDs)

### NFL OFFENSIVE PLAYER OF THE YEAR (AP)

1998	RB Terrell Davis	(16 starts / 392 att., 2008 yds., 5.1 avg., 21 TDs / 25 rec., 217 yds., 8.7 avg., 2 TDs)
1996	RB Terrell Davis	(16 starts / 345 att., 1538 yds., 4.5 avg., 13 TDs / 36 rec., 310 yds., 8.6 avg., 2 TDs)

### NFL DEFENSIVE PLAYER OF THE YEAR (AP)

1978	LB Randy Gradishar	(16 starts / 286 tackles, incl. 190 solo, 4 INTs, 2 FF, 1 returned for a TD)
------	--------------------	--

### NFL OFFENSIVE ROOKIE OF THE YEAR (AP)

2002	RB Clinton Portis	(16 gms., 12 starts / 273 att., 1508 yds., 5.5 avg., 15 TD / 33 rec., 364 yds., 11.0 avg., 2 TD)
2000	RB Mike Anderson	(16 gms., 12 starts / 297 att., 1487 yds., 5.0 avg., 15 TD / 23 rec., 169 yds., 7.3 avg.)

### NFL DEFENSIVE ROOKIE OF THE YEAR (AP)

1991	LB Mike Croel	(13 gms., 10 starts / 84 tackles, incl. 55 solo, 10 sacks, -65 yds., 4 FF, 2 PD)
------	---------------	--

### AFC OFFENSIVE PLAYER OF THE MONTH

(Initiated by NFL in 1986)

2001	QB Brian Griese	September	(60-93, 64.5%, 763 yds., 7 TDs, 2 INTs, 106.2 rating)
2000	RB Mike Anderson	December	(104 att., 516 yds., 5.0 avg., 8 TDs / 4 rec., 34 yds., 8.5 avg.)
2000	WR Rod Smith	November	(26 rec., 479 yds., 18.4 avg., 1 TD / 3 rush., 78 yds., 26 avg., 1 TD)
1998	RB Terrell Davis	October	(81 att., 512 yds., 6.3 avg., 6 TDs / 5 rec., 76 yds., 15.2 avg.)
1998	RB Terrell Davis	September	(94 att., 489 yds., 5.2 avg., 6 TDs / 4 rec., 22 yds., 5.5 avg.)
1997	QB John Elway	November	(94-149, 61.7%, 1231 yds., 8 TDs, 0 INTs / 23 att., 60 yds., 2.6 avg.)
1997	RB Terrell Davis	September	(118 att., 605 yds., 5.1 avg., 4 TDs / 6 rec., 31 yds., 5.2 avg.)
1996	QB John Elway	October	(73-111, 65.8%, 935 yds., 10 TDs, 3 INTs / 18 att., 110 yds., 6.1 avg., TD)
1996	RB Terrell Davis	September	(112 att., 573 yds., 5.1 avg., 4 TDs / 10 rec., 83 yds., 8.3 avg.)

### AFC DEFENSIVE PLAYER OF THE MONTH

(Initiated by NFL in 1986)

2001	CB Deltha O'Neal	October	(6 INTs, 17 tackles)
1991	LB Simon Fletcher	December	(5 sacks, -39 yds., 15 tackles)
1989	LB Karl Mecklenburg	November	(4.5 sacks, -40 yds., 18 tackles)
1989	S Dennis Smith	October	(2 INTs, 22 tackles, 2 FF, 1 FR)
1986	DE Rulon Jones	October	(8.5 sacks, -142 yds., 33 tackles)

### AFC SPECIAL TEAMS PLAYER OF THE MONTH

(Initiated by NFL in 1986)

2001	K Jason Elam	November	(11-12 FGs, 5-5 PATs, 38 pts.)
------	--------------	----------	--------------------------------

### NFL OFFENSIVE ROOKIE OF THE MONTH

2002	RB Clinton Portis	October	(79 att., 358 yds., 4.5 avg., 3 TDs / 11 rec., 98 yds., 8.9 avg., 1 TD)
2000	RB Mike Anderson	December	(104 att., 516 yds., 5.0 avg., 8 TDs / 4 rec., 34 yds., 8.5 avg.)
2000	RB Mike Anderson	September	(85 att., 403 yds., 4.7 avg., 3 TDs / 5 rec., 39 yds., 7.8 avg.)



## BRONCOS ALL-TIME NFL HONORS, CONT.

### AFC OFFENSIVE PLAYER OF THE WEEK

(Initiated by NFL in 1984)

2002	TE Shannon Sharpe	Week 7	at Kansas City	(12 rec., 214 yds., 17.8 avg., 2 TD; *NFL TE rec.)
2001	QB Brian Griese	Week 1	vs. N.Y. Giants	(21-29, 72.4%, 330 yds., 3 TD, 144.3 rtg.)
2000	RB Mike Anderson	Week 14	at New Orleans	(37 att., 251 yds., 6.8 avg., 4 TD; *NFL rookie rec.)
2000	RB Mike Anderson	Week 13	at Seattle	(30 att., 195 yds., 6.5 avg., 2 TD / 2 rec., 14 yds.)
1999	RB Olandis Gary	Week 15	vs. Seattle	(22 att., 183 yds., 8.3 avg., / 2 rec., 16 yds.)
1999	QB Brian Griese	Week 6	vs. Green Bay	(19-31, 61.3%, 363 yds., 2 TD, 1 INT, 110.0 rtg.)
1998	RB Terrell Davis	Week 17	vs. Seattle	(29 att., 178 yds., 6.1 avg. / 2 rec., 17 yds., 1 TD)
1998	QB John Elway	Week 14	vs. Kansas City	(22-32, 68.8%, 400 yds., 2 TD, 1 INT, 119.3 rtg.)
1998	RB Terrell Davis	Week 8	vs. Jacksonville	(31 att., 136 yds., 4.4 avg., 3 TD / 5 rec., 76 yds.)
1998	RB Terrell Davis	Week 5	vs. Philadelphia	(20 att., 168 yds., 8.4 avg., 2 TD)
1998	RB Terrell Davis	Week 2	vs. Dallas	(23 att., 191 yds., 8.3 avg., 3 TD)
1997	QB John Elway	Week 10	vs. Seattle	(19-30, 63.3%, 252 yds., 2 TD, 112.1 rtg.)
1997	RB Terrell Davis	Week 4	vs. Cincinnati	(27 att., 215 yds., 8.0 avg., 1 TD / 2 rec., 13 yds.)
1996	RB Terrell Davis	Week 12	at New England	(32 att., 154 yds., 4.8 avg., 2 TD / 4 rec., 56 yds., 1 TD)
1996	RB Terrell Davis	Week 8	vs. Baltimore	(28 att., 194 yds., 6.9 avg., 2 TD / 3 rec. 19 yds.)
1995	QB John Elway	Week 17	at Oakland	(24-41, 58.5%, 320 yds., 2 TD, 1 INT, 89.5 rtg.)
1995	WR Anthony Miller	Week 7	vs. Oakland	(7 rec., 149 yds., 21.3 avg., 2 TD)
1995	QB John Elway	Week 3	vs. Washington	(30-47, 63.8%, 327 yds., 2 TD, 98.4 rtg.)
1994	QB John Elway	Week 9	vs. Cleveland	(30-41, 73.2%, 349 yds., 2 TD, 114.8 rtg.)
1993	TE Shannon Sharpe	Week 15	vs. Kansas City	(10 rec., 65 yds., 6.5 avg., 3 TD)
1993	QB John Elway	Week 12	vs. Pittsburgh	(18-25, 72%, 276 yds., 1 TD, 121.4 rtg.)
1993	QB John Elway	Week 10	at Cleveland	(17-23, 73.9%, 244 yds., 3 TD, 147.5 rtg.)
1992	QB John Elway	Week 5	vs. Kansas City	(23-38, 60.5%, 311 yds., 2 TD, 104.2 rtg.)
1992	QB John Elway	Week 1	vs. L.A. Raiders	(10-24, 41.7%, 171 yds., 1 INT, 49.1 rtg.)
1991	RB Gaston Green	Week 5	at Minnesota	(26 att., 158 yds., 6.1 avg. / 1 rec., 9 yds.)
1989	WR Vance Johnson	Week 12	vs. Seattle	(6 rec., 154 yds., 25.7 avg., 2 TD)
1989	QB John Elway	Week 7	at Seattle	(18-35, 51.4%, 344 yds., 2 TD, 104.9 rtg.)
1988	QB John Elway	Week 13	vs. L.A. Rams	(21-36, 58.3%, 272 yds., 3 TD, 1 INT, 98.4 rtg.)
1988	RB Tony Dorsett	Week 2	vs. San Diego	(23 att., 113 yds., 4.9 avg., 1 TD)
1987	RB Joe Duke	Week 5	vs. L.A. Raiders	(23 att., 128 yds., 5.6 avg., 2 TD)
1987	QB John Elway	Week 1	vs. Seattle	(22-32, 68.8%, 338 yds., 4 TD, 1 INT, 129.9 rtg.)
1986	QB John Elway	Week 13	vs. Cincinnati	(22-34, 64.7%, 228 yds., 3 TD, 113.4 rtg.)
1986	QB John Elway	Week 8	vs. Seattle	(18-32, 56.3%, 321 yds., 1 TD, 1 INT, 88.2 rtg.)
1984	QB John Elway	Week 10	vs. New England	(26-40, 65%, 315 yds., 3 TD, 1 INT, 103.6 rtg.)
1984	QB Gary Kubiak	Week 9	at L.A. Raiders	(21-34, 61.8%, 206 yds., 1 TD, 88.6 rtg.)

### AFC DEFENSIVE PLAYER OF THE WEEK

(Initiated by NFL in 1984)

2001	CB Denard Walker	Week 7	vs. New England	(6 tackles, incl. 5 solo, 2 INT, 39 yds., 1 TD)
2001	CB Deltha O'Neal	Week 4	vs. Kansas City	(2 tackles, both solo, 4 INT*, 69 yds., 2 PD; *tied NFL rec.)
2000	CB Terrell Buckley	Week 6	at San Diego	(2 tackles, both solo, 2 INT, 64 yds., 2 PD)
1999	LB Glenn Cadrez	Week 11	vs. Oakland	(11 tackles, incl. 8 solo, 3 sacks, -16 yds.)
1998	CB Darrien Gordon	Week 13	at San Diego	(4 tackles, incl. 3 solo, 2 INT, 34 yds., 1 FR)
1998	CB Ray Crockett	Week 3	at Oakland	(5 tackles, all solo, 2 INT, 105 yds., 80-yd. TD, 2 PD)
1997	LB John Mobley	Week 6	vs. New England	(15 tackles, incl. 12 solo, 1 INT, 13 yds., 1 TD, 1 FR)
1996	DE Alfred Williams	Week 3	vs. Tampa Bay	(3 tackles, all solo, 2 sacks, -14 yds., 2 FF, 1 FR)
1991	S Steve Atwater	Week 3	vs. Seattle	(7 tackles, incl. 6 solo, 1 INT, 1 yd., 1 FR)
1989	NT Greg Kragen	Week 10	at Kansas City	(6 tackles, incl. 5 solo, 1 sack, -9 yds., 1 FF)
1987	LB Karl Mecklenburg	Week 13	vs. New England	(8 tackles, incl. 7 solo, 2 INT, 25 yds.)
1986	CB Mike Harden	Week 9	at L.A. Raiders	(5 tackles, incl. 4 solo, 2 INT, 64 yds., 40-yd. TD, 3 PD)
1986	LB Karl Mecklenburg	Week 4	vs. New England	(11 tackles, incl. 9 solo, 2 sacks, -23 yds.)
1985	LB Karl Mecklenburg	Week 13	at Pittsburgh	(6 tackles, all solo, 4 sacks, -18 yds.)
1985	CB Louis Wright	Week 11	vs. San Diego	(3 tackles, all solo, 1 INT, 16 yds., 60-yd. blocked FG ret. TD in OT)
1984	S Steve Foley	Week 7	vs. Green Bay	(8 tackles, incl. 5 solo, 1 INT, 20 yds., 22-yd. FR for TD)

### AFC SPECIAL TEAMS PLAYER OF THE WEEK

(Initiated by NFL in 1984)

2001	P Tom Rouen	Week 9	vs. San Diego	(6 punts, 319 yds., 53.2 avg., 52.3 net., 5 IN20, 62LG)
2000	LB Ian Gold	Week 11	vs. Oakland	(blocked a punt and returned it 12 yds. for a TD, 2 tackles)
1999	K Jason Elam	Week 9	at San Diego	(4-4 FGs, 24/41/44/55, 3-3 PATs, 15 pts.)
1998	KR Vaughn Hebronn	Week 16	at Miami	(4 KOR, 158 yds., 39.5 avg., 95-yd. KOR for a TD)
1998	KR Vaughn Hebronn	Week 9	at Cincinnati	(6 KOR, 161 yds., 26.8 avg., blocked a punt)
1998	K Jason Elam	Week 8	vs. Jacksonville	(3-3 FG, 31/32/63*, 4-4 PATs, 13 pts.; *NFL rec.)
1997	PR Darrien Gordon	Week 11	vs. Carolina	(5 PR, 168 yds., 33.6 avg., 2 PR TDs* in 1st qtr.; *tied NFL rec.)
1995	KR Glyn Milburn	Week 15	vs. Seattle	(404 total yds., 131 rushing, 45 rec., 95 PR, 133 KOR; *NFL rec.)
1995	KR Glyn Milburn	Week 12	vs. San Diego	(2 PR, 20 yds., 10.0 avg., 4 KOR, 177 yds., 44.3 avg.)
1994	DE Shane Dronett	Week 14	at Kansas City	(Blocked 37-yd. FG attempt with :02 remaining to forced OT)
1993	RB Reggie Rivers	Week 15	vs. Kansas City	(1 tackle, blocked a punt to set up go-ahead TD in 4th)

## FORMER BRONCOS IN THE PRO FOOTBALL HALL OF FAME

Two players enshrined in the Pro Football Hall of Fame—cornerback **Willie Brown** and running back **Tony Dorsett**—spent a portion of their career with the Denver Broncos.



### WILLIE BROWN CB INDUCTED: 1984

Cornerback **Willie Brown**, inducted into the Hall of Fame in 1984, played for the Broncos from 1963-66, and was named All-American Football League in 1964. He intercepted nine passes that season, including a team-record four in one game (vs. New York, 11/15/64), and was named the outstanding back in the AFL All-Star game in January, 1965.

The 6-foot-1, 195-pound Brown, who played his college ball at Grambling, joined the Broncos as a free agent in Aug. 1963 and played four seasons with the club. In 50 games he intercepted 15 passes and tallied 195 yards in returns, while also returning three punts for 29 yards (9.7) and three kickoffs for 70 yards (23.3).

Brown was traded to Oakland in 1967 and went on to play 12 seasons with the Raiders (1967-78). He was an all-league performer every year from 1968-73, while making three AFL All-Star game (1967-69) and four Pro Bowl (1970-73) appearances. In 16 seasons Brown played in 204 games and finished his career with 54 interceptions for 472 return yards and two touchdowns.



### TONY DORSETT RB INDUCTED: 1994

Running Back **Tony Dorsett**, though best known for his brilliant 11-year tenure with the Dallas Cowboys, was a Denver Bronco during the 1988 and 1989 seasons. He joined the Broncos in 1988 and went on to lead the club in rushing that season with 703 yards on 181 carries. He spent the 1989 season on injured reserve before his retirement, and was inducted into the Hall of fame in 1994.

Dorsett, who ranks fifth on the all-time NFL rushing list with 12,739 yards, captured rookie of the year honors in 1977 with the Cowboys, en route to four Pro Bowl selections (1978, 1981-83). His highest rushing total came in 1981 when he ran for 1,646 yards, just one of eight 1,000-yard seasons during his brilliant career. Dorsett also caught 398 passes for 3,554 yards (8.9) and accounted for 91 total touchdowns (77 rushing, 13 receiving, 1 fumble recovery).

Dorsett was a college star at the University of Pittsburgh where he won the Heisman Trophy in 1976 while leading the Panthers to the national title.

## BRONCOS TEAM AWARD WINNERS

For a period of Broncos history, team members were asked to vote on individual honors for their teammates. Listed below are the winners of those honors, and the years those awards were given.

### MVP — EARL HARTMAN AWARD

	OFFENSE	DEFENSE	SPECIAL TEAMS
1995	Terrell Davis	Steve Atwater	Glyn Milburn
1994	John Elway	Steve Atwater	Ray Jacobs
1993	John Elway	Simon Fletcher	Reggie Rivers
1992	John Elway	Simon Fletcher	Keith Traylor
1991	John Elway	Dennis Smith	Alton Montgomery
1990	Bobby Humphrey	Steve Atwater	Kevin Clark
1989	Bobby Humphrey	Dennis Smith	David Treadwell
1988	John Elway/ Sammy Winder	Simon Fletcher	Ken Bell
1987	John Elway	Karl Mecklenburg	Ken Bell
1986	John Elway	Mike Harden	Darren Comeaux
1985	John Elway	Rulon Jones	Daniel Hunter
1984	Steve Watson	Louis Wright	Ken Woodard
1983	Steve Watson	Randy Gradishar	Ken Woodard
1982	Billy Bryan	Louis Wright	Rob Lytle/ Rick Upchurch
1981	Steve Watson	Bob Swenson	Jim Ryan
1980	Billy Bryan	Randy Gradishar	Fred Steinfort
1979	Craig Morton	Bob Swenson	Larry Canada
1978	Riley Odums	Randy Gradishar	Maurice Harvey
1977	Craig Morton	Tom Jackson	Rick Upchurch
1976	Riley Odums	Tom Jackson	Rick Upchurch
1975	Bobby Maples	Lyle Alzado	Jim Turner
1974	Otis Armstrong	Tom Jackson	Ken Criter
1973	Charley Johnson	Paul Smith	

### BOB PECK MEMORIAL AWARD

	(MOST INSPIRATIONAL)
1995	Michael Dean Perry
1994	Shannon Sharpe
1993	Dennis Smith
1992	Dennis Smith
1991	Kenny Walker
1990	Keith Kartz
1989	Marc Munford
1988	Keith Bishop/Billy Bryan
1987	Keith Bishop
1986	Tom Jackson
1985	Tom Jackson
1984	Tom Jackson
1983	Tom Jackson
1982	Tom Jackson
1981	Tom Jackson

### BOB MARTIN AWARD


(FOR COOPERATION WITH THE MEDIA)

1995	Lionel Washington
1994	Shannon Sharpe
1993	Tyrone Braxton
1992	Reggie Rivers
1991	Greg Kragen
1990	Mark Jackson




## RETIRED JERSEY NUMBERS

The Denver Broncos have retired three jersey numbers in their 43-year history: the No. 18 worn by quarterback Frank Tripucka, the No. 44 worn by running back Floyd Little and the No. 7 worn by John Elway. The most recent addition was Elway's, retired in a ceremony at halftime of the Broncos' 1999 season-opening game vs. Miami, Sept. 13, 1999.



John Elway

**John Elway**, who wore number 7 from 1983-98, led the Broncos to five Super Bowl appearances and two World Championships, and retired ranked second in nearly every all-time NFL passing category. He passed for 51,475 yards and 300 touchdowns in his 16-year career, and retired as the all-time winningest starting quarterback in NFL history, with a career mark of 148-82-1 (.643). Elway was named Most Valuable Player of Super Bowl XXXIII, leading Denver to its second straight World Championship with a 34-19 defeat of the Atlanta Falcons, becoming the only player in NFL history to close his career by earning Super Bowl MVP honors in his final game. His image was forged early in his career, as he developed a reputation for leading the Broncos to victory against seemingly insurmountable odds. Elway directed the Broncos on an NFL-record 47 fourth-quarter, game-winning or game-saving drives in his legendary career. Elway was inducted into the Denver Broncos' Ring of Fame in 1999—the first inductee for whom the customary five-year waiting period was waived. *The only other players to wear No. 7 in franchise history were quarterbacks Mickey Slaughter (1963-66) and Craig Morton (1977-82).*




Frank Tripucka

**Frank Tripucka**, who wore number 18 from 1960-63, was Denver's first quarterback and helped lay the foundation for the club's future success. He played in the American Football League all-star game in 1962 and passed for 7,676 yards in his Denver career. Tripucka's passing total still ranks fourth in franchise history, and his single-game record of 447 yards at Buffalo, Sept. 15, 1962, remained the franchise record until broken in 2000. He also ranks fourth in completions (662) and attempts (1,277), fifth in touchdown passes (51) and guided Denver to its first .500 season, with a 7-7 mark in 1962. Tripucka was inducted into the Broncos' Ring of Fame in 1986.



Floyd Little

**Floyd Little**, who wore number 44 from 1967-75 with the Denver Broncos, as well as during his legendary college career at Syracuse, retired as the club's all-time career leader in rushing yards (6,323) and total touchdowns (54). He held both marks until 1998 when they were eclipsed by Terrell Davis. Little was All-AFL in 1969 and played in two AFL all-star games (1968, 1969) and three Pro Bowls (1971, 1972, 1973). He is still ranked second in career rushing attempts (1,641) by a Bronco, and his 89-yard kickoff return in 1968 is the longest non-scoring kickoff return in club history. When Little retired, he ranked among the top 10 rushers in NFL history. Little joined the Broncos in 1967 as the club's No. 1 draft choice, becoming the first No. 1 pick to sign with the team in its eight-year history. During his career, Little helped the Broncos to their first winning seasons in 1973 and '74, with back-to-back 7-5-2 and 7-6-1 marks, and retired in 1975 with Denver just two years away from its first Super Bowl appearance. He was inducted into the club's Ring of Fame as part of its inaugural class in 1984. *The only other player to wear No. 44 in franchise history was defensive back Miller Farr in 1965.*





## DENVER BRONCOS RING OF FAME PROFILES

*The Denver Broncos Ring of Fame was created in 1984 by team owner Pat Bowlen to honor former players and administrators who played significant roles in the franchise's history.*

The Denver Broncos Ring of Fame roster grew to 18 in 2001, as linebacker **Karl Mecklenburg** (1983-94) and safety **Dennis Smith** (1981-94) joined the Ring's distinguished membership.

Quarterback **John Elway** (1983-98) was inducted into the Ring of Fame in 1999 in a ceremony held at halftime of the Broncos' season-opening Monday Night game vs. Miami, Sept. 13, 1999. As testament to the legend he established during his 16-year career, Elway is the only inductee for whom the customary five-year waiting period was waived.

Elway's induction was the first since 1993 when cornerback **Louis Wright** (1975-86) joined the Ring of Fame, a year after linebacker **Tom Jackson** (1973-86) entered the Ring in 1992.

Linebacker **Randy Gradishar** (1974-83) was the only 1989 inductee, following the 1988 inductions of quarterback **Craig Morton** (1977-82), wide receiver **Haven Moses** (1972-81), and kicker **Jim Turner** (1971-79).

Former defensive back **Bill Thompson** (1969-81) was honored in 1987, and three players joined the elite group in 1986: quarterbacks **Frank Tripucka** (1960-63) and **Charley Johnson** (1972-75), and defensive end **Paul Smith** (1968-78).

In 1985, former owner **Gerald H. Phipps** became the first non-player to have his name placed on the Ring.

The Ring of Fame was established in 1984 with an inaugural class of four members: running back **Floyd Little** (1967-75), defensive end **Rich Jackson** (1967-72), wide receiver **Lionel Taylor** (1960-66) and safety **Austin "Goose" Gonsoulin** (1960-66).

The Ring of Fame is displayed on the Level 5 facade of INVESCO Field at Mile High. The following are biographical sketches of each of the 18 Ring of Fame members, in alphabetical order. *The profiles begin below with Elway's, and continue with Gonsoulin's on page 533.*



JOHN ELWAY

YEAR INDUCTED: 1999

YEARS WITH BRONCOS: 1983-98

QUARTERBACK

**CAREER—REGULAR SEASON:** John Elway capped his brilliant career in 1998 by winning Most Valuable Player honors in Super Bowl XXXIII, leading the Denver Broncos to their second straight World Championship. He also posted the highest quarterback rating of his career (93.0) in his final campaign. At the close of the 1998 season Elway ranked second among active NFL players for number of appearances with one team (234) and retired having played in and started more games (231) in more seasons (16) than any player in Denver Broncos history. Elway, the NFL's all-time winningest starting quarterback (148-82-1; .643), was voted to a franchise-record nine Pro Bowl appearances (1986 season, '87, '89, '91, '93, '94, '96, '97 and '98)—tied for the most ever by a quarterback (Marino, Moon)—and as a starter six times ('87, '89, '93, '96, '97 and '98). He was the NFL's Most Valuable Player in 1987 and AFC Player of the Year in 1993, and was named AFC Offensive Player of the Week 15 times and AFC Offensive Player of the Month twice. Elway was named the Edge NFL Man of the Year for 1992, and was inducted in to the Colorado Sports Hall of Fame in 1999, while also being named to the NFL's All-Decade team for the 1990s (first team). He ranks second behind Dan Marino in most major NFL career passing categories, including passing yards (51,475), attempts (7,250), completions (4,123) and total offense (54,882). He also figures third in total touchdowns with 334 (300 passing/33 rushing/1 receiving); fourth in passing touchdowns with 300 (behind Marino, Fran Tarkenton and Brett Favre) and leads all NFL quarterbacks in career rushing attempts (774), while figuring fourth in rushing yards (3,407). Elway is the only player in NFL history to pass for more than 3,000 yards and rush for more than 200 yards in the same season for seven straight years (1985-91). He generated 4,771 of the 5,806 points (82.2%) scored by the Broncos during his 16-year tenure with the club. Elway ranks No. 1 in NFL history in fourth-quarter, game-winning or game-saving drives with 47 (46-0-1 record), and had 36 career 300-yard passing games in the regular season, third among active quarterbacks at the time of his retirement (Marino, Moon). He also caught three passes in regular season play for 61 yards, including a touchdown of 23 yards from Steve Sewell in 1986. In 1997 Elway broke his franchise record for consecutive passes without an interception, with the streak reaching 189 attempts. For his career, Elway had 19 games in which he completed 70% or more of his passes (min. 20 att.) and fashioned a 17-2 record in those games. He started 2,595 drives as a pro and was replaced just 10 times due to injury (.039%).

**CAREER—POSTSEASON:** Elway played in a franchise-record 22 postseason games (including five Super Bowls), with 21 starts, and produced a 14-7 record (9-2 at home, 3-2 on the road and 2-3 at neutral sites). He is the only quarterback ever to start in five Super Bowls, and has the NFL's all-time best record as a starting quarterback in Conference Championship Games, at 5-1. The other quarterbacks with four Super Bowl starts are Joe Montana, Terry Bradshaw,

Roger Staubach and Jim Kelly. Elway owns or shares 18 Broncos' postseason records, including most passing yards, most touchdown passes and total offense (combined rushing and passing yards). He completed 355 of 651 passes (54.5%) for 4,964 yards, 27 touchdowns and 21 interceptions. He also rushed 94 times for 461 yards (4.9 avg.) and six touchdowns and caught one pass for 23 yards in postseason play. Elway ranks second in NFL postseason history in passing yardage (trailing only Montana-5,772), third in completions (Montana-460, Marino-385) and pass attempts (Montana-734, Marino-687) and fifth in passing touchdowns (Montana-45, Marino-32, Bradshaw-30 and Favre-30). In Super Bowl games Elway ranks No. 1 in pass attempts (152), No. 3 in completions (76), No. 2 in passing yards (1,128) and tied for second in rushing TDs (4) with Franco Harris and Thurman Thomas (Emmitt Smith has 5). Six of Elway's NFL-record 47 fourth-quarter, game-winning or game-saving drives came in the postseason.

**1998:** Elway was selected to his ninth Pro Bowl (tying Dan Marino and Warren Moon for most by a QB)—his sixth as a starter and his third straight selection—while being inducted in the Colorado Sports Hall of Fame with the Class of 1999 after a season in which he played in 13 of the 16 games (12 starts) and showed that he still ranked among the NFL's most dangerous signal-callers, completing 210 of 356 passes (59.0) for 2,806 yards and 22 touchdowns with 10 interceptions. He was sacked 18 times (-135) and his longest completion was a 58-yd. toss to Rod Smith in Week 14 vs. Kansas City, 12/6. Elway also rushed 37 times for 94 yards (2.5) with a long of 16 (at Miami, 12/21) and one touchdown (vs. Dal., 9/13/98), and caught a 14-yd. pass from Smith (vs. Oak., 11/22). Elway ranked second in the AFC (5th NFL) in passer rating (93.0), first in average gain per attempt (7.88; 4th NFL), while also figuring third in completion pct. (11th NFL), fourth in TD passes (9th NFL) and sixth (12th NFL) in passing yards. He was named AFC Offensive Player of the Week and Miller Lite NFL Player of the Week for his 400-yard passing performance Dec. 6 vs. Kansas City, marking the 15th time in his career he has earned the AFC honor chosen by the NFL. Elway started all three playoff games and completed 45 of 86 passes (52.3%) for 691 yards and three touchdowns with one interception and a long of 80 yds. (TD), and was awarded the Pete Rozelle Trophy as Most Valuable Player of Super Bowl XXXIII, the only player ever to win such honors in his final game. Elway's performance, which lifted Denver to its second straight title, was his best performance in a league-record five Super Bowl starts. Setting a record by being the oldest quarterback to start a Super Bowl (38 years, 7 mos.), Elway completed 18 of 29 passes (.621) for 336 yards—the fourth-highest total in Super Bowl history (third at the time)—and a touchdown with one interception, en route to becoming the first No. 7 in the championship game's history—and the oldest player—to be named MVP. Elway cemented the honor by rushing for a 3-yd. touchdown in the 4th qtr. to give Denver a 31-6 lead, making Elway the oldest player in Super Bowl history to score a touchdown, adding a year onto the record he set with his rushing TD in Super Bowl XXII. Elway's passing touchdown was perhaps the play of the game, however, as he found Rod Smith deep down the middle of the field in the 2nd qtr. for an 80-yd. scoring play to put Denver on top 17-3. It tied for the second-longest play from scrimmage in Super Bowl history, and was the longest by a Bronco in a Super Bowl.

**1997:** Elway enjoyed yet another stellar season, quarterbacking the Broncos to the first World Championship in franchise history with a 31-24 win over Green Bay in Super Bowl XXXII. He was voted to his eighth Pro Bowl (fifth as a starter), and was named to the All-AFC team by *Pro Football Weekly* and *Football News*, and was named second-team All-Pro by *College* and *Pro Football Newsweekly*. Elway was also the recipient of the NFL Players Association's Mackey Award as the top quarterback in the AFC. For the year he completed 280 of his 502 pass attempts (55.8%) for 3,635 yards, 27 touchdowns and 11 interceptions. The 27 passing touchdowns set a new franchise record, and his 28 total touchdowns (one rushing) were the second-most of his career (30 in 1996). Elway also had 50 carries for 218 yards rushing (4.4 avg.) on the season, posted a quarterback rating of 87.5 (4th-best in the AFC, 7th in the NFL), and was 10th in the AFC in completion percentage. His third-down passer rating of 87.7 ranked 3rd in the AFC (5th NFL), as did his 27 touchdown passes (4th NFL). Elway helped Denver lead the NFL in total offense (second straight season) and in scoring offense for the 1997 season. He was named AFC Offensive Player of the Week for Week 10 (Nov. 2) when he moved into second place all-time in passing yardage and eclipsed 50,000 yards in total offense for his career in a win over Seattle. Elway would later be named AFC Offensive Player of the Month for November (92-149, 61.7%, 1,231 yards, 8 TDs, 0 INT) as the Broncos went 4-1, marking his second such award ever (October 1996). Elway started all four postseason games and engineered the Denver offense on its four-game run to the World Championship, completing 56 of 96 passes (58.3) for 726 yards and three touchdowns, with two interceptions. He was sacked six times (-44) and carried the ball nine times for 25 yards (2.8) with a long of 10 yards and one touchdown.

**1996:** Elway put together one of the finest seasons of his phenomenal 14-year career, being voted to his seventh Pro Bowl (third as a starter); named second-team All-Pro by AP, *College* & *Pro Football Newsweekly* and *Football Digest* and first-team All-AFC by UPI, *Pro Football Weekly* and *Football News*; voted second in the AP NFL Most Valuable Player balloting; voted AFC Player of the Year by the Touchdown Club of Columbus; AFC Offensive Player of the Year by the Kansas City 101 Club; Mackey Award winner for highest quarterback rating in the AFC and AFC MVP by the NFL Players Association. He started 15 of the 16 regular season games and completed 287 of 466 pass attempts (61.6) for 3,328 yards and 26 touchdowns with 14 interceptions, and also rushed 50 times for 249 yards (5.0) with a long of 22 and four touchdowns. His 26 touchdowns tied a career high and franchise record set in 1995. Elway led the AFC in quarterback rating (89.2; 4th NFL), was second in completion percentage (61.6; 5th NFL), third in touchdown passes (26; 4th NFL) and fifth in passing yardage (3,328; 7th NFL), completions (287; 8th NFL) and attempts (466; 9th NFL). His start at Seattle (9/8) marked the 192nd game he has played in his career, most by any player in Broncos franchise history, surpassing Tom Jackson who played in 191 games from 1973-86. In Denver's AFC Divisional Playoff loss to Jacksonville (1/4/97), Elway started and completed 25 of 38 passes for 226 yards and two touchdowns with a long of 18. He also rushed five times for 30 yards with a long of 19.



**1995:** Elway started all 16 games, completing 316 of 542 passes (58.3%) for 3,970 yards, a then-career-best 26 touchdowns and 14 interceptions. He threw for more than 300 yards on five occasions, also a career best. It was the 10th time in his 13-year NFL career that he had topped the 3,000-yard mark, joining him with Dan Marino (11) as the only quarterbacks in NFL history to accomplish that feat 10 or more times. He also rushed 40 times for 179 yards (4.5) and one touchdown, with a long of 15. He led the AFC (tied for 5th NFL) in passing yards, finished third (8th NFL) in completions and was third (8th NFL) in pass attempts. Meanwhile, his fourth-quarter passer rating of 95.2 ranked third in the AFC and fifth in the NFL.

**1994:** Elway earned his sixth AFC Pro Bowl berth, though he missed two of the final three games (at Los Angeles and vs. New Orleans) due to a strained left knee. He finished the season second in the AFC and fourth in the NFL in passer rating with an 85.7, and third in the AFC in passing yards (3,490), attempts (494) and completions (307), with a 2.0 interception percentage. His 62.1 completion percentage was second in the AFC and sixth overall. Elway went over the 3,000-yard passing mark for the ninth time in his career, second only to Dan Marino's 10, and went over the 40,000-yard career total-offense mark. He rushed for 235 yards (second on the team and his ninth 200-yard season), giving him a season total offense figure of 3,725 in the 14 games he played.

**1993:** Elway was named AFC Most Valuable Player (NFL Players Association), AFC Offensive Player of the Year (UPI, and the Kansas City 101 Club) and AFC Player of the Year (*Football News*) in 1993. Elway performed at an MVP-pace all year, earning all-AFC (UPI, *Football News*) and second-team All-NFL (AP, *College and Pro Football Newsweekly*, and *Football Digest*), and he was the starting quarterback in the 1994 Pro Bowl (fifth Pro Bowl berth) after a regular season that saw him lead the AFC in all six major quarterback stats categories. Elway's 1993 stats and rankings included a 92.8 rating (first in the AFC, third in the NFL), 551 attempts (first in the entire NFL), 348 completions (first in the entire NFL), a 63.2 completion percentage (first in the AFC and third in the NFL), 25 TD passes (first in the AFC and second in the NFL), 4,030 yards (first in the AFC). Elway's 1.8 interception avoidance percentage was fourth in the AFC, but stands as the best in Denver history for any quarterback with more than 75 single-season attempts. In 1993 he set new personal and Denver records for total yards offensively (4,183), completions (348), passing yards (4,030), TD passes (25), and completion percentage (that 63.2 mark tied the figure set by Norris Weese in 1978). The 1993 season was Elway's first 4,000-yard campaign and his eighth 3,000-yard season. He also rushed for 153 yards. Elway was named the AFC Offensive Player of the Week twice and was named by his teammates as Denver's offensive MVP.

**1992:** Elway completed 174 of 316 passes for 2,242 yards, with 10 touchdowns and 17 interceptions. He gained 94 yards and scored twice on 34 rushing attempts. He missed games 11 through 14 because of a bruised tendon in his right shoulder, suffered while running for a first down against the Giants (11/15). Elway earned two AFC Offensive Player of the Week honors for the year.

**1991:** Elway completed 242 of 351 passes for 3,253 yards, a total ranked sixth in the AFC and ninth in the NFL, as he was voted to his fourth career Pro Bowl berth. He threw 12 touchdown passes and tied a career low with just 12 interceptions. He had 36 pass completions of 20+ yards, nine of 40+, five of 50+, and four of 60+. Elway was third on the team with 258 yards rushing, and his six TDs led the team and set a new career single season high. He was bothered throughout the second half of the season by a shoulder problem that was corrected by arthroscopic surgery in the 1992 offseason. Elway started both of Denver's playoff contests, completing 30 of 54 passes (55.6%) for 378 yards and one touchdown with two interceptions. He also rushed 10 times for 49 yards (4.9). Elway completed 11 of 21 passes for 121 yards and an interception before leaving the AFC Championship Game in the fourth quarter with a thigh injury.

**1990:** Elway completed 294 of 502 passes in 1990 (a .586 completion percentage that stood as the highest over the first 10 years of his career) for 3,526 yards, 15 touchdowns, and 14 interceptions. He gained 258 yards on 50 rushing attempts and scored three touchdowns on the ground.

**1989:** Elway led Denver to its third AFC Championship in four years and earned his third career Pro Bowl invitation. He completed 223 of 416 passes for 3,051 yards, with 18 touchdowns and 18 interceptions, and he rushed for 244 yards on 48 carries, scoring three times. Elway started all three Denver playoff games, including Super Bowl XXIV vs. San Francisco, and completed 42 of 82 passes (51.2%) for 732 yards and four touchdowns with three interceptions, while also rushing for 91 yards on 16 carries (5.7) with a long of 32 and one touchdown.

**1988:** Elway threw for 3,309 yards and rushed for 234 yards despite being bothered for most of the season by several nagging injuries. He was voted by teammates as Denver's most valuable offensive player for the fourth straight year, sharing the award with running back Sammy Winder, following a campaign in which he completed 274 of 496 passes, with 17 touchdowns and 19 interceptions to earn his second straight Pro Bowl invitation.

**1987:** Elway was named the NFL's Most Valuable Player (AP) and the AFC's starting quarterback in the Pro Bowl after turning in a tremendous season in 1987, a year in which he became the first AFC signal-caller since Terry Bradshaw (1978-79) to lead his team to consecutive conference crowns. Elway was named All-NFL (*The Sporting News*, NEA, AP-second team) and All-AFC (UPI, *Pro Football Weekly*, *The Football News*), in addition to being tabbed as the AFC MVP (NFLPA), AFC Player of the Year (*The Football News*), AFC Offensive Player of the Year (UPI, Kansas City 101 Club), and Colorado Pro Athlete of the Year (Colorado Sports Hall of Fame), as well as earning his second Pro Bowl invitation. He was voted the Broncos' offensive MVP for a regular season performance in which he completed 224 of 410 passes for 3,198 yards, an average of 267 yards per game, with 19 TD passes. He led all AFC quarterbacks in rushing for the fourth straight season was second on the team with a career-high 304 yards, scoring four times. Elway started all three of Denver's playoff contests, including Super Bowl XXII vs. Washington, and completed 42 of 89 passes (47.2%) for 797 yards and six touchdowns with five interceptions, while also rushing 18 times for 76 yards (4.2)

with a long of 21 and one touchdown. His 56-yard scoring strike to Ricky Nattiel on Denver's first play from scrimmage provided the earliest touchdown in Super Bowl history (elapsed time of 1:57).

**1986:** Elway led the Broncos to their first AFC Championship in nine seasons in 1986, while earning his first Pro Bowl berth. He was honored with the Seattle Gold Helmet Award (Professional Football Player of the Year) and received the King of the Hill award from the Colorado Sports Hall of Fame, in addition to being named honorable mention All-NFL (AP) and All-AFC (UPI-second team). Along with his 18 TD passes that year, Elway also scored on an 11-yard run and a 23-yard pass reception from Steve Sewell that is the longest TD catch by a full-time starting QB in NFL history. For the year he completed 280 of 504 passes (55.6%) for 3,485 yards and 19 touchdowns with 13 interceptions, while also rushing 52 times for 257 yards (4.9) with a long of 24 and one touchdown. In the postseason he added 805 more yards on 57 of 107 passing efficiency (53.3%), with three touchdowns and four interceptions, while rushing 15 times for 101 yards (6.7) with a long of 34 and two touchdowns. Elway directed one of the greatest drives in NFL postseason history in pacing Denver to a 23-20 overtime win over Cleveland for the AFC title. He completed 22 of 38 passes for 244 yards and a TD, that coming on a five-yard strike to Mark Jackson that capped a 15-play, 98-yard drive that tied the game at the end of regulation. In overtime Elway drove the team 60 yards in nine plays to the winning field goal.

**1985:** Elway took some spectacular steps forward in 1985, as he re-wrote the Denver record book. Elway set Broncos single season records for attempts (605, which led the NFL and fell just four passes short of the NFL record of 609 held by Dan Fouts), completions (327, second in the NFL), passing yards (3,891, second in the NFL), total rushing and passing plays (656, first in the NFL), and total offense (4,414, also first in the league).

**1984:** Elway led the Broncos to a 12-2 record in his 14 regular season starts in 1984. He completed 214 of 380 passes for 2,598 yards, with 18 TDs and 15 interceptions. Not only was his passing a factor in his leadership of the offense, but he finished third on the team in rushing with 237 yards.

**1983:** Elway started 10 games in 1983, including the first five before being replaced by Steve DeBerg, and five more after DeBerg was injured. While Elway did not have impressive stats as a rookie, finishing 17th among AFC passers, he carried a tremendous emotional burden, having come to the NFL as the most publicized college prospect since Joe Namath in 1965. Elway was the first player chosen in the 1983 draft and joined the Broncos by trade with Baltimore on May 2. The Broncos, in return, gave the Colts quarterback Mark Herrmann, the rights to OL Chris Hinton and a first-round pick in the 1984 Draft (G Ron Solt). He was also chosen by the Oakland Invaders in the 1983 USFL territorial draft.

**COLLEGE:** Elway concluded his college career with five major NCAA Division I-A records and nine major Pac-10 marks. He completed 62.1 percent of his career passes (774 of 1,243, both NCAA highs) for 9,349 yards and 77 touchdowns, while setting an NCAA record for the lowest percentage of passes intercepted in a career (3.13 percent). As a senior, Elway was a consensus All-American and finished second in Heisman Trophy balloting while setting virtually every Pac-10 and Stanford career record for total offense and passing. A two-sport star, he played baseball for the New York Yankees' Oneonta (N.Y.) single-A farm club in 1982, hitting for a .318 average and knocking in a team-high 25 RBI in 42 games. Elway, who batted left-handed and threw right-handed, was the Yankees' first selection in the 1981 summer draft (June 8). He hit .349 with nine homers and 50 RBI in 49 games in his final college baseball season as a sophomore. Elway has a degree in economics from Stanford.

**PERSONAL:** Elway officially announced his retirement from the Denver Broncos on May 2, 1999 in a press conference at the Inverness Hotel and Golf Club in suburban Denver. He is now President and Chief Executive Officer of the Colorado Crush of the Arena Football League, a franchise in which he is a co-owner along with Pat Bowlen and Stan Kroenke. The team was formed in June 2002, and began play in 2003. In addition to the considerable time he has spent on the football field, and with his various business endeavors, John has poured a great deal of energy into The Elway Foundation—an organization that contributes funds and resources to the prevention and treatment of child abuse. He owned and operated seven automobile franchises in the Denver area until selling them in late 1997, and now is associated with 17 John Elway AutoNation dealerships in the Denver area. A native of Port Angeles, Wash., Elway was the most highly recruited prep athlete in the nation in 1979 and was listed on *Parade*, *Scholastic Coach*, *Football News* and National Coaches Association All-America teams. He had an unparalleled football and baseball career at Granada Hills High School. John was 129 of 200 for 1,837 yards and 19 TDs as a senior, while leading the baseball team to the Los Angeles City championship with a .491 batting average and a 4-2 pitching record. He completed 60 percent of his high school passes for 5,711 yards and 49 touchdowns. The football field at Granada Hills High School was re-named in John's honor in a ceremony June 5, 1998. The Kansas City Royals selected him in the 18th round of the 1979 summer draft (June 5), although he already had signed a national letter of intent with Stanford. John's late father, Jack, coached his son in the East-West Shrine contest in which John earned Offensive MVP laurels. Jack retired from the Broncos in 2000 after seven years with the club, the last five as the Director of Pro Scouting. John has four children, including three daughters, Jessica Gwen (17), Jordan Marie (16) and Juliana (12), and a son, Jack (13).

### ELWAY'S REGULAR SEASON RECORD

PASSING													
Year	Club	G	S	Att.	Comp.	Pct.	Yds.	TD	%	Int.	%	LG	Sack
1983	Denver	11	10	259	123	47.5	1,663	7	2.7	14	5.4	49t	28
1984	Denver	15	14	380	214	56.3	2,598	18	4.7	15	3.9	73	24
1985	Denver	16	16	605	327	54.0	3,891	22	3.6	23	3.8	65t	38
1986	Denver	16	16	504	280	55.6	3,485	19	3.8	13	2.6	53	32
1987	Denver	12	12	410	224	54.6	3,198	19	4.6	12	2.9	72t	20
1988	Denver	15	15	496	274	55.2	3,309	17	3.4	19	3.8	86	30
1989	Denver	15	15	416	223	53.6	3,051	18	4.3	18	4.3	69	35
1990	Denver	16	16	502	294	58.6	3,526	15	3.0	14	2.9	66	43
1991	Denver	16	16	451	242	53.7	3,253	13	2.9	12	2.7	71	45
1992	Denver	12	12	316	174	55.1	2,242	10	3.2	17	5.4	80t	36
1993	Denver	16	16	551	348	63.2	4,030	25	4.5	10	1.8	63	39
1994	Denver	14	14	494	307	62.1	3,490	16	3.2	10	2.0	63	46
1995	Denver	16	16	542	316	58.3	3,970	26	4.8	14	2.6	62t	22
1996	Denver	15	15	466	287	61.6	3,328	26	5.6	14	3.0	51	26
1997	Denver	16	16	502	280	55.8	3,635	27	5.4	11	2.2	78	34
1998	Denver	13	12	356	210	59.0	2,806	22	6.2	10	2.8	58	18
<b>CAREER TOTAL</b>		<b>234</b>	<b>231</b>	<b>7,250</b>	<b>4,123</b>	<b>56.9</b>	<b>51,475</b>	<b>300</b>	<b>4.1</b>	<b>226</b>	<b>3.1</b>	<b>86</b>	<b>516</b>

RUSHING						SCORING					
Year	Club	Att.	Yds.	Avg.	LG	TD	TD	TDr	TDp	TDrt	2pt.
1983	Denver	28	146	5.2	23	1	1	1	0	0	—
1984	Denver	56	237	4.2	21	1	1	1	0	0	—
1985	Denver	51	253	5.1	22	0	0	0	0	0	—
1986	Denver	52	257	4.9	24	1	2	1	1	0	—
1987	Denver	66	304	4.6	29	4	4	4	0	0	—
1988	Denver	54	234	4.3	26	1	1	1	0	0	—
1989	Denver	48	244	5.1	31	3	3	3	0	0	—
1990	Denver	50	258	5.2	21	3	3	3	0	0	—
1991	Denver	55	255	4.6	17t	6	6	6	0	0	—
1992	Denver	34	94	2.8	9	2	2	2	0	0	—
1993	Denver	44	153	3.5	18	0	0	0	0	0	—
1994	Denver	58	235	4.1	22	4	4	4	0	0	—
1995	Denver	41	176	4.3	25	1	1	1	0	0	—
1996	Denver	50	249	5.0	22	4	4	4	0	0	—
1997	Denver	50	218	4.4	23	1	1	1	0	0	—
1998	Denver	37	94	2.5	16	1	1	1	0	0	—
<b>CAREER TOTAL</b>		<b>774</b>	<b>3,407</b>	<b>4.4</b>	<b>31</b>	<b>33</b>	<b>34</b>	<b>33</b>	<b>1</b>	<b>0</b>	<b>206</b>

### ELWAY'S POSTSEASON RECORD

PASSING													
Year	Club	G	S	Att.	Comp.	Pct.	Yds.	TD	%	Int.	%	LG	Sack
1983	Denver	1	0	15	10	66.7	123	0	0.0	1	6.7	31	0
1984	Denver	1	1	37	19	51.3	184	2	5.4	2	5.4	21	4
1986	Denver	3	3	107	57	53.3	805	3	2.8	4	3.7	54	6
1987	Denver	3	3	89	42	47.2	797	6	6.7	5	5.6	80t	8
1989	Denver	3	3	82	42	51.2	732	4	4.9	3	3.7	70t	6
1991	Denver	2	2	54	30	55.6	378	1	1.9	2	3.7	44	3
1993	Denver	1	1	47	29	61.7	302	3	6.4	1	2.1	25	1
1996	Denver	1	1	38	25	65.8	226	2	5.3	0	0.0	18t	1
1997	Denver	4	4	96	56	58.3	726	3	3.1	2	2.1	43t	6
1998	Denver	3	3	86	45	52.3	691	3	3.5	1	1.2	80t	4
<b>CAREER TOTAL</b>		<b>22</b>	<b>21</b>	<b>651</b>	<b>355</b>	<b>54.5</b>	<b>4,964</b>	<b>27</b>	<b>4.1</b>	<b>21</b>	<b>3.2</b>	<b>80t</b>	<b>39</b>

RUSHING						SCORING					
Year	Club	Att.	Yds.	Avg.	LG	TD	TD	TDr	TDp	TDrt	2pt.
1983	Denver	3	16	5.3	11	0	0	0	0	0	—
1984	Denver	4	16	4.0	13	0	0	0	0	0	—
1986	Denver	15	101	6.7	34	2	2	2	0	0	—
1987	Denver	18	76	4.2	21	1	1	1	0	0	—
1989	Denver	16	91	5.7	32	1	1	1	0	0	—
1991	Denver	10	49	4.9	15	0	0	0	0	0	—
1993	Denver	5	23	4.6	6	0	0	0	0	0	—
1996	Denver	5	30	6.0	19	0	0	0	0	0	—
1997	Denver	9	25	2.8	10	1	1	1	0	0	—
1998	Denver	9	34	3.8	11	1	1	1	0	0	—
<b>CAREER TOTAL</b>		<b>94</b>	<b>461</b>	<b>4.9</b>	<b>34</b>	<b>6</b>	<b>6</b>	<b>6</b>	<b>0</b>	<b>0</b>	<b>36</b>

**ADDITIONAL STATISTICS:** Fumbled six times and recovered three fumbles for minus one yard in 1983; fumbled 14 times and recovered seven fumbles, 1984; fumbled seven times and recovered three fumbles, 1985; fumbled seven times and recovered one fumble for minus four yards, caught one pass for 23 yards and a touchdown, 1986; fumbled twice, punted once for 31 yards, 1987; fumbled seven times, recovered five fumbles, punted three times for 117 yards, 1988; fumbled nine times, recovered two fumbles, and punted once for 34 yards; fumbled eight times, recovered one fumble, punted once for 37 yards, 1990; fumbled 11 times, recovered two fumbles, and caught a 24-yard pass, 1991; fumbled 12 times, recovered one fumble, 1992; fumbled 13 times, recovered nine fumbles for minus three yards, 1993; fumbled 11 times, recovered two for minus five yards, 1994; fumbled nine times, recovered one fumble, 1995; fumbled six times, recovered two fumbles, 1996; fumbled nine times, 1997; fumbled seven times, recovered two fumbles and caught one pass for 14 yards (from Rod Smith), 1998. Receiving Totals: 3-61 (20.3), with a long of 24.

### ELWAY'S SINGLE-GAME HIGHS

(Postseason in Parenthesis)

**Most Pass Attempts** — 59 at Green Bay, 10/10/93 (47 at L.A. Raiders, 1/9/94). **Most Pass Completions** — 36 vs. San Diego, 9/4/94 (29 at L.A. Raiders, 1/9/94). **Most Yards Passing** — 432 at Seattle, 12/20/85 (385 vs. Cleveland, 1/14/90). **Highest Comp. Pct.** — .916 (11 of 12) at L.A. Raiders (.667 vs. Jacksonville [16 of 24], 12/27/97 and at Seattle [10 of 15], 12/24/83). **Most TD Passes** — 5 vs. Minnesota, 11/18/84 (3 at L.A. Raiders, 1/9/94, vs. Cleveland, 1/14/90 and vs. Cleveland, 1/17/88). **Most INTs** — 5 vs. Kansas City 12/14/85 (3 vs. Washington, 1/31/88). **Longest Pass Completion** — 80t to Marshall vs. N.Y. Jets, 11/8/92 (80t to R. Smith vs. Atlanta, 1/31/99 and to M. Jackson vs. Cleveland, 1/17/88). **Most Rushing Attempts** — 11, vs. Kansas City, 12/18/87 (11 vs. Cleveland, 1/17/88). **Most Rushing Yards** — 70 at Oakland, 11/4/96 (56 at Cleveland, 1/11/86). **Most Rushing TDs** — 2 vs. Detroit, 11/1/87 and Cincinnati, 9/1/91 (1, six times). **Longest run** — 31 at Buffalo, 9/18/89 (34 at Cleveland, 1/11/87). **Most Combined Rushing and Passing Yards** — 432 (0 rush, 432 pass) at Seattle, 12/20/85 (424 [39 rush, 385 pass] vs. Cleveland, 1/14/90).

### JOHN ELWAY'S 300-YARD PASSING GAMES (40; INCLUDES 4 POSTSEASON)

(Denver victories asterisked)

Opponent (Date)	Att.	Comp.	Yds.	Pct.	TD	INT	S/Yds.	Att.	Yds.	Avg.	LG	TD	Notes
vs Baltimore* (12/11/83)	44	23	345	.523	3	0	5/38	2	23	7.7	14	0	
vs New England* (11/4/84)	40	26	315	.650	3	1	3/24	4	3	0.8	4	0	
vs New Orleans* (9/15/85)	43	28	353	.651	4	1	3/26	3	2	0.7	4	0	
vs Kansas City* (12/14/85)	37	22	301	.595	1	5	0/0	6	4	0.7	3	0	
at Seattle* (12/20/85)	42	24	432	.571	1	0	5/47	0	0	0.0	0	0	
vs Seattle* (10/26/86)	32	18	321	.563	1	1	0/0	7	-6	-0.9	7	0	
at NY Giants (11/26/86)	47	29	336	.617	0	2	2/11	8	51	6.4	13	0	
vs NY Giants (1/25/87)	37	22	304	.595	1	1	3/26	6	27	4.5	10	1	Super Bowl XXI
vs Seattle* (9/13/87)	32	22	338	.688	4	1	0/0	4	16	4.0	7	0	
vs Chicago* (11/16/87)	40	21	341	.525	3	2	0/0	5	35	7.0	19	0	
at San Diego* (11/29/87)	32	21	347	.656	3	1	0/0	6	40	6.7	29	0	
at Seattle (12/13/87)	42	21	335	.500	1	2	4/20	3	12	4.0	5	0	
at LA Raiders (12/4/88)	49	29	324	.592	2	3	3/27	2	13	6.5	7	0	
at Seattle* (10/22/89)	35	18	344	.514	2	0	4/28	3	3	1.0	3	0	
vs. Cleveland* (1/14/90)	36	20	385	.556	3	0	1/8	5	39	7.8	25	0	AFC Championship
at Indianapolis* (10/21/90)	30	21	317	.700	2	0	3/24	3	3	1.0	5	0	
at Kansas City (12/9/90)	36	24	328	.667	2	1	5/28	1	12	12.0	12	0	
at Houston (10/6/91)	42	24	301	.571	2	1	5/54	1	10	10.0	10	0	
vs. Kansas City* (10/4/92)	38	23	311	.605	2	0	5/32	4	8	2.0	6	0	
at Kansas City (9/20/93)	45	28	300	.622	1	1	0/0	1	0	0.0	0	0	
at Green Bay (10/10/93)	59	33	367	.559	1	1	4/34	5	27	5.4	11	0	
at LA Raiders (1/2/94)	36	25	361	.694	3	0	0/0	2	21	10.5	18	0	
at LA Raiders (1/9/94)	47	29	302	.617	3	1	1/5	5	23	4.6	6	0	AFC Wild Card
vs. San Diego (9/4/94)	46	36	371	.783	3	2	4/30	1	1	1.0	1	0	
at N.Y. Jets (9/11/94)	42	29	319	.690	1	1	1/3	1	2	2.0	2	0	
vs. Cleveland* (10/30/94)	41	30	349	.732	2	0	1/6	2	14	7.0	12	0	
vs. Atlanta* (11/20/94)	42	27	382	.643	2	1	5/46	6	17	2.8	11	1	
vs. Buffalo* (9/3/95)	41	22	317	.537	0	1	2/18	4	29	7.3	15	0	
vs. Washington* (9/17/95)	47	30	327	.638	2	0	1/9	6	22	3.7	11	0	
vs. Oakland* (10/16/95)	46	23	324	.500	2	0	2/20	3	29	9.7	14	0	
at Houston (11/26/95)	41	27	332	.659	2	2	0/0	0	0	0.0	0	0	
at Oakland* (12/24/95)	41	24	320	.585	2	1	2/13	4	10	2.5	4	0	
at Cincinnati* (9/29/96)	37	23	335	.626	2	1	5/47	2	-1	-0.5	-1	0	
vs. San Diego* (10/6/96)	41	32	323	.780	4	1	1/11	8	37	4.6	14	0	
vs. Baltimore* (10/20/96)	39	25	326	.641	3	1	0/0	2	1	5.5	9t	1	
at Minnesota* (11/24/96)	36	27	334	.750	2	1	3/25	2	8	4.0	8	0	
at Oakland (10/19/97)	46	26	309	.565	1	0	3/15	5	48	9.6	16	0	
vs. Kansas City* (12/6/98)	32	22	400	.688	2	1	2/17	4	5	1.3	8	0	
vs. Seattle* (12/27/98)	36	26	338	.722	4	0	2/22	4	8	2.0	11	0	
vs. Atlanta* (1/31/99)	29	18	336	.621	1	1	0/0	3	2	0.7	3t	1	Super Bowl XXXIII

## JOHN ELWAY POSTSEASON GAME-BY-GAME

(Denver victories asterisked)

Opponent (Date)	S/P	Att.	Comp.	Yds.	Pct.	TD	INT	S/Yds.	Att.	Yds.	Avg.	LG	TD	Notes
at Seattle (12/24/83)	P	15	10	123	.667	0	1	0/0	3	16	5.3	11	0	AFC Wild Card
vs Pittsburgh (12/30/84)	S	37	19	184	.513	2	2	4/37	4	16	4.0	13	0	AFC Div. Playoff
vs New Eng.* (1/4/87)	S	32	13	257	.406	1	2	1/4	5	18	3.6	22	1	AFC Div. Playoff
at Cleveland* (1/11/87)	S	38	22	244	.579	1	1	2/19	4	56	14.0	34	0	AFC Championship
vs NY Giants (1/25/87)	S	37	22	304	.595	1	1	3/26	6	27	4.5	10	1	Super Bowl XXI
vs Houston* (1/10/88)	S	25	14	259	.560	2	1	1/4	4	8	2.0	4	1	AFC Div. Playoff
vs Cleveland* (1/17/88)	S	26	14	281	.538	3	1	2/25	11	36	3.3	11	0	AFC Championship
vs Washington (1/31/88)	S	38	14	257	.368	1	3	5/50	3	32	10.7	21	0	Super Bowl XXII
vs. Pittsburgh* (1/7/90)	S	20	12	239	.600	1	1	1/13	7	44	6.3	32	0	AFC Div. Playoff
vs. Cleveland* (1/14/90)	S	36	20	385	.556	3	0	1/8	5	39	7.8	25	0	AFC Championship
vs. San Fran. (1/28/90)	S	26	10	108	.385	0	2	4/30	4	8	2.0	3	1	Super Bowl XXIV
vs. Houston* (1/4/92)	S	33	19	257	.576	1	1	0/0	6	39	6.5	15	0	AFC Div. Playoff
at Buffalo (1/12/92)	S	21	11	121	.524	0	1	3/24	4	10	2.5	7	0	AFC Championship
at LA Raiders (1/9/94)	S	47	29	302	.617	3	1	1/5	5	23	4.6	6	0	AFC Wild Card
vs. Jacksonville (1/4/97)	S	38	25	226	.658	2	0	1/1	5	30	6.0	19	0	AFC Div. Playoff
vs. Jacksonville* (12/27/97)	S	24	16	223	.667	1	0	3/22	1	0	0.0	0	0	AFC Wild Card
at Kansas City* (1/4/98)	S	19	10	170	.526	0	0	1/7	1	-1	-1.0	-1	0	AFC Div. Playoff
at Pittsburgh* (1/11/98)	S	31	18	210	.581	2	1	2/15	2	9	4.5	10	0	AFC Championship
vs. Green Bay* (1/25/98)	S	22	12	123	.545	0	1	0/0	5	17	3.4	10	1	Super Bowl XXXII
vs. Miami* (1/9/99)	S	23	14	182	.609	1	0	1/8	3	19	6.3	11	0	AFC Div. Playoff
vs. New York Jets* (1/17/99)	S	34	13	173	.382	1	0	3/20	3	13	4.3	9	0	AFC Championship
vs. Atlanta* (1/31/99)	S	29	18	336	.621	1	1	0/0	3	2	0.7	3t	1	Super Bowl XXXIII
<b>PLAYOFF TOTALS</b>		<b>22/21</b>	<b>651</b>	<b>355</b>	<b>4,964</b>	<b>.545</b>	<b>27</b>	<b>21</b>	<b>39/318</b>	<b>94</b>	<b>461</b>	<b>4.9</b>	<b>34</b>	<b>6</b>

## JOHN ELWAY'S TOUCHDOWN TARGETS

### REGULAR SEASON (300 TDs, 41 DIFFERENT PLAYERS)

42 — Shannon Sharpe	2 — Vance Johnson
35 — Vance Johnson	3 — Rod Smith
23 — Ed McCaffrey	2 — Howard Griffith, Mark Jackson, Clarence Kay, Ed McCaffrey, Ricky Nattiel, Shannon Sharpe, Sammy Winder
21 — Mark Jackson, Anthony Miller	1 — Reggie Johnson, Orson Mobley, Derek Russell, Steve Watson, Jim Wright, Michael Young
19 — Rod Smith	
16 — Steve Watson	
10 — Steve Sewell	
9 — Butch Johnson	
8 — Clarence Kay, Clint Sampson, Michael Young	
7 — Gene Lang, Sammy Winder	
6 — Glyn Milburn, Ricky Nattiel	
5 — Derek Russell, Gerald Willhite	
4 — Terrell Davis, Orson Mobley, Mike Pritchard	
3 — Jerry Evans, Willie Green, Reggie Johnson, Arthur Marshall	
2 — Melvin Bratton, Aaron Craver, Rick Massie, Jim Wright	
1 — Ray Alexander, Jeff Campbell, Dwayne Carswell, Howard Griffith, Bobby Humphrey, Jesse Myles, Rick Parros, Reggie Rivers, Mike Sherrard, Detron Smith, Dave Studdard, Cedric Tillman	

### POSTSEASON (27 TDs, 15 DIFFERENT PLAYERS)

4 — Vance Johnson
3 — Rod Smith
2 — Howard Griffith, Mark Jackson, Clarence Kay, Ed McCaffrey, Ricky Nattiel, Shannon Sharpe, Sammy Winder
1 — Reggie Johnson, Orson Mobley, Derek Russell, Steve Watson, Jim Wright, Michael Young

## JOHN ELWAY'S CAREER DRIVE ENGINEERING

Season	Drives Started			Drives Ended by			Points Yielded			Points/Drive			Quarterback Drive Efficiency*		
	TD	FG	FGA	PNT	DWN	TRN	SAF	CLK	RPL	Yds	TD	Yds	Pct	TD	Yds
1983.....	108	11	8	1	52	4	23	0	7	2	101	0.94	17.6%	20.2%	
1984.....	162 #	29	16	5	70	1	26	0	15	1	248	1.53	27.8%	34.2%	
1985.....	215	42	23	15	92	4	29	0	9	1	360	1.67	30.2%	39.0%	
1986.....	187	38	20	8	81	2	23	2	13	0	325	1.74	31.0%	37.9%	
1987.....	139	34	17	7	47	4	21	0	9	0	289	2.08	36.7%	44.6%	
1988.....	171	30	20	12	63	5	29	1	11	0	270	1.58	29.2%	38.8%	
1989.....	163	32	24	5	66	4	25	0	7	0	296	1.81	34.3%	39.1%	
1990.....	169	34	22	9	59	4	29	0	11	1	302	1.79	33.1%	41.4%	
1991.....	176	29	26	9	73	6	21	0	11	1	280	1.59	31.3%	39.0%	
1992.....	132	18	15	4	59	2	26	0	8	0	171	1.30	25.0%	29.8%	
1993.....	185	41	26	9	66	7	21	1	14	0	364	1.97	36.2%	44.4%	
1994.....	160	31	25	7	57	8	22	0	10	0	290	1.81	35.0%	39.2%	
1995.....	167	40	29	7	50	5	28	0	8	0	368	2.20	41.3%	45.4%	
1996.....	158	45	18	6	53	2	22	0	10	2	372	2.35	39.9%	45.0%	
1997.....	180	44	28	11	59	6	20	0	12	0	395	2.19	40.0%	49.4%	
1998.....	136	40	15	4	45	3	15	0	12	2	323	2.38	40.4%	48.4%	
<b>TOTALS.....</b>	<b>2,608</b>	<b>538</b>	<b>332</b>	<b>119</b>	<b>992</b>	<b>67</b>	<b>380</b>	<b>4</b>	<b>167</b>	<b>10</b>	<b>4,754</b>	<b>1.82</b>	<b>33.4%</b>	<b>40.7%</b>	

(\*—the second number is the percentage the quarterback has put his team in position to score, allowing for missed field goal and subtracting those drives ended by the clock and replaced due to injury. #—drives for 1984 add to one more than drives started because Elway replaced Kubiak on one drive.)

### DRIVE-ENGINEERING NOTES:

- For his career, he directed Denver to scores in better than 3 in 10 drives; when you adjust the figure as stated above, the figures work to just over 40 in 100).
- In 2,608 career drives started, he was replaced only 10 times due to injury (based on if a replacement QB earned at least one first down on the drive; that's 0.383 percent, or 3.83 in 1,000).
- As far as drive efficiency is concerned, Elway had his best seasons in 1995 and '98.

## JOHN ELWAY'S FOURTH-QUARTER HEROICS

In his career (1983-98) John Elway engineered 47 fourth-quarter or overtime, game-saving or game-winning drives for the Broncos, and the team had a record of 46-0-1 in those contests. Those games include:

- 40 fourth-quarter or overtime, game-winning drives (marked on the following page with an asterisk). The Broncos scored the winning points 23 times with fewer than three minutes remaining, 21 times under two minutes and 13 times with less than a minute left.
- seven fourth-quarter, game-tying drives. Denver went on to win six of those contests in regulation or overtime, and one game ended in a tie. The Broncos won in regulation vs. New England (11/4/84) and at Seattle (12/20/85). In overtime, Elway directed the game-winning drive in the AFC Championship Game at Cleveland (1/11/87), while the defense and special teams set up OT wins vs. San Diego (11/17/85), at San Francisco (10/9/88) and at Seattle (10/22/89). The game at Green Bay (9/20/87) ended in a tie.

### JOHN ELWAY'S FOURTH-QUARTER HEROICS — GAME-BY-GAME

- \***Dec. 11, 1983 vs. Baltimore** — Throws three fourth-quarter TD passes, the last a 26-yarder to Gerald Willhite with 0:44 left in 21-19 win.
- Nov. 4, 1984 vs. New England** — Directs 8-play, 78-yard drive for seven-yard TD pass to Butch Johnson with 4:03 left to tie score at 19-19; Dennis Smith returns a fumble 64 yards for TD with 1:45 left in a 26-19 win.
- \***Nov. 11, 1984 at San Diego** — Directs 10-play, 77-yard drive for Sammy Winder one-yard TD run with 0:38 left in 16-13 win.
- \***Dec. 9, 1984 vs. San Diego** — Directs 12-play, 40-yard drive for Rich Karlis field goal with 2:08 left in 16-13 win.
- \***Sept. 22, 1985 at Atlanta** — Directs three scoring drives (two TDs, one FG) in fourth quarter, erasing 28-27 deficit, in 44-28 win.
- \***Nov. 11, 1985 vs. San Francisco** — Directs 9-play, 63-yard drive for Rich Karlis 24-yard field goal with 1:27 left in 17-16 win.
- Nov. 17, 1985 vs. San Diego** — Directs 7-play, 48-yard drive for Rich Karlis 34-yard field goal with 0:05 left to tie San Diego; Denver wins 30-24 on Louis Wright's 60-yard TD return of a blocked field goal on OT.
- \***Dec. 1, 1985 at Pittsburgh** — Directs 7-play, 58-yard drive for Steve Sewell two-yard TD run with 1:45 left, taking a 24-23 lead; Mike Harden returns an interception 42 yards for a score for 31-23 win.
- \***Dec. 14, 1985 vs. Kansas City** — Directs 8-play, 59-yard drive for Sammy Winder one-yard TD run with 0:22 left in 14-13 win.
- Dec. 20, 1985 at Seattle** — Directs 8-play, 80-yard drive for Steve Sewell one-yard run to tie game at 24-24 with 2:35 remaining; then passes for 27 yards to start a five-play, 34-yard drive (Gary Kubiak takes over when Elway is injured) for a Rich Karlis 43-yard field goal with 0:55 remaining in 27-24 win.
- \***Sept. 7, 1986 vs. L.A. Raiders** — Directs 9-play, 39-yard drive for seven-yard pass to Gene Lang with 5:11 left in 38-36 win.
- Jan. 11, 1987 at Cleveland (AFC Championship Game)** — Directs 15-play, 98-yard drive for five-yard TD pass to Mark Jackson with 0:39 left to tie game 20-20; in Denver's first OT possession, directs 60-yard drive for Rich Karlis 33-yard FG in 23-20 win.
- Sept. 20, 1987 at Green Bay** — Directs 18-play, 80-yard drive for Steve Sewell one-yard run with 5:53 remaining to tie game at 17-17; game ends in an overtime tie.
- \***Nov. 16, 1987 vs. Chicago** — Directs 8-play, 61-yard drive for Steve Sewell four-yard TD run with 4:58 left in 31-29 win.
- \***Dec. 6, 1987 vs. New England** — Directs 6-play, 74-yard drive for two-yard TD pass to Mark Jackson with 12:41 left for 24-20 lead; Mark Haynes later returns an interception for 14 yards and a score in 31-20 win.
- \***Jan. 17, 1988 vs. Cleveland (AFC Championship Game)** — Directs 5-play, 75-yard drive for 20-yard TD pass to Sammy Winder with 4:01 left for 38-31 lead; after safety and Ernest Byner fumble, Denver wins 38-33.
- Oct. 9, 1988 at San Francisco** — Directs 9-play, 58-yard drive for eight-yard TD pass to Vance Johnson with 8:37 left to tie game 13-13; Broncos win in overtime when Steve Wilson's interception sets up Rich Karlis 22-yard field goal 8:11 into overtime.
- \***Oct. 8, 1989 vs. San Diego** — Directs 11-play, 74-yard drive for Bobby Humphrey 17-yard TD run with 1:03 left in 16-10 win.
- Oct. 22, 1989 at Seattle** — Throws 54-yard TD pass to Vance Johnson with 2:19 left (only play of drive) to tie game 21-21; Dennis Smith interception sets up David Treadwell's 27-yard field goal at 7:14 of OT for 24-21 win.
- \***Nov. 12, 1989 at Kansas City** — Directs 10-play, 72-yard drive for David Treadwell 26-yard FG with 0:01 left in 16-13 win.
- \***Jan. 7, 1990 vs. Pittsburgh (AFC Divisional Playoff)** — Directs 9-play, 71-yard drive for Melvin Bratton one-yard run with 2:27 left in 24-23 win.
- \***Sept. 17, 1990 vs. Kansas City** — Directs 10-play, 79-yard drive for David Treadwell 22-yard FG with 0:00 left for 24-23 win.
- \***Oct. 21, 1990 at Indianapolis** — Directs 9-play, 58-yard drive for David Treadwell 42-yard FG to break tie with 3:45 left; then directs five-play, 56-yard drive for Steve Sewell two-yard run with 1:41 left in 27-17 win.
- \***Oct. 20, 1991 vs. Kansas City** — Directs 7-play, 70-yard drive for David Treadwell 27-yard field goal with 2:37 left in 19-16 win.
- \***Oct. 27, 1991 at New England** — Directs 9-play, 42-yard drive for David Treadwell 34-yard field goal with 1:56 left in 9-6 win.
- \***Dec. 8, 1991 at Cleveland** — Directs 16-play, 64-yard drive for six-yard TD pass to Vance Johnson with 8:54 left to break 7-7 tie; then directs six-play, 66-yard drive for David Treadwell 37-yard field goal with 3:29 remaining in 17-7 win.
- \***Dec. 15, 1991 vs. Phoenix** — Directs 6-play, 66-yard drive for Elway's four-yard TD run with 1:46 left in 24-19 win.
- \***Jan. 4, 1992 vs. Houston (AFC Divisional Playoff)** — Directs 12-play, 87-yard drive for David Treadwell 28-yard field goal with 0:20 left in 26-24 win.
- \***Sept. 6, 1992 vs. L.A. Raiders** — Directs 7-play, 85-yard drive for Reggie Rivers one-yard TD run with 0:55 left in 17-13 win.
- \***Oct. 4, 1992 vs. Kansas City** — Directs 14-play, 80-yard drive for 25-yard pass to Mark Jackson with 1:55 left to pull Denver within six points at 19-13; after a 28-yard punt return, directs a three-play, 27-yard drive for a 12-yard TD pass to Vance Johnson with 0:38 left in 20-19 win.



## JOHN ELWAY'S FOURTH-QUARTER HEROICS, CONT.

- \***Oct. 18, 1992 vs. Houston** — Directs 3-play, 80-yard drive for Reggie Rivers' 20-yard TD run with 1:34 left in 27-21 win.
- \***Dec. 12, 1993 vs. Kansas City** — Directs three-play, 11-yard drive for six-yard TD pass to Shannon Sharpe with 10:34 left in 27-21 win.
- \***Oct. 23, 1994 at San Diego** — Directs 4-play, four-yard drive to set up Jason Elam's 54-yard field goal with 10:02 remaining that put Denver ahead 17-15; then directed a nine-play, 66-yard drive to set up Elam for a 25-yard field goal that provided the final score of 20-15 with 4:07 remaining.
- \***Nov. 20, 1994 vs. Atlanta** — Directs 10-play, 73-yard drive for 32-yard TD pass to Anthony Miller to pull Denver within 28-25 with 10:19 remaining; then drove the Broncos 57 yards in 10 plays, capping the drive with a four-yard TD run to put Denver ahead to stay 32-28 with 1:56 remaining.
- \***Sept. 17, 1995 vs. Washington** — Directs 8-play, 80-yard drive that culminated with a 43-yard TD strike to Rod Smith on the final play of the game (play started at 0:06), breaking a 31-31 tie and giving Denver a 38-31 win. The drive began on the Broncos' 20-yard line with 1:07 remaining.
- \***Nov. 19, 1995 vs. San Diego** — Directs 7-play, 53-yard drive to set up Jason Elam's game-winning 32-yard field goal, breaking a 27-27 tie, and lifting Denver to a 30-27 win. The drive began on the Broncos' 33-yard line with 3:43 remaining.
- \***Dec. 24, 1995 at Oakland** — Directs 12-play, 79-yard drive to set up Jason Elam's 27-yard field goal to pull Denver to within 28-20 with 12:47 remaining; then drove the Broncos 87 yards in 13 plays, culminating with a four-yard TD pass to Ed McCaffrey — on which Elway ran in for the two-point conversion — to tie the score at 28-28 with 5:46 remaining; then drove 53 yards in nine plays to set up Elam's game-winning 37-yard field goal with 0:48 remaining, giving Denver the 31-28 victory.
- \***Sept. 15, 1996 vs. Tampa Bay** — Directs 14-play, 80-yard drive over an 8:11 span, capped by Terrell Davis' three-yard run with 3:32 remaining, giving Denver a 27-23 win.
- \***Oct. 20, 1996 vs. Baltimore** — Directs 10-play, 57-yard yard drive in 4:31, culminating with a 6-yard touchdown pass to Ed McCaffrey, to put Denver ahead 38-34 with 10:57 remaining. He later led the club 15 yards in three plays, capped by his own 9-yard touchdown run with 1:16 remaining, to provide the final margin of 45-34.
- \***Nov. 4, 1996 at Oakland** — Directs 6-play, 73-yard drive over a 47-second span, culminating with a 49-yard touchdown pass to Rod Smith with 4:14 remaining to erase a 21-16 Raiders lead and lift Denver to a 22-21 win.
- \***Nov. 24, 1996 at Minnesota** — Directs 11-play, 84-yard drive in 5:02, capped by a five-yard touchdown pass to Ed McCaffrey with 19 seconds remaining that was tipped three times by Vikings defenders, to give Denver a 21-17 win.
- \***Oct. 26, 1997 at Buffalo** — Directs 9-play, 43-yards drive in 4:47 during overtime to set up a 33-yard Jason Elam field goal with 1:56 remaining on the clock, giving Denver a 23-20 win.
- \***Nov. 2, 1997 vs. Seattle** — Directs 8-play, 69-yard drive in 4:34 to set up a 22-yard Jason Elam field goal with 7:28 remaining, breaking a 27-27 tie and giving Denver a 30-27 win.
- \***Jan. 4, 1998 at Kansas City (AFC Divisional Playoff)** — Directs 6-play, 49-yard drive in 2:38, capped by a 1-yard Terrell Davis touchdown run with 12:32 remaining to give Denver a 14-10 AFC Divisional Playoff victory. Key to the drive was Elway's 43-yard strike to Ed McCaffrey that set up the Broncos at the Chiefs' 1-yard line.
- \***Jan. 25, 1998 vs. Green Bay (Super Bowl XXXII)** — Directs 5-play, 49-yard drive in 1:42, culminating in a 1-yard Terrell Davis touchdown run with 1:45 remaining to break a 24-24 tie and give Denver a 31-24 win to claim its first World Championship. Key to the drive was a screen pass to fullback Howard Griffith that covered 23 yards and put Denver at the Green Bay 8-yard line.
- \***Nov. 1, 1998 at Cincinnati** — Directs 5-play, 53-yard drive in 1:56, culminating in a 5-yard Terrell Davis touchdown run with 58 seconds remaining to break a 26-26 tie and give Denver a 33-26 win. Key to the drive was a 38-yard kickoff return by Vaughn Hebronn to stake the Broncos with good field position.
- \***Dec. 6, 1998 vs. Kansas City** — Directs 5-play, 50-yard drive in 2:39, capped by a 24-yard touchdown pass to Shannon Sharpe with 3:34 remaining to give Denver a 35-31 lead that would hold up for the win — Denver's 13th in a row to begin the season (tied for second-best all-time) and 18th in a row overall, dating back to the 1997 season (tied for the longest streak in NFL history, regular and postseason combined).

## ALL-TIME PRO FOOTBALL PASSING LEADERS

PASSING YARDS			TOUCHDOWN PASSES		
No.	PLAYER	YARDS	No.	PLAYER	TDs
1.	Dan Marino	61,361	1.	Dan Marino	420
2.	John Elway	51,475	2.	Fran Tarkenton	342
3.	Warren Moon	49,325	3.	Brett Favre*	314
4.	Fran Tarkenton	47,003	4.	John Elway	300
5.	Dan Fouts	43,040	5.	Warren Moon	291
6.	Brett Favre*	42,285	6.	Johnny Unitas	290
7.	Joe Montana	40,551	7.	Joe Montana	273
8.	Johnny Unitas	40,239	8.	Dave Krieg	261
9.	Vinny Testaverde*	39,558	9.	Sonny Jurgensen	255
10.	Dave Krieg	38,147	10.	Dan Fouts	254

PASS ATTEMPTS			PASS COMPLETIONS		
No.	PLAYER	ATT.	No.	PLAYER	COMP.
1.	Dan Marino	8,358	1.	Dan Marino	4,967
2.	John Elway	7,250	2.	John Elway	4,123
3.	Warren Moon	6,823	3.	Warren Moon	3,988
4.	Fran Tarkenton	6,467	4.	Fran Tarkenton	3,686
5.	Brett Favre*	5,993	5.	Brett Favre*	3,652

\* active player

## ALL-TIME PRO FOOTBALL TOTAL OFFENSE LEADERS

Player	Yards	(Passing / Rushing)
1. Dan Marino	61,448	(61,361 passing / 87 rushing)
2. John Elway	54,882	(51,475 passing / 3,407 rushing)
3. Warren Moon	51,061	(49,325 passing / 1,736 rushing)
4. Fran Tarkenton	50,677	(47,003 passing / 3,674 rushing)
5. Brett Favre*	43,917	(42,285 passing / 1,632 rushing)

\* active player

## ELWAY RANKS AMONG ALL-TIME TOUCHDOWN LEADERS

With his five-yard touchdown pass to Rod Smith in the second quarter at San Diego, Nov. 30, 1997, QB John Elway moved past Johnny Unitas into third place all-time in total touchdowns. He retired trailing only Dan Marino and Fran Tarkenton among players with 300 or more career total touchdowns:

PLAYER	TOTAL TOUCHDOWNS	PASSING TOUCHDOWNS	RUSHING TOUCHDOWNS	RECEIVING TOUCHDOWNS
1. Dan Marino	428	420	8	0
2. Fran Tarkenton	374	342	32	0
3. John Elway	334	300	33	1
4. Brett Favre*	326	314	12	0
5. Warren Moon	312	290	22	0

\* active player

## NFL LEADERS, MOST 3,000-YARD PASSING SEASONS

NAME	3,000-YARD SEASONS	YEARS WITH 3,000 YARDS	NFL SEASONS	CAREER YDS.
Dan Marino, Miami	13	1984-92, 94-95, 97-98	17	61,448
John Elway, Denver	12	1985-91, 1993-97	16	51,475
Brett Favre, Green Bay*	11	1992-2002	12	43,917
Warren Moon, Hou./Minn./Sea./K.C.	9	1984, 86, 89-91, 93-95, '97	16	49,117
Joe Montana, S.F./K.C.	8	1981, 1983-85, '87, 1989-90, '94	14	40,551
Jim Kelly, Buffalo	8	1986, 88-89, 91-95	11	35,467
Drew Bledsoe, New England/Buffalo*	8	1994-2000, 2002	10	34,016

\* active player

## ELWAY PUT BRONCOS AMONG THE WINNERS

During the course of John Elway's 16-year career with the Broncos, the club boasted the best record in the AFC and the second-best record in the NFL with 161 victories. Elway started in 148 of those victories (91.9%), an NFL record for most wins by a starting quarterback.

### TOP FIVE RECORDS OF NFL TEAMS, 1983-98

(Regular Season Only)

TEAM	W	L	T	PCT.
1. San Francisco	192	62	1	.755
2. Denver	161	93	1	.633
3. Miami	154	101	0	.604
4. Washington	144	110	1	.567
5. Chicago	143	112	0	.561

## GREATNESS MEASURED IN VICTORY

John Elway became the NFL's winningest all-time starting quarterback late in the 1996 season (Dec. 15 vs. Raiders), passing Fran Tarkenton (125), and retired with 148 wins to his credit during his magnificent career. Miami's Dan Marino is second with 147. Included in that record is a remarkable 94-23 (.803) mark at home. Elway had at least a .500 record against 26 of the 30 other NFL teams he faced, including all but two in the AFC (Oakland and Miami):

### MOST VICTORIES BY STARTING QUARTERBACKS, ALL-TIME

(Regular Season Only)

No.	PLAYER	W-L-T	Pct.
1.	John Elway	148-82-1	.643
2.	Dan Marino	147-93-0	.613
3.	Fran Tarkenton	125-109-6	.533
4.	Joe Montana	117-47-0	.713
5.	Brett Favre*	115-58-0	.665

\* active player

### TOP FIVE ALL-TIME RUSHING QUARTERBACKS

No.	PLAYER	RUSH.	YARDS	AVG.	LG	TD
1.	Randall Cunningham	756	4,882	6.5	52t	33
2.	Steve Young	707	4,168	5.9	49t	43
3.	Fran Tarkenton	675	3,674	5.5	52t	32
4.	<b>John Elway</b>	<b>774 †</b>	<b>3,407</b>	<b>4.4</b>	<b>31</b>	<b>33</b>
5.	Tobin Rote	635	3,128	4.9	—	37

† pro football record

### MOST TIMES SACKED, ALL-TIME NFL QUARTERBACKS

ALL-TIME QUARTERBACKS (since 1963)				
PLAYER	SEASONS	TIMES SACKED	YDS. LOST	MILES LOST
John Elway	16	516	3,785	2.15
Dave Krieg	19	494	3,797	2.16
Fran Tarkenton	18	483	3,528	2.00
Phil Simms	14	477	3,596	2.04
Randall Cunningham	13	472	3,471	1.97
Warren Moon	16	458	3,415	1.94

### ELWAY VS. HALL OF FAME QUARTERBACKS

At the time of his retirement, after 16 seasons, John Elway had thrown and completed more passes, and thrown for more yards than all 18 quarterbacks currently enshrined in the Hall of Fame at the equivalent point in each of their careers. He also ranks first in rushing attempts and total offense (combined rushing and passing yards), second in rushing yards, tied for second in rushing touchdowns, second in completion percentage and second in touchdown passes. Among those enshrined in Canton, only Fran Tarkenton had thrown more touchdown passes in his first 16 seasons than Elway, and only Otto Graham has more rushing touchdowns.

(Listed in descending order by passing yards)

PLAYER	PASSING					RUSHING				
	ATT.	COMP.	YDS.	PCT.	TD	INT	RTG.	ATT.	YDS.	AVG.
Elway, John	7,250	4,123	51,475	56.9	300	226	79.8	774	3,407	4.4
Fouts, Dan	5,604	3,297	43,040	58.8	254	242	80.2	224	476	2.1
Tarkenton, Fran	5,225	2,931	38,840	56.1	291	212	81.4	609	3,629	6.0
Unitas, Johnny	4,777	2,616	37,715	54.8	281	231	80.3	439	1,757	4.0
Tittle, Y.A.	3,817	2,118	28,339	55.2	212	221	73.5	291	999	3.6
Bradshaw, Terry	3,901	2,025	27,989	51.9	212	210	70.7	444	2,257	5.1
Namath, Joe	3,762	1,886	27,663	50.1	173	220	65.6	71	140	2.0
Jurgensen, Sonny	3,891	2,200	27,108	56.5	236	175	79.8	170	497	2.9
Layne, Bobby	3,700	1,814	26,768	49.0	196	243	63.2	611	2,451	4.0
Griese, Bob	3,429	1,926	25,092	56.2	192	172	77.1	261	994	3.8
Starr, Bart	3,104	1,448	24,425	46.6	152	135	72.1	244	1,297	5.3
Van Brocklin, Norm	2,895	1,553	23,611	53.6	173	178	75.1	102	40	0.4
Dawson, Len	2,960	1,664	23,483	56.2	212	149	85.1	257	1,143	4.4
Staubach, Roger	2,958	1,685	22,700	57.0	153	109	83.5	410	2,264	5.5
Baugh, Sammy	2,972	1,673	22,507	56.3	184	202	72.9	317	323	1.0
Blanda, George	2,641	1,287	17,996	48.7	149	166	63.5	125	345	2.8
Luckman, Sid	1,744	904	14,683	51.8	139	131	75.7	204	209	1.0
Graham, Otto	1,565	872	13,499	55.7	88	94	78.2	405	882	2.2
Waterfield, Bob	1,617	813	11,849	50.3	98	127	62.0	75	21	0.3

### GETTING BETTER WITH AGE

John Elway not only maintained his status among the league's elite quarterbacks in the latter years of his career, but even improved dramatically in several key statistical categories over his final six seasons. The following is a comparative glance at Elway's season averages for passing yards, touchdowns and interceptions over his first nine seasons as a full-time starter (excludes 1983) against his final six:

SEASONS	AVG. YARDS	AVG. TDS	AVG. INTS
1984-92	3,172.6	16.8	15.8
1993-98	3,543.2	23.7	11.5

### ALL-TIME NFL POSTSEASON PASSING LEADERS BY CATEGORY

PASSING YARDS			TOUCHDOWN PASSES	
No.	PLAYER	GAMES	YARDS	No. PLAYER.....TDS
1.	Joe Montana	23	5,772	1. Joe Montana.....45
2.	<b>John Elway</b>	<b>22</b>	<b>4,964</b>	2. Dan Marino.....32
3.	Dan Marino	17	4,510	3. Terry Bradshaw.....30
4.	Brett Favre*	17	4,187	4. Brett Favre*.....30
5.	Jim Kelly	17	3,863	5. <b>John Elway</b> ..... <b>27</b>

PASS ATTEMPTS		PASS COMPLETIONS	
No.	PLAYER.....ATTEMPTS	No.	PLAYER.....COMPLETIONS
1.	Joe Montana.....734	1.	Joe Montana.....460
2.	Dan Marino.....687	2.	Dan Marino.....385
3.	<b>John Elway</b> ..... <b>640</b>	3.	<b>John Elway</b> ..... <b>355</b>
4.	Brett Favre*.....564	4.	Brett Favre*.....338
5.	Jim Kelly.....545	5.	Jim Kelly.....322

### ALL-TIME NFL QUARTERBACKS WITH 3,000 POSTSEASON AND 40,000 REGULAR SEASON PASSING YARDS

PLAYER	TEAM (S)	POSTSEASON YARDS	REGULAR SEASON YARDS
Joe Montana	San Francisco/Kansas City	5,772	40,551
<b>John Elway</b>	<b>Denver</b>	<b>4,964</b>	<b>51,475</b>
Dan Marino	Miami	4,510	61,361
Brett Favre*	Atlanta/Green Bay	4,187	42,285

\* active player

### TOUCHDOWN PASSES IN CONSECUTIVE POSTSEASON GAMES

John Elway threw at least one touchdown pass in 17 of the 22 postseason contests in which he played. After not throwing one in his first playoff game, he threw at least one in his next nine, which ranks fifth all-time for consecutive playoff games with at least one touchdown pass:

PLAYER	TEAM	SEASONS	CONSECUTIVE GAMES WITH TD PASS
1. Brett Favre*	Green Bay	1995-2002	13
Dan Marino	Miami	1983-95	13
3. Joe Montana	San Francisco	1988-90	10
Ken Stabler	Oakland	1973-77	10
5. <b>John Elway</b>	<b>Denver</b>	<b>1984-89</b>	<b>9</b>

\* active player

### ALL-TIME SUPER BOWL PASSING LEADERS

John Elway saved one of his best career performances for his final game, Super Bowl XXXIII vs. Atlanta at Pro Player Stadium in Miami, Fla. He threw for 336 yards in Denver's 34-19 win — now fourth-most in Super Bowl history — and was voted MVP. He also set a record for most career pass attempts in Super Bowl games, and for the second straight year became the oldest player to score in a Super Bowl.

#### MOST PASSING YARDS IN A SUPER BOWL GAME

PLAYER	TEAM	YDS.	OPP. (DATE)	RESULT
1. Kurt Warner	St. Louis	414	Ten. (1/30/00)	W 23-16
2. Joe Montana	San Fran.	357	Cin. (1/22/89)	W 20-16
3. Doug Williams	Washington	340	Den. (1/31/88)	W 42-10
4. <b>John Elway</b>	<b>Denver</b>	<b>336</b>	<b>Atl. (1/31/99)</b>	<b>W 34-19</b>

#### SUPER BOWL PASSING YARDS, CAREER

PLAYER	TEAM	YDS.	GMS.
1. Joe Montana	S.F.	1,142	4
2. <b>John Elway</b>	<b>Den.</b>	<b>1,128</b>	<b>5</b>
3. Terry Bradshaw	Pitt.	932	4

#### MOST CAREER SUPER BOWL PASS ATTEMPTS

PLAYER	TEAM	ATT.	GMS.
1. <b>John Elway</b>	<b>Denver</b>	<b>152</b>	<b>5</b>
2. Jim Kelly	Buffalo	145	4
3. Joe Montana	San Fran.	122	4

#### MOST CAREER SUPER BOWL COMPLETIONS

PLAYER	TEAM	COMP.	GMS.
1. Joe Montana	San Fran.	83	4
2. Jim Kelly	Buffalo	81	4
3. <b>John Elway</b>	<b>Denver</b>	<b>76</b>	<b>5</b>

#### MOST SUPER BOWL STARTS BY A QUARTERBACK

PLAYER	TEAM	STARTS	GAMES	RECORD
1. <b>John Elway</b>	<b>Denver</b>	<b>5</b>	<b>XXI, XXII, XXIV, XXXII, XXXIII</b>	<b>2-3</b>
2. Terry Bradshaw	Pittsburgh	4	IX, X, XIII, XIV	4-0
Joe Montana	San Francisco	4	XVI, XIX, XXIII, XXIV	4-0
Jim Kelly	Buffalo	4	XXV, XXVI, XXVII, XXVIII	0-4
5. Roger Staubach	Dallas	3	VI, XII, XIII	2-1

## THE BRONCOS' RECORD WHEN ELWAY

(Regular Season, Games Started Only)

Threw 0 Touchdowns:.....	33-31-1	Rushed for a Touchdown:.....	22-10
Threw 1 Touchdown:.....	45-30	Rushed for 50 or more Yards:.....	2-2
Threw 2 Touchdowns:.....	41-17	Was Not Intercepted:.....	74-22
Threw 3 Touchdowns:.....	20-3	Was Intercepted:.....	74-59-1
Threw 4 Touchdowns:.....	9-0	Played on Grass:.....	121-50-1
Threw 5 Touchdowns:.....	1-0	Played on Turf:.....	27-31
Threw at least 1 TD:.....	115-50	Played in Domes:.....	13-13
Was Not Sacked:.....	31-8	Played on Monday Night:.....	13-10
Was Sacked:.....	117-72-1	Played on Sunday Night:.....	10-8
Threw for 300 Yards:.....	24-12	Played in Prime Time:.....	24-18
Threw for under 200 Yards:.....	51-42	Played on Non-Sundays:.....	21-12

## A MODEL OF CONSISTENCY

John Elway threw at least one touchdown pass in 166 of his 234 regular season games (70.9%) and in 17 of his 22 playoff games (77.3%). In all, he threw a TD pass in 183 of 256 career regular and postseason games (71.5%). Elway threw at least one TD pass in 60 of his final 73 regular season games (82.2%):

### ELWAY'S GAMES WITH AT LEAST ONE TOUCHDOWN PASS, YEAR-BY-YEAR

YEAR	REGULAR SEASON	POSTSEASON	OVERALL
1983	4 of 11	0 of 1	4 of 12
1984	9 of 15	1 of 1	10 of 16
1985	11 of 16	0 of 0	11 of 16
1986	12 of 16	3 of 3	15 of 19
1987	10 of 12	3 of 3	13 of 15
1988	11 of 15	0 of 0	11 of 15
1989	11 of 15	2 of 3	13 of 18
1990	9 of 16	0 of 0	9 of 16
1991	10 of 16	1 of 2	11 of 18
1992	7 of 12	0 of 0	7 of 12
1993	13 of 16	1 of 1	14 of 17
1994	10 of 14	0 of 0	10 of 14
1995	14 of 16	0 of 0	14 of 16
1996	13 of 15	1 of 1	14 of 16
1997	12 of 16	2 of 4	14 of 20
1998	10 of 12	2 of 3	12 of 15
<b>TOTAL</b>	<b>166 of 234</b>	<b>17 of 22</b>	<b>183 of 256</b>

In Elway's career the Broncos posted a 34-31-1 mark in the 68 regular season games in which he did not throw a touchdown pass, while posting a 2-3 postseason record in such contests. Elway also had 90 multiple-touchdown regular season games, in which Denver posted a 71-19 record (78.9%). Elway also produced seven postseason multiple-touchdown games, in which the Broncos posted a 4-3 record.

## JOHN ELWAY BY STADIUM

In his 16-year career, John Elway threw at least one touchdown pass in 24 different stadiums, including 180 at Mile High Stadium—an NFL record for one player at a single stadium. There were eight NFL venues at the time of his retirement in which he did not throw a touchdown pass, including Soldier Field, Pro Player Stadium (though he threw a postseason TD there) and the Superdome. In addition, he never played at six other sites: Ericsson Stadium, Raymond James Stadium, PSINet Stadium, the Trans World Dome and Jack Kent Cooke Stadium. Elway also threw 27 postseason TD passes in seven different stadiums: 18 at Mile High Stadium, three at the L.A. Coliseum, two at Three Rivers Stadium, one at Cleveland Municipal Stadium, one at Jack Murphy Stadium (now Qualcomm Stadium) (Super Bowl XXII), one at the Rose Bowl (Super Bowl XXI) and one at Pro Player Stadium (Super Bowl XXXIII).

### ELWAY'S TOUCHDOWN PASSES BY STADIUM

(Regular Season Only)

Mile High .....	180	Giants.....	3
Kingdome .....	16	Anaheim .....	3
Jack Murphy/Qualcomm .....	16	Foxboro .....	3
L.A. Coliseum .....	12	Atlanta-Fulton County.....	3
Arrowhead .....	10	Georgia Dome .....	3
Cleveland Municipal .....	8	RCA Dome .....	2
Rich .....	6	Sun Devil.....	2
Three Rivers .....	6	Texas .....	2
Oakland-Alameda County .....	6	Veterans .....	2
Metrodome .....	5	Candlestick/3COM .....	1
Astrodome .....	4	Lambeau .....	1
Cinergy Field .....	4	Silverdome .....	1

## ELWAY NAMED 1992 EDGE NFL MAN OF THE YEAR

John Elway was named the 1992 Edge NFL Man of the Year for his work with the Elway Foundation, a non-profit organization which has raised millions of dollars that have been directed toward the prevention and treatment of child abuse throughout Colorado.

Among the groups assisted by the Elway Foundation are Family Focus and the Kempe Children's Foundation. The Elway Foundation in 1991 alone raised over \$400,000.

Elway was also a member of the Mayor's Council on Physical Fitness and has served as chairman of the National Kidney Foundation for the Rocky Mountain region.

The NFL Man of the Year award is truly unique in that it is the only league-sponsored award that recognizes a player's off-the-field community service work as well as his playing excellence. Perhaps the most prestigious of all NFL awards, it has been in existence since 1970.

## JOHN ELWAY'S LONGEVITY

### MOST CAREER GAMES PLAYED BY A BRONCO

Pos.	PLAYER	YEARS	GAMES
QB	John Elway .....	1983-98 .....	234
LB	Tom Jackson .....	1973-86 .....	191
G	Paul Howard .....	1973-75, 77-86 .....	187
S	Dennis Smith .....	1981-94 .....	184
DE	Barney Chavous .....	1973-85 .....	182



## AUSTIN "GOOSE" GONSOULIN

YEAR INDUCTED: 1984

YEARS WITH BRONCOS: 1960-66

23

SAFETY

**THEN:** Austin "Goose" Gonsoulin was one of the four original Ring of Fame inductees in 1984, recognized for his splendid play at safety for seven seasons. Gonsoulin was one of the original Broncos from the 1960 season. At the end of his Bronco career, he was the all-time American Football League leader in interceptions with 43, and still ranks second in club history. His 11 pickoffs in 1960 are still a Denver club record, and he shares the team and NFL record for interceptions in a game with four, a feat he accomplished Sept. 18, 1960 at Buffalo. Gonsoulin was an All-AFL choice in 1960, 1962 and 1963. His amazing durability and toughness enabled him to start 61 consecutive games at one point in his career. Gonsoulin was also the captain of his college team at Baylor.

**Now:** Gonsoulin has operated a construction company in Texas since his retirement.

### GONSOULIN'S DENVER BRONCOS CAREER RECORD

Int.	Yds.	Avg.	TD
43	542	12.6	2



## RANDY GRADISHAR

YEAR INDUCTED: 1989

YEARS WITH BRONCOS: 1974-83

53

LINEBACKER

**THEN:** Randy Gradishar was the only Ring of Fame inductee in 1989, in recognition of his outstanding 10-year career at linebacker with the Broncos. He was among the 15 finalists for the Pro Football Hall of Fame balloting in 2003. During his career, Gradishar was a seven-time Pro Bowler, the most by any Bronco at the end of his career, and he is also the all-time leader in tackles for Denver, finishing with 2,049. Gradishar never missed a game, playing in 145 in a row. He accounted for 33 turnovers in his career (20 INTs and 13 fumble recoveries) and was voted the Defensive Player of the Year in 1978 by AP, UPI, *Pro Football Weekly* and NEA (George Halas Award). His teammates also voted him team defensive MVP in 1978 and 1980. While at Ohio State, Gradishar was referred to by his head coach—the legendary Woody Hayes—as “the best linebacker I ever coached at Ohio State.” Randy was a three-year starter for the Buckeyes and was



named to every All-America team following his senior season, as well as being an Academic All-America selection, graduating with a degree in distributive education. Gradishar was also the president of the Denver Broncos Youth Foundation from 1982-92. He was inducted in 1998 into the College Football Hall of Fame.

**Now:** Gradishar joined the Phil Long Dealerships as Leadership Manager in December 1997, a position in which he helps train, equip and support employees in the quest to achieve their goals and objectives. In that capacity he encourages employees to exceed customer expectations and ensure customer satisfaction. Gradishar is also instrumental in the Phil Long Community Fund, which operates in conjunction with the Denver Broncos Charities Fund to make an investment back into the communities with which it does business, as well as the Phil Long University, furnishing employees with career opportunities through quality education and state-of-the-art training. Gradishar and his wife, Beth, make their home in Denver. He has three children: Paige, Meredith and Mark.

#### GRADISHAR'S DENVER BRONCOS CAREER RECORD

Games	Starts	Int.	Yds.	Avg.	TD
145	134	20	335	16.8	3



### RICH JACKSON

YEAR INDUCTED: 1984

YEARS WITH BRONCOS: 1967-72

DEFENSIVE END

87

**THEN:** Rich Jackson is one of the four original Ring of Famers who were inducted in 1984. He was considered by many as the best defensive end in professional football during his prime. Known as "Tombstone," Jackson was the first Bronco to be named to the All-NFL first team in 1970. He entered the AFL in 1966 with Oakland, playing in five games, before spending the next six seasons with Denver. Jackson posted his career high in quarterback sacks in 1969 with 11, and had 10 sacks in both 1968 and 1970. He was voted All-AFL in 1968 and '69, in addition to starting in the 1970 Pro Bowl. He made the Pro Bowl again in 1971 despite playing in only seven games due to a knee injury which eventually forced him out of football. Jackson played the first four games of 1972 season with the Broncos before being traded to Cleveland for a 1973 third-round draft choice (Paul Howard). He played in each of the final 10 games for the Browns in his last NFL season. Jackson's 43 sacks as a Bronco were the most by any player in club history at the time of his retirement, and he still ranks ninth on the club's all-time list. He was a standout end at Southern University on both sides of the ball, and was also the NAIA shot-put champion.

**Now:** Jackson is a school administrator in New Orleans, La., where he and his wife, Katherine, reside.

#### JACKSON'S DENVER BRONCOS CAREER RECORD

Games	Sacks
67	43



### TOM JACKSON

YEAR INDUCTED: 1992

YEARS WITH BRONCOS: 1973-86

LINEBACKER

57

**THEN:** Tom Jackson was the only player inducted into the Ring of Fame in 1992. "TJ" was always one of the most popular players among his teammates, who voted him most inspirational player six consecutive seasons (1981-86). He finished his career having played the most games in Broncos history at 191 and still ranks second on that list behind John Elway. He is also tied for third in games started at 177. Jackson is one of only three Broncos to wear the Denver uniform for 14 seasons, joining Dennis Smith (14) and John Elway (16). He made three consecutive Pro Bowl appearances from 1977-79 and was named first team All-Pro twice (1977-78). He was also named by his teammates as Denver's defensive MVP in 1974, '76 and '77. Upon his retirement in 1986, Jackson was tied for first with fellow Ring of Famer Randy Gradishar for the most interceptions in Broncos history by a linebacker with 20, and was fifth on the all-time sack list with 44. Jackson was also a standout performer at Louisville, where he was the Missouri Valley Conference Player of the Year twice—as a sophomore in 1970 and as a senior in 1972.

**Now:** Jackson is one of the most recognizable and respected NFL analysts on television. He co-hosts ESPN's award-winning "Sunday NFL Countdown" and "NFL PrimeTime" shows every Sunday during the NFL season, as well as the network's "Monday Night Countdown" show. During the season he periodically makes trips to Denver to conduct interviews for Broncos features on the shows. Tom, his wife Jennifer and their daughters, Taylor and Morgan, reside in Cincinnati, Ohio.

#### JACKSON'S DENVER BRONCOS CAREER RECORD

Games	Starts	Int.	Yds.	Avg.	TD
191	177	20	340	17.0	3



### CHARLEY JOHNSON

YEAR INDUCTED: 1986

YEARS WITH BRONCOS: 1972-75

QUARTERBACK

12

**THEN:** Charley Johnson was one of three inductees into the Ring of Fame in 1986, along with fellow quarterback Frank Tripucka and defensive end Paul Smith. Johnson, who came to Denver in a trade from Houston, quarterbacked the Broncos to their first winning season (7-5-2 in 1973), a landmark moment in the first 14 years of franchise history. Johnson set a new Broncos record for passing accuracy (since broken) in 1974 by completing 55.6% of his passes. He made the All-AFC team picked by UPI and *Pro Football Weekly* after the 1973 season. Johnson once threw for 445 yards in a game and also threw a touchdown pass in 10 consecutive games, a Broncos record at the time. Johnson was a star quarterback at New Mexico State, where he led his team to two Sun Bowl titles.

**Now:** Dr. Charley Johnson is professor and academic department head of the chemical engineering department at New Mexico State University in Las Cruces, N.M.

#### JOHNSON'S PROFESSIONAL RECORD

Att.	Comp.	Yards	Pct.	TD	INT	LG
3,392	1,737	24,410	51.2	170	181	90t



### FLOYD LITTLE

YEAR INDUCTED: 1984

YEARS WITH BRONCOS: 1967-75

RUNNING BACK

44

**THEN:** Floyd Little is one of the four original Ring of Fame inductees from 1984. He was the first No. 1 draft pick ever signed by the Broncos and was widely regarded as "The Franchise" for much of his nine-year career. Little was the first serious threat for the Broncos at running back. A Pro Bowl participant in 1971, he twice played in the AFL All-Star game (1968 and 1969). Little finished his Broncos career ranked No. 1 on the franchise's all-time list for rushing attempts (1,641), rushing yards (6,323), rushing touchdowns (43) and total touchdowns (54), and now ranks second in each behind Terrell Davis. He was surpassed in yards and both touchdown categories during the 1998 season, and in attempts in 2001. Little still ranks seventh on the Broncos' all-time scoring list with 324 points. He tallied 12,103 all-purpose yards during his career, including a team-record 2,523 on kickoff returns. Little also holds the Broncos' record for the longest non-scoring kickoff return, of 89 yards (vs. Oakland, 11/10/68). When he retired, Little ranked among the Top-10 rushers in NFL history. He was a three-time All-American at Syracuse, following in the footsteps of Jim Brown and the late Ernie Davis as superstar tailbacks for the Orangemen. Little shattered most of the records set by his predecessors, rushing for 2,704 yards, returning punts for 845, kickoffs for 797, and passed for 19—for a grand total of 4,947 yards. He also scored in 22 of 30 regular season games, including five times in one game.

**Now:** Little has owned a Ford dealership in Seattle, Wash., for many years, and now also owns a Lincoln-Mercury-Mazda dealership in West Covina, Calif., where he makes his home.

#### LITTLE'S DENVER BRONCOS CAREER RECORD

RUSHING				RECEIVING				KICK RETURNS			
Rushes	Yards	Avg.	TD	No.	Yds.	Avg.	TD	No.	Yds.	Avg.	TD
1,641	6,323	3.9	43	215	2,677	12.5	9	104	2,523	24.3	0


**KARL MECKLENBURG**
**YEAR INDUCTED:** 2001

**YEARS WITH BRONCOS:** 1983-94

**77**
**LINEBACKER**

**THEN:** Karl Mecklenburg joined the Ring of Fame in 2001 after establishing himself as one of the most outstanding defensive players in franchise history during his 12-year career (1983-94). Mecklenburg overcame long odds to achieve greatness after being drafted by the Broncos in the 12th round out of Minnesota in 1983—the 310th player chosen. He became a starter by his third season, 1985, and went on to start 141 of the 180 games he played, which places him seventh on the club's all-time list for games played. Mecklenburg was voted to play in six Pro Bowls (following the 1985, '86, '87, '89, '91 and '93 seasons); was named All-AFC and All-NFL four times (1985-87 and '89); was named AFC Player of the Year by *Football News* in 1986 and played in three Super Bowls as a Bronco: XXI, XXII and XXIV. He finished his career with 1,145 tackles (787 solo) and ranks second in club annals with 79.5 sacks, trailing only Simon Fletcher (97.5). Mecklenburg's career high of 13 sacks came in 1985 and ties for the fifth most sacks recorded by a Broncos player in a single season. He recorded 11 multi-sack games and is the only player in franchise history to record four sacks in a game twice in his career. He shares the franchise single-game record with four other players. Mecklenburg began his collegiate career at Augustana (S.D.) College before transferring to Minnesota, where he earned second-team All-Big Ten honors as a senior in 1982.

**Now:** Mecklenburg has been very active locally since his retirement in 1994. He coaches high school football on the staff at Kent Denver School, is a motivational speaker and does promotional work for several local businesses. Karl and his wife, Kathi, have a son, Luke, and a daughter, Kelsey.

**MECKLENBURG'S PROFESSIONAL RECORD**

Games	Starts	Solo	Assist	Total	Sacks	Int.	Yds.	Avg.	TD
180	141	787	358	1,145	79.5	5	128	25.6	0


**CRAIG MORTON**
**YEAR INDUCTED:** 1988

**YEARS WITH BRONCOS:** 1977-82

**7**
**QUARTERBACK**

**THEN:** Craig Morton was one of three inductees in 1988, along with fellow teammates Haven Moses and Jim Turner. Morton, who came to the Broncos through a trade with the New York Giants in 1977, was Denver's starting quarterback for most of the period from 1977-82 and led the team to its first Super Bowl berth in 1977, as he engineered the Broncos to a 12-2 regular season record and home playoff wins over Pittsburgh and arch-rival Oakland. Morton, who also starred with the Dallas Cowboys in the early 1970s, earned a variety of awards for his on-field performance in 1977, including AFC Most Valuable Player honors. During his career with Denver, he led the team to two divisional titles (1977-78). He ranks second in franchise history in passing yards (11,895) and touchdown passes (74), third in pass attempts (1,594), completions (907) and total offense (12,155), and fifth in total plays from scrimmage (1,693). His average gain per play figure of 7.30 is tied for first with fellow Ring of Fame quarterback Charley Johnson. Morton also once completed 16 consecutive passes in a game and once had a streak of nine consecutive games with a touchdown pass. He was a consensus All-American at the University of California, where he also starred in baseball.

**Now:** Morton has gone into business in San Francisco, where he now resides.

**MORTON'S PROFESSIONAL RECORD**

Att.	Comp.	Yards	Pct.	TD	INT
3,786	2,053	27,908	54.2	183	183


**HAVEN MOSES**
**YEAR INDUCTED:** 1988

**YEARS WITH BRONCOS:** 1972-81

**25**
**WIDE RECEIVER**

**THEN:** Haven Moses was inducted into the Ring of Fame in 1988 as part of a three-member class that also included quarterback Craig Morton and kicker Jim Turner. Moses played 10 seasons for the Broncos as one of the team's primary wide receivers, and ranks eighth among all Broncos in career receptions (302) and receiving yards (5,450). He is also tied for fourth with fellow Ring of Famer Lionel Taylor in all-time receiving touchdowns with 44. His yards-per-catch average was 18.0, and he averaged more than 19 yards a catch in three straight seasons from 1976-78. In the AFC Championship Game on New Year's Day, 1978, Moses caught five passes for 168 yards and two touchdowns. He was a two-year letterman and an All-American as a wide receiver and defensive back at San Diego State University.

**Now:** Moses resides in the Denver area and works with the Archdiocese of Denver. He is very active in the community, getting involved in various community projects throughout the year.

**MOSES' PROFESSIONAL RECORD**

Games	Rec.	Yards	Avg.	TD
201	448	8,121	18.1	56


**GERALD PHIPPS**
**YEAR INDUCTED:** 1985

**YEARS WITH BRONCOS:** 1961-81

**OWNER**

**THEN:** Gerald H. Phipps became the first and only non-player to be inducted into Denver Broncos' Ring of Fame in 1985. Under the guidance of Phipps and his brother Allan, the Broncos rose from their less than auspicious beginnings to the top of the American Football Conference. In 1977, the Broncos laid claim to their first ever AFC Championship, won the Western Division title in 1977 and 1978 and made three consecutive playoff appearances (1977-79). Under Phipps, the Broncos ultimately rose to a position as one of the NFL's most stable franchises. With the success of the Broncos, the doors were opened for other major league teams from other sports to grab a piece of the Denver sports pie. Following the takeover by the Phipps brothers, Denver Broncos season ticket sales improved from 8,002 in 1964 to 22,905 in 1965. Before purchasing the Broncos on February 15, 1965, Phipps was the president of the Gerald H. Phipps Inc. Construction Company, which he continued to operate. Phipps was born March 4, 1915 in Denver.

Mr. Phipps passed away August 6, 1993.


**DENNIS SMITH**
**YEAR INDUCTED:** 2001

**YEARS WITH BRONCOS:** 1981-94

**49**
**SAFETY**

**THEN:** Dennis Smith was inducted into the Ring of Fame in 2001, reflective of his stellar 14-year career with the Broncos during which he established himself as one of the most feared safeties in the NFL. A ferocious hitter, Smith was voted to play in six Pro Bowls (following the 1985-86, 1989-91 and '93 seasons), was named All-NFL four times

(1985-86, '89 and '93), was named All-AFC four times (1984-86, '98) and played on three Broncos Super Bowl teams (XXI, XXII, XXIV). He was also named the club's Most Inspirational Player in 1992. Smith ranks fourth all-time in games played by a Bronco (184), fifth in games started (170) and sixth in both career interceptions (30) and interception return yards (431). He is one of just three players in the history of the Broncos franchise to play at least 14 seasons with the club, behind John Elway (16) and tied with Tom Jackson. Smith's career totals include 1,171 tackles (794) and 14 sacks. He posted a career-high five sacks in 1983, a career-high five interceptions in '91 and a career-high 120 tackles in '92. Smith was a consensus All-America choice as a senior at USC in 1980, where he lettered four times in football and three times in track. He posted 205 career tackles and 16 interceptions, and played in two Rose Bowls as a Trojan.

**Now:** Smith and his wife, Andre, have two children, Tiffany Diamond (19) and Armani Joseph (16), and reside in Hollywood Hills, Calif. Dennis and Andre own and manage a number of properties in Southern California, and also give their time and financial support to the Make-A-Wish Foundation and Covenant House, a home for kids in need.

#### SMITH'S PROFESSIONAL RECORD

Games	Starts	Solo	Assist	Total	Sacks	Int.	Yds.	Avg.	TD
184	174	794	377	1,171	14.0	30	431	14.4	0



### PAUL SMITH

**YEAR INDUCTED:** 1986

**YEARS WITH BRONCOS:** 1968-78

70

DEFENSIVE TACKLE

**THEN:** Paul Smith was inducted into the Ring of Fame in 1986, along with quarterbacks Frank Tripucka and Charley Johnson. Smith posted 55 sacks for his career, sixth-most on the Broncos' all-time list. He also posted 11 sacks in both the 1972 and 1973 seasons, propelling him to back-to-back Pro Bowl appearances. Smith was one of the team's defensive leaders during the years when Denver was building the foundation for defensive excellence with the famed "Orange Crush." His head coach, John Ralston, once said that Smith was "the finest defensive tackle in pro football." Smith's 11-year career was the longest in Broncos annals until he was surpassed by fellow Ring of Famer Billy Thompson. He was the first 10-year man in Broncos history. Smith played collegiately at New Mexico.

Smith passed away March 14, 2000.

#### SMITH'S DENVER BRONCOS CAREER RECORD

Games	Sacks
134	55



### LIONEL TAYLOR

**YEAR INDUCTED:** 1984

**YEARS WITH BRONCOS:** 1960-66

87

END

**THEN:** Lionel Taylor, one of the original Broncos, was also one of the original Ring of Famers, being inducted with the inaugural class in 1984. He ranks No. 3 in franchise history in receiving with 543 receptions and 6,872 yards, having held the franchise record in both categories until 1999 when he was eclipsed by Shannon Sharpe. Taylor is tied for fourth in touchdown receptions for a career with 44. He caught 92 passes during the 1960 season and followed that campaign with a team-record 100 receptions in 1961 (which stood until 2000), leading the AFL in receiving for five of the league's first six years of existence. Taylor was regarded by many as the possessor of the best hands in pro football. He never caught fewer than 76 passes in a season over those first six years, averaging 84.7 catches from 1960-65, at that time the highest six-year total in football history. Taylor was an All-AFL selection in 1960, '61 and '65 and played in the league all-star game in 1962. He performed collegiately at New Mexico Highlands.

**Now:** Taylor makes his home in Albuquerque, N.M. He has recently done work for IMG Football, preparing players for the NFL's annual scouting combine at IMGs International Performance Institute in Bradenton, Fla. Taylor was an assistant coach on the staff of the championship teams of the Pittsburgh Steelers in the 1970s, and was head coach of the England Monarchs of the World League.

#### TAYLOR'S DENVER BRONCOS CAREER RECORD

Rec.	Yards	Avg.	TD
543	6,872	12.8	44



### BILLY THOMPSON

**YEAR INDUCTED:** 1987

**YEARS WITH BRONCOS:** 1969-81

36

SAFETY

**THEN:** Billy Thompson, regarded by many as the best defensive back in Denver Broncos annals, was the only Ring of Fame inductee in 1987. He was the first player in team history to play 13 seasons with Denver, and he was the team captain for many years. Thompson, despite being retired for 20 seasons, still ranks second on the Broncos' all-time list for games started with 178, first in consecutive starts with 156 and eighth in games played with 179. He finished his career with 61 turnovers, (most in team history), 40 of which came via interceptions (third in team history). He holds two NFL records, one of which has stood for more than three decades. As a rookie in 1969, Thompson became the only player in NFL history to lead the league in both kickoffs and punt returns in the same season. He is also one of only two players in NFL history to return four opponent fumbles for touchdowns. Thompson was a three-time Pro Bowl selection (1977, '78 and '81), and earned All-NFL honors twice (1977 and '78) and All-AFC honors four times (1977-79, '81). Billy also enjoyed a brilliant career at Maryland State (now Maryland-Eastern Shore), earning All-CIAA honors three times as a defensive back and being named team MVP as a senior. He also twice earned NAIA All-America honors. Thompson also made All-CIAA three times in baseball as a centerfielder.

**Now:** Thompson was a college scout for the Broncos for two years before moving into the position of Director of Player Relations and Alumni Coordinator. He is now the club's Director of Alumni Relations and in that role coordinates the activities of the Broncos' former players, who remain a vital part of the organization. He works with the Denver Broncos Alumni Council and former Broncos players to integrate their involvement in the club's community outreach programs, which focus on youth, health and hunger initiatives. Thompson is a member of the Board of Directors of The Metropolitan State College of Denver and also volunteers time with the Urban League, Hispanic Chamber of Commerce and several other non-profit organizations. Thompson, his wife Barbara, and their son, Richie, make their home in Aurora, Colo.

#### THOMPSON'S DENVER BRONCOS CAREER RECORD

Games	Starts	Int.	Yards	Avg.	Def. TDs
179	178	40	784	19.6	5



### FRANK TRIPUCKA

**YEAR INDUCTED:** 1986

**YEARS WITH BRONCOS:** 1960-63

18

QUARTERBACK

**THEN:** Frank Tripucka—who joined the Ring of Fame in 1986—is one of the original Broncos, playing for the team from 1960-63. Tripucka led the Broncos to their first ever .500 season in 1962 (7-7). He represented half of the Tripucka-to-Lionel Taylor passing combination, as the duo (both Ring of Famers) went on to set various marks together. Tripucka's best statistical season came in 1960 when he completed 248 of 478 passes (51.9%) for 3,038 yards and 24 touchdowns. His 447 yards passing against Buffalo (9/15/62) stood as the team record until 2000, and he shares the team record for most touchdown passes in a game with five (10/28/62 vs. Buffalo). Tripucka also played in the AFL All-Star Game in 1962.

**Now:** Tripucka is a retired beer distributor. He currently resides in New Jersey.

#### TRIPUCKA'S DENVER BRONCOS CAREER RECORD

Att.	Comp.	Pct.	Yds.	TD	INT
1,277	622	51.8	7,676	51	85





## JIM TURNER

YEAR INDUCTED: 1988

YEARS WITH BRONCOS: 1971-79

# 15


KICKER

**THEN:** Jim Turner, a 1988 inductee into the Ring of Fame, ranks as one of the most prolific kickers of all time in professional football. At the time of his retirement, Turner ranked second in NFL career scoring with 1,439 points, as well as second in field goals with 304. Turner kicked 521 extra points and was the fourth player to ever reach the 500 mark. He never missed a game as a pro and finished with a streak of 228 consecutive appearances, including 130 as a Bronco, for whom he scored 742 points, easily establishing himself as Denver's all-time scoring leader until Jason Elam eclipsed his mark in 1999. He once had a string of 221 consecutive extra points, which was then the second-longest streak in NFL history. Before joining the Broncos in 1971, Turner was an outstanding kicker for the New York Jets, helping lead the club to a victory in Super Bowl III. He was a three-time letterman as a quarterback at Utah State in the early 1960s.

**Now:** Turner resides in the Denver area and is active in the community. He is an academic tutor at Jefferson Senior High School, and is involved with the NFL's Play it Smart program.

### TURNER'S PROFESSIONAL RECORD

Games	Conversions		No.-Att.	Field Goals		LG	Pts.
	No.-Att.	Pct.		Pct.			
228	521-546	.954	304-489	.622	53	1,439	



## LOUIS WRIGHT

YEAR INDUCTED: 1993

YEARS WITH BRONCOS: 1975-86

# 20

CORNERBACK

**THEN:** Louis Wright was the most recent inductee into the Broncos' Ring of Fame before John Elway (1999), entering the Ring in 1993. Wright enjoyed a stellar career at cornerback for Denver, playing in 166 games (163 starts, seventh on all-time Broncos list), reeling in 26 interceptions—one of which he returned for a touchdown—and 11 fumble recoveries. Wright was named to the Pro Bowl five times in his career (1977-79, '83 and '85). He was named All-NFL by *The Sporting News* and *Pro Football Weekly* and the NEA in 1977. He also received All-AFC honors from UPI in 1985. Wright was named Most Valuable Defensive Player by his teammates on two different occasions. He played collegiately at San Jose State, where he lettered twice as a defensive back. He also won two letters in track and once ran the 100 in 9.6 seconds.

**Now:** Wright was a very successful head football coach at Montbello High School in Denver, and is now an assistant coach at Rangeview High School. He also teaches physical education at Martin Luther King Middle School. Wright resides in Aurora, Colo.

### WRIGHT'S PROFESSIONAL RECORD

Games	Starts	Int.	Yds.	Avg.	TD
166	163	26	360	13.8	1

## BRONCOS ALL-TIME DRAFT CHOICES

### 1960 (FIRST SELECTIONS)

Name	Pos.	School
Harry Ball	T	Boston College
Charley Britt	QB	Georgia
Dave Canary	E	Cincinnati
Paul Candro	HB	Boston University
Bill Carrico	G	North Texas State
Larry Cundiff	C	Michigan State
Bernard Darre	T	Tulane
Roger Davis	T	Syracuse
Lonnie Dennis	G	Brigham Young
John Dingsen	T-G	Detroit
Maurice Doke	G	Texas
Mike Dowdle	FB	Texas
Wayne Hawkins	T	Pacific
Gary Huber	C	Miami (Ohio)
Dave Hudson	E	Florida
Claude King	HB	Houston
Don Kiochak	FB	North Carolina
Roger LeClerc	QB	Trinity (CT)
Dean Look	QB	Michigan State
Bill Mathis	HB	Clemson
Ken McNeece	T-G	San Jose State
James Monroe	QB	Arkansas
Ray Norton	HB	San Jose State
Robert Rosbaugh	HB	Miami (Fla.)
Mel Semenko	E	Colorado
Lebron Shields	T	Tennessee
Jack Spikes	FB	Texas Christian
Howard Turley	E	Louisville
Jim Walden	QB	Wyoming
Willie West	HB	Oregon
John Willener	G	Oregon
Bob Yates	T	Syracuse
Ken Young	E	Valparaiso
Bob Zimpler	T-G	Bowling Green

### 1960 (SECOND SELECTIONS)

Name	Pos.	School
Mel Branch	T-G	Louisiana State
Ronnie Cain	E	Kentucky
Jack Campbell	E	Toledo
Tom Chapman	E	Detroit
LaVelle Coleman	HB	Western Michigan
Jim Colvin	T-G	Houston
Teddy Foret	T-G	Auburn
Bobby Green	HB	Florida
Jack Hanlon	HB	Penn State
G. Hersinberger	T-G	Wichita State
Sam Homer	HB	Virgin Military
Bob Hudson	E	Lamar
Vic Jones	HB	Indiana
Billy Luplow	T-G	Arkansas
George Phelps	HB	Cornell College (Iowa)
Tom Roberts	T-G	Georgia Tech
Sam Stenger	C	Denver
Olin Treadway	QB	Iowa
John Wilkins	T-G	Southern California
Emmet Wilson	T-G	Georgia Tech

### 1961

Rd.	Name	Pos.	School
1	Bob Galters	HB	New Mexico State
2	Jerry Hill	HB	Wyoming
3	Chas Strange	C	Louisiana State
4a	Roland McDole	T	Nebraska
4b	Sonny Davis (from N.Y.)	E	Baylor
5	Charles Cowan	E	New Mex. Highlands
6	Dale Evans	HB	Kansas State
7	Pat Patchen	E	Florida
9	Phil Nugent	QB	Tulane
10	Chas. Sturgeon	HB	Kentucky
11	John Simko	E	Augustana (S.D.)
12	Jerry Miller	E	Howard Payne
13	Ron Greene	G	Washington State
14	Bill Cooper	FB	Muskingum
16	Willie Crafts	T	Texas A&I
16	Jim Larkin	T	Hillsdale
17	Chuck Weiss	FB	Colorado
18	Chick Graning	HB	Georgia Tech
19	John Hobbs	G	Maryland-E. Shores
20	Buck McLeod	T	Baylor
21	Jim Morgan	HB	Iowa State
22	Tom Hackler	E	Tennessee Tech
23	Tom Jewell	T	Idaho State
24	E. A. Simms	E	New Mexico State

25	Pete Samms	T	Central State (Okla.)
26	Sam Smith	HB	Florence State
27	Donald Olson	HB	Nebraska
28	Wayne Lee	G	Colorado State
29	Archie Cobb	T	Nebraska
30	Dave Mills	HB	N.E. Missouri State

### 1962

Rd.	Name	Pos.	School
1	Merlin Olsen	T	Utah State
2	Jerry Hillebrand	E	Colorado
3	Charles Holmes	FB	Maryland-E. Shores
4	John Furman	QB	Texas-El Paso
7	John McGeever	HB	Auburn
8	Elbert Harris	HB	S.E. Louisiana
9	Larry Jenson	C	Furman
10	Gale Weidner	QB	Colorado
11	Mike Kline	G	Oregon State
13	Bob Cegelski	C	Montana State
14	Sonny Gibbs	QB	Texas Christian
15	Bill Louden	G	Benedictine
16	Gary Ballman	HB	Michigan State
17	Jerry Tarr	E	Oregon
18	Pete Schenk	E	Washington State
20	Mike Martin	E	Washington State
21	Jim Perkins	T	Colorado
22	Don Kasso	HB	Oregon State
23	Ken Tureaud	HB	Michigan
24	Neil Thomas	G	Hillsdale
25	Dave Edwards	E	Auburn
26	Jim Roberts	T	Mississippi
27	A.VonSonn	C	UCLA
28	Paul Holmes	T	Georgia
29	Lynn Hoyem	C	Long Beach State
30	Walter Mince	HB	Arizona
31	Bill Williamson	T	Bakersfield J.C.
32	Vester Flanagan	E	Cal. State-Humboldt
33	Duane Allen	T	Santa Ana J.C.
34	Steve Stonebraker	E	Detroit

### 1963

Rd.	Name	Pos.	School
1	Kermit Alexander	HB	UCLA
2a	Ray Poage	FB	Texas
	(from New York)		
2b	Tom Nomina	T	Miami (Ohio)
3	Tommy Janik	HB	Texas A&I
4	Lou Slaby	LB	Pittsburgh
5	Ray Mansfield	C	Washington
6	Anton Peters	T	Florida
7a	Mickey Slaughter	QB	Louisiana Tech
	(from San Diego)		
7b	Paul Flatley	E	Northwestern
8a	Hewitt Dixon	FB	Florida A&M
	(from Buffalo)		
8b	John Griffin	HB	Memphis State
9	Marv Fleming	E	Utah
10a	Lonnie Sanders	HB	Michigan State
10b	Pat Richter	E	Wisconsin
	(from Houston)		
11	Billy Joe	FB	Villanova
12	John Gamble	E	Pacific
13	James Maples	C	Baylor
15	W. Freeman	E	North Texas State
16	David Crossan	G	Maryland
17	Bob Paremore	HB	Florida A&M
18	Charles Mitchell	HB	Washington
19a	Frank Baker	FB	Toledo
19b	Bruce Starling	HB	Florida
	(from Dallas)		
20	Dan Grimm	G	Colorado
21	Ross Nolan	E	N.E. Louisiana
22	Dave Mathiesen	QB	Washington State
23	Billy Mooty	HB	Arkansas
24	C.B. Simons	LB	Stanford
25	Forest Farmer	LB	Purdue
26	Monte Day	T	Fresno State
27	John Sellers	T	Bakersfield JC
28	Bill Reddell	HB	Occidental
29	Kern Carson	HB	San Diego State

### 1964

Rd.	Name	Pos.	School
1	Bob Brown	T	Nebraska
3a	Marv Woodson	DB	Indiana
3b	Matt Snorton	DE-E	Michigan State
	(from Boston)		

## ALL-TIME DRAFT CHOICES, CONT.

6a	Don Shackleford	T	Pacific
6b	Al Denson	FL	Florida A&M
7	Ray Kubala	C-T	Texas A&M
7a	Jerry Richardson	LB	West Texas State
8	Wally Hilgenberg	G-LB	Iowa
9	John Mims	T	Rice
12	Paul Krause	DB	Iowa
13	Charley Parker	QB	Southern Mississippi
14	Bob Hayes	HB	Florida A&M
15	Chuck Logan	E	Northwestern
16	Bob Cherry	E	Wittenburg
17	Jim McNaughton	QB	Utah State
18	George Mira	FL	Miami (Fla.)
19	Odell Barry	FL	Findlay
21	Dick Hering	T	Drake
22	Gary Lewis	HB	Arizona State
23	Ken Brusvan	T	Oregon State
24	Mickey Bitsko	LB	Dayton
25	Jim Jones	E	Wisconsin
26	Bob Berry	QB	Oregon

### 1965

Rd.	Name	Pos.	School
2	Dick Butkus	LB	Illinois
3	Glen Resster	C	Penn State
4	George Donnelly	DB	Illinois
5a	Bob Breitenstein	T	Tulsa
5b	Max Leezow	DT	Idaho

6	Tom Wilhelm	DE	Syracuse
7	Jim Garcia	T	Purdue
8	John Holman	G	Wisconsin
9	Gary Bussell	DB	Georgia Tech
10	Gene Jeter	LB	Arkansas-Pine Bluff
11	Tom Vaughan	HB	Iowa State
12	Tom Myers	QB	Northwestern
13	Mike Strofalino	LB	Villanova
14	John Frick	G	Ohio Univ.
15	Jeff Jordan	DB	Tulsa
16	Brian Schweda	T	Kansas
18	Larry Dupree	HB	Florida
19	Ron Oelschlager	HB	Kansas
20	Terry Metchner	G	Albion

### 1966

Rd.	Name	Pos.	School
1	Jerry Shay	T	Purdue
2	Freeman White	E	Nebraska
3	Bob Hadrick	E	Purdue
4	Randy Johnson	QB	Texas A&I
5	Billy Clay	DB	Mississippi
6	James Fulgham	T	Minnesota
7	Jerry Jone	G	Bowling Green
7a	Scotty Glacken	QB	Duke

8	Goldie Sellers	DB	Grambling
9	Ron Sbranti	LB	Utah State
10	Larry Cox	T	Abilene Christian
11	James Burns	G	Northwestern
13	Eric Crabtree	DB	Pittsburgh
14	Fred Forsberg	DT	Washington
15	Mike Ringer	DB	Oklahoma
16	Frank Rogers	K	Colorado
17	Gary Eickman	DE	Illinois
18	Tom Talaga	T	Notre Dame
19	Tom Coughlin	DE	Miami (Fla.)
20	Cliff Hysell	T	Montana State

### 1967

Rd.	No.	Name	Pos.	School
1	6	Floyd Little	HB	Syracuse
2	32	Thomas Beer	TE	Houston
3a	58	Mike Current	T	Ohio State
3b	59	George Goeddeke	C	Notre Dame
4	85	Carl Cunningham	DE	Houston
5a	110	Fran Lynch	FB	Hofstra
5b	113	John Huard	LB	Maine
6	139	Neal Sweeney	E	Tulsa
7	165	Frank Richter	G	Georgia
8	191	Tom Cassese	E	C.W. Post
9	217	James Summers	DB	Michigan State
10	243	Paul Krause	QB	Dubuque

11	269	Lou Andrus	DE	Brigham Young
13	321	Dennis Furjanic	DE	Houston
14	347	Tom Francisco	HB	Virginia Tech
15	373	Donald Smith	G	Florida A&M
16	399	Jack Lentz	QB	Holy Cross
17	425	Wayne Valley	T	Oregon State

### 1968

Rd.	No.	Name	Pos.	School
2	31	Curley Culp	DE	Arizona State
3a	58	Garrett Ford	RB	West Virginia
3b	75	Robert Vaughan	T	Mississippi

4b	91	Gordon Lambert	LB	Tennessee-Martin
4c	102	Drake Garrett	DB	Michigan State
4d	111	Gus Holloman	DB	Houston

8	196	Steve Holloway	DB	Weber State
9	222	Paul Smith	LB	New Mexico
10	252	Bob Langford	T	Middle Tenn. St.
12	304	Robert Hendrix	T	Mississippi
13	330	Charles Greer	DB	Colorado
14	357	Marlin Briscoe	RB	Nebraska-Omaha
15	386	Jeff Kuhnman	LB	Vermont
16	412	Adin Brown	LB	William & Mary
17	438	Steve Grady	RB	So. California

### 1969

Rd.	No.	Name	Pos.	School
2	36	Grady Cavness	DB	Texas-El Paso
3	61	Bill Thompson	DB	Maryland-E. Shores
4a	84	Mike Schnitker	LB	Colorado
4b	88	Edward Hayes	DB	Morgan State

5	113	Frank Quayle	RB	Virginia
6a	131	Wandy Williams	RB	Hofstra
6b	140	Mike Coleman	RB	Tampa
7	165	Al Giffin	TE	Auburn
9	217	Henry Jones	RB	Grambling
10	244	Jim Smith	DB	Utah State
11	270	Alan Pastrana	QB	Maryland
12	296	Wes Plummer	DB	Arizona State
13	321	John Sias	SE	Georgia Tech
14	348	Gary Crane	LB	Arkansas State
15	373	Errol Kahoun	G	Miami (Ohio)
16	400	Billy Woods	DB	North Texas St.
17	425	Buster O'Brien	QB	Richmond

### 1970

Rd.	No.	Name	Pos.	School
1	11	Bob Anderson	RB	Colorado
2	37	Alden Roche	DE	Southern
3	63	John Kohler	T	South Dakota
4	89	Jerry Hendren	WR	Idaho
5	115	Bill McKoy	LB	Purdue
6	141	John Mosier	TE	Kansas
7	167	Randy Montgomery	CB	Weber State
8	208	Lewis Porter	RB	Southern

9	219	Dave Washington	LB	Alcorn State
10	247	Maurice Fullertcn	DT	Tuskegee
11	271	Cleve Bryant	DB	Ohio Univ.
12	301	Greg Jones	RB	UW-Whitewater
13	323	Jim McKoy	CB	Parsons College
14	349	Jeff Slipp	LB	Brigham Young
15	375	Maher Barakat	K	S. Dakota Tech.
16	401	Bob Stewart	QB	Northern Arizona
17	427	Frank Kalfoss	K	Montana State

### 1971

Rd.	No.	Name	Pos.	School
1	12	Marv Montgomery	DE	So. California
2	35	Dwight Harrison	WR	Texas A&I
4a	79	Lyle Alzado	DE	Yankton College
4b	87	Cleo Johnson	CB	Alcorn State
6	139	Harold Phillips	C	Michigan State
7	165	Doug Adams	CB	Ohio State
8	187	Tom Beard	LB	Michigan State
9	217	John Handy	LB	Purdue
10	243	Carlis Harris	WR	Idaho State

11	269	Roger Roitsch	DT	Rice
12	295	Floyd Franks	WR	Mississippi
13	321	Craig Blackford	QB	Evansville
14	350	Tommy Lyons	C	Georgia
15	373	Lawrence James	RB	Norfolk State
16	399	Steve Thompson	DT	Minnesota
17	425	Jack Simcsak	P-K	Virginia Tech

### 1972

Rd.	No.	Name	Pos.	School
1	5	Riley Odums	TE	Houston
3	58	Bill Phillips	LB	Arkansas State
4	102	Tom Graham	LB	Oregon
5	118	Jim Krieg	WR	Washington

8	186	Ronnie Estay	LB	Louisiana State
9	214	Floyd Priestler	DB	Boston Univ.
10	239	Richard Wilkins	DE	Maryland-E. Shores
11	263	Larry Brunson	WR	Colorado
12	292	Randy McDougall	DB	Weber State
13	317	Bob Warner	RB	Bloomsburg
14	342	Jerome Kundich	G	Texas-El Paso
15	370	Skip Parmenter	DT	Massachusetts
16	395	Tom Bougus	RB	Boston College
17	420	Lou Harris	RB	So. California

### 1973

Rd.	No.	Name	Pos.	School
1	9	Otis Armstrong	RB	Purdue
2	36	Barney Chavous	DE	S. Carolina St.
3a	54	Paul Howard	G	Brigham Young
3b	70	John Wood	DT	Louisiana State
4	88	Tom Jackson	LB	Louisville
5	113	Charles McTorry	DB	Tennessee State
7a	165	Mike Aske	T	Stanford
7b	166	John Grant	DE	So. California
9	217	Lyle Blackwood	DB	Texas Christian
10	244	Al Marshall	WR	Boise State
11	269	Elton Brown	DT	Utah State
12	296	Jim O'Malley	LB	Notre Dame
13a	319	Ed Smith	DE	Colorado College

13b	321	Ed White	RB	Tulsa
14	348	John Hufnagel	QB	Penn State
15	373	Calvin Jones	DB	Washington
16a	398	Oliver Ross	RB	Alabama A&M
16b	200	Ken Muhlbauer	C	Idaho
17	425	Kenneth Morgan	TE	Elon College

### 1974

Rd.	No.	Name	Pos.	School
1	14	Randy Gradishar	LB	Ohio State
2	42	Carl Wafer	DT	Tennessee State
3	68	Claudia Minor	T	San Diego State

4	92	Ozell Collier	CB	Colorado
6	145	John Winesberry	WR	Stanford
10	248	Charlie Johnson	CB	Southern
11	276	Steve Buchanan	RB	Holy Cross
12	301	Larry Cameron	LB	Alcorn State
13	326	John Clerkley	DT	Fort Valley State
14	345	Rich Marks	DB	Northern Illinois
15	379	Piel Pennington	QB	Massachusetts
16	404	Darrell Austin	T	South Carolina
17	432	Boyd Brown	TE	Alcorn State

### 1975

Rd.	No.	Name	Pos.	School
1	17	Louis Wright	CB	San Jose State
2	43	Charlie Smith	DE	N. Carolina Cen.
3a	54	Mike Frankowiak	QB/KS	Central Michigan

3b	69	Drew Mahalic	LB	Notre Dame
4a	84	Steve Taylor	DB	Georgia
4b	95	Rick Upchurch	WR	Minnesota
5a	107	Stan Rogers	T	Maryland

5b	121	Rubin Carter	DT	Miami (Fla.)
8	199	Steve Foley	S-QB	Tulane
9	225	Roussel Williams	DB	Arizona
10	240	Hank Englehardt	C	Pacific
10	251	Steve Haggerty	WR	Nev.-Las Vegas
12	303	Harry Walters	LB	Maryland

13	329	Eric Penick	RB	Notre Dame
14	355	Jerry Arnold	G	Oklahoma
15	381	Ken Shelton	TE	Virginia
16	401	Bubba Bridges	DT	Colorado
17	433	Lester Sherman	RB	Albany State

### 1976

Rd.	No.	Name	Pos.	School
1	15	Tom Glassic	G	Virginia
2	43	Kurt Knoff	S	Kansas
4	107	Craig Penrose	QB	San Diego State
5	139	Lonnie Perrin	RB	Illinois
8	224	James Betterson	RB	North Carolina
9a	252	Jim Czirr	C	Michigan
9b	260	Jim Lisko	LB	Arkansas State
10	278	Art Gilliam	DE	Grambling
11	306	Greg Pittman	LB	Iowa State
12	334	Randy Moore	DT	Arizona State
13	362	Donnie McGraw	CB	Houston
14	390	Larry Evans	LB	Mississippi Coll.
15	418	Wilbur Summers	P	Louisville
16	446	John Huddleston	LB	Utah
17	474	Randy Cozens	LB	Pittsburgh

### 1977

Rd.	No.	Name	Pos.	School
1	18	Steve Schindler	G	Boston College
2	45	Rob Lytle	RB	Michigan
4	101	Bill Bryan	C	Duke
7	185	Larry Swider	P	Pittsburgh
8	212	Calvin Culliver	RB	Alabama
9	241	Charles Jackson	NT	Washington
10	268	Orna Middlebrook	WR	Arkansas State
11	297	Phil Heck	LB	California
12	324	Scott Levenhagen	TE	Western Illinois

### 1978

Rd.	No.	Name	Pos.	School
1	27	Don Latimer	DT	Miami (Fla.)
2	55	Bill Gay	TE	So. California
8	221	Frank Smith	T	Alabama A&M
10	277	Vince Kinney	WR	Maryland
11	305	Lacy Brumley	T	Clemson

### 1979

Rd.	No.	Name	Pos.	School
1	22	Kelvin Clark	T	Nebraska
3	77	Bruce Radford	DE	Grambling
4	105	Charles Jefferson	DB	McNeese State
5	132	Rick Leach	QB	Michigan
6	148	Jeff McIntyre	LB	Arizona State
7	188	Luke Prestridge	P	Baylor
9	242	Charlie Taylor	WR	Rice
11	297	Zachary Dixon	RB	Temple
12	325	David Jacobs	K	Syracuse

### 1980

Rd.	No.	Name	Pos.	School
2	42	Rulon Jones <i>(from Cleveland)</i>	DE	Utah State
3	74	Larry Carter	DB	Kentucky
4	107	Rick Parros	RB	Utah State
5a	131	Mike Harden	S	Michigan
5b	136	Laval Short <i>(from San Diego)</i>	NT	Colorado
6	157	Keith Bishop	G	Baylor
7	184	John Havokost	G	Nebraska
8	197	Don Coleman	WR	Oregon

## ALL-TIME DRAFT CHOICES, CONT.

1982				
Rd.	No.	Name	Pos.	School
1	21	Gerald Willhite (from Buffalo)	RB	San Jose State
2	50	Orlando McDaniel	WR	Louisiana State
4	106	Dan Plater (from Buffalo)	WR	Brigham Young
5	131	Sammy Winder	RB	So. Mississippi
7	189	Alvin Ruben	DE	Houston
9	243	Keith Uecker	T	Auburn
10	274	Ken Woodard	LB	Tuskegee
11	300	Stuart Yatsko	G	Oregon
12	327	Brian Clark	G	Clemson

1983				
Rd.	No.	Name	Pos.	School
1	4	Chris Hinton	G	Northwestern
2	31	Mark Cooper	T	Miami (Fla.)
3	60	Clinton Sampson	WR	San Diego State
5a	116	Weedy Harris	LB	Houston
5b	125	Bruce Baldwin (from New Orleans)	CB	Harding
6	143	Victor Hefflin	CB	Delaware State
7	172	Myron Dupree	CB	N. Carolina Cent.
8	197	Gary Kubiak (from Baltimore)	QB	Texas A&M
9	228	Brian Hawkins	CB	San Jose State
10	254	Walt Bowyer	DE	Arizona State
11	283	Don Bailey	C	Miami (Fla.)
12	310	Karl Mecklenburg	NT/DE	Minnesota

1984				
Rd.	No.	Name	Pos.	School
2	46	Andre Townsend	NT/DE	Mississippi
3	78	Tony Lilly	S	Florida
4	89	Randy Robbins (from San Diego through Tampa Bay)	CB	Arizona
6	159	Aaron Smith	LB	Utah State
7	186	Clarence Kay	TE	Georgia
8a	207	Winford Hood (from Green Bay)	G	Georgia
8b	218	Scott Garnett	NT	Washington
9	245	Chris Brewer	RB	Arizona
10	272	Bobby Micho	TE	Texas
11	298	Gene Lang	RB	Louisiana State
12	326	Murray Jarman	WR	Clemson

1984 SUPPLEMENTAL DRAFT				
Rd.	No.	Name	Pos.	School
1	19	Freddie Gilbert	DE	Georgia
2	46	Rick Massie	WR	Kentucky
3	78	Reggie Smith	T	Kansas

1985				
Rd.	No.	Name	Pos.	School
1	26	Steve Sewell	RB	Oklahoma
2a	31	Vance Johnson (from Houston)	WR	Arizona
2b	54	Simon Fletcher	DE	Houston
4	110	Keli McGregor	TE	Colorado State
5	139	Billy Hinson (from Miami)	G	Florida
7	194	Dallas Cameron	NT	Miami (Fla.)
8	222	Eric Riley	CB	Florida State
9	249	Daryl Smith	CB	North Alabama
10a	269	Buddy Funck (from New England)	QB	New Mexico
10b	278	Ron Anderson	LB	Southern Meth.
11	306	Gary Rolle	WR	Florida
12	334	Dan Lynch	G	Washington St.

1986				
Rd.	No.	Name	Pos.	School
4	104	Jim Juriga	G	Illinois
5	134	Tony Colorito	NT	So. California
6a	151	Orson Mobley (from Green Bay)	TE	Salem College (W.V.)
6b	161	Mark Jackson	WR	Purdue
7	188	Ray Phillips	LB	N. Carolina St.
8	217	Bruce Klostermann	LB	S. Dakota St.
9	244	Joe Thomas	WR	Miss. Valley St.
10	271	Victor Hall	TE	Jackson State
11	301	Thomas Dendy	RB	South Carolina

1987				
Rd.	No.	Name	Pos.	School
1	27	Ricky Nattiel	WR	Florida
3	86	Michael Brooks	LB	Louisiana State
4	111	Marc Munford	LB	Nebraska
6	167	Warren Marshall	RB	James Madison
7	194	Wilbur Strozier	TE	Georgia
8	222	Dan Morgan	G	Penn State
9	250	Bruce Plummer	CB	Mississippi State
10	278	Rafe Wilkinson	LB	Richmond
11a	299	Steve Roberts (from L.A. Rams)	DE	Washington
11b	306	Tommy Neal	RB	Maryland
12	334	Tyrone Braxton	CB	North Dakota St.

1988				
Rd.	No.	Name	Pos.	School
1	26	Ted Gregory	NT	Syracuse
2	45	Gerald Perry	T	Southern
3	79	Kevin Guidry	CB	Louisiana State
5	136	Corris Ervin	CB	Central Florida
7a	174	Pat Kelly (from L.A. Rams)	TE	Syracuse
7b	192	Garry Frank	G	Mississippi State
9	248	Mel Farr, Jr.	RB	UCLA
10	268	Channing Williams (from Pittsburgh)	RB	Arizona
11	304	Richard Calvin	RB	Washington St.
12	332	Johnny Carter	NT	Grambling

1989				
Rd.	No.	Name	Pos.	School
1	20	Steve Atwater (from Cleveland)	S	Arkansas
2a	41	Doug Widell	G/T	Boston College
2b	47	Warren Powers (from Cleveland)	DE	Maryland
3	69	Darrell Hamilton	T	North Carolina
4	97	Richard McCullough	DE	Clemson
5	132	Darren Carrington (from Cleveland)	CB	Northern Arizona
6	152	Anthony Stafford	WR	Oklahoma
7	180	Melvin Bratton	RB	Miami (Fla.)
8	208	Paul Green	TE	So. California
9a	236	Monte Smith	G	North Dakota
9b	241	Wayne Williams (from Cleveland)	RB	Florida
10	264	Anthony Butts	NT	Mississippi State
11	292	Richard Shelton	CB	Liberty
12	320	John Javis	WR	Howard

1989 SUPPLEMENTAL DRAFT				
Rd.	No.	Name	Pos.	School
1		Bobby Humphrey	RB	Alabama

1990				
Rd.	No.	Name	Pos.	School
2	52	Alton Montgomery	DB	Texas A&M
4	92	Jeroy Robinson (from Dallas)	LB	Texas A&M
5a	111	Jeff Davidson (from Atlanta)	G	Ohio State
5b	136	Le-Lo Lang	DB	Washington
6	164	Ronnie Haliburton	TE	Louisiana State
7	192	Shannon Sharpe	WR	Savannah State
8	219	Brad Leggett	C	So. California
9	247	Todd Ellis	QB	South Carolina
10a	259	James Szymanski (from Indianapolis)	DE	Michigan State
10b	275	Anthony Thompson	LB	East Carolina

1991				
Rd.	No.	Name	Pos.	School
1	4	Mike Croel	LB	Nebraska
2	30	Reggie Johnson	TE	Florida State
3	61	Keith Traylor	LB	Central St. (Okla.)
4	89	Derek Russell (from L.A. Rams)	WR	Arkansas
5	115	Greg Lewis	RB	Washington
6	142	Nick Subis	T/C	San Diego State
8	200	Kenny Walker	DE	Nebraska
9	227	Don Gibson	NT	So. California
10	253	Curtis Mayfield	WR	Oklahoma State
11	284	Shawn Moore	QB	Virginia

1992				
Rd.	No.	Name	Pos.	School
1	25	Tommy Maddox	QB	UCLA
2	54	Shane Dronett	DE	Texas
4	110	Chuck Johnson	T/G	Texas
5	137	Frank Robinson	CB	Boise State
7a	170	Ron Geater (from Tampa Bay)	DE	Iowa
7b	181	Jim Johnson (from New York Jets)	T	Michigan State
7c	193	Jon Bostick	WR	Nebraska
8	208	Dietrich Lockridge (from New York Jets)	T/G	Jackson State
9	249	Muhammad Oliver	CB	Oregon
10	278	Bob Meeks	C/T	Auburn
11	305	Cedric Tillman	WR	Alcorn State
12	334	John Granby	CB/S	Virginia Tech

1993				
Rd.	No.	Name	Pos.	School
1	11	Dan Williams (from Cleveland)	DE	Toledo
2	43	Glyn Milburn	RB	Stanford
3a	69	Rondell Jones (from L.A. Rams)	S	North Carolina
3b	70	Jason Elam	P/K	Hawaii
4	98	Jeff Robinson	DE	Idaho
5	126	Kevin Williams	RB	UCLA
6	154	Melvin Bonner	WR	Baylor
7a	169	Clarence Williams (from New England)	TE	Washington St.
7b	182	Tony Kimbrough	WR	Jackson State
8	210	Brian Stablein	WR	Ohio State

1994				
Rd.	No.	Name	Pos.	School
2	51	Allen Aldridge	LB	Houston
4	123	Randy Fuller	CB	Tennessee State
7a	210	Keith Burns	LB	Oklahoma State
7b	212	Butler By not'e (from Green Bay)	RB	Ohio State
7c	218	Tom Nalen (from New York Giants)	C	Boston College

1995				
Rd.	No.	Name	Pos.	School
4a	121	Jamie Brown (from Minnesota)	T	Florida A&M
4b	124	Ken Brown (from Dallas)	LB	Virginia Tech
5	146	Phil Yeboah-Kodie	LB	Penn State
6a	182	Fritz Fequiere	OG	Iowa
6b	196	Terrell Davis (from Minnesota)	RB	Georgia
7a	218	Steve Russ	LB	Air Force
7b	222	Byron Chamberlain (from Atlanta)	WR	Wayne State (Mich.)

1996				
Rd.	No.	Name	Pos.	School
1	15	John Mobley	LB	Kutztown
2	44	Tory James	CB	Louisiana State
3a	65	Detron Smith (from Baltimore)	FB	Texas A&M
3b	78	Mark Campbell	DT	Florida
4a	100	Jeff Lewis (from Baltimore)	QB	Northern Arizona
4b	122	Darius Johnson (from Carolina)	CB	Oklahoma
5	149	Patrick Jeffers (from Carolina)	WR	Virginia
6	181	Tony Veland	S	Nebraska
7a	213	Leslie Ratliffe (from Baltimore)	T	Tennessee
7b	226	Chris Banks	G	Kansas
7c	235	L.T. Levine (from Carolina)	RB	Kansas
7d	236	Brian Gragert	P	Wyoming

1997				
Rd.	No.	Name	Pos.	School
1	28	Trevor Pryce	DT	Clemson
3	67	Dan Neil	G/C	Texas
4	124	Cory Gilliard	S	Ball State

1998				
Rd.	No.	Name	Pos.	School
1	30	Marcus Nash	WR	Tennessee
2	61	Eric Brown	S	Mississippi State

3	91	Brian Griese	QB	Michigan
4	122	Curtis Alexander	RB	Alabama
5	153	Chris Howard	RB	Michigan
7a	200	Trey Teague (from Philadelphia)	T	Tennessee
7b	219	Nate Wayne	LB	Mississippi

1999				
Rd.	No.	Name	Pos.	School
1	31	Al Wilson	LB	Tennessee
2a	58	Montae Reagor (from San Francisco)	DE	Texas Tech
2b	61	Lennie Friedman	G	Duke
3a	67	Chris Watson (from Carolina)	CB	Eastern Illinois
3b	93	Travis McGriff	WR	Florida
4	127	Olandis Gary	RB	Georgia
5a	158	David Bowens (from Dallas)	LB	Western Illinois
5b	167	Darwin Brown (compensatory selection)	CB	Texas Tech
6a	179	Desmond Clark (from Washington)	TE	Wake Forest
6b	204	Chad Plummer (compensatory selection)	WR	Cincinnati
7a	218	Billy Miller (from Washington)	WR	Southern Calif.
7b	238	Justin Swift	TE	Kansas State

2000				
Rd.	No.	Name	Pos.	School
1	15	Deltha O'Neal (from Baltimore)	CB	California
2a	40	Ian Gold	LB	Michigan
2b	45	Kenoy Kennedy (from Baltimore)	S	Arkansas
3	70	Chris Cole	WR	Texas A&M
4a	101	Jerry Johnson	DT	Florida State
4b	112	Cooper Carlisle (from Carolina)	G/T	Florida
5	154	Muneer Moore (from Seattle)	WR	Richmond
6	189	Mike Anderson (from St. Louis)	RB	Utah
7a	214	Jarious Jackson	QB	Notre Dame
7b	246	Leroy Fields (compensatory selection)	WR	Jackson State

2001				
Rd.	No.	Name	Pos.	School
1	24	Willie Middlebrooks	CB	Minnesota
2	51	Paul Toviesi (from Tampa Bay through Buffalo)	DE	Marshall
3	87	Reggie Hayward	DE	Iowa State
4a	113	Ben Hamilton (from Green Bay)	C	Minnesota
4b	120	Nick Harris	P	California
6	190	Kevin Kasper	WR	Iowa

2002				
Rd.	No.	Name	Pos.	School
1	19	Ashey Lelie	WR	Hawaii
2	51	Clinton Portis	RB	Miami (Fla.)
3	96	Dorsett Davis (from New England through Wash. and Balt.)	DT	Mississippi State
4	131	Sam Brandon (from New England)	S	Nevada-Las Vegas
5	144	Herb Haygood (from New England)	WR	Michigan State
6	191	Jeb Putzier	TE	Boise State
7a	228	Chris Young (from Atlanta)	S	Georgia Tech
7b	231	Monsanto Pope	DT	Virginia

2003				
Rd.	No.	Name	Pos.	School
1	20	George Foster	T	Georgia
2	51	Terry Pierce	LB	Kansas State
4a	108	Quentin Griffin <i>from Carolina</i>	RB	Oklahoma
4b	114	Nick Eason	DT	Clemson
4c	128	Bryant McNeal <i>(from Green Bay through Carolina)</i>	DE	Clemson
5a	157	Ben Claxton <i>(from New England)</i>	C	Mississippi
5b	158	Adrian Madise	WR	Texas Christian
6	194	Aaron Hunt	DE	Texas Tech
7a	227	Clint Mitchell	DE	Florida
7b	235	Ahmad Galloway	RB	Alabama



## MISCELLANEOUS PLAYER MOVEMENT HISTORY

### EQUALIZATION, EXPANSION DRAFTS

- 1962** — **AFL Equalization Draft:** Broncos obtain OG John Denvir from San Diego, OE Jerry Richardson from San Diego, QB Richie Lucas from Buffalo, DT Ike Lassiter from Dallas and HB Charles Bolden from Houston.
- 1966** — **Expansion Draft:** Broncos lost LB Tom Erlandson, DE Ed Cooke, OG Tommy Nomina and DB John McGeever to the Miami Dolphins.
- 1968** — **Expansion Draft:** Broncos lost RB Cookie Gilchrist, OG Pat Matson, LB Henry Sorrell, RB Mike Kellogg and DB Lonnie Wright to the Cincinnati Bengals.
- 1976** — **Expansion Draft:** Broncos lost OT Mike Current and DT Bubba Bridges to Tampa Bay and DB Steve Taylor to the Seattle Seahawks.
- 1995** — **Expansion Draft:** Broncos lost WR Cedric Tillman to Jacksonville and FS Charles Swann to the Carolina Panthers.
- 1999** — **Expansion Draft:** Broncos lost WR Justin Armour to the Cleveland Browns.
- 2001** — **Expansion Draft:** No Broncos players taken by the Houston Texans.

### PLAN B FREE AGENT SIGNINGS/LOSSES (1989-92)

- 1989** — **(Signed)** T Paul Blair (Chicago), DE Alphonso Carreker (Green Bay), T Bill Contz (New Orleans), TE Doug Cosbie (Dallas), LB Scott Curtis (Philadelphia), RB Kerry Goode (Tampa Bay), CB Wymon Henderson (Minnesota), LB Blake Peterson (Washington), RB Reggie Ware (Raiders), CB Dennis Woodberry (Washington), WR Michael Young (Rams).  
**(Lost)** DE Walt Bowyer (Kansas City), WR Sam Graddy (Raiders), WR Jason Johnson (Pittsburgh).
- 1990** — **(Signed)** LB Ty Allert (Philadelphia), RB Lorenzo Hampton (Miami), WR Jason Johnson (Pittsburgh), TE David Little (Philadelphia), DE Mark Mraz (Raiders), CB Elliott Smith (San Diego), LB Rod Stephens (Seattle), TE Chris Verhulst (Houston), DE Robb White (Giants).  
**(Lost)** TE Pat Kelly (Jets), LB Bruce Klostermann (Raiders), C Mike Ruether (Atlanta), LB Randy Thornton (Giants).
- 1991** — **(Signed)** CB Charles Dimry (Atlanta), G Crawford Ker (Dallas), FB Robert Perryman (Dallas).  
**(Lost)** LB Marc Munford (Kansas City), RB Kerry Porter (Houston).
- 1992** — **(Signed)** TE Robert Awalt (Dallas), G/T Elbert Crawford (New England), QB Steve Pelleur (Kansas City), T Frank Pollack (San Francisco).  
**(Lost)** S Randy Robbins (New England).

### UNRESTRICTED FREE AGENT SIGNINGS/LOSSES (1993-2003)

- 1993** — **Signed:** RB Rod Bernstine (San Diego), RB Robert Delpino (Los Angeles Rams), G Brian Habib (Minnesota), T Don Maggs (Houston), LB Dave Wyman (Seattle). **Lost:** LB Michael Brooks (New York Giants), WR Mark Jackson (New York Giants).
- 1994** — **Signed:** WR Jeff Campbell (Detroit), CB Ray Crockett (Detroit), LB Richard Harvey (Buffalo), CB Randy Hilliard (Cleveland), WR Anthony Miller (San Diego). **Lost:** WR Vance Johnson (San Diego).
- 1995** — **Signed:** RB Aaron Craver (Miami), LB Britt Hager (Philadelphia), S Tim Hauck (Green Bay), DT James Jones (Cleveland), OL Bill Lewis (Arizona), DT Mike Lodish (Buffalo), WR Ed McCaffrey (San Francisco), T Reggie McElroy (Minnesota), QB Bill Musgrave (San Francisco), DT Michael Dean Perry (Cleveland), G Mark Schlereth (Washington), T Bill Schultz (Houston), CB Eric Thomas (N.Y. Jets), T Broderick Thompson (Philadelphia), CB Lionel Washington (L.A. Raiders). **Lost:** LB Richard Harvey (New Orleans), T Kirk Scrafford (San Francisco), DT Ted Washington (Buffalo), C/G Dave Widell (Jacksonville).
- 1996** — **Signed:** CB Toi Cook (New Orleans), DT Jumpy Geathers (Atlanta), RB Vaughn Hebron (Philadelphia), LB Bill Romanowski (Philadelphia), WR Mike Sherrard (N.Y. Giants), DE Aaron Wallace (Oakland), DE Alfred Williams (49ers). **Lost:** DT Shane Dronett (Atlanta).
- 1997** — **Signed:** LB Arnold Ale (San Diego), WR Flipper Anderson (Washington), QB Bubby Brister, S Dedrick Dodge (San Francisco), CB Darrien Gordon (San Diego), WR Willie Green (Carolina), FB Howard Griffith (Carolina), RB Derek Loville (San Francisco), RB Anthony Lynn (San Francisco), LB Godfrey Myles (Dallas), DE Neil Smith (Kansas City), T Harry Swayne (San Diego), DT Keith Traylor (Kansas City). **Lost:** RB Aaron Craver (San Diego), S Tim Hauck (Seattle), S Rondell Jones (Baltimore), DE Jeff Robinson (St. Louis), OL Ralph Tamm (Kansas City).
- 1998** — **Signed:** QB Doug Nussmeier (New Orleans), DE Marvin Washington (San Francisco). **Lost:** LB Allen Aldridge (Detroit), G Brian Habib (Seattle).
- 1999** — **Signed:** T Tony Berti (Seattle), CB Dale Carter (Kansas City), DE Carl Reeves (Chicago). **Lost:** LB Keith Burns (Chicago), WR Willie Green (Miami), T Harry Swayne (Baltimore), DE Marvin Washington (San Francisco).
- 2000** — **Signed:** DE Lester Archambeau (Atlanta), G David Diaz-Infante (Philadelphia), QB Gus Frerotte (Detroit), DT Bob Kuberski (New England), CB Jeremy Lincoln (N.Y. Giants), LB Ricardo McDonald (Chicago), DE Kavika Pittman (Dallas), CB Darryl Pounds (Washington). **Lost:** DT Paul Grasmanis (Philadelphia), CB Tory James (Oakland), TE Shannon Sharpe (Baltimore).
- 2001** — **Signed:** T Ethan Brooks (Arizona), FB Tony Carter (New England), LB Henri Crockett (Atlanta), T Todd Fordham (Jacksonville), TE Patrick Hape (Tampa Bay), WR Eddie Kennison (Chicago), DT Leon Lett (Dallas), CB Denard Walker (Tennessee). **Lost:** CB Ray Crockett (Kansas City), TE Byron Chamberlain (Minnesota).
- 2002** — **Signed:** DT Lionel Dalton (Baltimore), LB Terry Killens (San Francisco), S Izell Reese (Dallas), T Ephraim Salaam (Atlanta). **Lost:** CB Eric Davis (Detroit), QB Gus Frerotte (Cincinnati), T Trey Teague (Buffalo).
- 2003** — **Signed:** DT Daryl Gardener (Washington), G Heath Irwin (St. Louis), QB Jake Plummer (Arizona). **Lost:** RB Olandis Gary (Buffalo), CB Tyrone Poole (New England), DT Montae Reagor (Indianapolis), Izell Reese (Buffalo).

## MAJOR TRADES IN BRONCOS HISTORY

### 2003

Obtained 4th-2003 (DE Bryant McNeal) and 5th-2003 (C Ben Claxton) from New England in exchange for 4th-2003 (CB Asante Samuel).  
Obtained 4th-2003 (RB Quentin Griffin), 4th-2003 [traded to New England (CB Asante Samuel) in exchange for 4th-2003 (DE Bryant McNeal) and 5th-2003 (C Ben Claxton)] and 7th-2003 (DE Clint Mitchell) from Carolina in exchange for 3rd-2003 (DB Ricky Manning).

### 2002

Obtained 4th-2002 (S Sam Brandon) and 5th-2002 (WR Herb Haygood) from New England in exchange for 4th-2002 (QB Rohan Davey).  
Obtained 3rd-2002 (DT Dorsett Davis) from Baltimore in exchange for 4th-2002 (P Dave Zastudil) and 5th-2002 (TE Terry Jones).

### 2001

Obtained 7-2002 (S Chris Young) from Atlanta in exchange for LB Henri Crockett.  
Obtained 4th-2002 [traded to Baltimore (P Dave Zastudil), along with 5th-2002 (TE Terry Jones)] from Atlanta in exchange for 7th-2001 (S Corey Hall), 7th-2001 (G Kyan Forney) and 7th-2001 (DE Ronald Flemons).  
Obtained 2nd-2001 (DE Paul Toviessi) from Buffalo in exchange for 2nd-2001 (RB Travis Henry) and 4th-2001 (LB Brandon Spoon).

### 2000

Obtained 4th-2001 [traded back to Buffalo (LB Brandon Spoon) along with 2nd-2001 (RB Travis Henry)] in exchange for 2nd-2001 (DE Paul Toviessi)] from Buffalo in exchange for CB Chris Watson.  
Obtained 4th-2001 (C Ben Hamilton) from Green Bay in exchange for LB Nate Wayne.  
Obtained WR Robert Scott from Green Bay in exchange for conditional draft choice.  
Obtained 5th-2000 (WR Muneer Moore) from Seattle in exchange for 6th-2000 (WR James Williams) and 7th-2000 (DB Clifton Black).  
Obtained 1st-2000 (CB Deltia O'Neal) and 2nd-2000 (S Kenoy Kennedy) from Baltimore in exchange for 1st-2000 (WR Travis Taylor).  
Obtained 6th-2000 (RB Mike Anderson) from St. Louis in exchange for RB Derek Loville.  
Obtained S Billy Jenkins from St. Louis in exchange for 5th-2000 (DE Brian Young) and 5th-2001 (traded by St.Louis to Washington who selected WR Darnierian McCants).  
Obtained 7th-2001 [traded to Atlanta (G Kyan Forney)] from Green Bay in exchange for LB David Bowens.

### 1999

Obtained 7th-2000 [traded to Seattle (DB Clifton Black) along with 6th-2000 (WR James Williams) in exchange for 5th-2000 (WR Muneer Moore)] and 7th-2001 [traded to Atlanta (S Corey Hall) along with 7th-2001 (G Kyan Forney) and 7th-2001 (DE Ronald Flemons) in exchange for 4th-2002] from Washington in exchange for CB Tito Paul.  
Obtained RB John Avery from Miami in exchange for WR Marcus Nash.  
Obtained 6th-1999 (TE Desmond Clark) and 7th-1999 (WR Billy Miller) from Washington in exchange for 5th-1999 (T Derek Smith).  
Obtained 3rd-1999 (CB Chris Watson) and 4th-2000 (G/T Cooper Carlisle) from Carolina in exchange for QB Jeff Lewis.

### 1998

Obtained 5th-1999 (DE/LB David Bowens) from Dallas in exchange for TE Kendell Watkins.  
Obtained 7th-1998 (T Trey Teague) from Philadelphia in exchange for 6th-1999 (WR Troy Smith).  
Obtained 2nd-1999 (DE Montae Reagor) from San Francisco in exchange for T Jamie Brown.

### 1997

Obtained 3rd-1997 (G Dan Neil) from N.Y. Jets for 3rd-1997 (WR Dedric Ward), 6th-1997 (QB Chuck Clements), 7th-1997 (Jason Ferguson) and 6th-1998 (Dustin Johnson).  
Obtained T Tony Jones from Baltimore for 2nd-1997 (DB Kim Herring).

### 1996

Obtained WR Todd Kinchen from St. Louis for 5th-1997 (Taje Allen).  
Obtained 2nd-1996 [traded to Baltimore (CB Deron Jenkins) for three more picks: 3rd-1996 (RB Detron Smith), 4th-1996 (QB Jeff Lewis) and 7th-1996 (T Leslie Ratliffe)] and 7th-1996 (P Brian Gragert) from Detroit in exchange for RB/KR Glyn Milburn.  
Obtained 4th-1996 (S Darrius Johnson), 5th-1996 (WR Patrick Jeffers) and 7th-1996 (RB L.T. Levine) from Carolina for 4th-1996 (Emmanuel McDaniel).

### 1995

Obtained 4th-1995 (T Jamie Brown) and 6th-1995 (RB Terrell Davis) from Minnesota in exchange for 4th-1995 (QB Chad May).

### 1994

Obtained 4th-1995 (LB Ken Brown) from Los Angeles Rams in exchange for QB Tommy Maddox.  
Obtained 7th-1994 (C Tom Nalen) from New York Giants in exchange for WR Arthur Marshall.  
Obtained WR Mike Pritchard and 7th-1995 (TE Byron Chamberlain) from Atlanta in exchange for 3rd-1994 (G Alai Kalanuivalu) and 1st-1995 (dealt to Minnesota, which selected WR Derrick Alexander).  
Obtained DT Ted Washington from San Francisco in exchange for 5th-1994 (to Green Bay; Dorsey Levens).  
Obtained CB Ben Smith from Philadelphia in exchange for 3rd-1995 (WR Chris T. Jones) and 5th-1996 (Whit Marshall).

## MAJOR TRADES, CONT.

### 1993

Obtained T Gary Zimmerman from Minnesota in exchange for 1st-1994 (Dewayne Washington), 6th-1994 (Andrew Jordan) and 2nd-1995 (Orlando Thomas).  
Obtained 7th-1994 (Butler By not'e) from Green Bay in exchange for G Doug Widell.  
Obtained undisclosed conditional draft choice from Minnesota in exchange for WR Vance Johnson.  
Obtained 1st-1993 (Dan Williams) from Cleveland for 1st-1993 (Steve Everitt) and 3rd-1993 (Mike Caldwell).  
Obtained 3rd-1993 (Rondell Jones) from L.A. Raiders for RB Gaston Green.  
Obtained 3rd-1993 (dealt to Cleveland who selected Mike Caldwell) and 7th-1993 (Clarence Williams) from Atlanta for S Alton Montgomery.

### 1992

Obtained RB Sammie Smith from Miami for RB Bobby Humphrey.  
Obtained 7th-1992 (Jim Johnson) and 8th-1992 (Dietrich Lockridge) from New York Jets in exchange for 6th-1992 (Jeff Blake).  
Obtained 7th-1992 (Ron Geater) from Tampa Bay in exchange for WR Ricky Nattiel.

### 1991

Obtained T Harvey Salem from Detroit in exchange for 3rd-1992 (Thomas McLemore).  
Obtained RB Gaston Green and 4th-1991 (Derek Russell) from Los Angeles Rams for T Gerald Perry and 12th-1991 (Jeff Pahukoa).

### 1990

Obtained DE David Galloway from Phoenix for 8th-1991 (Greg Amsler).  
Obtained T/C David Widell from Dallas for 7th-1991 (Leon Lett).  
Obtained 8th-1991 (traded back to Phoenix, who selected Greg Amsler) from Phoenix for TE David Little.  
Obtained 10th-1990 (James Szymanski) from Los Angeles Raiders for 11th-1990 (Ron Lewis).  
Obtained 5th-1990 (Jeff Davidson) from New England for 4th-1991 (dealt to Pittsburgh: Sammy Walker).

### 1989

Obtained DE Ron Holmes from Tampa Bay for 4th-1990 (Tony Mayberry).  
Obtained DE Kevin Brooks and 4th-1990 (Jeroy Robinson) from Dallas for 3rd-1990 (dealt to New England who selected Greg McMurtry).  
Obtained K David Treadwell from Phoenix in exchange for 12th-1990 (Ken McMichel).  
Obtained 1st-1989 (Steve Atwater), 2nd-1989 (Warren Powers), and a 5th-1989 (Darren Carrington) from Cleveland for 1st-1989 (Eric Metcalf).

### 1988

Obtained FB Calvin Thomas from Chicago in exchange for undisclosed conditional draft choice.  
Obtained NT Shawn Knight from New Orleans for NT Ted Gregory.  
Obtained undisclosed future draft choice from Washington in exchange for RB/TE Bobby Micho.  
Obtained C Mike Ruether from Phoenix in exchange for LB Ricky Hunley.  
Obtained RB Tony Dorsett from Dallas in exchange for conditional 5th-1989 (Jeff Roth).  
Obtained rights to S Kip Corrington from Detroit in exchange for conditional undisclosed future draft choice.

### 1987

Obtained 10th-1988 (Channing Williams) from Pittsburgh for LB Ken Woodard.  
Obtained G Stefan Humphries from Chicago for P Bryan Wagner.  
Obtained C/G Larry Lee from Miami for 8th-1988 (Louis Cheek).

### 1986

Obtained 11th-1987 (Steve Roberts) and undisclosed future draft choice (7th-1988; Pat Kelly) from Los Angeles Rams in exchange for LB Steve Busick.  
Obtained CB Mark Haynes from the New York Giants in exchange for 2nd-1986 (Pepper Johnson) and 6th-1986 (obtained from Tampa Bay; Giants selected Ron Brown), and 2nd-1987 (Adrian White).

### 1985

Obtained TE Mike Barber from Los Angeles Rams in exchange for 12th-1986 (Marcus DuPree).  
Obtained 2nd-1985 (Vance Johnson) from Houston in exchange for 2nd-1985 (obtained from Tampa Bay; Houston selected Richard Byrd) and 5th-1985 (Lee Johnson).  
Obtained 6th-1986 (Orson Mobley) from Green Bay in exchange for QB Scott Brunner.

### 1984

Obtained 6th-1986 (traded to Giants in 1986 in Mark Haynes deal; Giants selected Ron Brown) from Tampa Bay in exchange for DE Brison Manor.  
Obtained rights to LB Ricky Hunley from Cincinnati for 1st-86 (Tim McGee), 3rd-1986 (David Fulcher) and 5th-1987 (Greg Horne).  
Obtained WR Butch Johnson from Houston in exchange for 3rd-1985 (Mike Kelley).  
Obtained WR Dave Logan from Cleveland in exchange for 4th-1984 (Rickey Bolden).  
Obtained QB Scott Brunner from New York Giants in exchange for 4th-1984 (Gary Reasons).  
Obtained 4th-1984 (Randy Robbins) and conditional undisclosed future draft choice (2nd-1985; traded to Houston who selected Richard Byrd) from Tampa Bay in exchange for QB Steve DeBerg.  
Obtained TE Eason Ramson from San Francisco in exchange for 5th-1984 (dealt to Atlanta: Cliff Benson).  
Obtained LB Stan Blinka from New York Jets in exchange for 6th-1985 (Rich Miano).

### 1983

Obtained 5th-1985 (Billy Hinson) from Miami in exchange for LB Larry Evans.  
Obtained 8th-1984 (Winford Hood) from Green Bay in exchange for DE Greg Boyd.  
Obtained rights to QB John Elway from Baltimore Chris Hinton, 1st-1984 (Ron Solt), and QB Mark Herrmann.

### 1982

Obtained 4th-1984 (dealt to Cleveland for Dave Logan; Cleveland selected Rickey Bolden) from New Orleans in exchange for T Kelvin Clark.  
Obtained S J.T. Thomas from Pittsburgh in exchange for 8th-1983 (Henry Odom).  
Obtained linebacker Robert L. Jackson from Cleveland for 6th-1982 (Mike Whitwell).  
Obtained 1st-1982 (Gerald Willhite) and 4th-1982 (Dan Plater) from Buffalo Bills for 1st-1982 (Perry Tuttle).

### 1981

Obtained QB Steve DeBerg from San Francisco for 4th-1983 (dealt to Rams who selected Chuck Nelson).  
Obtained WR Wade Manning from Buffalo for 8th-1982 (dealt to Dallas who selected George Peoples).  
Obtained future undisclosed draft choice (5th-1983; Bruce Baldwin) from New Orleans for LB Rob Nairne.  
Obtained RB Tony Reed from Kansas City for 3rd-1981 (Roger Taylor) and 4th-1982 (Stuart Anderson).

### 1980

Obtained WR Emery Moorehead from New York Giants for 8th-1981 (Mark Reed).  
Obtained RB Don Hardeman from Baltimore for 12th-1980 (Marvin Sims).  
Obtained CB Perry Smith from St. Louis for 8th-1980 (Grant Hudson) and 10th-1981 (Jim Joiner).  
Obtained RB Lawrence McCutcheon from Los Angeles for 3rd-1982 (dealt to Houston; Robert Abraham).  
Obtained QB Matt Robinson from N.Y. Jets for 1st-1980 (dealt to San Francisco, who selected Jim Stuckey), 2nd-1980 (Ralph Clayton) and QB Craig Penrose.

### 1979

Obtained 8th-1980 (Don Coleman) from Baltimore for P Bucky Dilts.  
Obtained 2nd-1980 (Rulon Jones) and 5th-1980 (Laval Short) and 3rd-1981 (traded to Kansas City who selected Roger Taylor) for DE Lyle Alzado.

### 1978

Obtained OT Tom Neville from New England for 10th-1979.  
Obtained DB Charlie West and 6th-1979 (McIntyre) for TE Bill Gay.  
Obtained future undisclosed draft choice from Detroit for center Mike Montler.

### 1977

Obtained RB Jim Jensen from Dallas for 6th-1979 (Martin Cox).  
Obtained OT Andy Maurer from San Francisco for 9th-1978 (Steve McDaniels).  
Obtained C Mike Montler from Buffalo for 2nd-1979 (Jim Haslett).  
Obtained DB Bernard Jackson from Cincinnati for 3rd-1978 (Don Bass) and 7th-1978 (G Dan Bass).  
Obtained QB Craig Morton from the New York Giants for QB Steve Ramsey and 5th-1978 (Brian DeRoo).

### 1976

Obtained LB Godwin Turk from New York Jets for 5th-1977 (Gary Gregory).  
Obtained OT Bill Bain from Green Bay for 3rd-1977 (Rick Scribner).  
Obtained 9th-1976 (Jim Lisko) from St. Louis for DB Jeff Severson.

### 1975

Obtained DB Jeff Severson from Houston for 7th-1976 (Larry Harris).  
Obtained past considerations from Kansas City for TE Billy Masters.  
Obtained C Phil Olsen from Los Angeles for WR Otto Stowe, 3rd-1976 and 6th-1977 (Art Best).  
Obtained DB Clarence Ellis from Atlanta for DB Charles Greer, WR Jerry Simmons and 6th-1976 (Stan Varner).  
Obtained DT Greg Marx and 5th-1975 (Stan Rogers) from Atlanta for G Larron Jackson.

### 1974

Obtained 4th-1975 (Steve Taylor) from Kansas City for LB Tom Graham.  
Obtained 10th-1975 (Hank Englehardt) from Kansas City for T Tom Drougas.  
Obtained 3rd-1975 (Mike Franckowiak) from New York Giants for RB Joe Dawkins.  
Obtained RB Jon Keyworth from Washington for 6th-1975 (Mark Doak) and 11th-1975 (Ardell Johnson).  
Obtained DB John Rowser from Pittsburgh for 6th-1974 (James Wolfe) and 9th-1974 (Tommy Reamon).

### 1973

Obtained LB Ray May from Baltimore for 3rd-1974 (Robert Pratt) and 8th-1974 (Paul Miles).  
Obtained DB Dale Hackbart from St. Louis for 10th-1974 (Greg Hartle).  
Obtained LB Bill Laskey from Baltimore for 7th-1974 (Dan Dickel).  
Obtained WR Gene Washington from Minnesota for WR Rod Sherman and 5th-1974 (Jim Ferguson).

### 1972

Obtained 3rd-1974 (Claudie Minor) and 6th-1974 (traded to Pittsburgh, who selected James Wolfe) from Cleveland for QB Don Horn.  
Obtained WR Haven Moses from Buffalo for WR Dwight Harrison.  
Obtained 3rd-1973 (Paul Howard) from Cleveland for DE Rich Jackson.  
Obtained C Bobby Maples from Pittsburgh for 6th-1973 (Ron Bell).  
Obtained T Rick Sharp from Pittsburgh for 8th-1973 (Loren Toews).  
Obtained DE-T Lloyd Voss from Pittsburgh for 5th-1973 (Dave Reavis).  
Obtained QB Charley Johnson from Houston for 3rd-1973 (dealt to Baltimore, who selected Bill Olds).

## MAJOR TRADES, CONT.

Obtained RB Eddie Ray and 3rd-1973 (John Wood) from San Diego for DT Dave Costa.  
Obtained 7th-1973 (John Grant) from Baltimore for TE John Mosier.  
Obtained LB Al Andrews from Buffalo for LB Dave Washington.  
Obtained 5th-1973 (traded to Pittsburgh, who selected Dave Reavis) from New Orleans for LB John Huard.

### 1971

Obtained RB Joe Dawkins from Houston for RB Dickie Post.  
Obtained OG Larron Jackson and 5th-1972 from Houston for DB Cleophus Johnson.  
Obtained LB Olen Underwood from Houston for OG Bob Young.  
Obtained 5th-1972 (Jim Krieg) from Philadelphia for QB Pete Liske.  
Obtained RB Dickie Post from San Diego for 2nd-1972 (dealt to Rams, who selected Jim Bertelsen).  
Obtained QB Steve Ramsey from New Orleans for 4th-1972 (dealt to Dallas, who selected Tim Kearney).  
Obtained T Roger Shoals from Detroit for LB Carl Cunningham.  
Obtained QB John Stofa from Miami for 7th-1972 (Bill Adams).  
Obtained DB Butch Byrd from Buffalo for 5th-1972 (Robert Penchion).  
Obtained DB Leroy Mitchell from Houston for DB John Charles.  
Obtained DB John Charles and 4th-1972 (Tom Graham) from Minnesota for WR Al Denson.  
Obtained QB Don Horn and 1st-1972 (Riley Odums) from Green Bay for DE Alden Roche and 1st-1972 (Willie Buchanan).  
Obtained K Jim Turner from New York Jets for K Bobby Howfield.

### 1970

Obtained DB Cornell Gordon from New York Jets for DB Gus Hollomon.  
Obtained TE Jim Whalen from Boston for TE Tom Beer.  
Obtained DB Paul Martha from Pittsburgh for C Walter Highsmith and T Wallace Dickey.  
Obtained RB Booker Edgerson from Buffalo for 5th-1972 (dealt to Houston and then Atlanta; Billy Taylor).  
Obtained FB Willis Crenshaw from St. Louis for 3rd-1971 (Jim Livesay).  
Obtained TE Billy Masters from Buffalo for 5th-1971 (Tim Beamer).  
Obtained 8th-1971 (Tom Beard) from Houston for RB Tom Smiley.  
Obtained 4th-1971 (Lyle Alzado) from Boston for K Charlie Gogolak.

### 1969

Obtained RB Tom Smiley from Cincinnati for WR Eric Crabtree.  
Obtained T Walt Barnes from Kansas City for 8th-1970 (Fred Barry).

### 1968

Obtained a future draft choice from the N.Y. Jets for DB Nemiah Wilson, later cancelled when Wilson was cut by the Jets.  
Obtained 4th-1969 (Mike Schnitker) from Kansas City for DT Curley Culp.  
Obtained 3rd-1968 (Robert Vaughan) from Kansas City for DB Goldie Sellers.  
Obtained 4th-1968 (Drake Garrett) from Kansas City for RB Wendell Hayes.  
Obtained 6th-1969 (Wandy Williams) from Buffalo for RB Charlie Mitchell.

### 1967

Obtained QB Steve Tensi from San Diego for 1st-1968 (Russ Washington) and 1st-1969 (Marty Domres).  
Obtained OG Dick Tyson, LB Ray Schmutz and DE Rich Jackson from Oakland for WR Lionel Taylor and C Jerry Sturm.  
Obtained RB Cookie Gilchrist, QB George Wilson, OG Ernie Park and DE Earl Faison from Miami for DE Dan LaRose, LB Jerry Hopkins RB Abner Haynes, and 6th-1968 (Kim Hammond).  
Obtained WR Bill Cronin from Miami for DT Ray Jacobs.  
Obtained DT Dave Costa from Buffalo for 4th-1968 (Edgar Chandler).  
Obtained DT Rex Mirich and 3rd-1967 (dealt to Buffalo, who selected Tom Rhoads) from Oakland for DB Willie Brown and QB Mickey Slaughter.

### 1966

Obtained 3rd-1967 (Mike Current) and 5th-1967 (Fran Lynch) from Miami for RB Cookie Gilchrist.  
Obtained LB Archie Matsos from Oakland for RB Hewritt Dixon.

### 1965

Obtained RB Cookie Gilchrist from Buffalo for RB Billy Joe.  
Obtained RB Abner Haynes from Kansas City for LB Jim Fraser.

### 1964

Obtained DT Stan Fanning and 6th-1964 (Al Denson) from Oakland for RB Gene Mingo.  
Obtained QB Jacky Lee for two years use from Houston for 1st-1965 and DT Bud McFadin.  
Obtained LB Marv Matuszak and DB Billy Atkins from Buffalo for C Walt Cudzik.

Obtained DT-K Dick Guesman, DE Ed Cooke, DT Charlie Janerette, OG Sid Fournet and LB Jim Price from New York Jets for DB Bob Zeman, LB Wahoo McDaniel, WR Gene Prebola and DT Gordy Holz.

### 1962

Obtained RB Bo Dickinson from Dallas for QB Carl Larpenter.  
Obtained HB Bob Scarpitto, DB Bob Zeman and OE Luther Hayes from San Diego for cash.

### 1960

Obtained DB Goose Gonsoulin from Dallas for FB Jack Spikes.

## BRONCOS ALL-TIME ROSTER

List includes players who spent time on the active roster during the regular or postseason. **Current players in bold.**

### A

81	Bob Adams	TE	Pacific	1975
73	Scott Adams	T	Georgia	1997
60	Kenneth M. Adamson	G	Notre Dame	1960-62
57	Allen Aldridge	LB	Houston	1994-97
68	Steve Alexakos	G	San Jose State	1970
58	Elijah Alexander	LB	Kansas State	1993-95
40	Jeff Alexander	RB	Southern	1989, 1992
80	Ray Alexander	WR	Florida A&M	1984
25	Ted Alfien	RB	Springfield College	1969
22	Elihu (Buddy) Allen	HB	Utah State	1961
24	Donald R. Allen	FB	Texas	1960
57	Ty Allert	LB	Texas	1990
73	Henry Allison	T	San Diego State	1977
62	Vaughn S. (Buddy) Alliston	LB	Mississippi	1960
77	Lyle Alzado	DE	Yankton College	1971-78
22	David R. Ames	HB	Richmond	1961
<b>38</b>	<b>Mike Anderson</b>	<b>RB</b>	<b>Utah</b>	<b>2000-02</b>
11	Robert Anderson	HB	Colorado	1970-73
83	Willie "Flipper" Anderson	WR	UCLA	1997
86	Mitch Andrews	TE	Louisiana State	1987
84	Lou Andrus	LB	Brigham Young	1967
92	Lester Archambeau	DE	Stanford	2000
83	Justin Armour	WR	Stanford	1998
24	Otis Armstrong	RB	Purdue	1973-80
65	LeFrancis Arnold	G/C	Oregon	1974
73	Mike Askea	T	Stanford	1973
28	Billy Atkins	DB	Auburn	1964
74	Frank Atkinson	DE	Stanford	1964
47	George Atkinson	S	Morris Brown	1979
27	Steve Atwater	S	Arkansas	1989-98
33	John Avery	RB	Mississippi	1999
67	John Ayers	G	West Texas State	1987

### B

56/65	Jay Bachman	C	Cincinnati	1968-71
75	Bill Bain	T	Southern California	1976-1978
74	Jerry Baker	T	Tulane	1983
79	Chris Banks	G	Kansas	1998-99
85	Mike Barber	TE	Louisiana Tech	1985
62	Ernie Barnes	G	North Carolina College	1963-64
73	Walter Barnes	DE	Nebraska	1969-71
86	Dean Barnett	TE	Nevada-Las Vegas	1983
42	Odell Barry	HB	Findlay	1964-65
52	James Barton	C	Marshall	1961-62
54	Rick Baska	LB	UCLA	1976-77
46	Norman Bass	DB	Pacific	1964
64	Scott Beavers	G	Georgia Tech	1990
85	Tom Beer	TE	Houston	1967-69
56	Dave Behrman	C	Michigan State	1967
73	Kevin Belcher	T	Wisconsin	1987
20	Henry Bell	HB	No college	1960
35	Ken Bell	RB-WR	Boston College	1986-89
3	Scott Bentley	PK	Florida State	1997, 2000
43	Frank Bernardi	DB	Colorado	1960
74	Lee Bernet	T	Wisconsin	1965-66
33	Rod Bernstine	RB	Texas A&M	1993-95
<b>92</b>	<b>Bertrand Berry</b>	<b>DE</b>	<b>Notre Dame</b>	<b>2001-02</b>
<b>11</b>	<b>Steve Beuerlein</b>	<b>QB</b>	<b>Notre Dame</b>	<b>2001-02</b>
54	Keith Bishop	C-G	Baylor	1980-89
24	Tony Boddie	RB	Montana State	1986-87
82/83	Melvin Bonner	WR	Baylor	1993-94
89	Gordon Bowdell	WR	Michigan State	1971
52	David Bowens	LB	Western Illinois	1999
65	Walt Bowyer	DE	Arizona State	1983-84, 1987-88
77	Greg Boyd	DE	San Diego State	1980-82
52	Greg Bracelin	LB	California	1980
23	Ronnie Bradford	DB	Colorado	1993-95
24	Phil Brady	S	Brigham Young	1969



# BRONCOS ALL-TIME ROSTER, CONT.

56	John Bramlett	LB	Memphis State	1965-66
42	<b>Sam Brandon</b>	<b>S</b>	<b>Nevada-Las Vegas</b>	<b>2002</b>
32	Melvin Bratton	RB	Miami (Fla.)	1989-90
34	Tyrone Braxton	DB	North Dakota State	1987-93, 1995-99
19	Don Breaux	QB	McNeese State	1963
76	Bob Breitenstein	T	Tulsa	1965-67
26	Chris Brewer	RB	Arizona	1984
15	Marlin Briscoe	QB	Omaha	1968
6	Bubby Brister	QB	Northeast Louisiana	1997-99
71	Blake Brockermeyer	T	Texas	2002
36	John W. (Red) Brodnax	FB	Louisiana State	1960
11	Jeff Brohm	QB	Louisville	1999
56	Michael Brooks	LB	Louisiana State	1987-92
85	Robert Brooks	WR	South Carolina	2000
87	Boyd Brown	TE	Alcorn State	1974-76
89	Clay Brown	TE	Brigham Young	1983
73	Cyron Brown	DE	Western Illinois	1998-99
26	Eric Brown	S	Mississippi State	1998-2001
34/46	Hardy Brown	LB	Tulsa	1960
70	Jamie Brown	T	Florida A&M	1995-97
55	Ken Brown	LB	Virginia Tech	1995
55	Ken Brown	C	New Mexico	1979
82	Laron Brown	WR	Texas	1987
24	Willie Brown	DB	Grambling	1963-66
64/68/72	Sam Brunelli	G	Colorado State	1966-71
82	Larry Brunson	WR	Colorado	1980
64	Bill Bryan	C	Duke	1977-88
95	Steve Bryan	DE/LB	Oklahoma	1987-88
27	Terrell Buckley	CB	Florida State	2000
80	Tom Buckman	TE	Texas A&M	1969
33	Fred Bukaty	FB	Kansas	1961
60	Joe Burch	C	Texas Southern	1994
21	Bobby Burnett	RB	Arkansas	1969
56/55	<b>Keith Burns</b>	<b>LB</b>	<b>Oklahoma State</b>	<b>1994-98, 2000-02</b>
41	George Burrell	S	Pennsylvania	1969
58	Steve Busick	LB	Southern California	1981-85
21/22	Gerry Bussell	DB	Georgia Tech	1965
51	Bill Butler	LB	San Fernando Valley	1970
28	Butler By'not'e	CB	Ohio State	1994
24	George (Butch) Byrd	DB	Boston University	1971

## C

59	Glenn Cadrez	LB	Houston	1995-2000
28	Scott Caldwell	RB	Texas-Arlington	1987
79	Carter Campbell	DE	Weber State	1971
86	Jeff Campbell	WR	Colorado	1994
67	Mark Campbell	DT	Florida	1996
35	Larry Canada	FB	Wisconsin	1978-81
65	<b>Cooper Carlisle</b>	<b>T</b>	<b>Florida</b>	<b>2000-02</b>
40	Albert R. Carmichael	HB	Southern California	1960-61
40	Paul Carmichael	HB	El Camino J.C.	1965
86	Don Carothers	E	Bradley	1960
89	Kenneth L. Carpenter	E	Oregon State	1960
92	Alphonso Carreker	DE	Florida State	1989-91
29	Darren Carrington	CB	Northern Arizona	1989
89	<b>Dwayne Carswell</b>	<b>TE</b>	<b>Liberty</b>	<b>1994-2002</b>
40	Dale Carter	CB	Tennessee	1999
68	Rubin Carter	DT	Miami (Fla.)	1975-86
37	Tony Carter	FB	Minnesota	2001
51	Tim Casey	LB	Oregon	1969
66	John E. Cash	E	Allen	1961-62
45	Tom Cassese	DB	C.W. Post	1967
28	Jeremiah Castille	CB	Alabama	1987-88
40	Grady Cavness	CB	Texas-El Paso	1969
86	Byron Chamberlain	TE	Wayne State	1995-2000
79	Barney Chavous	DE	South Carolina State	1973-85
15	Max Chobolan	QB	San Fernando State	1966
78	Tom Cichowski	T	Maryland	1968-69
54	Ralph Cindrich	LB	Pittsburgh	1974
78	Brian Clark	T	Clemson	1982
47	Darius Clark	S	Duke	2000-01

43	Derrick Clark	RB	Evangel College	1994
88	Desmond Clark	TE	Wake Forest	1999-2001
20/27	Kevin Clark	DB	San Jose State	1987-88, 1990-91
73	Kelvin Clark	T	Nebraska	1979-81
15	Mike Clendenen	K	Houston	1987
48	George Coghill	S	Wake Forest	1998-2001
26	Don Coffey	E	Memphis State	1963
84/81	<b>Chris Cole</b>	<b>WR</b>	<b>Texas A&amp;M</b>	<b>2000-02</b>
46/21	<b>KaRon Coleman</b>	<b>RB</b>	<b>Stephen F. Austin</b>	<b>2000-02</b>
76	Steve Coleman	DE	Delaware State	1974
69	Tony Colorito	NT	Southern California	1986
59	Darren Comeaux	LB	Arizona State	1982-86
80	Ed Cooke	DE	Maryland	1964-65
81	Andre Cooper	WR	Florida State	1999-2000
63	Mark Cooper	G/T	Miami (Fla.)	1983-87
25	Kip Corrington	S	Texas A&M	1989-90
63	Dave Costa	DT	Utah	1967-71
66	Bill Cottrell	G	Delaware Valley	1972
66/77	Larry Cox	DT	Abilene Christian	1966-68
41	Eric Crabtree	FL	Pittsburgh	1966-68
68	Gary Crane	LB	Arkansas State	1969
29	Aaron Craver	RB	Fresno State	1995-96
33	Willis Crenshaw	FB	Kansas State	1970
53/78	Ken Criter	LB	Wisconsin	1969-74
39	Ray Crockett	CB	Baylor	1994-2000
51	Mike Croel	LB	Nebraska	1991-94
54	Ed Cummings	LB	Stanford	1965
50	Carl Cunningham	LB	Houston	1967-70
74	Mike Current	T	Ohio State	1967-75
58	Scott Curtis	LB	New Hampshire	1989-90

## D

94	<b>Lional Dalton</b>	<b>DT</b>	<b>Eastern Michigan</b>	<b>2002</b>
5	Brad Daluiso	K	UCLA	1992
75	Eldon V. Danenhauer	T	Pittsburg State	1960-65
76	William A. Danenhauer	E	Emporia College	1960
62	Jeff Davidson	G/T	Ohio State	1990-92
32	Dick Davis	RB	Nebraska	1970
96	<b>Dorsett Davis</b>	<b>DT</b>	<b>Mississippi State</b>	<b>2002</b>
25	Eric Davis	CB	Jacksonville State	2001
62	Jack T. Davis	T	Arizona	1960
78	Marvin Davis	DT	Wichita State	1966
30	<b>Terrell Davis</b>	<b>RB</b>	<b>Georgia</b>	<b>1995-2002</b>
33	Joe Dawkins	RB	Wisconsin	1971-73
84	Albert E. Day	T	Eastern Michigan	1960
17	Steve DeBerg	QB	San Jose State	1981-83
39	Robert Delpino	RB	Missouri	1993
55	Rick Dennison	LB	Colorado State	1982-90
88	Al Denson	FL	Florida A&M	1964-70
65	John Denvir	G	Colorado	1962
63	David Diaz-Infante	G/C	San Jose State	1996-98, 2001
71	Wallace Dickey	T	Southwest Texas State	1968-69
35	Richard L. (Bo) Dickinson	FB	Southern Mississippi	1962-63
10	Doug (Bucky) Dilts	P	Georgia	1977-78
29	Charles Dimry	CB	Nevada-Las Vegas	1991-93
30	Hewritt Dixon	FB/TE	Florida A&M	1963-65
31	Zachary Dixon	RB	Temple	1979
2	Joe DiVito	QB	Boston College	1968
33	Dedrick Dodge	S	Florida State	1997
59	Kirk Dodge	LB	Nevada-Las Vegas	1987
85	Chris Doering	WR	Florida	1999-2000
82	Jack Dolbin	WR	Wake Forest	1975-79
49	Matt Dominguez	TE/WR	Sam Houston State	2001
76	Tom Domres	DT	Wisconsin	1971-72
54	Mitch Donahue	LB	Wyoming	1993-94
33	Tony Dorsett	RB	Pittsburgh	1988-89
45	Gary Downs	RB	North Carolina State	1995
14	Richard A. (Skip) Doyle	HB	Ohio State	1960
99	Shane Dronett	DE	Texas	1992-95
76	Tom Drougas	T	Oregon	1974
34	<b>Reuben Droughns</b>	<b>RB</b>	<b>Oregon</b>	<b>2002</b>
97	Darren Drozdov	DT	Maryland	1993-94
32	Joe Dudek	RB	Plymouth State	1987
4	Rick Duncan	K	Eastern Montana	1967

# BRONCOS ALL-TIME ROSTER, CONT.

21	Myron Dupree	CB	North Carolina Central	1983
55	Pete Duranko	DE	Notre Dame	1967-74
<b>E</b>				
24	Booker Edgerson	CB	Western Illinois	1970
85	Ron Egloff	TE	Wisconsin	1977-83
1	<b>Jason Elam</b>	<b>K</b>	<b>Hawaii</b>	<b>1993-2002</b>
62	Jim Elfrid	LB	Colorado State	1961
7	John Elway	QB	Stanford	1983-98
89	John Embree	WR	Compton J.C.	1969-70
14	George Hunter Enis	QB	Texas Christian	1962
88	Pat Epperson	E	Adams State	1960
53	Tom Erlandson	LB	Washington State	1962-65
16	Mike Ernst	QB	Cal State Fullerton	1972
46	Terry Erwin	HB	Boston College	1968
40	Jay Dale Evans	HB	Kansas City	1961
88	Jerry Evans	TE	Toledo	1993-95
56	Larry Evans	LB	Mississippi College	1976-82
35	Blake Ezor	RB	Michigan State	1990
<b>F</b>				
86	Stan Fanning	DE	Idaho	1964
44	Miller Farr	DB	Wichita State	1965
63	Sean Farrell	G	Penn State	1990-91
85	Chafie Fields	WR	Penn State	2000
37	Steve Fitzhugh	DB	Miami (Ohio)	1987
20	Billy Ray Fletcher	E	Memphis State	1966
73	Simon Fletcher	LB/DE	Houston	1985-95
61	Eric Floyd	OL	Auburn	1995
43	Steve Foley	DB	Tulane	1976-86
32	Garrett Ford	FB	West Virginia	1968
57	Fred Forsberg	LB	Washington	1968-73
84	Jason Franci	E	Cal-Santa Barbara	1966
31	Mike Franckowiak	RB	Central Michigan	1975-76
51/55	Jim Fraser	LB/P	Wisconsin	1962-64
42	Al Frazier	HB	Florida A&M	1961-63
86	Marv Frazier	WR	Cheyney State	1973-75
62	Mike Freeman	G	Arizona	1984-87
68	Russell Freeman	T	Georgia Tech	1992-94
12	Gus Frerotte	QB	Tulsa	2000-01
64	Lennie Friedman	G	Duke	1999-2002
24	Randy Fuller	CB	Tennessee State	1994
2	Will Furrer	QB	Virginia Tech	1994
<b>G</b>				
64	George Gaiser	T	Southern Methodist	1968
28	Bob Gaiters	HB	New Mexico State	1963
99	David Galloway	DE	Florida	1990
82	David Gamble	WR	New Hampshire	1997
52	Dave Garnett	LB	Stanford	1995
66	Scott Garnett	NT	Washington	1984
23	Drake Garrett	DB	Michigan State	1968-70
22	Olandis Gary	RB	Georgia	1999-2002
61	Charles E. Gavin	DE	Tennessee State	1960-63
92	Ron Geater	NT	Iowa	1992
79	Jumpy Geathers	DT	Wichita State	1996-97
57	Bob Geddes	LB	UCLA	1972
40	Jack Gehrke	WR	Utah	1971
6	Ralph Giacommaro	P	Penn State	1987
90	Freddie Gilbert	DE	Georgia	1986-88
2/30	Cookie Gilchrist	FB	No college	1965, 1967
17	Scotty Glacken	QB	Duke	1966-67
49	Glenn Glass	DB	Tennessee	1966
62	Tom Glassic	G	Virginia	1976-83
67	George Goeddeke	G	Notre Dame	1967-72
52	<b>Ian Gold</b>	<b>LB</b>	<b>Michigan</b>	<b>2000-02</b>
23	Austin (Goose) Gonsoulin	DB	Baylor	1960-66
79	John Gonzaga	G	No college	1966
62	Brian Goodman	G	UCLA	1975
64	Harvey Goodman	G	Colorado	1976
28	Cornell Gorden	CB	North Carolina A&T	1970-72

21/23	Darrien Gordon	CB	Stanford	1997-98
83	Sam Graddy	WR	Tennessee	1987-88
52/53	Randy Gradishar	LB	Ohio State	1974-83
58/83	Tom Graham	LB	Oregon	1972-74
35	John Granby	S	Virginia Tech	1992
63	John Grant	DT/DE	Southern California	1973-79
95	Paul Grasmanis	DT	Notre Dame	1999
72	Marsharne Graves	T	Arizona	1984
28	Gaston Green	RB	UCLA	1991-92
87	Paul Green	TE	Southern California	1989
85	Willie Green	WR	Mississippi	1997-98
20	Charles Greer	DB	Colorado	1968-74
85	James D. Greer	E	Elizabeth City State	1960
14	Brian Griesse	QB	Michigan	1998-2002
46	John Griffin	HB	Memphis State	1964-66
29	Howard Griffith	FB	Illinois	1997-2001
89	Bill Groman	HB/E	Heidelberg	1963
77	Dick Guesman	T-K	West Virginia	1964
37	Kevin Guidry	CB	Louisiana State	1988
53	Donald Gulseth	LB	North Dakota	1966
63	Melwood N. (Buzz) Guy	G	Duke	1961-62
<b>H</b>				
75	Brian Habib	G	Washington	1993-97
48	Dale Hackbart	S	Wisconsin	1973
85	Joey Hackett	TE	Elon College	1986
84	Mike Haffner	E	UCLA	1968-70
54	Britt Hager	LB	Texas	1995-96
22	Steve Haggerty	DB	Colorado	1975
26	Chris Hale	DB	Southern California	1993
93	Ronnie Haliburton	LB	Louisiana State	1990-91
40	Darryl Hall	S	Washington	1993-94
69	Darrell Hamilton	T	North Carolina	1989-91
50	<b>Ben Hamilton</b>	<b>C</b>	<b>Minnesota</b>	<b>2001-02</b>
72	Wayne Hammond	DT	Montana State	1976
86	<b>Patrick Hape</b>	<b>TE/FB</b>	<b>Alabama</b>	<b>2001-02</b>
23	Billy Hardee	DB	Virginia Tech	1976
31	Mike Harden	CB/S	Michigan	1980-88
78	Archie Harris	OL	William and Mary	1987
34	Raymont Harris	RB	Ohio State	2000
47	Tony Harris	WR	Toledo	1972
82	Dwight Harrison	WR	Texas A&I	1971-72
27	Maurice Harvey	DB	Ball State	1978-80
52	Richard Harvey	LB	Tulane	1994
96	Harald Hasselbach	DE	Washington	1994-2000
67	Johnny Ray Hatley	T	Sul Ross State	1960
37	Tim Hauck	S	Montana	1995-96
71	Arthur A. Hauser	T	Xavier	1961
29/33	Wendell Hayes	HB	Humboldt State	1965-67
82	<b>Herb Haygood</b>	<b>WR</b>	<b>Michigan State</b>	<b>2002</b>
28	Abner Haynes	HB	North Texas State	1965-66
36	Mark Haynes	CB	Colorado	1986-89
98	<b>Reggie Hayward</b>	<b>DE</b>	<b>Iowa State</b>	<b>2001-02</b>
23	Alfred Haywood	RB	Bethune-Cookman	1975
22	Vaughn Hebron	RB	Virginia Tech	1996-98
24	Wymon Henderson	CB	Nevada-Las Vegas	1989-92
86	Jerry Hendren	WR	Idaho	1970
68	Brad Henke	DE/NT	Arizona	1989
89	Gary Henson	E	Colorado	1964
43	Lonnie Hepburn	CB	Texas Southern	1974
31	<b>Kelly Herndon</b>	<b>CB</b>	<b>Toledo</b>	<b>2002</b>
79	<b>Steve Herndon</b>	<b>G</b>	<b>Georgia</b>	<b>2001-02</b>
16	George W. Herring	QB/P	Southern Mississippi	1960-61
10	Mark Herrmann	QB	Purdue	1981-82
50	Jon Hesse	LB	Nebraska	1997
31	Bo Hickey	FB	Maryland	1967
28	Clifford Hicks	CB	Oregon	1995
56/65	Walter Highsmith	C	Florida A&M	1968-69
84	Jack Hill	HB	Utah State	1961
21	Randy Hilliard	CB	Northwestern (La.) State	1994-97
23	George Hoey	DB	Michigan	1975
87	John Hoffman	DE	Hawaii	1972
64	John Hohman	G	Wisconsin	1965-66
73	Shawn Hollingsworth	T	Angelo State	1983

# BRONCOS ALL-TIME ROSTER, CONT.

34	Gus Holloman	DB	Houston	1968-69
90	Ron Holmes	DE	Washington	1989-92
73/74	Gordon Holz	DT	Minnesota	1960-63
74/78	Winford Hood	G/T	Georgia	1984-88
50	Jerry Hopkins	LB	Texas A&M	1963-66
2	Mike Horan	P	Long Beach State	1986-92
13	Don Horn	QB	San Diego State	1971-72
60	Paul Howard	G	Brigham Young	1973-86
3	Bobby Howfield	K	No college	1968-70
57	John Huard	LB	Maine	1967-69
53	Robert Hudson	LB	Clemson	1960-61
14/16	John Hufnagel	QB	Penn State	1974-75
20	Delvin Hughley	CB	Jacksonville State	2001
26	Bobby Humphrey	RB	Alabama	1989-91
2	Bob Humphreys	K	Wichita State	1967-68
79	Stefan Humphries	G	Michigan	1987-88
98	Ricky Hunley	LB	Arizona	1984-87
25	Daniel Hunter	CB	Henderson State	1985-86
8	Todd Husak	QB	Stanford	2001
65/67	Glenn Hyde	G-T	Pittsburgh	1976-81, 1984-85

73	Martin Imhof	DE	San Diego State	1976
62	Jerry Inman	DT	Oregon	1966-73

29	Bernard Jackson	DB	Washington State	1977-80
17	Jarious Jackson	QB	Notre Dame	2000-02
68	Larron Jackson	G	Missouri	1971-74
78	Larry Jackson	DE	Texas A&M	1995
80	Mark Jackson	WR	Purdue	1986-92
87	Richard Jackson	DE	Southern	1967-72
25/28	Roger Jackson	DB	Bethune-Cookman	1982-85, 1987
57	Tom Jackson	LB	Louisville	1973-86
52	Frank Jackunas	C	Detroit	1963
50	Ray Jacobs	LB	North Carolina	1994-95
83	Ray Jacobs	DT	Howard Payne	1963-66
20	Tory James	CB	Louisiana State	1996-99
70	Charlie Janerette	DT	Penn State	1964-65
26	Tom Janik	DB/P	Texas A&I	1963-64
43	Pete Jaquess	DB	Eastern New Mexico	1967-70
81/82	Patrick Jeffers	WR	Virginia	1996-97
32	Billy Jenkins	S	Howard	2000-01
30	Jim Jensen	RB	Iowa	1977-80
81	William Jessup	E	Southern California	1960
51	Eugene Jeter	LB	Arkansas AM&N	1965-67
3	William (Billy) Joe	FB	Villanova	1963-64
86	Barry Johnson	WR	Maryland	1991
86	Butch Johnson	WR	Cal-Riverside	1984-85
12	Charley Johnson	QB	New Mexico State	1972-75
66	Chuck Johnson	T	Texas	1992-93
25	Darius Johnson	CB/S	Oklahoma	1996-99
21	Earl Johnson	DB	South Carolina	1987
87	Jason Johnson	WR	Illinois State	1988
90	Jerry Johnson	DT	Florida State	2000-01
39	Kyle Johnson	RB	Syracuse	2002
89	Reggie Johnson	TE	Florida State	1991-93
82	Vance Johnson	WR	Arizona	1985-93, 1995
95	Tim Joiner	LB	Louisiana State	1987
26	Calvin Jones	CB	Washington	1973-76
53	Danté Jones	LB	Oklahoma	1995
69	David Jones	OL	Texas	1987
20	Daryll Jones	DB	Georgia	1987
72	Ernest Jones	DE	Oregon	1996-98
35	Henry Jones	RB	Grambling	1969
93	James Jones	DT	Northern Iowa	1995
80	Jimmy Jones	WR	Wisconsin	1968
60	K.C. Jones	C	Miami (Fla.)	1997-2000
32	Leonard Jones	DB	Texas State	1987
31	Rondell Jones	S	North Carolina	1993-96
75	Rulon Jones	DE	Utah State	1980-88

77	Tony Jones	T	Western Carolina	1997-2000
31	Victor Jones	RB	Louisiana State	1992
54/85	Larry Jordan	E/LB	Youngstown	1962, 1964
83	Donald G. Joyce	E	Tulane	1962
99	Seth Joyner	LB	Texas-El Paso	1998
66	Jim Juriga	T/G	Illinois	1988-90

55	John Kacherski	LB	Ohio State	1992
59	Larry Kaminski	C	Purdue	1966-73
72	Bob Kampa	DT	California	1974
12	Ken Karcher	QB	Tulane	1987-88
3	Rich Karlis	K	Cincinnati	1982-88
72	Keith Kartz	C-T	California	1987-94
82	Kevin Kasper	WR	Iowa	2001-02
88	Clarence Kay	TE	Georgia	1984-92
61	Bill Keating	DT	Michigan	1966-67
32	Mike Kellogg	FB	Santa Clara	1966-67
86/87	Pat Kelly	TE	Syracuse	1988-89
28	Kenoy Kennedy	S	Arkansas	2000-02
85	Eddie Kennison	WR	Louisiana State	2001
68	Crawford Ker	G	Florida	1991
32	Jon Keyworth	RB	Colorado	1974-80
33	Jim Kiick	RB	Wyoming	1976-77
80/82	Tony Kimbrough	WR	Jackson State	1993-94
81	Todd Kinchen	WR	Louisiana State	1996
70	Donald W. King	E	Kentucky	1960
84	Vince Kinney	WR	Maryland	1978-79
97	Bruce Klostermann	LB	South Dakota State	1987-89
16	Jeff Knappe	QB	Northern Colorado	1980
99	Shawn Knight	NT	Brigham Young	1988
4	Micah Knorr	P/K	Utah State	2002
56	Mike Knox	LB	Nebraska	1987
73	Robert E. Konovsky	E	Wisconsin	1961
71	Greg Kragen	NT	Utah State	1985-93
86	Jim Krieg	WR	Washington	1972
12	Gary Kroner	K	Wisconsin	1965-67
52	Ray Kubala	C	Texas A&M	1964-67
8	Gary Kubiak	QB	Texas A&M	1983-91
52	Frank W. Kuchta	C	Notre Dame	1960
22	Aaron Kyle	DB	Wyoming	1980-82

40	Ron Lamb	FB	South Carolina	1968
51/76	Gordon Lambert	LB	Tennessee-Martin	1968-69
50	Pat Lamberti, Jr.	LB	Richmond	1961
33	Gene Lang	RB	Louisiana State	1984-87
21	Le-Lo Lang	CB	Washington	1990-93
67/76	Ken Lanier	T	Florida State	1981-92, 94
80	Dan LaRose	DE	Missouri	1966
77	Carl James Larpenrter	G	Texas	1960-61
87	Bill Larson	TE	Colorado State	1980
45	Bill Laskey	LB	Michigan	1973-74
73	Isaac T. Lassiter	E	St. Augustine	1962-64
75	Kit Lathrop	DE	Arizona State	1979
72	Don Latimer	DT	Miami (Fla.)	1978-83
48	Mike Leach	TE/L	William & Mary	2002
10	Jim Leclair	QB	C.W. Post	1967-68
53	Roger LeClerc	C	Trinity (Conn.)	1967
15	Jacky Lee	QB	Cincinnati	1964-65
68	Larry Lee	C/G	UCLA	1987
81	Max Leetzow	DE	Idaho	1965-66
85	Ashley Lelie	WR	Hawaii	2002
54	Mike Lemon	LB	Kansas	1975
28	Jack Lentz	S	Holy Cross	1967-68
78	Matt Lepsis	T	Colorado	1997-2002
26	Darrell Lester	FB	McNeese State	1965-66
94	Leon Lett	DE	Emporia State	2001
20/41	Greg Lewis	RB	Washington	1991-92
48	Herman Lewis	DE	Virginia Union	1968
8	Jeff Lewis	QB	Northern Arizona	1996-97
22	Tony Lilly	S	Florida	1984-87
33	Hub Lindsey	HB	Wyoming	1968
2	Steve Lindsey	K	Mississippi	2000



# BRONCOS ALL-TIME ROSTER, CONT.

14	Pete Liske	QB	Penn State	1969-70
44	Floyd Little	HB	Syracuse	1967-75
74	Bill Lobenstein	DL	Wisconsin-Whitewater	1987
89	Kerry Locklin	TE	New Mexico State	1987
97	Mike Lodish	DT	UCLA	1995-2000
89	Dave Logan	WR	Colorado	1984
31	Derek Loville	RB	Oregon	1997-99
58/59	Tim Lucas	LB	California	1987-93
21	Tommy Luke	LB	Mississippi	1968
22	Fran Lynch	HB	Hofstra	1967-76
37	Anthony Lynn	RB	Texas Tech	1993, 1997-99
61	Tom Lyons	G	Georgia	1971-76
41	Rob Lytle	TE/RB	Michigan	1977-83

## M

52	Dan MacDonald	LB	Idaho State	1987
8	Tommy Maddox	QB	UCLA	1992-93
78	Don Maggs	G/T	Tulane	1993-94
33	Ernest G. (Pete) Mangum	LB	Mississippi	1960
83	Wade Manning	WR	Ohio State	1981-82
66	Brison Manor	DE	Arkansas	1977-84
50	Bobby Maples	C	Baylor	1972-78
86	Arthur Marshall	WR	Georgia	1992-93
43	Charles E. Marshall	HB	Oregon State	1962
29	Warren Marshall	RB	James Madison	1987
47	Paul Martha	S	Pittsburgh	1970
83/85	Rick Massie	WR	Kentucky	1987-88
81	Billy Masters	TE	Louisiana State	1970-74
73	Pat Matson	G	Oregon	1966-67
55	Archie Matsos	LB	Michigan State	1966
76/77	Jack Mattox	T	Fresno State	1961-62
55	Marv Matuszak	LB	Tulsa	1964
74	Andy Maurer	T	Oregon	1977
14	Dean May	QB	Louisville	1987
56	Ray May	LB	Southern California	1973-75
87	Ed McCaffrey	WR	Stanford	1995-2002
40	Brendan McCarthy	FB	Boston College	1968-69
10/11	John McCormick	QB	Massachusetts	1963-66, 68
96	Jake McCullough	DE	Clemson	1989-90
67	Robert V. McCullough	G	Colorado	1962-65
33	Lawrence McCutcheon	RB	Colorado State	1980
54	Ed (Wahoo) McDaniel	LB	Oklahoma	1961-63
82	Orlando McDaniel	WR	Louisiana State	1982
68	Reggie McElroy	G/T	West Texas State	1995-96
64	Lewis B. (Bud) McFadin	DT	Texas	1960-63
47	John McGeever	DB	Auburn	1962-65
85	Phil McGeoghan	WR	Maine	2001
91	Chester McGlockton	DT	Clemson	2001-02
89	Keli McGregor	TE	Colorado State	1985
83	Travis McGriff	WR	Florida	1999-2001
16	Monte McGuire	QB	Texas Tech	1987
58	Bill McKoy	LB	Purdue	1970-72
26	Tim McKyer	CB	Texas-Arlington	1997
68	Ron McLean	DL	Cal State Fullerton	1987
45	James R. McMillin	DB	Colorado State	1960-62, 1964-65
41	Robert McNamara	HB	Minnesota	1960-61
77/97	Karl Mecklenburg	LB/DE	Minnesota	1983-94
61	Bob Meeks	C	Auburn	1992-94
64	Jon Melander	G	Minnesota	1993-94
63	Richard Mercier	G	Miami (Fla.)	2000
59	Mark Merrill	LB	Minnesota	1981-82
46/87	Bobby Micho	RB/TE	Texas	1986-87
23	Willie Middlebrooks	CB	Minnesota	2001-02
22	Glyn Milburn	RB	Stanford	1993-95
17	Hugh Millen	QB	Washington	1994-95
83	Anthony Miller	WR	Tennessee	1994-96
82	Billy Miller	WR	Southern California	1999-2000
12	Chris Miller	QB	Oregon	1999
52	Jeff Mills	LB	Nebraska	1990-93
21	Eugene Mingo	HB/K	No college	1960-64

71	Claudie Minor	T	San Diego State	1974-82
20	Tommy Earl Minter	HB	Baylor	1962
67	Dean Miraldi	T	Utah	1985
75	Rex Mirich	DE	Northern Arizona	1967-69
49	Alvin Mitchell	S/WR	Morgan State	1970
27	Charlie Mitchell	HB	Washington	1963-67
41	Leroy Mitchell	CB	Texas Southern	1971-73
51	John Mobley	LB	Kutztown	1996-2002
89	Orson Mobley	TE	Salem College (W.V.)	1986-90
22	Alton Montgomery	S/CB	Houston	1990-92
81/83	Scottie Montgomery	WR	Duke	2000-02
78	Marv Montgomery	T	Southern California	1971-76
21	Randy Montgomery	CB	Weber State	1971-73
52	Mike Montler	C	Colorado	1977
48	Alex Moore	HB	Norfolk State	1968
87	Bob Moore	TE	Stanford	1978
23	Jason Moore	S	San Diego State	1999
78	Leroy Moore	DE	Fort Valley State	1964-65
69	Mookie Moore	G	Troy State	2001-02
76	Randy Moore	DT	Arizona State	1976
12	Shawn Moore	QB	Virginia	1991-93
86	Emery Moorehead	WR/RB	Colorado	1980
7	Craig Morton	QB	California	1977-82
25	Haven Moses	WR	San Diego State	1972-81
85	John Mosier	TE	Kansas	1971
86	Bobby Moten	TE	Bishop College	1968
51	Marc Munford	LB	Nebraska	1987-90
57	Mark Murray	LB	Florida	1991
14	Bill Musgrave	QB	Oregon	1995-96
29	Wilbur Myers	S	Delta State	1983
39	Jesse Myles	RB	Louisiana State	1983-84
54	Chip Myrtle	LB	Maryland	1967-72

## N

58	Rob Nairne	LB	Oregon State	1977-80
66	Tom Nalen	C	Boston College	1994-2002
82	Marcus Nash	WR	Tennessee	1998-99
84	Ricky Nattiel	WR	Florida	1987-92
6	Joe Nedney	K	San Jose State	2000
62	Dan Neil	G	Texas	1997-2002
80	Ron Nery	E	Wisconsin	1963
76	Tom Neville	T	Mississippi State	1978
51	Lee (Mike) Nichols	C	Arkansas A&M	1960-61
43	John Nocera	LB	Iowa	1963
68	Tom Nomina	T	Miami (Ohio)	1963-65
38	Ben Norman	RB	Colorado State	1980
1/4	Chris Norman	P	South Carolina	1984-86
15	Philip H. Nugent	HB	Tulane	1961

## O

27	Tom Oberg	S	Portland State	1968-69
88	Riley Odoms	TE	Houston	1972-83
42	Muhammad Oliver	DB	Oregon	1992
58	Phil Olsen	C	Utah State	1975-76
76	Harold Olson	T	Clemson	1963-64
0	John Olszewski	FB	California	1962
66	Jim O'Malley	LB	Notre Dame	1973-75
24	Deltha O'Neal	CB	California	2000-02
91	Willie Oshodin	DE	Villanova	1993-95

## P

23	Chris Pane	DB	Chico State	1976-79
56	Don Parish	LB	Stanford	1972
60	Ernie Park	G	McMurray College	1967
60	Charlie Parker	G	Southern Mississippi	1965
1	Daren Parker	P	South Carolina	1992
74	Scott Parrish	T	Utah State	1976
24	Rick Parros	RB	Utah State	1981-84
12	Al Pastrana	QB	Maryland	1969-70
28	Tito Paul	CB	Ohio State	1998
88	Russell Payne	TE	Appalachian State	1987
71	Jack Peavey	OL	Troy State	1987
12	Craig Penrose	QB	San Diego State	1976-79
71	James W. Perkins	T	Colorado	1962-64

# BRONCOS ALL-TIME ROSTER, CONT.

33/35	Lonnie Perrin	RB	Illinois	1976-78
60	Gerald Perry	G/T	Southern	1988-90
95	Michael Dean Perry	DT	Clemson	1995-97
33	Robert Perryman	FB	Michigan	1991-92
77	Anton Peters	T	Florida	1963
26	Lyle Pickens	DB	Colorado	1987
74	Evan Pilgrim	OL	Brigham Young	1999
95	Kavika Pittman	DE	McNeese State	2000-02
48	John Pitts	S	Arizona State	1973-75
82	Dave Pivec	TE	Notre Dame	1969
38	Bruce Plummer	DB	Mississippi State	1987-88, 1990
22	Bobby Ply	DB	Baylor	1967
21	Randy Polt	DB	Stanford	1975-77
47	David Poole	DB	Carson-Newman	1993
81	Keith Poole	WR	Arizona State	2001
34	Nathan Poole	RB	Louisville	1982-83, 1985, 1987
37	Tyrone Poole	CB	Fort Valley State	2002
75	Monsanto Pope	DT	Virginia	2002
31	Kerry Porter	RB	Washington State	1990
26	Clinton Portis	RB	Miami (Fla.)	2002
23	Dickie Post	RB	Houston	1971
31	Darryl Pounds	CB	Nicholls State	2000
91	Warren Powers	DE	Maryland	1989-91
88	Eugene Prebola	E	Boston University	1961-63
23	Steve Preece	S	Oregon State	1972
46	Dave Preston	HB	Bowling Green	1978-83
11	Luke Prestridge	P	Baylor	1979-83
56	James Price	LB	Auburn	1964
25	Errol Prisby	DB	Cincinnati	1967
81	Mike Pritchard	WR	Colorado	1994-95
93	Trevor Pryce	DT	Clemson	1997-2002
88	Jeb Putzier	TE	Boise State	2002
83	John J. Pyeatt	HB	No college	1960

Q

26	Frank Quayle	RB	Virginia	1969
----	--------------	----	----------	------

R

78	Bruce Radford	DE	Grambling	1979
10	Steve Ramsey	QB	North Texas State	1971-76
99	Montae Reagor	DE	Texas Tech	1999-2002
	Leo T. Reed	T	Colorado State	1961
32	Tony Reed	RB	Colorado	1981
43	Izell Reese	S	Alabama-Birmingham	2002
74	Dan Remsberg	T	Abilene Christian	1986-87
40	Randy Rich	DB	New Mexico	1977
43	Bob Richardson	DB	UCLA	1966
99	David Richie	DT	Washington	1997
58	Frank Richter	LB	Georgia	1967-69
26	Larry Riley	DB	Salem College (W.V.)	1977
38	Reggie Rivers	RB	Southwest Texas State	1991-96
59	Joe Rizzo	LB	Merchant Marines	1974-80
48	Randy Robbins	DB	Arizona	1984-91
36	Frank Robinson	CB	Boise State	1992-93
94	Jeff Robinson	DE	Idaho	1993-96
95	Jeroy Robinson	LB	Texas A&M	1990
17	Matt Robinson	QB	Georgia	1980
77	Alden Roche	DE	Southern	1970
4	Ruben Rodriguez	P	Arizona	1992
68	William E. Roehneit	LB	Bradley	1961-62
73	Stan Rogers	T	Maryland	1975
35	David S. Rolie	FB	Oklahoma	1960-61
53	Bill Romanowski	LB	Boston College	1996-2001
42	Albert Romine	HB	Florence State	1960
81	Barry Rose	WR	Wisconsin-Stevens Point	1993
30	Oliver Ross	RB	Alabama A&M	1973-75
11	Tobin Rote	QB	Rice	1966
16	Tom Rouen	P	Colorado	1993-2002
33	Justin D. Rowland	HB	Texas Christian	1962
46	John Rowser	DB	Michigan	1974-76
11	T.J. Rubley	QB	Tulsa	1996

40	Martin Rudolph	DB	Arizona	1987
57	Mike Ruether	C	Texas	1988-89
58	Steve Russ	LB	Air Force	1997-2000
39	Darryl Russell	DB	Appalachian State	1987
85	Derek Russell	WR	Arkansas	1991-94
42	Leonard Russell	RB	Arizona State	1994
50	Jim Ryan	LB	William and Mary	1979-88
80	Tom Rychlec	E	American International	1963

S

26	George Saimes	S	Michigan State	1970-72
74	Ephraim Salaam	T	San Diego State	2002
74	Harvey Salem	T	California	1991
84	Clint Sampson	WR	San Diego State	1983-86
55	Glenell Sanders	LB	Louisiana Tech	1994
83	John Sawyer	TE	Southern Mississippi	1983-84
54	Ron Sbranti	LB	Utah State	1966
82	Robert Scarpitto	WR/P	Notre Dame	1962-67
67	Carl Schaukowitz	G	Penn State	1975
67	Steve Schindler	G	Boston College	1977-78
69	Mark Schlereth	G	Idaho	1995-2000
64	Mike Schnitker	G	Colorado	1969-74
74	Bill Schultz	T	Southern California	1995
84/86	John Schultz	WR	Maryland	1976-78
45	Lew Scott	DB	Oregon State	1966
76	Kirk Scrafford	T	Montana	1993-94
35	James H. Sears	H B	Southern California	1960-61
21	Goldie Sellers	DB	Grambling	1966-67
45	Jeff Severson	DB	Long Beach State	1975
30	Steve Sewell	RB/WR	Oklahoma	1985-92
65	Don Shackelford	G	Pacific	1964
75	Rick Sharp	T	Washington	1972
81/84	Shannon Sharpe	TE	Savannah State	1990-99, 2002
17	George H. Shaw	QB	Oregon	1962
45	Richard Shelton	CB	Liberty	1989
84	Rod Sherman	WR	Southern California	1972
88	Mike Sherrard	WR	UCLA	1996
75	Roger T. Shoals	T	Maryland	1971
63	Laval Short	DT	Colorado	1980
80	Jerry Simmons	WR	Bethune-Cookman	1971-74
51	Leon Simmons	LB	Grambling	1963
51	Mike Simone	LB	Stanford	1972-74
67	Jack M. Simpson	LB	Mississippi	1961
45	John Sklopan	HB	Southern Mississippi	1963
7/14	Milton (Mickey) Slaughter	QB	Louisiana Tech	1963-66
39	Tom Smiley	RB	Lamar Tech	1969
56	Aaron Smith	LB	Utah State	1984
55	Art Smith	LB	Hawaii	1980
26	Ben Smith	CB	Georgia	1994
20	Daniel Eugene Smith	HB	Northeast Oklahoma	1961
49	Dennis Smith	S	Southern California	1981-94
42	Detron Smith	FB	Texas A&M	1996-2001
14	Don Smith	G	Florida A&M	1967
75	Ed Smith	DE	Colorado College	1973-75
28	Elliott Smith	CB	Alcorn A&M	1990
72	Harold Smith	T	UCLA	1960
	Hugh B. Smith	E	Kansas	1962
47	James Smith	S	Utah State	1969
57	Matt Smith	LB	West Virginia	1987
65	Monte Smith	G	North Dakota	1989
90	Neil Smith	DE	Nebraska	1997-99
70	Paul Smith	DT/DE	New Mexico	1968-78
45	Perry Smith	DB	Colorado State	1980-81
80	Rod Smith	WR	Missouri Southern	1995-2002
32	Sammie Smith	RB	Florida State	1992
71	Willie Smith	G	Michigan	1960
84	Matt Snorton	TE	Michigan State	1964
70	Brian Sochia	NT/DE	Northwestern Oklahoma State	1991-92
39	Roland Solomon	CB	Utah	1981
51	Henry Sorrell	LB	Chattanooga	1967
33	Jimmy Spencer	CB	Florida	2000-02
59	Donnie Spragan	LB	Stanford	2002
78	Rich Stachowski	DE/NT	California	1983
62	Jerry N. Stalcup	LB	Wisconsin	1961-62

# BRONCOS ALL-TIME ROSTER, CONT.

85	Tim Stallworth	WR	Washington State	1990
14	Scott Stankavage	QB	North Carolina	1984, 1986
46	Bruce Starling	HB	Florida	1963
23	Larry Steele	P	Santa Rosa	1974
19	Fred Steinfort	K	Boston College	1979-81
36	James E. Stinnette	FB/LB	Oregon State	1961-62
21	Jesse Stokes	DB	Corpus Christi	1968
34	Don E. Stone	FB	Arkansas	1961-64
82	Otto Stowe	WR	Iowa State	1974
22	Robert J. Stransky	HB	Colorado	1960
63	David Strickland	T/G	Memphis State	1960
41	Deon Strother	RB	Southern California	1994
70	Dave Studdard	T	Texas	1979-88
72	Jerry G. Sturm	C/T/G	Illinois	1961-66
60	Nick Subis	G/C	San Diego State	1991
50	John Sullins	LB	Alabama	1992
85	Don Summers	TE	Boise State	1984-85
46	Jim Summers	DB	Michigan State	1967
35	Jason Suttle	CB	Wisconsin	1999-2000
25	Charles Swann	WR/DB	Indiana State	1994
80	Shane Swanson	WR	Nebraska	1987
74	Harry Swayne	T	Rutgers	1997-98
49	Neal Sweeney	FL	Tulsa	1967
51	Bob Swenson	LB	California	1975-83
23	Gene Sykes	DB	Louisiana State	1967
94	Jim Szymanski	DE	Michigan State	1990-91

## T

64	Ralph Tamm	G/C	West Chester	1995-96
98	Maa Tanuvasa	DE/DT	Hawaii	1995-2000
65	George Tarasovic	DE	Louisiana State	1967
41	Jerry L. Tarr	E	Oregon	1962
95	Alphonso Taylor	DT	Temple	1993
81	Kitrick Taylor	WR	Washington State	1993
87	Lionel T. Taylor	E	New Mexico Highlands	1960-66
70	Trey Teague	T	Tennessee	1998-2001
13	Steve Tensi	QB	Florida State	1967-70
84	Jim Thibert	LB	Toledo	1965
32	Calvin Thomas	RB	Illinois	1988
48	Earlie Thomas	DB	Colorado State	1975
26	Eric Thomas	CB	Tulane	1995
26	J. T. Thomas	S	Florida State	1982
82	Zach Thomas	WR/PR	South Carolina State	1983-84
53	Anthony Thompson	LB	East Carolina	1990
61	Arland Thompson	G	Baylor	1980
36	Bill Thompson	DB	Maryland State	1969-81
76	Broderick Thompson	T	Kansas	1995-96
77	Jim Thompson	DT	Southern Illinois	1965
4	Robert Thompson	WR	Youngstown State	1987
87	Cedric Tillman	WR	Alcorn State	1992-94
51	Dave Tobey	LB	Oregon	1968
61	Andre Townsend	DE/NT	Mississippi	1984-90
54/94	Keith Traylor	LB/DT	Central State (Okla.)	1991-92, 1997-2000
20	Jerry Traynham	HB	Southern California	1961
9	David Treadwell	K	Clemson	1989-92
37	Steve Trimble	DB	Maryland	1981-83
18	Frank Tripucka	QB	Notre Dame	1960-63
91	Jeff Tupper	DL	Oklahoma	1987
55	Godwin Turk	LB	Southern	1976-78
35	Clem Turner	RB	Cincinnati	1970-72
15	Jim Turner	K	Utah State	1971-79
71	Melvin Tuten	T	Syracuse	1999-2000
23	Maurice Tyler	S	Morgan State	1973-74
72	Richard Tyson	G	Tulsa	1967

## U

67	Keith Uecker	T	Auburn	1982-83
80	Rick Upchurch	WR	Minnesota	1975-83
50	Artie Ulmer	LB	Valdosta State	1999
50	Olen Underwood	LB	Texas	1971

## V

42	Bill Van Heusen	WR/P	Maryland	1968-76
61	Bob Vaughan	G	Mississippi	1968
32	Tony Veland	S	Nebraska	1997
86	Chris Verhulst	TE	Chico State	1990
65	Lloyd Voss	T	Nebraska	1972

## W

37	Bob Wade	CB	Morgan State	1970
30	Clarence Walker	HB	Southern Illinois	1963
27/25	Denard Walker	CB	Louisiana State	2001-02
96	Kenny Walker	DE	Nebraska	1991-92
59	Brett Wallerstedt	LB	Arizona State	1994
35	Lenny Walls	CB	Boston College	2002
56	Dave Washington	LB	Alcorn A&M	1971
56	Dave Washington	E	Southern California	1968
84	Gene Washington	WR	Michigan State	1973
97	Keith Washington	DE	Nevada-Las Vegas	2001-02
48	Lionel Washington	CB	Tulane	1995-96
95	Marvin Washington	DE	Idaho	1998
98	Ted Washington	NT	Louisville	1994
21	Chris Watson	CB	Eastern Illinois	1999
81	Steve Watson	WR	Temple	1979-87
54	Nate Wayne	LB	Mississippi	1998-99
14	Norris Weese	QB	Mississippi	1976-79
40	Ted Wegert	FB	No college	1960
13	Jack Weil	P	Wyoming	1986
29	Bill West	CB	Tennessee State	1972
40/42	Charlie West	DB	Texas-El Paso	1978-79
20	Willie West	DB	Oregon	1964
89	Max Wettstein	E	Florida State	1966
83	Jim Whalen	TE	Boston College	1970-71
89	Andre White	TE	Florida A&M	1967
78	Jim White	DE	Colorado State	1976
79	Dave Widell	C/G	Boston College	1990-94
67	Doug Widell	G	Boston College	1989-92
47	Gerald Willhite	RB	San Jose State	1982-88
91	Alfred Williams	DE	Colorado	1996-99
90	Dan Williams	DE	Toledo	1993-96
	Harold Williams	HB	Miami (Ohio)	1961
29	Wandy Williams	RB	Hofstra	1969-70
85	Jeff Wilner	TE	Wesleyan (Conn.)	1995
56	Al Wilson	LB	Tennessee	1999-2002
48	Nemiah Wilson	DB	Grambling	1965-67
91	Troy Wilson	DE	Pittsburg State	1995
88	Sir Mawn Wilson	WR	Syracuse	1997
45	Steve Wilson	CB	Howard	1982-88
23	Sammy Winder	RB	Southern Mississippi	1982-90
72	Brandon Winey	T	Louisiana State	2001
55	Bryant Winn	LB	Houston	1987
16	Dick Wood	QB	Auburn	1962
54	Lee Woodall	LB	West Chester	2001
52	Ken Woodard	LB	Tuskegee Institute	1982-86
99	Ray Woodard	DE	Texas	1987
85	Chris Woods	WR	Auburn	1989
58	Jack Work	DB	Denver	1960
87	James Earl Wright	HB	Memphis State	1964
35/87	Jim Wright	TE	Texas Christian	1980-85
42	Lonnie Wright	DB	Colorado State	1966-67
20	Louis Wright	CB	San Jose State	1975-86
57/92	Dave Wyman	LB	Stanford	1993-95

## Y

76	William G. Yelverton	E	Mississippi	1960
65	Joseph A. Young	E	Arizona	1960-61
83	Michael Young	WR	UCLA	1989-92
60	Robert Young	G	Howard Payne	1966-70

## Z

46	Bob Zeman	DB	Wisconsin	1962-63
65	Gary Zimmerman	T	Oregon	1993-97



## BRONCOS ALL-TIME ROSTER BREAKDOWN

### NUMBER OF PLAYERS PER SCHOOL

26	—	Colorado
19	—	Oregon
18	—	Louisiana State, Southern California
17	—	Stanford, Wisconsin
16	—	Texas
14	—	Georgia, Maryland, UCLA, Washington
13	—	Colorado State, Nebraska
12	—	Boston College, Florida, Florida State, Mississippi, Notre Dame, Utah State
11	—	Arizona, Houston, Michigan, San Diego State
10	—	California, Michigan State, Texas A&M
9	—	Baylor, Minnesota, Ohio State, Tulane
8	—	Arizona State, Auburn, Clemson, Florida A&M, Tennessee
7	—	Miami (Fla.), Oklahoma, Penn State, San Jose State, Tulsa
6	—	Arkansas, Brigham Young, Duke, Grambling, Idaho, Kansas, Memphis State, Nevada-Las Vegas, Oregon State, Southern Mississippi
5	—	Cincinnati, Hawaii, Illinois, Louisville, Pittsburgh, Purdue, South Carolina, Southern, Syracuse, Toledo, Utah, Virginia, Virginia Tech, Washington State, Wyoming
4	—	Alabama, Alcorn State/Alcorn A&M, Mississippi State, North Carolina, Wichita State
3	—	Bethune-Cookman, Boise State, Georgia Tech, Louisiana Tech, McNeese State, Miami (Ohio), Missouri, Morgan State, New Mexico, New Mexico State, Northern Arizona, Pacific, Temple, Texas Christian, Texas-El Paso, Texas Southern, Texas Tech, Wake Forest, West Virginia, Western Illinois, William and Mary
2	—	Abilene Christian, Appalachian State, Boston University, Bradley, Cal State Fullerton, Chico State, C.W. Post, Eastern Michigan, Emporia State/Emporia College, Fort Valley State, Fresno State, Hofstra, Howard, Howard Payne, Iowa, Kansas State, Jacksonville State, Kentucky, Liberty, Long Beach State, Maine, Marshall, Montana, Montana State, New Hampshire, North Dakota, North Texas State, Pittsburg State, Richmond, Salem College, South Carolina State, Southwest Texas State, Tennessee State, Texas A&I, Texas-Arlington, Troy State, Villanova, Weber State, West Chester, West Texas State, Youngstown State
1	—	Adams State, Air Force Academy, Alabama A&M, Alabama-Birmingham, Allen, American International, Angelo State, Arkansas A&M, Arkansas AM&N, Arkansas State, Ball State, Bishop College, Bowling Green, Cal-Riverside, Cal-Santa Barbara, Carson-Newman, Central Michigan, Central State (Okla.), Chattanooga, Cheyenne State, Colorado College, Compton JC, Corpus Christi, Delaware State, Delaware Valley, Delta State, Denver, Detroit, East Carolina, Eastern Illinois, Eastern Montana, Eastern New Mexico, El Camino JC, Elizabeth City State, Elon, Evangel, Findlay, Florence State, Heidelberg, Henderson State, Holy Cross, Humboldt State, Idaho State, Indiana State, Illinois State, Iowa State, Jackson State, James Madison, Kansas City, Kutztown, Lamar Tech, Maryland State, Massachusetts, McMurray College, Merchant Marines, Missouri Southern, Morris Brown, New Mexico Highlands, Nicholls State, Norfolk State, North Carolina A&T, North Carolina Central, North Carolina College, North Carolina State, North Dakota State, Northeast Louisiana, Northeast Oklahoma, Northern Colorado, Northern Iowa, Northwestern State (La.), Northwest Oklahoma State, Oklahoma State, Omaha, Pennsylvania, Plymouth State, Portland State, Rice, Rutgers, St. Augustine, Sam Houston State, San Fernando Valley, San Fernando State, Santa Clara, Santa Rosa, Savannah State, South Dakota State, Southern Illinois, Springfield, Stephen F. Austin, Sul Ross State, Tennessee-Martin, Texas State, Trinity (Conn.), Tuskegee, Valdosta State, Virginia Union, Wayne State, Wesleyan (Conn.), Western Carolina, Wisconsin-Stevens Point, Wisconsin-Whitewater, Xavier, Yankton.

Seven players did not attend college.

### SERVICE (YEARS PLAYED)

16 YEARS	—	John Elway 1983-98
14 YEARS	—	Tom Jackson 1973-86; Dennis Smith 1981-94
13 YEARS	—	Barney Chavous 1973-85; Paul Howard 1973-86; Ken Lanier 1981-92, '94; Bill Thompson 1969-81
12 YEARS	—	Tyrone Braxton 1987-93, '95-99; Billy Bryan 1977-88; Rubin Carter 1975-86; Karl Mecklenburg 1983-94; Riley Odoms 1972-83; Louis Wright 1975-86
11 YEARS	—	Simon Fletcher 1985-95; Steve Foley 1976-86; Shannon Sharpe 1990-99, 2002; Paul Smith 1968-78
10 YEARS	—	Steve Atwater 1989-98; Jason Elam 1993-2002; Randy Gradisher 1974-83; Vance Johnson 1985-93, '95; Fran Lynch 1967-76; Haven Moses 1972-81; Tom Rouen 1993-2002; Jim Ryan 1979-88; Dave Studdard 1979-88
9 YEARS	—	Keith Bishop 1980, 1982-89; Dwayne Carswell 1994-2002; Mike Current 1967-75; Rick Dennison 1982-90; Mike Harden 1980-88; Rulon Jones 1980-88; Clarence Kay 1984-92; Greg Kragen 1985-93; Gary Kubiak 1983-91; Floyd Little 1967-75; Claudie Minor 1974-82; Tom Nalen 1994-2002; Jim Turner 1971-79; Rick Upchurch 1973-83; Billy Van Heusen 1968-76; Steve Watson 1979-87; Sammy Winder 1982-90
8 YEARS	—	Lyle Alzado 1971-78; Otis Armstrong 1973-80; Keith Burns 1994-98, 2000-02; Terrell Davis 1995-2002; Tom Glassic 1976-83; Glenn Hyde 1976-81, '84-85; Larry Kaminski 1966-73; Keith Kartz 1987-94; Brison Manor 1977-84; Ed McCaffrey 1995-2002; Randy Robbins 1984-91; Steve Sewell 1985-92; Rod Smith 1995-2002; Bob Swenson 1975-79, 81-83
7 YEARS	—	Ray Crockett 1994-2000; Al Denson 1964-70; Pete Duranko 1967-70, 72-74; Ron Egloff 1977-83; Larry Evans 1976-82; Goose Gosonoulin 1960-66; John Grant 1973-79; Charlie Greer 1968-74; Harald Hasselbach 1994-2000; Mike Horan 1986-92; Jerry Inman 1966-71, 73; Mark Jackson 1986-92; Rich Karlis 1982-88; Jon Keyworth 1973-79; Tim Lucas 1987-93; Rob Lytle 1977-83; Bobby Maples 1972-78; John Mobley 1996-2002; Joe Rizzo 1974-80; Lionel Taylor 1960-66; Andre Townsend 1984-90; Gerald Willhite 1982-88; Steve Wilson 1982-88
6 YEARS	—	Michael Brooks 1987-92; Sam Brunelli 1966-71; Glenn Cadrez 1995-2000; Byron Chamberlain 1995-2000; Ken Criter 1969-74; Eldon Danenhauer 1960-65; George Goeddeke 1967-72; Richard Jackson 1967-72; Don Latimer 1978-83; Mike Lodish 1995-2000; Tommy Lyons 1971-76; Marv Montgomery 1971-76; Craig Morton 1977-82; Chip Myrtle 1967-72; Dan Neil 1997-2002; Dave Preston 1978-83; Trevor Pryce 1997-2002; Steve Ramsey 1971-76; Reggie Rivers 1991-96; Bill Romanowski 1996-2001; Bob Scarpitto 1962-67; Mark Schlereth 1995-2000; Mike Schnitker 1969-74; Detron Smith 1996-2001; Jerry Sturm 1961-66; Maa Tanuvasa 1995-2000

## BRONCOS ALL-TIME NUMERICAL ROSTER

### All-Time Numerical Roster Notes

\*Every jersey number has been worn at least once in franchise history.

### Numbers Worn Just Once

#0	John Olszewski	FB	62
5	Brad Daluiso	K	92
9	David Treadwell	K	89-92
18	Frank Tripucka	QB	60-63

### Players Who Have Worn Two Numbers

Chris Norman	P	# 1, 4
Cookie Gilchrist	RB	2, 30
Mickey Slaughter	QB	7, 14
John McCormick	QB	10, 11
John Hufnagel	QB	14, 16
Kevin Clark	DB	20, 27
Greg Lewis	DB	20, 41
Gerry Bussell	DB	21, 22
Darrien Gordon	CB	21, 23
KaRon Coleman	RB	21, 46
Denard Walker	CB	25, 27
Roger Jackson	DB	25, 28
Wendell Hayes	HB	29, 33
Lonnie Perrin	RB	33, 35
Charlie West	DB	40, 42
Bobby Micho	RB	46, 87
Jim Fraser	LB	51, 55
Gordon Lambert	LB	51, 76
Randy Gradishar	LB	52, 53
Ken Criter	LB	53, 78
Keith Traylor	LB/DT	54, 94
Keith Burns	LB	55, 56
Jay Bachman	C	56, 65
Walter Highsmith	C	56, 65
Dave Wyman	LB	57, 92
Tim Lucas	LB	58, 59
Glenn Hyde	G	65, 67
Larry Cox	DT	66, 77
Ken Lanier	T	67, 76
Gordon Holz	DT	73, 74
Jack Mattox	T	76, 77
Winford Hood	G	74, 78
Karl Mecklenburg	LB/DE	77, 97
Tony Kimbrough	WR	80, 82
Patrick Jeffers	WR	81, 82
Scottie Montgomery	WR	81, 83
Chris Cole	WR	81, 84
Shannon Sharpe	WR/TE	81, 84
Melvin Bonner	WR	82, 83
Rick Massie	WR	83, 85
John Schultz	WR	84, 86
Pat Kelly	TE	86, 87

0	John Olszewski	FB	1962
---	----------------	----	------

1	Jason Elam	K	1993-2002
	Daren Parker	P	1992
	Chris Norman	P	1984-85

2	Steve Lindsey	K	2000
	Will Furrer	QB	1994
	Mike Horan	P	1986-92
	Joe DiVito	QB	1968
	Bob Humphreys	K	1967-68
	Cookie Gilchrist	FB	1965

3	Scott Bentley	K	1997, 2000
	Rich Karlis	K	1982-88
	Bobby Howfield	K	1968-70
	Billy Joe	FB	1963-64

4	Micah Knorr	P/K	2002
	Ruben Rodriguez	P	1992
	Chris Norman	P	1986

Robert Thompson	WR	1987
Rick Duncan	K	1967

5	Brad Daluiso	K	1992
---	--------------	---	------

6	Joe Nedney	K	2000
	Bubby Brister	QB	1997-99
	Ralph Giacommaro	P	1987

7 (RETIRED)	John Elway	QB	1983-98
	Craig Morton	QB	1977-82
	Mickey Slaughter	QB	1963-66

8	Todd Husak	QB	2001
	Jeff Lewis	QB	1996-97
	Tommy Maddox	QB	1992-93
	Gary Kubiak	QB	1983-91

9	David Treadwell	K	1989-92
---	-----------------	---	---------

10	Bucky Dilts	P	1977-78
	Mark Herrmann	QB	1981-82
	Steve Ramsey	QB	1971-76
	Jim Leclair	QB	1967-68
	John McCormick	QB	1963, 1965-66

11	Steve Beuerlein	QB	2001-02
	Jeff Brohm	QB	1999
	T.J. Rubley	QB	1996
	Luke Prestridge	P	1979-83
	Bobby Anderson	HB	1970-73
	Tobin Rote	QB	1966
	John McCormick	QB	1968

12	Gus Frerotte	QB	2000-01
	Chris Miller	QB	1999
	Shawn Moore	QB	1992-93
	Ken Karcher	QB	1987-88
	Craig Penrose	QB	1976-79
	Charley Johnson	QB	1972-75
	Al Pastrana	QB	1969-70
	Gary Kroner	K	1965-67

13	Jack Weil	P	1986
	Don Horn	QB	1971-72
	Steve Tensi	QB	1967-70

14	Brian Griese	QB	1998-2002
	Bill Musgrave	QB	1995-96
	Dean May	QB	1987
	Scott Stankavage	QB	1984, 1986
	Norris Weese	QB	1976-79
	John Hufnagel	QB	1974
	Pete Liske	QB	1969-70
	Mickey Slaughter	QB	1963-66
	Don Smith	G	1967
	George Hunter Enis	QB	1962
	Skip Doyle	HB	1960

15	Mike Clendenen	K	1987
	Jim Turner	K	1971-79
	Marlin Briscoe	QB	1968
	Max Choboian	QB	1966
	Jacky Lee	QB	1964-65
	Philip Nugent	HB	1961

16	Tom Rouen	P	1993-2002
	Monte McGuire	QB	1987
	Jeff Knapple	QB	1980
	John Hufnagel	QB	1975

## BRONCOS ALL-TIME NUMERICAL ROSTER, CONT.

Mike Ernst	QB	1972
Dick Wood	QB	1962
George Herring	QB	1960-61

<b>17</b>		
Jarious Jackson	QB	2000-02
Hugh Millen	QB	1994-95
Steve DeBerg	QB	1981-83
Matt Robinson	QB	1980
Scotty Glacken	QB	1966-67
George Shaw	QB	1962

<b>18 (RETIRED)</b>		
Frank Tripucka	QB	1960-63

<b>19</b>		
Fred Steinfert	K	1979-81
Don Breau	QB	1963

<b>20</b>		
Delvin Hughley	CB	2001
Tory James	CB	1996, 1998-99
Greg Lewis	RB	1992
Darryl Jones	DB	1987
Kevin Clark	DB	1990-91
Louis Wright	CB	1975-86
Charles Greer	DB	1968-74
Billy Ray Fletcher	E	1966
Willie West	DB	1964
Tommy Minter	HB	1962
Daniel E. Smith	HB	1961
Jerry Traynham	HB	1961
Henry Bell	HB	1960

<b>21</b>		
KaRon Coleman	RB	2001-02
Chris Watson	CB	1999
Darrien Gordon	CB	1998
Randy Hilliard	CB	1994-97
Le-Lo Lang	CB	1990-93
Earl Johnson	DB	1987
Myron Dupree	CB	1983
Randy Polt	DB	1975-77
Randy Montgomery	CB	1971-73
Bobby Burnett	RB	1969
Tommy Luke	LB	1968
Jesse Stokes	DB	1968
Goldie Sellers	DB	1966-67
Gerry Bussell	DB	1965
Eugene Mingo	HB	1960-64

<b>22</b>		
Olandis Gary	RB	1999-2002
Vaughn Hebron	RB	1996-98
Glyn Milburn	RB	1993-95
Alton Montgomery	S	1990-93
Tony Lilly	S	1984-87
Aaron Kyle	DB	1980-82
Steve Haggerty	DB	1975
Fran Lynch	HB	1967-76
Bobby Ply	DB	1967
Gerry Bussell	DB	1965
Elihu (Buddy) Allen	HB	1961
David Ames	HB	1961
Bob Stransky	HB	1960

<b>23</b>		
Willie Middlebrooks	CB	2001-02
Jason Moore	S	1999
Darrien Gordon	CB	1997
Ronnie Bradford	CB	1993-95
Sammy Winder	RB	1982-90
Chris Pane	DB	1976-79
Billy Hardee	CB	1976
Alfred Haywood	RB	1975
George Hoey	DB	1975
Larry Steele	P	1974
Maurice Tyler	S	1973-74
Steve Preece	S	1972
Dickie Post	RB	1971
Drake Garrett	DB	1968-70
Gene Sykes	DB	1967
Goose Gonsoulin	DB	1960-66

<b>24</b>		
Deltha O'Neal	CB	2000-02
Randy Fuller	CB	1994
Wymon Henderson	CB	1989-91
Tony Boddie	RB	1986-87
Rick Parros	RB	1981-84
Otis Armstrong	RB	1973-80
Butch Byrd	DB	1971
Booker Edgerson	CB	1970
Phil Brady	S	1969
Willie Brown	DB	1963-66
Donald Allen	FB	1960

<b>25</b>		
Denard Walker	CB	2002
Eric Davis	CB	2001
Darrius Johnson	CB	1996-99
Charles Swann	DB	1994
Kip Corrington	S	1989-90
Roger Jackson	DB	1987
Daniel Hunter	CB	1985-86
Haven Moses	WR	1972-81
Ted Alfien	RB	1969
Errol Prisby	DB	1967

<b>26</b>		
Clinton Portis	RB	2002
Eric Brown	S	1998-2001
Tim McKyer	CB	1997
Eric Thomas	CB	1995
Ben Smith	CB	1994
Chris Hale	DB	1993
Bobby Humphrey	RB	1989-91
Lyle Pickens	DB	1987
Chris Brewer	RB	1984
J.T. Thomas	DB	1982
Larry Riley	DB	1977
Calvin Jones	CB	1973-76
George Saimes	S	1970-72
Darrell Lester	FB	1965-66
Tommy Janik	DB	1963-64
Frank Quayle	RB	1969
Don Coffey	E	1963

<b>27</b>		
Denard Walker	CB	2001
Terrell Buckley	CB	2000
Steve Atwater	S	1989-98
Kevin Clark	DB	1987-88
Maurice Harvey	DB	1978, 80
Tom Oberg	S	1968-69
Charlie Mitchell	HB	1963-67

<b>28</b>		
Kenoy Kennedy	S	2000-02
Tito Paul	CB	1998
Clifford Hicks	CB	1995
Butler By'not'e	RB	1994
Gaston Green	RB	1991-92
Elliot Smith	CB	1990
Jeremiah Castille	CB	1987-88
Scott Caldwell	RB	1987
Roger Jackson	DB	1982-85
Cornell Gorden	CB	1970-72
Jack Lentz	S	1967-68
Abner Haynes	HB	1965-66
Billy Atkins	DB	1964
Bobby Galters	HB	1963

<b>29</b>		
Howard Griffith	FB	1997-2001
Aaron Craver	RB	1995-96
Charles Dimry	CB	1991-93
Darren Carrington	DB	1989
Warren Marshall	RB	1987
Wilbur Myers	S	1983
Bernard Jackson	DB	1977-80
Bill West	CB	1972
Wandy Williams	RB	1969-70
Wendell Hayes	HB	1965

<b>30</b>		
Terrell Davis	RB	1995-2001
Steve Sewell	RB	1985-92
Jim Jensen	RB	1977, 1979-80
Oliver Ross	RB	1973-75
Cookie Gilchrist	RB	1967
Hewritt Dixon	FB	1963-65
Clarence Walker	HB	1963

<b>31</b>		
Kelly Herndon	CB	2002
Darryl Pounds	CB	2000
Derek Loville	RB	1997-99
Rondell Jones	S	1993-96
Victor Jones	RB	1992
Kerry Porter	RB	1990
Mike Harden	CB	1980-88
Zachery Dixon	RB	1979
Mike Franckowiak	RB	1975-76
Bo Hickey	FB	1967

<b>32</b>		
Billy Jenkins	S	2000-01
Tony Velard	S	1997
Sammie Smith	RB	1992
Melvin Bratton	RB	1989-90
Calvin Thomas	RB	1988
Joe Dudek	RB	1987
Leonard Jones	DB	1987
Tony Reed	RB	1981
Jon Keyworth	RB	1974-80
Dick Davis	RB	1970
Garrett Ford	FB	1968
Mike Kellogg	FB	1966-67

<b>33</b>		
Jimmy Spencer	CB	2000-02
John Avery	RB	1999
Dedrick Dodge	S	1997
Rod Bernstine	RB	1993-95
Robert Perryman	FB	1991-92
Tony Dorsett	RB	1988-89
Gene Lang	RB	1984-87
Lawrence McCutcheon	RB	1980
Lonnie Perrin	RB	1976
Jim Kiick	RB	1976-77
Joe Dawkins	RB	1971-73
Willis Crenshaw	FB	1970
Hub Lindsey	QB	1968
Wendell Hayes	HB	1966-67
Justin Rowland	HB	1962
Fred Bukaty	FB	1961
Pete Mangum	LB	1960

<b>34</b>		
Reuben Droughns	RB	2002
Raymond Harris	RB	2000
Tyrone Braxton	DB	1987-93, 1995-99
Nathan Poole	RB	1982-83, 1985, 1987
Gus Holloman	DB	1968-69
Don Stone	FB	1961-64
Hardy Brown	LB	1960

<b>35</b>		
Lenny Walls	CB	2002
Jason Suttle	CB	1999-2000
John Granby	DB	1992
Blake Ezor	DB	1990
Ken Bell	RB	1986-89
Larry Canada	FB	1978-79, 1981
Lonnie Perrin	RB	1977-78
Clem Turner	RB	1970-72
Henry Jones	RB	1969
James Wright	HB	1964
Richard Dickinson	FB	1962-63
Jim Sears	HB	1961
Dave Rolle	FB	1960

<b>36</b>		
Frank Robinson	CB	1992-93
Mark Haynes	CB	1986-89
Billy Thompson	DB	1969-81
Jim Stinnette	FB	1961-62
Red Brodnax	FB	1960

<b>37</b>		
Tyrone Poole	CB	2002
Tony Carter	FB	2001
Anthony Lynn	RB	1993, 1997-99
Tim Hauck	S	1995-96
Kevin Guidry	CB	1988
Steve Fitzhugh	DB	1987
Steve Trimble	DB	1981-83
Bob Wade	CB	1970

<b>38</b>		
Mike Anderson	RB	2000-02
Reggie Rivers	RB	1991-96
Bruce Plummer	DB	1987-88, 1990
Ben Norman	RB	1980

<b>39</b>		
Kyle Johnson	RB	2002
Ray Crockett	CB	1994-2000
Robert Delpino	RB	1993
Darryl Russell	DB	1987
Tommie Smiley	RB	1969
Jesse Myles	RB	1983-84
Roland Solomon	CB	1981

<b>40</b>		
Dale Carter	CB	1999
Darryl Hall	S	1993-94
Jeff Alexander	RB	1989, 1992
Martin Rudolph	DB	1987
Charlie West	DB	1978-79
Randy Rich	DB	1977
Jack Gehrke	WR	1971
Grady Cavness	CB	1969
Ron Lamb	FB	1968
Brendon McCarthy	FB	1968-69
Paul Carmichael	HB	1965
Jay Dale Evans	HB	1961
Albert Carmichael	HB	1960-61
Ted Wegert	FB	1960

<b>41</b>		
Deon Strother	RB	1994
Greg Lewis	RB	1991
Rob Lytle	RB	1977-83
Leroy Mitchell	CB	1971-73
Eric Crabtree	FL	1966-68
George Burrell	S	1969
Jerry Tarr	E	1962
Bob McNamara	HB	1960-61

<b>42</b>		
Sam Brandon	S	2002
Detron Smith	FB	1996-2001
Leonard Russell	RB	1994
Muhammad Oliver	CB	1992
Charlie West	DB	1978
Billy Van Heusen	WR	1968-76
Lonnie Wright	DB	1966-67
Odell Barry	HB	1964-65
Al Frazier	HB	1961
Albert Romine	HB	1960

<b>43</b>		
Izell Reese	S	2002
Derrick Clark	RB	1994
Steve Foley	DB	1976-86
Lonnie Hepburn	CB	1974
Pete Jaquess	DB	1967-70
Bob Richardson	DB	1966
Charles Marshall	HB	1962
John Nocera	CB	1963
Frank Bernardi	DB	1960

<b>44 (RETIRED)</b>		
Floyd Little	HB	1967-75
Miller Farr	DB	1965

<b>45</b>		
Gary Downs	RB	1995
Richard Shelton	CB	1989
Steve Wilson	CB	1982-88
Perry Smith	DB	1980-81
Jeff Severson	DB	1975
Bill Laskey	LB	1973-75
Tom Cassese	DB	1967

## BRONCOS ALL-TIME NUMERICAL ROSTER, CONT.

Lew Scott	DB	1966	Mike Montler	C	1977
Jim McMillin	DB	1964-65	Randy Gradishar	LB	1974-75
John Sklopan	HB	1963	Ray Kubala	C	1964-67
<b>46</b>			Frank Jackunas	C	1963
KaRon Coleman	RB	2000	James Barton	C	1961-62
Bobby Micho	RB	1986	Frank Kuchta	C	1960
Bruce Starling	HB	1963	<b>53</b>		
Dave Preston	HB	1978-83	Bill Romanowski	LB	1996-2001
John Rowser	DB	1974-76	Danté Jones	LB	1995
Terry Erwin	HB	1968	Anthony Thompson	LB	1990
Jim Summers	DB	1967	Randy Gradishar	LB	1976-83
John Griffin	HB	1964-66	Ken Criter	LB	1971-74
Norman Bass	DB	1964	Roger LeClerc	C	1967
Bob Zeman	DB	1962-63	Don Gulseth	LB	1966
Hardy Brown	LB	1960	Tom Erlandson	LB	1962-65
<b>47</b>			Bob Hudson	LB	1960-61
Darius Clark	S	2000-01	<b>54</b>		
David Poole	DB	1993	Lee Woodall	LB	2001
Gerald Willhite	RB	1982-88	Nate Wayne	LB	1998-99
George Atkinson	DB	1979	Britt Hager	LB	1995-96
Tony Harris	WR	1972	Mitch Donahue	LB	1993-94
Paul Martha	S	1970	Keith Traylor	LB	1991-92
James Smith	S	1969	Keith Bishop	C	1980, 1982-89
John McGeever	DB	1962-65	Richard Baska	LB	1976-77
<b>48</b>			Mike Lemon	LB	1975
Mike Leach	TE/LS	2002	Ralph Cindrich	LB	1974
George Coghill	S	1998-2001	Chip Myrtle	LB	1967-72
Lionel Washington	CB	1995-96	Ron Sbranti	LB	1966
Randy Robbins	DB	1984-91	Ed Cummings	LB	1965
Earlie Thomas	DB	1975	Larry Jordan	LB	1964
John Pitts	S	1973-75	Ed (Wahoo) McDaniel	LB	1961-63
Dale Hackbart	S	1973	<b>55</b>		
Herman Lewis	DE	1968	Keith Burns	LB	2000-02
Alex Moore	RB	1968	Ken Brown	LB	1995
Nemiah Wilson	DB	1965-67	Glenell Sanders	LB	1994
<b>49</b>			John Kacherski	LB	1992
Matt Dominguez	TE	2001	Rick Dennison	LB	1982-90
Dennis Smith	S	1981-94	Bryant Winn	LB	1987
Alvin Mitchell	S/WR	1970	Art Smith	LB	1980
Neal Sweeney	FL	1967	Ken Brown	C	1979
Glenn Glass	DB	1966	Godwin Turk	DE	1976-78
<b>50</b>			Pete Duranko	DE	1967-70, 1972-74
Ben Hamilton	C	2001-02	Archie Matsos	LB	1966
Artie Ulmer	LB	1999	Marv Matuszak	LB	1964
Jon Hesse	LB	1997	Jim Fraser	LB	1962-63
Ray Jacobs	LB	1994-95	<b>56</b>		
John Sullins	LB	1992	Al Wilson	LB	1999-2002
Jim Ryan	LB	1979-88	Keith Burns	LB	1994-98
Bobby Maples	C	1972-78	Michael Brooks	LB	1987-92
Olen Underwood	LB	1971	Mike Knox	LB	1987
Carl Cunningham	LB	1967-70	Aaron Smith	LB	1984
Jerry Hopkins	LB	1963-66	Larry Evans	LB	1976-82
Pat Lamberti, Jr.	E	1961	Ray May	LB	1973-75
<b>51</b>			Don Parish	LB	1972
John Mobley	LB	1996-2002	Dave Washington	LB	1971
Mike Crole	LB	1991-94	Jay Bachman	C	1969-70
Marc Munford	LB	1987-90	Walter Highsmith	E	1968
Bob Swenson	LB	1975-79, 1981-83	Dave Washington	E	1968
Mike Simone	LB	1972-74	Dave Behrman	C	1967
Bill Butler	LB	1970	John Bramlett	LB	1965-66
Tim Casey	LB	1969	Jim Price	LB	1964
Gordon Lambert	LB	1969	<b>57</b>		
Dave Tobey	LB	1968	Allen Aldridge	LB	1994-97
Henry Sorrell	LB	1967	Dave Wyman	LB	1993
Eugene Jeter	LB	1965-67	Mark Murray	LB	1991
Jim Fraser	LB	1964	Ty Allert	LB	1990
Leon Simmons	LB	1963	Mike Ruether	C	1988-89
Lee (Mike) Nichols	C	1960-61	Matt Smith	LB	1987
<b>52</b>			Tom Jackson	LB	1973-86
Ian Gold	LB	2000-02	Bob Geddes	LB	1972
David Bowens	LB	1999	Fred Forsberg	LB	1968, 1970-73
Dave Garnett	LB	1995	John Huard	LB	1967-69
Richard Harvey	LB	1994	<b>58</b>		
Jeff Mills	LB	1990-93	Steve Russ	LB	1997, 1999-2000
Ken Woodward	LB	1982-86	Elijah Alexander	LB	1992-95
Dan MacDonald	LB	1987	Scott Curtis	LB	1989-90
Greg Bracelin	LB	1980	Tim Lucas	LB	1987
			Steve Busick	LB	1981-85

Rob Nairne	LB	1977-80	Don Shackelford	G	1964
Phil Olsen	C	1975-76	John Denvir	G	1962
Tom Graham	LB	1973-74	Joe Young	E	1960-61
Bill McKoy	LB	1970-72	<b>66</b>		
Frank Richter	LB	1967-69	Tom Nalen	C	1994-2002
Jack Work	LB	1960	Chuck Johnson	T	1992-93
<b>59</b>			Jim Juriga	T	1988-90
Donnie Spragan	LB	2002	Scott Garnett	NT	1984
Glenn Cadrez	LB	1995-2000	Brisson Manor	DE	1977-84
Brett Wallerstedt	LB	1994	Jim O'Mally	LB	1973-75
Tim Lucas	LB	1987-93	Bill Cottrell	G	1972
Kirk Dodge	LB	1987	Larry Cox	DT	1966-67
Darren Comeaux	LB	1982-86	John Cash	E	1961-62
Mark Merrill	LB	1981-82	<b>67</b>		
Joe Rizzo	LB	1974-80	Mark Campbell	DT	1996
Larry Kaminski	C	1966-73	Ken Lanier	T	1994
<b>60</b>			Doug Widell	G	1989-92
K.C. Jones	C	1998-2000	John Ayers	G	1987
Joe Burch	C	1994	Dean Miraldi	T	1985
Nick Subis	G	1991	Glenn Hyde	T	1984-85
Gerald Perry	G	1988-90	Keith Uecker	T	1982-83
Paul Howard	G	1973-75, 1977-86	Steve Schindler	G	1977-78
Bob Young	G	1966-70	Carl Schaukowitch	G	1975
Ernie Park	G	1966	George Goeddeke	G	1967-72
Charlie Parker	G	1965	Robert McCullough	G	1962-65
Ken Adamson	G	1960-62	Jack Simpson	LB	1961
<b>61</b>			John Hatley	T	1960
Eric Floyd	G	1995	<b>68</b>		
Bob Meeks	G	1992-94	Reggie McElroy	T	1995-96
Andre Townsend	DE	1984-90	Russell Freeman	T	1992-94
Arland Thompson	G	1980	Crawford Ker	G	1991
Tom Lyons	G	1971-76	Brad Henke	DE	1989
Bob Vaughan	G	1968	Larry Lee	C	1987
Bill Keating	DT	1966-67	Rubin Carter	DT	1975-86
Charles Gavin	DE	1960-63	Larron Jackson	G	1971-74
<b>62</b>			Steve Alexakos	G	1970
Dan Neil	C/G	1997-2002	Sam Brunelli	T	1966
Jeff Davidson	G	1990-92	Tom Nomina	G	1963-65
Mike Freeman	G	1984, 1986-87	Bill Roehneit	LB	1961-62
Tom Glassic	G	1976-83	Gary Crane	LB	1969
Brian Goodman	G	1975	Ron McLean	DL	1967
Jerry Inman	DT	1966-71	<b>69</b>		
Ernie Barnes	G	1963-64	Michael Moore	G	2001-02
Jerry Stalcup	LB	1961-62	Mark Schlereth	G	1995-2000
Jim Elfrid	LB	1961	Darrell Hamilton	T	1989-91
Vaughn (Buddy) Alliston	LB	1960	David Jones	OL	1987
Jack Davis	T	1960	Tony Colorito	NT	1986
<b>63</b>			<b>70</b>		
David Diaz-Infante	G/C	1996-98, 2001	Trey Teague	T	1998-2001
Richard Mercier	G	2000	Jamie Brown	T	1995-97
Sean Farrell	G	1990-91	Brian Sochia	NT/DE	1991-92
Mark Cooper	G	1983-87	Dave Studdard	T	1979-88
Laval Short	DT	1980	Paul Smith	DT	1968-78
John Grant	DE	1973-79	Charlie Janerette	DT	1964-65
Dave Costa	DT	1967-71	Donald King	E	1960
Melwood Guy	G	1961-62	<b>71</b>		
Dave Strickland	G	1960	Blake Brockermeyer	T	2002
<b>64</b>			Melvin Tuten	T	1999-2000
Lennie Friedman	G	2000-02	Greg Kragen	NT	1985-93
Ralph Tamm	G/C	1995-96	Jack Peavey	OL	1987
Jon Melander	G/T	1993-94	Claudia Minor	T	1974-82
Scott Beavers	G	1990	Wallace Dickey	T	1968-69
Billy Bryan	C	1977-88	Jim Perkins	T	1962-64
Harvey Goodman	C	1976	Art Hauser	T	1961
Mike Schnitker	G	1969-74	Willie Smith	G	1960
George Gaiser	T	1968	<b>72</b>		
Sam Brunelli	G	1967	Brandon Winey	T	2001
John Hohman	G	1965-66	Ernest Jones	DE	1996-97
Bud McFadin	DT	1960-63	Keith Kartz	C	1987-94
<b>65</b>			Marsharne Graves	T	1984
Cooper Carlisle	T	2000-02	Don Latimer	DT	1978-83
Gary Zimmerman	T	1993-97	Wayne Hammond	DT	1976
Monte Smith	G	1989	Bob Kampa	DT	1974
Walt Bowyer	DE	1983-84, 1987-88	Sam Brunelli	G	1968-71
Glenn Hyde	G	1976-81	Richard Tyson	G	1967
LeFrancis Arnold	G/C	1974	Jerry Sturm	C	1961-66
Lloyd Voss	T	1972	<b>73</b>		
Jay Bachman	C	1968, 1970-71	Cyron Brown	DE	1998-99
Walter Highsmith	C	1969	Scott Adams	T	1997
George Tarasovic	DE	1967			



## BRONCOS ALL-TIME NUMERICAL ROSTER, CONT.

Simon Fletcher	LB	1985-95	Marvin Davis	DT	1966
Kevin Belcher	T	1987	Leroy Moore	DE	1964-65
Shawn Hollingsworth	T	1983			
Kelvin Clark	T	1979-81			
Henry Allison	T	1977	Steve Herndon	G	2001-02
Martin Imhof	DE	1976	Chris Banks		1998-99
Stan Rogers	T	1975	Jumpy Geathers	DT	1996
Mike Askea	T	1973	Dave Widell	G	1990-94
Walter Barnes	DE	1969-71	Stefan Humphries	G	1987-88
Pat Matson	G	1966-67	Barney Chavous	DE	1973-85
Issac Lassiter	E	1962-64	Carter Campbell	DE	1971
Robert Konovsky	E	1961	John Gonzaga	G	1966
Gordon Holz	DT	1960			
74					
Ephraim Salaam	T	2002	Rod Smith	WR	1995-2002
Evan Pilgrim	OL	1999	Tony Kimbrough	WR	1993-94
Harry Swayne	T	1997-98	Mark Jackson	WR	1986-92
Bill Schultz	T	1995	Shane Swanson	WR	1987
Harvey Salem	T	1991	Ray Alexander	WR	1984
Bill Lobenstein	DL	1987	Rick Upchurch	WR	1975-83
Dan Remsberg	T	1986-87	Jerry Simmons	WR	1971-74
Winford Hood	G	1984-85	Tom Buckman	TE	1969
Jerry Baker	T	1983	Jimmy Jones	WR	1968
Andy Maurer	T	1977	Dan LaRose	DE	1966
Scott Parrish	OT	1976	Ed Cooke	DE	1964-65
Mike Current	T	1967-75	Ron Nery	E	1963
Lee Bernet	T	1965-66	Tom Rychlec	E	1963
Frank Atkinson	DE	1964			
Gordon Holz	DT	1960-63			
75					
Monsanto Pope	DT	2002	Keith Poole	WR	2001
Brian Habib	T	1993-97	Scottie Montgomery	WR	2000
Rulon Jones	DE	1980-88	Andre Cooper	WR	1999-2000
Kit Lathrop	DE	1979	Patrick Jeffers	WR	1997
Bill Bain	T	1976, 1978	Todd Kinchen	WR	1996
Ed Smith	DE	1973-75	Mike Pritchard	WR	1994-95
Rick Sharp	T	1972	Barry Rose	WR	1993
Roger Shoals	DE	1971	Kitrick Taylor	WR	1993
Rex Mirich	DE	1967-69	Shannon Sharpe	WR	1990-91
Eldon Danenhauer	T	1960-65	Steve Watson	WR	1979-87
			Bob Adams	TE	1975
			Billy Masters	TE	1970-74
			Max Leetow	DE	1965-66
			Bill Jessup	E	1960
76					
Broderick Thompson	T	1995-96			
Kirk Scrafford	T	1993-94	82		
Ken Lanier	T	1981-92	Kevin Kasper	WR	2001-02
Tom Neville	T	1978	Billy Miller	WR/TE	1999-2000
Randy Moore	DT	1976	Marcus Nash	WR	1998-99
Tom Drougas	T	1974	David Gamble	WR	1997
Steve Coleman	DE	1974	Patrick Jeffers	WR	1996
Tom Domres	DT	1971-72	Vance Johnson	WR	1985-93, 1995
Gordon Lambert	LB	1968	Melvin Bonner	WR	1994
Bob Breitenstein	T	1965-67	Tony Kimbrough	WR	1993
Harold Olson	T	1963-64	Laron Brown	WR	1987
Jack Mattox	E	1961	Zach Thomas	WR	1983-84
William Yelverton	E	1960	Orlando McDaniel	WR	1982
William Danenhauer	E	1960	Larry Brunson	WR	1980
77			Jack Dolbin	WR	1975-79
Tony Jones	T	1997-2000	Otto Stowe	WR	1974
Karl Mecklenburg	LB	1983-94	Dwight Harrison	WR	1971-72
Greg Boyd	DE	1980-82	Dave Pivec	TE	1969
Lyle Alzado	DE	1971-78	Robert Scarpitto	WR/P	1962-67
Alden Roche	DE	1970	83		
Larry Cox	DT	1968	Scottie Montgomery	WR	2001-02
Jim Thompson	DT	1965	Travis McGriff	WR	1999-2001
Dick Guesman	T/K	1964	Justin Armour	WR	1998
Anthony Peters	T	1963	Willie "Flipper" Anderson	WR	1997
Jack Mattox	T	1962	Anthony Miller	WR	1994-96
Carl James Larpenter	G	1960-61	Melvin Bonner	WR	1993
			Michael Young	WR	1989-92
78			Sam Graddy	WR	1987-88
Matt Lepsis	T	1998-2002	Rick Massie	WR	1987
Larry Jackson	DE	1995	John Sawyer	TE	1983-84
Don Maggs	T	1993-94	Wade Manning	TE	1981-82
Archie Harris	OL	1987	Jim Whalen	TE	1970-71
Winford Hood	G	1986-88	Ray Jacobs	DT	1963-66
Rich Stachowski	DE	1983	Don Joyce	E	1962
Brian Clark	DE	1982	John Pyeatt	HB	1960
Bruce Radford	T	1979			
Marv Montgomery	T	1971-76	84		
Ken Criter	LB	1969-70	Shannon Sharpe	TE	1992-99, 2002
Jim White	DE	1976	Chris Cole	WR	2000-01
Tom Cichowski	T	1968-69	Ricky Nattiel	WR	1987-91
			Clint Sampson	WR	1983-93

Vince Kinney	WR	1978-79	Clay Brown	TE	1983
John Schultz	WR	1976-77	Gordon Bowdell	WR	1971
Gene Washington	WR	1973	John Embree	WR	1969-70
Rod Sherman	WR	1972	Andre White	TE	1967
Mike Haffner	E	1968-70	Max Wettstein	E	1966
Lou Andrus	LB	1967	Gary Henson	TE	1964
Jason Franci	LB	1966	Bill Groman	HB	1963
Jim Thibert	LB	1965	Kenneth Carpenter	E	1960
Matt Snorton	TE	1964			
Jack Hill	HB	1961			
Albert Day	T	1960			
<b>85</b>					
Ashley Lelie	WR	2002	Jerry Johnson	DT	2000-01
Phil McGeoghan	WR	2001	Neil Smith	DE	1997-99
Eddie Kennison	WR	2001	Dan Williams	DE	1993-96
Chafie Fields	WR	2000	Ron Holmes	DE	1989-92
Robert Brooks	WR	2000	Freddie Gilbert	DE	1986-88
Chris Doering	WR	1999			
Willie Green	WR	1997-98	<b>91</b>		
Jeff Wilner	TE	1995	Chester McGlockton	DT	2001-02
Derek Russell	WR	1991-94	Alfred Williams	DE	1996-99
Tim Stallworth	WR	1990	Troy Wilson	DE	1995
Chris Woods	WR	1989	Willie Oshodin	DE	1992-95
Rick Massie	WR	1987-88	Warren Powers	DE	1989-91
Joey Hackett	TE	1986	Jeff Tupper	DL	1987
Mike Barber	TE	1985			
Don Summers	TE	1984-85	<b>92</b>		
Ron Egloff	TE	1977-83	Bertrand Berry	DE	2001-02
John Mosier	TE	1971	Lester Archambeau	DE	2000
Tom Beer	TE	1967-69	Dave Wyman	LB	1994-95
Larry Jordan	LB	1962	Ron Geater	DE	1992
James Greer	E	1960	Alphonso Carreker	DE	1989, 91
<b>86</b>					
Patrick Hape	TE	2001-02	<b>93</b>		
Byron Chamberlain	TE	1995-2000	Trevor Pryce	DT	1997-2002
Jeff Campbell	WR	1994	James Jones	DE	1995
Arthur Marshall	WR	1992-93	Ronnie Haliburton	LB	1990-92
Barry Johnson	WR	1991			
Chris Verhulst	TE	1990	<b>94</b>		
Pat Kelly	TE	1988	Lional Dalton	DT	2002
Mitch Andrews	TE	1987	Leon Lett	DT	2001
Butch Johnson	WR	1984-85	Keith Traylor	DT	1997-2000
Dean Barnett	TE	1983	Jeff Robinson	DE	1993-96
Emery Moorehead	WR	1980	Jim Szymanski	DE	1991-92
John Schultz	WR	1978			
Marv Frazier	WR	1973-75	<b>95</b>		
Jim Krieg	WR	1972	Kavika Pittman	DE	2000-02
Jerry Hendren	WR	1970	Paul Grasmanis	DT	1999
Bobby Moten	TE	1968	Marvin Washington	DE	1998
Stan Fanning	DE	1964	Michael Dean Perry	DT	1995-97
Don Carothers	E	1960	Alphonso Taylor	DT	1993
<b>87</b>			Jeroy Robinson	LB	1990
Ed McCaffrey	WR	1995-2002	Steve Bryan	DE	1987-88
Cedric Tillman	WR	1992-94	Tim Joiner	LB	1987
Paul Green	TE	1989			
Pat Kelly	TE	1989	<b>96</b>		
Jason Johnson	WR	1988	Dorsett Davis	DT	2002
Bobby Micho	RB	1986-87	Harald Hasselbach	DE	1994-2000
Jim Wright	TE	1980-85	Kenny Walker	DE	1991-92
Bill Larson	TE	1980	Jake McCullough	DE	1989-90
Bob Moore	TE	1978			
Boyd Brown	TE	1974-76	<b>97</b>		
John Hoffman	DE	1972	Keith Washington	DE	2001-02
Rich Jackson	DE	1967-72	Mike Lodish	DE	1995-2000
Lionel Taylor	E	1960-66	Darren Drozdov	DT	1993-94
			Karl Mecklenburg	LB	1992*
			Bruce Klostermann	LB	1987-89
			* wore #97 for one game, at Los Angeles (11/22/92)		
<b>88</b>					
Jeb Putzier	TE	2002	<b>98</b>		
Desmond Clark	TE	1999-2001	Reggie Hayward	DE	2001-02
Sir Mawn Wilson	WR	1997	Maa Tanuvasa	DT/DE	1995-2000
Mike Sherrard	WR	1996	Ted Washington	NT	1994
Jerry Evans	TE	1993-95	Ricky Hunley	LB	1984-87
Russell Payne	TE	1987			
Clarence Kay	TE	1984-91	<b>99</b>		
Riley Odoms	TE	1972-83	Montae Reagor	DE	1999-2002
Al Denson	FL	1964-70	Seth Joyner	LB	1998
Eugene Prebola	E	1961-63	David Richie	DT	1997
Pat Epperson	E	1960	Shane Dronett	DT	1992-95
			David Galloway	DE	1990
			Shawn Knight	NT	1988
			Ray Woodard	DE	1987
<b>89</b>					
Dwayne Carswell	TE	1994-2002	<b>Players Whose Numbers Not Available</b>		
Reggie Johnson	TE	1991-93	Leo Reed	T	1961
Kerry Locklin	TE	1987	Harold Smith	T	1960
Orson Mobley	TE	1986-90	Hugh Smith	E	1962
Keli McGregor	TE	1985	Harold Williams	HB	1962
Dave Logan	WR	1984			

## BRONCOS ALL-TIME PRACTICE SQUAD ROSTER

List includes players who spent time on the practice/developmental squad since its creation in 1989.

Key: \*Made the 53-man roster during a season; \*\*Became a starter in his NFL career; †Made at least one Pro Bowl; *Current players.*

A			
Joe Abdullah	RB	Pacific	1997
Charlie Adams	WR	Hofstra	2002
Jeremy Akers	G	Notre Dame	1999
Curtis Alexander	RB	Alabama	1998

B			
Jamie Baisley	LB	Indiana	2000
Chris Banks*	G	Kansas	1997
Scott Beavers*	OL	Georgia Tech	1990
Randy Bierman	OL	Illinois	1997
Jon Blackman	T	Purdue	2000
Ronnie Bradford**	CB	Colorado	1993
Cyron Brown*	DT	Western Illinois	2001
DeAuntae Brown	CB	Central State (Ohio)	2001
Greg Brown	S	Texas	2000
Jonathan Brown	DE	Tennessee	1999
Keith Brown	RB	UCLA	2000
Joe Burch*	C	Texas Southern	1994
Bryce Burnett	TE	San Jose State	1995
Hillary Butler	LB	Washington	1997-98

C			
Dwayne Carswell†	TE	Liberty	1994
Byron Chamberlain†	TE	Wayne State	1995
Darius Clark*	S	Duke	2000-01
George Coghill*	S	Wake Forest	1997
KaRon Coleman*	RB	Stephen F. Austin	2000
Andre Cooper*	WR	Florida State	1998

D			
David Diaz-Infante*	C/G	San Jose State	1995
Matt Dominguez*	WR/TE	Sam Houston State	2001
Kevin Drake	WR	Alabama-Birmingham	2000
Jamal Ellis	CB	Duke	1995-96

E			
Blake Ezor*	RB	Michigan State	1990

F			
John Feugill	T	Maryland	2000-01
Dan Finn	G	Northern Arizona	1998
Mark Flythe	DE	Penn State	1992

G			
Tom Gallagher	OL	Washington	1994
David Gamble*	WR	New Hampshire	1997
Ron Geater*	NT	Iowa	1992
Don Gibson	NT	USC	1991
Cory Gilliard	S	Ball State	1997
Bucky Greeley	C	Penn State	1996
Paul Green*	TE	USC	1989
Reggie Green	G	Florida	1996

H			
Ken Hall	T	Fresno State	1994
Ricky Hall	WR	Virginia Tech	2001
Darrell Hamilton*	T	North Carolina	1989
Olaf Hampel	OL	No college	1993
Herb Haygood*	WR	Michigan State	2002
Pat Hegarty	QB	Texas-El Paso	1989
Brad Henke*	NT	Arizona	1989
Kelly Herndon*	CB	Toledo	2001
Steve Herndon**	G	Georgia	2000
Chris Howard	RB	Michigan	1998
Robert Hunt	G/T	Virginia	1999

J			
Larry Jackson*	DE	Texas A&M	1995
Shane Jasper	LB	UCLA	1995
Barry Johnson*	WR	Maryland	1991
Jim Johnson	T	Michigan State	1992
Chris Jones	S	Clemson	1999
John Jones	G	Kansas	1996

K			
John Kacherski*	LB	Ohio State	1992
Doug Karczewski	G	Virginia	1999

L			
Michael Lies	T	Kansas	2001

M			
Viliami Maumau	DT	Colorado	1998-99
Ryan McCoy	LB	Houston	1994
Paris McCurdy	LB	Ball State	1990
Phil McGeoghan*	WR	Maine	2001
Jeff Mickel	OL	Eastern Washington	1989
Billy Miller**	WR/TE	USC	1999
Scottie Montgomery*	WR	Duke	2000-01
Jason Moore*	S	San Diego State	1999
Shawn Moore*	QB	Virginia	1991
Mark Murray*	LB	Florida	1991

N			
Tom Nalen†	C	Boston College	1994
Tori Noel	S	Tennessee	1998

O			
Willie Oshodin*	DE	Villanova	1992

P			
Brent Parkinson	OL	USC	1991
Marcus Price	T	Louisiana State	1996
Greg Primus	WR	Colorado State	1993

R			
Frank Rice	WR	Colorado State	2002
Barry Rose*	WR	Wisconsin-Stevens Point	1993
Glenn Rountree	G	Clemson	1999

S			
Ron Sancho	LB	Louisiana State	1989
Jason Scukanec	C	Brigham Young	2002
Rod Smith†	WR	Missouri Southern	1994
Donnie Spragan*	LB	Stanford	2001
Tim Stallworth*	WR	Washington State	1990
Deon Strother*	RB	USC	1994
John Sullins*	LB	Alabama	1992
Jason Suttle*	CB	Wisconsin	1999-2000
Justin Swift	TE	Kansas State	1999
Jashon Sykes	LB	Colorado	2002

T			
Maa Tanuvasa**	DL	Hawaii	1995
Cedric Tillman*	WR	Alcorn State	1992
Mark Thomas	TE	North Carolina State	2001
Marvin Thomas	DE	Memphis	1998
Brad Trout	S	Valdosta State	1999

V			
Tony Veland*	S	Nebraska	1996

W			
Larry Wallace	WR	USC	1996
Edwin Watson	RB	Purdue	1999
Chris Watton	G	Baylor	2002
Jason Watts	C	Kentucky	1999
Austin Wheatley	TE	Iowa	2001
Paul Wiggins	T	Oregon	1999
Clarence Williams	TE	Washington State	1993
Kevin Williams	RB	UCLA	1993
Wayne Williams	RB	Florida	1989
Sir Mawn Wilson*	WR	Syracuse	1997

Y			
Phil Yeboah-Kodie	LB	Penn State	1996
Chris Young	S	Georgia Tech	2002

## ALL-TIME PRACTICE SQUAD ROSTER, BY YEAR

1989			
Paul Green*	TE	USC	
Darrell Hamilton	T	North Carolina	
Pat Hegarty	QB	Texas-El Paso	
Brad Henke	NT	Arizona	
Jeff Mickel	OL	Eastern Washington	
Ron Sancho	LB	Louisiana State	
Wayne Williams	RB	Florida	

1990			
Scott Beavers*	OL	Georgia Tech	
Blake Ezor	RB	Michigan State	
Paris McCurdy	LB	Ball State	
Tim Stallworth*	WR	Washington State	

1991			
Don Gibson	NT	USC	
Barry Johnson*	WR	Maryland	
Shawn Moore*	QB	Virginia	
Mark Murray*	LB	Florida	
Brent Parkinson	OL	USC	

1992			
Mark Flythe	DE	Penn State	
Ron Geater*	NT	Iowa	
Jim Johnson	T	Michigan State	
John Kacherski*	LB	Ohio State	
Willie Oshodin*	DE	Villanova	
John Sullins*	LB	Alabama	
Cedric Tillman*	WR	Alcorn State	

1993			
Ronnie Bradford**	CB	Colorado	
Olaf Hampel	OL	No college	
Greg Primus	WR	Colorado State	
Barry Rose*	WR	Wisconsin-Stevens Point	
Clarence Williams	TE	Washington State	
Kevin Williams	RB	UCLA	

1994			
Joe Burch	C	Texas Southern	
Dwayne Carswell†	TE	Liberty	
Tom Gallagher	OL	Washington	
Ken Hall	T	Fresno State	
Ryan McCoy	LB	Houston	
Tom Nalen†	C	Boston College	
Rod Smith†	WR	Missouri Southern	
Deon Strother*	RB	USC	

1995			
Bryce Burnett	TE	San Jose State	
Byron Chamberlain†	TE	Wayne State	
David Diaz-Infante*	C/G	San Jose State	
Jamal Ellis	CB	Duke	
Larry Jackson*	DE	Texas A&M	
Shane Jasper	LB	UCLA	
Maa Tanuvasa**	DL	Hawaii	
Phil Yeboah-Kodie	LB	Penn State	

1996			
Joe Abdullah	RB	Pacific	
Jamal Ellis	CB	Duke	
Bucky Greeley	C	Penn State	
Reggie Green	G	Florida	
John Jones	G	Kansas	
Marcus Price	T	Louisiana State	
Tony Veland*	S	Nebraska	
Larry Wallace	WR	USC	

1997			
Chris Banks*	G	Kansas	
Randy Bierman	OL	Illinois	
Hillary Butler	LB	Washington	
George Coghill*	S	Wake Forest	
David Gamble*	WR	New Hampshire	
Cory Gilliard	S	Ball State	
Sir Mawn Wilson*	WR	Syracuse	

1998			
Curtis Alexander	RB	Alabama	
Hillary Butler	LB	Washington	
Andre Cooper*	WR	Florida State	
Dan Finn	G	Northern Arizona	
Chris Howard	RB	Michigan	
Viliami Maumau	DT	Colorado	
Tori Noel	S	Tennessee	
Marvin Thomas	DE	Memphis	

1999			
Jeremy Akers	G	Notre Dame	
Jonathan Brown	DE	Tennessee	
Robert Hunt	G/T	Virginia	
Chris Jones	S	Clemson	
Doug Karczewski	G	Virginia	
Viliami Maumau	DT	Colorado	
Billy Miller**	WR/TE	USC	
Jason Moore*	S	San Diego State	
Glenn Rountree	G	Clemson	
Jason Suttle*	CB	Wisconsin	
Justin Swift*	TE	Kansas State	
Brad Trout	S	Valdosta State	
Edwin Watson	RB	Purdue	
Jason Watts	C	Kentucky	
Paul Wiggins	T	Oregon	

2000			
Jamie Baisley	LB	Indiana	
Jon Blackman	T	Purdue	
DeAuntae Brown	CB	Central State (Ohio)	
Keith Brown	RB	UCLA	
Darius Clark*	S	Duke	
KaRon Coleman*	RB	Stephen F. Austin	
Kevin Drake	WR	Alabama-Birmingham	
John Feugill	T	Maryland	
Steve Herndon**	G	Georgia	
Scottie Montgomery*	WR	Duke	
Jason Suttle*	CB	Wisconsin	

2001			
Cyron Brown*	DT	Western Illinois	
Greg Brown	S	Texas	
Darius Clark*	S	Duke	
Matt Dominguez*	WR/TE	Sam Houston State	
John Feugill	T	Maryland	
Ricky Hall	WR	Virginia Tech	
Kelly Herndon*	CB	Toledo	
Michael Lies	T	Kansas	
Phil McGeoghan*	WR	Maine	
Scottie Montgomery*	WR	Duke	
Donnie Spragan*	LB	Stanford	
Mark Thomas	TE	North Carolina State	
Austin Wheatley	TE	Iowa	

2002			
Charlie Adams	WR	Hofstra	
Herb Haygood*	WR	Michigan State	
Frank Rice	WR	Colorado State	
Jason Scukanec	C	Brigham Young	
Jashon Sykes	LB	Colorado	
Chris Watton	G	Baylor	
Chris Young	S	Georgia Tech	

## HISTORICAL HIGHLIGHTS

## 1959

**AUGUST 14** — First American Football League organizational meeting held in Chicago. Denver, with Bob Howsam as its principal owner, named as a charter member along with New York, Dallas, Los Angeles, Minneapolis and Houston. **NOVEMBER 22** — First player selection draft held through 32 rounds. Denver's first pick is Roger LeClerc, center, Trinity. **DECEMBER 1** — Dean Griffing named general manager of the Broncos.

## 1960

**JANUARY 1** — Frank Filchock named first head coach of the Broncos. **JANUARY 30** — Denver placed in AFL's western division with Dallas, Oakland and Los Angeles. **JULY** — First Bronco training camp opens at Colorado School of Mines. **SEPTEMBER 9** — After losing all five pre-season games, the Broncos become the first AFL victor when they defeat the Patriots in Boston in history's first AFL game, 13-10. Attendance — 21,597. **OCTOBER 2** — Broncos play first home game in Bears Stadium, defeat Oakland, 31-14, before crowd of 18,372. **DECEMBER** — Offensive End Lionel Taylor, Defensive Tackle Bud McFadin and Safety Goose Gonsoulin all named to first official all-AFL team.

## 1961

**MAY 26** — Bob and Lee Howsam, original principal owners of the Broncos, sell their stock to a new syndicate headed by Cal Kunz and Gerry Phipps. **JUNE 1** — Cal Kunz named president and operating head of Empire Sports. **DECEMBER** — Lionel Taylor sets professional record with 100 pass receptions for season. Taylor and Bud McFadin named to all-AFL team. **DECEMBER** — Frank Filchock released as Broncos head coach.

## 1962

**FEBRUARY 1** — Jack Faulkner hired as Broncos head coach. **JULY 1** — Dean Griffing released as Broncos general manager. Faulkner named to dual post as head coach and general manager. **JULY** — Public burning ceremony of Broncos' notorious vertically striped socks at Broncos' intra squad game. **DECEMBER** — Jack Faulkner named coach of the year in AFL. Gene Mingo set professional field goal record of 27 in a season. Eldon Danenhauer, Lionel Taylor, Goose Gonsoulin and Bob Zeman named to the official all-AFL team.

## 1963

**DECEMBER** — Billy Joe named AFL rookie of the year. Goose Gonsoulin only Bronco to make the all-AFL team. Lionel Taylor wins fourth straight pass receiving title.

## 1964

**JANUARY** — Broncos and Jets complete historic nine-player trade, largest ever made in the AFL. Broncos send Gene Prebola, Wahoo McDaniel, Gordy Holz and Bob Zeman to Jets for Dick Guesman, Ed Cooke, Charlie Janerette, Jim Price and Sid Fournet. **OCTOBER 4** — Jack Faulkner released as head coach. **OCTOBER 5** — Mac Speedie accepts appointment as interim head coach. **DECEMBER 12** — Mac Speedie named head coach. **DECEMBER** — Jim Fraser wins third straight punting title. Willie Brown named to all-AFL team.

## 1965

**FEBRUARY 15** — Gerald and Allan Phipps purchase 52 percent of the stock of Empire Sports, thus giving them virtually 100 percent ownership and saving the Bronco franchise for Denver. **MARCH 5** — Record sale of 941 season tickets in one day. **APRIL 1** — Season ticket drive goal of 20,000 sales reached. Figure to reach 22,000 by May 1. **MAY 17** — Allan Phipps named president of Empire Sports, Inc. Gerry Phipps re-named Chairman of the Board. **MAY 29** — Jim Burris, Bears general manager, named executive vice-president of Empire Sports. **DECEMBER 12** — Lionel Taylor makes the 500th catch of his career in game against Boston to become the first AFL player to top this figure. **DECEMBER** — Tackle Eldon Danenhauer, Split End Lionel Taylor and Fullback Cookie Gilchrist named to the all-AFL team. Lionel Taylor wins fifth pass receiving crown and Abner Haynes — wins league kickoff return championship.

## 1966

**JUNE 8** — Merger of American and National Leagues announced. **SEPTEMBER 19** — Ray Malavasi named Head Coach of the Broncos. **DECEMBER** — John Bramlett, Goose Gonsoulin, Bob Scarpitto and Jerry Sturm chosen to play in AFL All-Star contest in January. **DECEMBER 19** — Lou Saban signs a 10-year contract as General Manager and Head Coach of the Denver Broncos.

## 1967

**MARCH 1** — Broncos move to new suburban executive offices with adjacent practice field and locker room facilities for both preseason and regular season training. **MARCH 17** — Metropolitan Denver voters turn down stadium bond issue, but Broncos fans immediately organize for fund raising drive to improve Bears Stadium and keep Broncos in Denver. **MAY 17** — Floyd Little, Denver's No. 1 draft choice, signs with Broncos. Little becomes the first No. 1 choice to sign with Denver in the history of the club. **AUGUST 5** — Broncos defeat Detroit Lions 13-7 in pre-season game at DU for AFL's first win over the NFL. **AUGUST 15** — Quarterback Steve Tensi acquired from San Diego for first round draft choices in both 1968 and 1969. **DECEMBER** — Floyd Little paces AFL in punt returning with a 16.9 average. Bob Scarpitto repeats as punt leader with a 44.9 norm. Flanker Al Denson selected All League in player balloting.

## 1968

**JANUARY** — Flanker Al Denson, defensive tackle Dave Costa, center Larry Kaminski and cornerback Nemiah Wilson participate in AFL All-Star game. Lou Saban and staff coach the West stars. **FEBRUARY** — Civic drive to raise

\$1.8 million ends successfully and City of Denver receives stadium as a gift after purchase of the facility from Empire Sports, Inc. by non-profit group. Construction begins on 16,000 seat upper deck that will raise capacity to 50,000 for 1968 season. **SEPTEMBER 21** — Broncos move into new administrative building at 5700 Logan Street. **DECEMBER 14** — Bears Stadium is officially re-named Denver Mile High Stadium.

## 1969

**JANUARY 19** — Dave Costa, Rich Jackson and Floyd Little participate in AFL All-Star Game in Jacksonville, Florida. **DECEMBER** — Floyd Little and Rich Jackson named to first team All League. **DECEMBER** — Bill Thompson (rookie) tops AFL list in punt and kickoff returns, the first player in NFL history to ever hold both titles.

## 1970

**JANUARY 17** — Rich Jackson, Dave Costa, Floyd Little, Mike Current and George Goeddeke play in All-Star game on West team. **SEPTEMBER** — Season ticket sale hits record number of 43,584. **DECEMBER 20** — Floyd Little gains 44 yards to win American Conference rushing title with 901 yards. It was first rushing crown and first season Little played in all 14 games.

## 1971

**JANUARY** — Richard Jackson named to official National Football League all-star team. **JANUARY** — Richard Jackson and Floyd Little make starting lineups for American Conference in first AFC-NFC Pro Bowl game. **MAY 12** — Broncos stop sale of season tickets at record 47,500. **OCTOBER 24** — Denver coach Lou Saban and Broncos down Cleveland 27-0. It was first time Browns were shut-out since 1952. It was also to be Saban's last victory as Bronco coach. **NOVEMBER 17** — Lou Saban resigns as head coach of Broncos, a position he had held for five years. Offensive line coach Jerry Smith is named interim head coach. Saban, in December, resigns as General Manager to return to Buffalo Bills as head coach. **DECEMBER 19** — Floyd Little compiles 79 yards against Raiders in Oakland to finish as pro football's top runner with 1,133 yards. Little also becomes first Bronco to rush for more than 1,000 yards in a season.

## 1972

**JANUARY 5** — John Ralston, successful head coach at Stanford, is announced as Denver's new head coach. He later adds the title of General Manager. **MARCH 16** — For the first time in the history of Denver professional football, there will be no public sale of season tickets, it is reported. Season ticket holders renewed 46,500 of the 47,500 available season tickets, and further exercised their option for 8,000 additional tickets. **APRIL 5** — Long-time Rocky Mountain Empire Sports employee Earl Hartman dies of cancer. Hartman was Treasurer of Empire Sports and Business Manager of the Broncos at the time of his death.

## 1973

**MARCH 3** — Season ticket holders renew 47,800 of 48,000 season tickets to assure Denver again of having no public sale of season tickets. **OCTOBER 14** — Charley Johnson also becomes the 18th quarterback in pro football history to go over 20,000 yards lifetime as he connects for 214 yards plus three TDs to Haven Moses in a 48-20 win at Houston. **OCTOBER 22** — With "Orange Monday" banners waving, the Broncos perhaps play the most important game to date in the club's history against Oakland on national television. Denver comes back to knot the contest, 23-23, on a 35-yard field goal by Jim Turner. **NOVEMBER 25** — Denver defeats Kansas City, 14-10, to take over first place in the AFC West with three games to go. The win moves the Broncos to 6-3-2 — the six victories the second best mark ever for a Denver team to date. **DECEMBER 9** — Denver 42, San Diego 28! The Broncos are winners at last, as Denver clinches the team's seventh victory of the season, assuring the club of a winning record.

## 1974

**JANUARY** — Four Broncos — Floyd Little, Haven Moses, Riley Odoms and Paul Smith — are invited to play in the Pro Bowl. John Ralston is named AFC Coach of the Year for guiding Denver to its first winning season ever. Odoms is named All-Pro by NEA. **SEPTEMBER 10** — Denver voters pass a \$25 million bond issue to expand and improve Mile High Stadium to over 75,000 seats. The stadium was projected to be finished in time for the 1976 regular season. **SEPTEMBER 22** — The Broncos and the Pittsburgh Steelers play in the first regular season overtime game as a 35-35 score was present at the end of regulation play. Neither team scored in the sudden death period. **NOVEMBER 28** — Before a television audience estimated at 35 million, the Broncos riddle the Detroit Lions 31-27 on Denver's first Thanksgiving Day game in Detroit. **DECEMBER 8** — Denver assures itself of the team's second consecutive winning season and Otis Armstrong sets a single game rushing mark of 183 yards as the Broncos down Houston 37-14. **DECEMBER 15** — Otis Armstrong finishes the season with 1407 yards and the NFL rushing title becoming one of a half dozen players ever to average more than 100 yards per game in pro football.

## 1975

**JANUARY** — Otis Armstrong and Riley Odoms represent the Broncos in the annual Pro Bowl game in Miami, Fla. **FEBRUARY** — Expansion of Mile High Stadium begins, which will provide 63,500 capacity for the 1976 season and an ultimate capacity of 75,000 in 1977. **DECEMBER 14** — Floyd Little winds up his career as the seventh all-time rusher in the NFL with 6,323 yards.

## 1976

**JANUARY 26** — Tight end Riley Odoms and linebacker Randy Gradishar are the Broncos representatives in the Pro Bowl in New Orleans. **MARCH 28** — Quarterback Charley Johnson announces his retirement from the National Football League after a 15-year career. Johnson led the club to its first two winning seasons in 1973 and 1974. **JUNE 27** — Lyle Alzado is one of three finalists for the man of the Year Award and Rick Upchurch is honored as the American Conference Offensive Rookie of the Year by the NFL Players Association. **SEPTEMBER 26** — Rick Upchurch ties an NFL record by returning two punts for touchdowns in a 44-13 win over the visiting Cleveland Browns. **OCTO-**



## HISTORICAL HIGHLIGHTS, CONT.

**BER 24** — Rick Upchurch ties an NFL record with his fourth punt return touchdown of the season in a 35-26 win over Kansas City. **NOVEMBER 7** — With two field goals and six extra points, Jim Turner becomes the fifth player in pro football history to surpass 1,200 points. **NOVEMBER 14** — Denver shuts out San Diego, 17-0, marking first time the team has recorded two shutouts in one season. Denver had shut out the Chargers 26-0 Oct. 3. **DECEMBER 12** — The Broncos stop Chicago, 28-14, for the ninth win of the season, highest total in Denver history. Otis Armstrong rushes for 116 yards to reach 1,008 for the season, his second 1,000-yard in his career. **DECEMBER 18** — Fred Gehrke, long-time Bronco administrator, is named general manager.

### 1977

**JANUARY 17** — Rick Upchurch and Otis Armstrong are the Bronco participants in the annual AFC-NFC Pro Bowl in Seattle. **JANUARY 31** — John Ralston resigns as Head Coach of the Denver Broncos. **FEBRUARY 1** — Robert (Red) Miller, a former Bronco assistant coach, is named as the team's eighth head coach. **JUNE 12** — Lyle Alzado is named winner of the National Football League Players Association's Byron (Whizzer) White Award as the group's Man of the Year. **OCTOBER 16** — Pushing their season record to 5-0, the Broncos use seven interceptions and a touchdown pass to kicker Jim Turner to trounce the defending world champion Oakland Raiders, 30-7. **NOVEMBER 27** — In a showdown of the two best records in the NFL, the Broncos get a 73-yard interception return for a touchdown by Tom Jackson to dump Baltimore, 27-13, and run their record to 10-1. **DECEMBER 4** — With a 24-14 win at Houston the Broncos clinch a playoff berth, first in the club's history. Later in the day, the Broncos clinch the AFC Western Division championship when the Raiders fall to the Los Angeles Rams. **DECEMBER 18** — The Broncos lose to Dallas in the regular season finale, 14-6, but post the best record in the history of the franchise, 12-2, tied with Dallas for the best in the NFL. **DECEMBER 24** — Before the largest crowd ever to watch a sporting event in the state of Colorado, 75,011, the Broncos stop the Pittsburgh Steelers in the first round of playoff action, 34-21.

### 1978

**JANUARY 1** — In a hard-fought game at Mile High Stadium, the Broncos dethrone the Raiders, 20-17, for the AFC championship and a trip to the Super Bowl in New Orleans. **JANUARY 15** — Broncos fall to the Cowboys, 27-10, in the Super Bowl. **JANUARY 23** — Lyle Alzado, Randy Gradishar, Tom Jackson, Billy Thompson and Louis Wright represent the Broncos in the Pro Bowl, the largest Denver contingent in history. **MARCH** — Only 143 season tickets are not renewed, a new all-time low. **DECEMBER 3** — Broncos win by 21-6 score at Oakland, holding the Raiders without a touchdown for the second time in the season, and moving within one game of AFC West crown. **DECEMBER 10** — Denver downs Kansas City, 24-3, winning second straight division championship, as QB Craig Morton goes 19-for-22 with 16 straight completions, both second best all-time NFL marks. **DECEMBER 30** — Denver loses in the playoffs to eventual Super Bowl champion Pittsburgh Steelers, 33-10.

### 1979

**JANUARY 29** — Broncos are represented by an all-time high of seven players in the NFL Pro Bowl, including Lyle Alzado, Randy Gradishar, Tom Jackson, Riley Odums, Bill Thompson, Rick Upchurch, and Louis Wright. **MARCH** — Only 161 season tickets are not renewed, virtually assuring the Broncos of their tenth straight sellout season. **NOVEMBER 11** — Rick Upchurch becomes the all-time pro football record holder in career punt return yardage. He set the record vs. New England, surpassing the late Emlen Tunnell's total of 2,209 yards. **DECEMBER 17** — Denver clinches a playoff berth for the third straight year. **DECEMBER 23** — Denver loses in wild card playoff game at Houston, 13-7.

### 1980

**JANUARY 27** — The Broncos are represented in the Pro Bowl game by Randy Gradishar, Tom Jackson, Rick Upchurch, and Louis Wright. **MARCH** — Only 146 season tickets are not renewed for 1980, virtually assuring the club of its 11th consecutive sellout campaign. **OCTOBER 5** — Randy Gradishar returns interception 93 yards for a touchdown vs. Cleveland, the longest such return in team history and the NFL's longest for 1980 season. **OCTOBER 13** — Fred Steinfort kicks 57-yard field goal, tying record for third-longest kick in NFL history.

### 1981

**JANUARY** — Fred Steinfort is named by Pro Football Weekly as that publication's Golden Toe Award winner for the 1980 season, having tied for the league lead with 26 field goals. **FEBRUARY 25** — Edgar F. Kaiser, Jr. is introduced as the new owner of the Denver Broncos, having purchased the club from principal owners Gerald H. Phipps and Allan R. Phipps. **MARCH 10** — Grady Alderman is named new General Manager and Dan Reeves is named as the new Head Coach. **MARCH** — The Broncos are sold out for their 12th consecutive season. **SEPTEMBER** — Craig Morton throws four touchdown passes in each of two consecutive games, vs. Baltimore and San Diego, a first in franchise history. Wide receiver Steve Watson ties a team record with three touchdown receptions against the Colts on September 20. **NOVEMBER 22** — Watson catches a touchdown pass at Cincinnati to set a new team record with 13 TD catches in one season. **DECEMBER 20** — Watson gains 82 yards on receptions at Chicago, establishing a new Bronco single season mark with 1,244 reception yards. Individually, Morton set single season records for yards gained (3,213), yards passing (3,195), and average gain per play (8.37), while Watson led the AFC in reception yardage and in touchdown receptions (13).

### 1982

**JANUARY 31** — The Broncos are represented in the Pro Bowl game by Randy Gradishar, Bob Swenson, Bill Thompson, and Steve Watson. **MARCH** — Only 49 season ticket accounts have not been renewed for 1982, virtually assuring the Broncos of their 13th consecutive sellout season in Mile High Stadium. **SEPTEMBER 21** — The NFL Players Association begins the first regular season strike in NFL history, resulting in the cancellation of games for eight consecutive weeks. **DECEMBER 3** — Hein Poulus is named Vice President and General Manager of the Broncos.

**DECEMBER 19** — Rick Upchurch returns a punt 78 yards for a touchdown against Kansas City to tie the all-time pro football record of eight career touchdowns on punt returns.

### 1983

**JANUARY 3** — Final NFL statistics show Rick Upchurch as the NFL's punt return leader with a 16.1 average and Luke Prestridge as the league's leading punter with a 45.0 mark. **FEBRUARY 6** — The Broncos are represented in the Pro Bowl game by Randy Gradishar, Luke Prestridge, and Rick Upchurch. **MARCH 15** — Only 89 season ticket accounts have not been renewed for 1983, virtually assuring the Broncos of their 14th consecutive sellout season in Mile High Stadium. **MAY 2** — In the biggest trade in franchise history, Denver acquires quarterback John Elway, the first player taken in the NFL draft, and signs him to a five-year contract. **DECEMBER 11** — Elway throws three fourth quarter touchdown passes to erase a 19-0 deficit and lead the Broncos to a 21-19 playoff-clinching win over Baltimore. This marks the fourth Bronco appearance in playoff competition. **DECEMBER 24** — Denver loses the wild card game at Seattle, 31-7.

### 1984

**JANUARY 29** — Randy Gradishar makes his seventh Pro Bowl appearance. Louis Wright also was named to the AFC Pro Bowl team, but was unable to play because of a fractured finger. **MARCH** — Only 146 season ticket accounts have not been renewed for 1984, virtually assuring the Broncos of their 15th consecutive sellout season in Mile High Stadium. **MARCH 23** — Pat Bowlen is introduced as the new owner of the Denver Broncos, assuming the title of President and Chief Executive Officer. **NOVEMBER 18** — The Broncos beat Minnesota 42-21 for the club's 10th straight victory, a team record. John Elway tied a Denver record throwing five touchdown passes in the game. **DECEMBER 15** — Denver wins its 13th game of the season, the most in Bronco history, and captures the AFC West crown with a 31-14 win over Seattle. Sammy Winder finishes the season with 1,153 yards rushing, and Steve Watson gains 1,170 yards receiving — the first time Denver has had 1,000-yard performers in both categories in the same season. **DECEMBER 30** — Pittsburgh defeats Denver 24-17 in a divisional playoff game.

### 1985

**JANUARY 27** — Sammy Winder represents the Broncos in the NFL Pro Bowl. **FEBRUARY 18** — Owner Pat Bowlen names John Beake as General Manager and Dan Reeves as Vice President of the club. **MARCH** — Only 82 season ticket accounts have not been renewed for the 1985 season, virtually assuring the Broncos of their 16th consecutive sellout season in Mile High Stadium. **DECEMBER 20** — Denver beats Seattle 27-24 to close out the season at 11-5. The Broncos set season records with total yards (5,496) and total points (380). John Elway, who threw for 432 yards against Seattle, set Denver records in total offense (4,144 yards) and passing yards (3,891) for the season, and Karl Mecklenburg's 13 quarterback sacks also set a new Bronco standard.

### 1986

**FEBRUARY 2** — The Broncos are represented by four players in the Pro Bowl - Rulon Jones, Karl Mecklenburg, Dennis Smith, and Louis Wright. **FEBRUARY 26** — Owner Pat Bowlen holds ground breaking ceremonies for 60 luxury Penthouse Suites to be built atop Mile High Stadium's fifth level. **MARCH** — Only 127 season ticket accounts have not been renewed for the 1986 season, virtually assuring the Broncos of their 17th consecutive sellout season in Mile High Stadium. **OCTOBER 12** — Broncos post a 31-14 win over San Diego to equal best start in team history with 6-0 record. **DECEMBER 13** — Denver, which had clinched AFC Western Division title by virtue of a Seattle win over Los Angeles the previous Monday night, clinched home field advantage for first playoff game by defeating Washington, 31-30. **DECEMBER 20** — Broncos conclude regular season play with second straight 11-5 record. Thirty-five individual and team records were set by the Broncos in 1986. DE Rulon Jones was named the AFC Defensive Player of the Year by UPI, and LB Karl Mecklenburg was named the AFC Player of the Year by the Football News.

### 1987

**JANUARY 4** — Broncos post a 22-17 playoff win over New England Patriots before 76,105, largest crowd ever to watch a Denver home game. **JANUARY 11** — Broncos post a thrilling, 23-20 overtime win over the Cleveland Browns to win the AFC championship and earn a trip to Super Bowl XXI. **JANUARY 18** — A crowd of over 63,000 attends a Mile High Stadium rally prior to team's departure for Pasadena. **JANUARY 25** — The Broncos lose to the New York Giants by a 39-20 score in Super Bowl XXI, a game watched by 101,063 at the Rose Bowl and played before a national television audience of 127,000,000. In addition, the game was televised live in 53 other nations. **JANUARY 26** — Over 100,000 fans welcome Broncos home in parade through downtown Denver. **FEBRUARY 1** — Six Broncos play in the Pro Bowl game, including Keith Bishop, John Elway, Rulon Jones, Karl Mecklenburg, Dennis Smith, and Sammy Winder. **MARCH** — Only 58 season ticket accounts have not been renewed for the 1987 season, virtually assuring the Broncos of their 18th consecutive sellout season in Mile High Stadium, longest sellout streak in the AFC and second longest in the NFL. **AUGUST 9** — The Broncos lose 28-27 to the Los Angeles Rams in American Bowl '87, a preseason game played in storied Wembley Stadium in London, England. **SEPTEMBER 22** — The NFL Players Association goes on strike, resulting in the cancellation of games for the weekend of Sept. 28. **OCTOBER 4** — Denver loses 40-10 to Houston in the first of three "replacement" games. **NOVEMBER 29** — Denver grabs a 31-17 win over San Diego in the 400th game for both franchises. The contest also marks Dan Reeves' 100th game as the Broncos' head coach. **DECEMBER 27** — The Broncos win their third AFC West title in four years after shutting out San Diego 24-0 in a blizzard. Denver finishes the season with a 10-4-1 record, the only team in the NFL to post eight 10-win seasons since 1977. Quarterback John Elway is named NFL Most Valuable Player by AP.

### 1988

**JANUARY 10** — The Broncos advance to the AFC Championship Game with a 34-10 victory over Houston before 75,968 in Mile High Stadium. **JANUARY 17** — Denver becomes the first AFC team to win consecutive conference championships since Pittsburgh of 1978-79 by defeating Cleveland 38-33. The game garnered a 91 television share in the Denver area, believed to be an all-time national viewing high. **JANUARY 31** — The Broncos lose to Washington

## HISTORICAL HIGHLIGHTS, CONT.

42-10 in Super Bowl XXII in San Diego Jack Murphy Stadium. **FEBRUARY 6** — Three players represent Denver in the Pro Bowl Game, Keith Bishop, John Elway, and Karl Mecklenburg. **MARCH** — The Broncos are virtually assured of their 19th consecutive sellout campaign as just 91 season ticket accounts are not renewed for the 1988 campaign. **JUNE 3** — The Broncos acquire future Hall of Fame RB Tony Dorsett from the Dallas Cowboys in exchange for a future draft choice. The 1988 campaign will be Dorsett's 12th in pro football. **SEPTEMBER 26** — RB Tony Dorsett eclipses Jim Brown to become the second leading rusher in pro football history, trailing only Walter Payton. **DECEMBER 17** — The Broncos close out the season with a 21-10 win over New England and a disappointing 8-8 record, marking the end of Denver's two-year reign as AFC champions. QB John Elway concludes the season with 3,309 yards passing and 234 rushing to become the first player in football history to have four consecutive years with over 3,000 passing yards combined with over 200 rushing yards. Dorsett finishes the year second to Payton among football's all-time rushing leaders with 12,739 yards.

## 1989

**JANUARY 29** — Punter Mike Horan is the Broncos' lone representative in the AFC-NFC Pro Bowl Game. **APRIL** — The Broncos conclude season ticket renewals and waiting list additions for 1989, virtually assuring the team of its 20th consecutive sellout campaign at Mile High Stadium. **NOVEMBER 26** — The Broncos clinch their third AFC West title in four seasons after a 41-14 victory at home against Seattle. **DECEMBER 16** — Denver wraps up home field advantage for the AFC Playoffs with 37-0 win at Phoenix.

## 1990

**JANUARY 7** — The Broncos advance to the AFC Championship Game with a come-from-behind 24-23 win over Pittsburgh. **JANUARY 14** — The Broncos become the only AFC team to win three conference titles in the 1980s with a 37-21 victory over Cleveland in the AFC Championship Game. **JANUARY 28** — Denver loses 55-10 to San Francisco in Super Bowl XXIV in the New Orleans Superdome. **FEBRUARY 4** — Three players represent the Broncos in the Pro Bowl; Kicker David Treadwell, nose tackle Greg Kragen and safety Dennis Smith. Linebacker Karl Mecklenburg was selected to start in the game but could not participate because of a knee injury suffered in the Super Bowl. **FEBRUARY 26** — The National Football League announces that the Broncos will face Seattle in an Aug. 4 preseason game in Tokyo, Japan. **MARCH 5** — The Paul D. Bowlen Memorial Broncos Centre opens in southeast Denver, housing all of the team's office and training facilities. **AUGUST 5** — The Broncos defeat the Seattle Seahawks by a score of 10-7 in American Bowl '90, played before a sellout audience in the Tokyo Dome in Tokyo, Japan. The game marks Denver's second appearance in an international game, having played the Los Angeles Rams in London in a 1987 American Bowl contest. **NOVEMBER 22** — The Broncos drop a 40-27 game to the Detroit Lions in the Lions' annual Thanksgiving Day contest, marking Denver's fifth appearance in a Thanksgiving Day game, including four in Detroit and one in Denver (a 46-45 loss to the New York Titans in 1962). **DECEMBER 30** — Running back Bobby Humphrey finishes the season with 1,202 rushing yards, becoming one of just 10 backs to rush for over 1,000 yards in each of their first two NFL seasons. Mike Horan leads the entire NFL in punting (44.4) and in net punting average (38.9). The Broncos also boast the NFL's kickoff return leader in Kevin Clark who posts a 25.3 average.

## 1991

**FEBRUARY 3** — Safeties Steve Atwater and Dennis Smith, along with running back Bobby Humphrey, appear in the AFC-NFC Pro Bowl game in Honolulu, Hawaii. It is the first appearance each for Atwater and Humphrey. **JULY 27** — The Broncos lose 14-3 to Detroit in the Hall of Fame Game played in Canton, Ohio. Former Broncos assistant coach Stan Jones is inducted into the Hall. **SEPTEMBER 1** — Denver records its biggest opening day win ever with a 45-14 pounding of Cincinnati. **DECEMBER 8** — A 17-7 win at Cleveland clinches a playoff berth for the Broncos. **DECEMBER 22** — Denver closes out the regular season at 12-4 and wins the AFC West title for the fifth time in eight years.

## 1992

**JANUARY 4** — The Broncos overcome a 21-6 deficit to defeat Houston 26-24 in an AFC Divisional Playoff Game. The winning field goal was set up by a drive that began at the Denver two. The Broncos converted two fourth down plays to keep the possession alive. **JANUARY 12** — Despite a sterling effort by Denver's defense, the Broncos fall 10-7 to Buffalo in the AFC Championship Game. The Bills' high-powered offense managed just 213 yards and 12 first downs in the game. **FEBRUARY 2** — Running back Gaston Green, linebacker Karl Mecklenburg, and safeties Steve Atwater and Dennis Smith represent the Broncos in the Pro Bowl. **MARCH** — The Broncos conclude season ticket renewals and waiting list additions for 1992, virtually assuring the franchise of its 23rd consecutive sellout season. Denver is also named a participant in America Bowl '92, to be played in Berlin. **AUGUST 15** — The Broncos lose to the Miami Dolphins, 31-27, in American Bowl '92 in Berlin's Olympic Stadium. **DECEMBER 28** — Denver Broncos President Pat Bowlen announces that the franchise will not renew the contract of Dan Reeves, thus creating a coaching vacancy in Denver for the first time since 1981. Reeves ends his Denver career with a record of 116-78-1.

## 1993

**JANUARY 25** — Wade Phillips is hired as the 10th head coach in Bronco history, signing a three-year contract as head coach after four seasons as the Broncos' defensive coordinator. **MAY** — The Broncos conclude their season ticket sales, guaranteeing the 24th straight sellout campaign at Mile High Stadium. **DECEMBER** — Quarterback John Elway is named AFC Most Valuable Player (UPI, Kansas City 101 Club, Football News) after his best pro season, in which he led the AFC in rating (92.8), attempts (551), completions (348), completion percentage (63.2), touchdowns (25), and yards (4,030).

## 1994

**JANUARY 9** — The Broncos return to the playoffs as a Wild Card team, dropping a 42-24 first round game to the Los Angeles Raiders at the Los Angeles Memorial Coliseum. The wild card playoff game marked Denver's ninth nationally televised game of the 1993 season, bringing the Broncos' eight-year total (1986-93) to 84 national television dates. **FEBRUARY 6** — The Broncos are represented in the AFC-NFC Pro Bowl game by quarterback John Elway, tight end Shannon Sharpe, linebacker Karl Mecklenburg, and safeties Steve Atwater and Dennis Smith. **MARCH** — The Broncos and Raiders are named to oppose each other in an American Bowl '94 Game in Barcelona. The Broncos thus join San Francisco as the only two teams to have been asked to represent the NFL in London, Tokyo, Berlin, and Barcelona. **MAY** — The Broncos conclude season ticket renewals and waiting list additions for 1994, leading to an anticipated 25th consecutive season of sellouts at Mile High Stadium.

## 1995

**JANUARY 31** — Mike Shanahan is hired as the 11th head coach in Bronco history. Shanahan, a Denver assistant coach from 1984-87 and 1989-91, signed a seven-year contract as head coach after spending the previous three years in San Francisco where he served as offensive coordinator. **FEBRUARY 5** — The Broncos are represented in the annual AFC-NFC Pro Bowl by safety Steve Atwater, quarterback John Elway and offensive tackle Gary Zimmerman. Tight end Shannon Sharpe was also selected but did not play. **MARCH** — The Broncos are selected to face San Francisco in an American Bowl '95 Game in Tokyo, joining the 49ers and Dallas as the only NFL teams to participate in five American Bowl Games. **MAY** — The Broncos conclude season ticket renewals and waiting list additions for 1995, leading to an anticipated 26th consecutive season of sellouts at Mile High Stadium. **AUGUST 5** — The Broncos defeat San Francisco 24-10 in the American Bowl in Tokyo, Japan. **NOVEMBER 5** — John Elway passes for 256 yards in a 38-6 Broncos home win over Arizona to surpass the 40,000-yard passing plateau, just the seventh player in pro football history to accomplish that feat. **NOVEMBER 19** — KOA play-by-play announcer Larry Zimmer calls his 500th Broncos game as a member of the KOA broadcast team, as Denver defeats San Diego 30-27. **DECEMBER 10** — Broncos running back/kick returner Glyn Milburn tallies an NFL-record 404 all-purpose yards in a 31-27 loss to Seattle at Mile High Stadium. He surpassed Billy Cannon's previous record of 373 yards, set 35 years prior to the day (12/10/61). Milburn racked up 131 rushing yards, 45 receiving yards, 133 yards on kickoff returns and 95 yards on punt returns. **DECEMBER 24** — The Broncos close the season with a 31-28 win at Oakland, and establish franchise single-season records in seven different offensive categories: points scored (388), total yards (6,040), avg. gain per play (5.70), avg. gain per rush (4.53), touchdown passes (27, tie), passing yards (4,045) and first downs passing (205).

## 1996

**FEBRUARY 4** — Denver is represented in the annual AFC-NFC Pro Bowl in Honolulu by safety Steve Atwater, kicker Jason Elam, running back/kick returner Glyn Milburn, wide receiver Anthony Miller and tight end Shannon Sharpe. Tackle Gary Zimmerman was selected but did not play because of injury. **MAY** — The Broncos conclude season ticket renewals and waiting list additions for 1996, leading to an anticipated 27th consecutive season of sellouts at Mile High Stadium. **OCTOBER 20** — Terrell Davis sets a franchise record with 194 rushing yards in a 45-34 win over the Baltimore Ravens. **DECEMBER 1** — The Broncos win the AFC West and clinch home-field advantage for the playoffs with a 34-7 win over Seattle. The win is also Denver's ninth straight, the second-longest streak in franchise history. **DECEMBER 15** — John Elway becomes the winningest quarterback in NFL history with a 24-19 defeat of Oakland, the 126th of his career. The win also secures a perfect 8-0 home record for the season, for just the second time in franchise history. **DECEMBER 22** — Elway becomes just the third player in NFL history to pass for over 45,000 yards in a career. Terrell Davis wins the AFC rushing crown with a franchise-record 1,538 yards, while also posting franchise bests in carries (345), rushing touchdowns (13) and total touchdowns (15). The team ties for the NFL's best record (13-3; tied for best in franchise history) and ranks first in the league in total offense and rushing offense, as well as fourth in total defense, including a No. 1 mark against the run. Franchise records are set for points scored (391), highest average gain per rush (4.5; tie with '95 team), fewest rushing yards allowed (1,331) and fewest rushing first downs allowed (67). **DECEMBER 26** — Terrell Davis is named NFL Offensive Player of the Year by the Associated Press, and joins three other Broncos as first-team All-Pro performers: Shannon Sharpe, Alfred Williams and Gary Zimmerman.

## 1997

**JANUARY 4** — Denver hosts its first playoff game since Jan. 4, 1992 as the Jacksonville Jaguars come to Mile High Stadium for an AFC Divisional Playoff contest. **FEBRUARY 2** — Denver is represented in the annual AFC-NFC Pro Bowl in Honolulu by safety Tyrone Braxton, running back Terrell Davis, defensive tackle Michael Dean Perry, linebacker Bill Romanowski, tight end Shannon Sharpe and defensive end Alfred Williams. Safety Steve Atwater, quarterback John Elway and tackle Gary Zimmerman are also selected but do not play in the game because of injury. **FEBRUARY 4** — The Broncos unveil new uniforms featuring the traditional Bronco orange with a navy blue, and a new helmet logo that features a powerful, dynamic Bronco. The helmet is blue, with the horse done in white with orange highlights. **MARCH** — The Broncos are selected to face Miami in an American Bowl '97 contest in Mexico City, Mexico. The appearance marks the Broncos' sixth in an American Bowl, tying the club with San Francisco for most in the NFL since American Bowl games began being played in 1985. **MAY** — The Broncos conclude season ticket renewals and waiting list additions for 1997, leading to an anticipated 28th consecutive season of sellouts at Mile High Stadium. **AUGUST 4** — Denver and Miami meet in Mexico City, Mexico, in an American Bowl '97 contest, won by the Dolphins, 38-19, at Estadio Guillermo Canedo. **SEPTEMBER 21** — Running back Terrell Davis sets a franchise record by rushing for 215 yards in a 38-20 win over Cincinnati at Mile High Stadium. He is named AFC Offensive Player of the Week, en route to an AFC Player of the Month award for September. **OCTOBER 6** — Denver defeats New England 34-13 in a Monday Night battle of the league's two remaining unbeaten, representing the furthest into a season that two undefeated teams have met on Monday Night Football. Linebacker John Mobley is named AFC Defensive Player of the Week in recognition of his 15-tackle effort that included an interception return for a touchdown. **OCTOBER 26** — The Broncos defeat the Bills 23-20 in overtime at Buffalo's Rich Stadium, a mere 15 hours after arriving in Buffalo, due to a severe snowstorm that dumped more than a foot of snow on the Denver area, with drifts piled several feet



## HISTORICAL HIGHLIGHTS, CONT.

higher in some areas. The Broncos' chartered flight leaves Denver 10 hours late, at 8 p.m. (MT) Saturday, Oct. 25, after an ordeal that involves numerous players' vehicles being stranded in snow-drifts trying to reach the team buses at Broncos headquarters. Several players make their way to headquarters by way of snowmobiles after being picked up by citizens. **NOVEMBER 2** — John Elway sets two milestones and earns AFC Offensive Player of the Week honors on this day as the Broncos defeat Seattle 30-27 at Mile High Stadium. With 252 passing yards, Elway moves past Fran Tarkenton into second-place all-time in NFL passing yardage, and his 276 total yards make him just the third player in NFL history to top the 50,000-yard plateau. He will later be named NFL Offensive Player of the Month for November. **NOVEMBER 9** — Cornerback Darrien Gordon ties an NFL record by returning two punts for touchdowns in the same quarter, a feat previously accomplished just twice in NFL history. His scoring returns of 82 and 75 yards in the first quarter staked Denver to a 14-0 lead en route to a 34-0 defeat of Carolina. The two touchdown returns in a game also tie Rick Upchurch's franchise record, while his 168 punt return yards set a new franchise standard, as Gordon wins AFC Special Teams Player of the Week honors. **DECEMBER 21** — Denver closes its regular season with a 38-3 victory over San Diego to secure its second straight undefeated regular season at home, only the third NFL team to do so since the schedule expanded to 16 games in 1978. The Broncos set new franchise records by posting nine double-digit victories in one season and scoring more than 30 points in nine different games. **DECEMBER 27** — The Broncos defeat Jacksonville 42-17 in an AFC Wild Card Game at Mile High Stadium to record their first playoff victory since Jan. 4, 1992. In the game, Denver sets club postseason records for rushing yards (310), total yards (511), rushing attempts (49), points in a quarter (21; 4th quarter), total points (42), first downs (28), rushing first downs (18) and third-down efficiency (75%). Terrell Davis rushes for a club postseason record 184 yards, and is complemented by Derek Loville's 103 yards rushing, making Denver just the third team in NFL postseason history to post two 100-yard rushers in the same game. Denver's 40:59 of possession time and 310 rushing yards both rank as the fifth-highest totals ever in an NFL playoff game. Instrumental in the performance is the offensive line, which, as a unit, is named NFL Offensive Player of the Week. It marks just the second time in NFL history—and first in the postseason—that an Offensive Line is named Player of the Week.

## 1998

**JANUARY 4** — Denver wins a road playoff game for only the second time in franchise history by defeating the Chiefs 14-10 in an AFC Divisional Playoff Game at Kansas City's Arrowhead Stadium. **JANUARY 11** — The Broncos win their fifth AFC Championship — and win on the road for the second straight week in the playoffs — by topping the Steelers 24-21 at Pittsburgh's Three Rivers Stadium. The win makes Denver just the fifth Wild Card team to advance to the Super Bowl since the Wild Card format was adopted in 1970. **JANUARY 25** — Denver claims its first World Championship with a 31-24 victory over defending champion Green Bay in Super Bowl XXXII at Qualcomm Stadium in San Diego. The Broncos become the first team from the American Football Conference in 14 years to win the Super Bowl, and only the second Wild Card team ever to do so. Running back Terrell Davis sets a Super Bowl record with three rushing touchdowns to claim the Pete Rozelle Award as the game's Most Valuable Player. Davis finishes with 157 yards rushing and ties the Super Bowl record for total touchdowns (3) and points scored (18). The game marks the first time in Super Bowl history that each team scored a touchdown on its first possession, and the Broncos become just the fourth team in Super Bowl history to score on each of their first three possessions. **JANUARY 27** — An estimated 650,000 fans gather in downtown Denver for a victory parade and rally to honor the World Champion Denver Broncos. The parade follows a route along 17th street, from Wynkoop to Broadway, and then along Broadway for several blocks before working its way to the steps of the Denver City and County Building, where a rally is held. Broncos owner Pat Bowlen, head coach Mike Shanahan, quarterback John Elway, running back Terrell Davis, Colorado Governor Roy Romer and Denver Mayor Wellington Webb address the sea of Broncos fans who pack the grounds in front of the stage, and Elway and Davis are honored with street signs bearing their names. **FEBRUARY 1** — The Broncos are represented in the annual AFC-NFC Pro Bowl in Honolulu by running back Terrell Davis, center Tom Nalen, tight end Shannon Sharpe and defensive end Neil Smith. Quarterback John Elway is also selected, but opts not to play in the game due to injury. **APRIL 22** — Colorado Governor Roy Romer signs into law SB 171, a bill authorizing voters to decide upon a ballot issue that would appropriate tax money to partially fund a new football stadium in Denver. **MAY** — The Broncos conclude season ticket renewals and waiting list additions for 1998, leading to an anticipated 29th consecutive season of sellouts at Mile High Stadium. **JUNE 5** — Broncos players and coaches receive their Super Bowl rings in a private ceremony at team headquarters. **JUNE 16** — The Denver Broncos travel to Washington, D.C. for a special ceremony in which they are honored by President Bill Clinton at the White House for their victory in Super Bowl XXXII. Terrell Davis delivers to the President a Broncos jersey number "11" with "Clinton" on the back. **SEPTEMBER 21** — The Denver Broncos and San Diego Chargers are selected to play the first NFL game in Australia, an American Bowl '99 contest, Sun., Aug. 8 at Stadium Australia at Homebush Bay in Sydney. **OCTOBER 25** — Broncos kicker Jason Elam ties a 28-year old NFL record by making a 63-yard field-goal attempt vs. Jacksonville at Mile High Stadium. The record-tying kick comes in the final seconds of the first half, in a game won by the Broncos, 37-24. **NOVEMBER 3** — Denver-area voters approve a ballot issue to appropriate tax money to partially fund a new football stadium in Denver. The Broncos would begin play in the new stadium at the beginning of the 2001 season. **NOVEMBER 22** — Broncos quarterback John Elway becomes just the second player in NFL history to compile 50,000 yards passing during a career, joining Miami's Dan Marino. Elway reaches the plateau on a 5-yard completion to wide receiver Willie Green in the first quarter of a 40-14 win over Oakland at Mile High Stadium. **NOVEMBER 29** — The Broncos clinch the AFC West division title for the ninth time in franchise history with a 31-16 win at San Diego. **DECEMBER 6** — The Broncos tie an NFL record by winning their 18th game in a row (regular and postseason combined), a 35-31 comeback defeat of Kansas City at Mile High Stadium. The only other teams to win 18 straight games are Chicago (1933-34 and 1941-42), Miami (1972-73) and San Francisco (1989-90). The win also gave the Broncos a 13-0 record to begin the season, tied for second-best in NFL history. The 1972 Miami Dolphins went undefeated through a 14-game schedule, while the 1934 Chicago Bears started 13-0. **DECEMBER 27** — The Broncos close the regular season with a 14-2 record, best in franchise history, by virtue of a 28-21 win over Seattle. It marked the third

consecutive season in which the club went undefeated at home, joining just three other teams in NFL history to accomplish the feat, and the first since the 16-game schedule was instituted in 1978. In the game, Terrell Davis rushes for 178 yards to finish with 2,008 for the season, and 6,413 for his career, overtaking Floyd Little (6,323) as the club's all-time leading rusher. He becomes just the fourth player in NFL history to rush for more than 2,000 yards in a season, joining Eric Dickerson (2,105 in 1984), Barry Sanders (2,053 in 1997) and O.J. Simpson (2,003 in 1973), and also sets Broncos single-season records for rushing attempts (392), rushing touchdowns (21), touchdowns (23), points scored (138), total yards from scrimmage (2,225) and 100-yard games (11). Davis is named NFL Most Valuable Player by the Associated Press, and is a unanimous All-NFL selection, along with tight end Shannon Sharpe. The Broncos set franchise single-season records for rushing touchdowns (26), passing touchdowns (32), total touchdowns (62), points scored (501), first downs (347), rushing yards (2,468), total yards (6,092), highest avg. gain per play (5.9), PATs made (58) and attempted (59) and punting average (46.2).

## 1999

**JANUARY 9** — Denver defeats Miami 38-3 in an AFC Divisional Playoff Game at Mile High Stadium, to win its fifth straight postseason contest. It is Denver's largest winning margin in the postseason, and the team sets postseason defensive records for rushing yards (14), rushing avg. (1.1) and points (3) allowed. Terrell Davis' 199 rushing yards represent the fourth-highest single-game total in NFL postseason history. **JANUARY 17** — Denver defeats the New York Jets 23-10 in the AFC Championship Game at Mile High Stadium to reserve its sixth Super Bowl trip, an AFC record. The Broncos erase a 10-0 third-quarter deficit by scoring 20 points in the period to win going away. **JANUARY 31** — Denver defeats Atlanta 34-19 in Super Bowl XXXIII at Pro Player Stadium in Miami, Fla., to claim its second straight World Championship. Denver becomes just the sixth franchise in league history to win back-to-back Super Bowls, joining Green Bay (Super Bowls I and II), Miami (VII and VIII), Pittsburgh (IX and X; XIII and XIV), San Francisco (XXIII and XXIV) and Dallas (XXVII and XXVIII). John Elway is named Most Valuable Player of Super Bowl XXXIII, passing for 336 yards and a touchdown, and rushing for another score. Terrell Davis (102 yds.) sets an NFL record by rushing for 100 yards in his seventh straight postseason contest, and fullback Howard Griffith rushes for two touchdowns. Rod Smith's 80-yard touchdown reception from Elway stands as the second-longest play from scrimmage in Super Bowl history, defensive tackle Mike Lodish sets an NFL record by playing in his sixth Super Bowl (4 with Buffalo, 2 with Denver). Cornerback Darrien Gordon's 108 yards on two interception returns establish a Super Bowl record, and also make him the Super Bowl career leader for interception-return yards. **FEBRUARY 1** — The Broncos return to Denver from Miami and are greeted by an estimated 375,000 fans lining a parade route that takes the team through downtown, along Broadway, to a rally at Civic Center Park. From the steps of the Denver City and County Building, Broncos players and coaches thank the fans for their support, and share the victory with them. Broncos owner Pat Bowlen, head coach Mike Shanahan, quarterback John Elway, running back Terrell Davis, Colorado Governor Bill Owens and Denver Mayor Wellington Webb address the crowd. **FEBRUARY 7** — The Broncos are represented in the annual AFC-NFC Pro Bowl in Honolulu by a franchise-record 10 players: safety Steve Atwater, running back Terrell Davis, kicker Jason Elam, quarterback John Elway, tackle Tony Jones, wide receiver Ed McCaffrey, center Tom Nalen, linebacker Bill Romanowski, guard Mark Schlereth and tight end Shannon Sharpe. Davis and Sharpe are unable to play in the game due to injury. **APRIL 10** — Chinese Premier Zhu Rongji visits the Paul D. Bowlen Memorial Broncos Centre as part of a nine-day U.S. tour to promote trade with China. The Premier requested the visit as one of the highlights of his trip, and said, "It is a pleasure to visit the home of the Broncos. They are the champions of American football." **MAY** — The Broncos conclude season ticket renewals and waiting list additions for 1999, leading to an anticipated 30th consecutive season of sellouts at Mile High Stadium. **MAY 2** — John Elway announces his retirement in a press conference at the Inverness Hotel and Golf Club in Englewood. **JUNE 6** — Broncos players, coaches and staff receive their Super Bowl rings in a private ceremony, followed by a party at the Broadmoor in Colorado Springs, Colo. **AUGUST 7** — Denver defeats San Diego 20-17 in American Bowl '99 at Stadium Australia, in Sydney, Australia, site of the 2000 Summer Olympics. It is the first NFL game played on the Australian continent. **SEPTEMBER 13** — John Elway is inducted into the Denver Broncos Ring of Fame in a ceremony held at halftime of Denver's season-opening Monday Night game vs. Miami. He is the 16th inductee into the prestigious group — the first since 1993 (Louis Wright) — and the first for whom the traditional five-year waiting period is waived. Elway's familiar No. 7 is also retired on this night, assuring that the number he wore for 16 brilliant seasons will never be worn again by a Bronco. **SEPTEMBER 26** — Broncos tight end Shannon Sharpe becomes the leading receiver in franchise history, catching five passes for 39 yards against Tampa Bay at Raymond James Stadium, to surpass the previous standards held by Lionel Taylor (543-6,872). Sharpe finishes the day at 547 receptions and 6,897 yards. **OCTOBER 3** — Kicker Jason Elam becomes the Denver Broncos all-time leading scorer, surpassing Jim Turner (742 points) in Denver's game vs. the New York Jets at Mile High Stadium. Elam's seven points (2 field goals, 1 PAT) raise his career total to 748 points. **OCTOBER 17** — Denver has two players post 100 or more receiving yards in the same game for the first time in franchise history, as Byron Chamberlain (123 yards) and Ed McCaffrey (116) both top the century mark in Denver's 31-10 defeat of Green at Mile High Stadium. **DECEMBER 19** — Denver linebacker Glenn Cadrez returns a fumble 37 yards for a touchdown in overtime to lift the Broncos over the Seattle Seahawks, 36-30. It is just the second overtime game in NFL history to be decided by a fumble return for a touchdown. In the contest, Jason Elam became the franchise's all-time leader in successful PATs and attempted field goals, passing Jim Turner in both categories.

## 2000

**JANUARY 2** — Running back Olandis Gary sets franchise rookie rushing record by finishing the 1999 season with 1,159 yards on 276 carries. Also, wide receiver Rod Smith tops the 1,000-yard receiving mark for the third consecutive season—a franchise record—and rookie return man Chris Watson sets a franchise single-season record for kick-off returns (48) in Denver's season-finale vs. San Diego at Mile High Stadium. **FEBRUARY 6** — The Broncos are represented at the annual AFC-NFC Pro Bowl in Honolulu by center Tom Nalen, defensive tackle Trevor Pryce and fullback/special teams player Detron Smith. **MAY** — The Broncos conclude season ticket renewals and waiting list additions for 2000, leading to an anticipated 31st consecutive season of sellouts at Mile High Stadium. **SEPTEMBER 10** — The Broncos begin their final season of play at Mile High Stadium with a 42-14 win over Atlanta, before a crowd of 75,466, in the home opener. **SEPTEMBER 17** — Broncos rookie running back Mike Anderson becomes just the



## HISTORICAL HIGHLIGHTS, CONT.

ninth player in NFL history to rush for more than 100 yards in each of his first two NFL games, picking up 187 in a win at Oakland. He had 131 the previous week vs. Atlanta. **NOVEMBER 13** — Denver defeats Oakland 27-24 in the final Monday Night Football game at Mile High Stadium, on a 41-yard field goal by Jason Elam as time expired. Overall, the Broncos were 16-6 in the 22 Monday Night games played at Mile High, from 1973-2000. **NOVEMBER 19** — The Broncos improve to 7-4 with the second largest fourth quarter comeback in franchise history, overcoming a 34-17 deficit to beat the San Diego Chargers 38-37. Quarterback Gus Frerotte, replacing the injured Brian Griese, broke Frank Tripucka's 38-year old franchise passing record (447) with 462 passing yards and tied the team record with five touchdown passes. **DECEMBER 3** — Mike Anderson rushes for 251 yards in a 38-23 win at New Orleans to set an all-time NFL rookie rushing record for a single game. He also broke the franchise single-game rushing mark by posting the fourth best rushing day by any player in NFL history, and set a Broncos record with four touchdowns in the game. Jason Elam also set an NFL record, converting his 304th consecutive point-after attempt, breaking Norm Johnson's previous record of 303. **DECEMBER 23** — The Broncos play their final game ever at Mile High Stadium, defeating San Francisco 38-9 before the second largest crowd in the stadium's history, 76,098. It was the largest crowd ever for a Broncos regular season game, and those in attendance were treated to an outstanding performance from the home team on this historic day. The Broncos set franchise single-season records for passing yards (4,243) and total yards (6,554), with the latter figure ranking fifth in NFL history. Ed McCaffrey and Rod Smith each hit the 100-catch mark for the season—just the second pair of teammates to do so in the same season in NFL history—with McCaffrey (101) breaking Lionel Taylor's 39-year old franchise record (100), while Smith ties it. Smith shatters the club record with 1,602 receiving yards for the season. Running back Mike Anderson sets franchise rookie rushing records with 1,487 yards and 15 touchdowns for the season.

### 2001


**FEBRUARY 4** — The Broncos are represented at the annual AFC-NFC Pro Bowl in Honolulu by quarterback Brian Griese, center Tom Nalen, defensive tackle Trevor Pryce and wide receiver Rod Smith. Griese and Nalen are unable to play because of injuries. **MAY** — The Broncos conclude season ticket renewals and waiting list additions for 2001, leading to an anticipated 32nd consecutive season of home sellouts, in their first season at INVESCO Field at Mile High. **AUGUST 25** — The Broncos play their first preseason game at INVESCO Field at Mile High, vs. the New Orleans Saints, winning 31-24. **SEPTEMBER 10** — The Broncos officially christen INVESCO Field at Mile High with a season-opening 31-20 win over the New York Giants on Monday Night Football. The game is marred only by the broken left leg suffered by wide receiver Ed McCaffrey, and further put out of the spotlight the next morning by the terrorist attacks on the United States. **SEPTEMBER 23** — Wide receiver Rod Smith sets a team record with 14 receptions in a 38-17 win at Arizona. **OCTOBER 7** — Cornerback Deltha O'Neal ties an NFL record by becoming the 18th player in league history (19th time) to intercept four passes in one game, in Denver's 20-6 defeat of Kansas City at INVESCO Field at Mile High. He joins former Broncos Austin "Goose" Gonsoulin (1960) and Willie Brown (1964) on that list. **NOVEMBER 5** — Kicker Jason Elam became one of just 30 players in NFL history to score 1,000 career points, converting four field goals in a 38-28 loss at Oakland on Monday Night Football. His second field goal also accounted for the 20,000th point scored in the history of Monday Night Football. **NOVEMBER 22** — The Broncos defeat the Dallas Cowboys 26-24 at Texas Stadium on Thanksgiving Day, marking the club's first Thanksgiving Day appearance since 1990.

### 2002

**JANUARY 28** — Ted Sundquist is promoted to general manager after six years as director of college scouting. **FEBRUARY 4** — The Broncos are represented in the annual AFC-NFC Pro Bowl in Honolulu by tight end Dwayne Carswell, kicker Jason Elam, linebacker/special teams player Ian Gold, cornerback Deltha O'Neal, defensive tackle Trevor Pryce, wide receiver Rod Smith and linebacker Al Wilson. Pryce and Smith are unable to play because of injuries. **MAY** — The Broncos conclude season ticket renewals and waiting list additions for 2002, leading to an anticipated 33rd consecutive season of home sellouts. **OCTOBER 20** — Tight end Shannon Sharpe sets an NFL record for a tight end and a franchise receiving record with 214 receiving yards on 13 receptions, including two touchdowns, in Denver's 37-34 come-from-behind overtime win at Kansas City. **DECEMBER 15** — Rookie running back Clinton Portis ties a Broncos record by becoming just the second player in franchise history to score four touchdowns in a game. He scores three times by rush and once receiving in Denver's 31-24 win over Kansas City at INVESCO Field at Mile High. **DECEMBER 29** — Running back Clinton Portis closes his rookie season with a 228-yard rushing effort in a win vs. Arizona at INVESCO Field at Mile High to finish the season with a franchise rookie-record 1,508 rushing yards, the fifth-best rushing season by a rookie in NFL history. His 228 rushing yards tie for the best effort in the NFL in 2002 and tie for the fourth-most by a rookie in a single game in NFL history. Additionally, Portis' two touchdowns on the day give him 17 for the season (15 rushing, 2 receiving), tied for third-most by a rookie in NFL history. For the season he also posts the second-best yards-per-carry average (5.52) for a rookie in league history.

### 2003

**JANUARY 7** — Running back Clinton Portis is named NFL Offensive Rookie of the Year by the Associated Press. He is the third Bronco to be named either offensive or defensive Rookie of the Year, joining running back Mike Anderson (2000) and linebacker Mike Croel (1991). **JANUARY 20** — Larry Coyer is promoted from linebackers coach to defensive coordinator. **MARCH 17** — The Broncos announce that the club will hold training camp in 2003 at its permanent facility in Dove Valley, in suburban Denver, after 21 years at the University of Northern Colorado in Greeley. **APRIL 18** — Construction begins at the Broncos' Dove Valley training complex on a third outdoor practice field, to feature a FieldTurf™ artificial surface. **MAY** — The Broncos conclude season ticket renewals and waiting list additions for 2003, leading to an anticipated 34th consecutive season of home sellouts. **JUNE 10** — Crews begin to install FieldTurf™ surface on new third practice field, initiating a two-week installation process.





## THE DENVER BRONCOS' PLEDGE TO COMMUNITY DEVELOPMENT

The Community Development Department, in collaboration with the Denver Broncos Charities Fund, strives to improve the quality of life for Coloradoans through youth, health and hunger initiatives, with a secondary focus on individuals with special needs and disabilities.

### DENVER BRONCOS CHARITIES FUND

The Denver Broncos Charities Fund was established in 1994 as a charitable trust of the McCormick Tribune Foundation. Daily, the DBCF attempts to touch the lives of many through several community organizations in Colorado. Annually, through the DBCF, the Denver Broncos strive to improve the quality of life for the youth, hungry, homeless and disabled in Colorado.



With each dollar raised by the Fund a portion is matched by The McCormick Foundation. Since the Fund's inception an excess 19 million dollars has been granted to several charitable organizations throughout Colorado.

### YOUTH PROGRAMS

#### BRONCOS ACADEMY

For more than a decade the Denver Broncos Academy at East High School has assisted new students who may be experiencing difficulties with the transition into the high school setting. In 2002, major strides were taken to improve the Academy. Not only was Gove Middle School brought on as a new school partner in hopes of helping ease the change early, but Broncos wide receiver Ashley Lelie was announced as the program's new spokesperson and pledged to assist the kids with staying focused on school.

#### DENVER BRONCOS BRANCH OF THE BOYS AND GIRLS CLUBS OF METRO DENVER

The Denver Broncos Football Club enters a new phase of community development in 2003 with the sponsorship of the Denver Broncos Branch of the Boys and Girls Clubs of Metro Denver, a youth center in Montbello. For the next five years, the Broncos will partner with the Boys and Girls Clubs at this new youth center, providing funding for the center, youth programs to support literacy, leadership development, youth football and many other initiatives to develop the minds and character of young people. Many of the Broncos players themselves, like Ian Gold and Deltha O'Neal and former Denver Broncos Ring of Famer Billy Thompson, were products of the Boys and Girls Clubs organization and have committed to spending time mentoring young people at the Denver Broncos Branch facility. This new partnership is an historic step on the road of Broncos Community Development, marking the first community investment of this magnitude for the organization in the lives of young people.

#### GATORADE JUNIOR TRAINING CAMPS

Last year children between the ages of eight and 13 were invited to participate in the nearly 30 junior training camps that the Broncos hosted. The training camps operate at various locations throughout the state. The program's focus is on incorporating the basics of football and using inspirational tactics to aid in the trials that kids face while maturing.



#### READ LIKE A PRO

For the third year in a row the Denver Broncos have partnered with U.S. Bank to design a program that encourages reading amongst elementary school-aged children statewide. The Broncos took a big step last season in the promotion of this program by releasing a video that featured alumni, Steve Sewell and Miles the Mascot. Denver Broncos players, alumni and cheerleaders make sure that frequent appearances are made throughout the year at metro area schools to stress to our local youth the importance of reading.

### HEALTH PROGRAMS

#### TACKLING PROSTATE CANCER

Completing his second season as the spokesperson for the Denver Broncos prostate cancer campaign, Broncos linebacker Al Wilson is ready to tackle some major events this year in the battle to fight this deadly disease. The drive that collaborates with the NFL and the Prostate Cancer Education Council has already scheduled several events throughout August and September 2003 encouraging men to be screened for the disease in hopes of detecting it early enough to be treated.







### DENVER BRONCOS COMMUNITY BLOOD DRIVE

In October 2002 the 5th Annual Denver Broncos Community Blood Drive was held at INVESCO Field at Mile High. Last year, the Broncos are proud to have hosted the most successful blood drive in Colorado history with a staggering 1,866 donations. The Denver Broncos, in conjunction with Bonfils Blood Center, received a record number of donations. Many current players, several alumni and cheerleaders were on-site to help make the donations quick and enjoyable. Their efforts resulted in nearly 2,000 contributions. Thanks to the support of numerous people, the Drive for Life Blood Drive has helped to save the lives of many throughout Colorado.

## HUNGER PROGRAMS

### BRONCOS WIVES FOOD DRIVE

As the team was gearing up to take on the Miami Dolphins last October, Bronco wives were getting ready to challenge fans. These ladies spent the afternoon gathering 246,000 tons of food and \$90,000 for the 22nd Annual Denver Broncos Wives Food Drive. Each year the women choose one regular season game, are stationed at various gates at the stadium and collect canned foods and cash for donations to help abolish hunger in the state.




### DENVER RESCUE MISSION HOLIDAY PROGRAM

For the past few years the Denver Rescue Mission Holiday Program has become an increasingly popular event among Broncos players. With player/coach Jimmy Spencer heading up the event, each year fellow teammates look forward to heading to the Mission to visit, share and dine with local families in need.







## THE DENVER BRONCOS CHEERLEADERS

In 2002, the 26 members of the Denver Broncos Cheerleading squad divided over 800 hours of civic involvement amongst 70 Colorado organizations. Many associations from Children's Hospital to the Race for the Cure were visited by members of last year's team. For the upcoming season, the squad will continue to promote community involvement as its number one commitment.


Last year the NFL initiated a Women Helping Women Program. The Denver Broncos Cheerleaders teamed up with SafeHouse Denver Women's Shelter to help supply those re-entering the business world with appropriate attire. In 14 days these women raised over \$600 in cash and acquired just under 30 boxes of professional clothing, by collecting donations the Broncos Stadium store and six metro area Antoine Du Chez Salon and Day Spa locations.

Entering their 10th season, the Denver Broncos Cheerleaders are one of the premier teams in the National Football League. The Broncos brought back cheerleaders in 1993 after a 17-year absence and are proud of the work the team does both on the field and most importantly in the community.

The Broncos Cheerleaders are selected through auditions held each spring. This year, more than 300 women tried out for the 26 available positions. Auditions focus primarily on dance ability, however, appearance, personal accomplishments, and community involvement are also contributing factors.

Known for their distinctive western uniforms, the Cheerleaders wear long leather chaps and jackets in the fall months, ski-wear for cold games and a more traditional cheerleading leather skirt and vest in the summer months. The three uniform changes give them flexibility with the rapidly-changing Colorado weather.

In 2003, the cheerleaders will have a calendar, poster and other merchandise available for sale. For more information on the Cheerleaders, contact Teresa Schroeder (720) 258-3176, or look up their page on the official Denver Broncos web site at [www.denverbroncos.com](http://www.denverbroncos.com).



**Teresa Schroeder**  
Director



**Shelly Trujillo**  
Assistant Director



**Shawna Peters**  
Director, Jr. Cheerleaders





## MASCOTS

### “THUNDER”

The Denver Broncos are notorious for having thunderstorms throughout the fall and winter, as in those from the team's live mascot Thunder storming the field. Thunder is a 20-year-old purebred Arabian stallion that displays his impressive canter from one end zone to the other following every Broncos touchdown.

Provided by Magness Racing Ventures of Denver, Thunder is in his 11th season in 2003. Throughout his first 10 seasons Thunder has entertained hundreds of thousands of fans. Years ago Thunder started a popular annual holiday event, a yearly Christmas party for underprivileged kids in the Denver area.

Although Thunder's registered name is JB Kobask, he was given the "stage name" Thunder for his mascot duties. Thunder made his Mile High debut September 12, 1993 during a Broncos victory over the San Diego Chargers. In addition to his appearances at all Broncos home games, Thunder also appeared at Super Bowls XXXII in San Diego, Calif. and XXXIII in Miami, Fla.

Thunder—not bashful in front of crowds—is a champion show horse. His competition honors include Hunter Pleasure Champion of the Wyoming Arabian Horse Association Show in 1993, Reserve Champion of the Pure Breed Western Pleasure at the Colorado State Fair in 1989 and first place in Pure Breed Western Pleasure at the Rocky Mountain Arabian Horse Show in 1989.

Thunder is trained by Tom Hudson, manager/trainer of Magness Racing Ventures and an accomplished equestrian. Hudson shows horses in the top Arabian horse shows around the country, although not with Thunder. He has been taken off the horse-show circuit for his career in football.



### “MILES”

The Denver Broncos also have an official mascot, Miles, introduced in 2001 when the Broncos began play in INVESCO Field at Mile High.

Popular with all fans, and especially children, Miles entertains the Broncos faithful at every home game, and makes numerous appearances throughout the Denver community year-round.

If you would like to inquire about scheduling Miles to appear at your next event, please contact Joel Darby in the Broncos marketing department, at (720) 258-3114.



## INVESCO FIELD AT MILE HIGH



The Denver Broncos began a new era in 2001 as they took to the field in a new stadium, INVESCO Field at Mile High. Built adjacent to their previous home of 41 years, Mile High Stadium, the new stadium features first-class, state-of-the-art amenities for the teams and fans alike.

With seating capacity set at 76,125, INVESCO Field at Mile High is one of the largest stadiums in the National Football League. It includes 1.7 million square feet of space (approximately twice that of Mile High Stadium), providing the ultimate in comfort and convenience, including wider concourses, wider seats, more restrooms, elevators and escalators and full-service accommodations for people with disabilities.

INVESCO Field at Mile High features 124 luxury suites on two levels, as well as 8,000 club seats. It is highlighted by an emphasis on state-of-the-art technology, while maintaining the traditional aspects of Mile High Stadium that gave the Broncos a decided home-field advantage over the years. Those features include the close proximity of the seats to the field, as well as steel treads and risers that fans utilize to create the same deafening roar that characterized Mile High Stadium.

The stadium was designed and built by Turner/Empire/Alvarado Construction and HNTB Architects, in association with Fentress Bradburn Architects and Bertram A. Bruton Architects. Numerous Colorado companies and hundreds of professional designers, engineers and construction tradesmen were involved in the construction of the new state-of-the-art facility.

Construction began during the summer of 1999 and official groundbreaking was held Aug. 17, 1999. The Broncos won the first game ever played in the new stadium, 31-24, over New Orleans on Aug. 25, 2001, and won the first regular season game, 31-20, over the New York Giants on Sept. 10, 2001.





## INVESCO FIELD AT MILE HIGH FACTS

### LOCATION

1701 Bryant Street in Denver, just west of Interstate 25, near downtown

### DEVELOPER AND OWNER

Metropolitan Football Stadium District

### SEATING

Capacity 76,125

(Lower Level-31,950 / Mid Level-19,100 / Upper Level-25,075)

### SUITES

132 Luxury Suites on two levels

### AREA

Site: Approximately 83 acres

Footprint: 15.34 acres

Gross square footage: 1,693,000

### ARCHITECT

HNTB Corporation, in association with Fentress Bradburn Architects and Bertram A. Bruton & Associates

### CONTRACTOR

Turner Construction, Empire Construction, Alvarado Construction

### BY THE NUMBERS

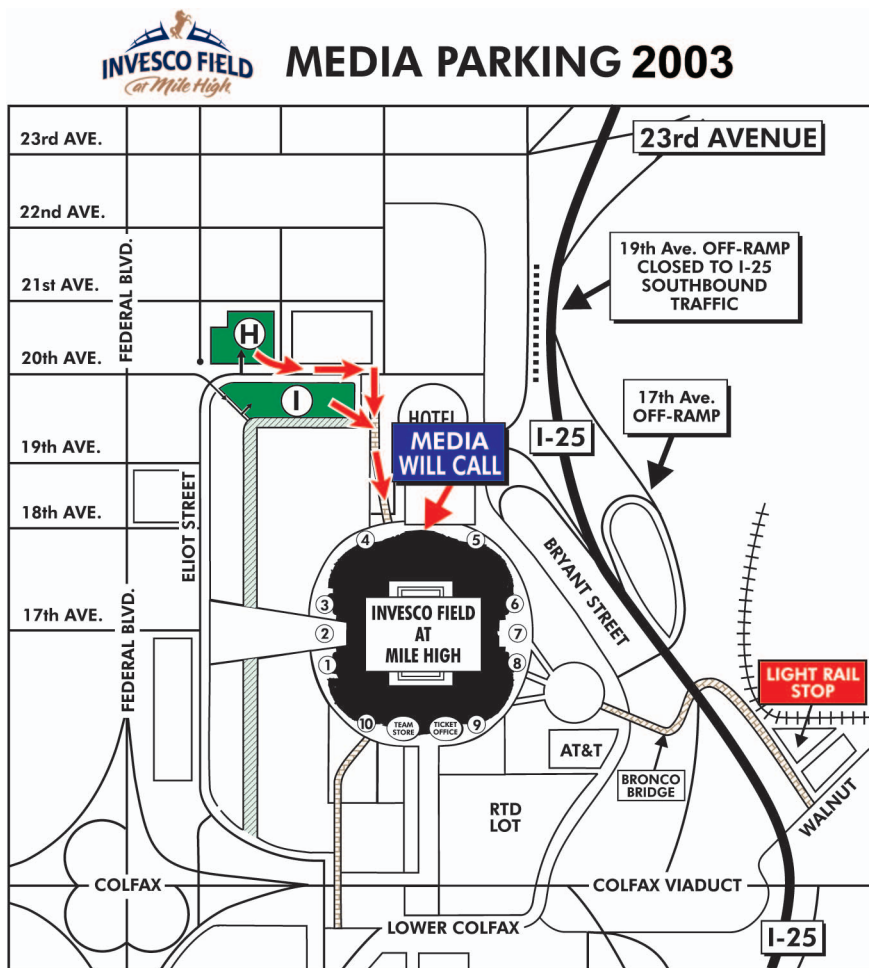
- 1,717,000 square feet area
- 4,844,000 field man hours
- 300,000 cubic yards of excavation
- 85,000 cubic yards of concrete (*enough to build the foundations for all the houses in Trinidad, Colo. (pop. 9,900)*)
- 12,000,000 pounds of reinforced steel
- 1,500,000 square feet of wire mesh
- 12,000 tons of structural steel
- 130,000 bricks
- 1,600,000 masonry blocks
- 1,000,000 square feet of drywall
- 500,000 square feet of sidewalks
- 2,100,000 square feet of asphalt paving (*equivalent to 16 miles of two-lane highway*)
- 256 miles of post tensioning cable (*enough to stretch from Trinidad, Colo., to Fort Collins*)
- 35,000 linear feet of curb
- 130,000 square feet of curtainwall
- 31,000 square feet of suite windows
- 200,000 pounds of aluminum
- 30,000 square feet of glass
- 76,000 square feet of metal panels
- 1,500 plumbing fixtures
- 25,000 light fixtures
- 2,500 tons of cooling

## INVESCO FIELD AT MILE HIGH SEATING DIAGRAM





## MEDIA PARKING DIAGRAM



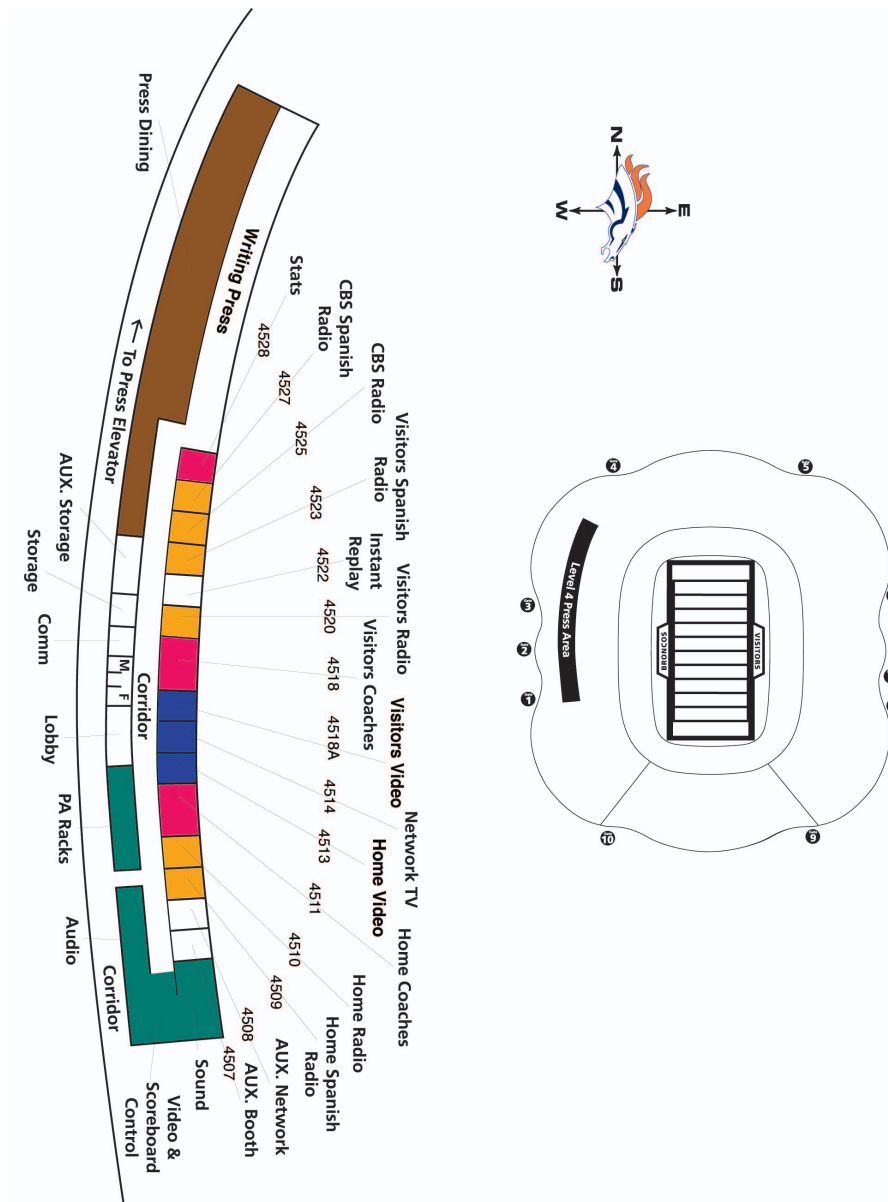
Access to Lots H&I will be from 20th Ave. Vehicles coming from the north should exit at 23rd Ave., go straight through the intersection onto a special frontage road, and then follow the directions to Lots H&I.

Vehicles coming from the south should exit at 17th Ave., go under I-25, turn right onto Bryant Street, and follow the directions to Lots H&I.

Lots H&I can also be accessed from Federal Blvd. and 20th Ave.

After parking your vehicle, media access is through the North Security Entrance between Gates 4 & 5.

## PRESS LEVEL DIAGRAM



## BRONCOS STADIUM HISTORY

The Denver Broncos played nearly all of their home games for the first 41 seasons of club history in one building. Known since 1969 as Mile High Stadium, the facility opened in 1948 as Bears Stadium for the Denver Bears of baseball's old Western League, with long range plans to utilize it for football as well. When Denver became a charter member of the American Football League in 1959, the south stands (8,100 seats) and portable east stands (9,616 seats) were added to give a capacity of 34,657 for football. The Broncos began play in 1960.

After Denver voters turned down a stadium bond issue to build an all-purpose metropolitan stadium in 1967, a non-profit group began a fund-raising drive with the goal of purchasing the stadium for the city. In February 1968, the group bought the stadium from Rocky Mountain Empire Sports for \$1.8 million and presented it to the city of Denver. A 16,000-seat upper deck was immediately constructed over the west stands, raising the capacity to over 50,000 for the 1968 season. In December 1968, the stadium was renamed Denver Mile High Stadium.

The Broncos posted a home record of 191-109-7 (.634) in 41 seasons of play from 1960-2000. With the exception of two games played at the University of Denver Stadium (1962 and '63 home openers; 1-1 record), every Broncos home game was played in the single facility known either as Bears Stadium or Mile High Stadium, with the club posting a 190-108-7 record (.638) in the building. The Broncos went 19-40-2 (.328) from 1960-68 in Bears Stadium, then 171-68-5 (.711) from 1969-2000 after the named was changed to Mile High Stadium.

The stadium was filled for every regular season game from the beginning of the 1970 season through its final season in 2000. The Broncos sold out 237 consecutive regular season games, and with postseason contests the total reached 250 over the 31-year period.

Expansion of Mile High Stadium, begun in 1975, was completed for the 1977 season to give the Broncos the seventh-largest home facility in the league. Denver voters passed a \$25 million bond issue in 1974 to expand and improve the stadium from its capacity of 51,706 to 75,100. The stadium held 63,532 for the 1976 season, halfway through the project.

Bringing the stadium to its final capacity of 76,098 in 1986 was the construction of 60 Penthouse Suites atop the west stands.

One of the unique aspects of Mile High Stadium was its movable east stands. The massive single section, when fully extended, formed a horseshoe configuration for football, and when retracted, was in position for baseball. The three-tiered structure, measuring 535 feet in length, 135 feet in height and 200 feet in depth,

weighed nearly nine million pounds and was moved a distance of 145 feet between the two configurations. The move was facilitated by a process involving a thin layer of water on which the structure moved. Water was pumped onto more than 90,000 square feet of runways and formed a .003-inch sheet upon which the stands rested. Hydraulic rams then pushed the stands forward at the rate of three feet per minute, making the move last somewhere around two hours.

Demolition of Mile High Stadium was completed in March 2002.



The Broncos played their home games at Mile High Stadium from inception in 1960 until 2000. The facility, built in 1948, was known as Bears Stadium until 1969.

### FAST FACTS

**Broncos Home Record, 1960-2000**  
(Bears Stadium/Mile High Stadium,  
University of Denver Stadium):

191-109-7 (.634)

**Broncos Record at Bears Stadium/  
Mile High Stadium:**

190-108-7 (.638)

19-40-2 (.328) as Bears Stadium, 1960-68  
171-68-5 (.711) as Mile High Stadium, 1969-2000

**Broncos Record at U. of Denver Stadium**  
1-1 (.500)

**First Broncos Game at Bears Stadium**

Oct. 2, 1960 • Denver Broncos 31  
Oakland Raiders 14

**Last Broncos Game at Mile High Stadium**

Dec. 23, 2000 • Denver Broncos 38  
San Francisco 49ers 9

## BRONCOS' RADIO NETWORK



**Dave Logan**  
Play-by-Play



**Scott Hastings**  
Color Commentary

It's a Rocky Mountain tradition: 850 KOA and the Denver Broncos. For the 34th consecutive season, Denver's 50,000-watt station serves as the flagship for the Denver Broncos game broadcast network.

Dave Logan is in his seventh full season as voice of the Broncos, following seven years as color analyst on the broadcasts. Logan's background reads like an All-American dream: A Colorado native and 1971 winner of the *Denver Post* Gold Helmet Award, he is one of two athletes (along with Dave Winfield) drafted by franchises in Major League Baseball, the NBA and the NFL. Logan chose the latter, starring for the Cleveland Browns from 1976-83, and ascending into the top five of virtually every receiving category in the franchise record books. He played his final season in Denver in 1984.

Since then, Logan has brought his love for sports and knowledge of the games to Colorado radio listeners as co-host of KOA's award-winning talk show, the Sports Zoo, weekdays from 3-7 p.m. He was named 1997 Broadcast Citizen of the Year in Colorado, and has been Colorado Sportscaster of the Year three times, in 1992, '93 and '98. Logan co-hosts the weekly, in-season television show, "Broncos Huddle with Mike Shanahan," on KUSA-TV, and has also coached two high school football teams to state championships. He is in his first year as head coach at Mullen High School in 2003, after leading Chatfield (2000-02) to a state title in 2001 and Arvada West (1993-99) to a title in 1997.

Scott Hastings joins Logan in the booth for his seventh year as color commentator, having proved himself a savvy and thorough analyst, complementing Logan's play-by-play. An 11-year veteran of the National Basketball Association, Hastings was a member of the Detroit Pistons' 1989-90 World Champion squad.

In addition to his co-hosting duties on KOA's Sports Zoo, Hastings provides analysis on professional and college basketball and football for Fox Sports Net Rocky Mountain and TNT, and is in his first season as girls basketball coach at Arapahoe High School in Littleton, Colo.

### DENVER BRONCOS RADIO NETWORK • 2003 AFFILIATE STATIONS

FLAGSHIP STATION: KOA 850 AM, DENVER

#### COLORADO

Alamosa	KALQ	93.5 FM
Aspen	KNFO	106.1 FM
Avon	KSKE	104.7 FM
Colorado Springs	KVOR	1300 AM
Craig	KRAI	550 AM
Durango	KRSJ	100.5 FM
Fort Collins	KIIX	1410 AM
Fort Morgan	KSIR	1010 AM
Glenwood Springs	KMTS	99.1 FM
Granby	KRKY	930 AM
Grand Junction	KEKB	99.9 FM
Greeley	KFKA	1310 AM
Gunnison	KPKE	1490 AM
Montrose	KUBC	580 AM
Pagosa Springs	KWUF	1400 AM
Pueblo	KGPH	1350 AM
Salida	KVRH	1340 AM
Steamboat Springs	KBCR	1230 AM
Sterling	KNNG	104.7 FM
Trinidad	KCRT	92.5 FM
Walsenburg	KSPK	102.3 FM
Yuma	KNEC	100.9 FM

#### IDAHO

Twin Falls*	KTFI	1270 AM
-------------	------	---------

#### KANSAS

Garden City	KYBD	94.5 FM
Goodland	KLOE	730 AM
Hays	KAYS	1400 AM
Liberal	KSCB	1270 AM

#### MONTANA

Billings*	KGHL	790 AM
Bozeman*	KMMS	1450 AM
Colstrip*	KOAL	106.1 FM
Glendive*	KDZN	96.5 FM
Kalispell*	KOFI	1180 AM
Malta*	KMMR	100.1 FM
Missoula*	KGRZ	1450 AM
Wolf Point*	KVCK	1450 AM

#### NEBRASKA

Alliance	KCOW	1400 AM
Chadron	KCSR	610 AM
Kearney	KKPR	1460 AM
Lincoln	KLMS	1480 AM
North Platte	KOOQ	1410 AM
Scottsbluff	KNEB	960 AM

#### NEVADA

Las Vegas	KSHP	1400 AM
Reno	KPTT	630 AM

#### NEW MEXICO

Albuquerque	KABQ	1350 AM
Artesia	KSVP	990 AM
Farmington	KDAG	96.9 FM

#### NORTH DAKOTA

Bismarck	KXMR	710 AM
Bowman*	KPOK	1340 AM

#### OREGON

Ontario*	KSRV	1380 AM
----------	------	---------

#### SOUTH DAKOTA

Aberdeen*	KSDN	930 AM
Belle Fourche*	KBFS	1450 AM
Lemmon*	KBJM	1400 AM
Rapid City	KOTA	1380 AM

#### WYOMING

Buffalo*	KBBS	1450 AM
Casper	KTWO	1030 AM
Cheyenne	KGAB	1240 AM
Cody*	KODI	1400 AM
Douglas*	KKTY	1470 AM
Gillette*	KIML	1270 AM
Green River*	KUGR	1490 AM
Kemmerer*	KMER	950 AM
Lander	KOVE	1330 AM
Laramie	KOWB	1290 AM
Newcastle*	KASL	1240 AM
Rawlins*	KRAL	1240 AM
Riverton*	KVOW	1450 AM
Sheridan*	KROE	930 AM
Sundance*	KYDT	103.1 FM
Thermopolis*	KTHE	1240 AM
Torrington*	KGOS	1490 AM
Wheatland*	KYCNC	1340 AM
Worland*	KWOR	1340 AM

\*Northern Sports Network

## FINAL 2002 NFL STANDINGS

### AMERICAN FOOTBALL CONFERENCE

East Division						
	W	L	T	Pct.	Pts.	OP
N.Y. Jets*	9	7	0	.563	359	336
New England	9	7	0	.563	381	346
Miami	9	7	0	.563	378	301
Buffalo	8	8	0	.500	379	397

North Division						
	W	L	T	Pct.	Pts.	OP
Pittsburgh*	10	5	1	.656	390	345
Cleveland#	9	7	0	.563	344	320
Baltimore	7	9	0	.438	316	354
Cincinnati	2	14	0	.125	279	456

South Division						
	W	L	T	Pct.	Pts.	OP
Tennessee*	11	5	0	.688	367	324
Indianapolis#	10	6	0	.625	349	313
Jacksonville	6	10	0	.375	328	315
Houston	4	12	0	.250	213	356

West Division						
	W	L	T	Pct.	Pts.	OP
Oakland*	11	5	0	.688	450	304
Denver	9	7	0	.563	392	344
San Diego	8	8	0	.500	333	367
Kansas City	8	8	0	.500	467	399

\*Division Champion; #Wild Card team.

New York Jets finished ahead of New England based on better record in common games (8-4 to 7-5) and Miami based on better division record (4-2 to 2-4); Cleveland finished ahead of Denver and New England based on better conference record (7-5 to Denver's 5-7 and New England's 6-6); Oakland finished ahead of Tennessee based on better head-to-head record (1-0); San Diego finished ahead of Kansas City based on better division record (3-3 to 2-4); Philadelphia finished ahead of Green Bay and Tampa Bay based on better conference record (11-1 to Green Bay's 9-3 and Tampa Bay's 9-3); Tampa Bay finished ahead of Green Bay based on better head-to-head record (1-0); St.Louis finished ahead of Seattle based on better division record (4-2 to 2-4).

### NATIONAL FOOTBALL CONFERENCE

East Division						
	W	L	T	Pct.	Pts.	OP
Philadelphia*	12	4	0	.750	415	241
N.Y. Giants#	10	6	0	.625	320	279
Washington	7	9	0	.438	307	365
Dallas	5	11	0	.313	217	329

North Division						
	W	L	T	Pct.	Pts.	OP
Green Bay*	12	4	0	.750	398	328
Minnesota	6	10	0	.375	390	442
Chicago	4	12	0	.250	281	379
Detroit	3	13	0	.188	306	451

South Division						
	W	L	T	Pct.	Pts.	OP
Tampa Bay*	12	4	0	.750	346	196
Atlanta#	9	6	1	.594	402	314
New Orleans	9	7	0	.563	432	388
Carolina	7	9	0	.438	258	302

West Division						
	W	L	T	Pct.	Pts.	OP
San Francisco*	10	6	0	.625	367	351
St. Louis	7	9	0	.438	316	369
Seattle	7	9	0	.438	355	369
Arizona	5	11	0	.313	262	417

### 2002 POSTSEASON

**AFC Wild Card Playoff Games**  
NEW YORK JETS 41, Indianapolis 0  
PITTSBURGH 36, Cleveland 33

**AFC Divisional Playoff Games**  
TENNESSEE 34, Pittsburgh 31 (OT)  
OAKLAND 30, New York Jets 10

**AFC Championship Game**  
OAKLAND 41, Tennessee 24

**Super Bowl XXXVII at the Qualcomm Stadium, San Diego, Calif.**  
Tampa Bay (NFC) 48, Oakland (AFC) 21

**AFC-NFC Pro Bowl at Aloha Stadium, Honolulu, Hawaii**  
AFC 45, NFC 20

**NFC Wild Card Games**  
Atlanta 27, GREEN BAY 7  
SAN FRANCISCO 39, New York Giants 38

**NFC Divisional Playoff Games**  
PHILADELPHIA 20, Atlanta 6  
TAMPA BAY 31, San Francisco 6

**NFC Championship Game**  
Tampa Bay 27, PHILADELPHIA 10

## ALL-TIME CHAMPIONSHIP SCORES

### SUPER BOWLS

2002	XXXVII	Tampa Bay 48, Oakland 21 at San Diego
2001	XXXVI	New England 20, St. Louis 17 at New Orleans
2000	XXXV	Baltimore 34, New York Giants 7 at Tampa
1999	XXXIV	St. Louis 23, Tennessee 16 at Atlanta
1998	XXXIII	Denver 34, Atlanta 19 at Miami
1997	XXXII	Denver 31, Green Bay 24 at San Diego
1996	XXXI	Green Bay 35, New England 21 at New Orleans
1995	XXX	Dallas 27, Pittsburgh 17 at Tempe
1994	XXIX	San Francisco 49, San Diego 26 at Miami
1993	XXVIII	Dallas 30, Buffalo 13 at Atlanta
1992	XXVII	Dallas 52, Buffalo 17 at Pasadena
1991	XXVI	Washington 37, Buffalo 24 at Minneapolis
1990	XXV	New York Giants 20, Buffalo 19 at Tampa
1989	XXIV	San Francisco 55, Denver 10 at New Orleans
1988	XXIII	San Francisco 20, Cincinnati 16 at Miami
1987	XXII	Washington 42, Denver 10 at San Diego
1986	XXI	New York Giants 39, Denver 20 at Pasadena
1985	XX	Chicago 46, New England 10 at New Orleans
1984	XIX	San Francisco 38, Miami 16 at Palo Alto, Calif.
1983	XVIII	Los Angeles Raiders 38, Washington 9 at Tampa
1982	XVII	Washington 27, Miami 17 at Pasadena
1981	XVI	San Francisco 26, Cincinnati 21 at Detroit
1980	XV	Oakland 27, Philadelphia 10 at New Orleans
1979	XIV	Pittsburgh 31, Los Angeles 19 at Pasadena
1978	XIII	Pittsburgh 35, Dallas 31 at Miami
1977	XII	Dallas 27, Denver 10 at New Orleans
1976	XI	Oakland 32, Minnesota 14 at Pasadena
1975	X	Pittsburgh 21, Dallas 17 at Miami
1974	IX	Pittsburgh 16, Minnesota 6 at New Orleans
1973	VIII	Miami 24, Minnesota 7 at Houston
1972	VII	Miami 14, Washington 7 at Los Angeles
1971	VI	Dallas 24, Miami 3 at New Orleans
1970	V	Baltimore 16, Dallas 13 at Miami
1969	IV	Kansas City 23, Minnesota 7 at New Orleans
1968	III	New York Jets 16, Baltimore 7 at Miami
1967	II	Green Bay 33, Oakland 14 at Miami
1966	I	Green Bay 35, Kansas City 10 at Los Angeles

### AFL/AFC CHAMPIONSHIP GAMES

2002	at Oakland 41, Tennessee 24
2001	New England 24, at Pittsburgh 17
2000	Baltimore 16, at Oakland 3
1999	Tennessee 33, at Jacksonville 14
1998	at Denver 23, N.Y. Jets 10
1997	Denver 24, at Pittsburgh 21
1996	at New England 20, Jacksonville 6
1995	at Pittsburgh 20, Indianapolis 16
1994	San Diego 17, at Pittsburgh 13
1993	at Buffalo 30, Kansas City 13
1992	Buffalo 29, at Miami 10
1991	at Buffalo 10, Denver 7
1990	at Buffalo 51, L.A. Raiders 3
1989	at Denver 37, Cleveland 21
1988	at Cincinnati 21, Buffalo 10
1987	at Denver 38, Cleveland 33
1986	Denver 23, at Cleveland 20 (OT)
1985	New England 31, at Miami 14
1984	at Miami 45, Pittsburgh 28
1983	at L.A. Raiders 30, Seattle 14
1982	at Miami 14, New York Jets 0
1981	at Cincinnati 27, San Diego 7
1980	Oakland 34, at San Diego 27
1979	at Pittsburgh 27, Houston 13
1978	at Pittsburgh 34, Houston 5
1977	at Denver 20, Oakland 17
1976	at Oakland 24, Pittsburgh 7
1975	at Pittsburgh 16, Oakland 10
1974	Pittsburgh 24, at Oakland 13
1973	at Miami 27, Oakland 10
1972	Miami 21, at Pittsburgh 17
1971	at Miami 21, Baltimore 0
1970	at Baltimore 27, Oakland 17
1969	Kansas City 17, at Oakland 7
1968	at New York Jets 27, Oakland 23
1967	at Oakland 40, Houston 7
1966	Kansas City 31, at Buffalo 7
1965	Buffalo 23, at San Diego 0
1964	at Buffalo 20, San Diego 7
1963	at San Diego 51, Boston 10
1962	Dallas 20, at Houston 17 (OT)
1961	Houston 10, at San Diego 3
1960	at Houston 24, Los Angeles 16

### NFL/NFC CHAMPIONSHIP GAMES

2002	Tampa Bay 27, at Philadelphia 10
2001	at St. Louis 29, Philadelphia 24
2000	at New York Giants 41, Minnesota 0
1999	at St. Louis 11, Tampa Bay 6
1998	Atlanta 30, at Minnesota 27 (OT)
1997	Green Bay 23, at San Francisco 10
1996	at Green Bay 30, Carolina 13
1995	at Dallas 38, Green Bay 27
1994	at San Francisco 38, Dallas 28
1993	at Dallas 38, San Francisco 21
1992	Dallas 30, at San Francisco 20
1991	at Washington 41, Detroit 10
1990	N.Y. Giants 15, at San Francisco 13
1989	at San Francisco 30, Los Angeles 3
1988	San Francisco 28, at Chicago 3
1987	at Washington 17, Minnesota 10
1986	at New York Giants 17, Washington 0
1985	at Chicago 24, Los Angeles Rams 0
1984	at San Francisco 23, Chicago 0
1983	at Washington 24, San Francisco 17
1982	at Washington 34, Dallas 17
1981	at San Francisco 28, Dallas 27
1980	at Philadelphia 20, Dallas 7
1979	N.Y. Giants 9, at Tampa Bay 0
1978	Dallas 28, at Los Angeles 0
1977	at Dallas 23, Minnesota 6
1976	at Minnesota 24, Los Angeles 13
1975	Dallas 37, at Los Angeles 7
1974	at Minnesota 14, Los Angeles 10
1973	Minnesota 27, at Dallas 10
1972	at Washington 26, Dallas 3
1971	at Dallas 14, San Francisco 3
1970	Dallas 17, at San Francisco 10
1969	at Minnesota 27, Cleveland 7
1968	Baltimore 34, at Cleveland 0
1967	at Green Bay 21, Dallas 17
1966	Green Bay 34, at Dallas 27
1965	at Green Bay 23, Cleveland 12
1964	at Cleveland 27, Baltimore 0
1963	at Chicago 14, New York Giants 10
1962	Green Bay 16, at New York Giants 7
1961	at Green Bay 37, New York Giants 0
1960	at Philadelphia 17, Green Bay 13
1959	at Baltimore 31, New York Giants 16
1958	Baltimore 23, at New York Giants 17 (OT)
1957	at Detroit 59, Cleveland 14
1956	at New York Giants 47, Chicago 7
1955	Cleveland 38, at Los Angeles 14
1954	at Cleveland 56, Detroit 10
1953	at Detroit 17, Cleveland 16
1952	Detroit 17, at Cleveland 7
1951	at Los Angeles 24, Cleveland 17
1950	at Cleveland 30, Los Angeles 28
1949	Philadelphia 14, at Los Angeles 0
1948	at Philadelphia 7, Chicago Cardinals 0
1947	at Chicago Cardinals 28, Philadelphia 21
1946	Chicago Bears 24, at New York Jets 0
1945	at Cleveland Rams 15, Washington 14
1944	Green Bay 14, at New York Giants 7
1943	at Chicago Bears 41, Washington 21
1942	at Washington 14, Chicago Bears 6
1941	at Chicago Bears 37, New York Giants 9
1940	Chicago Bears 73, at Washington 0
1939	at Green Bay 27, New York Giants 0
1938	at New York Giants 23, Green Bay 17
1937	Washington 28, at Chicago Bears 21 at Polo Grounds, N.Y.
1936	Green Bay 21, Boston Redskins 6
1935	at Detroit Lions 26, New York Giants 7
1934	at N.Y. Giants 30, Chicago Bears 13
1933	at Chicago Bears 23, N.Y. Giants 21



## FUTURE SUPER BOWLS

<b>Super Bowl XXXVIII</b>	February 1, 2004.....	Reliant Stadium, Houston, Texas
<b>Super Bowl XXXIX</b>	February 6, 2005.....	ALLTEL Stadium, Jacksonville, Fla.
<b>Super Bowl XL</b>	February 5, 2006.....	Ford Field, Detroit, Mich.

## COLDEST GAMES IN DENVER BRONCOS HISTORY

(Note – Many play-by-plays from 1960 to 1969 did not include weather information. Wind chill figures are included only when noted on the play-by-play.)

Date	Game	Temp.	Wind Chill	Date	Game	Temp.	Wind Chill
Dec. 18, 1983	at Kansas City	0	-30	Dec. 10, 1989	vs. NY Giants	23	0
Dec. 17, 2000	at Kansas City	9	-1	Dec. 1, 1991	vs. New England	23	17
Dec. 10, 1972	vs. San Diego	9		Nov. 3, 1991	vs. Pittsburgh	23	
Dec. 20, 1981	at Chicago	14		Dec. 2, 1979	at Buffalo	24	
Jan. 1, 1978	vs. Oakland	18		Nov. 24, 2002	vs. Indianapolis	25	18
Dec. 14, 1975	vs. Philadelphia	18		Nov. 15, 1964	vs. NY Jets	25	
Dec. 27, 1987	vs. San Diego	20	-9	Nov. 22, 1999	vs. Oakland	26	17
Nov. 13, 2000	vs. Oakland	20		Nov. 16, 1968	vs. NY Jets	26	
Nov. 11, 1985	vs. San Francisco	20		Nov. 18, 1962	vs. Dallas Texans	26	
Dec. 3, 1972	at Kansas City	20		Dec. 19, 1999	vs. Seattle	27	10
Dec. 10, 2000	vs. Seattle	22	6	Dec. 2, 1984	at Kansas City	28	
Nov. 16, 1987	vs. Chicago	22	19	Nov. 9, 1997	vs. Carolina	28	13
Oct. 12, 1969	vs. Oakland	22		Sept. 29, 1985	vs. Miami	29	

## BRONCOS TRAINING CAMP SITES

1960-61	Colorado School of Mines.....	Golden, Colo.
1962-64	Colorado State University.....	Fort Collins, Colo.
1965-66	Colorado School of Mines.....	Golden, Colo.
1967-71	Broncos headquarters.....	Adams County, Colo.
1972-75	California Poly-Pomona.....	Pomona, California
1976-81	Colorado State University.....	Fort Collins, Colo.
1982-2002	University of Northern Colorado.....	Greeley, Colo.
2003	Paul D. Bowlen Memorial Broncos Centre.....	Arapahoe County, Colo.

## BRONCOS ALL-TIME RECORD ON ARTIFICIAL TURF

Opponent	Stadium	Record	Postseason
Atlanta Falcons	Georgia Dome	1-0	
Buffalo Bills	Rich Stadium	4-6	0-1
Chicago Bears	Soldier Field	1-3	
Cincinnati Bengals	Riverfront Stadium	3-3	
Dallas Cowboys	Texas Stadium/Superdome	1-2	0-1
Detroit Lions	Silverdome	2-2	
Houston Oilers	Astrodome	3-6	0-1
Indianapolis Colts	Hoosier Dome/RCA Dome	2-2	
Kansas City Chiefs	Arrowhead Stadium	9-12	
Miami Dolphins	Orange Bowl	0-1	
Minnesota Vikings	Metrodome	2-2	
New England Patriots	Schaefer Stadium	0-2	
New Orleans Saints	Superdome	1-1	
New York Giants	Giants Stadium	1-2	
New York Jets	Giants Stadium	1-2	
Philadelphia Eagles	Veterans Stadium	1-4	
Pittsburgh Steelers	Three Rivers Stadium	5-4	1-1
San Francisco 49ers	Superdome		0-1
St. Louis Cardinals	Busch Stadium	0-0-1	
St. Louis Rams	Trans World Dome	0-1	
Seattle Seahawks	Seahawks/Kingdome/Husky Stadium	13-13	0-1
<b>Total</b>		<b>50-68-1 (.424)</b>	<b>1-6 (.167)</b>
<b>Division record</b>		<b>21-25 (.457)</b>	
<b>Non-division record</b>		<b>29-43-1 (.404)</b>	

## MEDICAL GLOSSARY

**AC Joint** — Acromioclavicular joint; joint of the shoulder where acromion process of the scapula and the distal end of the clavicle meet; most shoulder separations occur at this point.

**Abduct** — Movement of any extremity away from the midline of the body. This action is achieved by an abductor muscle.

**Abrasion** — Any injury which rubs off the surface of the skin.

**Abscess** — An infection which produces pus; can be the result of a blister, callus, penetrating wound or laceration.

**Adduct** — Movement of an extremity toward the midline of the body. This action is achieved by an adductor muscle.

**Adhesion** — Abnormal adherence of collagen fibers to surrounding structures during immobilization following trauma or as a complication of surgery which restricts normal elasticity of the structures involved.

**Aerobic** — Exercise in which energy needed is supplied by oxygen inspired and is required for sustained periods of vigorous exercise with a continually high pulse rate.

**Anabolic Steroids** — Steroids that promote tissue growth by creating protein in an attempt to enhance muscle growth. The main anabolic steroid is testosterone (male sex hormone).

**Anaerobic** — Exercise without use of oxygen as an energy source; short bursts of vigorous exercises.

**Anaphylactic Shock** — Shock that is caused by an allergic reaction.

**Anterior Compartment Syndrome** — Condition in which swelling within the anterior compartment of the lower leg jeopardizes the viability of muscles, nerves and arteries that serve the foot. In severe cases, emergency surgery is necessary to relieve the swelling and pressure.

**Anterior Cruciate Ligament (ACL)** — A primary stabilizing ligament within the center of the knee joint that prevents hyperextension and excessive rotation of the joint. A complete tear of the ACL necessitating reconstruction could require up to 12 months of rehabilitation.

**Anterior Talofibular Ligament** — A ligament of the ankle that connects the fibula (lateral ankle bone) to the talus. This ligament is oft times subject to sprain.

**Anti-Inflammatory** — Any agent which prevents inflammation, such as aspirin or ibuprofen.

**Anteriogram** — A film demonstrating arteries after injection of a dye.

**Arthrogram** — X-ray technique for joints using air and/or dye injected into the affected area; useful in diagnosing meniscus tears of the knee and rotator cuff tears of the shoulder.

**Arthroscope** — An instrument used to visualize the interior of a joint cavity.

**Arthroscopy** — A surgical examination of the internal structures of a joint by means for viewing through an arthroscope. An arthroscopic procedure can be used to remove or repair damaged tissue or as a diagnostic procedure in order to inspect the extent of any damage or confirm a diagnosis.

**Aspiration** — The withdrawal of fluid from a body cavity by means of a suction or siphonage apparatus, such as a syringe.

**Atrophy** — To shrivel or shrink from disuse, as in muscular atrophy.

**Avascular Necrosis** — Death of a part due to lack of circulation.

**Avulsion** — The tearing away, forcibly, of a part or structure.

**Baker's Cyst** — Localized swelling of a bursa sac in the posterior knee as a result of fluid that has escaped from the knee capsule. A Baker's cyst indicates that there is a trauma inside the knee joint that leads to excessive fluid production.

**Bone Scan** — An imaging procedure in which a radioactive-labeled substance is injected into the body to determine the status of a bony injury. If the radioactive substance is taken up the bone at the injury site, the injury will show as a "hot spot" on the scan image. The bone scan is particularly useful in the diagnosis of stress fractures.

**Brachial Plexus** — Network of nerves originating from the cervical vertebrae and running down to the shoulder, arm, hand, and fingers.

**Bruise** — A discoloration of the skin due to an extravasation of blood into the underlying tissues.

**Bursa** — A fluid-filled sac that is located in areas where friction is likely to occur, then minimizes the friction; for example between a tendon and bone.

**Capsule** — An enclosing structure which surrounds the joint and contains ligaments which stabilize that joint.

**Cartilage** — Smooth, slippery substance preventing two ends of bones from rubbing together and grating.

**CAT Scan** — Use of a computer to produce a cross sectional view of the anatomical part being investigated from X-ray data.

**Cellulitis** — Inflammation of cellular or connective tissue.

**Cervical Vertebrae** — Group of seven vertebrae located in the neck

**Charley Horse** — A contusion or bruise to any muscle resulting in intramuscular bleeding. No other injury should be called a charley horse.

**Colles' Fracture** — A fracture of the distal end of the radius with the lower end being displaced backward.

**Concentric Muscle Contraction** — A shortening of the muscle as it develops tension and contracts to move a resistance.

**Concussion** — Jarring injury of the brain resulting in dysfunction. It can be graded as mild, moderate or severe depending on loss of consciousness, amnesia and loss of equilibrium.

**Contusion** — An injury to a muscle and tissues caused by a blow from a blunt object

**Cortical Steroids** — Used to suppress joint inflammation.

**Costochondral** — Cartilage that separates the bones within the rib cage.

**Cryokinetics** — Treatment with cold and movement.

**Cryotherapy** — A treatment with the use of cold.

**Cyst** — Abnormal sac containing liquid or semi-solid matter.

**Degenerative Joint Disease** — Changes in the joint surface as a result of repetitive trauma

**Deltoid Ligament** — Ligament that connects the tibia to bones of the medial aspect of the foot and is primarily responsible for stability of the ankle on the medial side. Is sprained less frequently than other ankle ligaments.

**Deltoid Muscle** — Muscles at top of the arm, just below the shoulder, responsible for shoulder motions to the front, side and back

**Disc, Intervertebral** — A flat, rounded plate between each vertebrae of the spine. The disc consists of a thick fiber ring which surrounds a soft gel-like interior. It functions as a cushion and shock absorber for the spinal column.

**Disc, Intervertebral** — A flat, rounded plate between each vertebrae of the spine. This disc consists of a thick fiber ring which surrounds a soft gel-like interior. It functions as a cushion and shock absorber for the spinal column.

**Dislocation** — Complete displacement of joint surfaces.

**Eccentric Muscle Contraction** — An overall lengthening of the muscles as it develops tension and contracts to control motion performed by an outside force; oft times referred to a "negative" contraction in weight training.

**Ecchymosis** — Bleeding into the surface tissue below the skin, resulting in a "black and blue" effect

**Edema** — Accumulation of fluid in organs and tissues of the body; swelling.

## MEDICAL GLOSSARY, CONT.

**Effusion** — Accumulation of fluid, in various spaces in the body, or the knee itself. Commonly, the knee has an effusion after an injury.

**Electrical Galvanic Stimulation (EGS)** — An electrical therapeutic modality that sends a current to the body at select voltages and frequencies in order to stimulate pain receptors, disperse edema, or neutralize muscle spasms among other functional applications.

**Electromyogram (EMG)** — Test to determine nerve function.

**Epicondylitis** — Inflammation in the elbow due to overuse.

**Ethyl Chloride** — “Cold spray,” a chemical coolant sprayed onto an injury site to produce a local, mild anesthesia.

**Fat Percentage** — The amount of body weight that is adipose, fat tissue. Fat percentages can be calculated by underwater weighing, measuring select skinfold thickness, or by analyzing electrical impedance.

**Femur** Thigh bone; longest bone in the body.

**Fibula** — Smaller of the two bones in the lower leg; runs from knee to the ankle along the outside of the lower leg.

**Flexibility** — The ability of muscle to relax and yield to stretch forces.

**Flexibility Exercise** — General term used to describe exercise performed by a player to passively or actively elongate soft tissue without the assistance of an athletic trainer.

**Fracture** — Breach of continuity of a bone. Types of fractures include simple, compound, comminuted, greenstick incomplete, impacted, longitudinal, oblique, stress, or transverse.

**Gamekeeper’s Thumb** — Tear of the ulnar collateral ligament of the metacarpophalangeal joint of the thumb.

**Glycogen** — Form in which foods are stored in the body as energy.

**Grade One Injury** — A mild injury in which ligament, tendon, or other musculoskeletal tissue may have been stretched or contused, but not torn or otherwise disrupted.

**Grade Two Injury** — A moderate injury when musculoskeletal tissue has been partially, but not totally, torn which causes appreciable limitation in function of the injured tissue.

**Grade Three Injury** — A severe injury in which tissue has been significantly, and in some cases totally, torn or otherwise disrupted causing a virtual total loss of function.

**Hamstring** — Category of muscle that runs from the buttocks to the knee along the back of the thigh. It functions to flex the knee, and is oft times injured as a result of improper conditioning or lack of muscle flexibility.

**Heat Cramps** — Painful muscle spasms of the arms or legs caused by excessive body heat and depletion of fluids and electrolytes.

**Heat Exhaustion** — Mild form of shock due to dehydration because of excessive sweating when exposed to heat and humidity.

**Heat Stroke** — Condition of rapidly rising internal body temperature that overwhelms the body’s mechanisms for release of heat and could result in death if not cared for appropriately.

**Heel Cup** — Orthotic device that is inserted into the shoe and worm under the heel to give support to the Achilles tendon and help absorb impacts at the heel.

**Hematoma** — Tumor-like mass produced by an accumulation of coagulated blood in a cavity.

**Hot Pack** — Chemical pack that rests in water, approximately 160 degrees, and retains its heat for 15-20 minutes when placed in a towel for general therapeutic application.

**Humerus** — Bone of the upper arm that runs from the shoulder to the elbow.

**Hydrotherapy** — Treatment using water.

**Hyperextension** — Extreme extension of a limb or body part

**Iliotibial Band** — A thick, wide fascial layer that runs from the iliac crest to the knee joint and is occasionally inflamed as a result of excessive running.

**Inflammation** — The body’s natural response to injury in which the injury site might display various degrees of pain, sweating, heat, redness, and/or loss of function.

**Internal Rotation** — Rotation of a joint or extremity medially, to the inside.

**Lesion** — Wound, injury or tumor.

**Ligament** — Band of fibrous tissue that connects bone to bone or bone to cartilage and supports and strengthens joints.

**Lumbar Vertebrae** — Five vertebrae of the lower back that articulate with the sacrum to form the lumbosacral joint

**Magnetic Resonance Imaging (MRI)** — Imaging procedure in which a radio frequency pulse causes certain electrical elements of the injured tissue to react to this pulse and through this process a computer display and permanent film establish a visual image. MRI does not require radiation and is very useful in the diagnosis of soft tissue, disc, and meniscus injuries.

**Meniscectomy** — An intra-articular surgical procedure of the knee by which all or part of the damaged meniscus is removed.

**Meniscus** — Crescent shaped cartilage, usually pertaining to the knee joint; also known as “cartilage.” There are two menisci in the knee, medial and lateral. These work to absorb weight within the knee and provide stability.

**Metacarpals** — Five long bones of the hand, running from the wrist to the fingers.

**Metatarsals** — Five long bones of the foot, running from the ankle to the toes.

**Myositis** — Inflammation of a muscle.

**Necrotic** — Relating to death of a portion of tissue.

**Neoprene** — Lightweight rubber used in joint and muscle sleeves designed to provide support and/or insulation and heat retention to the area.

**Neuritis** — Inflammation of a nerve.

**Orthotic** — Any device applied to or around the body in the care of physical impairment or disability, commonly used to control foot mechanics.

**Parasthesia** — Sensation of numbness or tingling, indicating nerve irritation.

**Patella** — The kneecap. The patella functions to protect the distal end of the femur as well as increase the mechanical advantage and force generating capacities of the quadriceps muscle group.

**Patella Tendinitis** — Inflammation of the patella ligament; also known as “jumpers knee.”

**Patellofemoral Joint** — Articulation of the knee cap and femur. Inflammation of this joint can occur through: 1) acute injury to the patella, 2) overuse from excessive running particularly if there is an associated knee weakness, 3) chronic wear and tear of the knee, 4) as a result of poor foot mechanics. Patellofemoral irritation can lead to chondromalacia, which in its most chronic condition, could require surgery.

**Peroneal Muscles** — Group of muscles of the lateral lower leg that are responsible for everting the knee. Tendons of these three muscles are vital to the stability of the ankle and foot.

**Phalanx** — Any bone of the fingers or toes; plural is phalanges.

**Phlebitis** — Inflammation of a vein.

**Plica** — Fold of tissue in the joint capsule and a common result of knee injury.

**Posterior Cruciate Ligament (PCL)** — A primary stabilizing ligament of the knee that provides significant stability and prevents displacement of the tibia backward within the knee joint. A complete tear of this ligament necessitating reconstruction could require up to 12 months of rehabilitation.

**Quadricep Muscles “Quads”** — A group of four muscles of the front thigh that run from the hip and form a common tendon at the patella; they are responsible for knee extension.

**Radiography** — Taking of X-rays.

**Radius** — Forearm bone on the thumb side.

**Reconstruction** — Surgical rebuilding of a joint using natural, artificial or transplanted materials.

**Referred Pain** — Pain felt in an undamaged area of body away from the actual injury.

**Retraction** — The moving of tissue to expose a part or structure of the body.

**Rotator Cuff** — Comprised of four muscles in the shoulder area that can be irritated by over use. The muscles are the supraspinatus (most commonly injured), infraspinatus, teres minor, and subscapularis.

**Rotator Cuff Impingement Syndrome** — A microtrauma or overuse injury caused by stress, and the four stages are: 1) Tendentious with temporary thickening of the bursa and rotator cuff; 2) Fiber dissociation in the tendon with permanent thickening of the bursa and scar formation; 3) A partial rotator cuff tear of less than 1 cm.; and 4) A complete tear of 1 cm. or more.

**Sacrum** — Group of five fused vertebrae located just below the lumbar vertebrae of the low back.

**Scapula** — Shoulder blade.

**Sciatica** — Irritation of the sciatic nerve resulting in pain or tingling running down the inside of the leg.

**Sciatic Nerve** — Major nerve that carries impulses for muscular action and sensations between the low back and thigh and lower leg; it is the longest nerve in the body.

**Shin Splint** — A catch-all syndrome describing pain in the skin that is not a fracture or tumor and cannot be defined otherwise.

**Sorbothane** — An energy absorbing polyurethane utilized in some foot orthotics to absorb shock forces of the foot.

**Spasm (Theory)** — Muscle soreness induced by exercise; is the result of reduced muscle blood flow, which results in pain.

**Spleen** — Large, solid organ responsible for the normal production and destruction of blood cells.

**Spondylitis** — Inflammation of one or more vertebrae.

**Spondylolisthesis** — Forward displacement of one vertebrae over another below it due to a developmental defect in the vertebrae.

**Spondylosis** — Abnormal vertebral fixation or immobility.

**Sports hernia** — Another name for athletic pubalgia, which is a chronic groin injury involving inflammation around the pelvis and groin musculature.

**Sprain** — Injury resulting from a stretch or twist of the joint and causes various degrees of stretch or tear of a ligament or other soft tissue at the joint.

**Sternum** — The breast bone.

**Steroids** — Any one of a large number of hormone-like substances. See Anabolic steroids and cortical steroids

**Strain** — Injury resulting from a pull or torsion to the muscle or tendon that causes various degrees of stretch or tear to the muscle or tendon tissue.

**Stress Fracture** — A hair-line type of break in a bone caused by overuse.

**Stress X-ray** — A continual X-ray taken when a portion of the body is stressed to its maximum in order to determine joint stability. This is a test utilized in some ankle injuries.

**Stretching** — Any therapeutic maneuver designed to elongate shortened soft tissue structures and thereby increase flexibility.

**Subluxation** — Partial dislocation of a joint. The term usually implies that the joint can return to its normal position without formal reduction.

**Talus** — The ankle bone that articulates with the tibia and fibula to form the ankle joint.

**Target Heart Rate** — A pre-determined pulse to be obtained during exercise when circulation is working at full efficient capacities.

**Tarsals** — Group of seven bones of the foot consisting of the calcaneal, talus, cuboid and three cuneiform bones.

**Temporomandibular Joint (TMJ)** — The articulation of the jaw and skull; considered by some to be vital in resolution of injuries throughout the body.

**Tendinitis** — Inflammation of the tendon and/or tendon sheath, caused by chronic overuse or sudden injury.

**Tendon** — Tissue that connects muscle to bone.

**Tennis Elbow** — General term for lateral elbow pain.

**Thoracic** — Group of twelve vertebrae located in the thorax and articulate with the twelve ribs.

**Thoracic Outlet Compression Syndrome** — A neuro-vascular disorder of the upper extremity common in throwing.

**Tibia** — Larger of the two bones of the lower leg and is the weight-bearing bone of the shin.

**Tomograph** — A special type of X-ray apparatus that demonstrates an organ or tissue at a particular depth.

**Trachea** — The windpipe.

**Trascutaneous Electrical Nerve Stimulator (TENS)** — An electrical modality that sends a mild current through pads at the injury site which stimulates the brain to release the natural analgesic, endorphin.

**Transverse Process** — Small lateral projection off the right side and left side of each vertebrae that functions as an attachment site for muscles and ligaments of the spine.

**Trapezius** — Flat triangular muscle covering the posterior surface of the neck and shoulder.

**Triceps** — Muscle of the back of the upper arm, primarily responsible for extending the elbow.

**Ulna** — Forearm bone that runs from the tip of the elbow to the little finger side of the wrist.

**Ulnar Nerve** — Nerve in elbow commonly irritated from excessive throwing.

**Ultrasound** — An electrical modality that transmits a sound wave through an applicator into the skin to the soft tissue in order to heat the local area for relaxing the injured tissue and/or disperse edema.

**Valgus** — Angulation outward and away from the midline of the body.

**Varus** — Angulation inward and toward the midline of the body.

**Vasoconstriction** — Decrease of local blood flow.

**Vasodilation** — Increase of local blood flow.


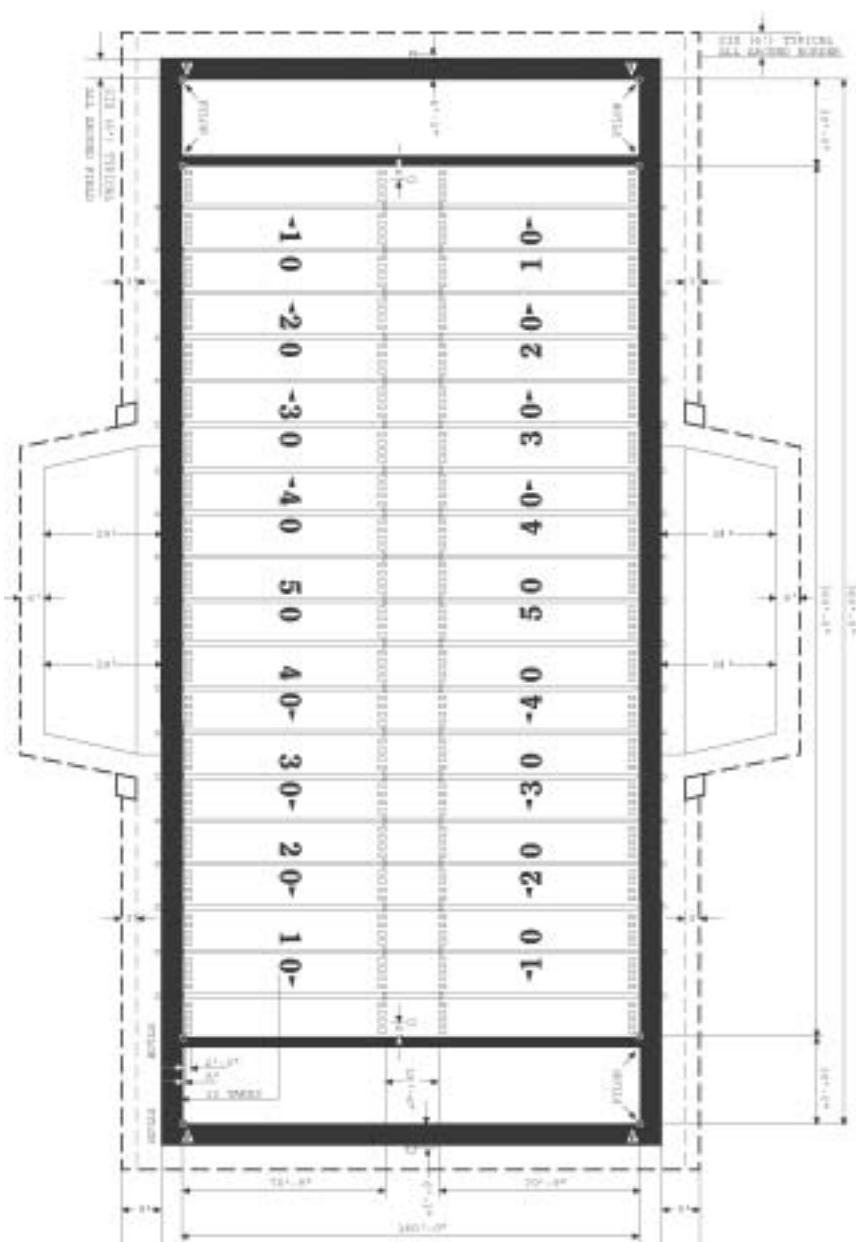
**“Wind Knocked Out”** — Syndrome describing a contraction of the abdominal nerve trunk, the solar plexus, as a result of an abdominal contusion.

**Wrist** — The junction between the two forearm bones (radius and ulna) and the eight wrist bones (trapezium, capitate, hamate, pisiform, triquetral, lunate and scaphoid).

**Zygoma** — The cheekbone.



## PLAN OF THE PLAYING FIELD





## MEDIA INFORMATION

The Broncos' media guide was prepared to assist in coverage of Denver's 2003 NFL season. Regarding game credentials, contact:

**REBECCA VILLANUEVA**  
**Media Services Coordinator**  
 Denver Broncos, 13655 Broncos Parkway,  
 Englewood, CO 80112  
 Villanueva Office Private — (303) 649-0598  
 Broncos Media Relations FAX — (303) 649-0562  
 Denver Broncos Switchboard — (303) 649-9000

### OTHER PUBLIC RELATIONS CONTACTS:

**Vice President of Public Relations Jim Saccomano** — (303) 649-0572 / [saccomanoj@broncos.nfl.com](mailto:saccomanoj@broncos.nfl.com)  
**Director of Media Relations Paul Kirk** — (303) 649-0503 / [kirkp@broncos.nfl.com](mailto:kirkp@broncos.nfl.com)  
**Media Information Coordinator Mark Cicero** — (303) 649-0512 / [cicerom@broncos.nfl.com](mailto:cicerom@broncos.nfl.com)

The Broncos have a media website ([www.denverbroncos.com/mediaroom](http://www.denverbroncos.com/mediaroom)) designed to serve the needs of all media who cover the club. The site contains the most up-to-date and complete information on the team, as well as a photo database for convenient download of high-resolution images. The media website also serves as the **primary means to request credentials for Broncos home games, through our online credentialing process.**

Due to the recent implementation of more stringent security measures, **the Broncos do not deliver credentials by mail.** Requests for game credentials must be formally requested by Tuesday of the week of each home game, and may be picked up at the Media Will-Call window in the North tunnel of INVESCO Field at Mile High on game day. Should transmission facilities be required, please arrange for same through local representatives.

As a general rule, the Denver Broncos do not issue any types of press credentials to weekly newspapers or magazines, unless they are of national circulation on specific assignment.

It is understood that all credentials will be used for the purpose for which they were issued, without exception. Violation of this policy will subject the bearer to ejection from INVESCO Field at Mile High.

**WORKING PRESS:** Admittance to the Broncos' press box is restricted to the WORKING PRESS ONLY. Credentials are marked with individual identification. Passes are non-transferable.

**PHOTOGRAPHERS:** Photographers are asked to take special note of the following conditions for use of press credentials, as set by the National Football League:

### NOTICE OF CREDENTIAL USE CONDITIONS

"This working credential is issued to an organization (the "Accredited Organization") for the sole purpose of providing stadium access to an individual (the "Bearer") who has a legitimate working function (media or game service) in connection with the game for which this credential is issued (the "Game"). **It is Non-Transferable.** Any unauthorized use of this credential subjects the Bearer to ejection from the stadium and prosecution for criminal trespass, and subjects the Accredited Organization to revocation of its credentials for future NFL games or events. The NFL is defined for the purposes of this credential to include the National Football League, its affiliates, its member clubs, and their agents and employees.

This credential (if issued for a media function) authorizes (i) the use by the Accredited Organization, for news and editorial coverage of the Game, of any descriptions (including statistical descriptions), accounts, photographs, films, audio or video recordings, or drawings of the Game or of any player interviews, press conferences, or other stadium activities related to the Game (collectively, "Game Information") taken, made, created, or compiled by the Accredited Organization or the Bearer, and (ii) the use by the Accredited Organization of any NFL or NFL club logos or trademarks (the "Marks") in connection with its authorized use of the Game Information. Any other use or attempted use by the Bearer or the Accredited Organization of Game Information or Marks, including any distribution of Game Information to third parties other than ultimate consumers (e.g., newspaper readers) for their use (whether before or after the conclusion of the Game, and whether or not for editorial purposes) and any authorization of any third party to redistribute Game Information or to use any Marks, is expressly prohibited, unless the Accredited Organization has obtained the advance written permission of the NFL for such other use.

Accredited Organizations agree that Game Information taking the form of film, video, or digital video recordings ("Video Material") may only be used in connection with a regularly scheduled broadcast television newscast aired by the Accredited Organization within a seven-day period following the Game, and further agree that their use of Video Material in such newscasts shall not exceed (a) six (6) min-

utes of "same-day" post-game highlights on game days and (b) two (2) minutes of current-season highlights on any other day, or (c) if an Accredited Organization airs a continuous-loop news service, Video Material including more than seven (7) plays in any 15-minute segment or fourteen (14) plays in any 30-minute segment of such service. Use of Video Material in any other manner without the advance written permission of the NFL and, where applicable, NFL Productions LLC (formerly NFL Films, Inc.) is expressly prohibited.

**The Accredited Organization and the Bearer assume all risk incident to the performance by the Bearer of his or her services; assume all risk incident to attending NFL games; agree that the NFL has no responsibility for any equipment in use in the stadium; agree that they are not acting for the NFL in any manner whatsoever and are not employees or agents of the NFL; and agree to indemnify and hold harmless the NFL, its affiliates, its member clubs, and their agents and employees from and against all liability, loss, damage or expense resulting from or arising out of the issuance of this credential or the Bearer's presence in the stadium, except to the extent such liability, loss, damage or expense arises out of the willful or intentional misconduct of the NFL or any other indemnified party.** Any Bearer who is deemed disorderly, or who fails to comply with these terms or any and all security measures, shall be subject to, if appropriate, ejection from the stadium and prosecution, and shall subject the Accredited Organization to revocation of its credentials for future NFL games or events.

This credential is subject to such additional credential use conditions as to which the Denver Broncos from time to time may give notice. Any violation of terms of credential use or such additional conditions may result in the withholding or revocation of this credential and any credential for any subsequent Denver Broncos football games.

Acceptance of the credential constitutes agreement by the Accredited Organization and the Bearer to abide by the foregoing conditions. Thank you for your cooperation."

Sideline photo passes will be tightly controlled by the Public Relations Department and are generally limited to photographers shooting for a daily newspaper, wire service, or magazine of national circulation on specific assignment, or television station. As a general rule, field photo passes used for still photography will not be granted locker room access postgame.

**RADIO-TELEVISION:** In making requests for broadcast credentials, please specify requirements for spotters and/or statisticians.

**STADIUM ACCESS:** To get to INVESCO Field at Mile High, which is located at 17th Avenue and Bryant Street, take Interstate 25 to the INVESCO Field at Mile High Exit (Southbound, it is the 23rd Ave. Exit; Northbound it is the 17th Avenue Exit). The press entrance and media will-call are located at the north tunnel of the stadium.

**DRIVING INSTRUCTIONS TO INVESCO FIELD AT MILE HIGH FROM DENVER INTERNATIONAL AIRPORT:** Exit airport on Pena Boulevard and continue to Interstate 70. Take Interstate 70 West to Interstate 25 South. Continue on Interstate 25 South and exit at 23rd Ave. Go straight through the intersection onto a special frontage road, and then follow the directions to Lot H and I. **If you do not already have a parking pass in hand, you will not be able to gain access to the frontage road.**

**DRIVING INSTRUCTIONS TO DENVER INTERNATIONAL AIRPORT FROM INVESCO FIELD AT MILE HIGH:** Depending on your lot location, follow signs to Interstate 25 north. To do so you can take 20th Avenue East to Clay Street, turning left at Clay and proceeding to 23rd Avenue. Take a right at 23rd Avenue and continue to Interstate 25 entrances. Another route would be to follow Bryant Street (which runs north-south on the east side of the stadium) to 17th Avenue East, which will continue beneath an overpass and take you directly to I-25 north. Take I-25 North to I-70 East. Follow the signs to DIA. Please allow 45 minutes from INVESCO Field at Mile High to DIA.

**TRANSMISSION FACILITIES:** The Broncos provide 60 complimentary telephones in the visitors area of the working pressbox for use by members of the media. Only collect, credit card or third party billing calls can be made from these telephones. Should you wish a private telephone installed at your seat, please make arrangements in advance. The Broncos will be pleased to assign you a seat location and provide you with a contact for you to make the appropriate arrangements with the local telephone company.

**POST-GAME TRANSPORTATION:** Please advise Broncos PR personnel as soon as possible should you require transportation following the game. The amount of time you must wait will obviously decline as time goes by following the conclusion of the game. Should you wish to make your own arrangements, the numbers of local cab companies are 777-7777 and 333-3333.

## DENVER BRONCOS HIGHLIGHT VIDEO

The Denver Broncos highlight video for the 2002 season is titled "A Season on Edge." It is available through NFL Films, and can be obtained by calling (856) 778-1600. The NFL Films address is 330 Fellowship Road, Mt. Laurel, NJ, 08054.

## NATIONAL FOOTBALL LEAGUE CALENDAR

### 2003

June 1	Deadline for Old Club to send tender to its unsigned Restricted Free Agents or to extend Qualifying Offer, whichever is greater, in order to retain rights.
June 1	Deadline for Old Club to send tender to its unsigned Unrestricted Free Agents to retain rights if player is not signed by another club by July 22.
June 2	Any unamortized signing bonus amounts will be included in the succeeding year's Team Salary for any players removed from the team's roster other than by trade.
July 8	Claiming period of 24 hours begins in waiver system.
Mid-July	Preseason training camps open. Clubs not permitted to open official preseason camp earlier than July 5. Veteran players cannot be required to report earlier than 15 days prior to club's first preseason game or July 15, whichever is later. The July 15 date is not applicable to clubs playing five preseason games. Except for quarterbacks and "injured" players, veterans cannot participate in any organized football activity for 10 days prior to mandatory reporting date.
July 15	On or after this date a club that extends an existing Player Contract for a Franchise Player shall not be deemed to have utilized its Franchise Player designation for the period of the extension.
July 22	<i>(On this date, or on the first scheduled day of the first NFL training camp, whichever is later)</i> Signing period ends at 4 p.m., New York time, for Unrestricted Free Agents to whom June 1 tender was made by Old Club, and for Transition Players. After this date and through 4 p.m., New York time, on November 11, Old Club has exclusive negotiating rights to these players.
Aug. 2	American Bowl, Tokyo, Japan: Tampa Bay vs. New York Jets.
Aug. 4	Hall of Fame Game, Canton, Ohio: Green Bay vs. Kansas City.
Aug. 5	If a Drafted Rookie has not signed with his club by this date, he may not be traded to any other club in 2003.
Aug. 5	Deadline for players under contract to report to earn a season of free agency credit.
Aug. 7-11	First full preseason weekend.
Aug. 26	Roster cut-down to maximum of 65 players on Active List by 4 p.m., New York time.
Aug. 31	Roster cut-down to maximum of 53 players on Active/Inactive List by 4 p.m., New York time. NFL Europe League exemptions expire. Clubs may dress minimum of 42 and maximum of 45 players and Third Quarterback for each regular season and postseason game.
Aug. 31	Simultaneously with the cut-down to 53, clubs that have players in the categories of Active/Physically Unable to Perform or Active/Non-Football Injury or Illness must take one of the following options: place player on Reserve/Physically Unable to Perform or Reserve/Non-Football Injury or Illness, whichever is applicable; ask waivers; terminate; trade; or continue to count him on Active List.
Sept. 1	After 12 noon, New York time, clubs may establish a Practice Squad of five players by signing free agents who do not have an accrued season of free agency credit or who were on the 45-player Active List for less than nine regular season games during their only Accrued Season(s). A player cannot participate on the Practice Squad for more than two seasons.
Sept. 2	All clubs are required to file a personnel (injury) report with their conference Director of Information by 1 p.m., New York time, on this Tuesday and thereafter on each Wednesday before a regular-season game. Such report is to be updated by 1 p.m., New York time, each Thursday. An update must also be reported if there is any change in a player's condition after Thursday.
Sept. 3	Beginning at 4 p.m., New York time, Team Salary includes all players receiving compensation under their 2003 contracts. Top 51 rule is no longer in effect.
Sept. 4-8	NFL Kickoff 2003 Weekend.
Sept. 23	Priority on multiple waiver claims is now based on the current season's standing.
Oct. 14	Beginning the day after the conclusion of the sixth regular season weekend and continuing through the day after the conclusion of the ninth regular season weekend, clubs are permitted to begin practicing players on Reserve/Physically Unable to Perform and Reserve/Non-Football Injury or Illness for a period not to exceed 21 days. Players may be activated during the 21-day practice period or until 4 p.m., New York time, on the day after the conclusion of the 21-day period.
Oct. 14	All trading ends at 4 p.m., New York time.
Oct. 15	Players with at least four previous pension-credited seasons are subject to the waiver system for the remainder of the regular season and postseason.
Nov. 11	Signing period ends at 4 p.m., New York time, for Franchise Players who are eligible to receive Offer Sheets.
Nov. 11	Deadline for clubs to sign by 4 p.m., New York time, their unsigned Franchise and Transition Players, including Franchise Players who were eligible to receive Offer Sheets until this date. If still unsigned after this date, such players are prohibited from playing in NFL in 2003.
Nov. 11	Deadline for clubs to sign by 4 p.m., New York time, their Unrestricted Free Agents to whom June 1 tender was made. If still unsigned after this date, such players are prohibited from playing in NFL in 2003.
Nov. 11	Deadline for clubs to sign by 4 p.m., New York time, their Restricted Free Agents to whom June 1 tender was made. If such players remain unsigned, they are prohibited from playing in NFL in 2003.
Nov. 11	Deadline for clubs to sign Drafted players by 4 p.m., New York time. If such players remain unsigned, they are prohibited from playing in NFL in 2003.
Nov. 28	Deadline for reinstatement of players in Reserve List categories of Retired, Did Not Report, and Exclusive Rights, and of players who were placed on Reserve/Left Squad in a previous season.
Dec. 26	Deadline for waiver requests in 2003, except for "special waiver requests" which have a 10-day claiming period, with termination or assignment delayed until after the Super Bowl.
Dec. 29	Clubs may begin signing free agent players for the 2004 season.

### 2004

Jan. 3-4	Wild Card Playoff Games
Jan. 10-11	Divisional Playoff Games
Jan. 18	AFC and NFC Championship Games
Feb. 1	Super Bowl XXXVIII, Houston, Texas
Feb. 8	AFC-NFC Pro Bowl, Honolulu, Hawaii
Feb. 10	(Tentative) First day clubs can designate Franchise or Transition players.
Feb. 18-24	Combine Timing and Testing, RCA Dome, Indianapolis, Ind.
Feb. 24	(Tentative) Waiver system begins for 2004. Waivers will expire on the first business day of the new League Year. Players with at least four previous pension-credited seasons that a club desires to terminate are not subject to the waiver system until after the trading deadline.
Feb. 24	(Tentative) Deadline at 4 p.m., New York time, for clubs to designate Franchise and Transition Players.
March 2	(Tentative) Expiration date of all player contracts due to expire in 2004.
March 2	(Tentative) Deadline for submission of Qualifying Offers by clubs to their Restricted Free Agents whose contracts have expired and to whom they desire to retain a Right of First Refusal/Compensation.
March 2	(Tentative) Deadline for clubs to submit offer to minimum salary to retain exclusive negotiating rights to their players with fewer than three seasons of free agency credit whose contracts have expired.
March 3	(Tentative) Free Agency period begins.
Mar. 28-Apr. 1	NFL Annual Meeting, The Breakers, Palm Beach, Fla.
April 16	Deadline for signing of Offer Sheets by Restricted Free Agents
April 23	Deadline for Old Club to exercise Right of First Refusal to Restricted Free Agents
April 24-25	NFL Draft
May 24-26	NFL Spring Meeting, Jacksonville, Fla.

## NATIONAL FOOTBALL LEAGUE PUBLIC RELATIONS DIRECTORS



### AMERICAN FOOTBALL CONFERENCE

Baltimore — Kevin Byrne .....	(410) 654-6200
Buffalo — Scott Berchtold.....	(716) 648-1800
Cincinnati — Jack Brennan .....	(513) 621-3550
Cleveland — Todd Stewart .....	(440) 891-5000
Denver — Jim Saccomano.....	(303) 649-9000
Houston — Tony Wyllie.....	(832) 667-2000
Indianapolis — Craig Kelley .....	(317) 297-2658
Jacksonville — Dan Edwards .....	(904) 633-6000
Kansas City — Bob Moore .....	(816) 920-9300
Miami — Harvey Greene .....	(954) 452-7000
New England — Stacey James.....	(508) 543-8200
New York Jets — Ron Colangelo .....	(516) 560-8100
Oakland — Mike Taylor .....	(510) 864-5000
Pittsburgh — Ron Wahl .....	(412) 432-7800
San Diego — Bill Johnston .....	(858) 874-4500
Tennessee — Robbie Bohren .....	(615) 565-4000



### NATIONAL FOOTBALL CONFERENCE

Arizona — Paul Jensen .....	(602) 379-0101
Atlanta — Aaron Salkin .....	(770) 965-3115
Carolina — Charlie Dayton .....	(704) 358-7000
Chicago — Scott Hagel .....	(847) 295-6600
Dallas — Rich Dalrymple .....	(972) 556-9900
Detroit — Matt Barnhart.....	(313) 262-2000
Green Bay — Lee Rammel .....	(920) 496-5700
Minnesota — Bob Hagan .....	(952) 828-6500
New Orleans — Greg Bensen.....	(504) 733-0255
New York Giants — Pat Hanlon.....	(201) 935-8111
Philadelphia — Derek Boyko .....	(215) 463-2500
St. Louis — Duane Lewis .....	(314) 982-7267
San Francisco — Kirk Reynolds.....	(408) 562-4949
Seattle — Dave Pearson.....	(425) 827-9777
Tampa Bay — Jeff Kamis .....	(813) 870-2700
Washington — Michelle Tessier .....	(703) 726-7000

## 2003 NFL SCHEDULE

(ALL TIMES LOCAL AT GAME SITE)

### WEEK ONE *FOX-TV National Weekend*

#### Thursday, September 4

New York Jets at Washington ..... (ABC) 9:00p (ET)

#### Sunday, September 7

New England at Buffalo ..... 1:00p (ET)  
 Jacksonville at Carolina ..... 1:00p (ET)  
**Denver at Cincinnati** ..... **1:00p (ET)**  
 Indianapolis at Cleveland ..... 1:00p (ET)  
 Arizona at Detroit ..... 1:00p (ET)  
 Minnesota at Green Bay ..... 12:00p (CT)  
 San Diego at Kansas City ..... 12:00p (CT)  
 Houston at Miami ..... 1:00p (ET)  
 St. Louis at New York Giants ..... 1:00p (ET)  
 Baltimore at Pittsburgh ..... 1:00p (ET)  
 Atlanta at Dallas ..... 3:15p (CT)  
 Chicago at San Francisco ..... 1:15p (PT)  
 New Orleans at Seattle ..... 1:15p (PT)  
 Oakland at Tennessee ..... (ESPN) 7:30p (CT)

#### Monday, September 8

Tampa Bay at Philadelphia ..... (ABC) 9:00p (ET)

### WEEK TWO *CBS-TV National Weekend*

#### Sunday, September 14

Washington at Atlanta ..... 1:00p (ET)  
 Cleveland at Baltimore ..... 1:00p (ET)  
 Detroit at Green Bay ..... 12:00p (CT)  
 Tennessee at Indianapolis ..... 12:00p (EST)  
 Buffalo at Jacksonville ..... 1:00p (ET)  
 Pittsburgh at Kansas City ..... 12:00p (CT)  
 Houston at New Orleans ..... 12:00p (CT)  
 Miami at New York Jets ..... 1:00p (ET)  
 San Francisco at St. Louis ..... 12:00p (CT)  
 Seattle at Arizona ..... 1:05p (MST)  
 Carolina at Tampa Bay ..... 4:05p (ET)  
 Cincinnati at Oakland ..... 1:15p (PT)  
 New England at Philadelphia ..... 4:15p (ET)  
**Denver at San Diego** ..... **1:15p (PT)**  
 Chicago at Minnesota ..... (ESPN) 7:30p (CT)

#### Monday, September 15

Dallas at New York Giants ..... (ABC) 9:00p (ET)

### WEEK THREE *CBS-TV National Weekend*

(Open Dates: Carolina, Chicago, Dallas, Philadelphia)

#### Sunday, September 21

Tampa Bay at Atlanta ..... 1:00p (ET)  
 Pittsburgh at Cincinnati ..... 1:00p (ET)  
 Minnesota at Detroit ..... 1:00p (ET)  
 Kansas City at Houston ..... 12:00p (CT)  
 Jacksonville at Indianapolis ..... 12:00p (EST)  
 New York Jets at New England ..... 1:00p (ET)  
 New Orleans at Tennessee ..... 12:00p (CT)  
 Green Bay at Arizona ..... 1:05p (MST)  
 St. Louis at Seattle ..... 1:05p (PT)  
 New York Giants at Washington ..... 4:05p (ET)  
 Baltimore at San Diego ..... 1:15p (PT)  
 Cleveland at San Francisco ..... 1:15p (PT)  
 Buffalo at Miami ..... (ESPN) 8:30p (ET)

#### Monday, September 22

**Oakland at Denver** ..... **(ABC) 7:00p (MT)**

### WEEK FOUR *FOX-TV National Weekend*

(Open Dates: Miami, New York Giants, Seattle, Tampa Bay)

#### Sunday, September 28

Kansas City at Baltimore ..... 1:00p (ET)  
 Philadelphia at Buffalo ..... 1:00p (ET)

Atlanta at Carolina ..... 1:00p (ET)  
 Cincinnati at Cleveland ..... 1:00p (ET)  
 Jacksonville at Houston ..... 12:00p (CT)  
 San Francisco at Minnesota ..... 12:00p (CT)  
 Tennessee at Pittsburgh ..... 1:00p (ET)  
 Arizona at St. Louis ..... 12:00p (CT)  
 New England at Washington ..... 1:00p (ET)  
 San Diego at Oakland ..... 1:05p (PT)  
**Detroit at Denver** ..... **2:15p (MT)**  
 Dallas at New York Jets ..... 4:15p (ET)  
 Indianapolis at New Orleans ..... (ESPN) 7:30p (CT)

#### Monday, September 29

Green Bay at Chicago ..... (ABC) 8:00p (CT)

### WEEK FIVE *FOX-TV National Weekend*

(Open Dates: Baltimore, Houston, New York Jets, St. Louis)

#### Sunday, October 5

Minnesota at Atlanta ..... 1:00p (ET)  
 Cincinnati at Buffalo ..... 1:00p (ET)  
 New Orleans at Carolina ..... 1:00p (ET)  
 Oakland at Chicago ..... 12:00p (CT)  
 Arizona at Dallas ..... 12:00p (CT)  
 Seattle at Green Bay ..... 12:00p (CT)  
**Denver at Kansas City** ..... **12:00p (CT)**  
 Tennessee at New England ..... 1:00p (ET)  
 Miami at New York Giants ..... 1:00p (ET)  
 San Diego at Jacksonville ..... 4:05p (ET)  
 Washington at Philadelphia ..... 4:15p (ET)  
 Detroit at San Francisco ..... 1:15p (PT)  
 Cleveland at Pittsburgh ..... (ESPN) 8:30p (ET)

#### Monday, October 6

Indianapolis at Tampa Bay ..... (ABC) 9:00p (ET)

### WEEK SIX *CBS-TV National Weekend*

(Open Dates: Cincinnati, Detroit, Minnesota, San Diego)

#### Sunday, October 12

Oakland at Cleveland ..... 1:00p (ET)  
 Philadelphia at Dallas ..... 12:00p (CT)  
 Kansas City at Green Bay ..... 12:00p (CT)  
 Carolina at Indianapolis ..... 12:00p (EST)  
 Miami at Jacksonville ..... 1:00p (ET)  
 New York Giants at New England ..... 1:00p (ET)  
 Chicago at New Orleans ..... 12:00p (CT)  
 Houston at Tennessee ..... 12:00p (CT)  
 Tampa Bay at Washington ..... 1:00p (ET)  
 Baltimore at Arizona ..... 1:15p (MST)  
**Pittsburgh at Denver** ..... **2:15p (MT)**  
 Buffalo at New York Jets ..... 4:15p (ET)  
 San Francisco at Seattle ..... (ESPN) 5:30p (PT)

#### Monday, October 13

Atlanta at St. Louis ..... (ABC) 8:00p (CT)

### WEEK SEVEN *FOX-TV National Weekend*

(Open Dates: Arizona, Indianapolis, Jacksonville, Pittsburgh)

#### Sunday, October 19

New Orleans at Atlanta ..... 1:00p (ET)  
 Washington at Buffalo ..... 1:00p (ET)  
 Tennessee at Carolina ..... 1:00p (ET)  
 Baltimore at Cincinnati ..... 1:00p (ET)  
 San Diego at Cleveland ..... 1:00p (ET)  
 Dallas at Detroit ..... 1:00p (ET)  
 New England at Miami ..... 1:00p (ET)  
**Denver at Minnesota** ..... **12:00p (CT)**  
 Philadelphia at New York Giants ..... 1:00p (ET)  
 Green Bay at St. Louis ..... 12:00p (CT)

New York Jets at Houston ..... 3:05p (CT)  
 Tampa Bay at San Francisco ..... 1:15p (PT)  
 Chicago at Seattle ..... 1:15p (PT)

#### Monday, October 20

Kansas City at Oakland ..... (ABC) 6:00p (PT)

### WEEK EIGHT *CBS-TV National Weekend*

(Open Dates: Atlanta, Green Bay, Miami, Oakland, Washington)

#### Sunday, October 26

**Denver at Baltimore** ..... **1:00p (ET)**  
 Detroit at Chicago ..... 12:00p (CT)  
 Seattle at Cincinnati ..... 1:00p (ET)  
 Tennessee at Jacksonville ..... 1:00p (ET)  
 New York Giants at Minnesota ..... 12:00p (CT)  
 Cleveland at New England ..... 1:00p (ET)  
 Carolina at New Orleans ..... 12:00p (CT)  
 St. Louis at Pittsburgh ..... 1:00p (ET)  
 Dallas at Tampa Bay ..... 1:00p (ET)  
 San Francisco at Arizona ..... 2:05p (MT)  
 Houston at Indianapolis ..... 4:15p (ET)  
 New York Jets at Philadelphia ..... 4:15p (ET)  
 Buffalo at Kansas City ..... (ESPN) 7:30p (CT)

#### Monday, October 27

Miami at San Diego ..... (ABC) 6:00p (PT)

### WEEK NINE *FOX-TV National Weekend*

(Open Dates: Buffalo, Cleveland, Kansas City, Tennessee)

#### Sunday, November 2

Jacksonville at Baltimore ..... 1:00p (ET)  
 San Diego at Chicago ..... 12:00p (CT)  
 Washington at Dallas ..... 12:00p (CT)  
 Oakland at Detroit ..... 1:00p (ET)  
 Carolina at Houston ..... 12:00p (CT)  
 Indianapolis at Miami ..... 1:00p (ET)  
 New York Giants at New York Jets ..... 1:00p (ET)  
 New Orleans at Tampa Bay ..... 1:00p (ET)  
 Cincinnati at Arizona ..... 2:05p (MT)  
 Pittsburgh at Seattle ..... 1:05p (PT)  
 Philadelphia at Atlanta ..... 4:15p (ET)  
 St. Louis at San Francisco ..... 1:15p (PT)  
 Green Bay at Minnesota ..... (ESPN) 7:30p (ET)

#### Monday, November 3

**New England at Denver** ..... **(ABC) 7:00p (MT)**

### WEEK TEN *CBS-TV National Weekend*

(Open Date: Denver, New England, New Orleans, San Francisco)

#### Sunday, November 9

Tampa Bay at Carolina ..... 1:00p (ET)  
 Houston at Cincinnati ..... 1:00p (ET)  
 Chicago at Detroit ..... 1:00p (ET)  
 Indianapolis at Jacksonville ..... 1:00p (ET)  
 Cleveland at Kansas City ..... 12:00p (CT)  
 Atlanta at New York Giants ..... 1:00p (ET)  
 Arizona at Pittsburgh ..... 1:00p (ET)  
 Miami at Tennessee ..... 12:00p (CT)  
 Seattle at Washington ..... 1:00p (ET)  
 Minnesota at San Diego ..... 1:05p (PT)  
 Buffalo at Dallas ..... 3:15p (CT)  
 New York Jets at Oakland ..... 1:15p (PT)  
 Baltimore at St. Louis ..... (ESPN) 7:30p (CT)

#### Monday, November 10

Philadelphia at Green Bay ..... (ABC) 8:00p (CT)

### WEEK ELEVEN *FOX-TV National Weekend*

#### Sunday, November 16

Houston at Buffalo ..... 1:00p (ET)  
 Washington at Carolina ..... 1:00p (ET)  
 St. Louis at Chicago ..... 12:00p (CT)  
 Kansas City at Cincinnati ..... 1:00p (ET)

Arizona at Cleveland ..... 1:00p (ET)  
 Baltimore at Miami ..... 1:00p (ET)  
 Atlanta at New Orleans ..... 12:00p (CT)  
 New York Giants at Philadelphia ..... 1:00p (ET)  
 Jacksonville at Tennessee ..... 12:00p (CT)  
**San Diego at Denver** ..... **2:05p (MT)**  
 New York Jets at Indianapolis ..... 4:05p (ET)  
 Minnesota at Oakland ..... 1:15p (PT)  
 Detroit at Seattle ..... 1:15p (PT)  
 Green Bay at Tampa Bay ..... 4:15p (ET)  
 Dallas at New England ..... (ESPN) 8:30p (ET)

#### Monday, November 17

Pittsburgh at San Francisco ..... (ABC) 6:00p (PT)

### WEEK TWELVE *CBS-TV National Weekend*

#### Sunday, November 23

Seattle at Baltimore ..... 1:00p (ET)  
 Indianapolis at Buffalo ..... 1:00p (ET)  
 Pittsburgh at Cleveland ..... 1:00p (ET)  
 Carolina at Dallas ..... 12:00p (CT)  
 San Francisco at Green Bay ..... 12:00p (CT)  
 New England at Houston ..... 12:00p (CT)  
 Detroit at Minnesota ..... 12:00p (CT)  
 Jacksonville at New York Jets ..... 1:00p (ET)  
 New Orleans at Philadelphia ..... 1:00p (ET)  
 St. Louis at Arizona ..... 2:05p (MT)  
**Chicago at Denver** ..... **2:05p (MT)**  
 Tennessee at Atlanta ..... 4:15p (ET)  
 Oakland at Kansas City ..... 3:15p (CT)  
 Cincinnati at San Diego ..... 1:15p (PT)  
 Washington at Miami ..... (ESPN) 8:30p (ET)

#### Monday, November 24

New York Giants at Tampa Bay ..... (ABC) 9:00p (ET)

### WEEK THIRTEEN *CBS-TV National Weekend*

#### Thursday, November 27

Green Bay at Detroit ..... 12:30p (ET)  
 Miami at Dallas ..... 3:05p (CT)

#### Sunday, November 30

San Francisco at Baltimore ..... 1:00p (ET)  
 Philadelphia at Carolina ..... 1:00p (ET)  
 Arizona at Chicago ..... 12:00p (CT)  
 Atlanta at Houston ..... 12:00p (CT)  
 New England at Indianapolis ..... 1:00p (ET)  
 Buffalo at New York Giants ..... 1:00p (ET)  
 Cincinnati at Pittsburgh ..... 1:00p (ET)  
 Minnesota at St. Louis ..... 12:00p (CT)  
 New Orleans at Washington ..... 4:05p (ET)  
**Denver at Oakland** ..... **1:15p (PT)**  
 Kansas City at San Diego ..... 1:15p (PT)  
 Cleveland at Seattle ..... 1:15p (PT)  
 Tampa Bay at Jacksonville ..... (ESPN) 8:30p (ET)

#### Monday, December 1

Tennessee at New York Jets ..... (ABC) 9:00p (ET)

### WEEK FOURTEEN *CBS-TV National Weekend*

#### Sunday, December 7

Cincinnati at Baltimore ..... 1:00p (ET)  
 San Diego at Detroit ..... 1:00p (ET)  
 Chicago at Green Bay ..... 12:00p (CT)  
 Houston at Jacksonville ..... 1:00p (ET)  
 Seattle at Minnesota ..... 12:00p (CT)  
 Tampa Bay at New Orleans ..... 12:00p (CT)  
 Washington at New York Giants ..... 1:00p (ET)  
 Dallas at Philadelphia ..... 1:00p (ET)  
 Oakland at Pittsburgh ..... 1:00p (ET)  
 Indianapolis at Tennessee ..... 12:00p (CT)  
 Arizona at San Francisco ..... 1:05p (PT)  
 New York Jets at Buffalo ..... 4:15p (ET)



**Kansas City at Denver** .....:2:15p (MT)  
Miami at New England .....4:15p (ET)  
Carolina at Atlanta .....8:30p (ET)

**Monday, December 8**  
St. Louis at Cleveland .....(ABC) 9:00p (ET)

**WEEK FIFTEEN** *FOX-TV National Weekend*

**Sunday, December 14**  
Minnesota at Chicago .....12:00p (CT)  
San Francisco at Cincinnati .....1:00p (ET)  
Atlanta at Indianapolis .....1:00p (ET)  
Detroit at Kansas City .....12:00p (CT)  
Jacksonville at New England .....1:00p (ET)  
Pittsburgh at New York Jets .....1:00p (ET)  
Seattle at St. Louis .....12:00p (CT)  
Houston at Tampa Bay .....1:00p (ET)  
Buffalo at Tennessee .....12:00p (CT)  
Dallas at Washington .....1:00p (ET)  
**Cleveland at Denver** .....:2:05p (MT)  
Baltimore at Oakland .....1:05p (PT)  
Carolina at Arizona .....2:15p (MT)  
Green Bay at San Diego .....1:15p (PT)  
New York Giants at New Orleans .....(ESPN) 7:30p (CT)

**Monday, December 15**  
Philadelphia at Miami .....(ABC) 9:00p (ET)

**WEEK SIXTEEN** *FOX-TV National Weekend*

**Saturday, December 20**  
Atlanta at Tampa Bay .....(FOX) 1:30p (ET)  
Kansas City at Minnesota .....(CBS) 4:00p (CT)  
New England at New York Jets .....(ESPN) 8:30p (ET)

**Sunday, December 21**  
Miami at Buffalo .....1:00p (ET)  
Detroit at Carolina .....1:00p (ET)  
Washington at Chicago .....12:00p (CT)  
Baltimore at Cleveland .....1:00p (ET)  
New York Giants at Dallas .....12:00p (CT)  
Tennessee at Houston .....12:00p (CT)  
New Orleans at Jacksonville .....1:00p (ET)  
Cincinnati at St. Louis .....12:00p (CT)  
San Diego at Pittsburgh .....4:05p (ET)  
San Francisco at Philadelphia .....4:15p (ET)  
Arizona at Seattle .....1:15p (PT)  
**Denver at Indianapolis** .....(ESPN) 8:30p (ET)

**Monday, December 22**  
Green Bay at Oakland .....(ABC) 6:00p (PT)

**WEEK SEVENTEEN** *CBS-TV National Weekend*

**Saturday, December 27**  
Buffalo at New England .....(CBS) 1:30p (ET)  
Seattle at San Francisco .....(FOX) 2:00p (PT)  
Philadelphia at Washington .....(ESPN) 8:30p (ET)

**Sunday, December 28**  
Jacksonville at Atlanta .....1:00p (ET)  
Cleveland at Cincinnati .....1:00p (ET)  
St. Louis at Detroit .....1:00p (ET)  
Indianapolis at Houston .....12:00p (CT)  
Chicago at Kansas City .....12:00p (CT)  
New York Jets at Miami .....1:00p (ET)  
Dallas at New Orleans .....12:00p (CT)  
Tampa Bay at Tennessee .....12:00p (CT)  
Minnesota at Arizona .....2:05p (MT)  
Carolina at New York Giants .....4:05p (ET)  
**Denver at Green Bay** .....:3:15p (CT)  
Oakland at San Diego .....1:15p (PT)  
Pittsburgh at Baltimore .....(ESPN) 8:30p (ET)

**2003 NFL PRESEASON SCHEDULE**

*(All Times Local at Site except American Bowls, which are ET)*

**HALL OF FAME WEEKEND**

**Saturday, August 2**  
New York Jets vs. Tampa Bay .....(ESPN2) 5:00a (ET)  
.....(ESPN, re-air) 8:00p (ET)  
*American Bowl, Tokyo, Japan*

**Monday, August 4**  
Green Bay vs. Kansas City .....(ABC) 7:00p (CT)  
*Pro Football Hall of Fame Game, Canton, Ohio*

**WEEK ONE**

**Thursday, August 7**  
New York Giants at New England .....(ESPN) 8:00p (ET)

**Friday, August 8**  
Tampa Bay at Miami .....7:00p (ET)  
St. Louis at Oakland .....6:00p (PT)

**Saturday, August 9**  
Pittsburgh at Detroit .....12:30p (ET)  
Green Bay at Atlanta .....8:00p (ET)  
Buffalo at Baltimore .....8:00p (ET)  
Washington at Carolina .....8:00p (ET)  
Jacksonville at Minnesota .....7:00p (CT)  
Cleveland at Tennessee .....7:00p (CT)  
Indianapolis at Chicago (Champaign, Ill.) .....7:05p (CT)  
**Denver at Houston** .....:7:30p (CT)  
San Francisco at Kansas City .....7:30p (CT)  
Dallas at Arizona .....7:00p (MST)  
San Diego at Seattle .....7:00p (PT)

**Sunday, August 10**  
Cincinnati at New York Jets.....1:00p (ET)

**Monday, August 11**  
Philadelphia at New Orleans .....(ESPN) 7:00p (CT)

**WEEK TWO**

**Thursday, August 14**  
Oakland at San Francisco .....(FOX) 5:00p (PT)

**Friday, August 15**  
Green Bay at Cleveland.....(CBS) 8:00p (ET)  
Miami at Jacksonville.....7:30p (ET)  
Houston at Dallas.....7:00p (CT)  
Seattle at Indianapolis.....7:00p (EST)  
Carolina at New York Giants.....8:00p (ET)

**Saturday, August 16**  
Buffalo at Tennessee .....(ESPN) 7:00p (CT)  
Detroit at Cincinnati .....7:30p (ET)  
Philadelphia at Pittsburgh .....7:30p (ET)  
New England at Washington .....8:00p (ET)  
Baltimore at Atlanta .....8:00p (ET)  
New Orleans at New York Jets .....8:00p (ET)  
**Denver at Chicago (Champaign, Ill.)** .....:7:05p (CT)  
Minnesota at Kansas City .....7:30p (CT)  
Arizona at San Diego .....7:00p (PT)

**Monday, August 18**  
Tampa Bay at St. Louis .....(ABC) 7:00p (CT)

**WEEK THREE**

**Thursday, August 21**  
Dallas at Pittsburgh .....(FOX) 8:00p (ET)

**Friday, August 22**  
Atlanta at Miami .....(CBS) 8:00p (ET)  
New England at Philadelphia .....7:30p (ET)  
Minnesota at Oakland .....6:00p (PT)  
Chicago at Arizona .....7:30p (MST)

**Saturday, August 23**  
St. Louis at Buffalo .....7:00p (ET)  
Tennessee at Cincinnati .....7:30p (ET)  
Cleveland at Detroit .....7:30p (ET)  
Carolina at Green Bay .....7:00p (CT)  
New York Jets at New York Giants .....8:00p (ET)  
Jacksonville at Tampa Bay .....8:00p (ET)  
Baltimore at Washington .....8:00p (ET)  
San Diego at Houston .....7:30p (CT)  
New Orleans at San Francisco .....6:00p (PT)  
Kansas City at Seattle .....7:00p (PT)

**Monday, August 25**  
**Indianapolis at Denver** .....(ABC) 6:00p (MT)

**WEEK FOUR**

**Wednesday, August 27**  
Chicago at New England .....8:00p (ET)

**Thursday, August 28**  
Detroit at Buffalo .....7:00p (ET)  
New York Jets at Philadelphia .....7:00p (ET)  
New York Giants at Baltimore .....8:00p (ET)  
Atlanta at Cleveland .....8:00p (ET)  
Oakland at Dallas .....7:00p (CT)  
Tennessee at Green Bay .....7:00p (CT)  
Washington at Jacksonville .....8:00p (ET)  
Arizona at Minnesota .....7:00p (CT)  
Miami at New Orleans .....7:00p (CT)  
Kansas City at St. Louis .....7:00p (CT)  
Houston at Tampa Bay.....8:00p (ET)

**Friday, August 29**  
Pittsburgh at Carolina .....8:00p (ET)  
Cincinnati at Indianapolis.....7:00p (EST)  
**Seattle at Denver** .....:7:00p (MT)  
San Francisco at San Diego .....7:00p (PT)

**POSTSEASON**

**Saturday, January 3, 2004**  
AFC and NFC Wild Card Playoffs (ABC)

**Sunday, January 4, 2004**  
AFC and NFC Wild Card Playoffs (CBS and FOX)

**Saturday, January 10, 2004**  
AFC and NFC Divisional Playoffs (CBS and FOX)

**Sunday, January 11, 2004**  
AFC and NFC Divisional Playoffs (CBS and FOX)

**Sunday, January 18, 2004**  
AFC and NFC Championship Games (CBS and FOX)

**Sunday, February 1, 2004**  
Super Bowl XXXVIII at Reliant Stadium, Houston, Texas (CBS)

**Sunday, February 8, 2004**  
AFC-NFC Pro Bowl in Honolulu, Hawaii (ABC)

**2003 AFC-NFC INTERCONFERENCE GAMES**

**WEEK ONE — SEPT. 7**  
New York Jets at Washington (9/4) .....(ABC) 9:00p (ET)  
Jacksonville at Carolina .....1:00p (ET)

**WEEK TWO — SEPT. 14**  
Houston at New Orleans .....12:00p (CT)  
New England at Philadelphia .....4:15p (ET)

**WEEK THREE — SEPT. 21**  
New Orleans at Tennessee .....12:00p (CT)  
Cleveland at San Francisco .....1:15p (PT)

**WEEK FOUR — SEPT. 28**  
Philadelphia at Buffalo .....1:00p (ET)  
New England at Washington .....1:00p (ET)

**Detroit at Denver** .....:2:15p (MT)  
Dallas at New York Jets .....4:15p (ET)  
Indianapolis at New Orleans .....(ESPN) 7:30p (CT)

**WEEK FIVE — OCT. 5**  
Oakland at Chicago .....12:00p (CT)  
Miami at New York Giants .....1:00p (ET)  
Indianapolis at Tampa Bay (10/6) .....(ABC) 9:00p (ET)

**WEEK SIX — OCT. 12**  
Kansas City at Green Bay .....12:00p (CT)  
Carolina at Indianapolis .....12:00p (EST)  
New York Giants at New England .....1:00p (ET)  
Baltimore at Arizona .....1:15p (MST)

**WEEK SEVEN — OCT. 19**  
Washington at Buffalo .....1:00p (ET)  
Tennessee at Carolina .....1:00p (ET)  
**Denver at Minnesota** .....:12:00p (CT)

**WEEK EIGHT — OCT. 26**  
Seattle at Cincinnati .....1:00p (ET)  
St. Louis at Pittsburgh .....1:00p (ET)  
New York Jets at Philadelphia .....4:15p (ET)

**WEEK NINE — NOV. 2**  
San Diego at Chicago .....12:00p (CT)  
Oakland at Detroit .....1:00p (ET)  
Carolina at Houston .....12:00p (CT)  
New York Giants at New York Jets .....1:00p (ET)  
Cincinnati at Arizona .....2:05p (MT)  
Pittsburgh at Seattle .....1:05p (PT)

**WEEK TEN — NOV. 9**  
Arizona at Pittsburgh .....1:00p (ET)  
Minnesota at San Diego .....1:05p (PT)  
Buffalo at Dallas .....3:15p (CT)  
Baltimore at St. Louis .....(ESPN) 7:30p (CT)

**WEEK ELEVEN — NOV. 16**  
Arizona at Cleveland .....1:00p (ET)  
Minnesota at Oakland .....1:15p (PT)  
Dallas at New England .....(ESPN) 8:30p (ET)  
Pittsburgh at San Francisco .....(ABC) 6:00p (PT)

**WEEK TWELVE — NOV. 23**  
Seattle at Baltimore .....1:00p (ET)  
**Chicago at Denver** .....:2:05p (MT)  
Tennessee at Atlanta .....4:15p (ET)  
Washington at Miami .....(ESPN) 8:30p (ET)

**WEEK THIRTEEN — NOV. 30**  
San Francisco at Baltimore .....1:00p (ET)  
Atlanta at Houston .....12:00p (CT)  
Buffalo at New York Giants .....1:00p (ET)  
Cleveland at Seattle .....1:15p (PT)  
Tampa Bay at Jacksonville .....(ESPN) 8:30p (ET)

**WEEK FOURTEEN — DEC. 7**  
San Diego at Detroit .....1:00p (ET)  
St. Louis at Cleveland .....(ABC) 9:00p (ET)

**WEEK FIFTEEN — DEC. 14**  
San Francisco at Cincinnati .....1:00p (ET)  
Atlanta at Indianapolis .....1:00p (ET)  
Detroit at Kansas City .....12:00p (CT)  
Houston at Tampa Bay .....1:00p (ET)  
Green Bay at San Diego .....1:15p (PT)  
Philadelphia at Miami .....(ABC) 9:00p (ET)

**WEEK SIXTEEN — DEC. 21**  
Kansas City at Minnesota (12/20) .....(CBS) 4:00p (CT)  
New Orleans at Jacksonville .....1:00p (ET)  
Cincinnati at St. Louis .....12:00p (CT)  
Green Bay at Oakland (12/22) .....(ABC) 6:00p (PT)

**WEEK SEVENTEEN — DEC. 28**  
Jacksonville at Atlanta .....1:00p (ET)  
Chicago at Kansas City .....12:00p (CT)  
Tampa Bay at Tennessee .....12:00p (CT)  
**Denver at Green Bay** .....:3:15p (CT)

## 2003 NATIONAL TELEVISION GAMES

### REGULAR SEASON

Thursday, Sep. 4	New York Jets at Washington (night, ABC)
Sunday, Sep. 7	Atlanta at Dallas (day, FOX)
	Oakland at Tennessee (night, ESPN)
Monday, Sep. 8	Tampa Bay at Philadelphia (night, ABC)
Sunday, Sep. 14	New England at Philadelphia (day, CBS)
	Chicago at Minnesota (night, ESPN)
Monday, Sep. 15	Dallas at New York Giants (night, ABC)
Sunday, Sep. 21	Cleveland at San Francisco (day, CBS)
	Buffalo at Miami (night, ESPN)
Monday, Sep. 22	<b>Oakland at Denver (night, ABC)</b>
Sunday, Sep. 28	Dallas at New York Jets (day, FOX)
	Indianapolis at New Orleans (night, ESPN)
Monday, Sep. 29	Green Bay at Chicago (night, ABC)
Sunday, Oct. 5	Washington at Philadelphia (day, FOX)
	Cleveland at Pittsburgh (night, ESPN)
Monday, Oct. 6	Indianapolis at Tampa Bay (night, ABC)
Sunday, Oct. 12	<b>Pittsburgh at Denver (day, CBS)</b>
	San Francisco at Seattle (night, ESPN)
Monday, Oct. 13	Atlanta at St. Louis (night, ABC)
Sunday, Oct. 19	Tampa Bay at San Francisco (day, FOX)
Monday, Oct. 20	Kansas City at Oakland (night, ABC)
Sunday, Oct. 26	New York Jets at Philadelphia (day, CBS)
	Buffalo at Kansas City (night, ESPN)
Monday, Oct. 27	Miami at San Diego (night, ABC)
Sunday, Nov. 2	Philadelphia at Atlanta (day, FOX)
	Green Bay at Minnesota (night, ESPN)
Monday, Nov. 3	<b>New England at Denver (night, ABC)</b>
Sunday, Nov. 9	New York Jets at Oakland (day, CBS)
	Baltimore at St. Louis (night, ESPN)
Monday, Nov. 10	Philadelphia at Green Bay (night, ABC)
Sunday, Nov. 16	Green Bay at Tampa Bay (day, FOX)
	Dallas at New England (night, ESPN)
Monday, Nov. 17	Pittsburgh at San Francisco (night, ABC)
Sunday, Nov. 23	Tennessee at Atlanta (day, CBS)
	Washington at Miami (night, ESPN)
Monday, Nov. 24	New York Giants at Tampa Bay (night, ABC)
Thursday, Nov. 27	Green Bay at Detroit (day, FOX)
	Miami at Dallas (day, CBS)
Sunday, Nov. 30	<b>Denver at Oakland (day, CBS)</b>
	Tampa Bay at Jacksonville (night, ESPN)
Monday, Dec. 1	Tennessee at New York Jets (night, ABC)
Sunday, Dec. 7	Miami at New England (day, CBS)
	Carolina at Atlanta (night, ESPN)
Monday, Dec. 8	St. Louis at Cleveland (night, ABC)
Sunday, Dec. 14	Green Bay at San Diego (day, FOX)
	New York Giants at New Orleans (night, ESPN)
Monday, Dec. 15	Philadelphia at Miami (night, ABC)
Saturday, Dec. 20	Atlanta at Tampa Bay (day, FOX)
	Kansas City at Minnesota (day, CBS)
	New England at New York Jets (night, ESPN)
Sunday, Dec. 21	San Francisco at Philadelphia (day, FOX)
	<b>Denver at Indianapolis (night, ESPN)</b>
Monday, Dec. 22	Green Bay at Oakland (night, ABC)
Saturday, Dec. 27	Buffalo at New England (day, CBS)
	Seattle at San Francisco (day, FOX)
	Philadelphia at Washington (night, ESPN)
Sunday, Dec. 28	<b>Denver at Green Bay (day, CBS)</b>
	Pittsburgh at Baltimore (night, ESPN)
<b>POSTSEASON</b>	
Saturday, January 3	AFC and NFC Wild Card Playoffs (ABC)
Sunday, January 4	AFC and NFC Wild Card Playoffs (CBS and FOX)
Saturday, January 10	AFC and NFC Divisional Playoffs (CBS and FOX)
Sunday, January 11	AFC and NFC Divisional Playoffs (CBS and FOX)
Sunday, January 18	AFC and NFC Championship Games (CBS and FOX)
Sunday, February 1	Super Bowl XXXVIII at Reliant Stadium in Houston (CBS)
Sunday, February 8	AFC-NFC Pro Bowl at Honolulu, Hawaii (ABC)

## 2003 PRIME TIME TELEVISION GAMES

(All times local; Saturday/Sunday on ESPN, Thursday/Monday on ABC)

Thursday, September 4	New York Jets at Washington (ABC) .....	9:00p
Sunday, September 7	Oakland at Tennessee (ESPN) .....	7:30p
Monday, September 8	Tampa Bay at Philadelphia (ABC) .....	9:00p
Sunday, September 14	Chicago at Minnesota (ESPN) .....	7:30p
Monday, September 15	Dallas at New York Giants (ABC) .....	9:00p
Sunday, September 21	Buffalo at Miami (ESPN) .....	8:30p
<b>Monday, September 22</b>	<b>Oakland at Denver (ABC) .....</b>	<b>7:00p</b>
Sunday, September 28	Indianapolis at New Orleans (ESPN) .....	7:30p
Monday, September 29	Green Bay at Chicago (ABC) .....	8:00p
Sunday, October 5	Cleveland at Pittsburgh (ESPN) .....	8:30p
Monday, October 6	Indianapolis at Tampa Bay (ABC) .....	9:00p
Sunday, October 12	San Francisco at Seattle (ESPN) .....	5:30p
Monday, October 13	Atlanta at St. Louis (ABC) .....	8:00p
Monday, October 20	Kansas City at Oakland (ABC) .....	6:00p
Sunday, October 26	Buffalo at Kansas City (ESPN) .....	7:30p
Monday, October 27	Miami at San Diego (ABC) .....	6:00p
Sunday, November 2	Green Bay at Minnesota (ESPN) .....	7:30p
<b>Monday, November 3</b>	<b>New England at Denver (ABC) .....</b>	<b>7:00p</b>
Sunday, November 9	Baltimore at St. Louis (ESPN) .....	7:30p
Monday, November 10	Philadelphia at Green Bay (ABC) .....	8:00p
Sunday, November 16	Dallas at New England (ESPN) .....	8:30p
Monday, November 17	Pittsburgh at San Francisco (ABC) .....	6:00p
Sunday, November 23	Washington at Miami (ESPN) .....	8:30p
Monday, November 24	New York Giants at Tampa Bay (ABC) .....	9:00p
Sunday, November 30	Tampa Bay at Jacksonville (ESPN) .....	8:30p
Monday, December 1	Tennessee at New York Jets (ABC) .....	9:00p
Sunday, December 7	Carolina at Atlanta (ESPN) .....	8:30p
Monday, December 8	St. Louis at Cleveland (ABC) .....	9:00p
Sunday, December 14	New York Giants at New Orleans (ESPN) .....	7:30p
Monday, December 15	Philadelphia at Miami (ABC) .....	9:00p
Saturday, December 20	New England at New York Jets (ESPN) .....	8:30p
<b>Sunday, December 21</b>	<b>Denver at Indianapolis (ESPN) .....</b>	<b>8:30p</b>
Monday, December 22	Green Bay at Oakland (ABC) .....	6:00p
Saturday, December 27	Philadelphia at Washington (ESPN) .....	8:30p
Sunday, December 28	Pittsburgh at Baltimore (ESPN) .....	8:30p

## BRONCOS FUTURE OPPONENTS

The National Football League realigned its divisional and conference structure in 2002 with the introduction of the Houston Texans as an expansion franchise, and with that adopted a scheduling format that determines the majority of each team's opponents through the 2009 season. The formula, for each team, includes home and away games against each division foe (6 games), one game against each team in another division within a team's conference (4 games), one game against each team in a division from the other conference (4 games) and two games against conference opponents to be determined by a team's division finish the previous year. For example, in a year when the Broncos play each team from the AFC North (as in 2003), their two additional AFC opponents would be the teams from the South and East who finished second in their division (as the Broncos did in the West).

2004		2005		2006	
Home	Away	Home	Away	Home	Away
Kansas City	Kansas City	Kansas City	Kansas City	Kansas City	Kansas City
Oakland	Oakland	Oakland	Oakland	Oakland	Oakland
San Diego	San Diego	San Diego	San Diego	San Diego	San Diego
Houston	Jacksonville	New England	Buffalo	Baltimore	Cleveland
Indianapolis	Tennessee	N.Y. Jets	Miami	Cincinnati	Pittsburgh
Atlanta	New Orleans	Philadelphia	Dallas	San Francisco	Arizona
Carolina	Tampa Bay	Washington	N.Y. Giants	Seattle	St. Louis
AFC East	AFC North	AFC North	AFC South	AFC South	AFC East

2007		2008		2009	
Home	Away	Home	Away	Home	Away
Kansas City	Kansas City	Kansas City	Kansas City	Kansas City	Kansas City
Oakland	Oakland	Oakland	Oakland	Oakland	Oakland
San Diego	San Diego	San Diego	San Diego	San Diego	San Diego
Jacksonville	Houston	Buffalo	New England	Cleveland	Baltimore
Tennessee	Indianapolis	Miami	N.Y. Jets	Pittsburgh	Cincinnati
Green Bay	Chicago	New Orleans	Atlanta	Dallas	Philadelphia
Minnesota	Detroit	Tampa Bay	Carolina	N.Y. Giants	Washington
AFC North	AFC East	AFC South	AFC North	AFC East	AFC South

## 2003 PROMOTIONAL DATES

Fans in attendance at the following 2003 Denver Broncos home games will receive special promotional items as they enter INVESCO Field at Mile High:

DATE	OPPONENT	PROMOTIONAL ITEM	DISTRIBUTION
Sept. 22	Oakland	Magnetic Schedules courtesy of Bud Light	all fans 21 and over
Sept. 28	Detroit	Stadium Seat Cushions courtesy of Comcast	all fans
Nov. 3	New England	Koozies courtesy of Coors Light	1st 30,000 fans 21 and over
Nov. 23	Chicago	Ice Scrapers courtesy of U.S. Bank	1st 30,000 fans
Dec. 7	Kansas City	Posters courtesy of Coca-Cola	all fans

*All promotional dates are tentative and subject to change without notice.*

## NOTES